

# MISSISSIPPI STATE

## THE MATCHUP: GAME 3



MISSISSIPPI STATE BULLDOGS (1-1)

VS



KENTUCKY WILDCATS (0-2)

October 10, 2020 • 6:30 p.m. CT • Lexington, Ky. • Kroger Field (61,000 - limited to 25 percent)

## STORYLINES

- Mississippi State is looking to bounce back from a 21-14 loss to Arkansas last week, marking just its second loss to the Razorbacks in the last nine meetings.
- The Bulldogs and the Wildcats have one of the most even series in the SEC. MSU currently holds a 24-23 edge in the all-time series. State won six in a row to tie the series in 2014, and the teams have traded victories since with the home team winning each of the last three meetings.
- A Bulldog victory would mark the first time the road team has won in the series since 2014 when MSU claimed a 45-31 victory. The home team has won 28 of the 47 previous meetings.
- MSU has held consecutive opponents to fewer than 100 rushing yards, through two weeks of SEC play. The Bulldogs have not held three straight SEC opponents below the century mark on the ground, since at least 2005. However, in 2009, the Bulldogs did manage to keep four conference teams to fewer than 100 rushing yards, doing so in back-to-back games twice.
- K.J. Costello** set a school record for completions with 43 against Arkansas. He also completed 36 passes at LSU. That marked the second time in school history that an MSU quarterback completed 30 or more passes in consecutive games. Dak Prescott completed 38 passes at Arkansas (Nov. 21, 2015) and 31 against Ole Miss (Nov. 28, 2015).
- The Bulldogs are 64 yards shy of cracking 1,000 passing yards already this season. Should MSU reach the milestone against the Wildcats, it would mark the fewest number of games needed to do so in school history. State's highest passing total on record through its first three games is 964 yards in 2003.
- MSU has thrown for 300 or more yards in both games this season. The last time the Bulldogs threw for 300 yards in consecutive games came on Nov. 14, 2015 (304 vs. Alabama) and Nov. 21, 2015 (508 at Arkansas).
- State's pair of scoring drives against Arkansas last Saturday were their two longest drives of the season. The first was the longest in terms of plays (15) and time (7:45). The second was the Bulldogs' longest by yardage, covering 76 yards in 14 plays and 7:21.
- MSU has attempted 60 passes in each of its first two games. Entering the season, the school record was 54 attempts set on Sept. 12, 2015, against LSU. Since that game, State had attempted more than 40 passes just seven times, all in 2015.
- Mike Leach** returns to Kentucky for the first time since he was the offensive coordinator in 1997 and 1998. The Kentucky offense set six NCAA records, 41 SEC records and 116 school records in just 22 games under Leach. Of those, 39 offensive school records still stand today (23 individual, 16 team).
- A two-time national coach of the year, **Mike Leach** was hired as the 34th head coach in program history on Jan. 6, 2020. He has won 140 games in 19 seasons as a head coach highlighted by two 11-win seasons, five 9-win seasons, and five 8-win seasons. He's the only active Power 5 head coach to produce an 11-win season at two different programs since 2008.
- Since 2005, **Mike Leach**'s offenses have passed for 500+ yards in 27 games, which is No. 1 in the nation among active FBS head coaches and 16 more than the next head coach during that time frame. His offense has totaled 600+ offensive yards in 26 different games, which ranks third among active FBS head coaches during that span.

## NUMBERS TO KNOW

4

MSU is one of four FBS teams who ranks in the top 10 in total offense (No. 7) and top 20 in total defense (No. 19).

5

MSU leads the SEC and ranks tied for No. 3 in the FBS with 5.0 sacks per game.

4.7

MSU ranks No. 3 in the SEC and No. 14 in the FBS in yards per play allowed.

0

MSU is one of three SEC teams and seven FBS teams that hasn't allowed a rushing touchdown this season.

16

MSU leads the SEC in 20+ yard plays from scrimmage. **K.J. Costello's** 16 20+ yard passes lead the SEC and are tied for No. 4 in the FBS.

7

**Osirus Mitchell** leads the SEC and ranks tied for No. 3 in the FBS with seven catches for 20+ yards.

## BROADCAST INFORMATION

### TV: SEC NETWORK

Play-by-Play: Tom Hart

Analysts: Jordan Rodgers

Reporter: Cole Cubelic

### RADIO: MSU SPORTS RADIO NETWORK

Play-by-Play: Neil Price

Analyst: Matt Wyatt

Sideline: Jay Perry

### SIRIUS XM RADIO

MSU Broadcast Channel: 81

## TEAM INFORMATION

### MISSISSIPPI STATE

Head Coach: Mike Leach (BYU, 1983)

Rankings: RV (AP) / RV (Coaches)

Overall Record: 140-91 (19th season)

Mississippi State Record: 1-1 (first season)

### KENTUCKY

Head Coach: Mark Stoops (Iowa, 1989)

Rankings: NR (AP) / RV (Coaches)

Overall Record: 44-46 (eighth season)

Kentucky Record: 44-46 (eighth season)

## 2020 MISSISSIPPI STATE SCHEDULE

Overall: 1-1 | H: 0-1 | A: 1-0 | N: 0-0

### SEPTEMBER (1-0)

| Date | Opponent         | Network | Score           |
|------|------------------|---------|-----------------|
| 26   | at No. 6/5 LSU * | CBS     | 21,124 W, 44-34 |

### OCTOBER (0-1)

| Date | Opponent    | Network     | Score           |
|------|-------------|-------------|-----------------|
| 3    | Arkansas    | SECN Alt.   | 13,564 L, 14-21 |
| 10   | at Kentucky | SEC Network | 6:30 p.m.       |
| 17   | Texas A&M   | SEC Network | 3 p.m.          |
| 31   | at Alabama  | ESPN        | 6 p.m.          |

### NOVEMBER (0-0)

| Date | Opponent    | Network | Score  |
|------|-------------|---------|--------|
| 7    | Vanderbilt  | SECN    | 3 p.m. |
| 14   | Auburn      | TBA     | TBA    |
| 21   | at Georgia  | TBA     | TBA    |
| 28   | at Ole Miss | TBA     | TBA    |

### DECEMBER (0-0)

| Date | Opponent | Network | Score |
|------|----------|---------|-------|
| 5    | Missouri | TBA     | TBA   |

## MISSISSIPPI STATE COACHING STAFF

**Mike Leach**, head coach (1st)

\***Tony Hughes**, associate head coach/nickelbacks (9th, 2nd stint)

**Zach Arnett**, defensive coordinator/linebackers (1st)

**Matt Brock**, special teams coordinator/outside LBs (1st)

**Darcel McBath**, cornerbacks (1st)

\***Eric Mele**, running backs (1st)

**Mason Miller**, offensive line (1st)

**Dave Nichol**, inside receivers (1st)

\***Jeff Phelps**, defensive line (1st)

\***Steve Spurrier Jr.**, outside receivers (1st)

**Jason Washington**, safeties (1st)

\* - denotes in the booth

# MISSISSIPPI STATE DEPTH CHART

## OFFENSE

|               |      |                     |      |     |         |
|---------------|------|---------------------|------|-----|---------|
| <b>WR (X)</b> | 4    | Malik Heath         | 6-3  | 215 | Jr.-JC  |
|               | -or- | 18 Cameron Gardner  | 6-4  | 220 | So.-1L  |
|               | 81   | Lideatrick Griffin  | 5-10 | 175 | Fr.-HS  |
| <b>WR (H)</b> | 0    | JaVonta Payton      | 6-1  | 180 | Sr.-1L  |
|               | 11   | Geor'quarius Spivey | 6-5  | 240 | So.-1L  |
|               | -or- | 6 Garrett Shrader   | 6-4  | 215 | So.-1L  |
| <b>LT</b>     | 67   | Charles Cross       | 6-5  | 290 | RFr.-RS |
|               | 58   | Kameron Jones       | 6-5  | 305 | So.-SQ  |
| <b>LG</b>     | 55   | Greg Eiland         | 6-8  | 335 | Sr.-3L  |
|               | 63   | LaQuinston Sharp    | 6-3  | 300 | Sr.-1L  |
| <b>C</b>      | 57   | Cole Smith          | 6-3  | 305 | So.-SQ  |
|               | 71   | James Jackson       | 6-3  | 330 | Jr.-2L  |
| <b>RG</b>     | 56   | Dareuan Parker      | 6-4  | 355 | Sr.-3L  |
|               | 72   | Brandon Cunningham  | 6-4  | 300 | RFr.-RS |
| <b>RT</b>     | 69   | Kwatrivous Johnson  | 6-7  | 315 | So.-SQ  |
|               | 78   | Scott Lashley       | 6-7  | 315 | Sr.-GTR |
| <b>WR (Y)</b> | 85   | Austin Williams     | 6-3  | 200 | Jr.-2L  |
|               | 31   | Jaden Walley        | 6-0  | 180 | Fr.-HS  |
| <b>WR (Z)</b> | 9    | Tyrell Shavers      | 6-6  | 200 | Jr.-GTR |
|               | 5    | Osirus Mitchell     | 6-5  | 210 | Sr.-3L  |
|               | -or- | 17 Caleb Ducking    | 6-5  | 200 | Jr.-JC  |
|               | -or- | 84 Dontea Jones     | 6-4  | 230 | Sr.-3L  |
| <b>QB</b>     | 3    | K.J. Costello       | 6-5  | 225 | Sr.-GTR |
|               | -or- | 2 Will Rogers       | 6-2  | 205 | Fr.-HS  |
| <b>RB</b>     | 8    | Kylin Hill          | 5-11 | 210 | Sr.-3L  |
|               | 21   | Jo'quavious Marks   | 5-10 | 195 | Fr.-HS  |
|               | -or- | 23 Dillon Johnson   | 6-0  | 215 | Fr.-HS  |
|               | -or- | 22 Lee Witherspoon  | 5-10 | 195 | So.-1L  |

## DEFENSE

|                |      |                       |      |     |         |
|----------------|------|-----------------------|------|-----|---------|
| <b>DE</b>      | 52   | Kobe Jones            | 6-4  | 260 | Sr.-2L  |
|                | 15   | Jack Harris           | 6-3  | 250 | RFr.-RS |
| <b>NT</b>      | 94   | Jaden Crumedy         | 6-5  | 300 | So.-1L  |
|                | 22   | Nathan Pickering      | 6-4  | 310 | So.-1L  |
| <b>DT</b>      | 42   | Marquiss Spencer      | 6-4  | 300 | Sr.-3L  |
|                | 17   | Aaron Odom            | 6-3  | 275 | Jr.-1L  |
| <b>SAM</b>     | 2    | Tyrus Wheat           | 6-2  | 260 | Jr.-JC  |
|                | 6    | Jordan Davis          | 6-4  | 260 | Jr.-JC  |
| <b>MIKE</b>    | 40   | Erroll Thompson       | 6-1  | 250 | Sr.-3L  |
|                | 14   | Nathaniel Watson      | 6-2  | 250 | So.-1L  |
| <b>WILL</b>    | 3    | Aaron Brule           | 6-1  | 230 | So.-1L  |
|                | 44   | Jett Johnson          | 6-2  | 235 | So.-SQ  |
|                | -or- | 54 Rodney Groce Jr.   | 6-2  | 245 | Fr.-HS  |
| <b>CB</b>      | 1    | Martin Emerson        | 6-2  | 195 | So.-1L  |
|                | 30   | Decamerion Richardson | 6-2  | 180 | Fr.-HS  |
| <b>FS</b>      | 38   | Fred Peters           | 5-10 | 210 | Sr.-1L  |
|                | 19   | Collin Duncan         | 6-0  | 205 | So.-SQ  |
| <b>BULLDOG</b> | 7    | Marcus Murphy         | 6-1  | 200 | Jr.-2L  |
|                | 12   | Shawn Preston Jr.     | 6-0  | 210 | So.-1L  |
| <b>SS</b>      | 28   | Londyn Craft          | 6-0  | 200 | Jr.-SQ  |
|                | 24   | Dylan Lawrence        | 6-4  | 195 | RFr.-RS |
| <b>CB</b>      | 27   | Esaías Furdge         | 6-0  | 185 | So.-SQ  |
|                | 13   | Emmanuel Forbes       | 6-0  | 180 | Fr.-HS  |

## SPECIALISTS

|           |      |                      |      |     |         |
|-----------|------|----------------------|------|-----|---------|
| <b>PK</b> | 8    | Brandon Ruiz         | 5-10 | 180 | Jr.-GTR |
|           | 47   | Jace Christmann      | 6-0  | 195 | Sr.-3L  |
|           | -or- | 91 Nolan McCord      | 6-0  | 170 | Fr.-HS  |
| <b>KO</b> | 8    | Brandon Ruiz         | 5-10 | 180 | Jr.-GTR |
|           | 48   | Scott Goodman        | 5-10 | 200 | Jr.-2L  |
|           | -or- | 37 Tucker Day        | 6-0  | 210 | Jr.-2L  |
| <b>P</b>  | 37   | Tucker Day           | 6-0  | 210 | Jr.-2L  |
|           | -or- | 97 Reed Bowman       | 6-0  | 200 | Sr.-SQ  |
| <b>LS</b> | 43   | Paul Blackwell       | 5-10 | 205 | Sr.-1L  |
|           | 68   | Hayes Hammond        | 5-10 | 190 | Fr.-HS  |
|           | -or- | 41 Colby Cox         | 6-1  | 240 | Fr.-HS  |
| <b>H</b>  | 97   | Reed Bowman          | 6-0  | 200 | Sr.-SQ  |
|           | 37   | Tucker Day           | 6-0  | 210 | Jr.-2L  |
| <b>KR</b> | 0    | JaVonta Payton       | 6-1  | 180 | Sr.-1L  |
|           | -or- | 21 Jo'quavious Marks | 5-10 | 195 | Fr.-HS  |
| <b>PR</b> | 85   | Austin Williams      | 6-3  | 200 | Jr.-2L  |
|           | 22   | Lee Witherspoon      | 5-10 | 195 | So.-1L  |



## THE LEACH FILE

**Hometown:** Cody, Wyoming  
**Education:** BYU, 1983 (Bachelor's); Pepperdine, 1986 (J.D.); U.S. Sports Academy, 1988 (Master's)  
**Wife:** Sharon  
**Children:** Janeen, Kim, Cody and Kiersten  
**Birthday:** March 9, 1961

### COACHING CAREER

#### 2020-p: Mississippi State (Head Coach)

2012-19: Washington State (Head Coach/Offensive Coordinator/QBs)  
2000-09: Texas Tech (Head Coach/Offensive Coordinator/QBs)  
1999: Oklahoma (Offensive Coordinator/QBs)  
1997-98: Kentucky (Offensive Coordinator/QBs)  
1994-96: Valdosta State (Offensive Coordinator/WRs/QBs)  
1992-93: Valdosta State (Offensive Coordinator/Offensive Line)  
1989-91: Iowa Wesleyan (Offensive Coordinator/Offensive Line)  
1989: Pori, Finland – European League (Head Coach)  
1988: College of the Desert (Calif.) (Linebackers)  
1987: Cal Poly (Offensive Line)

### BOWL GAMES AS A HEAD COACH

2019: Cheez-It Bowl (Washington State)  
2018: Alamo Bowl (Washington State)  
2017: Holiday Bowl (Washington State)  
2016: Holiday Bowl (Washington State)  
2015: Sun Bowl (Washington State)  
2013: New Mexico Bowl (Washington State)  
2009: Alamo Bowl\* (Texas Tech)  
2008: Cotton Bowl (Texas Tech)  
2007: Gator Bowl (Texas Tech)  
2006: Insight Bowl (Texas Tech)  
2005: Cotton Bowl (Texas Tech)  
2004: Holiday Bowl (Texas Tech)  
2003: Houston Bowl (Texas Tech)  
2002: Tangerine Bowl (Texas Tech)  
2001: Alamo Bowl (Texas Tech)  
2000: GalleryFurniture.com Bowl (Texas Tech)

\* - denotes did not coach in game

## BY THE NUMBERS

29

Players selected in the NFL Draft under Leach's leadership at Texas Tech and Washington State, including three first round picks.

10

Years that Leach's "Air Raid" passing attack has led the FBS, six times at Texas Tech and four at Washington State.

11

Of the top 50 most productive passing yardage seasons in FBS history have come from quarterbacks coached by Leach.

# MIKE LEACH

First Season  
@Coach\_Leach

## 34TH HEAD FOOTBALL COACH AT MISSISSIPPI STATE 2018 & 2008 NATIONAL COACH OF THE YEAR

Mike Leach, a two-time national coach of the year, three-time conference coach of the year and the mastermind behind the NCAA record-setting "Air Raid" offense, was tabbed Mississippi State's 34th head football coach on January 9, 2020.

The accomplishments for Leach in his 18 years as a head coach are long and distinguished. He has compiled a 139-90 (.607) record, guided his squads to 16 bowl games, produced seven seasons of at least nine victories, captured two division titles, become the winningest coach in Texas Tech history and set school records for bowl appearances at both Texas Tech (10) and Washington State (6). During 10 of those 18 seasons, Leach's passing attack led the FBS – six at Texas Tech and four at Washington State.

Of the 50 most productive passing yardage seasons in FBS history, 11 came from quarterbacks coached by Leach since his hiring as head coach at Texas Tech in 2000. That includes three seasons by Graham Harrell (2006-08), two by Luke Falk (2015-16), one by Gardner Mishew II (2018) and one by Anthony Gordon (2019).

Leach, 58, arrives in Starkville after eight seasons at the helm at Washington State where he compiled a 55-47 (.539) record and was named the 2018 American Football Coaches Association National Coach of the Year and two-time Pac-12 Coach of the Year (2015, 2018). Leach spearheaded WSU to a school-record six bowl appearances and became the first coach in school history to lead the Cougars to five consecutive bowl games. They also led the nation in passing offense in four out of his last six seasons in charge.

The 2018 campaign saw Leach produce one of the finest coaching performances as WSU posted its first 11-win season in school history and a share of the Pac-12 North Division. The Cougars were ranked in the top 13 of each College Football Playoff rankings, including four consecutive weeks at No. 8. WSU capped the season with a win over Iowa State in the Alamo Bowl and finished No. 10 in the Associated Press and Coaches polls. Senior quarterback and Mississippi native Minshew captivated the nation, leading the FBS in passing yards per game (367.6).

Leach previously spent 10 seasons as head coach at Texas Tech (2000-09) where his squads produced bowl appearances all 10 years. He compiled a school-record 84 victories, a school-record five bowl wins

and eight consecutive seasons of at least eight victories.

The architect of the most prolific passing offense in the country, Leach received three national coach of the year awards in 2008 - the Woody Hayes Award, Howie Long/Fieldturf Coach of the Year and George Munger Award. Leach's offense captured six NCAA passing titles and three total offense titles during his 10 seasons in Lubbock.

Leach led Texas Tech to one of the most memorable seasons in school history in 2008 as the team set a program record with 11 regular-season wins en route to an 11-2 record. The win total tied the mark, set previously by the 1953 and 1973 Red Raider squads. Numerous accolades poured in from across the country as an unprecedented four players earned first-team All-America status, in addition to Leach's three coach of the year honors. Harrell, offensive tackle Rylan Reed and offensive guard Brandon Carter each garnered first-team honors, while wide receiver Michael Crabtree was honored as a unanimous All-American for the second-straight season.

A total of 18 players were drafted at Texas Tech under Leach's watch and 21 others signed free agent contracts. In the spring of 2009, four players were selected among the first four rounds of the NFL Draft, marking the most successful draft for Texas Tech in the Leach era. The program made strides academically as well under Leach. During his 10 years, Texas Tech was recognized as one of the nation's top institutions for consistently being above a 70 percent graduation rate, according to the AFCA.

Prior to coming on board at Texas Tech, Leach, in just one season at Oklahoma, directed a Sooner offense that went from 11th in the Big 12 in 1998 to first in 1999 and 101st in the nation to 11th.

Prior to joining Bob Stoops' Oklahoma staff, Leach served as offensive coordinator for Hal Mumme at the University of Kentucky and Valdosta (Ga.) State University. Under Mumme and Leach, the Kentucky offense set six NCAA records, 41 Southeastern Conference records and 116 school records in 22 games.

Leach and Mumme first teamed up at Iowa Wesleyan College in 1989 where he served as offensive coordinator and line coach until 1991. He has also made stops in Pori, Finland, where he served as a head coach in the European Football League (1989), as well as one-year stints at College of the Desert (1988) and Cal Poly-San Luis Obispo (1987).

## LEACH'S YEAR-BY-YEAR HEAD COACHING RECORD

| Year              | School               | Overall       | Conf.        | Notable  |
|-------------------|----------------------|---------------|--------------|--|
| 2000              | Texas Tech           | 7-6           | 3-5          |  |
| 2001              | Texas Tech           | 7-6           | 4-4          |  |
| 2002              | Texas Tech           | 9-5           | 5-3          | Beat No. 4 Texas, Tangerine Bowl Champions             |
| 2003              | Texas Tech           | 8-5           | 4-4          | Houston Bowl Champions                                 |
| 2004              | Texas Tech           | 8-4           | 5-3          | No. 18 in AP/No. 17 in Coaches, Holiday Bowl Champions |
| 2005              | Texas Tech           | 9-3           | 6-2          | No. 20 in AP/No. 19 in Coaches                         |
| 2006              | Texas Tech           | 8-5           | 4-4          | Insight Bowl Champions                                 |
| 2007              | Texas Tech           | 9-4           | 4-4          | Beat No. 3 Oklahoma, No. 22 in AP/No. 23 in Coaches    |
| 2008              | Texas Tech           | 11-2          | 7-1          | No. 7 in BCS, Two top-10 wins including No. 1 Texas    |
| 2009              | Texas Tech           | 8-4           | 5-3          | Beat No. 15 Nebraska                                   |
| 2012              | Washington State     | 3-9           | 1-8          | Beat No. 25 Washington                                 |
| 2013              | Washington State     | 6-7           | 4-5          | Beat No. 25 USC  |
| 2014              | Washington State     | 3-9           | 2-7          |  |
| 2015              | Washington State     | 9-4           | 6-3          | Sun Bowl Champions                                     |
| 2016              | Washington State     | 8-5           | 7-2          | Beat No. 15 Stanford                                   |
| 2017              | Washington State     | 9-4           | 6-3          | Beat No. 5 USC and No. 18 Stanford                     |
| 2018              | Washington State     | 11-2          | 7-2          | AFCA Coach of the Year, Pac-12 North Co-Champions      |
| 2019              | Washington State     | 6-7           | 3-6          | Fifth straight bowl appearance at WSU                  |
| 2020              | Mississippi State    | 1-1           | 1-1          |  |
| <b>TOTALS</b>     | <b>(19th season)</b> | <b>140-91</b> | <b>84-70</b> |  |
| <b>MSU Record</b> | <b>(1st season)</b>  | <b>1-1</b>    | <b>1-1</b>   |  |
| <b>TTU Record</b> | <b>(10 seasons)</b>  | <b>84-43</b>  | <b>47-33</b> |  |
| <b>WSU Record</b> | <b>(8 seasons)</b>   | <b>55-47</b>  | <b>36-36</b> |  |

# 2020 MISSISSIPPI STATE COACHES



## TONY HUGHES

IN THE BOOTH

Associate Head Coach/Nickelbacks | 9th season (second stint)

Veteran coach and heralded recruiter with three decades of experience in his home state of Mississippi ... Spent seven seasons (2009-15) as recruiting coordinator and safeties coach at Mississippi State prior to becoming the head coach at Jackson State University ... Boasting a reputation as being one of the top recruiters in college football, Hughes played a pivotal role in helping State land 22 signees for the 2020 class, including 11 top-30 prospects from Mississippi ... A teacher and mentor to his student-athletes, Hughes has excelled at identifying players in the state of Mississippi that leave MSU as NFL prospects, including Super Bowl Champions Fletcher Cox and Chris Jones, three-time Pro Bowl defensive back Darius Slay, 2012 Jim Thorpe Award winner Johnthan Banks and first-team All-American Benardrick McKinney.



## ZACH ARNETT

Defensive Coordinator/Linebacks | 1st season

Rising star in college football's coaching ranks ... Learned under one of the game's great defensive minds in former New Mexico and San Diego State head coach Rocky Long ... Member of the prestigious AFCA 35 Under 35 Coaches Leadership Institute in 2020 ... Spent the first nine years of his coaching career at San Diego State, beginning as a defensive graduate assistant in 2011 before being elevated to linebackers coach in 2014 and eventually promoted to defensive coordinator in 2018 ... Led an SDSU defense that ranked in the top 10 nationally in rushing defense (No. 2), scoring defense (No. 3), interceptions (No. 4), first downs allowed (No. 4), total defense (No. 6), passing efficiency defense (No. 6) and takeaways (No. 8) in 2019 ... Logged 200 career tackles as a linebacker at New Mexico from 2005-08 and helped the Lobos to consecutive bowl appearances in 2006 and 2007.



## MATT BROCK

Special Team Coordinator/Outside Linebackers | 1st season

Selected to the AFCA's prestigious 35 Under 35 Coaches Leadership Institute for 2020 ... In 2019 at Washington State, coached kicker Blake Mazza who led the Pac-12 in scoring (115 points) on his way to first-team All-Pac-12 honors ... Mazza was a Lou Groza Award finalist and midseason All-America second team selection by The Athletic and made a program-record 18 straight field goals to start the season ... Tutored eight all-conference performers and a pair of All-Americans during his coaching career, with six specialists and two linebackers earning the honor ... Played and began his coaching career at Baker University in Baldwin City, Kansas ... A two-time all-conference pick and two-time NAIA Academic All-American who tallied 277 career tackles and seven interceptions.



## DARCEL McBATH

Cornerbacks | 1st season

Spent three seasons at Washington State (2017-19), including part of the 2019 season as interim co-defensive coordinator and cornerbacks coach ... Led a defense in 2019 as co-interim defensive coordinator that finished the year No. 5 in the Pac-12 in takeaways (19) and tied for second in fumbles gained (9) ... Cornerbacks unit combined for five takeaways in 2018, highlighted by four interceptions while breaking up 18 passes on the year and adding 3.0 sacks ... Earned his degree in four years while playing for Mike Leach at Texas Tech from 2004-08 and spent five seasons in the NFL after being selected in the second round of the 2009 NFL Draft by the Denver Broncos ... Played five seasons in the NFL with two seasons in Denver, one in Jacksonville and two in San Francisco ... Appeared in Super Bowl XLVII as a member of the 49ers and made one tackle.



## ERIC MELE

IN THE BOOTH

Running Backs | 1st season

Spent eight seasons at Washington State, coaching the running backs during his final two seasons (2018-19) ... Spent three seasons coaching special teams (2015-17) after three seasons as an offensive quality control (2012-14) ... Tutored three All-Pac-12 honorees at WSU, including running back Max Borghi who was named Pac-12 Freshman of the Year honorable mention in 2018 ... Kicker Erik Powell earned All-Pac-12 second team honors in 2017 and finished No. 3 on WSU's all-time points kicking list with a school-record 164 career extra points ... Powell ranked third in school history in field goals made (51) and career field goal percentage (72.8) ... Helped WSU's special teams reach multiple milestones in 2016, as the Cougars recorded a kick return TD and punt return for a score for the first time in the same season since 1968, and the punt return unit finished No. 9 nationally (13.48 yd/rtn).



## MASON MILLER

Offensive Line | 1st season

No stranger to the Air Raid system, after working with both Mike Leach and Hal Mumme, two of the Air Raid's architects ... Has coached at all three levels of the NCAA and been a key part in establishing lethal offenses at each stop ... In two seasons at Washington State, three student-athletes earned All-Pac-12 honors and the offensive line allowed the fewest sacks in the Pac-12 during that span while protecting college football's top passing attack in consecutive seasons, generating 437.2 passing yards per game during the 2019 campaign ... Helped Andre Dillard become the top pass-blocking tackle in the country per Pro Football Focus and earn first-team All-Pac-12 and second-team All-America honors in 2019 before becoming the highest drafted Cougar offensive lineman in program history when the Philadelphia Eagles selected him in the first round of the 2019 NFL Draft.



## DAVE NICHOL

Inside Receivers | 1st season

Has spent nine of his 20 years as a collegiate coach under Mike Leach, including five at Texas Tech and four at Washington State ... Owns 12 career bowl game appearances ... In four seasons at WSU, helped Gabe Marks become the Pac-12 all-time receptions leader (316) and finish No. 2 all-time in receiving touchdowns (37), while earning first-team All-Pac-12 honors in 2016 ... Helped Brandon Arconado finish with a Cougars single-season-record seven 100-yard receiving games on his way to leading the conference in receiving yards per game (100.8) in 2019 ... Spent four seasons at ECU, taking on the offensive coordinator role in his final season with the Pirates, and played a vital role in guiding an offense that established successive single-season school records for passing yards and total offense, and combined to break 70 individual or team single-game, season and career records.



## JEFF PHELPS

IN THE BOOTH

Defensive Line | 1st season

Has been a part of vaunted defensive fronts at nearly every stop of his coaching career, helping produce NFL talent and All-American pass rushers in the Pac-12, Mid-American and Big 10 conferences ... In 2018, saw the Cougar "Speed D" lead the Pac-12 with 38.0 sacks and finish No. 2 in the league with 88.0 tackles for loss ... Tutored Hercules Mata'afa to Consensus All-American and AP Pac-12 Defensive Player of the Year honors in 2017 after totaling a WSU-record 22.5 tackles for loss that season ... In six seasons as the defensive line coach at Minnesota, the Gophers earned five bowl berths ... Coached four All-Big Ten performers, including 2013 third-team All-American and 2014 second-round NFL Draft pick Ra'Shede Hagemen ... Helped Larry English to a pair of MAC Most Valuable Player honors, the 2008 MAC Defensive Player of the Year award and the No. 16 pick in the 2009 NFL Draft.



## STEVE SPURRIER JR.

IN THE BOOTH

Outside Receivers | 1st season

Collegiate coaching career includes 17 postseason bowl games, including the Sugar Bowl, Fiesta Bowl, Cotton Bowl and Orange Bowl, and two national championships (Oklahoma, 2000; Florida, 1996) ... In two seasons at Washington State, helped three receivers top the 60-catch mark, including Easop Winston Jr.'s 85-catch, 11-touchdown campaign in 2019 ... Spent one season as the assistant head coach/quarterbacks coach at Western Kentucky and developed Mike White who led the nation in completions (368) and ranked fourth in passing yards (4,177) ... No stranger to the SEC, he coached 11 seasons at South Carolina (2005-15) and spent five seasons at Florida (1994-98), helping develop numerous All-SEC performers and NFL Draft picks ... At South Carolina, coached NFL stars Sidney Rice, Alshon Jeffery and Kenny McKinley ... Worked with Mike Leach during his first stint at Oklahoma (1999).



## JASON WASHINGTON

Safeties | 1st season

Spent the last three seasons at Texas as the recruiting coordinator and cornerbacks coach, where he was tabbed the top Big 12 recruiter in 2018 by 247Sports ... In 2018, both Longhorn starting cornerbacks garnered All-Big 12 honors, as Kris Boyd grabbed first-team honors and Davante Davis was an honorable mention pick after combining for two interceptions, 24 pass breakups and 109 tackles ... With 23 all-conference honorees coached over his 17 years as a collegiate coach, he has also seen 10 pupils reach the NFL ... Spent a week during the 2009 season with the Minnesota Vikings as part of the Bill Walsh Minority Coaching Fellowship program ... Four-year letterwinner at Texas State in both football and baseball, starting at cornerback and in centerfield, respectively. Still ranks tied for No. 9 on the Bobcats' career stolen base charts (38).

# TOP 25 RANKINGS / GAME-BY-GAME INFO

## ASSOCIATED PRESS POLL (WEEK 6)

| RK. | TEAM           | REC. | POINTS |
|-----|----------------|------|--------|
| 1.  | Clemson (52)   | 3-0  | 1536   |
| 2.  | Alabama (8)    | 2-0  | 1488   |
| 3.  | Georgia        | 2-0  | 1380   |
| 4.  | Florida        | 2-0  | 1340   |
| 5.  | Notre Dame     | 2-0  | 1239   |
| 6.  | Ohio State(2)  | 0-0  | 1165   |
| 7.  | Miami          | 3-0  | 1448   |
| 8.  | North Carolina | 2-0  | 944    |
| 9.  | Penn State     | 0-0  | 935    |
| 10. | Oklahoma State | 3-0  | 919    |
| 11. | Cincinnati     | 3-0  | 895    |
| 12. | Oregon         | 0-0  | 786    |
| 13. | Auburn         | 1-1  | 731    |
| 14. | Tennessee      | 2-0  | 717    |
| 15. | BYU            | 3-0  | 661    |
| 16. | Wisconsin      | 0-0  | 619    |
| 17. | LSU            | 1-1  | 478    |
| 18. | SMU            | 4-0  | 393    |
| 19. | Virginia Tech  | 2-0  | 391    |
| 20. | Michigan       | 0-0  | 350    |
| 21. | Texas A&M      | 1-1  | 330    |
| 22. | Texas          | 2-1  | 228    |
| 23. | Louisiana      | 3-0  | 216    |
| 24. | Iowa State     | 2-1  | 215    |
| 25. | Minnesota      | 0-0  | 145    |

**Others receiving votes:** Kansas State 142, USC 115, **Mississippi State 112**, UCF 112, TCU 97, Marshall 49, Tulsa 46, Utah 30, Iowa 26, Coastal Carolina 25, Oklahoma 20, Ole Miss 18, NC State 18, UAB 15, Army 14, West Virginia 13, Memphis 12, Arkansas 11, Pittsburgh 7, Arizona State 5, Virginia 5, Washington 4, Air Force 4, Indiana 1

## COACHES POLL (WEEK 6)

| RK.  | TEAM           | REC. | POINTS |
|------|----------------|------|--------|
| 1.   | Clemson (46)   | 3-0  | 1533   |
| 2.   | Alabama (14)   | 2-0  | 1496   |
| 3.   | Florida        | 2-0  | 1372   |
| (3). | Georgia        | 2-0  | 1372   |
| 5.   | Notre Dame     | 2-0  | 1256   |
| 6.   | Ohio State (2) | 0-0  | 1192   |
| 7.   | Miami          | 3-0  | 1149   |
| 8.   | Penn State     | 0-0  | 983    |
| 9.   | North Carolina | 2-0  | 982    |
| 10.  | Oklahoma State | 3-0  | 818    |
| 11.  | Cincinnati     | 3-0  | 807    |
| 12.  | Tennessee      | 2-0  | 744    |
| 13.  | Auburn         | 1-1  | 701    |
| 14.  | Wisconsin      | 0-0  | 668    |
| 15.  | BYU            | 3-0  | 646    |
| 16.  | LSU            | 1-1  | 616    |
| 17.  | Oregon         | 0-0  | 494    |
| 18.  | Virginia Tech  | 2-0  | 423    |
| 19.  | Michigan       | 0-0  | 409    |
| 20.  | Texas A&M      | 1-1  | 339    |
| 21.  | SMU            | 4-0  | 304    |
| 22.  | Texas          | 2-1  | 295    |
| 23.  | Louisiana      | 3-0  | 207    |
| 24.  | Iowa State     | 2-1  | 137    |
| 21.  | UCF            | 2-1  | 127    |

**Others receiving votes:** **Mississippi State 120**, Minnesota 120, USC 112, Kansas State 86, TCU 58, Oklahoma 53, Army 5, Marshall 46, Iowa 39, Coastal Carolina 38, Utah 36, Memphis 35, Arkansas 35, Pittsburgh 32, West Virginia 30, Boise State 30, UAB 25, Ole Miss 24, NC State 17, Arizona State 16, Tulsa 15, Air Force 13, Kentucky 11, Washington 8, Virginia 8, Nebraska 5, California 5, Boston College 5, Stanford 4, Baylor 2, Liberty 1

## CFP RANKINGS (2019 FINAL)

| RK. | TEAM              | REC. |
|-----|-------------------|------|
| 1.  | LSU               | 15-0 |
| 2.  | Ohio State        | 13-1 |
| 3.  | Clemson           | 14-1 |
| 4.  | Oklahoma          | 12-2 |
| 5.  | Georgia           | 12-2 |
| 6.  | Oregon            | 12-2 |
| 7.  | Baylor            | 11-3 |
| 8.  | Wisconsin         | 10-4 |
| 9.  | Florida           | 11-2 |
| 10. | Penn State        | 11-2 |
| 11. | Utah              | 11-3 |
| 12. | Auburn            | 9-4  |
| 13. | Alabama           | 11-2 |
| 14. | Michigan          | 9-4  |
| 15. | Notre Dame        | 11-2 |
| 16. | Iowa              | 10-3 |
| 17. | Memphis           | 12-2 |
| 18. | Minnesota         | 11-2 |
| 19. | Boise State       | 12-2 |
| 20. | Appalachian State | 13-1 |
| 21. | Cincinnati        | 11-3 |
| 22. | USC               | 8-5  |
| 23. | Navy              | 11-2 |
| 24. | Virginia          | 9-5  |
| 25. | Oklahoma State    | 8-5  |

## MISSISSIPPI STATE 2020 GAME-BY-GAME NOTABLES

| Opponent | Time (CT) | Length | Won Coin Toss     | Choice              | Helmet/Jerseys/Pants | Captains    |
|----------|-----------|--------|-------------------|---------------------|----------------------|-------------|
| at LSU   | 2:45 p.m. | 3:56   | Mississippi State | MSU Receive         | Maroon/Maroon/White  | E. Thompson |
| Arkansas | 6:39 p.m. | 3:19   | Arkansas          | Defer - MSU Receive | Maroon/Maroon/White  | E. Thompson |



# TRENDS / TOP GAMES / MSU IN NFL

## MSU TRENDS / RECORD WHEN

|                  | 2020 | Leach | Streak |
|------------------|------|-------|--------|
| August           | 0-0  | 0-0   | W1     |
| September        | 1-0  | 1-0   | W1     |
| October          | 0-1  | 0-1   | L4     |
| November         | 0-0  | 0-0   | W2     |
| December-January | 0-0  | 0-0   | L2     |

### MSU's Conference Record...

|             |     |     |    |
|-------------|-----|-----|----|
| at home     | 0-1 | 0-1 | L1 |
| on the road | 1-0 | 1-0 | W1 |

### MSU vs. Ranked Opponents...

|             |     |     |    |
|-------------|-----|-----|----|
| overall     | 1-0 | 1-0 | W1 |
| at home     | 0-0 | 0-0 | L2 |
| on the road | 1-0 | 1-0 | W1 |
| neutral     | 0-0 | 0-0 | L3 |
| vs. Top 10  | 1-0 | 1-0 | W1 |

### MSU's Record in Games...

|                          |     |     |    |
|--------------------------|-----|-----|----|
| decided by 7 pts or less | 0-1 | 0-1 | L1 |
| decided by 3 pts or less | 0-0 | 0-0 | W1 |
| Road during the day      | 1-0 | 1-0 | W2 |
| Road at night            | 0-0 | 0-0 | L1 |
| Home during the day      | 0-0 | 0-0 | L2 |
| Home at night            | 0-1 | 0-1 | L1 |

### MSU's Record When Scoring...

|                     |     |     |     |
|---------------------|-----|-----|-----|
| less than 21 points | 0-1 | 0-1 | L11 |
| 21 or more points   | 1-0 | 1-0 | W1  |
| 24 or more points   | 1-0 | 1-0 | W1  |
| 30 or more points   | 1-0 | 1-0 | W3  |

### MSU's Record When Allowing...

|                     |     |     |    |
|---------------------|-----|-----|----|
| less than 21 points | 0-0 | 0-0 | W2 |
| 21 or more points   | 1-1 | 1-1 | L1 |
| 24 or more points   | 1-0 | 1-0 | W1 |
| 30 or more points   | 1-0 | 1-0 | W1 |

### MSU's Record When...

|                            |     |     |     |
|----------------------------|-----|-----|-----|
| MSU scores first           | 1-0 | 1-0 | W1  |
| Opponent scores first      | 0-1 | 0-1 | L8  |
| Leading after the 1st qtr  | 1-0 | 1-0 | W1  |
| Trailing after the 1st qtr | 0-0 | 0-0 | L8  |
| Leading at halftime        | 1-0 | 1-0 | W1  |
| Trailing at halftime       | 0-1 | 0-1 | L8  |
| Leading after the 3rd qtr  | 1-0 | 1-0 | W5  |
| Trailing after the 3rd qtr | 0-1 | 0-1 | L10 |

### MSU's Record With...

|                          |     |     |     |
|--------------------------|-----|-----|-----|
| less than 300 yards      | 0-0 | 0-0 | L10 |
| 400+ yards total offense | 1-1 | 1-1 | L1  |
| 500+ yards total offense | 1-0 | 1-0 | W6  |
| 600+ yards total offense | 1-0 | 1-0 | W7  |
| less than 100 yards rush | 1-1 | 1-1 | L1  |
| 100+ yards rushing       | 0-0 | 0-0 | L1  |
| 150+ yards rushing       | 0-0 | 0-0 | W2  |
| 200+ yards rushing       | 0-0 | 0-0 | W2  |
| 250+ yards rushing       | 0-0 | 0-0 | W10 |
| less than 200 yards pass | 0-0 | 0-0 | W1  |
| 300+ yards passing       | 1-1 | 1-1 | L1  |
| 350+ yards passing       | 1-0 | 1-0 | W7  |
| 400+ yards passing       | 1-0 | 1-0 | W3  |
| 450+ yards passing       | 1-0 | 1-0 | W2  |

## TOP GAMES

### 300-YARD PASSING GAMES

#### K.J. Costello, Sr., QB

623, at LSU, 2020

313, Arkansas, 2020

### 100-YARD RECEIVING GAMES

#### Kylin Hill, Sr., RB

158, at LSU, 2020

#### Osirus Mitchell, Sr., WR

183, at LSU, 2020

#### JaVonta Payton, Sr., WR

122, at LSU, 2020

## AWARDS / HONORS

### TEAM

FWAA National Team of the Week (Sept. 27)

### K.J. COSTELLO, QB

#### Preseason

Maxwell Award Watch List

Johnny Unitas Golden Arm Award Watch List

William V. Campbell Trophy Semifinalist

#### Week 1

Walter Camp FBS National Offensive Player of the Week

SEC Offensive Player of the Week

Davey O'Brien National Quarterback Award Great 8

Manning Award Stars of the Week

Manning Award National Quarterback of the Week

### KYLIN HILL, RB

#### Preseason

Maxwell Award Watch List

Doak Walker Award Watch List

First Team All-SEC (Coaches)

First Team All-SEC (Media)

### KOBE JONES, DE

#### Preseason

Wuerffel Trophy Watch List

Third Team All-SEC (Coaches)

### BRANDON RUIZ, K

#### Week 1

Lou Groza Award Stars of the Week

### ERROLL THOMPSON, LB

#### Preseason

Butkus Award Watch List

Second Team All-SEC (Coaches)

Third Team All-SEC (Media)

## BULLDOGS IN THE NFL

| Name                    | at MSU  | Team         | Year | Pos.  |
|-------------------------|---------|--------------|------|-------|
| Johnathan Abram         | 2017-18 | Las Vegas    | 2    | S     |
| Denico Autry *          | 2012-13 | Indianapolis | 7    | DT/DE |
| Hunter Bradley          | 2012-17 | Green Bay    | 3    | LS    |
| Fred Brown #            | 2014-15 | Denver       | 2    | WR    |
| Deion Calhoun           | 2014-18 | Cincinnati   | 2    | OG    |
| Tommy Champion #        | 2017-19 | Seattle      | R    | OT    |
| Brian Cole II #         | 2017-19 | Miami        | R    | S     |
| Logan Cooke             | 2014-17 | Jacksonville | 3    | P     |
| Fletcher Cox **         | 2009-11 | Philadelphia | 9    | DT    |
| Cameron Dantzler        | 2016-19 | Minnesota    | R    | CB    |
| Willie Gay Jr.          | 2017-19 | Kansas City  | R    | LB    |
| J.T. Gray               | 2014-17 | New Orleans  | 3    | DB    |
| Farrod Green #          | 2015-19 | Indianapolis | R    | TE    |
| Stephen Guidry - IR     | 2018-19 | Dallas       | R    | WR    |
| Braxton Hoyett          | 2014-18 | Kansas City  | 1    | DT    |
| Gabe Jackson *          | 2009-13 | Las Vegas    | 7    | OG    |
| Elgton Jenkins *        | 2014-18 | Green Bay    | 2    | OG    |
| Chris Jones **          | 2013-15 | Kansas City  | 5    | DT    |
| Jaquarius Landrews - IR | 2017-19 | N.Y. Giants  | R    | S     |
| Benardrick McKinney *   | 2011-14 | Houston      | 6    | LB    |
| Pernell McPhee          | 2009-10 | Baltimore    | 10   | LB    |
| Tyre Phillips           | 2017-19 | Baltimore    | R    | OT    |
| Dak Prescott *          | 2011-15 | Dallas       | 5    | QB    |
| Martinas Rankin - IR    | 2015-17 | Kansas City  | 3    | OT    |
| Will Redmond            | 2012-15 | Green Bay    | 5    | S     |
| Chauncey Rivers #       | 2017-19 | Baltimore    | R    | DE    |
| Jeffery Simmons         | 2016-18 | Tennessee    | 2    | DL    |
| Darius Slay **          | 2011-12 | Philadelphia | 8    | CB    |
| Preston Smith *         | 2011-14 | Green Bay    | 6    | LB    |
| Tommy Stevens #         | 2019    | New Orleans  | R    | TE    |
| Montez Sweat            | 2017-18 | Washington   | 2    | DE    |
| Jordan Thomas           | 2016-17 | Arizona      | 3    | TE    |
| Darryl Williams #       | 2015-19 | Kansas City  | R    | OT    |
| K.J. Wright *           | 2007-10 | Seattle      | 10   | LB    |
| Isaiah Zuber #          | 2019    | New England  | R    | WR    |

\* - 2019 Regular Starter  
 ^ - 2019 Pro Bowl Selection  
 IR - Injured Reserved  
 # - Practice Squad

FROM  
STATE  
TO  
SUNDAYS

# INSIDE THE SERIES VS. KENTUCKY

## SERIES SUPERLATIVES

**Most points scored by Mississippi State:** 47 (1994)  
**Most points scored by Kentucky:** 48 (1950)  
**Largest margin of victory by Mississippi State:** +40 (1994)  
**Largest margin of victory by Kentucky:** +28 (1973)  
**Longest winning streak by Mississippi State:** 7 (2009-15)  
**Longest winning streak by Kentucky:** 8 (1958-90)  
**Last win by Mississippi State:** 28-13 (2019)  
**Last win by Kentucky:** 28-7 (2018)  
**Current winning streak:** 1, Mississippi State (2019)

## TOP INDIVIDUAL PERFORMANCES

### INDIVIDUAL 200-YARD RUSHING GAMES (3)

| Yds. | Player        | Date       | Att. |
|------|---------------|------------|------|
| 252  | Anthony Dixon | 10-31-2009 | 33   |
| 217  | Kevin Bouie   | 10-29-1994 | 23   |
| 209  | James Johnson | 11-7-1998  | 28   |

### INDIVIDUAL 100-YARD RUSHING GAMES (21)

| Yds. | Player           | Date       | Att. |
|------|------------------|------------|------|
| 198  | Josh Robinson    | 10-25-2014 | 23   |
| 165  | Jerious Norwood  | 10-30-2004 | 24   |
| 138  | Jerious Norwood  | 10-25-2003 | 11   |
| 138  | Jerious Norwood  | 11-2-2002  | 15   |
| 134  | Sleepy Robinson  | 10-12-1991 | 23   |
| 133  | Jerious Norwood  | 10-25-2003 | 11   |
| 127  | Keffer McGee     | 10-28-1995 | 29   |
| 121  | Jerious Norwood  | 10-29-2005 | 20   |
| 120  | Kylin Hill       | 9-21-2019  | 26   |
| 119  | Christian Ducre  | 10-27-2007 | 19   |
| 117  | Dak Prescott     | 10-24-2015 | 13   |
| 117  | Dicenzo Miller   | 11-4-2000  | 19   |
| 110  | LaDarius Perkins | 10-6-2012  | 25   |
| 109  | Dennis Johnson   | 10-9-1976  | 23   |
| 105  | Bruce Threadgill | 10-9-1976  | 24   |
| 103  | Vick Ballard     | 10-30-2010 | 14   |
| 101  | Dontae Walker    | 11-4-2000  | 15   |
| 131  | Dicenzo Miller   | 11-3-2001  | 26   |
| 115  | Nick Fitzgerald  | 10-21-2017 | 12   |
| 107  | Nick Fitzgerald  | 10-22-2016 | 16   |
| 100  | Michael Davis    | 10-31-1992 | 8    |

### INDIVIDUAL 100-YARD RECEIVING GAMES (8)

| Yds. | Player          | Date       | Att. |
|------|-----------------|------------|------|
| 192  | Tony Burks      | 10-28-2006 | 7    |
| 147  | Kelvin Love     | 11-4-1999  | 6    |
| 113  | Willie Harris   | 10-13-1990 | 5    |
| 114  | Bill Buckley    | 10-6-1973  | 9    |
| 153  | Louis Clark     | 10-12-1985 | 7    |
| 136  | Bill Buckley    | 10-7-1972  | 8    |
| 108  | Terrell Grindle | 11-2-2002  | 3    |
| 104  | Chad Bumphis    | 10-6-2012  | 9    |

### INDIVIDUAL 250-YARD PASSING GAMES (7)

| Yds. | Player        | Date       | Cmp.-Att.-Int. |
|------|---------------|------------|----------------|
| 384  | Mike Henig    | 10-28-2006 | 22-41-2        |
| 348  | Dak Prescott  | 10-24-2015 | 25-35-1        |
| 309  | Tony Shell    | 10-13-1990 | 16-30-0        |
| 287  | Don Smith     | 11-12-1985 | 13-39-1        |
| 269  | Tyler Russell | 10-6-2012  | 23-39-0        |
| 268  | Dak Prescott  | 10-24-2013 | 23-34-0        |
| 261  | Tyson Lee     | 11-01-2008 | 26-42-1        |

## SERIES NOTABLES

MSU and Kentucky are meeting for the 48th time and the 31st straight year ... MSU leads the series, 24-23 ... The Bulldogs won six in a row to tie the series in 2014, and the teams have traded victories since with the home team winning every matchup ... The Wildcats hold a 14-10 edge in Lexington ... The Bulldogs have won nine of the last 11 meetings with five of those of the double-digit variety ... Kentucky is Mississippi State's permanent SEC Eastern Division opponent ... Since 2011 (last nine meetings), MSU has outscored the Wildcats 166-69 in the first half ... The Bulldogs have held double-digit halftime leads in six of the last nine meetings ... MSU has scored at least 20 points in the first half in five of the last nine meetings ... 496 miles separate the two campuses.

## 2020 TEAM COMPARISONS

| Statistic                       | MISSISSIPPI STATE |          |          | KENTUCKY       |          |          |
|---------------------------------|-------------------|----------|----------|----------------|----------|----------|
|                                 | Value             | FBS      | SEC      | Value          | FBS      | SEC      |
| 3rd Down Conversion Pct         | 0.424             | 45       | 8        | <b>0.600</b>   | <b>1</b> | <b>1</b> |
| 3rd Down Conversion Pct Defense | 0.323             | 17       | 3        | 0.455          | 50       | 8        |
| 4th Down Conversion Pct         | 0.667             | 18       | 4        | 0.000          | 64       | 9        |
| 4th Down Conversion Pct Defense | 0.500             | 25       | 7        | <b>0.000</b>   | <b>1</b> | <b>1</b> |
| Blocked Kicks                   | -                 | -        | -        | -              | -        | -        |
| Blocked Kicks Allowed           | <b>0</b>          | <b>1</b> | <b>1</b> | <b>0</b>       | <b>1</b> | <b>1</b> |
| Blocked Punts                   | -                 | -        | -        | -              | -        | -        |
| Blocked Punts Allowed           | <b>0</b>          | <b>1</b> | <b>1</b> | <b>0</b>       | <b>1</b> | <b>1</b> |
| Completion Percentage           | 0.658             | 15       | 5        | 0.679          | 12       | 4        |
| Defensive TDs                   | -                 | -        | -        | -              | -        | -        |
| Fewest Penalties                | 11                | 16       | 7        | 12             | 20       | 9        |
| Fewest Penalties Per Game       | 5.50              | 29       | 7        | 6.00           | 34       | 9        |
| Fewest Penalty Yards            | 65                | 9        | 3        | 121            | 25       | 13       |
| Fewest Penalty Yards Per Game   | 32.50             | 13       | 3        | 60.50          | 47       | 13       |
| First Downs Defense             | 42                | 19       | 6        | 42             | 19       | 6        |
| First Downs Offense             | 48                | 50       | 4        | 47             | 51       | 5        |
| Fumbles Lost                    | 3                 | 58       | 12       | 3              | 58       | 12       |
| Fumbles Recovered               | 2                 | 20       | 2        | -              | -        | -        |
| Kickoff Return Defense          | 16.00             | 19       | 5        | 34.00          | 72       | 13       |
| Kickoff Returns                 | 24.50             | 17       | 5        | 21.25          | 33       | 7        |
| Net Punting                     | 43.75             | 9        | 5        | <b>48.86</b>   | <b>1</b> | <b>1</b> |
| Passes Had Intercepted          | 5                 | 66       | 14       | 1              | 9        | 2        |
| Passes Intercepted              | 2                 | 32       | 5        | -              | -        | -        |
| Passing Offense                 | <b>468.0</b>      | <b>1</b> | <b>1</b> | 195.0          | 58       | 13       |
| Passing Yards Allowed           | 278.5             | 52       | 8        | 276.5          | 51       | 7        |
| Passing Yards per Completion    | 11.85             | 44       | 7        | 10.26          | 62       | 12       |
| Punt Return Defense             | <b>(-1.50)</b>    | <b>2</b> | <b>1</b> | 0.00           | 6        | 2        |
| Punt Returns                    | 7.00              | 31       | 7        | 11.50          | 19       | 5        |
| Red Zone Defense                | 0.833             | 34       | 7        | 0.800          | 29       | 6        |
| Red Zone Offense                | 0.750             | 54       | 9        | 0.625          | 68       | 13       |
| Rushing Defense                 | 71.5              | 6        | 2        | 115.0          | 27       | 9        |
| Rushing Offense                 | 48.0              | 74       | 14       | <b>276.5</b>   | <b>5</b> | <b>1</b> |
| Sacks Allowed                   | 3.00              | 50       | 11       | 2.00           | 31       | 4        |
| Scoring Defense                 | 27.5              | 36       | 7        | 35.5           | 61       | 12       |
| Scoring Offense                 | 29.0              | 44       | 7        | 27.0           | 50       | 8        |
| Tackles for Loss Allowed        | 5.00              | 23       | 5        | 5.50           | 34       | 8        |
| Team Passing Efficiency         | 139.52            | 35       | 6        | 128.68         | 47       | 7        |
| Team Passing Efficiency Defense | 143.63            | 45       | 7        | 195.63         | 74       | 14       |
| Team Sacks                      | <b>5.00</b>       | <b>3</b> | <b>1</b> | 1.50           | 50       | 9        |
| Team Tackles for Loss           | 7.00              | 29       | 3        | 5.0            | 48       | 8        |
| Time of Possession              | 33:24             | 14       | 4        | <b>36:17</b>   | <b>2</b> | <b>1</b> |
| Total Defense                   | 350.0             | 19       | 2        | 391.5          | 32       | 6        |
| Total Offense                   | 516.0             | 7        | 2        | 471.5          | 18       | 5        |
| Turnover Margin                 | <b>(-2.00)</b>    | 71       | 13       | <b>(-2.00)</b> | 71       | 13       |
| Turnovers Gained                | 4                 | 30       | 3        | -              | -        | -        |
| Turnovers Lost                  | 8                 | 69       | 14       | 4              | 36       | 10       |

# INSIDE THE SERIES VS. KENTUCKY

## MISSISSIPPI STATE VS. KENTUCKY: ALL-TIME RESULTS (MSU LEADS, 24-23\*)

|             |            |                   |
|-------------|------------|-------------------|
| 10/17/1914: | UK, 19-13  | at Lexington, Ky. |
| 10/16/1915: | MSU, 12-0  | at Starkville     |
| 11/18/1916: | UK, 13-3   | at Lexington, Ky. |
| 11/10/1917: | MSU, 14-0  | at Starkville     |
| 11/4/1944:  | MSU, 26-0  | at Memphis, Tenn. |
| 11/11/1950: | UK, 48-21  | at Starkville     |
| 10/13/1951: | UK, 27-0   | at Lexington, Ky. |
| 10/18/1952: | MSU, 27-14 | at Starkville     |
| 10/17/1953: | UK, 32-13  | at Lexington, Ky. |
| 10/15/1955: | MSU, 20-14 | at Lexington, Ky. |
| 11/1/1958:  | UK, 33-12  | at Lexington, Ky. |
| 10/7/1972:  | UK, 17-13  | at Lexington, Ky. |
| 10/6/1973:  | UK, 42-14  | at Jackson, Miss. |
| 10/9/1976:  | *MSU, 14-7 | at Jackson, Miss. |
| 10/8/1977:  | UK, 23-7   | at Lexington, Ky. |
| 10/13/1984: | UK, 17-13  | at Starkville     |
| 10/12/1985: | UK, 33-19  | at Lexington, Ky. |
| 10/13/1990: | UK, 17-15  | at Lexington, Ky. |
| 10/12/1991: | MSU, 31-6  | at Starkville     |
| 10/31/1992: | MSU, 37-36 | at Lexington, Ky. |
| 10/30/1993: | UK, 26-17  | at Starkville     |
| 10/29/1994: | MSU, 47-7  | at Lexington, Ky. |
| 10/28/1995: | MSU, 42-32 | at Starkville     |
| 11/9/1996:  | UK, 24-21  | at Lexington, Ky. |
| 9/6/1997:   | MSU, 35-27 | at Starkville     |
| 11/7/1998:  | UK, 37-35  | at Lexington, Ky. |
| 11/4/1999:  | MSU, 23-22 | at Starkville     |
| 11/4/2000:  | MSU, 35-17 | at Lexington, Ky. |
| 11/3/2001:  | MSU, 17-14 | at Starkville     |
| 11/2/2002:  | UK, 45-24  | at Starkville     |
| 10/25/2003: | UK, 42-17  | at Lexington, Ky. |
| 10/30/2004: | MSU, 22-7  | at Starkville     |
| 10/29/2005: | UK, 13-7   | at Lexington, Ky. |
| 10/28/2006: | UK, 34-31  | at Starkville     |
| 10/27/2007: | MSU, 31-14 | at Lexington, Ky. |
| 11/1/2008:  | UK, 14-13  | at Starkville     |
| 10/31/2009: | MSU, 31-24 | at Lexington, Ky. |
| 10/30/2010: | MSU, 24-17 | at Starkville     |
| 10/29/2011: | MSU, 28-16 | at Lexington, Ky. |
| 10/6/2012:  | MSU, 27-14 | at Lexington, Ky. |
| 10/24/2013: | MSU, 28-22 | at Starkville     |
| 10/25/2014: | MSU, 45-31 | at Lexington, Ky. |
| 10/24/2015: | MSU, 42-16 | at Starkville     |
| 10/22/2016: | UK, 40-38  | at Lexington, Ky. |
| 10/21/2017: | MSU, 45-7  | at Starkville     |
| 9/22/2018:  | UK, 28-7   | at Lexington, Ky. |

9/21/2019: MSU, 28-13 at Starkville

**at Starkville:** MSU, 14-6

**at Lexington:** UK, 14-10

**at Neutral Sites:** UK, 2-1

*\* Denotes wins which were forfeited due to NCAA infractions*



# INSIDE THE SERIES VS. KENTUCKY

## LAST GAME VS. KENTUCKY

### Kentucky Mississippi State

13  
28

Sept. 21, 2019  
Davis Wade Stadium  
Starkville, Miss.  
54,556

#### Kentucky

| RUSHING        | Att. | Gain | Lost | Net  | TD | Long | Avg.   |
|----------------|------|------|------|------|----|------|--------|
| Asim Rose      | 9    | 105  | 0    | 105  | 0  | 31   | 11.7   |
| Lynn Bowden    | 3    | 37   | 0    | 37   | 0  | 17   | 12.3   |
| Kavosiey Smoke | 10   | 28   | 3    | 25   | 1  | 12   | 2.5    |
| TEAM           | 1    | 0    | 5    | (-5) | 0  | 0    | (-5.0) |
| Sawyer Smith   | 5    | 4    | 12   | (-8) | 0  | 3    | (-1.6) |

| PASSING      | Com | Att | Int | Yds | TD | Long | Sacks |
|--------------|-----|-----|-----|-----|----|------|-------|
| Sawyer Smith | 15  | 41  | 1   | 232 | 0  | 39   | 3     |
| Lynn Bowden  | 0   | 1   | 0   | 0   | 0  | 0    | 0     |

| RECEIVING     | No. | Yds. | TD | Long |
|---------------|-----|------|----|------|
| Lynn Bowden   | 7   | 129  | 0  | 39   |
| Josh Ali      | 5   | 61   | 0  | 20   |
| Keaton Upshaw | 1   | 19   | 0  | 19   |
| Ahmad Wagner  | 1   | 15   | 0  | 15   |
| Clevan Thomas | 1   | 8    | 0  | 8    |

| PUNTING   | No. | Yds. | Avg. | Long | I20 | TB |
|-----------|-----|------|------|------|-----|----|
| Max Duffy | 3   | 154  | 51.3 | 56   | 1   | 2  |

| FIELD GOALS  | Att. | Made | Long | KICKS                         |
|--------------|------|------|------|-------------------------------|
| Chance Poore | 3    | 1    | 40   | made 40; missed 47; missed 26 |
| Matt Ruffolo | 1    | 1    | 29   | made 29                       |

| ALL RETURNS    | Punts |      |     | Kickoffs |      |     | Intercepted |      |     |
|----------------|-------|------|-----|----------|------|-----|-------------|------|-----|
|                | No.   | Yds. | Lg. | No.      | Yds. | Lg. | No.         | Yds. | Lg. |
| Lynn Bowden    | 1     | 25   | 25  | 1        | 19   | 19  | 0           | 0    | 0   |
| Quandre Mosely | 0     | 0    | 0   | 0        | 0    | 0   | 1           | 39   | 39  |
| Drew Schlegel  | 0     | 0    | 0   | 1        | 3    | 3   | 0           | 0    | 0   |

#### Mississippi State

| RUSHING         | Att. | Gain | Lost | Net  | TD | Long | Avg.   |
|-----------------|------|------|------|------|----|------|--------|
| Garrett Shrader | 11   | 139  | 14   | 125  | 0  | 49   | 11.4   |
| Kylin Hill      | 26   | 126  | 6    | 120  | 3  | 18   | 4.6    |
| Malik Dear      | 1    | 0    | 0    | 0    | 0  | 0    | 0.0    |
| TEAM            | 2    | 0    | 4    | (-4) | 0  | 0    | (-2.0) |

| PASSING         | Com | Att | Int | Yds | TD | Long | Sacks |
|-----------------|-----|-----|-----|-----|----|------|-------|
| Garrett Shrader | 17  | 22  | 1   | 180 | 0  | 25   | 2     |

| RECEIVING       | No. | Yds. | TD | Long |
|-----------------|-----|------|----|------|
| Osirus Mitchell | 4   | 36   | 0  | 14   |
| Farrod Green    | 3   | 20   | 0  | 13   |
| Isaiah Zuber    | 3   | 16   | 0  | 7    |
| Dedrick Thomas  | 2   | 46   | 0  | 25   |
| Malik Dear      | 2   | 28   | 0  | 20   |
| JaVonta Payton  | 2   | 14   | 0  | 13   |
| Austin Williams | 1   | 20   | 0  | 20   |

| PUNTING    | No. | Yds. | Avg. | Long | I20 | TB |
|------------|-----|------|------|------|-----|----|
| Tucker Day | 3   | 147  | 49.0 | 50   | 0   | 2  |

| FIELD GOALS | Att. | Made | Long | KICKS |
|-------------|------|------|------|-------|
| --          | --   | --   | --   | --    |

| ALL RETURNS    | Punts |      |     | Kickoffs |      |     | Intercepted |      |     |
|----------------|-------|------|-----|----------|------|-----|-------------|------|-----|
|                | No.   | Yds. | Lg. | No.      | Yds. | Lg. | No.         | Yds. | Lg. |
| Willie Gay Jr. | 0     | 0    | 0   | 0        | 0    | 0   | 1           | 52   | 52  |

### Shrader, MSU Close Out UK in SEC Opener, 28-13

The stage wasn't too big for true freshman quarterback **Garrett Shrader** in MSU's SEC opener. Shrader, making his first career start in just his third collegiate game, accounted for 305 yards of total offense, including 125 rushing on 11 carries, to lift the Bulldogs past Kentucky, 28-13, in Davis Wade Stadium. Shrader was just the second MSU true freshman QB to start an SEC game in the last 12 years. He was an efficient 17-of-22 for 180 yards through the air. Shrader accounted for all six of the Bulldogs' 20-plus yard plays in the game. **Kylin Hill** was spectacular again, becoming the first Bulldog to rush for 100 or more yards in the first four games of a season. Hill rushed for 120 yards on 26 carries with three touchdowns. The Bulldogs got on the board via their defense on the fifth play of the game. **Willie Gay Jr.**, in on his first play of the year after missing the first three games due to a violation of team rules, stepped in front of a Sawyer Smith pass and returned it 52 yards for a touchdown. The Bulldogs chewed up clock in the second quarter with impressive drives. Hill finished one on a 12-yard highlight reel touchdown run as he leaped from the 4-yard line and extended the ball inside the pylon for the score. On the ensuing possession, Shrader engineered a 10-play, 80-yard drive that took 5:00. His 36-yard rush set up another Hill touchdown that made it 21-3 at the half. The Wildcats responded with 10 straight. With the score a one-possession game and 4:32 remaining, Shrader conducted a six-play, 75 yard drive, capped by a Hill touchdown run. The Bulldogs held Kentucky to 1-of-12 on third down. **C.J. Morgan** led MSU with nine tackles. **Jaquarius Landreows** added seven tackles and a game-high four pass breakups.

| Kentucky          | 3     | 0   | 7   | 3 | 13 |
|-------------------|-------|-----|---|---|----|
| Mississippi State | 7     | 14  | 0   | 7 | 28 |
| 1st               | 13:35 | MSU | Willie Gay Jr. 52 yd interception return (Jace Christmann kick) |   |    |
|                   | 02:49 | UK  | Chance Poore 40 yd field goal                                   |   |    |
| 2nd               | 13:24 | MSU | Kylin Hill 12 yd run (Jace Christmann kick)                     |   |    |
|                   | 04:45 | MSU | Kylin Hill 2 yd run (Jace Christmann kick)                      |   |    |
| 3rd               | 05:30 | UK  | Kavosiey Smoke 2 yd run (Chance Poore kick)                     |   |    |
| 4th               | 04:39 | UK  | Matt Ruffolo 29 yd field goal                                   |   |    |
|                   | 01:39 | MSU | Kylin Hill 1 yd run (Jace Christmann kick)                      |   |    |

#### Team Stats

|                                | UK      | MSU     |
|--------------------------------|---------|---------|
| FIRST DOWNS                    | 21      | 22      |
| Rushing                        | 9       | 12      |
| Passing                        | 10      | 9       |
| Penalty                        | 2       | 1       |
| NET YARDS RUSHING              | 154     | 241     |
| Rushing Attempts               | 28      | 40      |
| Average Per Rush               | 5.5     | 6.0     |
| NET YARDS PASSING              | 232     | 180     |
| Completions-Attempts-Int       | 15-42-1 | 17-22-1 |
| Average Per Attempt            | 5.5     | 8.2     |
| Average Per Completion         | 15.5    | 10.6    |
| TOTAL OFFENSE YARDS            | 386     | 421     |
| Total Offense Plays            | 70      | 62      |
| Average Gain Per Play          | 5.5     | 6.8     |
| Fumbles: Number-Lost           | 1-0     | 1-1     |
| Penalties: Number-Yards        | 5-40    | 5-45    |
| PUNTS-YARDS                    | 3-154   | 3-147   |
| KICKOFFS-YARDS                 | 4-260   | 5-295   |
| Punt returns: Number-Yards-TD  | 1-25-0  | 0-0-0   |
| Kickoff returns: Number-Yds-TD | 2-22-0  | 0-0-0   |
| Interceptions: Number-Yds-TD   | 1-39-0  | 1-52-1  |
| Fumble Returns: Number-Yds-TD  | 0-0-0   | 0-0-0   |
| Possession Time                | 26:54   | 33:06   |
| Third-Down Conversions         | 1 of 12 | 6 of 10 |
| Fourth-Down Conversions        | 3 of 4  | 0 of 0  |
| Red-Zone Scores-Chances        | 2-4     | 3-4     |
| Sacks By: Number-Yards         | 2-14    | 3-16    |
| PAT Kicks                      | 1-1     | 4-4     |
| Field Goals                    | 2-4     | 0-0     |
| Points Off Turnovers           | 7       | 7       |

# NOTEBOOK

## 12 GRADUATES ON MSU'S ROSTER

| Name            | Pos. | Degree                                       |
|-----------------|------|--|
| Jay Banks       | WR   | Criminal Justice (Louisville)                |
| Paul Blackwell  | LS   | Chemical Engineering                         |
| K.J. Costello   | QB   | Political Science (Stanford)                 |
| Dontea Jones    | WR   | Interdisciplinary Studies                    |
| Kobe Jones      | DE   | Business Administration                      |
| Scott Lashley   | OL   | Human Environmental Sciences (Alabama)       |
| Osirus Mitchell | WR   | Human Development and Family Science         |
| C.J. Morgan     | S    | Political Science                            |
| Brandon Ruiz    | K    | Liberal Studies (Arizona State)              |
| Tyrell Shavers  | WR   | Communication Information Sciences (Alabama) |
| Matt Stanic     | OL   | Accounting                                   |
| Austin Williams | WR   | Finance                                      |



## TOUGH SCHEDULE

According to ESPN's Football Power Index (FPI) preseason ranking, MSU owned the second-hardest schedule in the nation in 2020. Only Arkansas had a higher strength of schedule rating. SEC teams boasted 14 of the 15 strongest schedules according to FPI. Five of State's 10 opponents were ranked in the AP Preseason Top 25, and all five were among the Top 15.

## 2010s: THE MOST SUCCESSFUL DECADE IN MSU HISTORY

From 2010-19, State posted a 79-61 (.564) record on the field, appeared in a bowl every season, finished in the final polls four times (2010, 2014, 2017, 2018) and produced 15 All-American honors and 37 first or second-team All-SEC selections. In 2014, the Bulldogs went from unranked to No. 1 faster than any team in college football history and spent five consecutive weeks at the top spot. Prior to the 2010s, the Bulldogs' best decade was the 1990s with 64 total victories.

## FROM STATE TO SUNDAYS

Bulldogs continue to dominate NFL rosters in 2020 with 33 players on active rosters or practice squads. Six current active Bulldogs have been selected to the Pro Bowl during their careers, including Dallas Cowboys starting quarterback Dak Prescott, Philadelphia Eagles defensive tackle Fletcher Cox, Houston Texans linebacker Benardrick McKinney, Philadelphia Eagles cornerback Darius Slay, Seattle Seahawks linebacker K.J. Wright and Kansas City Chiefs defensive tackle Chris Jones, who won his first Super Bowl ring in February.

## UNDER NEW LEADERSHIP

**Mike Leach** was hired as the 34th head coach in program history on Jan. 9, 2020. He previously spent eight seasons at Washington State where he was twice named Pac-12 Coach of the Year. In 2018, he was tabbed the AFCA National Coach of the Year for the second time in his career. Prior to his stint with the Cougars, Leach took Texas Tech to a bowl game in 10 consecutive seasons, setting a program record with 84 victories in his tenure. He's the only active Power 5 head coach to produce an 11-win season at two different programs since 2008.

## ARNETT TO DIRECT DEFENSE

Leach tabbed **Zach Arnett**, a rising star in college football's coaching ranks, to serve as his defensive coordinator and linebackers coach. Arnett, who was selected as a member of the prestigious AFCA 35 Under 35 Coaches Leadership Institute in 2020, led a 2019 San Diego State defense that ranked in the top 10 nationally in seven categories.

## ARNETT'S NATIONAL DEFENSIVE RANKINGS SINCE 2018 (TWO SEASONS)

- Rushing yards allowed per game (1st – 89.6)
- Rushing yards allowed per carry (1st – 2.9)
- Fewest 30-point games allowed (T1st – 2)
- Fewest 40-point games allowed (T1st – 0 ... one of just six teams)
- Percentage of big plays allowed (2nd – 9.2) with only 153 of 1,658 opponent plays gaining either a 12-plus yard run or 15-plus yard pass
- Percentage of drives that they kept their opponent from crossing the 50-yard line (4th – 61.3)
- Percentage drives that their opponent covered less than 25 yards (4th – 60.1)
- Percentage drives holding their opponent scoreless (6th – 76.3)
- Points per play allowed (10th – 0.3) and points per possession allowed (10th – 1.3)
- Yards allowed per play (14th – 4.9)

## 50 BURGER

Mississippi State has scored 50+ points in at least one game in nine consecutive seasons, entering the 2020 campaign. The last time MSU did so came in a 54-24 victory at Arkansas on Nov. 2, 2019. The 54 points were MSU's most in an SEC game since the Bulldogs' 55-20 win at Ole Miss on Nov. 26, 2016. State has put up 50+ points four times since 2018, tied for the fourth most in the SEC during that span. The Bulldogs are one of just four SEC teams to log multiple 50+ point games against SEC opponents during that stretch. MSU has scored 50+ points 17 times over the last 15 seasons and is 17-0 in those games.

## DOWNING THE DEFENDING CHAMPS

The Bulldogs defeated reigning national champion and then-No. 6 LSU, 44-34, in Baton Rouge to open the season.

- The win marked the first time a defending national champion lost its season opener since 1998 when No. 5 Michigan lost at No. 22 Notre Dame, 36-20
- It was the first time a defending national champion lost its opener at home since 1978 when No. 5 Notre Dame lost to unranked Missouri, 3-0
- MSU's victory snapped the longest active win streak in the country (16 games)
- The game was MSU's highest-ranked victory in a true road game in school history
- **Mike Leach** is the first MSU coach to defeat a ranked team in his Bulldog debut
- It was MSU's first win in Baton Rouge since 2014 and just its second since the 1992 season

## THIRD DOWN'S THE CHARM

The Bulldogs put together one of the best third-down performances in recent memory in their win at LSU on Sept. 26. QB **K.J. Costello** was 7-of-11 on third downs for 194 yards and three touchdowns. Each completion led to a first down, with six going for 15 or more yards and four of those longer than 25 yards.

State was even more impressive on third and long. When needing 10 yards or more, Costello was 5-of-7 while tossing two touchdowns.

| Situation           | Cmp-Att | Pct.  | Yds. | TD | Long | QBR    |
|---------------------|---------|-------|------|----|------|--------|
| 3rd Down            | 7-11    | 63.6  | 194  | 3  | 43   | 283.60 |
| 3rd Down, 1-3 To Go | 1-1     | 100.0 | 13   | 0  | 13   | 209.20 |
| 3rd Down, 4-6 To Go | 0-1     | 0.0   | 0    | 0  | 0    | 0.00   |
| 3rd Down, 7-9 To Go | 1-2     | 50.0  | 24   | 1  | 24   | 315.80 |
| 3rd Down, 10+ To Go | 5-7     | 71.4  | 157  | 2  | 43   | 325.54 |

## QUICK STRIKES

MSU moved down the field quickly on its way to the end zone at LSU. The Bulldogs put together eight scoring drives, with an average drive time of 2:42. Six of those eight drives required less than two minutes to reach the end zone.

- Average scoring drive was 6.75 plays, covered 67.1 yards and consumed 2:42
- No scoring drive was shorter than 50 yards and four were over 70 yards
- MSU's shortest drive required one play as RB **Kylin Hill** caught a 75-yard touchdown pass, taking just 15 seconds off the clock

## TWO-DOWN OFFENSE

One of the many reasons **Mike Leach**'s offenses are so efficient is they avoid third down. Over the last three-plus seasons, Leach's teams have recorded the 12th-lowest percentage of overall plays that are third down plays at 18.2 percent (among coaches with multiple years of experience).

- Just 23 percent of Leach's first downs came on third down plays since 2017, which ranks seventh nationally during that span.
- Leach's offenses have gone three and out on just 14.6 percent of possessions since 2004, which ranks No. 1 among active FBS head coaches with 5+ years of experience.

**EYING THE RECORD BOOK**

**Mike Leach's** Air Raid offense has broken records at every school he's coached at over a 30-plus-year career. In just 22 games as the offensive coordinator at Kentucky, his offense broke 116 school records. Under his guidance, Washington State set or tied 42 school, Pac-12 or NCAA records in 2014 alone.

At Iowa Wesleyan, his offense broke 26 national records. In 1993 at Valdosta State, the Blazer offense smashed 66 school records, 22 conference records and seven national records. The following year, they again shattered 80 school records, 35 conference records and seven more national marks.

Two Mississippi State school records have already fallen as the Bulldogs passed for 623 yards against LSU in Leach's first game on Sept. 26 then completed 44 passes against Arkansas on Oct. 3. Many more are in jeopardy, as Leach's WSU offense has surpassed them on more than one occasion during his tenure.

| Team Season        | MSU Record   | Bettered | WSU Last     | WSU Best     |
|--------------------|--------------|----------|--------------|--------------|
| Passing Yards      | 4,113 (2015) | 7 times  | 5,683 (2019) | 5,732 (2014) |
| Passing Yards/Game | 316.4 (2015) | 8 times  | 437.2 (2019) | 477.7 (2014) |
| Total Points       | 480 (2014)   | 3 times  | 491 (2019)   | 496 (2016)   |
| Points/Game        | 36.9 (2014)  | 3 times  | 37.8 (2019)  | 38.2 (2016)  |
| Total Offense/Game | 513.8 (2014) | 1 time   | 517.5 (2014) | 517.5 (2014) |

| Team Game     | MSU Record       | Bettered   | WSU Last        | WSU Best        |
|---------------|------------------|------------|-----------------|-----------------|
| Total Points* | 82 (11-18-1910)  | Tied twice | 69 (11-17-2018) | 69 (11-5-2016)  |
| Modern Game   | 69 (11-2-1946)   |            |                 |                 |
| Total Offense | 669 (10-29-2016) | 3 times    | 720 (9-21-2019) | 812 (10-4-2014) |

**THE QUARTERBACK WHISPERER**

**Mike Leach** has coached a 3,000+ yard passer in 17 of his 18 seasons as a head coach at Texas Tech (2000-09) and Washington State (2012-19). His first 3,000+ yard passer as a head coach was Kliff Kingsbury in 2000, Tech's first in program history. The Bulldogs have not had a 3,000-yard passer since Dak Prescott threw for a school-record 3,793 yards in 2015.

**TOP PASSING YARDAGE SEASONS UNDER LEACH (WSU AND TTU)**

| Player                | School | Yds.  | Year | Cmp. | TDs |
|-----------------------|--------|-------|------|------|-----|
| 1. B.J. Symons        | TTU    | 5,833 | 2003 | 470  | 52  |
| 2. Graham Harrell     | TTU    | 5,705 | 2007 | 512  | 48  |
| 3. Anthony Gordon     | WSU    | 5,579 | 2019 | 493  | 48  |
| 4. Graham Harrell     | TTU    | 5,111 | 2008 | 442  | 45  |
| 5. Kliff Kingsbury    | TTU    | 5,017 | 2002 | 479  | 45  |
| 6. Gardner Minshew II | WSU    | 4,779 | 2018 | 468  | 38  |
| 7. Sonny Cumbie       | TTU    | 4,742 | 2004 | 421  | 32  |
| 8. Connor Halliday    | WSU    | 4,597 | 2013 | 449  | 34  |
| 9. Luke Falk          | WSU    | 4,561 | 2015 | 447  | 38  |
| 10. Graham Harrell    | TTU    | 4,555 | 2006 | 412  | 38  |
| 11. Luke Falk         | WSU    | 4,468 | 2016 | 443  | 38  |
| 12. Cody Hodges       | TTU    | 4,238 | 2005 | 353  | 31  |
| 13. Connor Halliday   | WSU    | 3,873 | 2014 | 354  | 32  |

> *Dak Prescott holds the MSU single-season record with 3,793 yards in 2015*

**THE CENTURY CLUB**

For just the second time in school history, MSU saw three players eclipse 100 yards receiving in a game in the win at LSU last week. WR **Osirus Mitchell** (183), RB **Kylin Hill** (158) and WR **JaVonta Payton** (122) all went over 100 yards.

- The only other time MSU had a trio of receivers crack the century mark came in the Orange Bowl vs. Georgia Tech on Dec. 31, 2014 (Joe Morrow, 117; De'Runnya Wilson, 105; Fred Ross, 102)
- First time MSU had multiple 100-yard receivers since Donald Gray (207) and Fred Ross (107) did so against Samford on Oct. 29, 2016
- Mitchell and Hill were the first SEC duo to record 150 receiving yards in the same game since 2012
- The Bulldogs had a combined two 100-yard receivers over their previous 39 games
- MSU had not had a single receiver record 100 yards against LSU since 2014
- LSU had not allowed more than 420 passing yards in a game over the last six seasons

**SPREADING THE LOVE**

**Mike Leach** has seen at least five receivers total 50+ catches in each of the last three seasons. In 2015, both Gabe Marks and Dom Williams surpassed the 1,000-yard mark. MSU's last 1,000-yard receiver was Fred Ross (1,007 yards) on his way to setting the single-season Bulldog record with 88 catches in 2015.

**TOP RECEIVING YARDAGE SEASONS UNDER LEACH (WSU AND TTU)**

| Player              | School | Yds.  | Year | Rec. | TDs |
|---------------------|--------|-------|------|------|-----|
| 1. Michael Crabtree | TTU    | 1,962 | 2007 | 134  | 22  |
| 2. Vince Mayle      | WSU    | 1,483 | 2014 | 106  | 9   |
| 3. Joel Filani      | TTU    | 1,300 | 2006 | 91   | 13  |
| 4. Danny Amendola   | TTU    | 1,245 | 2007 | 109  | 6   |
| 5. Gabe Marks       | WSU    | 1,192 | 2015 | 104  | 15  |
| 6. Carlos Francis   | TTU    | 1,177 | 2003 | 75   | 9   |
| 7. Jarrett Hicks    | TTU    | 1,177 | 2004 | 76   | 13  |
| 8. Michael Crabtree | TTU    | 1,165 | 2008 | 97   | 19  |
| 9. Brandon Arconado | WSU    | 1,109 | 2019 | 78   | 7   |
| 10. Wes Welker      | TTU    | 1,089 | 2003 | 97   | 9   |
| 11. Nehemiah Glover | TTU    | 1,081 | 2003 | 77   | 9   |
| 12. Wes Welker      | TTU    | 1,054 | 2002 | 86   | 7   |
| 13. Joel Filani     | TTU    | 1,048 | 2005 | 65   | 8   |
| 14. Dom Williams    | WSU    | 1,040 | 2015 | 75   | 11  |

> *Mardye McDale holds the MSU single-season record with 1,035 yards in 1978*

**GRADING THE AIR RAID**

**Mike Leach** is one of the original architects of the Air Raid offense and few have proven its effectiveness more than he has. While at Washington State, Leach's Cougars ranked in the top 20 in passing grade according to Pro Football Focus in four of the last six years. His teams also led the NCAA in passing yardage four times while at WSU.

| Year | Grade | Rank | Leader   | Grade |
|------|-------|------|----------|-------|
| 2019 | 82.2  | 20th | LSU      | 94.0  |
| 2018 | 87.5  | 7th  | Oklahoma | 94.0  |
| 2016 | 83.4  | 11th | Oklahoma | 94.3  |
| 2014 | 80.8  | 15th | USC      | 92.1  |

**AIRING IT OUT**

QBs **Will Rogers** and **K.J. Costello** are no strangers to the Air Raid offense. Rogers ran a similar scheme at Brandon High School. He was recruited by head coach **Mike Leach** while he was still at Washington State before committing to MSU prior to Leach's hiring. Brandon was also home to Jacksonville Jaguars QB Gardner Minshew II, who led the nation in passing under Leach at Washington State in 2018.

Costello went head-to-head against Leach and Minshew while he was at Stanford. He would watch the defense's scout team film on the Cougars because he was intrigued by the Air Raid concepts. This summer, Costello and Rogers teamed up to teach their teammates the new offense before fall camp began.

## PASSERS IN THEIR FIRST START UNDER LEACH

**K.J. Costello** became the 16th quarterback to start a game under **Mike Leach** since 2000, and shattered MSU's single-game records for completions and attempts on his way to an SEC record 623 passing yards at LSU on Sept. 26. Below is a look at each quarterback's first start under Leach.

- Nine completed at least 30 passes in their debut under the "Quarterback Whisperer"
- Six passers threw for 400 or more yards
- Seven passed for four or more touchdowns in their first start in Leach's system
- Five made their first start in his system against a conference opponent
- Anthony Gordon, turned in a 230.8 passer rating on the back of 420 yards and five touchdowns on Aug. 31, 2019 against New Mexico State
- Steven Sheffield posted the highest passer rating (232.30), most passing yards (490) and most touchdowns (7) in his first Leach start (vs. Kansas State on Oct. 10, 2009)
- Cody Hodges also posted a passer rating above 200.0 against FIU on Sept. 10, 2005 (217.1).

| Player               | Date             | Opponent         | Cmp-Att-Int    | Yds        | TD       | QBR          |
|----------------------|------------------|------------------|----------------|------------|----------|--------------|
| Kliff Kingsbury      | 8-26-2000        | New Mexico       | 21-47-1        | 186        | 2        | 87.7         |
| B.J. Symons          | 8-30-2003        | SMU              | 23-38-1        | 297        | 3        | 147.0        |
| Sonny Cumbie         | 9-4-2004         | SMU              | 40-66-0        | 470        | 4        | 140.4        |
| Cody Hodges          | 9-10-2005        | FIU              | 29-37-0        | 454        | 4        | 217.1        |
| Graham Harrell       | 9-2-2006         | SMU              | 34-49-1        | 342        | 5        | 157.6        |
| Taylor Potts         | 9-5-2009         | North Dakota     | 34-48-3        | 405        | 2        | 143.0        |
| Steven Sheffield     | 10-10-2009       | Kansas State*    | 33-41-1        | 490        | 7        | 232.3        |
| Seth Doege           | 10-31-2009       | Kansas*          | 14-28-0        | 159        | 1        | 109.5        |
| Jeff Tuel            | 9-1-2012         | BYU              | 30-45-2        | 229        | 0        | 100.5        |
| Connor Halliday      | 9-15-2012        | UNLV             | 26-45-2        | 378        | 4        | 148.8        |
| Luke Falk            | 9-8-2014         | Oregon State*    | 44-61-0        | 471        | 5        | 164.0        |
| Peyton Bender        | 11-27-2015       | Washington*      | 36-58-2        | 288        | 1        | 102.6        |
| Tyler Hilinski       | 12-28-2017       | Michigan State   | 39-50-1        | 272        | 2        | 132.9        |
| Gardner Minshew      | 9-1-2018         | Wyoming          | 38-57-1        | 319        | 3        | 127.5        |
| Anthony Gordon       | 8-31-2019        | New Mexico State | 29-35-0        | 420        | 5        | 230.8        |
| <b>K.J. Costello</b> | <b>9-26-2020</b> | <b>LSU*</b>      | <b>36-60-2</b> | <b>623</b> | <b>5</b> | <b>168.1</b> |

\* Denotes conference games

## STATE HAS A TAKEAWAY IN 28 OF ITS LAST 31 GAMES

The Bulldogs have collected at least one takeaway in 28 of their last 31 games dating back to the 2017 season at Arkansas on Nov. 18.

- State has compiled 55 takeaways over the 31-game stretch
- MSU has forced multiple turnovers in nine games since 2019 (15 games)
- The Bulldogs had a takeaway streak of 22 straight games before they were unable to force a takeaway vs. No. 2 LSU on Oct. 19, 2019

## TAKEAWAYS, TURNOVER MARGIN IN 2019 (MULTIPLE TAKEAWAYS/INT)

After ranking sixth in the SEC in total takeaways with 20 in 2018, State racked up 24 takeaways in 13 games in 2019 (2nd in SEC, T-15th in FBS).

- Gained 14 fumbles in 2019 (T-1st in SEC, T-4th in FBS)
- Recorded multiple takeaways in eight games
- Gained at least one fumble in seven games
- Gained three fumbles three times (at Louisiana, vs. Kansas State, at Auburn)
- Picked off at least one pass in seven contests
- Logged multiple INTs three times (vs. Southern Miss, at Tennessee, vs. Abilene Christian)

## MSU HAS AN INTERCEPTION IN 20 OF ITS LAST 28 GAMES

State has collected an interception in 20 of its last 28 games and has 25 total interceptions during that stretch. MSU carried a streak of nine straight games with a pickoff into the Kansas State game on Sept. 14, 2019, before it was ended. The 25 pickoffs have been credited to 14 different players, including seven on the 2020 roster.

## BRINGING THE PRESSURE

- State has at least 4.0 sacks in four of its last five games dating back to Nov. 23, 2019 against Abilene Christian with 22.0 total sacks in that span
- State leads the SEC and is third in the FBS in sacks per game (5.00)
- The Dawg defense picked up 7.0 sacks to open the season at LSU on Sept. 26, surpassing their single-game high from all of 2019 (4.0)
- The last time MSU had 7.0 sacks was against Ole Miss on Nov. 28, 2015
- Last year, State finished with 28.0 sacks for the season

## DAWG DEFENSE QUICK HITS

- MSU ranks No. 19 in total defense and is one of four FBS teams to rank in the top 20 in total defense and the top 10 in total offense
- The Bulldogs are 14th in the FBS, allowing just 4.7 yards per play
- State is one of seven FBS teams that has not allowed a rushing touchdown this year
- MSU's rush defense ranks sixth in the country, allowing 71.5 yards per game on the ground
- On third downs, State has allowed 64 total passing yards, which is sixth in the FBS

## HOLDING TEAMS TO FEWER THAN 200 YARDS RUSHING

Since the start of the 2018 season, MSU has held 25 of its 28 opponents below the 200-yard rushing mark, which is tied for the third most in the SEC during that stretch.

- Only three times has a team rushed for 200+ yards on the Bulldogs since 2018 - Kentucky in 2018 (229 yards), Auburn in 2019 (217) and Texas A&M in 2019 (207)
- 15 of those 25 games holding teams below 200 yards have been SEC games (T-3rd in the SEC)
- MSU has held opponents to 143 total rushing yards through two games this season
- Against LSU in the season opener, State held the Tigers 80 rushing yards and allowed just one of LSU's 31 rushing attempts to go for more than 12 yards

## SEC LEADERS HOLDING TEAMS BELOW 200-YARDS RUSHING SINCE 2018

| Rank | School                   | Opp. Below 200+ Rushing | Record When  |
|------|--------------------------|-------------------------|--------------|
| 1.   | Georgia                  | 29                      | 25-4         |
| 2.   | Alabama                  | 27                      | 24-3         |
| 3.   | <b>Mississippi State</b> | <b>25</b>               | <b>15-10</b> |
|      | LSU                      | 25                      | 24-1         |
|      | Texas A&M                | 25                      | 15-10        |
| 6.   | Auburn                   | 23                      | 17-6         |

## COSTELLO'S RECORD DAY

QB **K.J. Costello** was more than impressive in his Bulldog debut at LSU on Sept. 26. The graduate transfer became the SEC's single-game passing king while breaking multiple MSU single-game records.

- 623 yards passing (Previous: Dak Prescott, 508 - Arkansas on Nov. 21, 2015)
  - Also an SEC record (Previous: Eric Zeier, Georgia, 544 - vs. Southern Miss in 1993)
  - Became the 11th quarterback in SEC history to pass for 500 yards and first 600-yard passer
  - Ranks 11th in NCAA history
  - MSU first 400-yard passer since Nick Fitzgerald threw for 417 vs. Samford on Oct. 29, 2016
  - Ninth career 300-yard passing game
  - Since 2005, no quarterback had thrown for more than 463 yards against LSU
- 36 completions currently rank third in school history
  - Later broke MSU single-game record with 43 completions against Arkansas on Oct. 3 (Previous: Dak Prescott, 38 - Arkansas on Nov. 21, 2015)
- 60 passing attempts (Previous: Joe Reed, 53 - LSU on Nov. 14, 1970)
- Five touchdown passes (Last by Keytaon Thompson vs. Stephen F. Austin on Sept. 1, 2018)
  - First Bulldog to throw four touchdown passes since Nick Fitzgerald against Arkansas on Nov. 17, 2018

## NCAA RECORD BOOK WATCH: SINGLE-GAME PASSING YARDS

|     | Player               | Team                      | Date             | Opponent       | Yds        |
|-----|----------------------|---------------------------|------------------|----------------|------------|
| 1.  | Patrick Mahomes      | Texas Tech                | 10-22-2016       | Oklahoma       | 734        |
|     | Connor Halliday      | Washington State*         | 10-4-2014        | California     | 734        |
| 3.  | David Klingler       | Houston                   | 12-2-1990        | Arizona State  | 716        |
| 4.  | Matt Vogler          | TCU                       | 11-3-1990        | Houston        | 690        |
| 5.  | B.J. Symons          | Texas Tech*               | 9-27-2003        | Ole Miss       | 661        |
| 6.  | Geno Smith           | West Virginia             | 9-29-2012        | Baylor         | 656        |
| 7.  | Graham Harrell       | Texas Tech*               | 9-22-2007        | Oklahoma State | 646        |
| 8.  | Cody Hodges          | Texas Tech*               | 10-15-2005       | Kansas State   | 643        |
| 9.  | Brian Lindgren       | Idaho                     | 10-6-2001        | Middle Tenn.   | 637        |
| 10. | Scott Mitchell       | Utah                      | 10-15-1998       | Air Force      | 631        |
| 11. | <b>K.J. Costello</b> | <b>Mississippi State*</b> | <b>9-26-2020</b> | <b>LSU</b>     | <b>623</b> |

\* Coached by Mike Leach

COSTELLO BRINGS VETERAN PRESENCE UNDER CENTER

QB **K.J. Costello** is a graduate transfer from Stanford where he started 25 games under center. He missed time with an injury in 2019. As a sophomore in 2018, he was named a team captain and started every game while going on to lead the Pac-12 in yards per attempt (8.57) and passing efficiency (155.0).

- Owns 10 300-yard passing games in his career (7 in 2018, 1 in 2019, 2 in 2020)
- Thrown four-or-more touchdown passes on six occasions (1 in 2017, 4 in 2018, 1 in 2020)
- 59 career touchdowns (56 pass, 3 rush)
- Ninth QB in Stanford history to throw for 6,000 yards in a career
- Ranked fourth in the Pac-12 in passing grade (81.6) in 2018 according to PFF

STAYIN' FRESH

A trio of freshmen accounted for 217 yards of total offense (141 receiving, 76 rushing), which was 54.3 percent of State's 400 yards against Arkansas.

- RB **Jo'quavious Marks** led the team lead with 10 catches (50 yards) and carried a team-leading and career-high 10 times for 37 yards
- Marks leads all SEC freshmen with 5.5 receptions per game and is fourth in rushing yards per game
- RB **Dillon Johnson** had a career-high eight receptions for 35 yards and added nine carries (39 yards) after having just one touch in his debut at LSU (Sept. 26).
- Johnson has been targeted on 37.0 percent of his routes (10 of 27) per PFF, which is fourth in the SEC with a minimum of 10 routes
- WR **Jaden Walley** finished with six catches for 56 yards and returned a punt 20 yards
- Four of Walley's catches went for first downs and he avoided four tackles on his way to 22 yards after catch
- Walley is tied for fifth among SEC freshmen with 28.0 receiving yards per game

BREAKING DOWN THE BULLDOGS' YAC ATTACK

Mississippi State leads the SEC in yards after catch with 547, more than 100 yards more than the next closest team. Alabama has recorded 375 yards after catch.

- 155 of RB **Kylin Hill**'s 158 receiving yards have come after the catch this season, which leads the league
- All of Hill's receiving yards came in one game at LSU (Sept. 26)
- Hill's 19.4 YAC/reception is third in the conference
- RBs **Jo'quavious Marks** (44) and **Dillon Johnson** (43) rank second and third among SEC true freshmen in yards after catch
- Bulldogs have avoided 17 tackles in the receiving game this season

SEC LEADERS IN YARDS AFTER CATCH PER PFF

| Rank | Player          | School            | YAC | YAC/Rec. | GP |
|------|-----------------|-------------------|-----|----------|----|
| 1.   | Kylin Hill      | Mississippi State | 155 | 19.4     | 2  |
| 2.   | Shi Smith       | South Carolina    | 143 | 6.5      | 2  |
| 4.   | Jaylen Waddle   | Alabama           | 136 | 10.5     | 2  |
| 4.   | Osirus Mitchell | Mississippi State | 134 | 11.2     | 2  |
|      | Elijah Moore    | Ole Miss          | 134 | 6.7      | 2  |

FBS LEADERS IN YARDS AFTER CATCH PER PFF

| Rank | Player               | School            | YAC | YAC/Rec. | GP |
|------|----------------------|-------------------|-----|----------|----|
| 1.   | Reggie Robertson Jr. | SMU               | 223 | 10.1     | 4  |
| 2.   | Deuce Vaughn         | Kansas State      | 208 | 26.0     | 3  |
| 3.   | Travis Etienne       | Clemson           | 193 | 21.4     | 3  |
| 4.   | Danny Gray           | SMU               | 158 | 11.3     | 4  |
| 5.   | Tim Jones            | Southern Miss     | 156 | 11.1     | 2  |
| 6.   | Kylin Hill           | Mississippi State | 155 | 19.4     | 2  |

BREAKAWAY BACK

RB **Kylin Hill** is one of two active SEC players, and the only running back, to boast multiple receiving touchdowns of 75 yards or more. Only Alabama's Jaylen Waddle has also scored from more than 75 yards out on more than one occasion.

ACTIVE SEC PLAYERS WITH RECEIVING TOUCHDOWNS OF 75+ YARDS

| Player           | Team              | Yards | Opponent            | Date       |
|------------------|-------------------|-------|---------------------|------------|
| Kylin Hill       | Mississippi State | 75    | at LSU              | 9-26-2020  |
|                  |                   | 88    | Abilene Christian   | 11-23-2019 |
| Jaylen Waddle    | Alabama           | 87    | Texas A&M           | 10-3-2020  |
|                  |                   | 77    | at Tennessee        | 10-20-2018 |
|                  |                   | 94    | Louisiana Lafayette | 9-29-2018  |
| John Metchie III | Alabama           | 78    | Texas A&M           | 10-3-2020  |
| Ja'Marr Chase    | LSU               | 78    | Texas A&M           | 11-30-2019 |
| Osirus Mitchell  | Mississippi State | 84    | Stephen F. Austin   | 9-1-2018   |
| Chris Pierce     | Vanderbilt        | 75    | at Purdue           | 9-7-2019   |
| DeVonta Smith    | Alabama           | 85    | LSU                 | 11-9-2019  |
| Anthony Schwartz | Auburn            | 76    | Tennessee           | 10/31/2018 |

NOTING HILL'S DAY AT LSU

- 158 receiving yards against LSU in the season opener are the most by a Bulldog running back in a single game in school history (Previous: LaDarius Perkins, 140 - at Ole Miss on Nov. 27, 2010)
- 155 of his 158 receiving yards came after the catch according to Pro Football Focus
- Set career highs in receptions (8) and receiving yards (158)
- Caught a 75-yard touchdown pass to give MSU a 26-24 lead in the third quarter capping a one-play, 15-second drive
- Became the 11th player in school history to record 100 or more receiving yards against the Tigers, trailing only WR **Osirus Mitchell** (183, same day)

HILL'S QUICK HITS

- 158 receiving yards against LSU in the season opener are the most by a Bulldog running back in a single game in school history
- Scored at least one TD from scrimmage in 11 of his last 18 games dating back to 2018
- Led SEC in total rushing yards in the 2019 regular season (1,347).
- 741 rushing yards after contact in 2019 were second only to Alabama's Najee Harris (747) among returning SEC players
- One of three SEC players with 1,300+ rushing yards and 10+ rushing TDs in 2019
- Second MSU RB with 1,300+ rushing yards and 10+ rushing TDs in a season since 2000
- Eight of 10 rushing touchdowns in 2019 came against SEC opponents

HILL LED SEC IN REGULAR-SEASON RUSHING

One of the most electric running backs in college football, **Kylin Hill** led the SEC in rushing yards during the 2019 regular season, before finishing with 1,350 total yards. He broke the 1,000-yard mark after rushing for a career-high 234 yards at Arkansas on Nov. 2 to become the 13th different player in MSU history to rush for 1,000+ yards in a single season. It marked the fourth straight year that an MSU player reached the mark.

NOSE FOR THE END ZONE

RB **Kylin Hill** had 10 rushing touchdowns and one receiving score in the 2019 season. Hill scored at least one touchdown in seven games. For his career, he boasts 22 career touchdowns (16 rushing, six receiving) in 38 games.

- Three career three-touchdown games (vs. Kentucky, 2019; at Arkansas, 2019; at Kansas State, 2018)
- The only SEC player with multiple games with three rushing TDs in 2019 (vs. Kentucky, at Arkansas)
- Second MSU player since 2000 with multiple games of three rushing scores in a season
- First Bulldog since 2010 (Vick Ballard) with multiple games of three rushing TDs in a season
- Three rushing TDs against Kentucky (2019) were the most for a MSU player during an SEC game since QB Nick Fitzgerald secured four rushing TDs against Arkansas in 2016

DON'T BLINK

Highlighted by 40 rushes of 10+ yards last season, RB **Kylin Hill** has a career total of 74. Hill had one against LSU last week, 19 such carries in 11 games as a sophomore and 14 in 12 games in 2017. Out of his 74 career 10+ yard runs, 18 have gone for 20+ yards.

- Six 20+ yard runs in 2019 came in SEC play



- Has three career 50+ yard runs

## MOVIN' THE CHAINS

RB **Kylin Hill** added a rushing first down in the season opener to his impressive 63 first down carries in 2019. He has 123 such carries in his career. Hill averaged 4.8 rushing first downs per game in 2019.

## NOTING OSIRUS MITCHELL'S CAREER DAY AT LSU

WR **Osirus Mitchell** had a career day in the season opener at LSU, finishing with with career highs in receptions (7), receiving yards (183) and touchdowns (2) against the Tigers

- 183 receiving yards were tied for the ninth-most in a single game in MSU history
- Most receiving yards by a Bulldog since 2016 and the most by an MSU player in an SEC game since 2007
- One of three receivers that eclipsed 100 yards receiving on the day, marking only the second time in program history a trio of Bulldogs achieved that feat
- Became the ninth player in school history to record 100 or more receiving yards against the Tigers, setting a school record for yards against LSU
- Six of his catches were for first downs
- Went for 15+ yards on six of his receptions and 25+ yards on four
- On third downs, he caught all three of his targets for first downs, including two touchdowns

## MITCHELL LED BULLDOG RECEIVERS IN 2019

WR **Osirus Mitchell** returns for his senior year after leading the Bulldogs in receiving yards (430) and touchdowns (6) in 2019. The six scoring grabs were a career high for Mitchell in a single season, topping his previous best of four in 2018.

- Most TD catches by a Bulldog in a single season since 2016
- Six TD catches of 20+ yards were the most by a Bulldog since at least 2000
- Six TD catches of 20+ yards were tied for second in the SEC and tied for sixth in the FBS
- Hands/drop grade from PFF (80.0) in 2019 ranks seventh among returning SEC wide receivers

## NOTING JAVONTA PAYTON'S CAREER DAY AT LSU

- Became the 10th player in school history to record 100 or more receiving yards against the Tigers (122)
- Caught a career-high six passes for a career-high in yardage
- Matched his career-long reception (34)

## MR. RELIABLE

WR **Austin Williams** has earned his reputation as "Mr. Reliable." Of Williams' 28 career receptions, 64.3 percent have led to a touchdown or first down.

Furthermore, Williams had the tenth-highest hands/drop grade among returning SEC players a year ago according to PFF (81.5) and the No. 5 grade among wide outs.

## AUSTIN WILLIAMS' CAREER RECEPTIONS

| Year         | Rec.      | TDs      | 1st       | 15+      | 25+      |
|--------------|-----------|----------|-----------|----------|----------|
| 2020         | 7         | 1        | 2         | 0        | 0        |
| 2019         | 11        | 2        | 5         | 2        | 1        |
| 2018         | 10        | 3        | 5         | 4        | 2        |
| <b>Total</b> | <b>28</b> | <b>6</b> | <b>12</b> | <b>6</b> | <b>3</b> |

## SHRADER'S FRESHMAN SEASON

**Garrett Shrader**, an electric athlete, was one of nine Power 5 players, including three freshmen, to throw for 1,000+ yards and rush for 500+ yards in 2019. For the 2020 season, he has moved to wide receiver. Below is a look at Shrader's noteworthy numbers under center.

- 58.7 rushing yards per game in 2019 (2nd in SEC among QBs)
- Responsible for 14 touchdowns (8 passing, 6 rushing)
- Led MSU in rushing in four games (all vs. SEC)
- TD pass in five games (2 at Auburn, 1 at Tennessee, 1 vs. LSU, 3 at Texas A&M, 1 vs. ACU)
- Three touchdown passes at Texas A&M were a career high
- 19 of his 21 completions of 20+ yards came in SEC play
- Responsible for at least one touchdown in seven games
- Logged both a passing and rushing touchdown in a single game three times
- 34 runs for a first down (3rd in SEC among QBs)
- 30 runs for 10+ yards (Led SEC among QBs)
- Completed 51 passes for a first down and 54 for 10+ yards
- Completed 60+ percent of passes in five different games

## SHRADER SHIFTS TO THE SLOT

Sophomore **Garrett Shrader** made the change from quarterback to wide receiver during preseason camp, and caught the first pass of his career for an 8-yard gain against Arkansas (Oct. 3). Head coach **Mike Leach** has a history of successful position changes within his programs.

- Red Raider legend Michael Crabtree was a quarterback in high school, but started running routes in his first season on campus.
  - Set eight NCAA records in two years
  - Two-time Biletnikoff winner and 2007 ESPN All-America Player of the Year
  - Still holds single-season records for receptions, receiving yards and receiving touchdowns at Texas Tech
  - Second all-time in receiving yards at Texas Tech and holds the career record for receiving touchdowns
  - No. 10 overall pick in the 2009 NFL Draft.
- Wide receiver Wes Welker was originally signed as a running back at Texas Tech, but made the transition prior to the 2001 season
  - Posted 3,069 career receiving yards
  - Has the distinction of racking up the second-most all-purpose yards in NFL history by any player in his first three seasons
  - Holds the NFL record for most receptions by an undrafted wide out
- Mickey Peters was also a quarterback during his freshman season at Tech in 2000
  - Went on to catch 196 passes in his career for 2,318 yards and 22 touchdowns
  - Later played tight end for his senior season
  - Seventh on the Red Raiders' all-time receiving touchdowns leaderboard

## A CLOSER LOOK AT STATE'S O-LINE

The Bulldogs are replacing a combined 2,009 snaps from the starting offensive line a year ago. Left tackle Tyre Phillips (821 snaps) and center Darryl Williams (755 snaps) departed for the NFL and Tommy Champion (510 snaps) graduated. Last fall, State entered the season with a combined 71 career starts on the line, which was the fifth-most in the SEC. This year, the Bulldogs' starting five had a combined 36 starts to begin the year.

### LT Charles Cross

- Has played every offensive snap this season
- State's highest-graded pass-blocker against Arkansas (80.6)
- Made first career start at left tackle in the opener at LSU
- Played 22 snaps at left and right tackle last year

### LG Greg Eiland

- Started 26 games in his career (17 at left tackle, eight at right tackle and one at left guard)
- Played the fifth-most snaps in 2019 among MSU's offensive linemen (455)
- 12 snaps were at left tackle with the remainder at right tackle in 2019

### C Cole Smith

- Made first career start at LSU (Sept. 26) and played every snap against Arkansas (Oct. 3)
- Transfer from LSU
- Appeared in two games for LSU, playing 12 snaps at center, in 2018
- Four-star recruit per ESPN and a three-star prospect by Rivals and 247Sports
- Top-20 recruit in Mississippi according to ESPN (No. 2), Rivals (No. 18) and 247 Sports (No. 19)
- No. 2-rated center in the nation by ESPN out of high school
- Did not allow a sack in his junior and senior seasons of high school

### RG Dareuan Parker

- Started at left guard in 11 games in 2019 and saw action in every game in 2018
- Missed the second and third games of 2019 (injury)
- One of 13 returning SEC offensive linemen to play at least 600 snaps and allow fewer than 12 total pressures in 2019 according to PFF
- Just 11 pressures allowed in 2019 (2 sacks, 3 hits, 6 hurries) and none this season
- Had top overall grade in the season debut at LSU among MSU offensive linemen from PFF (78.6) and an impressive run-block grade (89.1)
- Posted an 80.3 pass-block grade while allowing just two pressures against Arkansas

### RT Kwatrivious Johnson

- Has played every offensive snap this season
- Played 15 total snaps at left tackle a year ago
- Did not allow a single pressure in 2019
- Invited to the Under Armour All-America Game and was the No. 10 overall recruit in Mississippi

## MORE ON THE BULLDOGS' OFFENSIVE LINE

Behind the starting five, JUCO transfer **LaQuinston Sharp** started against Arkansas on Oct. 3, playing every offensive snap and allowing just two total pressures. He played 410 snaps, mostly at right guard, last fall. He had to take one snap at center in the season opener. At Arkansas, he earned his first career start at right guard then started each of State's final games in 2019.

## E40 IS THE LEADER OF THE DEFENSE

LB **Erroll Thompson** is the SEC's active career leader with 240 tackles, which is tied for 11th in the FBS, and was the only SEC defender to enter the 2020 season with 200 or more career tackles.

- Made 13 tackles against Arkansas (Oct. 3), marking the first pair of consecutive games with 10+ tackles in his career (10 at LSU, Sept. 26)
- The last time a Bulldog had back-to-back 10-plus tackle games was 2015 when Beniquez Brown had 11 vs. Alabama and 12 at Arkansas
- Recorded seven or more tackles eight times last season, including three games with double-digit stops
- Posted seven or more tackles in 20 of his 41 career games, including 10 or more seven times
- Led the Bulldogs in 2019 with 84 tackles, which ranked 11th in the SEC among returning players
- Finished the 2019 season ranked second in the SEC in QB hits among linebackers (6)
- Logged 38 total "stops" per PFF, which are tackles that constitute a "failure" for the offense
- Named to the 2020 preseason watch list for the Dick Butkus Award and the SEC Coaches' Preseason All-SEC second team

## THE MAYOR MAKING A MAJOR IMPACT

DE **Kobe Jones**, who is called "The Mayor" for his service efforts in the Starkville community, made a major impact for the Bulldogs down the stretch in 2019. Jones entered his senior season with 70 total tackles, 18.0 tackles for loss and 5.0 sacks. He collected 4.0 sacks a year ago, which ranked second on the team.

Jones was named to the preseason watchlist for the Wuerffel Trophy for the second straight year this summer. Known as "College Football's Premier Award for Community Service," the award exists to honor college football players who serve others, celebrate their positive impact on society, and inspire greater service in the world.

Jones actively volunteers time to the Starkville Cowboys little league football and Starkville High School football programs. He currently represent MSU on the SEC Football Leadership Council and attended the Black Student Athlete Summit in Austin, Texas, last year.

## KOBE JONES' LAST FIVE GAMES

| Opponent          | Solo     | Ast       | Tkls      | TFLs-Yds      | Sacks-Yds     |
|-------------------|----------|-----------|-----------|---------------|---------------|
| Abilene Christian | 1        | 2         | 3         | 0.5-7         | 0.5-7         |
| Ole Miss          | 1        | 3         | 4         | 0.5-5         | 0.5-5         |
| Louisville        | 3        | 1         | 4         | 3.5-15        | 2.0-11        |
| at LSU            | 0        | 3         | 3         | 0.5-3         | 0.5-3         |
| Arkansas          | 0        | 3         | 3         | 0.5-4         | 0.5-4         |
| <b>TOTAL</b>      | <b>5</b> | <b>12</b> | <b>17</b> | <b>5.5-34</b> | <b>4.0-30</b> |

## CREME BRULE

LB **Aaron Brule** earned a starting role this season and has recorded a sack in three consecutive games. He picked up the saying "creme Brule" after laying a big hit on the opening drive at LSU in the season opener.

- Leads the Bulldogs with 11 total pressures this year (8 hurries, 1 hit, 2 sacks), which is tied for third in the SEC
- Tied for the team lead with 2.0 sacks for a team-high loss of 13 yards
- Third on the team with 15 tackles
- Leads the Bulldogs and is fifth in the SEC with eight "stops" per PFF, which are tackles that constitute a "failure" for the offense
- Also has one fumble recovery in 2020
- Has played 138 of 151 defensive snaps this year

## GRADING THE DEFENSE

State returns six of its top-10 graded defenders according to Pro Football Focus. LB **Willie Gay Jr.** and CB **Cameron Dantzler** were selected by the Kansas City Chiefs and Minnesota Vikings, respectively, in the NFL Draft. DE **Chauncey Rivers** has made the Baltimore Ravens practice squad and DE **Fletcher Adams** departed after graduation.

CB **Korey Charles** was the top-graded returner (76.7). S **Marcus Murphy** boasted the No. 6 coverage grade (85.6) among returning SEC players, and ranked second among safeties. S **Fred Peters** played corner last fall and posted the No. 5 pass rush grade (85.7) among returning corners in the conference.

DE **Marquiss Spencer** is one of 10 returning players in the league to have forced multiple fumbles in 2019. He also ranked fifth among returning players with eight QB hits last fall.

## THE NEW KIDS ARE ALRIGHT

A total of 17 newcomers have made their MSU debuts this season, including seven true freshmen.

- K **Brandon Ruiz** was perfect going 5-for-5 on extra point attempts and hitting field goals from 24, 35 and 43 yards out in his debut at LSU.
- The graduate transfer from Arizona State also put eight of his nine kickoffs in the endzone for touchbacks.
- WR **Tyrell Shavers** caught the second pass of his career, and first at MSU, for a 31-yard touchdown before adding a second reception at LSU.
- LB **Jordan Davis** had a key hit on the quarterback that led to an interception while totalling six tackles against the Tigers.
- CB **Emmanuel Forbes** intercepted the final pass of the LSU game.
- LB **Tyrus Wheat** picked up his first career sack and finished with four tackles at LSU.
- RB **Jo'quavious Marks'** first career carry went for 11 yards and a first down at LSU.

## FIRST-TIME STARTERS

12 Bulldogs have made their first career start this year, seven on offense and five on defense.

- LB **Aaron Brule**
- S **London Craft**
- OL **Charles Cross**
- CB **Esaia Furdge**
- WR **Malik Heath**
- OL **Kwatrivous Johnson**
- RB **Jo'quavious Marks**
- S **Fred Peters**
- WR **Tyrell Shavers**
- OL **Cole Smith**
- WR **Jaden Walley**
- WR **Tyrus Wheat**

# OUTSIDE THE HUDDLE PROFILES

## #43 Paul Blackwell - LS

Both of his grandfathers – Milton Chandler and James Blackwell served in the military ... Enjoys fishing and boating ... Goal is to work as a petroleum engineer following his football career ... Also played soccer and baseball growing up ... Favorite NFL team is the New Orleans Saints ... Graduated with his degree in chemical engineering.

## #3 Aaron Brule - LB

From a military family ... Mother runs a branch of the U.S. Postal Service ... Said if he wasn't playing football, he'd be learning to run a USPS branch ... Climbed trees often as a kid and would cook eggs in the sun ... His nine best friends all play college football ... Says his calling is helping people in need and hopes to give back ... Wants to get into coaching ... Spends free time playing Madden.

## #47 Jace Christmann - K

Born John Christmann V ... His family did not call him John for the first month of his life to avoid the confusion of being a fifth-generation John ... His dad found the name Jace in an old book, which is derived from the initials J.C. ... Learned how to solve a Rubik's Cube over the 2018 season ... Runs a Twitter account dedicated to the Bulldog specialists (@4thDownDawgs).

## #3 K.J. Costello - QB

If he wasn't a football player, he'd be a professional golfer ... also enjoys ping pong, wakeboarding and snowboarding ... plans to attend law school ... sister ran a 2:45 in her first marathon and made the Olympic qualifying meet ... Graduated from Stanford with his degree in political science.

## #28 Londyn Craft - S

Chose to major in human development because he's always been able to connect with kids and was a babysitter while he was growing up ... Wants to work in the community at a YMCA ... Father, Douglas, played in the NFL ... Says his parents are his best friends ... Played soccer and ran track ... Also played hockey until second grade while living in New Mexico.

## #67 Charles Cross - OL

Nov. 25 birthday often falls on Thanksgiving ... Likes to hunt deer ... Played center in basketball as a kid ... Wants to go into real estate or own a trucking business ... Mother is a special education teacher ... Father works with special needs people at a mental hospital ... Is the youngest child in the family ... Says he can't cook, but his favorite meal is chicken and shrimp alfredo.

## #94 Jaden Crumedy - DT

Wants to work in construction design because he enjoys "hands-on" work ... Has two adopted younger sisters ... The youngest is five and is "super hyper and loves to sing" ... Stepfather taught him to grill ... Started playing football because his parents told him he was too big to just sit in the house ... Also played basketball.

## #25 Brad Cumbest - WR

Nickname is "Mule" because he's stubborn ... Avid fisher and hunter ... Also plays baseball for MSU ... Part of the Bulldogs' 2019 College World Series team ... Four different student-athletes from his high school have played in Omaha ... Fan of the country singer Alan Jackson and famous bullrider Lane Frost.

## #72 Brandon Cunningham - OL

Brought a carnival-style, blow-up alien to his freshman dorm ... Drives a motorcycle ... Said he's hunted just about everything you can except for quail ... Wants to own his own business ... Calls himself the Most Interesting Man in the World ... Mother builds Naval ships ... Played baseball and was a pitcher until eighth grade.

## #6 Jordan Davis - LB

Wants to design athletic wear after graduation ... Designs logos and draws cartoons in his free time ... Personal slogan is "No Matter What" and sketches logos using that phrase or "NMW" ... Mother works four jobs and owns a decorating business and his 15-year-old brother has started his own business as well.

## #42 Tucker Day - P

Enjoys singing and acting ... Several family members are actors ... Brother, Thomas, is on America's Got Talent this season ... Skilled at impersonating people and characters ... Avid hockey fan and enjoys playing hockey ... Big fan of the Nashville Predators and New York Rangers ... Was an amateur junior hockey player for the Nashville Junior Predators.

## #55 Greg Eiland - OL

Nickname is "Peewee" ... Enjoys being outdoors ... Avid hunter and fisher ... Rides bulls and horses ... Boston Red Sox fan ... Favorite NFL team is the Indianapolis Colts and is a big fan of Peyton Manning ... Also played baseball growing up ... Favorite candy is Reese's.

## #1 Martin Emerson - CB

Wants to be a football coach after college because he likes kids ... All of the Emerson children's names start with "M" ... Cousins, uncle and brother all share his middle name of "Lorenzo" ... Began playing football as a defensive end when he was four then moved to quarterback until high school ... Favorite class at State was on the history of MSU ... Has worn No. 1 for all but two seasons since peewee football ... Spends free time playing Call of Duty.

## #18 Cameron Gardner - WR

Nicknames are "Cam" and "Cam G" ... Starkville native reunited with former teammate Kobe Jones ... Lists the Philadelphia Eagles as his favorite NFL team and De'Andre Hopkins as his favorite player ... His brother (Navy) and nephew (Air Force) both served in the military ... Played baseball and basketball growing up ... Favorite candies are Swedish Fish and Mike N' Ikes ... Wants to serve as a secret service agent following his football career ... Lists his parents as the inspirational people in his life because "they've been through so much, and you wouldn't even know because they always have a smile on their face."

## #48 Scott Goodman - K

Is a triplet ... The only boy of the triplet set and was born second by a minute ... His older sister, Jamie, attends Ole Miss while his younger sister, Sydney, attends Auburn ... He did not grow up playing football, only starting his football career in high school ... Favorite NFL team is the New Orleans Saints ... Grew up playing soccer and baseball ... Likes to hunt and fish during his free time.

## #8 Kylin Hill - RB

Hidden talent is dancing and claims he is the best dancer on the team ... Favorite artist is NBA Youngboy ... Favorite candy is sour gummy worms ... Favorite NFL team is the New England Patriots.

## #69 Kwatrevious Johnson - OL

Nicknamed "Dolla Bill" because his grandmother had trouble pronouncing his name ... Teammates shortened nickname further to "Bill" ... Has a new puppy this season ... Plays for his mother who passed away two years ago from breast cancer ... Played baseball and was a pitcher and catcher in elementary school ... Favorite class was college algebra because he's pretty good at math.

## #84 Donte Jones - WR

Oldest player on the team ... Wants to work in real estate because he liked to drive around to look at houses as a kid ... Ran the open 400m, 4x200m and 4x400m relays and high jumped in high school ... Favorite class at MSU was an art class where he made a mosaic of Spongebob laughing ... Teammates would describe him as "goofy" and "always laughing".

## #52 Kobe Jones - DE

One of his former coaches gave him the nickname "Mayor of Starkville" over the 2018 season ... Has worn No. 52 since he was seven ... Favorite NFL team is the Dallas Cowboys ... Favorite television show is "Power" ... Favorite food is ribeye steak ... Helps coach the Starkville Cowboys, a local little league football team ... Graduated with his degree in business administration.

## #78 Scott Lashley - OL

Transferred to MSU to be closer to his family ... Favorite home cooked meal is his grandmother's fried catfish, mac and cheese and greens with pecan pie for dessert ... Enjoys spending time with his two-year-old son, Kingston ... Enjoys reading, especially history books ... Favorite author is Claude Anderson ... Graduated from Alabama with his degree in human environmental sciences.

## #50 Tre Lawson - DE

Enjoys playing with his dog, Buster, a lab ... Mother was a nurse, and Father was a Marine ... Nicknames are "Tre" or "Tre-ski" ... Wants to franchise restaurants after football.

## #21 Jo'quavious Marks - RB

Nickname is "Woody" ... Chose his number because the Cowboys' Ezekiel Elliot is his favorite player ... Favorite class he's taken is public speaking ... Wants to be an athletic trainer after football.

# OUTSIDE THE HUDDLE PROFILES

## #14 Jalen Mayden - QB

Nickname is "Moose" because as a kid he was "bigger than everyone like a moose" ... Talented piano player ... Makes Spotify playlists for his teammates ... Loves Southern soul food ... Brother, Jared, played in three national championship games at Alabama, winning one title in 2018 ... Favorite class in college was anatomy and physiology because he wants to be a chiropractor.

## #5 Osirus Mitchell - WR

Grandmother called him "Bam Bam" growing up because he tended to break and throw things ... Skilled cooked and painter ... Wanted to play basketball not football in college his entire high school career ... Only decided to pursue football after his senior year ... Addicted to white chocolate Hershey's and hot Cheetos ... Shares the same birthday (Sept. 15) with his mother and sister ... Enjoys fishing to relax ... Vikings' 2020 draft pick Cameron Dantzler lists Osirus as the teammate that inspires him most because of his "motor to go" that pushed Dantzler to also work harder.

## #29 C.J. Morgan - S

Played violin before he ever picked up football and continued to play the instrument up until the 9th grade ... Is the oldest of four siblings ... Before every game, listens to his "Old Vibes" playlist, which consists of 70s to 2000s R&B ... Active brother of the Phi Beta Sigma Fraternity ... Loves joking around with his friends ... Favorite artist is Drake ... Says he hates to hold hands with anyone because he has "really sweaty hands" ... Graduated with his degree in political science.

## #7 Marcus Murphy - S

Plays in honor of his mother Demetrick Murphy, who passed away unexpectedly in January 2019, and his son Mason ... Mason is battling a rare genetic abnormality and is searching for a bone marrow transplant ... Wears No. 7 because it "means everything" to his family ... Enjoys hunting in his spare time ... Favorite NFL team is the Atlanta Falcons ... Says his baseball skills are his hidden talent.

## #0 JaVonta Payton - WR

Nicknames are "JP" and "Tay" ... Oldest of 12 siblings ... Enjoys watching movies in his spare time and aspires to be a voice actor following his football career ... Enjoys watching old Disney shows to remind him of his childhood ... Can quote almost all of "Shrek" ... Teammates give him a hard time over how skinny he is ... Favorite NFL team is the Tennessee Titans ... Favorite candy is Reese's.

## #74 Nick Pendley - OL

Atlanta sports fan ... Uncle taught him to play guitar when he was in high school ... Favorite band is Metallica ... Once tried to play banjo, but it didn't work out ... Hopes to be a strength and conditioning coach after college ... Father was recruited by Mississippi State and Auburn.

## #38 Fred Peters - S

Wants to start his own business after college ... Wore No. 38 in junior college then was going to switch to No. 1, but former Bulldog Johnathan Abram talked him into keeping his number ... Also competed in track and field in high school, running the 100m and 200m along with the 4x100m and 4x200m relays and long jumping ... Started playing football because his cousin did in elementary school and played running back in high school ... Teammates describe him as being quiet.

## #22 Nathan Pickering - DT

Enjoys duck hunting and fishing ... Picked his guitar hobby back up over quarantine ... Grandfather was a mechanic and taught him to repair cars, which is how he decided to major in engineering ... Plans to work on pipelines after graduating ... Father is a retired veterinarian and is now a preacher.

## #12 Shawn Preston Jr. - S

Father was a high school football coach while he was growing up and would have him be a ball boy on the sidelines when he was four or five ... Both parents played college sports ... If he had to play another sport, he'd pick baseball but he quit in third grade because he got bored ... Also played soccer as a kid and was a striker ... Wants to be a high school athletic director.

## #2 Will Rogers - QB

Enjoys hunting and fishing ... Fan of Mexican food ... Entire family attended SEC schools for college ... Sister graduated from Ole Miss and is now a graduate student at Southern Miss ... Wears No. 2 because Derek Jeter wore it ... Father called plays for him in high school ... Plays cards against Austin Williams and says he always wins ... Also plays golf and has shot a 78.

## #63 LaQuinston Sharp - OL

Hopes to work in appliance repair ... Fixes cars ... Loves chocolate.

## #9 Tyrell Shavers - WR

Also played baseball and walked onto the team his first fall at Alabama ... Had offers to play baseball at South Alabama and Tulane ... Wants to be a high school athletic director ... Father played college football and his mother played basketball, cheered and ran track in college ... Graduated from Alabama with his degree in communication information sciences.

## #6 Garrett Shrader - WR

People around the football building say he's a grill-master ... Has three siblings ... Can solve a Rubik's Cube ... Working on getting his pilot's license ... Doesn't like closed-toe shoes and chooses to wear flip flops most of the time ... Buys all his clothes at Walmart ... Favorite NFL Player is Aaron Rodgers ... Doesn't really have social media (has a Twitter account, but not very active) ... Wore No. 6 in high school because he had to pick between that or No. 19 ... When he got to college he was offered the same two numbers to choose from ... Two-time state champion at Charlotte Christian ... Father played football and baseball at The Citadel.

## #57 Cole Smith - OL

Enjoys fishing in his spare time ... Wants to work in criminal justice ... Favorite class in college was government ... If he had to pick another sport, he'd play baseball and be an outfielder.

## #11 Geor'quarius Spivey - WR

His first name combines the beginning of his father's name, George ... His grandmother gave him the nickname "Monk" as a child because he was hyper and jumped around like a monkey ... Loves playing Fortnite and Madden in his free time ... Feels like he is the "greatest" on the team when it comes to gaming ... Enjoys shopping for new tennis shoes and cooking ... Favorite NFL players are Chad Johnson and Julio Jones ... Played basketball and ran track growing up ... Says his inspiration is his grandmother because she "influenced me to be a better person."

## #42 Marquiss Spencer - DE

Favorite hobby is traveling ... Has visited California, New York and Dubai ... Favorite location is California because he went to Hollywood ... Favorite subject in school was art and enjoys drawing ... Favorite food is meatlover's pizza ... Also was a shot putter in high school ... Nicknamed "MJ" by his family for his initials ... Teammates call him "Kebo," "Mo" and "Quiss".

## #40 Erroll Thompson - LB

Enjoys listening to music to get hyped on gamedays ... Favorite Mississippi State tradition is the Dawg Walk ... Doesn't like oranges, and says pineapple is the best fruit ... Is scared of birds ... Go-to breakfast on gamedays is an omelet ... Played baseball until his junior year of high school ... Claims he was a better baseball player than football player growing up ... Models his game after Luke Kuechly and Bobby Wagner ... Talks to his dad, a former Alabama State football player, after every game ... His father likes to watch game replays and will critique his game.

## #10 Kareem Walker - RB

Spends his free time watching football ... Wants to pursue a career in real estate or in the FBI ... Real estate is the family business and would allow him to travel ... Says Rome is the coolest place he's been because it was his first trip outside the United States and he appreciated seeing ancient history ... Wants to visit Dubai because he is a Muslim ... Teammates laugh at his New Jersey accent ... Said he was surprised by how much Southern people talk to you when he moved to Mississippi.

## #88 Powers Warren - WR

Nickname is "Powow" ... Born in Kansas City, Kansas ... His hidden talent is his ability to do a back flip ... Played basketball, hockey and soccer growing up ... His father is the former Chief Operating Officer of the Minnesota Vikings and the current commissioner of the Big Ten Conference.

## #85 Austin Williams - WR

Lived in Germany for two years when he was in the fourth and fifth grades ... Father was an Air Force fighter pilot ... Enjoys skydiving, fishing and grilling ... Reads a lot ... Sister is in medical school ... Graduated with his degree in finance.

## #22 Lee Witherspoon - RB

Favorite meal is shrimp alfredo, but De'Monte Russell does the cooking ... Wants to own a computer technology business after football and eventually work on video game development ... Fascinated by computers since he was a child ... Enjoys playing Call of Duty ... Ran track in high school and finished third at the state championships in the 100m where he came up 0.05 seconds behind Bulldog track athlete Okheme Moore.

# GAME 1

Mississippi State  
#6/5 LSU

44  
34

Sept. 26, 2020  
Tiger Stadium  
Baton Rouge, La.  
21,124

Mississippi State

| RUSHING          | Att. | Gain | Lost | Net   | TD | Long | Avg.   |
|------------------|------|------|------|-------|----|------|--------|
| Kylin Hill       | 7    | 34   | 0    | 34    | 0  | 12   | 4.9    |
| Joquavious Marks | 3    | 15   | 0    | 15    | 0  | 11   | 5.0    |
| TEAM             | 1    | 0    | 2    | (-2)  | 0  | 0    | (-2.0) |
| K.J. Costello    | 5    | 0    | 38   | (-38) | 0  | 0    | (-7.6) |

| PASSING       | Com | Att | Int | Yds | TD | Long | Sacks |
|---------------|-----|-----|-----|-----|----|------|-------|
| K.J. Costello | 36  | 60  | 2   | 623 | 5  | 75   | 5     |

| RECEIVING          | No. | Yds. | TD | Long |
|--------------------|-----|------|----|------|
| Kylin Hill         | 8   | 158  | 1  | 75   |
| Osirus Mitchell    | 7   | 183  | 2  | 43   |
| Austin Williams    | 7   | 57   | 1  | 14   |
| JaVonta Payton     | 6   | 122  | 0  | 34   |
| Tyrell Shavers     | 2   | 68   | 1  | 37   |
| Cameron Gardner    | 2   | 35   | 0  | 24   |
| Dillon Johnson     | 1   | 4    | 0  | 4    |
| Malik Heath        | 1   | 1    | 0  | 1    |
| Joquavious Marks   | 1   | (-2) | 0  | 0    |
| Kwatrivous Johnson | 1   | (-3) | 0  | 0    |

| PUNTING     | No. | Yds. | Avg. | Long | I20 | TB |
|-------------|-----|------|------|------|-----|----|
| Tucker Day  | 2   | 95   | 47.5 | 58   | 0   | 0  |
| Reed Bowman | 1   | 39   | 39.0 | 39   | 1   | 0  |

| FIELD GOALS  | Att. | Made | Long | KICKS                     |
|--------------|------|------|------|---------------------------|
| Brandon Ruiz | 3    | 3    | 43   | made 35, made 24, made 43 |

| ALL RETURNS     | No. | Yds. | Lg. | No. | Yds. | Lg. | No. | Yds. | Lg. |
|-----------------|-----|------|-----|-----|------|-----|-----|------|-----|
| Emmanuel Forbes | 0   | 0    | 0   | 0   | 0    | 0   | 1   | 0    | 0   |
| Esaiaas Furdge  | 0   | 0    | 0   | 0   | 0    | 0   | 1   | 20   | 20  |

LSU

| RUSHING        | Att. | Gain | Lost | Net   | TD | Long | Avg.   |
|----------------|------|------|------|-------|----|------|--------|
| Chris Curry    | 9    | 47   | 0    | 47    | 0  | 12   | 5.2    |
| Ty Davis-Price | 11   | 43   | 0    | 43    | 0  | 7    | 3.9    |
| John Emery     | 7    | 27   | 0    | 27    | 0  | 10   | 3.9    |
| Myles Brennan  | 11   | 8    | 45   | (-37) | 0  | 4    | (-3.4) |

| PASSING       | Com | Att | Int | Yds | TD | Long | Sacks |
|---------------|-----|-----|-----|-----|----|------|-------|
| Myles Brennan | 27  | 46  | 2   | 345 | 3  | 47   | 7     |

| RECEIVING            | No. | Yds. | TD | Long |
|----------------------|-----|------|----|------|
| Terrace Marshall Jr. | 8   | 122  | 2  | 37   |
| Jaray Jenkins        | 5   | 85   | 0  | 47   |
| Arik Gilbert         | 4   | 37   | 1  | 16   |
| Racey McMath         | 3   | 50   | 0  | 28   |
| John Emery           | 3   | 25   | 0  | 11   |
| Jontre Kirklin       | 1   | 12   | 0  | 12   |
| Kayshon Boutte       | 1   | 6    | 0  | 6    |
| Koy Moore            | 1   | 5    | 0  | 5    |
| Trey Palmer          | 1   | 3    | 0  | 3    |

| PUNTING            | No. | Yds. | Avg. | Long | I20 | TB |
|--------------------|-----|------|------|------|-----|----|
| Zach Von Rosenberg | 7   | 346  | 49.4 | 58   | 5   | 0  |

| FIELD GOALS | Att. | Made | Long | KICKS            |
|-------------|------|------|------|------------------|
| Cade York   | 2    | 2    | 40   | made 26, made 40 |

| ALL RETURNS | No. | Yds. | Lg. | No. | Yds. | Lg. | No. | Yds. | Lg. |
|-------------|-----|------|-----|-----|------|-----|-----|------|-----|
| Trey Palmer | 1   | (-2) | 0   | 1   | 16   | 16  | 0   | 0    | 0   |
| Jabril Cox  | 0   | 0    | 0   | 0   | 0    | 0   | 1   | 14   | 14  |
| Eli Ricks   | 0   | 0    | 0   | 0   | 0    | 0   | 1   | 0    | 0   |

## State Shocks No. 6/Defending National Champ LSU

The Mike Leach era of Mississippi State football was ushered in on Saturday afternoon as a record-setting day for **K.J. Costello** propelled the Bulldogs over the defending national champions, No. 6 LSU, 44-34, at Tiger Stadium. The win marked the first time a defending national champion lost its season opener since 1998 and snapped the longest active win streak in the country. It was also MSU's highest-ranked road win in program history. The Bulldogs came away with just their second win in Baton Rouge since 1992. State grabbed their first lead of the game near the end of the first quarter, when a 12-play, 66-yard drive culminated in a **Brandon Ruiz** 35-yard field goal. The lead would change four times in the second quarter, with the Bulldogs landing on top heading into the locker room. With 5:20 on the clock, **Kylin Hill** scampered 12 yards to the MSU 37-yard line before Costello found **Osirus Mitchell** from 43 yards out, giving the Bulldogs a 17-14 advantage. The Tigers' largest lead came in the third quarter, when Myles Brennan connected with Terrace Marshall on a 37-yard pass for a 24-20 lead. A 75-yard strike from Costello to Hill on the ensuing drive was all it took for the Maroon and White to regain the lead. With the score even at 34-34 in the fourth, a Ruiz 43-yard field goal and Mitchell's 24-yard touchdown reception gave the Bulldogs the lead for good. On LSU's (0-1) final drive of the game, **Emmanuel Forbes** intercepted Myles Brennan's pass in the end zone to secure the victory for State. **Shawn Preston Jr.** led the Bulldogs with 11 tackles, ignited by six solo stops. **Aaron Brule** and **Erroll Thompson** followed with 10 tackles and one sack a piece. Mississippi State racked up seven sacks, including two contributed by **Marquiss Spencer** for a loss of 10 yards.

|                   |   |    |    |    |    |
|-------------------|---|----|----|----|----|
| Mississippi State | 3 | 14 | 10 | 17 | 44 |
| LSU               | 0 | 14 | 10 | 10 | 34 |

|     |       |     |   |
|-----|-------|-----|---|
| 1st | 04:47 | MS  | Brandon Ruiz 35 yd field goal                                       |
| 2nd | 09:45 | LSU | Jabril Cox 14 yd interception return (Cade York kick)               |
|     | 07:45 | MS  | Tyrell Shavers 31 yd pass from K.J. Costello (Brandon Ruiz kick)    |
|     | 05:20 | LSU | Arik Gilbert 2 yd pass from Myles Brennan (Cade York kick)          |
|     | 02:27 | MS  | Osirus Mitchell 43 yd pass from K.J. Costello (Brandon Ruiz kick)   |
| 3rd | 09:33 | LSU | Cade York 26 yd field goal  |
|     | 06:23 | MS  | Brandon Ruiz 24 yd field goal                                       |
|     | 05:01 | LSU | Terrace Marshall Jr. 37 yd pass from Myles Brennan (Cade York kick) |
|     | 04:46 | MS  | Kylin Hill 75 yd pass from K.J. Costello (Brandon Ruiz kick)        |
| 4th | 14:14 | MS  | Austin Williams 9 yd pass from K.J. Costello (Brandon Ruiz kick)    |
|     | 11:01 | LSU | Terrace Marshall Jr. 33 yd pass from Myles Brennan (Cade York kick) |
|     | 09:37 | LSU | Cade York 40 yd field goal  |
|     | 07:27 | MS  | Brandon Ruiz 43 yd field goal                                       |
|     | 03:39 | MS  | Osirus Mitchell 24 yd pass from K.J. Costello (Brandon Ruiz kick)   |

Team Stats

|                                | MSU     | LSU      |
|--------------------------------|---------|----------|
| FIRST DOWNS                    | 24      | 25       |
| Rushing                        | 2       | 8        |
| Passing                        | 22      | 16       |
| Penalty                        | 0       | 1        |
| NET YARDS RUSHING              | 9       | 80       |
| Rushing Attempts               | 16      | 38       |
| Average Per Rush               | 0.6     | 2.1      |
| NET YARDS PASSING              | 623     | 345      |
| Completions-Attempts-Int       | 36-60-2 | 27-46-2  |
| Average Per Attempt            | 10.4    | 7.5      |
| Average Per Completion         | 17.3    | 12.8     |
| TOTAL OFFENSE YARDS            | 632     | 425      |
| Total Offense Plays            | 76      | 84       |
| Average Gain Per Play          | 8.3     | 5.1      |
| Fumbles: Number-Lost           | 2-2     | 0-0      |
| Penalties: Number-Yards        | 7-40    | 7-31     |
| PUNTS-YARDS                    | 3-134   | 7-346    |
| KICKOFFS-YARDS                 | 9-585   | 7-455    |
| Punt Returns: Number-Yards-TD  | 0-0-0   | 1-(-2)-0 |
| Kickoff Returns: Number-Yds-TD | 0-0-0   | 1-16-0   |
| Interceptions: Number-Yds-TD   | 2-20-0  | 2-14-1   |
| Fumble Returns: Number-Yds-TD  | 0-0-0   | 0-0-0    |
| Possession Time                | 30:28   | 29:32    |
| Third-Down Conversions         | 8 of 16 | 5 of 17  |
| Fourth-Down Conversions        | 0 of 0  | 1 of 1   |
| Red-Zone Scores-Chances        | 4-4     | 3-3      |
| Sacks By: Number-Yards         | 7-45    | 5-38     |
| PAT Kicks                      | 5-5     | 4-4      |
| Field Goals                    | 3-3     | 2-2      |
| Points Off Turnovers           | 7       | 17       |



# GAME 2

## Arkansas 21 #16 Mississippi State 14

Oct. 3, 2020  
Davis Wade Stadium  
Starkville, MS  
13,564

### Mississippi State

| RUSHING          | Att. | Gain | Lost | Net | TD | Long | Avg. |
|------------------|------|------|------|-----|----|------|------|
| Dillon Johnson   | 9    | 39   | 0    | 39  | 1  | 9    | 4.3  |
| Joquavious Marks | 10   | 39   | 2    | 37  | 0  | 10   | 3.7  |
| Kylin Hill       | 1    | 7    | 0    | 7   | 0  | 7    | 7.0  |
| K.J. Costello    | 4    | 15   | 11   | 4   | 0  | 7    | 1.0  |

| PASSING       | Com | Att | Int | Yds | TD | Long | Sacks |
|---------------|-----|-----|-----|-----|----|------|-------|
| K.J. Costello | 43  | 59  | 3   | 313 | 1  | 34   | 1     |
| TEAM          | 0   | 1   | 0   | 0   | 0  | 0    | 0     |

| RECEIVING        | No. | Yds. | TD | Long |
|------------------|-----|------|----|------|
| Joquavious Marks | 10  | 50   | 0  | 13   |
| Dillon Johnson   | 8   | 35   | 0  | 10   |
| Jaden Walley     | 6   | 56   | 0  | 16   |
| Osirus Mitchell  | 5   | 61   | 0  | 34   |
| Malik Heath      | 5   | 27   | 0  | 12   |
| Cameron Gardner  | 3   | 32   | 0  | 12   |
| Tyrell Shavers   | 3   | 21   | 0  | 11   |
| JaVonta Payton   | 2   | 23   | 1  | 17   |
| Garrett Shrader  | 1   | 8    | 0  | 8    |

| PUNTING     | No. | Yds. | Avg. | Long | I20 | TB |
|-------------|-----|------|------|------|-----|----|
| Tucker Day  | 2   | 75   | 37.5 | 45   | 0   | 0  |
| Reed Bowman | 3   | 138  | 46.0 | 51   | 1   | 0  |

| FIELD GOALS | Att.  | Made | Long | KICKS    |      |     |     |             |     |  |  |
|-------------|-------|------|------|----------|------|-----|-----|-------------|-----|--|--|
| none        |       |      |      |          |      |     |     |             |     |  |  |
| ALL RETURNS | Punts |      |      | Kickoffs |      |     |     | Intercepted |     |  |  |
|             | No.   | Yds. | Lg.  | No.      | Yds. | Lg. | No. | Yds.        | Lg. |  |  |
|             | 2     | 21   | 20   | 0        | 0    | 0   | 0   | 0           | 0   |  |  |
|             | 0     | 0    | 0    | 2        | 49   | 26  | 0   | 0           | 0   |  |  |
|             | 1     | 0    | 0    | 0        | 0    | 0   | 0   | 0           | 0   |  |  |

### Arkansas

| RUSHING        | Att. | Gain | Lost | Net   | TD | Long | Avg.   |
|----------------|------|------|------|-------|----|------|--------|
| Trelon Smith   | 14   | 50   | 2    | 48    | 0  | 11   | 3.4    |
| Rakeem Boyd    | 8    | 28   | 0    | 28    | 0  | 5    | 3.5    |
| Feleipe Franks | 8    | 21   | 13   | 8     | 0  | 9    | 1.0    |
| KJ Jefferson   | 2    | 1    | 1    | 0     | 0  | 1    | 0.0    |
| DeVion Warren  | 2    | 3    | 9    | (-6)  | 0  | 3    | (-3.0) |
| TEAM           | 3    | 0    | 15   | (-15) | 0  | 0    | (-5.0) |

| PASSING        | Com | Att | Int | Yds | TD | Long | Sacks |
|----------------|-----|-----|-----|-----|----|------|-------|
| Feleipe Franks | 20  | 28  | 0   | 212 | 2  | 52   | 3     |

| RECEIVING     | No. | Yds. | TD | Long |
|---------------|-----|------|----|------|
| Trelon Smith  | 5   | 22   | 0  | 10   |
| DeVion Warren | 4   | 100  | 1  | 52   |
| Hudson Henry  | 4   | 20   | 1  | 12   |
| Trey Knox     | 3   | 31   | 0  | 12   |
| Mike Woods    | 3   | 29   | 0  | 20   |
| Treyton Burks | 1   | 10   | 0  | 10   |

| PUNTING        | No. | Yds. | Avg. | Long | I20 | TB |
|----------------|-----|------|------|------|-----|----|
| Reid Bauer     | 1   | 38   | 38.0 | 38   | 1   | 0  |
| George Caratan | 7   | 300  | 42.9 | 48   | 3   | 1  |

| FIELD GOALS     | Att.  | Made | Long | KICKS    |      |     |             |      |     |  |
|-----------------|-------|------|------|----------|------|-----|-------------|------|-----|--|
| none            |       |      |      |          |      |     |             |      |     |  |
|                 | Punts |      |      | Kickoffs |      |     | Intercepted |      |     |  |
| ALL RETURNS     | No.   | Yds. | Lg.  | No.      | Yds. | Lg. | No.         | Yds. | Lg. |  |
| Joe Foucha      | 0     | 0    | 0    | 0        | 0    | 0   | 2           | 26   | 26  |  |
| Greg Brooks Jr. | 0     | 0    | 0    | 0        | 0    | 0   | 1           | 69   | 69  |  |
| Nathan Parodi   | 1     | (-1) | 0    | 0        | 0    | 0   | 0           | 0    | 0   |  |

## Arkansas Upends No. 16 Bulldogs, 21-14

No. 16 Mississippi State suffered its first setback of the 2020 campaign Saturday night as the Bulldogs dropped a 21-14 decision to the Arkansas Razorbacks at Davis Wade Stadium. Quarterback **K.J. Costello** led the Bulldogs' to a team single-game record 43 completions as State tallied 400 total yards. The Bulldogs held Arkansas to just 275 yards. The Razorbacks drew first blood on State's opening drive as Greg Brooks Jr. intercepted Costello's pass at the Arkansas 31-yard line and returned it 69 yards for the first score of the game. MSU responded with a 15-play and 7:45 drive that culminated with a 17-yard strike to **JaVonta Payton** to knot the score at 7-7. The drive marked the Bulldogs' longest scoring drive of the season in terms of both plays and time. A toss from Feleipe Franks to DeVion Warren gave Arkansas a one score advantage at halftime. The Razorbacks maintained the momentum out of the locker room. Franks found Hudson Henry in the end zone from 12 yards out to go up 21-7. **Dillon Johnson** capped off a 76-yard drive as he hauled himself into the end zone to bring the Bulldogs within one touchdown, but the Arkansas defense forced turnovers on downs in the red zone twice to hold on for the victory.

|                   |   |   |   |   |    |
|-------------------|---|---|---|---|----|
| Arkansas          | 7 | 7 | 7 | 0 | 21 |
| Mississippi State | 7 | 0 | 7 | 0 | 14 |

|     |       |    |  |
|-----|-------|----|--|
| 1st | 11:44 | AR | Greg Brooks Jr. 69 yd interception return (AJ Reed kick)         |
|     | 03:59 | MS | JaVonta Payton 17 yd pass from K.J. Costello (Brandon Ruiz kick) |
| 2nd | 05:27 | AR | DeVion Warren 19 yd pass from Feleipe Franks (AJ Reed kick)      |
| 3rd | 11:21 | AR | Hudson Henry 12 yd pass from Feleipe Franks (AJ Reed kick)       |
|     | 03:50 | MS | Dillon Johnson 6 yd run (Brandon Ruiz kick)                      |

### Team Stats

|                                | MSU     | ARK     |
|--------------------------------|---------|---------|
| FIRST DOWNS                    | 17      | 24      |
| Rushing                        | 6       | 5       |
| Passing                        | 10      | 19      |
| Penalty                        | 1       | 0       |
| NET YARDS RUSHING              | 63      | 87      |
| Rushing Attempts               | 37      | 24      |
| Average Per Rush               | 1.7     | 3.6     |
| Rushing Touchdowns             | 0       | 1       |
| Yards Gained Rushing           | 103     | 100     |
| Yards Lost Rushing             | 40      | 13      |
| NET YARDS PASSING              | 212     | 313     |
| Completions-Attempts-Int       | 20-28-0 | 43-60-3 |
| Average Per Attempt            | 7.6     | 5.2     |
| Average Per Completion         | 10.6    | 7.3     |
| Passing Touchdowns             | 2       | 1       |
| TOTAL OFFENSE YARDS            | 275     | 400     |
| Total Offense Plays            | 65      | 84      |
| Average Gain Per Play          | 4.2     | 4.8     |
| Fumbles: Number-Lost           | 2-2     | 1-1     |
| Penalties: Number-Yards        | 5-40    | 4-25    |
| PUNTS-YARDS                    | 8-338   | 5-213   |
| KICKOFFS-YARDS                 | 4-258   | 3-195   |
| Punt returns: Number-Yards-TD  | 1--1-0  | 3-21-0  |
| Kickoff returns: Number-Yds-TD | 0-0-0   | 2-49-0  |
| Interceptions: Number-Yds-TD   | 3-95-1  | 0-0-0   |
| Fumble Returns: Number-Yds-TD  | 0-0-0   | 0-0-0   |
| Possession Time                | 23:40   | 36:20   |
| Third-Down Conversions         | 5 of 14 | 6 of 17 |
| Fourth-Down Conversions        | 0 of 1  | 4 of 6  |
| Red-Zone Scores-Chances        | 2-3     | 2-4     |
| Sacks By: Number-Yards         | 1-11    | 3-13    |
| PAT Kicks                      | 3-3     | 2-2     |
| Field Goals                    | 0-0     | 0-0     |
| Points off turnovers           | 7       | 0       |

# 2020 MISSISSIPPI STATE ROSTER

| No. | Name                 | Pos. | Ht.  | Wt. | Cl.  | Exp. | Hometown (Previous School)                         |
|-----|----------------------|------|------|-----|------|------|--|
| 0   | JaVonta Payton       | WR   | 6-1  | 180 | Sr.  | 1L   | Nashville, Tenn. (Northwest Mississippi CC)        |
| 1   | Martin Emerson       | CB   | 6-2  | 195 | So.  | 1L   | Pensacola, Fla. (Pine Forest)                      |
| 2   | Will Rogers          | QB   | 6-2  | 205 | Fr.  | HS   | Brandon, Miss. (Brandon)                           |
| 2   | Tyrus Wheat          | LB   | 6-2  | 260 | Jr.  | JC   | Amite, La. (Copiah-Lincoln [Miss.] CC)             |
| 3   | Aaron Brule          | LB   | 6-1  | 230 | So.  | 1L   | New Orleans, La. (Archbishop Rummel)               |
| 3   | K.J. Costello        | QB   | 6-5  | 225 | Sr.  | GTR  | Rancho Santa Margarita, Calif. (Stanford)          |
| 4   | Malik Heath          | WR   | 6-3  | 215 | Jr.  | JC   | Jackson, Miss. (Copiah-Lincoln [Miss.] CC)         |
| 4   | Izuchukwu King Ani   | DE   | 6-4  | 255 | RFr. | RS   | Hendersonville, Tenn. (Davidson Academy)           |
| 5   | Osirus Mitchell      | WR   | 6-5  | 210 | Sr.  | 3L   | Sarasota, Fla. (Booker)                            |
| 6   | Jordan Davis         | LB   | 6-4  | 260 | Jr.  | JC   | Memphis, Tenn. (Copiah-Lincoln [Miss.] CC)         |
| 6   | Garrett Shrader      | WR   | 6-4  | 215 | So.  | 1L   | Charlotte, N.C. (Charlotte Christian)              |
| 7   | Marcus Murphy        | S    | 6-1  | 200 | Jr.  | 2L   | West Point, Miss. (West Point)                     |
| 8   | Kylin Hill           | RB   | 5-11 | 210 | Sr.  | 3L   | Columbus, Miss. (Columbus)                         |
| 8   | Brandon Ruiz         | K    | 5-10 | 180 | RJr. | GTR  | Tempe, Ariz. (Arizona State)                       |
| 9   | De'Monte Russell     | LB   | 6-4  | 250 | RFr. | RS   | Jackson, Miss. (Provine)                           |
| 9   | Tyrell Shavers       | WR   | 6-6  | 200 | Jr.  | GTR  | Lewisville, Texas (Alabama)                        |
| 10  | Kareem Walker        | RB   | 6-2  | 220 | Sr.  | SQ   | Irvington, N.J. (Fort Scott [Kan.] CC)             |
| 11  | Geor'quarius Spivey  | WR   | 6-5  | 240 | So.  | 1L   | Monroe, La. (Richwood)                             |
| 12  | Shawn Preston Jr.    | S    | 6-0  | 210 | So.  | 1L   | St. James, La. (St. James)                         |
| 13  | Emmanuel Forbes      | CB   | 6-0  | 180 | Fr.  | HS   | Grenada, Miss. (Grenada)                           |
| 13  | Kyziah Pruitt        | WR   | 5-10 | 205 | RFr. | RS   | Macon, Miss. (Noxubee County)                      |
| 13  | Tyler Williams       | CB   | 6-2  | 175 | Jr.  | 2L   | Oxford, Miss. (Lafayette)                          |
| 14  | Jalen Mayden         | QB   | 6-2  | 220 | So.  | SQ   | Sachse, Texas (Sachse)                             |
| 14  | Nathaniel Watson     | LB   | 6-2  | 250 | So.  | 1L   | Maplesville, Ala. (Maplesville)                    |
| 15  | Jack Harris          | DE   | 6-3  | 250 | RFr. | RS   | Sumrall, Miss. (Oak Grove)                         |
| 16  | Korey Charles        | CB   | 5-10 | 185 | Sr.  | 3L   | Miami, Fla. (North Florida Christian)              |
| 16  | Allan Walters        | QB   | 6-2  | 210 | RSo. | TR   | Chatham, N.J. (Vanderbilt)                         |
| 17  | Caleb Ducking        | WR   | 6-5  | 200 | Jr.  | JC   | Rolling Fork, Miss. (Holmes [Miss.] CC)            |
| 17  | Aaron Odom           | DE   | 6-3  | 275 | Jr.  | 1L   | Jackson, Miss. (Callaway)                          |
| 18  | Cameron Gardner      | WR   | 6-4  | 220 | So.  | 1L   | Starkville, Miss. (Starkville)                     |
| 19  | Collin Duncan        | S    | 6-0  | 205 | So.  | SQ   | Montgomery, Ala. (St. James)                       |
| 19  | Justin Stolberg      | QB   | 6-1  | 190 | RJr. | JC   | Covington, La. (Butler [Kan.] CC)                  |
| 20  | Kyle Cass            | CB   | 6-2  | 195 | Jr.  | JC   | New Orleans, La. (Mississippi Delta CC)            |
| 20  | Trip Wilson          | WR   | 6-2  | 190 | Fr.  | HS   | Tupelo, Miss. (Tupelo)                             |
| 21  | Jo'quavious Marks    | RB   | 5-10 | 195 | Fr.  | HS   | Atlanta, Ga. (Carver)                              |
| 21  | Jaylon Reed          | CB   | 6-0  | 185 | So.  | SQ   | Olive Branch, Miss. (Olive Branch)                 |
| 22  | Nathan Pickering     | DT   | 6-4  | 310 | So.  | 1L   | Mount Olive, Miss. (Seminary)                      |
| 22  | Lee Witherspoon      | RB   | 5-10 | 195 | So.  | 1L   | Birmingham, Ala. (North Jackson)                   |
| 23  | Dillon Johnson       | RB   | 6-0  | 215 | Fr.  | HS   | Greenville, Miss. (Saint Joseph)                   |
| 23  | J.P. Purvis          | S    | 6-1  | 220 | RFr. | RS   | Pelahatchie, Miss. (Pelahatchie Attendance Center) |
| 24  | Christian Ford       | WR   | 5-11 | 170 | So.  | JC   | Atlanta, Ga. (Iowa Central CC)                     |
| 24  | Dylan Lawrence       | S    | 6-4  | 195 | RFr. | RS   | George County, Miss. (George County)               |
| 25  | Somon Anderson       | S    | 6-0  | 200 | Jr.  | SQ   | New Orleans, La. (Brother Martin)                  |
| 25  | Brad Cumbest         | WR   | 6-5  | 245 | So.  | 1L   | Hurley, Miss. (East Central)                       |
| 26  | Aadreekis Conner     | S    | 6-2  | 210 | Jr.  | 1L   | Port Gibson, Miss. (Port Gibson)                   |
| 27  | Esaiaas Furdge       | CB   | 6-0  | 185 | So.  | SQ   | Clarksdale, Miss. (Clarksdale)                     |
| 28  | Londyn Craft         | S    | 6-0  | 200 | Jr.  | SQ   | Rio Rancho, N.M. (IMG Academy)                     |
| 29  | C.J. Morgan          | S    | 6-0  | 200 | Sr.  | 3L   | Bossier City, La. (Parkway)                        |
| 30  | Decameron Richardson | CB   | 6-2  | 180 | Fr.  | HS   | Cullen, La. (Bossier)                              |
| 31  | Malik Sanders        | CB   | 5-11 | 165 | Jr.  | SQ   | Greenville, Miss. (Northwest Mississippi CC)       |
| 31  | Jaden Walley         | WR   | 6-0  | 180 | Fr.  | HS   | D'Iberville, Miss. (D'Iberville)                   |
| 32  | J.J. Jernighan       | RB   | 5-11 | 205 | Jr.  | JC   | Amory, Miss. (Copiah-Lincoln [Miss.] CC)           |
| 32  | Cam Threatt          | CB   | 6-0  | 165 | Fr.  | HS   | Lewisburg, Miss. (Lewisburg)                       |
| 33  | Omni Wells           | RB   | 5-10 | 195 | Jr.  | JC   | Moss Point, Miss. (Mississippi Gulf Coast CC)      |
| 34  | Sherman Timbs        | DE   | 6-2  | 270 | Jr.  | 1L   | Indianola, Miss. (Indianola Academy)               |
| 35  | Landon Guidry        | S    | 6-0  | 195 | Jr.  | 2L   | Spring Hill, Tenn. (Independence)                  |
| 36  | Janari Dean          | S    | 5-11 | 190 | Fr.  | HS   | Batesville, Miss. (South Panola)                   |
| 36  | Jay Jimison          | CB   | 6-0  | 195 | Jr.  | RS   | Forest, Miss. (Copiah-Lincoln [Miss.] CC)          |
| 37  | Tucker Day           | P    | 6-0  | 210 | Jr.  | 2L   | Brentwood, Tenn. (Brentwood)                       |
| 37  | Haze Greer           | WR   | 6-3  | 210 | RFr. | RS   | Centreville, Miss. (Centreville Academy)           |
| 38  | Fred Peters          | S    | 5-10 | 210 | Sr.  | 1L   | Columbia, Miss. (Jones College)                    |
| 39  | Javorrius Selmon     | CB   | 5-10 | 185 | Fr.  | HS   | Jackson, Miss. (Provine)                           |
| 40  | Erroll Thompson      | LB   | 6-1  | 250 | Sr.  | 3L   | Florence, Ala. (Florence)                          |

# 2020 MISSISSIPPI STATE ROSTER

| No. | Name               | Pos. | Ht.  | Wt. | Cl.  | Exp. | Hometown (Previous School)                         |
|-----|--------------------|------|------|-----|------|------|--|
| 41  | Colby Cox          | LS   | 6-1  | 240 | Fr.  | HS   | Woodstock, Ga. (Woodstock)                         |
| 41  | Cody Swanson       | S    | 6-0  | 190 | RFr. | RS   | Madison, Miss. (Madison-Ridgeland Academy)         |
| 42  | Marquiss Spencer   | DE   | 6-4  | 300 | Sr.  | 3L   | Greenwood, Miss. (Greenwood)                       |
| 43  | Paul Blackwell     | LS   | 5-10 | 205 | Sr.  | 1L   | Pascagoula, Miss. (Resurrection Catholic)          |
| 44  | Jett Johnson       | LB   | 6-2  | 235 | So.  | SQ   | Tupelo, Miss. (Tupelo)                             |
| 45  | Devon Robinson     | DT   | 6-4  | 300 | So.  | SQ   | Memphis, Tenn. (Whitehaven)                        |
| 46  | Jamari Stewart     | DE   | 6-4  | 200 | Fr.  | HS   | Fort Pierce, Fla. (Centennial)                     |
| 47  | Jace Christmann    | K    | 6-0  | 195 | Sr.  | 3L   | Houston, Texas (Memorial)                          |
| 47  | Camp Tice          | WR   | 6-4  | 195 | RFr. | RS   | Hattiesburg, Miss. (Presbyterian Christian School) |
| 48  | Scott Goodman      | K    | 5-10 | 200 | Jr.  | 2L   | Brandon, Miss. (Brandon)                           |
| 49  | Aidan Martin       | K    | 6-1  | 215 | Fr.  | HS   | Houston, Texas (Klein Cain)                        |
| 50  | Tre Lawson         | DE   | 6-5  | 265 | Jr.  | JC   | North Augusta, S.C. (Mississippi Gulf Coast CC)    |
| 51  | Reed Buys          | OL   | 6-4  | 285 | So.  | JC   | Vicksburg, Miss. (Jones College)                   |
| 51  | R.J. Jennings      | LB   | 6-0  | 235 | Sr.  | 1L   | Birmingham, Ala. (Briarwood Christian)             |
| 52  | Grant Jackson      | OL   | 6-6  | 325 | Fr.  | HS   | Brookhaven, Miss. (West Lincoln)                   |
| 52  | Kobe Jones         | DE   | 6-4  | 260 | Sr.  | 2L   | Starkville, Miss. (Starkville)                     |
| 53  | Joseph Garner      | LB   | 6-3  | 220 | So.  | SQ   | Ridgeland, Miss. (St. Andrew's Episcopal)          |
| 54  | Rodney Groce Jr.   | LB   | 6-2  | 245 | Fr.  | HS   | Pleasant Grove, Ala. (Pleasant Grove)              |
| 55  | Greg Eiland        | OL   | 6-8  | 335 | Sr.  | 3L   | Philadelphia, Miss. (Philadelphia)                 |
| 56  | Dareuan Parker     | OL   | 6-4  | 355 | Sr.  | 3L   | Olive Branch, Miss. (DeSoto Central)               |
| 57  | John Garner        | LB   | 6-4  | 225 | So.  | SQ   | Ridgeland, Miss. (St. Andrew's Episcopal)          |
| 57  | Cole Smith         | OL   | 6-3  | 305 | So.  | SQ   | Pontotoc, Miss. (LSU)                              |
| 58  | Kameron Jones      | OL   | 6-5  | 305 | So.  | SQ   | Starkville, Miss. (Starkville)                     |
| 60  | William Ryland     | OL   | 6-2  | 275 | RFr. | RS   | Fairhope, Ala. (Fairhope)                          |
| 62  | Matt Stanic        | OL   | 6-4  | 345 | Sr.  | SQ   | Madison, Miss. (Madison Central)                   |
| 63  | LaQuinston Sharp   | OL   | 6-3  | 300 | Sr.  | 1L   | Columbus, Miss. (East Mississippi CC)              |
| 65  | JT Zakkak          | OL   | 6-3  | 285 | Fr.  | HS   | Gulfport, Miss. (Gulfport)                         |
| 67  | Charles Cross      | OL   | 6-5  | 290 | RFr. | RS   | Laurel, Miss. (Laurel)                             |
| 68  | Hayes Hammond      | LS   | 5-10 | 190 | Fr.  | HS   | Tupelo, Miss. (Tupelo)                             |
| 69  | Kwatrivous Johnson | OL   | 6-7  | 315 | So.  | SQ   | Greenwood, Miss. (Greenwood)                       |
| 70  | Ramble Johnson     | OL   | 6-4  | 275 | Jr.  | JC   | Purvis, Miss. (Northwest Mississippi CC)           |
| 71  | James Jackson      | OL   | 6-3  | 330 | Jr.  | 2L   | Pascagoula, Miss. (Pascagoula)                     |
| 72  | Brandon Cunningham | OL   | 6-4  | 300 | RFr. | RS   | St. Martin, Miss. (St. Martin)                     |
| 74  | Nick Pendley       | OL   | 6-4  | 315 | RFr. | RS   | Canton, Ga. (Creekview)                            |
| 75  | Calvin McMillian   | OL   | 6-5  | 325 | Fr.  | HS   | Houston, Miss. (Houston)                           |
| 78  | Scott Lashley      | OL   | 6-7  | 315 | Sr.  | GTR  | West Point, Miss. (Alabama)                        |
| 80  | Jay Banks          | WR   | 6-2  | 225 | Sr.  | TR   | Olive Branch, Miss. (Louisville)                   |
| 81  | Lideatrick Griffin | WR   | 5-10 | 175 | Fr.  | HS   | Philadelphia, Miss. (Philadelphia)                 |
| 82  | Rufus Harvey       | WR   | 5-10 | 160 | Fr.  | HS   | Starkville, Miss. (Starkville)                     |
| 83  | Quinton Torbor     | WR   | 6-1  | 195 | RFr. | RS   | Destrehan, La. (Destrehan)                         |
| 84  | Dontea Jones       | WR   | 6-4  | 230 | Sr.  | 3L   | McCool, Miss. (Jireh [N.C.] Prep)                  |
| 85  | Austin Williams    | WR   | 6-3  | 200 | Jr.  | 2L   | Ocean Springs, Miss. (Ocean Springs)               |
| 86  | Jordon Hoyer       | WR   | 6-0  | 200 | RJr. | RS   | Fairburn, Ga. (Creskide)                           |
| 87  | Bo Brooks          | WR   | 6-1  | 185 | So.  | JC   | Madison, Miss. (Copiah-Lincoln [Miss.] CC)         |
| 88  | Powers Warren      | WR   | 6-3  | 235 | Jr.  | 1L   | Minnetonka, Minn. (Minnetonka Senior)              |
| 89  | Carson Banks       | WR   | 5-10 | 165 | Jr.  | JC   | Brandon, Miss. (Northeast Mississippi CC)          |
| 89  | Brodie King        | WR   | 5-10 | 185 | Jr.  | JC   | Biloxi, Miss. (Jones College)                      |
| 90  | Armondous Cooley   | DT   | 6-2  | 305 | Fr.  | HS   | Shubuta, Miss. (Wayne County)                      |
| 91  | Nolan McCord       | K    | 6-0  | 170 | Fr.  | HS   | Lilburn, Ga. (Parkview)                            |
| 92  | Jevon Banks        | DE   | 6-2  | 285 | Fr.  | HS   | Olive Branch, Miss. (Olive Branch)                 |
| 93  | Cameron Young      | DT   | 6-3  | 320 | So.  | 1L   | Crosby, Miss. (Franklin County)                    |
| 94  | Jaden Crumedy      | DT   | 6-5  | 300 | So.  | 1L   | Hattiesburg, Miss. (Oak Grove)                     |
| 95  | Allen Love         | DT   | 6-2  | 285 | So.  | SQ   | Birmingham, Ala. (Louisville)                      |
| 97  | Reed Bowman        | P    | 6-0  | 200 | Sr.  | SQ   | Magnolia, Texas (Texas Tech)                       |

## PRONUNCIATION GUIDE

|    |                     |                  |    |                   |                |    |                           |                 |
|----|---------------------|------------------|----|-------------------|----------------|----|---------------------------|-----------------|
| 0  | JaVonta Payton      | ja-VON-tay       | 13 | Kyziah Pruitt     | KUH-zeye-uh    | 56 | Dareuan Parker            | DARE-ee-un      |
| 3  | Aaron Brule         | BREW-lay         | 21 | Jo'quavious Marks | jo-QUAY-vee-US | 69 | Kwatrivous Johnson        | Kwa-TRAY-vee-us |
| 4  | Izuchukwu King Ani  | Iz-ooh-choo-kwoo | 27 | Esaias Furdge     | ee-ZAH-yahs    | 77 | Cordavien Suggs           | COR-day-vee-uhn |
| 5  | Osirus Mitchell     | o-SIGH-russ      | 32 | Cam Threatt       | threatt        | 81 | Lideatrick "Tulu" Griffin | TOO-loo         |
| 8  | Brandon Ruiz        | REEZ             | 40 | Erroll Thompson   | AIR-uhl        | 84 | Dontea Jones              | DAH-N-tay       |
| 9  | De'Monte Russell    | DUH-mahn-tay     | 47 | Jace Christmann   | CHRIST-man     |    |                           |                 |
| 11 | Geor'quarius Spivey | ja-QUARE-ee-US   | 55 | Greg Eiland       | island         |    |                           |                 |

TEAM

Defense

|  |  |
|--|--|
| Held opponent to 10 or fewer first downs                 | at Arkansas, 2019 (10)   |
| Held opponent to 0 or fewer yards rushing                | vs. Iowa, 2018 (-15 yds, 20 att.)  |
| Held opponent to 25 or fewer yards rushing               | vs. Iowa, 2018 (-15 yds, 20 att.)  |
| Held opponent to 50 or fewer yards rushing               | vs. Abilene Christian, 2019 (27 yds, 28 att.)  |
| Held opponent to 50 or fewer yards passing               | vs. Charleston Southern, 2017 (15)   |
| Held opponent to 100 or fewer yards passing              | Abilene Christian, 2019 (27 yds, 28 att.)  |
| Held opponent to 100 or fewer yards passing              | vs. Louisiana Tech, 2018 (98)  |
| Held opponent to 100 or fewer yards total offense        | Charleston Southern, 2017 (33)   |
| Held opponent to 200 or fewer yards total offense        | vs. Iowa, 2018 (199)   |
| Held opponent to 250 or fewer yards total offense        | vs. Iowa, 2018 (199)   |
| <b>Held opponent to 300 or fewer yards total offense</b> | <b>Arkansas, 2020 (275)</b>  |
| Recorded six+ takeaways:                                 | at Kentucky, 2007 (6)  |
| Recorded five+ takeaways:                                | Arkansas, 2012 (5)   |
| Intercepted five+ passes                                 | at Memphis, 2002 (5)   |
| Intercepted four+ passes                                 | at Middle Tennessee, 2009 (4)  |
| Intercepted three+ passes                                | vs. Louisville, 2017 (4)   |
| Returned three+ interceptions for TDs:                   | Arkansas State, 1994 (Walt Harris, 41 yards; Jimmy Lipscomb, 28 yards; Dwayne Curry, 29 yards)         |
| Returned two+ interceptions for TDs:                     | Jackson State, 2012 (Darius Slay, 52 yards; Matthew Wells, 22 yards)                                   |
| Returned one interception for a TD:                      | at Arkansas, 2019 (Marcus Murphy, 32 yards)  |
| Two players had 2+ interceptions                         | at Middle Tennessee State, 2009 (Corey Broomfield, 2; Johnthan Banks, 2)                               |
| Returned a fumble for a TD:                              | at Louisiana Tech, 2017 (Jeffery Simmons, 90 yards)  |
| Scored a safety  | Charleston Southern, 2017 (2)  |
| Scored two+ safeties                                     | Charleston Southern, 2017 (2)  |
| Recorded nine+ sacks                                     | at Ole Miss, 1996 (9.0)  |
| Recorded eight+ sacks                                    | Oklahoma State, 1999 (8.0)   |
| <b>Recorded seven+ sacks</b>                             | <b>at LSU, 2020 (7.0)</b>  |
| <b>Recorded six+ sacks</b>                               | <b>at LSU, 2020 (7.0)</b>  |
| <b>Recorded five+ sacks</b>                              | <b>at LSU, 2020 (7.0)</b>  |
| Did not record a sack                                    | at Arkansas, 2019  |
| Recorded 10+ tackles for loss                            | vs. Louisville, 2019 (12)  |
| Had four players record 10+ tackles                      | Texas A&M, 2012 (Benardrick McKinney, 14; Cameron Lawrence, 13; Nickoe Whitley, 12; Matthew Wells, 10) |
| <b>Had three players record 10+ tackles</b>              | <b>at LSU, 2020 (Shawn Preston Jr., 11; Aaron Brule, 10; Erroll Thompson, 10)</b>                      |
| <b>Had two players record 10+ tackles</b>                | <b>at LSU, 2020 (Shawn Preston Jr., 11; Aaron Brule, 10; Erroll Thompson, 10)</b>                      |

Passing

|                                 |                             |
|---------------------------------|-----------------------------|
| <b>Had 500+ yards passing</b>   | <b>at LSU, 2020 (623)</b>   |
| <b>Had 450+ yards passing</b>   | <b>at LSU, 2020 (623)</b>   |
| <b>Had 400+ yards passing</b>   | <b>Arkansas, 2020 (400)</b> |
| <b>Had 300+ yards passing</b>   | <b>Arkansas, 2020 (400)</b> |
| <b>Had 60+ pass attempts</b>    | <b>Arkansas, 2020 (60)</b>  |
| <b>Had 50+ pass attempts</b>    | <b>Arkansas, 2020 (60)</b>  |
| <b>Had 40+ pass attempts</b>    | <b>Arkansas, 2020 (60)</b>  |
| <b>Had 30+ pass attempts</b>    | <b>Arkansas, 2020 (60)</b>  |
| <b>Had 40+ pass completions</b> | <b>Arkansas, 2020 (43)</b>  |
| <b>Had 35+ pass completions</b> | <b>Arkansas, 2020 (43)</b>  |
| <b>Had 30+ pass completions</b> | <b>Arkansas, 2020 (43)</b>  |
| <b>Had 25+ pass completions</b> | <b>Arkansas, 2020 (43)</b>  |
| <b>Had 20+ pass completions</b> | <b>Arkansas, 2020 (43)</b>  |
| <b>Had five+ passing TDs</b>    | <b>at LSU, 2020 (5)</b>     |
| <b>Had four+ passing TDs</b>    | <b>at LSU, 2020 (5)</b>     |
| <b>Had three+ passing TDs</b>   | <b>at LSU, 2020 (5)</b>     |

Rushing

|   |   |
|---|---|
| Had 400+ yards rushing                    | at Arkansas, 2019 (460)   |
| Had 300+ yards rushing                    | Abilene Christian, 2019 (372)   |
| Had 250+ yards rushing                    | Abilene Christian, 2019 (372)   |
| Had 70+ rushing attempts                  | Arkansas, 2010 (70)   |
| Had 60+ rushing attempts                  | Ole Miss, 2017 (62)   |
| Had 50+ rushing attempts                  | at Arkansas, 2019 (57)  |
| Had seven+ rushing TDs                    | Middle Tennessee State, 2010 (7)                                      |
| Had six+ rushing TDs                      | Louisiana, 2018 (6)   |
| Had five+ rushing TDs                     | Louisiana, 2018 (6)   |
| Had four+ rushing TDs                     | at Arkansas, 2019 (4)   |
| Had three+ rushing TDs                    | Ole Miss, 2019 (3)  |
| Had two+ players with 100 yards rushing   | at Arkansas, 2019 (Kylin Hill, 234; Nick Gibson, 129)                 |
| Had three+ players with 100 yards rushing | ULM, 1996 (Tony Buckhalter, 119; Nakia Greer, 110; Robert Isaac, 103) |

Receiving

|  |  |
|--|--|
| <b>Had two players with 100+ yards receiving</b>   | <b>at LSU, 2020 (Kylin Hill, 158; Osirus Mitchell, 183; JaVonta Payton, 122)</b> |
| <b>Had three players with 100+ yards receiving</b> | <b>at LSU, 2020 (Kylin Hill, 158; Osirus Mitchell, 183; JaVonta Payton, 122)</b> |
| <b>Had 10+ different receivers catch a pass</b>    | <b>at LSU, 2020 (10)</b>   |
| <b>Had eight+ different receivers catch a pass</b> | <b>Arkansas, 2020 (9)</b>  |

Total Offense/Scoring

|  |   |
|--|---|
| <b>Had 600+ yards total offense</b>                  | <b>at LSU, 2020 (632)</b>   |
| <b>Had 550+ yards total offense</b>                  | <b>at LSU, 2020 (632)</b>   |
| <b>Had 500+ yards total offense</b>                  | <b>at LSU, 2020 (632)</b>   |
| <b>Had 400+ yards total offense</b>                  | <b>Arkansas, 2020 (400)</b>   |
| <b>Had 85+ plays total offense</b>                   | <b>Arkansas, 2020 (84)</b>  |
| <b>Had 80+ plays total offense</b>                   | <b>Arkansas, 2020 (84)</b>  |
| <b>Had 75+ plays total offense</b>                   | <b>Arkansas, 2020 (84)</b>  |
| Had 40 minutes+ of possession time:                  | at Arkansas, 2019 (40:09)   |
| <b>Had 35 minutes+ of possession time:</b>           | <b>Arkansas, 2020 (36:20)</b>   |
| Had 30+ first downs:                                 | BYU, 2017 (35)  |
| <b>Had 20+ first downs:</b>                          | <b>Arkansas, 2020 (24)</b>  |
| Scored 60+ points                                    | Stephen F. Austin, 2018 (63)  |
| Scored 50+ points                                    | at Arkansas, 2019 (54)  |
| <b>Scored 40+ points</b>                             | <b>at LSU, 2020 (44)</b>  |
| <b>Scored 30+ points</b>                             | <b>at LSU, 2020 (44)</b>  |
| Scored a two-point conversion passing                | Arkansas, 2016 (Nick Fitzgerald to Fred Ross)                                       |
| Scored a two-point conversion rushing                | Ole Miss, 2017 (Keytaon Thompson rush)  |
| Attempted a two-point conversion                     | at Texas A&M, 2019 (pass unsuccessful)  |
| Was held scoreless                                   | at Alabama, 2018 (0-24)   |
| Was held scoreless at Scott Field                    | LSU, 2007 (0-45)  |
| Was held scoreless on the road                       | at Alabama, 2018 (0-24)   |
| Was held scoreless at a neutral site                 | vs. Florida, 1989 (0-21)  |
| Allowed 60+ points                                   | South Carolina, 1995 (65)   |
| Allowed 50+ points                                   | at Auburn, 2019 (56)  |
| Allowed 40+ points                                   | at Texas A&M, 2019 (49)   |
| <b>Allowed 30+ points</b>                            | <b>at LSU, 2020 (34)</b>  |
| Held opponent scoreless                              | Charleston Southern, 2017 (49-0)  |
| Held opponent scoreless at Scott Field               | Charleston Southern, 2017 (49-0)  |
| Held opponent scoreless on the road                  | at South Carolina, 1998 (38-0)  |
| Held opponent scoreless at neutral site              | vs. Kansas, 1981 (10-0)   |
| Held two opponents scoreless in one season           | 2014 (Southern Miss, 49-0; Vanderbilt, 51-0)  |
| Held three opponents scoreless in one season         | 1963 (Samford, 43-0; at Tennessee, 7-0; Houston, 20-0)                              |
| Held an SEC opponent scoreless                       | Vanderbilt, 2014 (51-0)   |
| Held two SEC opponents scoreless in one season       | 1998 (Vanderbilt, 42-0; at South Carolina, 38-0)                                    |
| Held opponent without a touchdown                    | at Ole Miss, 2018 (35-3)  |
| Held opponent without an offensive touchdown         | at Ole Miss, 2018 (35-3)  |
| Had 20+ penalties:                                   | vs. Clemson, 1999 (21)  |
| Had 10+ penalties:                                   | LSU, 2019 (13)  |
| Had 100+ yards in penalties:                         | LSU, 2019 (109)   |
| Had 300-yard passer and 100-yard rusher in a game:   | BYU, 2001 (Kevin Fant 346 pass & Dizenzo Miller 119 rush)                           |
| Had 100-yard receiver and 100-yard rusher in a game: | Stephen F. Austin, 2018 (Osirus Mitchell 114 receiving & Keytaon Thompson 109 rush) |

Turnovers

|                               |                                      |
|-------------------------------|--------------------------------------|
| Committed eight+ turnovers    | at Arkansas, 2003 (8)                |
| Committed seven+ turnovers    | LSU, 2007 (7)                        |
| Committed five+ turnovers     | Arkansas, 2020 (5; 3 INT, 2 Fumbles) |
| Had five+ fumbles             | Georgia Tech, 2009 (5)               |
| Lost four+ fumbles            | Georgia Tech, 2009 (4)               |
| Lost three+ fumbles           | Ole Miss, 2017 (3)                   |
| Had four+ passes intercepted  | at LSU, 2018 (4)                     |
| Had three+ passes intercepted | Arkansas, 2020 (3)                   |
| Did not commit a turnover     | Southern Miss, 2019 (0)              |
| Did not cause a turnover      | Alabama, 2019 (0)                    |

Special Teams

|                                  |   |
|----------------------------------|---|
| Returned a punt for a TD         | UMass, 2017 (Dedrick Thomas - 82)                   |
| Returned a blocked punt for a TD | at Louisiana Tech, 2017 (Jeffery Simmons - 90)      |
| Returned a kickoff for a TD      | at Southern Miss, 2015 (Brandon Holloway - 100)     |
| Returned a blocked FG for a TD   | Southern Miss, 2014 (Jay Hughes - 70)               |
| Returned a blocked PAT kick      | vs. Texas A&M, 2000 (Julius Griffith)               |
| Blocked three punt               | LSU, 1999 (Robert Bean, Eugene Clinton, Rob Knight) |
| Blocked two punts                | LSU, 1999 (Robert Bean, Eugene Clinton, Rob Knight) |
| Blocked one punts                | at Louisiana Tech, 2017 (Jeffery Simmons)           |
| Blocked a field goal             | vs. Miami (Ohio), 2016 (Nelson Adams)               |
| Blocked a PAT kick               | vs. Miami (Ohio), 2016 (Johnathan Calvin)           |
| Punted 10+ times                 | at Ole Miss, 2008 (10)                              |
| Did not punt                     | Troy, 2013  |
| Had a punt blocked               | at Texas A&M, 2017                                  |
| Had a field goal blocked         | at Arkansas, 2013 (Devon Bell; 28-yard attempt)     |
| Had a kicking PAT blocked        | at Louisiana Tech, 2017                             |
| Missed a kicking PAT             | at Auburn, 2019                                     |
| Recovered an onside kick         | at Texas A&M, 2017                                  |

INDIVIDUAL

Defense

|   |   |
|---|---|
| Intercepted three+ passes:                  | Mark McLaurin; vs. Louisville, 2017 (3)           |
| Intercepted two+ passes:                    | Mark McLaurin; vs. Louisville, 2017 (3)           |
| Recovered two+ fumbles:                     | Leo Lewis; at Auburn, 2019 (2)                    |
| Forced two+ fumbles:                        | Tim Washington; at Auburn, 2019 (2)               |
| Recorded five+ sacks:                       | Greg Favors; at Ole Miss, 1996 (5.5)              |
| Recorded three+ sacks:                      | Montez Sweat; Auburn, 2018 (3.0)                  |
| Recorded two+ sacks:                        | Marquiss Spencer; at LSU, 2020 (2.0)              |
| Recorded five+ tackles for loss:            | Deljuan Robinson; Auburn, 2006 (5.0)              |
| Recorded three+ tackles for loss            | Kobe Jones; vs. Louisville, 2019 (3.5)            |
| Recorded 20+ tackles:                       | Mario Haggan; Arkansas, 2000 (20)                 |
| Recorded 10+ tackles:                       | Erroll Thompson; Arkansas, 2020 (13)              |
| Recorded 10+ tackles in back-to-back games: | Erroll Thompson, 2020; at LSU (10), Arkansas (13) |
| Returned an interception for a touchdown:   | Marcus Murphy; at Arkansas, 2019 (1)              |

Passing

|                                |   |
|--------------------------------|---|
| Passed for 600+ yards:         | K.J. Costello; at LSU, 2020 (623)                         |
| Passed for 500+ yards:         | K.J. Costello; at LSU, 2020 (623)                         |
| Passed for 400+ yards:         | K.J. Costello; at LSU, 2020 (623)                         |
| Passed for 300+ yards:         | K.J. Costello; Arkansas, 2020 (313)                       |
| Attempted 60+ passes           | K.J. Costello; at LSU, 2020 (60)                          |
| Attempted 50+ Passes           | K.J. Costello; Arkansas, 2020 (59)                        |
| Attempted 40+ passes:          | K.J. Costello; Arkansas, 2020 (59)                        |
| Attempted 30+ passes:          | K.J. Costello; Arkansas, 2020 (59)                        |
| Completed 40+ passes           | K.J. Costello; Arkansas, 2020 (43)                        |
| Completed 30+ passes           | K.J. Costello; Arkansas, 2020 (43)                        |
| Completed 20+ passes:          | K.J. Costello; Arkansas, 2020 (43)                        |
| Threw five+ touchdown passes:  | K.J. Costello; at LSU, 2020 (5)                           |
| Threw four+ touchdown passes:  | K.J. Costello; at LSU, 2020 (5)                           |
| Threw three+ touchdown passes: | K.J. Costello; at LSU, 2020 (5)                           |
| Threw five+ interceptions:     | Michael Henig; LSU, 2007 (6)                              |
| Threw four+ interceptions:     | Nick Fitzgerald; at LSU, 2018 (4)                         |
| Threw three+ interceptions:    | K.J. Costello; Arkansas, 2020 (3)                         |
| Completed pass for 90+ yards:  | Kevin Fant to Terrell Grindle; Kentucky, 2002 (91)        |
| Completed pass for 80+ yards:  | Tommy Stevens to Kylin Hill; Abilene Christian, 2019 (88) |
| Completed pass for 70+ yards:  | K.J. Costello to Kylin Hill; at LSU, 2020 (75)            |
| Completed pass for 60+ yards:  | K.J. Costello to Kylin Hill; at LSU, 2020 (75)            |
| Completed pass for 50+ yards:  | K.J. Costello to Kylin Hill; at LSU, 2020 (75)            |

Rushing

|                               |   |
|-------------------------------|---|
| Rushed 40+ times:             | Michael Davis; Ole Miss, 1993 (40)        |
| Rushed 35+ times:             | James Johnson; Alabama, 1998 (36)         |
| Rushed 30+ times:             | Vick Ballard; Arkansas, 2010 (33)         |
| Rushed for 250+ yards:        | Nick Fitzgerald; at Ole Miss, 2016 (258)  |
| Rushed for 200+ yards:        | Kylin Hill; at Arkansas, 2019 (234)       |
| Rushed for 150+ yards:        | Kylin Hill; Abilene Christian, 2019 (153) |
| Rushed for 100+ yards:        | Kylin Hill; Ole Miss, 2019 (132)          |
| Rushed for 100+ yards (QB):   | Garrett Shrader; Kentucky, 2019 (125)     |
| Rushed for four+ touchdowns:  | Nick Fitzgerald; Louisiana, 2018 (4)      |
| Rushed for three+ touchdowns: | Kylin Hill; at Arkansas, 2019 (3)         |
| Rushed for two+ touchdowns:   | Garrett Shrader; Ole Miss, 2019 (2)       |
| Had a run of 80+ yards:       | James Johnson; at Alabama, 1997 (83)      |
| Had a run of 70+ yards:       | Nick Fitzgerald; Texas A&M, 2018 (76)     |
| Had a run of 60+ yards:       | Kylin Hill; at Arkansas, 2019 (62)        |
| Had a run of 50+ yards:       | Kylin Hill; at Arkansas, 2019 (62)        |

Receiving

|                           |   |
|---------------------------|---|
| Caught 15+ passes:        | Eric Moulds; at Tennessee, 1995 (15)  |
| Caught 10+ passes:        | Jo'quavious Marks; Arkansas, 2020 (10)                                      |
| Had 200+ yards receiving: | Donald Gray; Samford, 2016 (207)  |
| Had 150+ yards receiving: | Osirus Mitchell; at LSU, 2020 (183)   |
| Had 100+ yards receiving: | Kylin Hill (158), Osirus Mitchell (183), JaVonta Payton (122); at LSU, 2020 |
| Caught three+ TD passes:  | Donald Gray; Samford, 2016 (3)  |
| Caught two+ TD passes:    | Osirus Mitchell; at LSU, 2020 (2)   |



## Total Offense/Scoring

|   |  |
|---|--|
| <b>Had 550+ yards total offense:</b>      | <b>K.J. Costello; at LSU, 2020 (585)</b>                     |
| <b>Had 500+ yards total offense:</b>      | <b>K.J. Costello; at LSU, 2020 (585)</b>                     |
| <b>Had 400+ yards total offense:</b>      | <b>K.J. Costello; at LSU, 2020 (585)</b>                     |
| <b>Had 300+ yards total offense:</b>      | <b>K.J. Costello; Arkansas, 2020 (317)</b>                   |
| Had both 100 yards passing and rushing:   | Garrett Shrader; Kentucky, 2019 (125 rush, 180 pass)         |
| Scored four+ touchdowns:                  | Nick Fitzgerald; Louisiana, 2018 (4 rush)                    |
| Scored three+ touchdowns:                 | Kylin Hill; at Arkansas, 2019 (3 rush)                       |
| <b>Scored two+ touchdowns:</b>            | <b>Osirus Mitchell; at LSU, 2020 (2 receiving)</b>           |
| <b>Five+ touchdowns responsible for:</b>  | <b>K.J. Costello; at LSU, 2020 (5 pass)</b>                  |
| <b>Four+ touchdowns responsible for:</b>  | <b>K.J. Costello; at LSU, 2020 (5 pass)</b>                  |
| <b>Three+ touchdowns responsible for:</b> | <b>K.J. Costello; at LSU, 2020 (5 pass)</b>                  |
| Scored two+ non-offensive TDs:            | Jeffery Simmons (FR & blocked punt); at Louisiana Tech, 2017 |

## Special Teams

|   |   |
|---|---|
| <b>Scored 10+ points kicking:</b>       | <b>Brandon Ruiz; at LSU, 2020 (14)</b>        |
| Attempted five+ field goals:            | Derek DePasquale; UAB, 2010 (5-for-5)         |
| Attempted four+ field goals:            | Derek DePasquale; UAB, 2010 (5-for-5)         |
| <b>Attempted three+ field goals:</b>    | <b>Brandon Ruiz; at LSU, 2020 (3-for-3)</b>   |
| Made one field goal of 50+ yards        | Jace Christmann; at Tennessee, 2019 (51)      |
| Attempted two field goals of 50+ yards: | Brian Hazelwood; Memphis, 1997 (51, 53)       |
| Attempted one field goal of 50+ yards:  | Jace Christmann; at Tennessee, 2019 (51)      |
| Kicked a punt of 70+ yards:             | Tucker Day; LSU, 2019 (70)                    |
| Kicked a punt of 60+ yards:             | Tucker Day; LSU, 2019 (70)                    |
| Punted 10+ times:                       | Blake McAdams; at Ole Miss, 2008 (12)         |
| Totaled 175+ kickoff return yards:      | Jameon Lewis; at Ole Miss, 2012 (183, 5 ret.) |
| Totaled 150+ kickoff return yards:      | Jameon Lewis; at Ole Miss, 2012 (183, 5 ret.) |
| Totaled 100+ kickoff return yards:      | Keith Mixon; Arkansas, 2016 (106, 5 ret.)     |

## THE LAST TIME AN OPPONENT...

### TEAM

#### Defense

|  |                                    |
|--|------------------------------------|
| Held MSU to 10 or fewer first downs:                   | Alabama, 2018 (7)                  |
| Recorded 10+ sacks:                                    | Ole Miss, 2008 (11)                |
| Recorded seven+ sacks:                                 | Tennessee, 2019 (7)                |
| Scored a safety:                                       | Texas A&M, 2013                    |
| Scored two safeties:                                   | Florida, 2005                      |
| <b>Held MSU to 25 or fewer yards rushing:</b>          | <b>LSU, 2020 (9)</b>               |
| Held MSU to 100 or fewer yards passing:                | Auburn, 2018 (69)                  |
| Held MSU to 50 or fewer yards passing:                 | Florida, 2010 (33)                 |
| Held MSU to 300 or less yards total offense:           | Alabama, 2019 (270)                |
| Held MSU to 200 or less yards total offense:           | Alabama, 2018 (184)                |
| Held MSU to 100 or fewer yards both rushing & passing: | Ole Miss, 2008 (-51 rush, 88 pass) |

#### Passing

|                                  |                           |
|----------------------------------|---------------------------|
| Had 400+ yards passing:          | Samford, 2016 (468)       |
| <b>Had 300+ yards passing:</b>   | <b>at LSU, 2020 (345)</b> |
| Had 60+ pass attempts:           | Samford, 2016 (70)        |
| Had 50+ pass attempts:           | Samford, 2016 (70)        |
| <b>Had 40+ pass attempts:</b>    | <b>at LSU, 2020 (46)</b>  |
| Had 40+ pass completions:        | Samford, 2016 (42)        |
| Had 30+ pass completions:        | Alabama, 2016 (31)        |
| <b>Had 20+ pass completions:</b> | <b>at LSU, 2020 (27)</b>  |
| Had five+ passing TDs:           | Alabama, 2016 (5)         |
| Had four+ passing TDs:           | LSU, 2019 (4)             |
| <b>Had three+ passing TDs:</b>   | <b>at LSU, 2020 (3)</b>   |

#### Rushing

|   |   |
|---|---|
| Had 400+ yards rushing:                 | Georgia Tech, 2014 (452)                  |
| Had 300+ yards rushing:                 | Arkansas, 2016 (357)                      |
| Had 200+ yards rushing:                 | at Texas A&M, 2019 (207)                  |
| Had 70+ rushing attempts:               | Oklahoma State, 1998 (71)                 |
| Had 60+ rushing attempts:               | Georgia Tech, 2014 (61)                   |
| Had 50+ rushing attempts:               | Auburn, 2016 (58)                         |
| Had 40+ rushing attempts:               | Louisville, 2019 (44)                     |
| Had six+ rushing TDs:                   | Auburn, 2019 (6)                          |
| Had five+ rushing TDs:                  | Auburn, 2019 (6)                          |
| Had four+ rushing TDs:                  | Texas A&M, 2019 (4)                       |
| Had two players with 100 yards rushing: | Arkansas, 2016 (Williams 205, Whaley 112) |

#### Receiving

|   |   |
|---|---|
| Had two players with 100 yards receiving in a game: | Samford, 2016 (Karelc Hamilton 213 and Kelvin McKnight 115) |
| Had four+ players catch five+ passes:               | Arkansas, 2015 (5)  |
| Had three+ players catch five+ passes:              | Ole Miss, 2016 (3)  |
| Had 12+ players catch a pass                        | Florida, 2018 (12)  |
| <b>Had eight+ players catch a pass</b>              | <b>at LSU, 2020 (9)</b>                                     |

## Total Offense/Scoring

|   |  |
|---|--|
| Had 600+ yards total offense:                       | Arkansas, 2016 (661)   |
| Had 500+ yards total offense:                       | Louisville, 2019 (510)   |
| Had 400+ yards total offense:                       | LSU, 2020 (425)  |
| Had 80+ plays total offense:                        | LSU, 2020 (84)   |
| Had 70+ plays total offense:                        | LSU, 2020 (84)   |
| Scored 60+ points:                                  | South Carolina, 1995 (65)  |
| Scored 50+ points:                                  | Auburn, 2019 (56)  |
| Scored 40+ points:                                  | Auburn, 2019 (56)  |
| Scored 30+ points:                                  | LSU, 2020 (34)   |
| Scored a two-point conversion rushing:              | Southern Miss, 2019 (pass)   |
| Failed on a two-point conversion attempt            | Arkansas, 2016   |
| Had 30+ first downs:                                | Ole Miss, 2016 (31)  |
| Had 10+ penalties:                                  | Florida, 2018 (11)   |
| Had 100+ yards in penalties:                        | LSU, 2017 (112)  |
| Had 35 minutes+ of possession time:                 | Louisiana Tech, 2017 (36:08)   |
| Had two 100-yard rushers and one 100-yard receiver: | Georgia Tech, 2014 (Days 171 rush, Thomas 121 rush, Waller 114 rec.) |
| Had one 100-yard rusher and one 100-yard receiver:  | Louisville, 2019 (Hawkins 105 rush, Atwell 147 rec.)                 |

## Turnovers

|                                       |                           |
|---------------------------------------|---------------------------|
| Had five+ fumbles:                    | Ole Miss, 2011 (6)        |
| Had four+ fumbles lost:               | LSU, 2004 (4)             |
| Had three+ fumbles lost:              | Auburn, 2019 (3)          |
| Committed five+ turnovers:            | Arkansas, 2012 (5)        |
| Did not commit a turnover:            | Alabama, 2019             |
| Intercepted five+ MSU passes:         | LSU, 2010 (5)             |
| Intercepted four+ MSU passes:         | LSU, 2018 (4)             |
| <b>Intercepted three+ MSU passes:</b> | <b>Arkansas, 2020 (3)</b> |

|   |   |
|---|---|
| <b>Returned an interception for a TD:</b> | <b>Arkansas, 2020 (Greg Brooks Jr., 69 yards)</b>   |
| Returned a fumble for a TD:               | Louisville, 2019 (Khane Pass 31-yd fumble recovery) |

## Special Teams

|                                   |  |
|-----------------------------------|--|
| Returned a punt for a TD:         | Texas A&M, 2016 (Christian Kirk - 93)    |
| Returned a blocked punt for a TD: | Ole Miss, 2013 (Terrell Grant - 0)       |
| Returned a kickoff for a TD:      | Kansas State, 2019 (Malik Knowles - 100) |
| Punted 10+ times:                 | Vanderbilt, 2009 (11)                    |
| Did not punt:                     | Arkansas, 2016                           |
| Missed a kicking PAT:             | Ole Miss, 2019                           |
| Missed two kicking PATs:          | Tulane, 2006                             |
| Blocked a field goal:             | Arkansas, 2013                           |
| Blocked a punt:                   | Texas A&M, 2017                          |

# INDIVIDUAL

## Defense

|                                 |                                       |
|---------------------------------|---------------------------------------|
| Intercepted three+ passes:      | Craig Steltz; LSU, 2007 (3)           |
| <b>Intercepted two+ passes:</b> | <b>Joe Foucha; Arkansas, 2020 (2)</b> |
| Recorded three+ sacks:          | Jonathan Allen; Alabama, 2015 (3.0)   |
| Recorded two+ sacks:            | JaCoby Stevens; LSU, 2020 (2.0)       |

## Passing

|                                       |  |
|---------------------------------------|--|
| Passed for 450+ yards:                | Devlin Hodges; Samford, 2016 (468)                       |
| Passed for 400+ yards:                | Devlin Hodges; Samford, 2016 (468)                       |
| <b>Passed for 300+ yards:</b>         | <b>Myles Brennan; LSU, 2020 (345)</b>                    |
| Attempted 60+ passes:                 | Devlin Hodges; Samford, 2016 (69)                        |
| Attempted 50+ passes:                 | Devlin Hodges; Samford, 2016 (69)                        |
| <b>Attempted 40+ passes:</b>          | <b>Myles Brennan; LSU, 2020 (46)</b>                     |
| Completed 40+ passes:                 | Devlin Hodges; Samford, 2016 (42)                        |
| Completed 30+ passes:                 | Devlin Hodges; Samford, 2016 (42)                        |
| <b>Completed 20+ passes:</b>          | <b>Myles Brennan; LSU, 2020 (27)</b>                     |
| Threw five+ touchdown passes:         | Brandon Allen; Arkansas, 2015 (7)                        |
| Threw four+ touchdown passes:         | Joe Burrow; LSU, 2019 (4)                                |
| <b>Threw three+ touchdown passes:</b> | <b>Myles Brennan; LSU, 2020 (3)</b>                      |
| Completed a pass for 80+ yards:       | Jacoby Brissett to Pharoah McKeever; NC State, 2015 (82) |
| Completed a pass for 70+ yards:       | Nate Stanley to Nick Eastley; Iowa, 2018 (75)            |
| Completed a pass for 60+ yards:       | Joe Burrow to Racey McMath; LSU, 2019 (60)               |

## Rushing

|                              |   |
|------------------------------|---|
| Rushed 40+ times:            | Deuce McAllister; Ole Miss, 1998 (40)       |
| Rushed 35+ times:            | Kamryn Pettway; Auburn, 2016 (39)           |
| Rushed for 200+ yards:       | Rawleigh Williams III; Arkansas, 2016 (205) |
| Rushed for 150+ yards:       | Benny Snell; Kentucky, 2018 (165)           |
| Rushed for 100+ yards:       | Javian Hawkins; Louisville, 2019 (105)      |
| Rushed for five+ touchdowns: | Carnell Williams; Auburn, 2003 (6)          |
| Rushed for four+ touchdowns: | Benny Snell; Kentucky, 2018 (4)             |
| Had a run of 80+ yards:      | Marquis Young; UMass, 2016 (83)             |
| Had a run of 70+ yards:      | Lamar Jackson; Louisville, 2017 (75)        |
| Had a run of 60+ yards:      | Lamar Jackson; Louisville, 2017 (75)        |
| Had a run of 50+ yards:      | Rakeem Boyd; Arkansas, 2019 (52)            |

## Receiving

|                                  |   |
|----------------------------------|---|
| Caught 10+ passes:               | Kobe Clark (Abilene Christian), 2019 (11)     |
| <b>Caught seven+ passes:</b>     | <b>Terrace Marshall Jr. (LSU), 2020 (8)</b>   |
| Had 150+ yards receiving:        | A.J. Brown (Ole Miss), 2017 (167)             |
| <b>Had 100+ yards receiving:</b> | <b>Terrace Marshall Jr. (LSU), 2020 (122)</b> |
| Caught three+ TD passes:         | ArDarius Stewart (Alabama), 2016 (3)          |
| <b>Caught two+ TD passes:</b>    | <b>Terrace Marshall Jr. (LSU), 2020 (2)</b>   |

## Total Offense/Scoring

|   |   |
|---|---|
| Had 500+ yards total offense:           | Devlin Hodges; Samford, 2016 (513)                  |
| Had 400+ yards total offense:           | Jalen Hurts; Alabama, 2016 (447)                    |
| Had both 100 yards passing and rushing: | Lamar Jackson; Louisville, 2017 (171 pass/158 rush) |
| Seven+ touchdowns responsible for:      | Brandon Allen; Arkansas, 2015 (7 pass)              |
| Six+ touchdowns responsible for:        | Brandon Allen; Arkansas, 2015 (7 pass)              |
| Five+ touchdowns responsible for:       | Kellen Mond; Texas A&M, 2019 (3 pass, 2 rush)       |
| Four+ touchdowns responsible for:       | Najee Harris; Alabama, 2019 (3 rush, 1 catch)       |
| Scored four+ touchdowns:                | Benny Snell; Kentucky, 2018 (4 rush)                |
| Scored three+ touchdowns:               | Najee Harris; Alabama, 2019 (3 rush)                |

## Special Teams

|                                   |                                      |
|-----------------------------------|--------------------------------------|
| <b>Scored 10+ points kicking:</b> | <b>Cade York; LSU, 2020 (10)</b>     |
| Kicked five+ field goals:         | Austin MacGinnis; Kentucky, 2016 (5) |
| Kicked four+ field goals:         | Cole Tracy; LSU, 2018 (4)            |

# SCORING SUMMARY

| Plays               | Yds | Time | Result | Qtr. | Scoring Play                                    |
|---------------------|-----|------|--------|------|---|
| <b>at LSU (8)</b>   |     |      |        |      |   |
| 12                  | 66  | 6:22 | FG     | 1    | Ruiz 35-yard field goal                         |
| 6                   | 75  | 2:00 | TD     | 2    | Shavers 31-yard pass from Costello (Ruiz kick)  |
| 7                   | 75  | 2:53 | TD     | 2    | Mitchell 43-yard pass from Costello (Ruiz kick) |
| 9                   | 69  | 3:10 | FG     | 3    | Ruiz 24-yard field goal                         |
| 1                   | 75  | 0:15 | TD     | 3    | Hill 75-yard pass from Costello (Ruiz kick)     |
| 5                   | 56  | 1:44 | TD     | 4    | Williams, A. pass from Costello (Ruiz kick)     |
| 7                   | 50  | 2:10 | FG     | 4    | Ruiz 43-yard field goal                         |
| 7                   | 71  | 2:36 | TD     | 4    | Mitchell 24-yard pass from Costello (Ruiz kick) |
| <b>Akransas (2)</b> |     |      |        |      |   |
| 15                  | 75  | 7:45 | TD     | 1    | Payton 17-yard pass from Costello (Ruiz kick)   |
| 14                  | 76  | 7:21 | TD     | 3    | Johnson 6-yard run (Ruiz kick)                  |

# SCORING BREAKDOWN

## MISSISSIPPI STATE DRIVES

**Totals:** 10 scoring drives (7 TD, 3 FG)

**Special Teams/Defensive:** None

### LONGEST SCORING DRIVES BY:

|               |        |                       |
|---------------|--------|-----------------------|
| <b>Plays:</b> | 15     | Arkansas (10/3)       |
|               | 14     | Arkansas (10/3)       |
| <b>Yards:</b> | 76     | Arkansas (10/3)       |
|               | 75, 4x | Last: Arkansas (10/3) |
| <b>Time:</b>  | 7:45   | Arkansas (10/3)       |
|               | 7:21   | Arkansas (10/3)       |

## OPPONENT DRIVES

**Totals:** 9 scoring drives (7 TD, 2 FG)

**Special Teams/Defensive:** Cox 14-yard interception return - at LSU (9/26); Brooks Jr. 69-yard interception return - Arkansas (10/3).

### LONGEST SCORING DRIVES BY:

|               |        |                       |
|---------------|--------|-----------------------|
| <b>Plays:</b> | 15     | at LSU (9/26)         |
|               | 11     | Arkansas (10/3)       |
| <b>Yards:</b> | 84     | at LSU (9/26)         |
|               | 75, 2x | Last: Arkansas (10/3) |
| <b>Time:</b>  | 5:27   | at LSU (9/26)         |
|               | 3:39   | Arkansas (10/3)       |

# MISSISSIPPI STATE GAME-BY-GAME

|                              | at LSU       | ARK          | at UK | TA&M | at Ala | VAN | AUB | at UGA | at OM | MIZ |
|------------------------------|--------------|--------------|-------|------|--------|-----|-----|--------|-------|-----|
| <b>First Downs</b>           | <b>24</b>    | <b>24</b>    |       |      |        |     |     |        |       |     |
| Rushing                      | 2            | 5            |       |      |        |     |     |        |       |     |
| Passing                      | 22           | 19           |       |      |        |     |     |        |       |     |
| Penalty                      | --           | --           |       |      |        |     |     |        |       |     |
| <b>Net Yards Rushing</b>     | <b>9</b>     | <b>87</b>    |       |      |        |     |     |        |       |     |
| Rushing Attempts             | 16           | 24           |       |      |        |     |     |        |       |     |
| Average Per Rush             | 0.6          | 3.6          |       |      |        |     |     |        |       |     |
| Rushing Touchdowns           | --           | 1            |       |      |        |     |     |        |       |     |
| Yards Gained                 | 49           | 100          |       |      |        |     |     |        |       |     |
| Yards Lost                   | 40           | 13           |       |      |        |     |     |        |       |     |
| <b>Net Yards Passing</b>     | <b>623</b>   | <b>313</b>   |       |      |        |     |     |        |       |     |
| Completions                  | 36           | 43           |       |      |        |     |     |        |       |     |
| Attempts                     | 60           | 60           |       |      |        |     |     |        |       |     |
| Interceptions                | 2            | 3            |       |      |        |     |     |        |       |     |
| Yards Per Attempt            | 10.4         | 5.2          |       |      |        |     |     |        |       |     |
| Yards Per Completion         | 17.3         | 7.3          |       |      |        |     |     |        |       |     |
| Passing Touchdowns           | 5            | 1            |       |      |        |     |     |        |       |     |
| <b>Total Offensive Yards</b> | <b>632</b>   | <b>400</b>   |       |      |        |     |     |        |       |     |
| Plays                        | 76           | 84           |       |      |        |     |     |        |       |     |
| Yards Per Play               | 8.3          | 4.8          |       |      |        |     |     |        |       |     |
| <b>Fumbles-Lost</b>          | <b>2-2</b>   | <b>1-1</b>   |       |      |        |     |     |        |       |     |
| <b>Penalties-Yards</b>       | <b>7-40</b>  | <b>4-25</b>  |       |      |        |     |     |        |       |     |
| <b>Punts-Yards</b>           | <b>3-134</b> | <b>5-213</b> |       |      |        |     |     |        |       |     |
| Yards Per Punt               | 44.7         | 42.6         |       |      |        |     |     |        |       |     |
| Net Yards Per Punt           | 45.3         | 42.8         |       |      |        |     |     |        |       |     |
| Inside 20                    | 1            | 1            |       |      |        |     |     |        |       |     |
| 50+ Yard Kicks               | 1            | 1            |       |      |        |     |     |        |       |     |
| Touchbacks                   | --           | --           |       |      |        |     |     |        |       |     |
| Fair Catch                   | 1            | 1            |       |      |        |     |     |        |       |     |
| <b>Kickoffs-Yards</b>        | <b>9-585</b> | <b>3-195</b> |       |      |        |     |     |        |       |     |
| Yards Per Kickoff            | 65.0         | 65.0         |       |      |        |     |     |        |       |     |
| Net Yards Per Kickoff        | 41.0         | 40.0         |       |      |        |     |     |        |       |     |
| Touchbacks                   | 8            | 3            |       |      |        |     |     |        |       |     |
| <b>Punt Returns</b>          | <b>--</b>    | <b>3</b>     |       |      |        |     |     |        |       |     |
| Yards                        | --           | 21           |       |      |        |     |     |        |       |     |
| Touchdowns                   | --           | --           |       |      |        |     |     |        |       |     |
| Yards Per Return             | --           | 7.0          |       |      |        |     |     |        |       |     |
| <b>Kickoff Returns</b>       | <b>--</b>    | <b>2</b>     |       |      |        |     |     |        |       |     |
| Yards                        | --           | 49           |       |      |        |     |     |        |       |     |
| Touchdowns                   | --           | --           |       |      |        |     |     |        |       |     |
| Yards Per Return             | --           | 24.5         |       |      |        |     |     |        |       |     |
| <b>Interceptions</b>         | <b>2</b>     | <b>--</b>    |       |      |        |     |     |        |       |     |
| Yards                        | 20           | --           |       |      |        |     |     |        |       |     |
| Touchdowns                   | --           | --           |       |      |        |     |     |        |       |     |
| <b>Fumble Recoveries</b>     | <b>--</b>    | <b>2</b>     |       |      |        |     |     |        |       |     |
| Returns-Yards                | --           | --           |       |      |        |     |     |        |       |     |
| Touchdowns                   | --           | --           |       |      |        |     |     |        |       |     |
| <b>Miscellaneous Yards</b>   | <b>--</b>    | <b>--</b>    |       |      |        |     |     |        |       |     |
| <b>Possession Times</b>      | <b>30:28</b> | <b>36:20</b> |       |      |        |     |     |        |       |     |
| 1st Quarter                  | 10:40        | 13:57        |       |      |        |     |     |        |       |     |
| 2nd Quarter                  | 9:00         | 5:17         |       |      |        |     |     |        |       |     |
| 3rd Quarter                  | 4:23         | 9:34         |       |      |        |     |     |        |       |     |
| 4th Quarter                  | 6:25         | 7:32         |       |      |        |     |     |        |       |     |
| <b>3rd-Down Conversions</b>  | <b>8-16</b>  | <b>6-17</b>  |       |      |        |     |     |        |       |     |
| <b>4th-Down Conversions</b>  | <b>--</b>    | <b>4-6</b>   |       |      |        |     |     |        |       |     |
| <b>Red Zone Scoring</b>      | <b>4-4</b>   | <b>2-4</b>   |       |      |        |     |     |        |       |     |
| Touchdowns                   | 1            | 2            |       |      |        |     |     |        |       |     |
| Field Goals                  | 3            | --           |       |      |        |     |     |        |       |     |
| <b>Sacks By-Yards</b>        | <b>7-45</b>  | <b>3-13</b>  |       |      |        |     |     |        |       |     |
| <b>PAT Kicks</b>             | <b>5-5</b>   | <b>2-2</b>   |       |      |        |     |     |        |       |     |
| <b>Field Goals</b>           | <b>3-3</b>   | <b>--</b>    |       |      |        |     |     |        |       |     |
| <b>Total Points</b>          | <b>44</b>    | <b>14</b>    |       |      |        |     |     |        |       |     |
| Touchdowns Rushing           | --           | 1            |       |      |        |     |     |        |       |     |
| Touchdowns Passing           | 5            | 1            |       |      |        |     |     |        |       |     |
| Touchdown Returns            | --           | --           |       |      |        |     |     |        |       |     |
| Other Touchdowns             | --           | --           |       |      |        |     |     |        |       |     |
| Safeties                     | --           | --           |       |      |        |     |     |        |       |     |
| Kick PAT-Attempts            | 5-5          | 2-2          |       |      |        |     |     |        |       |     |
| 2pt PAT-Attempts             | --           | --           |       |      |        |     |     |        |       |     |
| Field Goals-Attempts         | 3-3          | --           |       |      |        |     |     |        |       |     |
| <b>Points Off Turnovers</b>  | <b>7</b>     | <b>--</b>    |       |      |        |     |     |        |       |     |

## OPPONENT GAME-BY-GAME

|                              | at LSU       | ARK          | at UK | TA&M | at Ala | VAN | AUB | at UGA | at OM | MIZ |
|------------------------------|--------------|--------------|-------|------|--------|-----|-----|--------|-------|-----|
| <b>First Downs</b>           | <b>25</b>    | <b>17</b>    |       |      |        |     |     |        |       |     |
| Rushing                      | 8            | 6            |       |      |        |     |     |        |       |     |
| Passing                      | 16           | 10           |       |      |        |     |     |        |       |     |
| Penalty                      | 1            | 1            |       |      |        |     |     |        |       |     |
| <b>Net Yards Rushing</b>     | <b>80</b>    | <b>63</b>    |       |      |        |     |     |        |       |     |
| Rushing Attempts             | 38           | 37           |       |      |        |     |     |        |       |     |
| Average Per Rush             | 2.1          | 1.7          |       |      |        |     |     |        |       |     |
| Rushing Touchdowns           | --           | --           |       |      |        |     |     |        |       |     |
| Yards Gained                 | 125          | 103          |       |      |        |     |     |        |       |     |
| Yards Lost                   | 45           | 40           |       |      |        |     |     |        |       |     |
| <b>Net Yards Passing</b>     | <b>345</b>   | <b>212</b>   |       |      |        |     |     |        |       |     |
| Completions                  | 27           | 20           |       |      |        |     |     |        |       |     |
| Attempts                     | 46           | 28           |       |      |        |     |     |        |       |     |
| Interceptions                | 2            | --           |       |      |        |     |     |        |       |     |
| Yards Per Attempt            | 7.5          | 7.6          |       |      |        |     |     |        |       |     |
| Yards Per Completion         | 12.8         | 10.6         |       |      |        |     |     |        |       |     |
| Passing Touchdowns           | 3            | 2            |       |      |        |     |     |        |       |     |
| <b>Total Offensive Yards</b> | <b>425</b>   | <b>275</b>   |       |      |        |     |     |        |       |     |
| Plays                        | 84           | 65           |       |      |        |     |     |        |       |     |
| Yards Per Play               | 5.1          | 4.2          |       |      |        |     |     |        |       |     |
| <b>Fumbles-Lost</b>          | <b>--</b>    | <b>2-2</b>   |       |      |        |     |     |        |       |     |
| <b>Penalties-Yards</b>       | <b>7-31</b>  | <b>5-40</b>  |       |      |        |     |     |        |       |     |
| <b>Punts-Yards</b>           | <b>7-346</b> | <b>8-338</b> |       |      |        |     |     |        |       |     |
| Yards Per Punt               | 49.4         | 42.2         |       |      |        |     |     |        |       |     |
| Net Yards Per Punt           | 49.4         | 37.1         |       |      |        |     |     |        |       |     |
| Inside 20                    | 5            | 4            |       |      |        |     |     |        |       |     |
| 50+ Yard Kicks               | 3            | --           |       |      |        |     |     |        |       |     |
| Touchbacks                   | --           | 1            |       |      |        |     |     |        |       |     |
| Fair Catch                   | 5            | 3            |       |      |        |     |     |        |       |     |
| <b>Kickoffs-Yards</b>        | <b>7-455</b> | <b>4-258</b> |       |      |        |     |     |        |       |     |
| Yards Per Kickoff            | 65.0         | 64.5         |       |      |        |     |     |        |       |     |
| Net Yards Per Kickoff        | 40.0         | 39.2         |       |      |        |     |     |        |       |     |
| Touchbacks                   | 7            | 2            |       |      |        |     |     |        |       |     |
| <b>Punt Returns</b>          | <b>1</b>     | <b>1</b>     |       |      |        |     |     |        |       |     |
| Yards                        | (-2)         | (-1)         |       |      |        |     |     |        |       |     |
| Touchdowns                   | --           | --           |       |      |        |     |     |        |       |     |
| Yards Per Return             | (-2.0)       | (-1.0)       |       |      |        |     |     |        |       |     |
| <b>Kickoff Returns</b>       | <b>1</b>     | <b>--</b>    |       |      |        |     |     |        |       |     |
| Yards                        | 16           | --           |       |      |        |     |     |        |       |     |
| Touchdowns                   | --           | --           |       |      |        |     |     |        |       |     |
| Yards Per Return             | 16.0         | --           |       |      |        |     |     |        |       |     |
| <b>Interceptions</b>         | <b>2</b>     | <b>3</b>     |       |      |        |     |     |        |       |     |
| Yards                        | 14           | 95           |       |      |        |     |     |        |       |     |
| Touchdowns                   | 1            | 1            |       |      |        |     |     |        |       |     |
| <b>Fumble Recoveries</b>     | <b>2</b>     | <b>1</b>     |       |      |        |     |     |        |       |     |
| Returns-Yards                | --           | --           |       |      |        |     |     |        |       |     |
| Touchdowns                   | --           | --           |       |      |        |     |     |        |       |     |
| <b>Miscellaneous Yards</b>   | <b>--</b>    | <b>--</b>    |       |      |        |     |     |        |       |     |
| <b>Possession Times</b>      | <b>29:32</b> | <b>23:40</b> |       |      |        |     |     |        |       |     |
| 1st Quarter                  | 4:20         | 1:03         |       |      |        |     |     |        |       |     |
| 2nd Quarter                  | 6:00         | 9:43         |       |      |        |     |     |        |       |     |
| 3rd Quarter                  | 10:37        | 5:26         |       |      |        |     |     |        |       |     |
| 4th Quarter                  | 8:35         | 7:28         |       |      |        |     |     |        |       |     |
| <b>3rd-Down Conversions</b>  | <b>5-17</b>  | <b>5-14</b>  |       |      |        |     |     |        |       |     |
| <b>4th-Down Conversions</b>  | <b>1-1</b>   | <b>0-1</b>   |       |      |        |     |     |        |       |     |
| <b>Red Zone Scoring</b>      | <b>3-3</b>   | <b>2-3</b>   |       |      |        |     |     |        |       |     |
| Touchdowns                   | 1            | 2            |       |      |        |     |     |        |       |     |
| Field Goals                  | 2            | --           |       |      |        |     |     |        |       |     |
| <b>Sacks By-Yards</b>        | <b>5-38</b>  | <b>1-11</b>  |       |      |        |     |     |        |       |     |
| <b>PAT Kicks</b>             | <b>4-4</b>   | <b>3-3</b>   |       |      |        |     |     |        |       |     |
| <b>Field Goals</b>           | <b>2-2</b>   | <b>--</b>    |       |      |        |     |     |        |       |     |
| <b>Total Points</b>          | <b>34</b>    | <b>21</b>    |       |      |        |     |     |        |       |     |
| Touchdowns Rushing           | --           | --           |       |      |        |     |     |        |       |     |
| Touchdowns Passing           | 3            | 2            |       |      |        |     |     |        |       |     |
| Touchdown Returns            | --           | --           |       |      |        |     |     |        |       |     |
| Other Touchdowns             | 1            | 1            |       |      |        |     |     |        |       |     |
| Safeties                     | --           | --           |       |      |        |     |     |        |       |     |
| Kick PAT-Attempts            | 4-4          | 3-3          |       |      |        |     |     |        |       |     |
| 2pt PAT-Attempts             | --           | --           |       |      |        |     |     |        |       |     |
| Field Goals-Attempts         | 2-2          | --           |       |      |        |     |     |        |       |     |
| <b>Points Off Turnovers</b>  | <b>17</b>    | <b>7</b>     |       |      |        |     |     |        |       |     |



# INDIVIDUAL *GAME-BY-GAME*

## RUSHING

| (ATT-YDS-TD)       | at LSU    | ARK     | at UK | TA&M | at Ala | VAN | AUB | at UGA | at OM | MIZ |
|--------------------|-----------|---------|-------|------|--------|-----|-----|--------|-------|-----|
| Costello, K.J.     | 5-(-38)-0 | 4-4-0   |       |      |        |     |     |        |       |     |
| Hill, Kylin        | 7-34-0    | 1-7-0   |       |      |        |     |     |        |       |     |
| Johnson, Dillon    | --        | 9-39-1  |       |      |        |     |     |        |       |     |
| Marks, Joiquavious | 3-15-0    | 10-37-0 |       |      |        |     |     |        |       |     |
| TEAM               | 1-(-2)-0  | --      |       |      |        |     |     |        |       |     |

## RECEIVING

| (REC-YDS-TD)         | at LSU   | ARK     | at UK | TA&M | at Ala | VAN | AUB | at UGA | at OM | MIZ |
|----------------------|----------|---------|-------|------|--------|-----|-----|--------|-------|-----|
| Gardner, Cameron     | 2-35-0   | 3-32-0  |       |      |        |     |     |        |       |     |
| Heath, Malik         | 1-1-0    | 5-27-0  |       |      |        |     |     |        |       |     |
| Hill, Kylin          | 8-158-1  | --      |       |      |        |     |     |        |       |     |
| Johnson, Dillon      | 1-4-0    | 8-35-0  |       |      |        |     |     |        |       |     |
| Johnson, Kwatrivious | 1-(-3)-0 | --      |       |      |        |     |     |        |       |     |
| Marks, Joiquavious   | 1-(-2)-0 | 10-50-0 |       |      |        |     |     |        |       |     |
| Mitchell, Osirus     | 7-183-2  | 5-61-0  |       |      |        |     |     |        |       |     |
| Payton, JaVonta      | 6-122-0  | 2-23-1  |       |      |        |     |     |        |       |     |
| Shrader, Garrett     | --       | 1-8-0   |       |      |        |     |     |        |       |     |
| Shavers, Tyrell      | 2-68-1   | 3-21-0  |       |      |        |     |     |        |       |     |
| Walley, Jaden        | --       | 6-56-0  |       |      |        |     |     |        |       |     |
| Williams, Austin     | 7-57-1   | --      |       |      |        |     |     |        |       |     |

## PASSING

Costello, K.J.

|             | C-A-I   | Pct. | Yards | TD | Long | Sack-Yards | Efficiency |
|-------------|---------|------|-------|----|------|------------|------------|
| at LSU      | 36-60-2 | 60.0 | 623   | 5  | 75   | 5-38       | 168.05     |
| ARKANSAS    | 43-59-3 | 72.9 | 313   | 1  | 34   | 1-11       | 112.87     |
| at Kentucky |         |      |       |    |      |            |            |
| TEXAS A&M   |         |      |       |    |      |            |            |
| at Alabama  |         |      |       |    |      |            |            |
| VANDERBILT  |         |      |       |    |      |            |            |
| AUBURN      |         |      |       |    |      |            |            |
| at Georgia  |         |      |       |    |      |            |            |
| at Ole Miss |         |      |       |    |      |            |            |
| MISSOURI    |         |      |       |    |      |            |            |

## KICKING & PUNTING

### KICKOFFS

| Season        | KO | Total Yards | TB | OB | Kick Avg. | Returns | Rtn. Yds. | Yds./Rtn. |
|---------------|----|-------------|----|----|-----------|---------|-----------|-----------|
| Ruiz, Brandon | 12 | 780         | 11 | -- | 65.0      | --      | --        | --        |
| TEAM          | -- | --          | -- | -- | --        | 1       | 16        | 16.0      |

| Season      | KO | Total Yards | TB | OB | Kick Avg. | Returns | Rtn. Yds. | Yds./Rtn. |
|-------------|----|-------------|----|----|-----------|---------|-----------|-----------|
| at LSU      | 9  | 585         | 8  | -- | 65.0      | 1       | 16        | 16.0      |
| ARKANSAS    | 3  | 195         | 3  | -- | 65.0      | --      | --        | --        |
| at Kentucky |    |             |    |    |           |         |           |           |
| TEXAS A&M   |    |             |    |    |           |         |           |           |
| at Alabama  |    |             |    |    |           |         |           |           |
| VANDERBILT  |    |             |    |    |           |         |           |           |
| AUBURN      |    |             |    |    |           |         |           |           |
| at Georgia  |    |             |    |    |           |         |           |           |
| at Ole Miss |    |             |    |    |           |         |           |           |
| MISSOURI    |    |             |    |    |           |         |           |           |

### PUNTING

| Season       | No. | Total Yds | Avg. | Long | I20 | 50+ | TB | FC | Blk |
|--------------|-----|-----------|------|------|-----|-----|----|----|-----|
| Day, Tucker  | 6   | 257       | 42.8 | 58   | 1   | 1   | -- | 1  | --  |
| Bowman, Reed | 2   | 90        | 45.0 | 51   | 1   | 1   | -- | 1  | --  |

| Game        | No. | Total Yds | Avg. | Long | I20 | 50+ | TB | FC | Blk |
|-------------|-----|-----------|------|------|-----|-----|----|----|-----|
| at LSU      | 3   | 134       | 44.7 | 58   | 1   | 1   | -- | 1  | --  |
| ARKANSAS    | 5   | 213       | 42.6 | 51   | 1   | 1   | -- | 1  | --  |
| at Kentucky |     |           |      |      |     |     |    |    |     |
| TEXAS A&M   |     |           |      |      |     |     |    |    |     |
| at Alabama  |     |           |      |      |     |     |    |    |     |
| VANDERBILT  |     |           |      |      |     |     |    |    |     |
| AUBURN      |     |           |      |      |     |     |    |    |     |
| at Georgia  |     |           |      |      |     |     |    |    |     |
| at Ole Miss |     |           |      |      |     |     |    |    |     |
| MISSOURI    |     |           |      |      |     |     |    |    |     |

## INDIVIDUAL *GAME-BY-GAME*

### TACKLES

| (UT-AT)            | UT-AT | TT | at LSU | ARK | at UK | TA&M | at Ala | VAN | AUB | at UGA | at OM | MIZ |
|--------------------|-------|----|--------|-----|-------|------|--------|-----|-----|--------|-------|-----|
| Thompson, Erroll   | 10-13 | 23 | 4-6    | 6-7 |       |      |        |     |     |        |       |     |
| Preston Jr., Shawn | 8-8   | 16 | 6-5    | 2-3 |       |      |        |     |     |        |       |     |
| Brule, Aaron       | 8-7   | 15 | 6-4    | 2-3 |       |      |        |     |     |        |       |     |
| Emerson, Martin    | 6-6   | 12 | 1-3    | 5-3 |       |      |        |     |     |        |       |     |
| Peters, Fred       | 5-7   | 12 | 1-5    | 4-2 |       |      |        |     |     |        |       |     |
| Furdge, Esaias     | 8-3   | 11 | 5-1    | 3-2 |       |      |        |     |     |        |       |     |
| Murphy, Marcus     | 4-6   | 10 | 2-3    | 2-3 |       |      |        |     |     |        |       |     |
| Davis, Jordan      | 2-6   | 8  | 2-4    | 0-2 |       |      |        |     |     |        |       |     |
| Spencer, Marquiss  | 6-2   | 8  | 3-0    | 3-2 |       |      |        |     |     |        |       |     |
| Pickering, Nathan  | 1-6   | 7  | 0-3    | 1-3 |       |      |        |     |     |        |       |     |
| Jones, Kobe        | 0-6   | 6  | 0-3    | 0-3 |       |      |        |     |     |        |       |     |
| Wheat, Tyrus       | 3-3   | 6  | 2-2    | 1-1 |       |      |        |     |     |        |       |     |
| Craft, Londyn      | 3-3   | 6  | 1-3    | 2-0 |       |      |        |     |     |        |       |     |
| Crumedy, Jaden     | 1-4   | 5  | 1-1    | 0-3 |       |      |        |     |     |        |       |     |
| Watson, Nathaniel  | 2-1   | 3  | 2-1    | --  |       |      |        |     |     |        |       |     |
| Lawrence, Dylan    | 0-3   | 3  | 0-3    | DNP |       |      |        |     |     |        |       |     |
| Odom, Aaron        | 1-2   | 3  | 0-1    | 1-1 |       |      |        |     |     |        |       |     |
| Harris, Jack       | 0-2   | 2  | 0-2    | --  |       |      |        |     |     |        |       |     |
| Johnson, Jett      | 0-1   | 1  | 0-1    | DNP |       |      |        |     |     |        |       |     |
| Walley, Jaden      | 1-0   | 1  | --     | 1-0 |       |      |        |     |     |        |       |     |
| Payton, JaVonta    | 1-0   | 1  | --     | 1-0 |       |      |        |     |     |        |       |     |
| Forbes, Emmanuel   | 0-1   | 1  | 0-1    | --  |       |      |        |     |     |        |       |     |
| Duncan, Collin     | 1-0   | 1  | 1-0    | --  |       |      |        |     |     |        |       |     |

# INDIVIDUAL *GAME-BY-GAME*

## TFL & SACKS

| TFL (Sacks)        | at LSU    | ARK       | at UK | TA&M | at Ala | VAN | AUB | at UGA | at OM | MIZ |
|--------------------|-----------|-----------|-------|------|--------|-----|-----|--------|-------|-----|
| Brule, Aaron       | 1.0 (1.0) | 1.0 (1.0) |       |      |        |     |     |        |       |     |
| Crumedy, Jaden     | 1.0 (1.0) | --        |       |      |        |     |     |        |       |     |
| Emerson, Martin    | --        | 1.0 (--)  |       |      |        |     |     |        |       |     |
| Jones, Kobe        | 0.5 (0.5) | 0.5 (0.5) |       |      |        |     |     |        |       |     |
| Odom, Aaron        | --        | 1.0 (--)  |       |      |        |     |     |        |       |     |
| Pickering, Nathan  | 0.5 (0.5) | 1.0 (1.0) |       |      |        |     |     |        |       |     |
| Preston Jr., Shawn | --        | 1.0 (--)  |       |      |        |     |     |        |       |     |
| Spencer, Marquiss  | 2.0 (2.0) | 1.0 (--)  |       |      |        |     |     |        |       |     |
| Thompson, Erroll   | 1.0 (1.0) | --        |       |      |        |     |     |        |       |     |
| Wheat, Tyrus       | 1.0 (1.0) | 0.5 (0.5) |       |      |        |     |     |        |       |     |

## TACKLE *BREAKDOWN*

### RUSHING TACKLES

|                    |           |
|--------------------|-----------|
| Thompson, Erroll   | 13        |
| Brule, Aaron       | 11        |
| Preston Jr., Shawn | 10        |
| Davis, Jordan      | 7         |
| Murphy, Marcus     | 5         |
| Pickering, Nathan  | 5         |
| Craft, Londyn      | 5         |
| Jones, Kobe        | 4         |
| Crumedy, Jaden     | 4         |
| Emerson, Martin    | 4         |
| Odom, Aaron        | 3         |
| Peters, Fred       | 3         |
| Spencer, Marquiss  | 3         |
| Wheat, Tyrus       | 3         |
| Harris, Jack       | 2         |
| Watson, Nathaniel  | 2         |
| Furdge, Esaías     | 2         |
| Lawrence, Dylan    | 2         |
| Johnson, Jett      | 1         |
| Forbes, Emmanuel   | 1         |
| <b>TOTALS</b>      | <b>90</b> |

### PASSING TACKLES

|                    |           |
|--------------------|-----------|
| Thompson, Erroll   | 9         |
| Furdge, Esaías     | 9         |
| Peters, Fred       | 9         |
| Emerson, Martin    | 7         |
| Preston Jr., Shawn | 6         |
| Murphy, Marcus     | 5         |
| Spencer, Marquiss  | 2         |
| Brule, Aaron       | 2         |
| Wheat, Tyrus       | 1         |
| Craft, Londyn      | 1         |
| Duncan, Collin     | 1         |
| Davis, Jordan      | 1         |
| <b>TOTALS</b>      | <b>53</b> |

### SPECIAL TEAMS TACKLES

|                   | Total | KO | Punt |
|-------------------|-------|----|------|
| Emerson, Martin   | 1     | -- | 1    |
| Lawrence, Dylan   | 1     | -- | 1    |
| Payton, JaVonta   | 1     | -- | 1    |
| Watson, Nathaniel | 1     | 1  | --   |

## INDIVIDUAL GAME-BY-GAME

### ALL-PURPOSE YARDS

|                      | Total | at LSU | ARK | at UK | TA&M | at Ala | VAN | AUB | at UGA | at OM | MIZ |
|----------------------|-------|--------|-----|-------|------|--------|-----|-----|--------|-------|-----|
| Costello, K.J.       | (-34) | (-38)  | 4   |       |      |        |     |     |        |       |     |
| Furdge, Esaias       | 20    | 20     | --  |       |      |        |     |     |        |       |     |
| Gardner, Cameron     | 67    | 35     | 32  |       |      |        |     |     |        |       |     |
| Heath, Malik         | 28    | 1      | 27  |       |      |        |     |     |        |       |     |
| Hill, Kylin          | 199   | 192    | 7   |       |      |        |     |     |        |       |     |
| Johnson, Dillon      | 78    | 4      | 74  |       |      |        |     |     |        |       |     |
| Johnson, Kwatrivious | -3    | (-3)   | --  |       |      |        |     |     |        |       |     |
| Marks, Jo'quavious   | 100   | 13     | 87  |       |      |        |     |     |        |       |     |
| Mitchell, Osirus     | 244   | 183    | 61  |       |      |        |     |     |        |       |     |
| Payton, JaVonta      | 194   | 122    | 72  |       |      |        |     |     |        |       |     |
| Shavers, Tyrell      | 89    | 68     | 21  |       |      |        |     |     |        |       |     |
| Shrader, Garret      | 8     | --     | 8   |       |      |        |     |     |        |       |     |
| TEAM                 | (-2)  | (-2)   | --  |       |      |        |     |     |        |       |     |
| Walley, Jaden        | 77    | --     | 77  |       |      |        |     |     |        |       |     |
| Williams, Austin     | 57    | 57     | --  |       |      |        |     |     |        |       |     |

## RED ZONE RECAP

### MISSISSIPPI STATE

| Opponent     | Scores/Chances | Result                     | Pct.       |
|--------------|----------------|----------------------------|------------|
| at LSU       | 4/4            | 1 TD, 3 FG                 | 100%       |
| ARKANSAS     | 2/4            | 2 TD, 2 Downs              | 50%        |
| at Kentucky  |                |                            |            |
| TEXAS A&M    |                |                            |            |
| at Alabama   |                |                            |            |
| VANDERBILT   |                |                            |            |
| AUBURN       |                |                            |            |
| at Georgia   |                |                            |            |
| at Ole Miss  |                |                            |            |
| MISSOURI     |                |                            |            |
| <b>TOTAL</b> | <b>6/8</b>     | <b>3 TD, 3 FG, 2 Downs</b> | <b>75%</b> |

### OPPONENT

| Opponent     | Scores/Chances | Result                      | Pct.       |
|--------------|----------------|-----------------------------|------------|
| at LSU       | 3/3            | 1 TD, 2 FG                  | 100%       |
| ARKANSAS     | 2/3            | 2 TD, 1 Fumble              | 67%        |
| at Kentucky  |                |                             |            |
| TEXAS A&M    |                |                             |            |
| at Alabama   |                |                             |            |
| VANDERBILT   |                |                             |            |
| AUBURN       |                |                             |            |
| at Georgia   |                |                             |            |
| at Ole Miss  |                |                             |            |
| MISSOURI     |                |                             |            |
| <b>TOTAL</b> | <b>5/6</b>     | <b>3 TD, 2 FG, 1 Fumble</b> | <b>83%</b> |

## GAME LEADERS

| Opponent    | Rushing Attempts       | Rushing Yards       | Receptions             | Receiving Yards       | All-Purpose Yards      | Tackles                |
|-------------|------------------------|---------------------|------------------------|-----------------------|------------------------|------------------------|
| at LSU      | Kylin Hill - 7         | Kylin Hill - 34     | Kylin Hill - 8         | Osirus Mitchell - 183 | Kylin Hill - 192       | Shawn Preston Jr. - 11 |
| ARKANSAS    | Jo'quavious Marks - 10 | Dillon Johnson - 39 | Jo'quavious Marks - 10 | Osirus Mitchell - 61  | Jo'quavious Marks - 87 | Erroll Thompson - 13   |
| at Kentucky |                        |                     |                        |                       |                        |                        |
| TEXAS A&M   |                        |                     |                        |                       |                        |                        |
| at Alabama  |                        |                     |                        |                       |                        |                        |
| VANDERBILT  |                        |                     |                        |                       |                        |                        |
| AUBURN      |                        |                     |                        |                       |                        |                        |
| at Georgia  |                        |                     |                        |                       |                        |                        |
| at Ole Miss |                        |                     |                        |                       |                        |                        |
| MISSOURI    |                        |                     |                        |                       |                        |                        |

## MISCELLANEOUS STATISTICS

### RECEIVING

| Games with a Reception | '17 | '18 | '19 | '20 | Career |
|------------------------|-----|-----|-----|-----|--------|
| Cumbest, Brad          | --  | 1   | 1   | --  | 2      |
| Gardner, Cameron       | --  | --  | 1   | 2   | 3      |
| Heath, Malik           | --  | --  | --  | 2   | 2      |
| Hill, Kylin            | 3   | 10  | 11  | 1   | 25     |
| Johnson, Dillon        | --  | --  | --  | 2   | 2      |
| Johnson, Kwatrivious   | --  | --  | --  | 1   | 1      |
| Jones, Dontea          | --  | 4   | 4   | --  | 8      |
| Marks, Jo'quavious     | --  | --  | --  | 2   | 2      |
| Mitchell, Osirus       | 5   | 10  | 10  | 2   | 27     |
| Payton, JaVonta        | --  | --  | 7   | 2   | 9      |
| Shavers, Tyrell        | --  | --  | --  | 2   | 2      |
| Shrader, Garrett       | --  | --  | --  | 1   | 1      |
| Walley, Jaden          | --  | --  | --  | 1   | 1      |
| Williams, Austin       | --  | 7   | 7   | 1   | 15     |

| Games with 5+ Receptions | '17 | '18 | '19 | '20 | Career |
|--------------------------|-----|-----|-----|-----|--------|
| Heath, Malik             | --  | --  | --  | 1   | 1      |
| Hill, Kylin              | --  | 1   | --  | 1   | 2      |
| Johnson, Dillon          | --  | --  | --  | 1   | 1      |
| Marks, Jo'quavious       | --  | --  | --  | 1   | 1      |
| Mitchell, Osirus         | --  | 2   | 4   | 2   | 7      |
| Payton, JaVonta          | --  | --  | --  | 1   | 1      |
| Walley, Jaden            | --  | --  | --  | 1   | 1      |
| Williams, Austin         | --  | --  | --  | 1   | 1      |

| Receptions of 20+ Yards | '17 | '18 | '19 | '20 | Career |
|-------------------------|-----|-----|-----|-----|--------|
| Cumbest, Brad           | --  | 1   | --  | --  | 1      |
| Gardner, Cameron        | --  | --  | --  | 1   | 1      |
| Hill, Kylin             | --  | 2   | 1   | 3   | 6      |
| Jones, Dontea           | --  | 1   | --  | --  | 1      |
| Mitchell, Osirus        | --  | 7   | 6   | 7   | 20     |
| Payton, JaVonta         | --  | --  | 2   | 3   | 2      |
| Shavers, Tyrell         | --  | --  | --  | 2   | 2      |
| Williams, Austin        | --  | 3   | 2   | --  | 5      |

| Receptions of 50+ Yards | '17 | '18 | '19 | '20 | Career |
|-------------------------|-----|-----|-----|-----|--------|
| Hill, Kylin             | --  | 1   | 1   | 1   | 3      |
| Mitchell, Osirus        | --  | 1   | --  | --  | 1      |

| Receptions for a First Down | '17 | '18 | '19 | '20 | Career |
|-----------------------------|-----|-----|-----|-----|--------|
| Cumbest, Brad               | --  | 1   | --  | --  | 1      |
| Gardner, Cameron            | --  | --  | 1   | 5   | 6      |
| Heath, Malik                | --  | --  | --  | 2   | 2      |
| Hill, Kylin                 | 1   | 6   | 6   | 4   | 17     |
| Johnson, Dillon             | --  | --  | --  | 2   | 2      |
| Jones, Dontea               | --  | 3   | 3   | --  | 6      |
| Marks, Jo'quavious          | --  | --  | --  | 3   | 3      |
| Mitchell, Osirus            | 3   | 13  | 21  | 6   | 43     |
| Peyton, JaVonta             | --  | --  | 6   | 5   | 11     |
| Shavers, Tyrell             | --  | --  | --  | 2   | 2      |
| Shrader, Garrett            | --  | --  | --  | 1   | 1      |
| Spivey, Geor'quarius        | --  | --  | 2   | --  | 2      |
| Walley, Jaden               | --  | --  | --  | 4   | 4      |
| Williams, Austin            | --  | 5   | 5   | 2   | 12     |
| Witherspoon, Lee            | --  | --  | 1   | --  | 1      |

| 100-Yards Receiving | '17 | '18 | '19 | '20 | Career |
|---------------------|-----|-----|-----|-----|--------|
| Hill, Kylin         | --  | --  | --  | 1   | 1      |
| Mitchell, Osirus    | --  | 1   | --  | --  | 2      |
| Payton, JaVonta     | --  | --  | --  | 1   | 1      |

| Games with a Receiving TD | '17 | '18 | '19 | '20 | Career |
|---------------------------|-----|-----|-----|-----|--------|
| Hill, Kylin               | --  | 4   | 1   | 1   | 6      |
| Jones, Dontea             | --  | 1   | --  | --  | 1      |
| Mitchell, Osirus          | --  | 3   | 6   | 1   | 10     |
| Payton, JaVonta           | --  | --  | --  | 1   | 1      |
| Shavers, Tyrell           | --  | --  | --  | 1   | 1      |
| Williams, Austin          | --  | 2   | 2   | 1   | 5      |

| Games with Multiple Receiving TDs | '17 | '18 | '19 | '20 | Career |
|-----------------------------------|-----|-----|-----|-----|--------|
| Mitchell, Osirus                  | --  | 1   | --  | 1   | 2      |
| Williams, Austin                  | --  | 1   | --  | --  | 1      |

### RUSHING

| Runs of 10+ Yards  | '17 | '18 | '19 | '20 | Career |
|--------------------|-----|-----|-----|-----|--------|
| Hill, Kylin        | 14  | 19  | 40  | 1   | 74     |
| Marks, Jo'quavious | --  | --  | --  | 2   | 2      |
| Payton, JaVonta    | --  | --  | 1   | --  | 1      |
| Shrader, Garrett   | --  | --  | 30  | --  | 30     |
| Witherspoon, Lee   | --  | --  | 3   | --  | 3      |

| Runs of 20+ Yards | '17 | '18 | '19 | '20 | Career |
|-------------------|-----|-----|-----|-----|--------|
| Hill, Kylin       | 1   | 5   | 12  | --  | 19     |
| Shrader, Garrett  | --  | --  | 8   | --  | 8      |

| Runs of 50+ Yards | '17 | '18 | '19 | '20 | Career |
|-------------------|-----|-----|-----|-----|--------|
| Hill, Kylin       | --  | 1   | 2   | --  | 3      |

| Rushing First Downs | '17 | '18 | '19 | '20 | Career |
|---------------------|-----|-----|-----|-----|--------|
| Hill, Kylin         | 22  | 37  | 63  | 1   | 123    |
| Johnson, Dillon     | --  | --  | --  | 3   | 3      |
| Marks, Jo'quavious  | --  | --  | --  | 3   | 3      |
| Payton, JaVonta     | --  | --  | 1   | --  | 1      |
| Shrader, Garrett    | --  | --  | 34  | --  | 34     |
| Witherspoon, Lee    | --  | --  | 6   | --  | 6      |

| 100-Yards Rushing | '17 | '18 | '19 | '20 | Career |
|-------------------|-----|-----|-----|-----|--------|
| Hill, Kylin       | 0   | 3   | 8   | --  | 11     |
| Shrader, Garrett  | --  | --  | 2   | --  | 2      |

| Games with a Rushing Touchdown | '17 | '18 | '19 | '20 | Career |
|--------------------------------|-----|-----|-----|-----|--------|
| Hill, Kylin                    | 2   | 3   | 6   | --  | 11     |
| Johnson, Dillon                | --  | --  | --  | 1   | 1      |
| Shrader, Garrett               | --  | --  | 5   | --  | 5      |
| Witherspoon, Lee               | --  | --  | 1   | --  | 1      |

| Games with Multiple Rushing TDs | '17 | '18 | '19 | '20 | Career |
|---------------------------------|-----|-----|-----|-----|--------|
| Hill, Kylin                     | --  | 1   | 2   | --  | 3      |

## TURNOVERS *BY GAME*

### MISSISSIPPI STATE (4)

| TYPE                | QTR | PLAYER             | PLAYS/<br>YDS | 1st<br>DOWNS | RESULT |
|---------------------|-----|--------------------|---------------|--------------|--------|
| <b>at LSU (2)</b>   |     |                    |               |              |        |
| Interception        | 3   | Furdge of Brennan  | 5/56          | 3            | TD     |
| Interception        | 4   | Forbes of Brennan  | End of Game   | --           | --     |
| <b>ARKANSAS (2)</b> |     |                    |               |              |        |
| Fumble              | 2   | Craft by Jefferson | 5/20          | 1            | Punt   |
| Fumble              | 4   | Brule by Warren    | 4/8           | --           | Downs  |

### OPPONENT (8)

| TYPE              | QTR | PLAYER                 | PLAYS/<br>YDS | 1st<br>DOWNS | RESULT |
|-------------------|-----|------------------------|---------------|--------------|--------|
| <b>at LSU (4)</b> |     |                        |               |              |        |
| Fumble            | 2   | Stevens by TEAM        | 3/(-2)        | --           | Punt   |
| Interception      | 2   | Cox of Costello        | --            | --           | TD     |
| Interception      | 4   | Ricks of Costello      | 3/45          | 1            | TD     |
| Fumble            | 4   | Stevens by Costello    | 4/1           | --           | FG     |
| <b>at LSU (4)</b> |     |                        |               |              |        |
| Interception      | 1   | Brooks Jr. of Costello | --/--         | --           | TD     |
| Interception      | 2   | Foucha of Costello     | 4/3           | 1            | Punt   |
| Interception      | 4   | Foucha of Costello     | 3/(-4)        | --           | Punt   |
| Fumble            | 4   | Edwards by Walley      | 6/(-13)       | 1            | Punt   |



TURNOVERS *BY PLAYER*

FUMBLES

| (#-Lost)       | at LSU | ARK | at UK | TA&M | at Ala | VAN | AUB | at UGA | at OM | MIZ |
|----------------|--------|-----|-------|------|--------|-----|-----|--------|-------|-----|
| Costello, K.J. | 2-2    | --  |       |      |        |     |     |        |       |     |
| Walley, Jaden  | --     | 1-1 |       |      |        |     |     |        |       |     |

FORCED *FUMBLES*

|                   | at LSU | ARK | at UK | TA&M | at Ala | VAN | AUB | at UGA | at OM | MIZ |
|-------------------|--------|-----|-------|------|--------|-----|-----|--------|-------|-----|
| Spencer, Marquiss | --     | 1   |       |      |        |     |     |        |       |     |

FUMBLES *RECOVERED*

|               | at LSU | ARK | at UK | TA&M | at Ala | VAN | AUB | at UGA | at OM | MIZ |
|---------------|--------|-----|-------|------|--------|-----|-----|--------|-------|-----|
| Brule, Aaron  | --     | 1   |       |      |        |     |     |        |       |     |
| Craft, Londyn | --     | 1   |       |      |        |     |     |        |       |     |

INTERCEPTIONS

| (#-Yards)        | at LSU | ARK | at UK | TA&M | at Ala | VAN | AUB | at UGA | at OM | MIZ |
|------------------|--------|-----|-------|------|--------|-----|-----|--------|-------|-----|
| Forbes, Emmanuel | 1      | --  |       |      |        |     |     |        |       |     |
| Furdge, Esaias   | 1      | --  |       |      |        |     |     |        |       |     |

## LONG PLAY *BREAKDOWN*

### BY *YARDAGE*

#### OFFENSE (16)

| Yards | Type | Player(s)                            | Opponent |
|-------|------|--------------------------------------|----------|
| *75   | Pass | Hill, Kylin from Costello, K.J.      | at LSU   |
| *43   | Pass | Mitchell, Osirus from Costello, K.J. | at LSU   |
| 37    | Pass | Shavers, Tyrell from Costello, K.J.  | at LSU   |
| 34    | Pass | Payton, JaVonta from Costello, K.J.  | at LSU   |
| 34    | Pass | Mitchell, Osirus from Costello, K.J. | ARKANSAS |
| 34    | Pass | Mitchell, Osirus from Costello, K.J. | at LSU   |
| 33    | Pass | Payton, JaVonta from Costello, K.J.  | at LSU   |
| *31   | Pass | Shavers, Tyrell from Costello, K.J.  | at LSU   |
| 27    | Pass | Mitchell, Osirus from Costello, K.J. | at LSU   |
| 27    | Pass | Payton, JaVonta from Costello, K.J.  | at LSU   |
| 26    | Pass | Hill, Kylin from Costello, K.J.      | at LSU   |
| 25    | Pass | Mitchell, Osirus from Costello, K.J. | at LSU   |
| 24    | Pass | Gardner, Cameron from Costello, K.J. | at LSU   |
| *24   | Pass | Mitchell, Osirus from Costello, K.J. | at LSU   |
| 22    | Pass | Mitchell, Osirus from Costello, K.J. | at LSU   |
| 21    | Pass | Hill, Kylin from Costello, K.J.      | at LSU   |

#### DEFENSE (1)

| Yards | Type | Player(s)      | Opponent |
|-------|------|----------------|----------|
| 20    | INT  | Furdge, Esaias | at LSU   |

#### SPECIAL TEAMS (3)

| Yards | Type | Player(s)       | Opponent |
|-------|------|-----------------|----------|
| 26    | KR   | Payton, JaVonta | ARKANSAS |
| 23    | KR   | Payton, JaVonta | ARKANSAS |
| 20    | PR   | Walley, Jaden   | ARKANSAS |

\* - touchdown scored on play

LONG PLAY *BREAKDOWN*

LONG PLAYS *BY THE NUMBERS*

BY YARDAGE

| Yards | No. | TD |
|-------|-----|----|
| 100+  | --  | -- |
| 90-99 | --  | -- |
| 80-89 | --  | -- |
| 70-79 | 1   | 1  |
| 60-69 | --  | -- |
| 50-59 | --  | -- |
| 40-49 | 1   | 1  |
| 30-39 | 6   | 1  |
| 20-29 | 12  | 1  |

BY TYPE

| Type           | No. | TD |
|----------------|-----|----|
| Rushing        | --  | -- |
| Passing        | 16  | 4  |
| Punt returns   | 1   | -- |
| Kick returns   | 2   | -- |
| Interceptions  | 1   | -- |
| Fumble returns | --  | -- |
| Other          | --  | -- |
| TOTAL          | 20  | 4  |

20+ YARD PLAYS *BY PLAYER*

| Player           | No. | TD | Rush | Rec. | KR | PR | IR | FR |
|------------------|-----|----|------|------|----|----|----|----|
| Mitchell, Osirus | 7   | 2  | --   | 7    | -- | -- | -- | -- |
| Payton, JaVonta  | 5   | -- | --   | 3    | 2  | -- | -- | -- |
| Hill, Kylin      | 3   | 1  | --   | 3    | -- | -- | -- | -- |
| Shavers, Tyrell  | 2   | 1  | --   | 2    | -- | -- | -- | -- |
| Furdge, Esaías   | 1   | -- | --   | --   | -- | -- | 1  | -- |
| Gardner, Cameron | 1   | -- | --   | 1    | -- | -- | -- | -- |
| Walley, Jaden    | 1   | -- | --   | --   | -- | 1  | -- | -- |
| TOTAL            | 20  | 4  | --   | 16   | 2  | 1  | 1  | -- |

LONGEST PLAYS *OF THE YEAR*

|                            |                                 |                 |
|----------------------------|---------------------------------|-----------------|
| <b>Rushing</b>             |                                 |                 |
| 12                         | Hill, Kylin                     | at LSU (9/26)   |
| <b>Rushing Touchdown</b>   |                                 |                 |
| --                         |                                 |                 |
| <b>Passing</b>             |                                 |                 |
| 75*                        | Hill, Kylin from Costello, K.J. | at LSU (9/26)   |
| <b>Passing Touchdown</b>   |                                 |                 |
| 75*                        | Hill, Kylin from Costello, K.J. | at LSU (9/26)   |
| <b>Punt Return</b>         |                                 |                 |
| 20                         | Walley, Jaden                   | ARKANSAS (10/3) |
| <b>Kick Return</b>         |                                 |                 |
| 26                         | Payton, JaVonta                 | ARKANSAS (10/3) |
| <b>Interception Return</b> |                                 |                 |
| 20                         | Furdge, Esaías                  | at LSU (9/26)   |
| <b>Fumble Return</b>       |                                 |                 |
| --                         |                                 |                 |
| <b>Punt</b>                |                                 |                 |
| 58                         | Day, Tucker                     | at LSU (9/26)   |
| <b>Field Goal</b>          |                                 |                 |
| 43                         | Ruiz, Brandon                   | at LSU (9/26)   |

MISSISSIPPI STATE *(20 PLAYS)*

| Play         | #  | Long | Play                                 | Opponent |
|--------------|----|------|--------------------------------------|----------|
| Passing      | 16 | 75*  | Mitchell, Osirus from Costello, K.J. | at LSU   |
| Kick Return  | 2  | 26   | Payton, JaVonta                      | ARKANSAS |
| Punt Return  | 1  | 20   | Walley, Jaden                        | ARKANSAS |
| Interception | 1  | 20   | Furdge, Esaías                       | at LSU   |
| Opp.         | #  | Long | Play                                 | Type     |
| at LSU       | 16 | 75*  | Mitchell, Osirus from Costello, K.J. | Pass     |
| ARKANSAS     | 4  | 34   | Mitchell, Osirus from Costello, K.J. | Pass     |
| at Kentucky  |    |      |                                      |          |
| TEXAS A&M    |    |      |                                      |          |
| at Alabama   |    |      |                                      |          |
| VANDERBILT   |    |      |                                      |          |
| AUBURN       |    |      |                                      |          |
| at Georgia   |    |      |                                      |          |
| at Ole Miss  |    |      |                                      |          |
| MISSOURI     |    |      |                                      |          |

OPPONENTS *(9 PLAYS)*

| Play         | # | Long | Play                                | Opponent     |
|--------------|---|------|-------------------------------------|--------------|
| Passing      | 7 | 52   | Warren, DeVion from Franks, Fefeipe | Arkansas     |
| Interception | 2 | 69*  | Brooks Jr., Greg                    | ARKANSAS     |
| Opp.         | # | Long | Play                                | Type         |
| at LSU       | 5 | 47   | Jenkins, Jaray from Brennan. Myles  | Pass         |
| ARKANSAS     | 4 | 69*  | Brooks Jr., Greg                    | Interception |
| at Kentucky  |   |      |                                     |              |
| TEXAS A&M    |   |      |                                     |              |
| at Alabama   |   |      |                                     |              |
| VANDERBILT   |   |      |                                     |              |
| AUBURN       |   |      |                                     |              |
| at Georgia   |   |      |                                     |              |
| at Ole Miss  |   |      |                                     |              |
| MISSOURI     |   |      |                                     |              |

\* - touchdown scored on play

# SEASON SUPERLATIVES

## MISSISSIPPI STATE *INDIVIDUAL*

|                     |      |  |
|---------------------|------|--|
| Rushes              | 10   | Marks, Jo'quavious; ARKANSAS (10/3)        |
| Yards Rushing       | 39   | Johnson, Dillon; ARKANSAS (10/3)           |
| TD Rushes           | 1    | Johnson, Dillon; ARKANSAS (10/3)           |
| Long Rush           | 12   | Hill, Kylin; at LSU (9/26)                 |
| Pass Attempts       | 60   | Costello, K.J.; at LSU (9/26)              |
| Pass Completions    | 43   | Costello, K.J.; ARKANSAS (10/3)            |
| Yards Passing       | 623  | Costello, K.J.; at LSU (9/26)              |
| TD Passes           | 5    | Costello, K.J.; at LSU (9/26)              |
| Long Pass           | 75   | Costello, K.J.; at LSU (9/26)              |
| Receptions          | 10   | Marks, Jo'quavious; ARKANSAS (10/3)        |
| Yards Receiving     | 183  | Mitchell, Osirus; at LSU (9/26)            |
| TD Receptions       | 2    | Mitchell, Osirus; at LSU (9/26)            |
| Long Reception      | 75   | Hill, Kylin; at LSU (9/26)                 |
| Field Goals         | 3    | Ruiz, Brandon; at LSU (9/26)               |
| Long Field Goal     | 43   | Ruiz, Brandon; at LSU (9/26)               |
| Punts               | 3    | Bowman, Reed; ARKANSAS (10/3)              |
| Punting Avg         | 47.5 | Day, Tucker; at LSU (9/26)                 |
| Long Punt           | 58   | Day, Tucker; at LSU (9/26)                 |
| Punts Inside 20     | 1    | Twice, Last: Bowman, Reed; ARKANSAS (10/3) |
| Long Punt Return    | 20   | Walley, Jaden; ARKANSAS (10/3)             |
| Long Kickoff Return | 26   | Payton, JaVonta; ARKANSAS (10/3)           |
| Tackles             | 13   | Thompson, Erroll; ARKANSAS (10/3)          |
| Sacks               | 2.0  | Spencer, Marquiss; at LSU (9/26)           |
| Tackles For Loss    | 2.0  | Spencer, Marquiss; at LSU (9/26)           |
| Interceptions       | 1    | Forbes, Emmanuel; at LSU (9/26)            |
|                     |      | Furdge, Esaias; at LSU (9/26)              |

## OPPONENT *INDIVIDUAL*

|                     |      |   |
|---------------------|------|---|
| Rushes              | 14   | Smith, Trelon; ARKANSAS (10/3)                |
| Yards Rushing       | 48   | Smith, Trelon; ARKANSAS (10/3)                |
| TD Rushes           | --   |   |
| Long Rush           | 12   | Curry, Chris; at LSU (9/26)                   |
| Pass Attempts       | 46   | Brennan, Myles; at LSU (9/26)                 |
| Pass Completions    | 27   | Brennan, Myles; at LSU (9/26)                 |
| Yards Passing       | 345  | Brennan, Myles; at LSU (9/26)                 |
| TD Passes           | 3    | Brennan, Myles; at LSU (9/26)                 |
| Long Pass           | 52   | Franks, Feleipe; ARKANSAS (10/3)              |
| Receptions          | 8    | Marshall, Terrace; at LSU (9/26)              |
| Yards Receiving     | 122  | Marshall, Terrace; at LSU (9/26)              |
| TD Receptions       | 2    | Marshall, Terrace; at LSU (9/26)              |
| Long Reception      | 52   | Warren, DeVion; ARKANSAS (10/3)               |
| Field Goals         | 2    | York, Cade; at LSU (9/26)                     |
| Long Field Goal     | 40   | York, Cade; at LSU (9/26)                     |
| Punts               | 7    | Twice, Last: Caratan, George; ARKANSAS (10/3) |
| Punting Avg         | 49.4 | Von Rosenberg, Zach; at LSU (9/26)            |
| Long Punt           | 58   | Von Rosenberg, Zach; at LSU (9/26)            |
| Punts Inside 20     | 5    | Von Rosenberg, Zach; at LSU (9/26)            |
| Long Punt Return    | --   |   |
| Long Kickoff Return | 16   | Palmer, Trey; at LSU (9/26)                   |
| Tackles             | 20   | Pool, Bumper; ARKANSAS (10/3)                 |
| Sacks               | 2.0  | Stevens, JaCoby; at LSU (9/26)                |
| Tackles For Loss    | 2.0  | Stevens, JaCoby; at LSU (9/26)                |
|                     |      | Gaye, Ali; at LSU (9/26)                      |
| Interceptions       | 2    | Foucha, Joe; ARKANSAS (10/3)                  |

## MISSISSIPPI STATE *TEAM*

|                  | Highs                            | Lows                  |
|------------------|----------------------------------|-----------------------|
| Yards Rushing    | 87, ARKANSAS (10/3)              | 9, at LSU (9/26)      |
| Yards Per Rush   | 3.6, ARKANSAS (10/3)             | 0.6, at LSU (9/26) -- |
| TD Rushes        | 1, ARKANSAS (10/3)               | 0, at LSU (9/26)      |
| Pass Attempts    | 60, Twice; Last: ARKANSAS (10/3) | --                    |
| Pass Completions | 43, ARKANSAS (10/3)              | 36, at LSU (9/26)     |
| Yards Passing    | 623, at LSU (9/26)               | 313, ARKANSAS (10/3)  |
| Yards Per Pass   | 10.4, at LSU (9/26)              | 7.3, ARKANSAS (10/3)  |
| TD Passes        | 5, at LSU (9/26)                 | 2, ARKANSAS (10/3)    |
| Total Plays      | 84, ARKANSAS (10/3)              | 76, at LSU (9/26)     |
| Total Offense    | 632, at LSU (9/26)               | 400, ARKANSAS (10/3)  |
| Yards Per Play   | 8.3, at LSU (9/26)               | 4.8, ARKANSAS (10/3)  |
| Points           | 44, at LSU (9/26)                | 14, ARKANSAS (10/3)   |
| Sacks By         | 7, at LSU (9/26)                 | 3.0, ARKANSAS (10/3)  |
| First Downs      | 24, Twice; Last: ARKANSAS (10/3) | --                    |
| Penalties        | 7, at LSU (9/26)                 | 4, ARKANSAS (10/3)    |
| Penalty Yards    | 40, at LSU (9/26)                | 25, ARKANSAS (10/3)   |
| Turnovers        | 5, ARKANSAS (10/3)               | 4, at LSU (9/26)      |
| Interceptions By | 2, at LSU (9/26)                 | 0, ARKANSAS (10/3)    |
| Punts            | 5, ARKANSAS (10/3)               | 3, at LSU (9/26)      |
| Punting Avg      | 44.7, at LSU (9/26)              | 42.6, ARKANSAS (10/3) |
| Long Punt        | 58, at LSU (9/26)                | 51, ARKANSAS (10/3)   |
| Punts Inside 20  | 1, Twice; Last: ARKANSAS (10/3)  | --                    |
| Long Punt Return | 26, ARKANSAS (10/3)              | 0, at LSU (9/26)      |

## OPPONENT *TEAM*

|                  | Highs                           | Lows                  |
|------------------|---------------------------------|-----------------------|
| Yards Rushing    | 80, at LSU (9/26)               | 63, ARKANSAS (10/3)   |
| Yards Per Rush   | 2.1, at LSU (9/26)              | 1.7, ARKANSAS (10/3)  |
| TD Rushes        | 0, Twice; Last: ARKANSAS (10/3) | --                    |
| Pass Attempts    | 46, at LSU (9/26)               | 28, ARKANSAS (10/3)   |
| Pass Completions | 27, at LSU (9/26)               | 20, ARKANSAS (10/3)   |
| Yards Passing    | 345, at LSU (9/26)              | 212, ARKANSAS (10/3)  |
| Yards Per Pass   | 7.6, ARKANSAS (10/3)            | 7.5, at LSU (9/26)    |
| TD Passes        | 3, at LSU (9/26)                | 2, ARKANSAS (10/3)    |
| Total Plays      | 84, at LSU (9/26)               | 65, ARKANSAS (10/3)   |
| Total Offense    | 425, at LSU (9/26)              | 275, ARKANSAS (10/3)  |
| Yards Per Play   | 5.1, at LSU (9/26)              | 4.2, ARKANSAS (10/3)  |
| Points           | 34, at LSU (9/26)               | 21, ARKANSAS (10/3)   |
| Sacks By         | 5, at LSU (9/26)                | 1, ARKANSAS (10/3)    |
| First Downs      | 25, at LSU (9/26)               | 17, ARKANSAS (10/3)   |
| Penalties        | 7, at LSU (9/26)                | 5, ARKANSAS (10/3)    |
| Penalty Yards    | 40, ARKANSAS (10/3)             | 31, at LSU (9/26)     |
| Turnovers        | 2, Twice; Last: ARKANSAS (10/3) | --                    |
| Interceptions By | 3, ARKANSAS (10/3)              | 2, at LSU (9/26)      |
| Punts            | 8, ARKANSAS (10/3)              | 7, at LSU (9/26) --   |
| Punting Avg      | 49.4, at LSU (9/26)             | 42.2, ARKANSAS (10/3) |
| Long Punt        | 58, at LSU (9/26)               | 48, ARKANSAS (10/3)   |
| Punts Inside 20  | 5, at LSU (9/26)                | 4, ARKANSAS (10/3)    |
| Long Punt Return | 0, Twice; Last: ARKANSAS (10/3) | --                    |

## STARTERS

### OFFENSE

| OPPONENT    | LT    | LG     | C     | RG     | RT          | QB       | RB   | WR (H) | WR (X)  | WR (Y)   | WR (Z)   |
|-------------|-------|--------|-------|--------|-------------|----------|------|--------|---------|----------|----------|
| at LSU      | Cross | Eiland | Smith | Parker | Johnson, K. | Costello | Hill | Marks* | Heath   | Williams | Shavers  |
| ARKANSAS    | Cross | Sharp  | Smith | Parker | Johnson, K. | Costello | Hill | Payton | Gardner | Walley   | Mitchell |
| at Kentucky |       |        |       |        |             |          |      |        |         |          |          |
| TEXAS A&M   |       |        |       |        |             |          |      |        |         |          |          |
| at Alabama  |       |        |       |        |             |          |      |        |         |          |          |
| VANDERBILT  |       |        |       |        |             |          |      |        |         |          |          |
| AUBURN      |       |        |       |        |             |          |      |        |         |          |          |
| at Georgia  |       |        |       |        |             |          |      |        |         |          |          |
| at Ole Miss |       |        |       |        |             |          |      |        |         |          |          |
| MISSOURI    |       |        |       |        |             |          |      |        |         |          |          |

\* - Started two runnings backs

### DEFENSE

| OPPONENT    | DE         | NT      | DT      | SLB   | MLB      | WLB   | CB      | FS     | Bulldog | SS    | CB     |
|-------------|------------|---------|---------|-------|----------|-------|---------|--------|---------|-------|--------|
| at LSU      | Jones, Ko. | Crumedy | Spencer | Wheat | Thompson | Brule | Emerson | Peters | Murphy  | Craft | Furdge |
| ARKANSAS    | Jones, Ko. | Crumedy | Spencer | Wheat | Thompson | Brule | Emerson | Peters | Murphy  | Craft | Furdge |
| at Kentucky |            |         |         |       |          |       |         |        |         |       |        |
| TEXAS A&M   |            |         |         |       |          |       |         |        |         |       |        |
| at Alabama  |            |         |         |       |          |       |         |        |         |       |        |
| VANDERBILT  |            |         |         |       |          |       |         |        |         |       |        |
| AUBURN      |            |         |         |       |          |       |         |        |         |       |        |
| at Georgia  |            |         |         |       |          |       |         |        |         |       |        |
| at Ole Miss |            |         |         |       |          |       |         |        |         |       |        |
| MISSOURI    |            |         |         |       |          |       |         |        |         |       |        |

### CAREER STARTS

| Player               | Total | LT | LG | C  | RG | RT | QB  | RB | WR | DE | DT | NT | LB | CB | S  | Bulldog |
|----------------------|-------|----|----|----|----|----|-----|----|----|----|----|----|----|----|----|---------|
| Thompson, Erroll     | 47    | -- | -- | -- | -- | -- | --  | -- | -- | -- | -- | -- | 47 | -- | -- | --      |
| Costello, K.J.       | 27^   | -- | -- | -- | -- | -- | 27^ | -- | -- | -- | -- | -- | -- | -- | -- | --      |
| Eiland, Greg         | 26    | 17 | 1  | -- | -- | 8  | --  | -- | -- | -- | -- | -- | -- | -- | -- | --      |
| Hill, Kylin          | 26    | -- | -- | -- | -- | -- | --  | 26 | -- | -- | -- | -- | -- | -- | -- | --      |
| Mitchell, Osirus     | 25    | -- | -- | -- | -- | -- | --  | -- | 25 | -- | -- | -- | -- | -- | -- | --      |
| Morgan, C.J.         | 21    | -- | -- | -- | -- | -- | --  | -- | -- | -- | -- | -- | -- | 21 | -- | --      |
| Spencer, Marquiss    | 15    | -- | -- | -- | -- | -- | --  | -- | -- | 13 | 2  | -- | -- | -- | -- | --      |
| Parker, Dareuan      | 12    | -- | 10 | -- | 2  | -- | --  | -- | -- | -- | -- | -- | -- | -- | -- | --      |
| Crumedy, Jaden       | 9     | -- | -- | -- | -- | -- | --  | -- | -- | -- | 7  | 2  | -- | -- | -- | --      |
| Emerson, Martin      | 7     | -- | -- | -- | -- | -- | --  | -- | -- | -- | -- | -- | 7  | -- | -- | --      |
| Williams, Austin     | 6     | -- | -- | -- | -- | -- | --  | -- | 6  | -- | -- | -- | -- | -- | -- | --      |
| Murphy, Marcus       | 5     | -- | -- | -- | -- | -- | --  | -- | -- | -- | -- | -- | -- | 3  | -- | 2       |
| Williams, Tyler      | 5     | -- | -- | -- | -- | -- | --  | -- | -- | -- | -- | -- | 5  | -- | -- | --      |
| Jones, Kobe          | 3     | -- | -- | -- | -- | -- | --  | -- | -- | 2  | 1  | -- | -- | -- | -- | --      |
| Payton, JaVonta      | 3     | -- | -- | -- | -- | -- | --  | -- | 3  | -- | -- | -- | -- | -- | -- | --      |
| Brule, Aaron         | 2     | -- | -- | -- | -- | -- | --  | -- | -- | -- | -- | -- | 2  | -- | -- | --      |
| Craft, Londyn        | 2     | -- | -- | -- | -- | -- | --  | -- | -- | -- | -- | -- | -- | -- | 2  | --      |
| Cross, Charles       | 2     | 2  | -- | -- | -- | -- | --  | -- | -- | -- | -- | -- | -- | -- | -- | --      |
| Furdge, Esaias       | 2     | -- | -- | -- | -- | -- | --  | -- | -- | -- | -- | -- | -- | 2  | -- | --      |
| Gardner, Cameron     | 2     | -- | -- | -- | -- | -- | --  | -- | 2  | -- | -- | -- | -- | -- | -- | --      |
| Johnson, Kwatrivious | 2     | -- | -- | -- | -- | 2  | --  | -- | -- | -- | -- | -- | -- | -- | -- | --      |
| Peters, Fred         | 2     | -- | -- | -- | -- | -- | --  | -- | -- | -- | -- | -- | -- | -- | 2  | --      |
| Smith, Cole          | 2     | -- | -- | 2  | -- | -- | --  | -- | -- | -- | -- | -- | -- | -- | -- | --      |
| Spivey, Geor'quarius | 2     | -- | -- | -- | -- | -- | --  | -- | 2* | -- | -- | -- | -- | -- | -- | --      |
| Heath, Malik         | 1     | -- | -- | -- | -- | -- | --  | -- | 1  | -- | -- | -- | -- | -- | -- | --      |
| Marks, Jo'quavious   | 1     | -- | -- | -- | -- | -- | --  | 1  | -- | -- | -- | -- | -- | -- | -- | --      |
| Pickering, Nathan    | 1     | -- | -- | -- | -- | -- | --  | -- | -- | 1  | -- | -- | -- | -- | -- | --      |
| Preston Jr., Shawn   | 1     | -- | -- | -- | -- | -- | --  | -- | -- | -- | -- | -- | -- | 1  | -- | --      |
| Sharp, LaQuinston    | 1     | -- | 1  | -- | -- | -- | --  | -- | -- | -- | -- | -- | -- | -- | -- | --      |
| Shavers, Tyrell      | 1     | -- | -- | -- | -- | -- | --  | -- | 1  | -- | -- | -- | -- | -- | -- | --      |
| Walley, Jaden        | 1     | -- | -- | -- | -- | -- | --  | -- | 1  | -- | -- | -- | -- | -- | -- | --      |
| Wheat, Tyrus         | 1     | -- | -- | -- | -- | -- | --  | -- | -- | -- | -- | -- | 2  | -- | -- | --      |

\* - Two (2) starts came at tight end in 2019 | ^ - 25 starts came at QB for Stanford

## PARTICIPATION CHART

|                        | GP/GS | at LSU | ARK | at UK | TA&M | at Ala | VAN | AUB | at UGA | at OM | MIZ |
|------------------------|-------|--------|-----|-------|------|--------|-----|-----|--------|-------|-----|
| Blackwell, Paul        | 2/-   | P      | P   |       |      |        |     |     |        |       |     |
| Bowman, Reed           | 2/-   | P      | P   |       |      |        |     |     |        |       |     |
| Brule, Aaron           | 2/2   | ST     | ST  |       |      |        |     |     |        |       |     |
| Costello, K.J.         | 2/2   | ST     | ST  |       |      |        |     |     |        |       |     |
| Craft, Londyn          | 2/2   | ST     | ST  |       |      |        |     |     |        |       |     |
| Cross, Charles         | 2/2   | ST     | ST  |       |      |        |     |     |        |       |     |
| Crumedy, Jaden         | 2/2   | ST     | ST  |       |      |        |     |     |        |       |     |
| Cunningham, Brandon    | 2/-   | P      | P   |       |      |        |     |     |        |       |     |
| Davis, Jordan          | 2/-   | P      | P   |       |      |        |     |     |        |       |     |
| Day, Tucker            | 2/-   | P      | P   |       |      |        |     |     |        |       |     |
| Duncan, Collin         | 2/-   | P      | P   |       |      |        |     |     |        |       |     |
| Eiland, Greg           | 1/1   | ST     | --  |       |      |        |     |     |        |       |     |
| Emerson, Martin        | 2/2   | ST     | ST  |       |      |        |     |     |        |       |     |
| Forbes, Emmanuel       | 2/-   | P      | P   |       |      |        |     |     |        |       |     |
| Furdge, Esaiias        | 2/2   | ST     | ST  |       |      |        |     |     |        |       |     |
| Gardner, Cameron       | 2/1   | P      | ST  |       |      |        |     |     |        |       |     |
| Griffin, Lideatrick    | 2/-   | P      | P   |       |      |        |     |     |        |       |     |
| Groce Jr., Rodney      | 1/-   | P      | --  |       |      |        |     |     |        |       |     |
| Harris, Jack           | 2/-   | P      | P   |       |      |        |     |     |        |       |     |
| Heath, Malik           | 2/1   | ST     | P   |       |      |        |     |     |        |       |     |
| Hill, Kylin            | 2/2   | ST     | ST  |       |      |        |     |     |        |       |     |
| Jackson, James         | 2/-   | P      | P   |       |      |        |     |     |        |       |     |
| Jennings, R.J.         | 2/-   | P      | P   |       |      |        |     |     |        |       |     |
| Johnson, Dillon        | 2/-   | P      | P   |       |      |        |     |     |        |       |     |
| Johnson, Jett          | 1/-   | P      | --  |       |      |        |     |     |        |       |     |
| Johnson, Kwatirivous   | 2/2   | ST     | ST  |       |      |        |     |     |        |       |     |
| Jones, Kobe            | 2/2   | ST     | ST  |       |      |        |     |     |        |       |     |
| Lawrence, Dylan        | 1/-   | P      | --  |       |      |        |     |     |        |       |     |
| Lawson, Tre            | 1/-   | P      | --  |       |      |        |     |     |        |       |     |
| Marks, Jo'quavious     | 2/1   | ST     | P   |       |      |        |     |     |        |       |     |
| Mitchell, Osirus       | 2/1   | P      | ST  |       |      |        |     |     |        |       |     |
| Murphy, Marcus         | 2/2   | ST     | ST  |       |      |        |     |     |        |       |     |
| Odom, Aaron            | 2/-   | P      | P   |       |      |        |     |     |        |       |     |
| Parker, Dareuan        | 2/2   | ST     | ST  |       |      |        |     |     |        |       |     |
| Payton, JaVonta        | 2/1   | P      | ST  |       |      |        |     |     |        |       |     |
| Pendley, Nick          | 2/-   | P      | P   |       |      |        |     |     |        |       |     |
| Peters, Fred           | 2/2   | ST     | ST  |       |      |        |     |     |        |       |     |
| Pickering, Nathan      | 2/-   | P      | P   |       |      |        |     |     |        |       |     |
| Preston Jr., Shawn     | 2/-   | P      | P   |       |      |        |     |     |        |       |     |
| Richardson, Decamerion | 1/-   | --     | P   |       |      |        |     |     |        |       |     |
| Ruiz, Brandon          | 2/-   | P      | P   |       |      |        |     |     |        |       |     |
| Sharp, LaQuinston      | 2/1   | P      | ST  |       |      |        |     |     |        |       |     |
| Shavers, Tyrell        | 2/1   | ST     | P   |       |      |        |     |     |        |       |     |
| Shrader, Garret        | 2/-   | P      | P   |       |      |        |     |     |        |       |     |
| Smith, Cole            | 2/2   | ST     | ST  |       |      |        |     |     |        |       |     |
| Spencer, Marquiss      | 2/2   | ST     | ST  |       |      |        |     |     |        |       |     |
| Spivey, Geor'quarius   | 2/-   | P      | P   |       |      |        |     |     |        |       |     |
| Thompson, Erroll       | 2/2   | ST     | ST  |       |      |        |     |     |        |       |     |
| Timbs, Sherman         | 2/-   | P      | P   |       |      |        |     |     |        |       |     |
| Walley, Jaden          | 2/1   | P      | ST  |       |      |        |     |     |        |       |     |
| Watson, Nathaniel      | 2/-   | P      | P   |       |      |        |     |     |        |       |     |
| Wheat, Tyrus           | 2/2   | ST     | ST  |       |      |        |     |     |        |       |     |
| Williams, Austin       | 2/1   | ST     | P   |       |      |        |     |     |        |       |     |
| Witherspoon, Lee       | 2/-   | P      | P   |       |      |        |     |     |        |       |     |
| Young, Cameron         | 1/-   | P      | --  |       |      |        |     |     |        |       |     |



## CAREER PARTICIPATION

| Games/Starts        | '17   | '18    | '19   | '20 | Career |
|---------------------|-------|--------|-------|-----|--------|
| Anderson, Somon     | --    | 2/0    | 2/0   | --  | 4/0    |
| Banks, Carson       | --    | --     | --    | --  | --     |
| Banks, Jay ^        | --    | 1/0^   | --    | --  | --     |
| Banks, Jevon        | --    | --     | --    | --  | --     |
| Blackwell, Paul     | --    | --     | 13/0  | 2/0 | 15/0   |
| Bowman, Reed ^      | --    | 12/0^  | 1/0   | 2/0 | 15/0^  |
| Brooks, Bo          | --    | --     | --    | --  | --     |
| Brule, Aaron        | --    | 4/0    | 13/0  | 2/2 | 19/2   |
| Buys, Reed          | --    | --     | --    | --  | --     |
| Cass, Kyle          | --    | --     | --    | --  | --     |
| Charles, Korey      | 3/0   | 7/0    | 7/0   | --  | 17/0   |
| Christmann, Jace    | 13/0  | 13/0   | 12/0  | --  | 38/0   |
| Conner, Aadreekis   | --    | --     | 9/0   | --  | 9/0    |
| Cooley, Armondous   | --    | --     | --    | --  | --     |
| Costello, K.J.      | 11/7^ | 13/13^ | 5/5^  | 2/2 | 31/27^ |
| Cox, Colby          | --    | --     | --    | --  | --     |
| Craft, Londyn       | --    | 2/0    | 6/0   | 2/2 | 10/2   |
| Cross, Charles      | --    | --     | 3/0   | 2/2 | 5/2    |
| Crumedy, Jaden      | --    | 2/0    | 12/7  | 2/2 | 16/9   |
| Cumbest, Brad       | --    | 3/0    | 11/0  | --  | 14/0   |
| Cunningham, Brandon | --    | --     | --    | 2/0 | 2/0    |
| Davis, Jordan       | --    | --     | --    | 2/0 | 2/0    |
| Day, Tucker         | 2/0   | 13/0   | 13/0  | 2/0 | 30/0   |
| Ducking, Caleb      | --    | --     | --    | --  | --     |
| Duncan, Collin      | --    | --     | 11/0  | 2/0 | 13/0   |
| Eiland, Greg        | 13/4  | 13/13  | 11/8  | 1/1 | 38/26  |
| Emerson, Martin     | --    | --     | 13/5  | 2/2 | 15/7   |
| Forbes, Emmanuel    | --    | --     | --    | 2/0 | 2/0    |
| Ford, Christian     | --    | --     | --    | --  | --     |
| Furdge, Esaias      | --    | 2/0    | --    | 2/2 | 4/2    |
| Gardner, Cameron    | --    | 3/0    | 13/1  | 2/1 | 18/2   |
| Garner, John        | --    | --     | --    | --  | --     |
| Garner, Joseph      | --    | --     | --    | --  | --     |
| Goodman, Scott      | --    | 13/0   | 12/0  | --  | 25/0   |
| Greer, Haze         | --    | --     | --    | --  | --     |
| Griffin, Lideatrick | --    | --     | --    | 2/0 | 2/0    |
| Groce Jr., Rodney   | --    | --     | --    | 1/0 | 1/0    |
| Guidry, Landon      | --    | 8/0    | 12/0  | --  | 20/0   |
| Hammond, Hayes      | --    | --     | --    | --  | --     |
| Harris, Jack        | --    | --     | 1/0   | 2/0 | 3/0    |
| Harvey, Rufus       | --    | --     | --    | --  | --     |
| Heath, Malik        | --    | --     | --    | 2/1 | 2/1    |
| Hill, Kylin         | 13/0  | 11/11  | 13/13 | 2/2 | 39/26  |
| Hoyer, Jordon       | --    | --     | --    | --  | --     |
| Jackson, Grant      | --    | --     | --    | --  | --     |
| Jackson, James      | --    | 4/0    | 8/0   | 2/0 | 14/0   |
| Jennings, R.J.      | --    | 9/0    | 5/0   | 2/0 | 16/0   |
| Jernighan, J.J.     | --    | --     | --    | --  | --     |
| Jimison, Jay        | --    | --     | --    | --  | --     |
| Johnson, Dillon     | --    | --     | --    | 2/0 | 2/0    |
| Johnson, Jett       | --    | 2/0    | --    | 1/0 | 3/0    |
| Johnson, Kwatrivous | --    | 2/0    | 2/0   | 2/2 | 6/2    |
| Johnson, Ramble     | --    | --     | --    | --  | --     |
| Jones, Donte        | 4/0   | 12/0   | 12/0  | --  | 28/0   |
| Jones, Kameron      | --    | --     | --    | --  | --     |
| Jones, Kobe         | 13/0  | 13/1   | 13/1  | 2/2 | 41/4   |
| King, Brodie        | --    | --     | --    | --  | --     |
| King Ani, Izuchukwu | --    | --     | --    | --  | --     |
| Lashley, Scott^     | 3/0^  | 8/0^   | 8/0^  | --  | 19/0^  |
| Lawrence, Dylan     | --    | --     | 1/0   | 1/0 | 2/0    |
| Lawson, Tre         | --    | --     | --    | 1/0 | 1/0    |
| Love, Allen^        | --    | 4/0^   | --    | --  | 4/0^   |
| Marks, Jo'quavius   | --    | --     | --    | 2/1 | 2/1    |
| Martin, Aidan       | --    | --     | --    | --  | --     |

| Games/Starts           | '17   | '18   | '19   | '20 | Career |
|------------------------|-------|-------|-------|-----|--------|
| Mayden, Jalen          | --    | 3/0   | --    | --  | 3/0    |
| McCord, Nolan          | --    | --    | --    | --  | --     |
| Mitchell, Osirus       | 9/0   | 13/13 | 13/11 | 2/1 | 37/25  |
| Morgan, C.J.           | 10/0  | 13/3  | 9/9   | --  | 32/12  |
| Murphy, Marcus         | --    | 12/0  | 5/3   | 2/2 | 19/5   |
| Odum, Aaron            | --    | 2/0   | 3/0   | 2/0 | 7/0    |
| Parker, Dareuan        | 12/0  | 13/0  | 11/11 | 2/2 | 38/13  |
| Payton, JaVonta        | --    | --    | 12/2  | 2/1 | 14/3   |
| Pendley, Nick          | --    | --    | 2/0   | 2/0 | 4/0    |
| Peters, Fred           | --    | --    | 13/0  | 2/2 | 15/2   |
| Pickering, Nathan      | --    | --    | 9/1   | 2/0 | 11/1   |
| Preston Jr., Shawn     | --    | 1/0   | 7/1   | 2/0 | 10/1   |
| Pruitt, Kyziah         | --    | --    | --    | --  | --     |
| Purvis, J.P.           | --    | --    | 4/0   | --  | 4/0    |
| Reed, Jaylon           | --    | 3/0   | --    | --  | 3/0    |
| Richardson, Decamerion | --    | --    | --    | 1/0 | 1/0    |
| Robinson, Devon        | --    | 1/0   | --    | --  | 1/0    |
| Rogers, Will           | --    | --    | --    | --  | --     |
| Ruiz, Brandon^         | 13/0^ | 13/0^ | --    | 2/0 | 28/0^  |
| Russell, Demonte'      | --    | --    | 3/0   | --  | 3/0    |
| Ryland, Will           | --    | --    | --    | --  | --     |
| Sanders, Malik         | --    | --    | --    | --  | --     |
| Selmon, Javorrius      | --    | --    | --    | --  | --     |
| Sharp, LaQuinston      | --    | --    | 9/5   | 2/1 | 11/6   |
| Shavers, Tyrell^       | --    | 15/0^ | 13/0^ | 2/1 | 30/1   |
| Shrader, Garrett       | --    | --    | 10/4  | 2/0 | 12/4   |
| Smith, Cole            | --    | --    | --    | 2/2 | 2/2    |
| Spencer, Marquiss      | 13/0* | 5/1   | 13/13 | 2/2 | 43/14  |
| Spivey, Geor'quarius   | --    | 3/0   | 13/2  | 2/0 | 18/2   |
| Stanic, Matt           | --    | --    | --    | --  | --     |
| Stewart, Jamari        | --    | --    | --    | --  | --     |
| Stolberg, Justin       | --    | --    | --    | --  | --     |
| Swanson, Cody          | --    | --    | --    | --  | --     |
| Swanson, Nathan        | --    | 2/0   | --    | --  | 2/0    |
| Thompson, Erroll       | 13/3  | 13/13 | 13/13 | 2/2 | 41/31  |
| Threatt, Cam           | --    | --    | --    | --  | --     |
| Tice, Camp             | --    | --    | --    | --  | --     |
| Timbs, Sherman         | --    | 1/0   | 12/0  | 2/0 | 15/0   |
| Torbor, Quinton        | --    | --    | --    | --  | --     |
| Walker, Kareem         | --    | --    | --    | --  | --     |
| Walley, Jaden          | --    | --    | --    | 2/1 | 2/1    |
| Walters, Allen ^       | --    | --    | 3/0^  | --  | 3/0^   |
| Warren, Powers         | --    | 5/0   | 1/0   | --  | 6/0    |
| Watson, Nathaniel      | --    | 2/0   | 7/0   | 2/0 | 11/0   |
| Wells, Omni            | --    | --    | --    | --  | --     |
| Wheat, Tyrus           | --    | --    | --    | 2/2 | 2/2    |
| Williams, Austin       | --    | 13/5  | 13/0  | 2/1 | 28/6   |
| Williams, Tyler        | --    | 9/0   | 10/5  | --  | 19/5   |
| Wilson, Trip           | --    | --    | --    | --  | --     |
| Witherspoon, Lee       | --    | --    | 10/0  | 2/0 | 12/0   |
| Young, Cameron         | --    | 1/0   | 8/0   | 1/0 | 10/0   |
| Zakkak, JT             | --    | --    | --    | --  | --     |

\* - 2016 season | ^ includes prior school

2020 RESULTS & STATISTICS

| Date     | MSU Rank | Opponent (Rank)        | Score    | Attendance | SEC | Overall |
|----------|----------|------------------------|----------|------------|-----|---------|
| Sept. 26 | --       | at LSU * (6/5)         | W, 44-34 | 21,124     | 1-0 | 1-0     |
| Oct. 3   | 16/14    | Arkansas *             | L, 14-21 | 13,564     | 1-1 | 1-1     |
| Oct. 10  | RV/RV    | at Kentucky * (---/RV) |          |            |     |         |
| Oct. 17  |          | Texas A&M *            |          |            |     |         |
| Oct. 31  |          | at Alabama *           |          |            |     |         |
| Nov. 7   |          | Vanderbilt *           |          |            |     |         |
| Nov. 14  |          | Auburn *               |          |            |     |         |
| Nov. 21  |          | at Georgia *           |          |            |     |         |
| Nov. 28  |          | at Ole Miss *          |          |            |     |         |
| Dec. 5   |          | Missouri *.            |          |            |     |         |

\* - Southeastern Conference game; Rankings - AP/Coaches.

| TEAM STATISTICS         | Mississippi State | Opponent   |    |    |       |         |
|-------------------------|-------------------|------------|----|----|-------|---------|
| SCORING                 | 58                | 55         |    |    |       |         |
| Points Per Game         | 29.0              | 27.5       |    |    |       |         |
| Points Off Turnovers    | 7                 | 24         |    |    |       |         |
| FIRST DOWNS             | 48                | 42         |    |    |       |         |
| Rushing                 | 7                 | 14         |    |    |       |         |
| Passing                 | 41                | 26         |    |    |       |         |
| Penalty                 | 0                 | 2          |    |    |       |         |
| RUSHING YARDAGE         | 96                | 143        |    |    |       |         |
| Yards Gained Rushing    | 149               | 228        |    |    |       |         |
| Yards Lost Rushing      | 53                | 85         |    |    |       |         |
| Rushing Attempts        | 40                | 75         |    |    |       |         |
| Average Per Rush        | 2.4               | 1.9        |    |    |       |         |
| Average Per Game        | 48.0              | 71.5       |    |    |       |         |
| TDs Rushing             | 1                 | 0          |    |    |       |         |
| PASSING YARDAGE         | 936               | 557        |    |    |       |         |
| Comp-Att-Int            | 79-120-5          | 47-74-2    |    |    |       |         |
| Average Per Pass        | 7.8               | 7.5        |    |    |       |         |
| Average Per Catch       | 11.8              | 11.9       |    |    |       |         |
| Average Per Game        | 468.0             | 278.5      |    |    |       |         |
| TDs Passing             | 6                 | 5          |    |    |       |         |
| TOTAL OFFENSE           | 1032              | 700        |    |    |       |         |
| Total Plays             | 160               | 149        |    |    |       |         |
| Average Per Play        | 6.4               | 4.7        |    |    |       |         |
| Average Per Game        | 516.0             | 350.0      |    |    |       |         |
| KICK RETURNS: #-YARDS   | 2-49              | 1-16       |    |    |       |         |
| PUNT RETURNS: #-YARDS   | 3-21              | 2--3       |    |    |       |         |
| INT RETURNS: #-YARDS    | 2-20              | 5-109      |    |    |       |         |
| KICK RETURN AVERAGE     | 24.5              | 16.0       |    |    |       |         |
| PUNT RETURN AVERAGE     | 7.0               | -1.5       |    |    |       |         |
| INT RETURN AVERAGE      | 10.0              | 21.8       |    |    |       |         |
| FUMBLES-LOST            | 3-3               | 2-2        |    |    |       |         |
| PENALTIES-YARDS         | 11-65             | 12-71      |    |    |       |         |
| Average Per Game        | 32.5              | 35.5       |    |    |       |         |
| PUNTS-YARDS             | 8-347             | 15-684     |    |    |       |         |
| Average Per Punt        | 43.4              | 45.6       |    |    |       |         |
| Net Punt Average        | 43.8              | 42.9       |    |    |       |         |
| KICKOFFS-YARDS          | 12-780            | 11-713     |    |    |       |         |
| Average Per Kick        | 65.0              | 64.8       |    |    |       |         |
| Net Kick Average        | 40.8              | 39.9       |    |    |       |         |
| TIME OF POSSESSION/GAME | 33:24             | 26:36      |    |    |       |         |
| 3RD-DOWN CONVERSIONS    | 14/33             | 10/31      |    |    |       |         |
| 3rd-Down Pct.           | 42%               | 32%        |    |    |       |         |
| 4TH-DOWN CONVERSIONS    | 4/6               | 1/2        |    |    |       |         |
| 4th-Down Pct.           | 67%               | 50%        |    |    |       |         |
| SACKS BY-YARDS          | 10-58             | 6-49       |    |    |       |         |
| MISC YARDS              | 0                 | 0          |    |    |       |         |
| TOUCHDOWNS SCORED       | 7                 | 7          |    |    |       |         |
| FIELD GOALS-ATTEMPTS    | 3-3               | 2-2        |    |    |       |         |
| ON-SIDE KICKS           | 0-0               | 0-0        |    |    |       |         |
| RED-ZONE SCORES         | (6-8) 75%         | (5-6) 83%  |    |    |       |         |
| RED-ZONE TOUCHDOWNS     | (3-8) 38%         | (3-6) 50%  |    |    |       |         |
| PAT-ATTEMPTS            | (7-7) 100%        | (7-7) 100% |    |    |       |         |
| ATTENDANCE              | 1/13,564          | 1/21,124   |    |    |       |         |
| Neutral Site Games      | --                | --         |    |    |       |         |
| SCORE BY QUARTERS       | 1                 | 2          | 3  | 4  | Total | Average |
| Mississippi State       | 10                | 14         | 17 | 17 | 58    | 29.2    |
| Opponents               | 7                 | 21         | 17 | 10 | 55    | 27.5    |

| PASSING        | G | Rating | C-A-I    | Pct. | Yards | TD | LP | Avg./G |
|----------------|---|--------|----------|------|-------|----|----|--------|
| Costello, K.J. | 2 | 140.69 | 79-119-5 | 66.4 | 936   | 6  | 75 | 468.0  |
| TEAM           | 2 | --     | 0-1-0    | --   | --    | -- | -- | --     |
| Total          | 2 | 139.52 | 79-120-5 | 65.8 | 936   | 6  | 75 | 468.0  |
| Opponents      | 2 | 143.63 | 47-74-2  | 63.5 | 557   | 5  | 52 | 278.5  |

Statistician's Note  
Passing rating formula: [(8.4 x yards) + (330 x touchdowns) - (200 x interceptions) + (100 x completions)] / attempts.

| RUSHING            | G | Att. | Gain | Loss | Net   | Avg./Att. | TD | LG | Avg./G  |
|--------------------|---|------|------|------|-------|-----------|----|----|---------|
| Marks, Jo'quavious | 2 | 13   | 54   | 2    | 52    | 4.0       | -- | 11 | 26.0    |
| Hill, Kylin        | 2 | 8    | 41   | --   | 41    | 5.1       | -- | 12 | 20.5    |
| Johnson, Dillon    | 2 | 9    | 39   | --   | 39    | 4.3       | 1  | 9  | 19.5    |
| TEAM               | 2 | 1    | --   | 2    | (-2)  | (-2.0)    | -- | 0  | -1.0    |
| Costello, K.J.     | 2 | 9    | 15   | 49   | (-34) | (-3.8)    | -- | 7  | (-17.0) |
| Total              | 2 | 40   | 149  | 53   | 96    | 2.4       | 1  | 12 | 48.0    |
| Opponents          | 2 | 75   | 228  | 85   | 143   | 1.9       | -- | 12 | 71.5    |

| RECEIVING           | G | No. | Yards | Avg./Rec. | TD | LG | Avg./G |
|---------------------|---|-----|-------|-----------|----|----|--------|
| Mitchell, Osirus    | 2 | 12  | 244   | 20.3      | 2  | 43 | 122.0  |
| Marks, Jo'quavious  | 2 | 11  | 48    | 4.4       | -- | 13 | 24.0   |
| Johnson, Dillon     | 2 | 9   | 39    | 4.3       | -- | 10 | 19.5   |
| Hill, Kylin         | 2 | 8   | 158   | 19.8      | 1  | 75 | 79.0   |
| Payton, JaVonta     | 2 | 8   | 145   | 18.1      | 1  | 34 | 72.5   |
| Williams, Austin    | 2 | 7   | 57    | 8.1       | 1  | 14 | 28.5   |
| Walley, Jaden       | 2 | 6   | 56    | 9.3       | -- | 16 | 28.0   |
| Heath, Malik        | 2 | 6   | 28    | 4.7       | -- | 12 | 14.0   |
| Shavers, Tyrell     | 2 | 5   | 89    | 17.8      | 1  | 37 | 44.5   |
| Gardner, Cameron    | 2 | 5   | 67    | 13.4      | -- | 24 | 33.5   |
| Shrader, Garret     | 2 | 1   | 8     | 8.0       | -- | 8  | 4.0    |
| Johnson, Kawtrivous | 2 | 1   | (-3)  | (-3.0)    | -- | -- | (-3.0) |
| Total               | 2 | 79  | 936   | 11.8      | 6  | 75 | 468.0  |
| Opponents           | 2 | 47  | 557   | 11.9      | 5  | 52 | 278.5  |

| TOTAL OFFENSE      | G | Plays | Rushing | Passing | Total | Avg./G |
|--------------------|---|-------|---------|---------|-------|--------|
| Costello, K.J.     | 2 | 128   | -34     | 936     | 902   | 451.0  |
| Marks, Jo'quavious | 2 | 13    | 52      | --      | 52    | 26.0   |
| Hill, Kylin        | 2 | 8     | 41      | --      | 41    | 20.5   |
| Johnson, Dillon    | 2 | 9     | 39      | --      | 39    | 19.5   |
| TEAM               | 2 | 2     | (-2)    | --      | (-2)  | (-1.0) |
| Total              | 2 | 160   | 96      | 936     | 1032  | 516.0  |
| Opponents          | 2 | 149   | 143     | 557     | 700   | 350.0  |

| KICKOFF RETURNS | No. | Yards | Avg./Ret. | TD | LG |
|-----------------|-----|-------|-----------|----|----|
| Payton, JaVonta | 2   | 49    | 24.5      | -- | 26 |
| Total           | 2   | 49    | 24.5      | -- | 26 |
| Opponents       | 1   | 16    | 16.0      | -- | 16 |

| PUNT RETURNS     | No. | Yards | Avg./Ret. | TD | LG |
|------------------|-----|-------|-----------|----|----|
| Walley, Jaden    | 2   | 21    | 10.5      | -- | 20 |
| Williams, Austin | 1   | --    | --        | -- | -- |
| Total.....       | 3   | 21    | 7.0       | -- | 20 |
| Opponents.....   | 2   | (-3)  | (-1.5)    | -- | -- |

| ALL-PURPOSE YARDAGE | G | Rushing | Receiving | Punt Returns | KO Returns | Int. Returns | Total | Avg./G  |
|---------------------|---|---------|-----------|--------------|------------|--------------|-------|---------|
| Mitchell, Osirus    | 2 | --      | 244       | --           | --         | --           | 244   | 122.0   |
| Hill, Kylin         | 2 | 41      | 158       | --           | --         | --           | 199   | 99.5    |
| Payton, JaVonta     | 2 | --      | 145       | --           | 49         | --           | 194   | 97.0    |
| Marks, Jo'quavious  | 2 | 52      | 48        | --           | --         | --           | 100   | 50.0    |
| Shavers, Tyrell     | 2 | --      | 89        | --           | --         | --           | 89    | 44.5    |
| Johnson, Dillon     | 2 | 39      | 39        | --           | --         | --           | 78    | 39.0    |
| Walley, Jaden       | 2 | --      | 56        | 21           | --         | --           | 77    | 38.5    |
| Gardner, Cameron    | 2 | --      | 67        | --           | --         | --           | 67    | 33.5    |
| Williams, Austin    | 2 | --      | 57        | --           | --         | --           | 57    | 28.5    |
| Heath, Malik        | 2 | --      | 28        | --           | --         | --           | 28    | 14.0    |
| Furdge, Esaias      | 2 | --      | -         | --           | --         | 20           | 20    | 10.0    |
| Shrader, Garret     | 2 | --      | 8         | --           | --         | --           | 8     | 4.0     |
| TEAM                | 2 | (-2)    | --        | --           | --         | --           | (-2)  | (-1.0)  |
| Johnson, Kwatrivous | 2 | --      | (-3)      | --           | --         | --           | (-3)  | (-1.5)  |
| Costello, K.J.      | 2 | (-34)   | --        | --           | --         | --           | (-34) | (-17.0) |
| Total               | 2 | 96      | 936       | 21           | 49         | 20           | 1,122 | 561.0   |
| Opponents           | 2 | 143     | 557       | (-3)         | 16         | 109          | 822   | 411.0   |

| ..... Points After Touchdown ..... |    |     |      |      |      |      |     |     |        |
|------------------------------------|----|-----|------|------|------|------|-----|-----|--------|
| SCORING                            | TD | FG  | Kick | Rush | Rec. | Pass | DXP | Saf | Points |
| Ruiz, Brandon                      | 0  | 3-3 | 7-7  | --   | --   | --   | --  | --  | 16     |
| Mitchell, Osirus                   | 2  | --  | --   | --   | --   | --   | --  | --  | 12     |
| Johnson, Dillon                    | 1  | --  | --   | --   | --   | --   | --  | --  | 6      |
| Payton, JaVonta                    | 1  | --  | --   | --   | --   | --   | --  | --  | 6      |
| Hill, Kylin                        | 1  | --  | --   | --   | --   | --   | --  | --  | 6      |
| Williams, Austin                   | 1  | --  | --   | --   | --   | --   | --  | --  | 6      |
| Shavers, Tyrell                    | 1  | --  | --   | --   | --   | --   | --  | --  | 6      |
| Total                              | 7  | 3-3 | 7-7  | --   | --   | --   | --  | --  | 58     |
| Opponents                          | 7  | 2-2 | 7-7  | --   | --   | --   | --  | --  | 55     |

| PUNTING      | No. | Yards | Average | LG | TB | FC | I-20 | 50+ | Blk. |
|--------------|-----|-------|---------|----|----|----|------|-----|------|
| Day, Tucker  | 4   | 170   | 42.5    | 58 | -- | -- | --   | 1   | --   |
| Bowman, Reed | 4   | 177   | 44.2    | 51 | -- | 2  | 2    | 1   | --   |
| Total        | 8   | 347   | 43.4    | 58 | -- | 2  | 2    | 2   | --   |
| Opponents    | 15  | 684   | 45.6    | 58 | 1  | 8  | 9    | 3   | --   |

| FIELD GOALS   | FG  | Pct.  | 1-19 | 20-29 | 30-39 | 40-49 | 50+ | LG | Blk. |
|---------------|-----|-------|------|-------|-------|-------|-----|----|------|
| Ruiz, Brandon | 3-3 | 100.0 | --   | 1-1   | 1-1   | 1-1   | --  | 43 | --   |


Progression (Makes in (##)): (35),(24),(43) | -- |

| KICKOFFS      | No. | Yards | Average | TB | OB |
|---------------|-----|-------|---------|----|----|
| Ruiz, Brandon | 12  | 780   | 65.0    | 11 | -- |
| Total         | 12  | 780   | 65.0    | 11 | -- |
| Opponents     | 11  | 713   | 64.8    | 9  | -- |

| INTERCEPTIONS    | No.      | Yards      | Average     | TD        | LG        |
|------------------|----------|------------|-------------|-----------|-----------|
| Furdge, Esaias   | 1        | 20         | 20.0        | --        | 20        |
| Forbes, Emmanuel | 1        | --         | --          | --        | --        |
| <b>Total</b>     | <b>2</b> | <b>20</b>  | <b>10.0</b> | <b>--</b> | <b>20</b> |
| <b>Opponents</b> | <b>5</b> | <b>109</b> | <b>21.8</b> | <b>2</b>  | <b>69</b> |

| FUMBLE RETURNS   | No.       | Yards     | Average   | TD        | LG        |
|------------------|-----------|-----------|-----------|-----------|-----------|
| ---              |           |           |           |           |           |
| <b>Total</b>     | <b>--</b> | <b>--</b> | <b>--</b> | <b>--</b> | <b>--</b> |
| <b>Opponents</b> | <b>--</b> | <b>--</b> | <b>--</b> | <b>--</b> | <b>--</b> |

| DEFENSE            | G-GS       | Solo      | Assist    | Total      | TFL-Yards      | Sacks-Yards    | Int.-Yards   | PBU       | QBH      | FR-Yards   | FF       | Blk       | Safety    |
|--------------------|------------|-----------|-----------|------------|----------------|----------------|--------------|-----------|----------|------------|----------|-----------|-----------|
| Thompson, Erroll   | 2-2        | 10        | 13        | 23         | 1.0-6          | 1.0-6          | --           | --        | --       | --         | --       | --        | --        |
| Preston Jr., Shawn | 2-0        | 8         | 8         | 16         | 1.0-1          | --             | --           | --        | --       | --         | --       | --        | --        |
| Brule, Aaron       | 2-2        | 8         | 7         | 15         | 2.0-13         | 2.0-13         | --           | --        | 3        | 1-0        | --       | --        | --        |
| Emerson, Martin    | 2-2        | 6         | 6         | 12         | 1.0-1          | --             | --           | --        | --       | --         | --       | --        | --        |
| Peters, Fred       | 2-2        | 5         | 7         | 12         | --             | --             | --           | 1         | --       | --         | --       | --        | --        |
| Furdge, Esaias     | 2-2        | 8         | 3         | 11         | --             | --             | 1-20         | --        | --       | --         | --       | --        | --        |
| Murphy, Marcus     | 2-2        | 4         | 6         | 10         | --             | --             | --           | --        | --       | --         | --       | --        | --        |
| Spencer, Marquiss  | 2-2        | 6         | 2         | 8          | 3.0-11         | 2.0-10         | --           | --        | 1        | --         | 1        | --        | --        |
| Davis, Jordan      | 2-0        | 2         | 6         | 8          | --             | --             | --           | 1         | --       | --         | --       | --        | --        |
| Pickering, Nathan  | 2-0        | 1         | 6         | 7          | 1.5-5          | 1.5-5          | --           | --        | --       | --         | --       | --        | --        |
| Craft, Londyn      | 2-2        | 3         | 3         | 6          | --             | --             | --           | --        | --       | 1-0        | --       | --        | --        |
| Jones, Kobe        | 2-2        | --        | 6         | 6          | 1.0-7          | 1.0-7          | --           | --        | --       | --         | --       | --        | --        |
| Wheat, Tyrus       | 2-2        | 3         | 3         | 6          | 1.5-11         | 1.5-11         | --           | 1         | --       | --         | --       | --        | --        |
| Crumedy, Jaden     | 2-2        | 1         | 4         | 5          | 1.0-6          | 1.0-6          | --           | 1         | 1        | --         | --       | --        | --        |
| Watson, Nathaniel  | 2-0        | 2         | 1         | 3          | --             | --             | --           | --        | --       | --         | --       | --        | --        |
| Odom, Aaron        | 2-0        | 1         | 2         | 3          | 1.0-2          | --             | --           | --        | --       | --         | --       | --        | --        |
| Lawrence, Dylan    | 1-0        | --        | 3         | 3          | --             | --             | --           | --        | --       | --         | --       | --        | --        |
| Harris, Jack       | 2-0        | --        | 2         | 2          | --             | --             | --           | --        | --       | --         | --       | --        | --        |
| Walley, Jaden      | 2-0        | 1         | --        | 1          | --             | --             | --           | --        | --       | --         | --       | --        | --        |
| Payton, JaVonta    | 2-0        | 1         | --        | 1          | --             | --             | --           | --        | --       | --         | --       | --        | --        |
| Duncan, Collin     | 2-0        | 1         | --        | 1          | --             | --             | --           | --        | --       | --         | --       | --        | --        |
| Forbes, Emmanuel   | 2-0        | --        | 1         | 1          | --             | --             | 1-0          | --        | --       | --         | --       | --        | --        |
| Johnson, Jett      | 1-0        | --        | 1         | 1          | --             | --             | --           | --        | --       | --         | --       | --        | --        |
| <b>Total</b>       | <b>2-0</b> | <b>71</b> | <b>90</b> | <b>161</b> | <b>14.0-63</b> | <b>10.0-58</b> | <b>2-20</b>  | <b>4</b>  | <b>5</b> | <b>2-0</b> | <b>1</b> | <b>--</b> | <b>--</b> |
| <b>Opponents</b>   | <b>2-0</b> | <b>76</b> | <b>78</b> | <b>154</b> | <b>10.0-59</b> | <b>6.0-49</b>  | <b>5-109</b> | <b>12</b> | <b>2</b> | <b>3-0</b> | <b>1</b> | <b>--</b> | <b>--</b> |



**PAUL BLACKWELL** 43  
Long Snapper | 5-10 | 205  
Senior (1L)  
Pascagoula, Miss./Resurrection Catholic  
Major: Business Administration (Graduate)

» CAREER NOTES & RECORDS

**Career:** Walk-on long snapper ... Owns undergraduate degree in chemical engineering ... Handled all long snapping duties in 2019 and 2020 ... Two-time member of the SEC Fall Academic Honor Roll (2018-19).

» 2020

**Awards:** Named to Patrick Mannelly Award preseason watch list for the overall best long snapper in the FBS.

**Season:** Started two games at long snapper.

» 2020 GAME-BY-GAME

**Tackles (Solo-Assisted-Total)**

at LSU 0-0-0; ARKANSAS 0-0-0.

» BLACKWELL'S CAREER STATISTICS & GAME HIGHS

|               | UA-A       | TK       | FF       | FR       | I        | PBU      | SACK     | TFL      |
|---------------|------------|----------|----------|----------|----------|----------|----------|----------|
| 2018          | -          | -        | -        | -        | -        | -        | -        | -        |
| 2019          | 3-0        | 3        | -        | 1        | -        | -        | -        | -        |
| 2020          | -          | -        | -        | -        | -        | -        | -        | -        |
| <b>CAREER</b> | <b>3-0</b> | <b>3</b> | <b>-</b> | <b>1</b> | <b>-</b> | <b>-</b> | <b>-</b> | <b>-</b> |

**Tackles** ..... 1; Three Times: Last Ole Miss, 11/28/19

**Fumble Recoveries** ..... 1; Kansas State, 9/14/19



**REED BOWMAN** 97  
Punter | 6-0 | 200  
Senior (SQ)  
Magnolia, Texas/Texas Tech  
Major: Marketing

» 2020

**Season:** Appeared in two games ... One of 17 student-athletes to make their Mississippi State debut in 2020 ... Served as the holder on all placements.

**at LSU (9/26):** Lone punt traveled 39 yards and pinned the Tigers inside their own 20-yard line. **ARKANSAS (10/3):** Punted three times for 138 yards (46.0 ypp) ... Boomed a long punt of 51 yards ... Pinned one punt inside the 20-yard line.

» BOWMAN'S CAREER PUNTING STATISTICS & GAME HIGHS

|               | Punts    | Yards      | Avg.        | I-20     | FC       | 50+      | LG        | BLK      |
|---------------|----------|------------|-------------|----------|----------|----------|-----------|----------|
| 2018*         | -        | -          | -           | -        | -        | -        | -         | -        |
| 2019          | 2        | 82         | 41.0        | 1        | -        | 1        | 51        | -        |
| 2020          | 4        | 177        | 44.2        | 2        | 2        | 1        | 51        | -        |
| <b>CAREER</b> | <b>7</b> | <b>259</b> | <b>43.2</b> | <b>3</b> | <b>2</b> | <b>2</b> | <b>51</b> | <b>-</b> |

\* - at Texas Tech

**Punts** ..... 3; Arkansas, 10/3/20

**Punt Yards** ..... 138; Arkansas, 10/3/20

**Punt Average** ..... 46.0; Arkansas, 10/3/20

**Longest Punt** ..... 51; Twice: Last Arkansas, 10/3/20

**50+ Yard Punt** ..... 1; Twice: Last Arkansas, 10/3/20

**Punts Downed Inside the 20** ..... 1; Three Times: Last Arkansas, 10/3/20



**AARON BRULE** 3  
Linebacker | 6-1 | 230  
Sophomore (1L)  
New Orleans, La./Archbishop Rummel  
Major: Psychology

» 2020

**Season:** Started one game ... One of 12 Bulldogs to make their first career start in 2020.

**Rankings:** Ranks tied for No. 5 nationally and No. 1 in the SEC in fumbles recovered (1) ... Sits tied for No. 17 in the NCAA and No. 3 in the SEC in sacks (1.0 spg) ... Is tied for No. 75 in the FBS and No. 19 in the SEC in tackles (7.5 tpg).

**at LSU (9/26):** Made his first career start ... Notched a career-best 10 tackles, six of which were unassisted ... Recorded a solo sack late in the fourth quarter. **Arkansas (10/3):** Finished with five tackles ... Added one sack ... Recovered a fourth-quarter fumble ... Graded as the top pass rusher for State (79.8) and was second on the team for tackling grade (80.4), according to PFF.

» 2020 GAME-BY-GAME

**Tackles (Solo-Assisted-Total)**

at LSU 6-4-10; ARKANSAS 2-3-5.

» BRULE'S CAREER STATISTICS & GAME HIGHS

|               | UA-A         | TK        | FF       | FR       | I        | PBU      | SACK          | TFL           |
|---------------|--------------|-----------|----------|----------|----------|----------|---------------|---------------|
| 2018          | 0-1          | 1         | -        | -        | -        | -        | -             | -             |
| 2019          | 2-9          | 11        | -        | 1        | -        | -        | 1.0-3         | 1.5-4         |
| 2020          | 8-7          | 15        | -        | 1        | -        | -        | 2.0-13        | 2.0-13        |
| <b>CAREER</b> | <b>10-17</b> | <b>27</b> | <b>-</b> | <b>2</b> | <b>-</b> | <b>-</b> | <b>3.0-16</b> | <b>3.5-17</b> |

**Tackles** ..... 6; at LSU, 9/26/20

**Tackles for Loss** ..... 1.0; Three Times: Last Arkansas 9/3/20

**Sacks** ..... 1.0; Three Times: Last Arkansas, 10/3/20

**Fumbles Recovered** ..... 1; Twice: Last Arkansas, 10/3/20

**NOTE:** Owns one career punt return (vs. Iowa; 2018).



**K.J. COSTELLO** 3  
Quarterback | 6-5 | 225  
Senior (GTR)  
Rancho Santa Margarita, Calif./Stanford  
Major: Business Administration (Grad)

» CAREER NOTES & RECORDS

**Career:** Graduate transfer from Stanford where he started 25 games at quarterback ... Made 27 career starts at quarterback ... Owns his degree in political science from Stanford ... Missed all but eight games in 2019 due to injury ... Owns 10 300-yard passing games in his career (7 in 2018; 1 in 2019; 2 in 2020) ... Has thrown four-or-more touchdown passes on six occasions (1 in 2017; 4 in 2018; 1 in 2020) ... Responsible for 58 career touchdowns (55 pass, 3 rush) ... Left Stanford among the top 10 all-time in passing efficiency (No. 3; 143.8), completions percentage (No. 5; .626), touchdown passes (No. 6; 49), passing completions (No. 8; 495), total offense (No. 8 tied; 6,247 yards), passing yards (No. 9; 6,151), passing attempts (No. 10; 791).

**NCAA Active Leaders:** Is No. 2 in passing yards per attempt (7.79) ... Ranks No. 7 among active quarterbacks in passing yards (7,087) ... Sits No. 9 in the FBS in touchdown passes (55) ... Is No. 10 among active quarterbacks in completions (574) ... Sits No. 11 in the FBS in completion percentage (63.1%) ... Ranks No. 12 among active student-athletes in total offense (7,149) ... Is No. 14 in the FBS in touchdowns responsible for (58) ... Ranks No. 18 among active quarterbacks in career passing efficiency (143.39).

» 2020

**Awards:** Tabbed SEC Offensive Player of the Week along with Maxwell and Walter Camp FBS National Offensive Player of the Week after throwing for a school-record 623 yards and five touchdowns at LSU (9/26) ... Also garnered Davey O'Brien and Manning Award National Quarterback of the Week, along with receiving a helmet sticker from ESPN's College Football Final ... Preseason candidate for the Maxwell Award, which is presented annually to the most outstanding player in college football ... Named to the Johnny Unitas Golden Arm Award preseason watch list.

**Season:** Started two games ... One of 17 student-athletes to make their Mississippi State debut in 2020 ... Set the Mississippi State and SEC single-game record for yards passing at LSU with 623 yards, previously held by Dak Prescott (508; Arkansas, 2015) and Georgia's Eric Zeier (544; Southern Miss, 1993), respectively ... The 623 yards passing at LSU rank No. 11 in NCAA single-game history ... Is the first SEC quarterback to throw for 600 yards in a game ... Set the school standard for passing attempts (60) at LSU, besting Joe Reed (52; LSU, 1970) ... Surpassed Prescott (33; Arkansas, 2015) for most completions in a single game against Arkansas (43) ... Second quarterback in program history with back-to-back games of 30+ completions, joining Prescott (38 - at Arkansas, 2015; 31 - Ole Miss, 2015) ... Completed a school-record 12 straight passes against Arkansas, besting the 11 straight completions by Garrett Shrader (Kentucky, 2019) and Dave Marler (vs. Tennessee, 1978).

**Rankings:** Leads the NCAA in completions per game (39.5), passing yards per game (468.0) and total offense per game (451.0) ... Ranks tied for No. 15 in the FBS and No. 4 in the SEC in passing touchdowns (6) ... Is No. 17 nationally and No. 5 in the SEC in completion percentage (66.4%) ... Ranks No. 29 in the NCAA and No. 7 in the SEC in passing efficiency (140.7) ... Sits No. 25 in the FBS and No. 4 in the SEC in points responsible for (36) ... Is No. 31 in the NCAA and No. 8 in the SEC in yards per pass attempt (7.87) ... Sits No. 42 nationally and No. 9 in the SEC in yards per completion (11.85).

**at LSU (9/26):** Broke the SEC and MSU record for passing yards in a game with 623 yards, completing 36-of-60 passes with five touchdowns ... His 623 yards passing rank 11th in NCAA history ... The previous MSU record for passing yards in a game was 508 yards by Dak Prescott versus Arkansas in 2015 ... The previous SEC record was 544 yards by Georgia's Eric Zeier versus Southern Miss in 1993 ... Also set MSU record for 60 passing attempts (52; Reed, 1970) ... Five touchdown passes tied the MSU school record (Last: Thompson, 2018) ... Completed 15 passes that were 20 yards or longer ... Was 7-of-11 passing on third downs, throwing for 194 yards and three touchdowns ... Found Kylin Hill for a 75-yard touchdown pass to answer LSU's touchdown in the third quarter and give MSU a 27-24 lead ... Connected with Osirus Mitchell in the end zone twice, including a 24-yard strike with 3:39 left in the game that made the score 44-34. **Arkansas (10/3):** Threw for 313 yards and one touchdown on 43-of-59 passing ... Surpassed Dak Prescott (38; at Arkansas, 2015) for completions in a game (43) ... Second quarterback in program history with 30 completions in consecutive games, joining Prescott (38 - at Arkansas, 2015; 31 - Ole Miss, 2015) ... Connected with JaVonta Payton for a 17-yard touchdown in the first quarter, capping a 75-yard drive.

» 2020 GAME-BY-GAME

**Passing (Comp.-Att.-Yds.-TD-INT)**

at LSU 36-60-623-5-2; ARKANSAS 43-59-313-1-3.

» COSTELLO'S CAREER PASSING STATISTICS & GAME HIGHS

|               | C-A            | Yds.         | %           | TD-INT       | YPG          | LG        |
|---------------|----------------|--------------|-------------|--------------|--------------|-----------|
| 2017*         | 124-211        | 1,573        | 58.8        | 14-4         | 143.0        | 50        |
| 2018*         | 269-413        | 3,540        | 65.1        | 29-11        | 272.3        | 80        |
| 2019*         | 102-167        | 1,038        | 61.1        | 6-3          | 207.6        | 79        |
| 2020          | 79-119         | 936          | 66.0        | 6-5          | 468.0        | 75        |
| <b>CAREER</b> | <b>574-910</b> | <b>7,087</b> | <b>63.1</b> | <b>55-23</b> | <b>228.6</b> | <b>80</b> |
| <b>MSU</b>    | <b>79-119</b>  | <b>936</b>   | <b>66.0</b> | <b>6-5</b>   | <b>468.0</b> | <b>75</b> |

\* - at Stanford

**Pass Completions** ..... 43; Arkansas, 10/3/20

**Pass Attempts** ..... 60; at LSU, 9/26/20

**Passing Yards** ..... 623; at LSU, 9/26/20

**Passing Touchdowns** ..... 5; Twice: Last at LSU, 9/26/20

**Long Pass** ..... 80 yards; vs. San Diego State, 8/31/18\*

» 2020 GAME-BY-GAME

**Rushing (Carries-Yards-TD)**

LSU 5-(-38)-0. ARKANSAS 4-4-0.

| » COSTELLO'S CAREER OFFENSIVE STATISTICS & GAME HIGHS |                |               |          |           |                |                |    |    |
|---|----------------|---------------|----------|-----------|----------------|----------------|----|----|
|   | Att.-Yds.      | YPC           | TD       | LG        | Rec.-Yds.      | YPC            | TD | LG |
| 2017*   | 28-92          | 3.3           | 3        | 25        | -              | -              | -  | -  |
| 2018*   | 42-(-20)       | (-0.5)        | -        | 45        | -              | -              | -  | -  |
| 2019*   | 18-24          | 1.3           | -        | 14        | 1-(-12)        | (-12.0)        | -  | -  |
| 2020  | 9-(-34)        | (-3.8)        | -        | 7         | -              | -              | -  | -  |
| <b>CAREER</b>   | <b>97-62</b>   | <b>0.6</b>    | <b>3</b> | <b>45</b> | <b>1-(-12)</b> | <b>(-12.0)</b> | -  | -  |
| <b>MSU</b>  | <b>9-(-34)</b> | <b>(-3.8)</b> | -        | <b>7</b>  | -              | -              | -  | -  |

\* - at Stanford

**Rush Attempts** ..... 7; Twice: Last Oregon, 9/21/19\*  
**Rush Yards** ..... 45 yards; Oregon State, 11/10/18\*  
**Rushing Touchdowns** ..... 1; Three Times: Last at Washington State, 11/14/17\*  
**Long Rush** ..... 45 yards; Oregon State, 11/10/18\*

**Receptions** ..... 1; Arizona, 10/26/19\*  
**Receiving Yards** ..... minus-12; Arizona, 10/26/19\*  
**Long Reception** ..... minus-12 ; Arizona, 10/26/19\*

**Total Offense Yards** ..... 585; at LSU; 9/26/20  
**All-Purpose Yards** ..... 45 yards; Oregon State, 11/10/18\*

|  | LONDYN CRAFT   | 28 |
|--|--|----|
|  | Safety   6-0   200<br>Junior (SQ)<br>Rio Rancho, N.M./IMG Academy<br>Major: Human Development & Family Science |    |

#### » 2020

**Season:** Started two games ... One of 12 Bulldogs to make their first career start in 2020.

**Rankings:** Is tied for No. 5 nationally and No. 2 in the SEC in fumbles recovered (1).

**at LSU (9/26):** Made his first career start at strong safety ... Record a career-best four tackles. **Arkansas (10/3):** Picked up his first career fumble recovery in the second quarter, preventing the Razorbacks from scoring at the goal line ... Added two tackles ... Finished with the highest rushing defense grade (75.5) on the team, according to PFF.


#### » 2020 GAME-BY-GAME

*Tackles (Solo-Assisted-Total)*  
 LSU 1-3-4; ARKANSAS 2-0-2.

#### » CRAFT'S CAREER STATISTICS & GAME HIGHS

|               | UA-A       | TK       | FF | FR       | I | PBU | SACK | TFL |
|---------------|------------|----------|----|----------|---|-----|------|-----|
| 2018          | -          | -        | -  | -        | - | -   | -    | -   |
| 2019          | 0-1        | 1        | -  | -        | - | -   | -    | -   |
| 2020          | 3-3        | 6        | -  | 1        | - | -   | -    | -   |
| <b>CAREER</b> | <b>3-4</b> | <b>7</b> | -  | <b>1</b> | - | -   | -    | -   |

**Tackles** ..... 4; at LSU, 8/26/20  
**Fumble Recoveries** ..... 1; Arkansas, 10/3/20

|  | CHARLES CROSS   | 67 |
|--|---|----|
|  | Offensive Line   6-5   290<br>Freshman (RS)<br>Laurel, Miss./Laurel<br>Major: Business Administration |    |


#### » CAREER NOTES & RECORDS

**Career:** Five-star offensive tackle and No. 1 prospect in Mississippi as a senior in high school.

#### » 2020

**Season:** Started two games ... One of 12 Bulldogs to make their first career start in 2020.

**at LSU (9/26):** Made his first career start at left tackle, playing every offensive snap ... Helped protect K.J. Costello as he passed for an SEC and MSU record 623 yards and five touchdowns. **Arkansas (10/3):** Played every offensive snap at left tackle ... Helped State record 400 yards of offense ... Graded as MSU's top offensive lineman (70.1) and pass blocker (80.6), according to PFF.

|   | JADEN CRUMEDY  | 94 |
|---|--|----|
|  | Defensive Tackle   6-5   300<br>Sophomore (1L)<br>Hattiesburg, Miss./Oak Grove<br>Major: Industrial Tech |    |

#### » 2020

**Season:** Started two games.

**at LSU (9/26):** Logged two tackles ... Recorded one sack for a six-yard loss to force the Tigers into a third-and-long situation with less than 3:30 left in the game. **Arkansas (10/3):** Tallied three tackles.


#### » 2020 GAME-BY-GAME

*Tackles (Solo-Assisted-Total)*  
 LSU 1-1-2; ARKANSAS 0-3-3.

#### » CRUMEDY'S CAREER STATISTICS & GAME HIGHS

|               | UA-A        | TK        | FF | FR | I | PBU      | SACK          | TFL           |
|---------------|-------------|-----------|----|----|---|----------|---------------|---------------|
| 2019          | 8-10        | 18        | -  | -  | - | -        | 1.0-6         | 2.0-7         |
| 2020          | 1-4         | 5         | -  | -  | - | 1        | 1.0-6         | 1.0-6         |
| <b>CAREER</b> | <b>9-14</b> | <b>23</b> | -  | -  | - | <b>1</b> | <b>2.0-12</b> | <b>3.0-13</b> |

**Tackles** ..... 4; Alabama, 11/17/19  
**Tackles for Loss** ..... 1.0; Three Times: Last at LSU, 9/26/20  
**Sacks** ..... 1.0; Twice: Last at LSU, 9/26/20  
**Pass Breakups** ..... 1; at LSU, 9/26/20

|   | BRANDON CUNNINGHAM  | 72 |
|---|---|----|
|  | Offensive Line   6-4   300<br>Freshman (RS)<br>St. Martin, Miss./St. Martin<br>Major: Marketing |    |

#### » 2020

**Season:** Appeared in two games ... One of 17 student-athletes to make their Mississippi State debut in 2020 ... Has seen time on special teams.

**at LSU (9/26):** Made collegiate debut.

|   | JORDAN DAVIS   | 6 |
|---|--|---|
|  | Linebacker   6-4   260<br>Junior (JC)<br>Memphis, Tenn./Copiah-Lincoln [MS] CC<br>Major: Communication |   |

#### » 2020

**Season:** Appeared in two games ... One of 17 student-athletes to make their Mississippi State debut in 2020.

**at LSU (9/26):** Recorded six tackles and one pass break up in his MSU debut ... Forced the third-quarter interception with pressure of Myles Brennan, which eventually led to MSU's fourth touchdown of the game. **Arkansas (10/3):** Finished with two tackles.


#### » 2020 GAME-BY-GAME

*Tackles (Solo-Assisted-Total)*  
 at LSU 2-4-6; ARKANSAS 0-2-2.

#### » DAVIS' CAREER STATISTICS & GAME HIGHS

|               | UA-A       | TK       | FF | FR | I | PBU      | SACK | TFL |
|---------------|------------|----------|----|----|---|----------|------|-----|
| 2020          | 2-6        | 8        | -  | -  | - | 1        | -    | -   |
| <b>CAREER</b> | <b>2-6</b> | <b>8</b> | -  | -  | - | <b>1</b> | -    | -   |

**Tackles** ..... 6; at LSU, 9/26/20  
**Pass Breakups** ..... 1; at LSU, 9/26/20

|   | TUCKER DAY  | 37 |
|---|---|----|
|  | Punter   6-0   210<br>Junior (2L)<br>Brentwood, Tenn./Brentwood<br>Major: Political Science |    |

#### » CAREER NOTES & RECORDS

**Career:** Versatile and experienced specialist ... Earned his year of eligibility back after an injury in 2017 ... Team's primary punter the past two season ... Longest punt of career is 70 yards, which he has recorded twice ... Pinned 26 punts inside the 20 and owns 15 punts of 50-plus yards.

**NCAA Active Leaders:** Sits No. 19 nationally in punting average (41.1) ... Ranks No. 27 in the FBS in total punting yards (4,195).

#### » 2020

**Season:** Appeared in two games with one start at punter.

**at LSU (9/26):** Averaged 47.5 yards on two punts ... Recorded a 58-yard punt in the first quarter. **Arkansas (10/3):** Punted twice for a 37.5 average.

#### » DAY'S CAREER PUNTING STATISTICS & GAME HIGHS

|               | Punts      | Yards        | Avg.        | I-20      | FC        | 50+       | LG        | BLK |
|---------------|------------|--------------|-------------|-----------|-----------|-----------|-----------|-----|
| 2017          | -          | -            | -           | -         | -         | -         | -         | -   |
| 2018          | 47         | 1,851        | 39.4        | 13        | 19        | 4         | 70        | -   |
| 2019          | 51         | 2,174        | 42.6        | 13        | 10        | 11        | 70        | -   |
| 2020          | 4          | 170          | 42.5        | -         | -         | 1         | 58        | -   |
| <b>CAREER</b> | <b>102</b> | <b>4,195</b> | <b>41.1</b> | <b>26</b> | <b>29</b> | <b>15</b> | <b>70</b> | -   |


**Punt Attempts** ..... 8; at Alabama, 11/10/18  
**Punt Yards** ..... 294; at Alabama, 11/10/18  
**Punt Average** ..... 50.4; vs. Iowa, 1/1/19  
**Long Punt** ..... 70; Twice: Last LSU, 10/19/19  
**50+ Yard Punts** ..... 2; Twice: Last Southern Miss, 9/7/19  
**Punts Downed Inside the 20** ..... 3; Twice: Last Southern Miss, 9/7/19

#### » DAY'S CAREER KICKOFF STATISTICS

|               | No.       | Yds          | AVG         | TB       | OB       |
|---------------|-----------|--------------|-------------|----------|----------|
| 2017          | 2         | 130          | 65.0        | 2        | -        |
| 2018          | -         | -            | -           | -        | -        |
| 2019          | 17        | 991          | 58.3        | 4        | 1        |
| 2020          | -         | -            | -           | -        | -        |
| <b>CAREER</b> | <b>19</b> | <b>1,121</b> | <b>59.0</b> | <b>6</b> | <b>1</b> |

**Kickoffs** ..... 3; vs. Louisville, 12/30/19  
**Kickoff Yards** ..... 188; vs. Louisville, 12/30/19  
**Kickoff Average** ..... 62.7; vs. Louisville, 12/30/19

**NOTE:** Is 2-of-4 on field goal attempts ... Long field goal is 40 yards (Charleston Southern; 2017) .. Owns eight career PATs ... Rushed once for four yards (Ole Miss; 2019) ... Has one career tackle.

|   | COLLIN DUNCAN   | 19 |
|---|---|----|
|  | Safety   6-0   205<br>Sophomore (SQ)<br>Montgomery, Ala./St. James School<br>Major: Kinesiology |    |

#### » 2020

**Season:** Appeared in two games.

**at LSU (9/26):** Recorded one tackle.

#### » 2020 GAME-BY-GAME

*Tackles (Solo-Assisted-Total)*  
 LSU 1-0-1; ARKANSAS 0-0-0.

#### » DUNCAN'S CAREER STATISTICS & GAME HIGHS

|               | UA-A       | TK       | FF | FR | I | PBU | SACK | TFL |
|---------------|------------|----------|----|----|---|-----|------|-----|
| 2019          | 1-0        | 1        | -  | -  | - | -   | -    | -   |
| 2020          | 1-0        | 1        | -  | -  | - | -   | -    | -   |
| <b>CAREER</b> | <b>2-0</b> | <b>2</b> | -  | -  | - | -   | -    | -   |

**Tackles** ..... 1; Twice: Last at LSU, 9/26/20





GREG EILAND

55

Offensive Line | 6-8 | 335  
 Senior (3L)  
 Philadelphia, Miss./Philadelphia  
 Major: Industrial Tech

» 2020

**Season:** Started one game.

**at LSU (9/26):** Started at left guard, playing 69 snaps at the position ... Helped protect K.J. Costello as he passed for an SEC and MSU record 623 yards and five touchdowns.



MARTIN EMERSON

1

Cornerback | 6-2 | 195  
 Sophomore (1L)  
 Pensacola, Fla./Pine Forest  
 Major: Undeclared

» 2020

**Season:** Started two games.

**at LSU (9/26):** Finished with four tackles. **Arkansas (10/3):** Recorded a career-best eight tackles with one tackle for loss ... Graded as State's top defender (74.8) and best in coverage (73.0) according to PFF ... Allowed just 18 yards on four targets.

» 2020 GAME-BY-GAME

*Tackles (Solo-Assisted-Total)*

LSU 1-3-4; ARKANSAS 5-3-8.

» EMERSON'S CAREER STATISTICS & GAME HIGHS

|        | UA-A  | TK | FF | FR | I | PBU | SACK | TFL   |
|--------|-------|----|----|----|---|-----|------|-------|
| 2019   | 17-15 | 32 | 1  | -  | 1 | 2   | -    | 1.5-1 |
| 2020   | 6-6   | 12 | -  | -  | - | -   | -    | 1.0-1 |
| CAREER | 23-21 | 44 | 1  | -  | 1 | 2   | -    | 2.5-2 |


**Tackles** ..... 8; Arkansas, 10/3/20

**Tackles for Loss** ..... 1.0; Twice: Last Arkansas, 10/3/20

**Pass Breakups** ..... 1; Twice: Last at Arkansas, 11/2/19

**Interceptions** ..... 1; Southern Miss, 9/7/19

**Fumbles Forced** ..... 1; at Arkansas, 11/2/19



EMMANUEL FORBES

13

Cornerback | 6-0 | 160  
 Freshman (HS)  
 Grenada, Miss./Grenada  
 Major: Undeclared

» 2020

**Season:** Appeared in two games ... One of seven MSU true freshmen to debut in 2020 ... One of 17 student-athletes to make their Mississippi State debut in 2020.

**Rankings:** Ranks tied for No. 22 nationally and No. 4 in the SEC in interceptions (1).

**at LSU (9/26):** Made his collegiate debut ... Played 49 total snaps ... Intercepted Myles Brennan in the end zone as time expired for his first career interception ... Had one tackle ... Earned the third-highest coverage grade on the team for the game, according to PFF ... Didn't allow a catch on three targets.

» 2020 GAME-BY-GAME

*Tackles (Solo-Assisted-Total)*


at LSU 0-1-1; ARKANSAS 0-0-0.

» FORBES' CAREER STATISTICS & GAME HIGHS

|        | UA-A | TK | FF | FR | I | PBU | SACK | TFL |
|--------|------|----|----|----|---|-----|------|-----|
| 2020   | 0-1  | 1  | -  | -  | 1 | -   | -    | -   |
| CAREER | 0-1  | 1  | -  | -  | 1 | -   | -    | -   |

**Tackles** ..... 1; at LSU, 9/26/20

**Interceptions** ..... 1; at LSU, 9/26/20



ESAIAS FURDGE

27

Cornerback | 6-0 | 185  
 Sophomore (SQ)  
 Clarksdale, Miss./Clarksdale  
 Major: Industrial Technology

» 2020

**Season:** Started one game ... One of 12 Bulldogs to make their first career start in 2020.

**Rankings:** Ranks tied for No. 22 nationally and No. 4 in the SEC in interceptions (1).

**at LSU (9/26):** Made his first career start ... Posted a career-best six tackles ... Grabbed his first career interception, which he returned 20 yards to set up a third-quarter touchdown drive that made the score 34-24 with 14:14 left in the game. **Arkansas (10/3):** Recorded five tackles.

» 2020 GAME-BY-GAME

*Tackles (Solo-Assisted-Total)*

at LSU 5-1-6; ARKANSAS 3-2-5.

» FURDGE'S CAREER STATISTICS & GAME HIGHS

|        | UA-A | TK | FF | FR | I | PBU | SACK | TFL |
|--------|------|----|----|----|---|-----|------|-----|
| 2018   | -    | -  | -  | -  | - | -   | -    | -   |
| 2019   | -    | -  | -  | -  | - | -   | -    | -   |
| 2020   | 8-3  | 11 | -  | -  | 1 | -   | -    | -   |
| CAREER | 8-3  | 11 | -  | -  | 1 | -   | -    | -   |

**Tackles** ..... 6; at LSU, 9/26/20

**Interceptions** ..... 1; at LSU, 9/26/20



CAMERON GARDNER

18

Wide Receiver | 6-4 | 220  
 Sophomore (1L)  
 Starkville, Miss./Starkville  
 Major: Undeclared

» 2020

**Season:** Appeared in two games with one start at wide receiver.

**Rankings:** Ranks No. 55 in the NCAA and No. 14 in the SEC in yards per reception (17.50).

**at LSU (9/26):** Caught two passes for a career-high 35 yards ... Had a career-long catch of 24 yards ... Both of his receptions went for first downs.

**Arkansas (10/3):** Earned his first start of the season ... Finished with a career-best three receptions ... Totaled 32 yards ... Two receptions were first downs.

» 2020 GAME-BY-GAME

*Receiving (Receptions-Yards-TD)*

at LSU 2-35-0; ARKANSAS 3-32-0.

» GARDNER'S CAREER STATISTICS & GAME HIGHS

|        | Att.-Yds. | Avg. | TD | LG | Rec.-Yds. | YPC  | TD | LG |
|--------|-----------|------|----|----|-----------|------|----|----|
| 2018   | -         | -    | -  | -  | -         | -    | -  | -  |
| 2019   | -         | -    | -  | -  | 1-7       | 7.0  | -  | 7  |
| 2020   | -         | -    | -  | -  | 5-67      | 13.4 | -  | 24 |
| CAREER | -         | -    | -  | -  | 6-74      | 12.3 | -  | 24 |

**Receptions** ..... 3; Arkansas, 10/3/20

**Receiving Yards** ..... 35; at LSU, 9/26/20

**Longest Reception** ..... 24; at LSU, 9/26/20



LIDEATRICK GRIFFIN

81

Wide Receiver | 5-10 | 175  
 Freshman (HS)  
 Philadelphia, Miss./Philadelphia  
 Major: Undeclared

» 2020


**Season:** Appeared in two games ... One of seven MSU true freshmen to debut in 2020 ... One of 17 student-athletes to make their Mississippi State debut in 2020.

**at LSU (9/26):** Made his collegiate debut.

» 2020 GAME-BY-GAME

*Receiving (Receptions-Yards-TD)*

at LSU 0-0-0; ARKANSAS 0-0-0.



RODNEY GROCE JR.

54

Linebacker | 6-2 | 245  
 Freshman (HS)  
 Pleasant Grove, Ala./Pleasant Grove  
 Major: Undeclared

» 2020

**Season:** Appeared in one game ... One of seven MSU true freshmen to debut in 2020 ... One of 17 student-athletes to make their Mississippi State debut in 2020.

**at LSU (9/26):** Made his collegiate debut.


» 2020 GAME-BY-GAME

*Tackles (Solo-Assisted-Total)*

at LSU 0-0-0; ARKANSAS DNP.

» GROCE JR.'S CAREER STATISTICS & GAME HIGHS

|        | UA-A | TK | FF | FR | I | PBU | SACK | TFL |
|--------|------|----|----|----|---|-----|------|-----|
| 2020   | -    | -  | -  | -  | - | -   | -    | -   |
| CAREER | -    | -  | -  | -  | - | -   | -    | -   |



JACK HARRIS

15

Defensive End | 6-3 | 250  
 Freshman (RS)  
 Sumratt, Miss./Oak Grove  
 Major: Undeclared

» 2020

**Season:** Appeared in two games.

**at LSU (9/26):** Recorded a two tackles.

» 2020 GAME-BY-GAME

*Tackles (Solo-Assisted-Total)*

at LSU 0-2-2; ARKANSAS 0-0-0.

» HARRIS' CAREER STATISTICS & GAME HIGHS

|        | UA-A | TK | FF | FR | I | PBU | SACK | TFL |
|--------|------|----|----|----|---|-----|------|-----|
| 2019   | 0-1  | 1  | -  | -  | - | -   | -    | -   |
| 2020   | 0-2  | 2  | -  | -  | - | -   | -    | -   |
| CAREER | 0-3  | 3  | -  | -  | - | -   | -    | -   |

**Tackles** ..... 2; at LSU, 9/26/20



MALIK HEATH

4

Wide Receiver | 6-3 | 215

Junior (JC)

Jackson, Miss./Copiah-Lincoln [MS] CC

Major: Kinesiology

» 2020

**Season:** Appeared in two games with one start ... One of 12 Bulldogs to make their first career start in 2020 ... One of 17 student-athletes to make their Mississippi State debut in 2020.

**at LSU (9/26):** Earned his first career start ... Finished with one catch for one yard. **Arkansas (10/3):** Recorded a career-high five catches for a career-best 27 yards.

» 2020 GAME-BY-GAME

| Receiving (Receptions-Yards-TD) |  |  |  |  |  |  |  |  |
|---------------------------------|--|--|--|--|--|--|--|--|
| at LSU 1-1-0; ARKANSAS 5-27-0.  |  |  |  |  |  |  |  |  |

» HEATH'S CAREER STATISTICS & GAME HIGHS

|        | Att.-Yds. | Avg. | TD | LG | Rec.-Yds. | Avg. | TD | LG |
|--------|-----------|------|----|----|-----------|------|----|----|
| 2020   | -         | -    | -  | -  | 6-28      | 4.7  | -  | 12 |
| CAREER | -         | -    | -  | -  | 6-28      | 4.7  | -  | 12 |

Receptions ..... 5; Arkansas, 10/3/20  
Receiving Yards ..... 27; Arkansas, 10/3/20  
Longest Reception ..... 12; Arkansas, 10/3/20



KYLIN HILL

8

Running Back | 5-11 | 210

Senior (3L)

Columbus, Miss./Columbus

Major: Psychology

» CAREER NOTES & RECORDS

**Career:** Shifty, powerful running back who can make defenders miss and has a gear to take it the distance ... Won the starting role during 2018 fall camp and started 25 of the last 27 games, missing two due to injury ... One of the top running backs in the SEC in yards after contact ... Has fumbled just once (at Texas A&M; 10/28/17) in 481 career touches ... Owns an active streak of 448 touches without a fumble ... Has not lost a fumble since his sophomore year in high school ... Highest running back signee for the Bulldogs since Jerious Norwood (2002) ... Ranks No. 9 on the career rushing yards list (2,518), trailing Dak Prescott (2,521; 2012-15) for No. 8 ... Ranks just outside the top 10 on State's career rushing attempts and career rushing touchdowns charts ... Owns 11 career 100-yard rushing contests, which is No. 6 in MSU history.

**NCAA Active Leaders:** Sits No. 10 in yards per rush (5.7) and rushing yards (2,518) ... Ranks No. 13 in all-purpose yards (3,070) ... Is No. 20 in total touchdowns scored (22) ... Sits No. 29 in the FBS in rushing touchdowns (16) ... Is No. 57 in total offense (2,518) ... Ranks No. 62 in touchdowns responsible for (22).

» 2020

**Awards:** Preseason candidate for the Doak Walker Award, given to the nation's top running back ... Named to the Maxwell Award preseason watch list, which is presented annually to the most outstanding player in college football ... Tabbed preseason first-team All-SEC by the conference coaches and media.

**Season:** Started two games ... Broke the program record for single-game receiving yards by a running back at LSU (158) formerly held by LaDarius Perkins (140) against Ole Miss in 2010.

**Rankings:** Sits No. 30 nationally and No. 6 in the SEC in yards per reception (19.75). Sits tied for No. 30 in the NCAA and No. 11 in the SEC in receiving yards per game (79.0) ... Ranks No. 63 nationally and No. 14 in the SEC in all-purpose yards per game (99.5) ... Is tied for No. 75 in the FBS and No. 21 in the SEC in receptions per game (4.0).

**at LSU (9/26):** Set career highs in receptions (8) and receiving yards (158) ... His 158 yards receiving were the most ever by an MSU running back ... Caught a 75-yard touchdown pass to give MSU the lead for good ... One of three receivers that eclipsed 100 yards receiving on the day (Osirus Mitchell [183] and JaVonta Payton [122]), marking only the second time in program history a trio of Bulldogs achieved the feat ... Recorded the second-highest receiving rating on the team with a 77.9 grade, according to PFF ... Five of his catches went for a first down ... Finished with 155 yards after catch, according to PFF ... Also added seven rushes for 34 yards. **Arkansas (10/3):** Recorded one rush for seven yards.

» 2020 GAME-BY-GAME

Rushing (Carries-Yards-TD)

at LSU 7-34-0; ARKANSAS 1-7-0.

Receiving (Receptions-Yards-TD)

at LSU 8-158-1; ARKANSAS 0-0-0.


» HILL'S CAREER STATISTICS & GAME HIGHS

|        | Att.-Yds. | YPC | TD | LG | Rec.-Yds. | YPC  | TD | LG |
|--------|-----------|-----|----|----|-----------|------|----|----|
| 2017   | 78-393    | 5.0 | 2  | 30 | 4-38      | 9.5  | 0  | 17 |
| 2018   | 117-734   | 6.3 | 4  | 52 | 22-176    | 8.0  | 4  | 53 |
| 2019   | 242-1,350 | 5.6 | 10 | 62 | 18-180    | 10.0 | 1  | 88 |
| 2020   | 8-41      | 5.1 | -  | 12 | 8-158     | 19.8 | 1  | 75 |
| CAREER | 445-2,518 | 5.7 | 16 | 62 | 52-552    | 10.6 | 6  | 88 |

**Rush Attempts** ..... 27; vs. Louisiana, 8/31/19  
**Rush Yards** ..... 234; at Arkansas, 10/26/19  
**Rushing Touchdowns** ..... 3; Twice: Last at Arkansas, 10/26/19  
**Long Rush** ..... 52 yards; at Kansas State, 9/8/18

**Receptions** ..... 5; Louisiana Tech, 11/3/18  
**Receiving Yards** ..... 158; at LSU, 9/26/20  
**Receiving Touchdowns** ..... 1; Six Times: Last at LSU, 9/26/20  
**Longest Reception** ..... 88 yards; Abilene Christian, 11/23/19

**NOTE:** Owns eight career tackles ... Has 1.0 tackle for loss.



JAMES JACKSON

71

Offensive Line | 6-3 | 330

Junior (2L)

Pascagoula, Miss./Pascagoula

Major: Industrial Tech

» CAREER NOTES & RECORDS

**Career:** Has played both offensive and defensive line during his career.

» 2020

**Season:** Appeared in two games ... Has seen time on special teams.

**NOTE:** Owns seven career tackles.



R. J. JENNINGS

51

Linebacker | 6-0 | 235

Senior (1L)

Birmingham, Ala./Briarwood Christian

Major: Mechanical Engineering

» 2020

**Season:** Appeared in two games.

» 2020 GAME-BY-GAME

| Tackles (Solo-Assisted-Total) |  |  |  |  |  |  |  |  |
|-------------------------------|--|--|--|--|--|--|--|--|
| at LSU 0-0-0; ARKANSAS 0-0-0. |  |  |  |  |  |  |  |  |

» JENNINGS' CAREER STATISTICS & GAME HIGHS

|        | UA-A | TK | FF | FR | I | PBU | SACK | TFL |
|--------|------|----|----|----|---|-----|------|-----|
| 2018   | 0-1  | 1  | -  | -  | - | -   | -    | -   |
| 2019   | -    | -  | -  | -  | - | -   | -    | -   |
| 2020   | -    | -  | -  | -  | - | -   | -    | -   |
| CAREER | 0-1  | 1  | -  | -  | - | -   | -    | -   |

**Tackles** ..... 1; vs. Texas A&M, 11/3/18



DILLON JOHNSON

23

Running Back | 6-0 | 215

Freshman (HS)

Greenville, Miss./Saint Joseph

Major: Kinesiology

» 2020

**Season:** Appeared in two games ... One of seven MSU true freshmen to debut in 2020 ... One of 17 student-athletes to make their Mississippi State debut in 2020.

**Rankings:** Sits No. 57 nationally and No. 15 in the SEC in receptions per game (4.5).

**at LSU (9/26):** Made his collegiate debut ... Had one reception for four yards. **Arkansas (10/3):** Ranked second on the team with nine catches (35 yards) and nine carries (39 yards) ... Recorded first career rushing touchdown on a 6-yard carry on fourth down in the third quarter ... Graded as the top offensive player for State (72.8), according to PFF ... Part of a freshmen trio (Jo'quavious Marks and Jaden Walley) that accounted for 217 yards of total offense, which was 54.3 percent of State's 400 yards.

» 2020 GAME-BY-GAME

| Rushing (Carries-Yards-TD)     |  |  |  |  |  |  |  |  |
|--------------------------------|--|--|--|--|--|--|--|--|
| at LSU 1-4-0; ARKANSAS 9-39-1. |  |  |  |  |  |  |  |  |

Receiving (Receptions-Yards-TD)  
at LSU 0-0-0; ARKANSAS 8-39-0.

» D. JOHNSON'S CAREER STATISTICS & GAME HIGHS

|        | Att.-Yds. | Avg. | TD | LG | Rec.-Yds. | Avg. | TD | LG |
|--------|-----------|------|----|----|-----------|------|----|----|
| 2020   | 9-39      | 4.3  | 1  | 9  | 9-39      | 4.3  | -  | 10 |
| CAREER | 9-39      | 4.3  | 1  | 9  | 9-39      | 4.3  | -  | 10 |

**Rush Attempts** ..... 9; Arkansas, 10/3/20  
**Rush Yards** ..... 39; Arkansas, 10/3/20  
**Rushing Touchdowns** ..... 1; Arkansas, 10/3/20  
**Long Rush** ..... 9; Arkansas, 10/3/20

**Receptions** ..... 8; Arkansas, 10/3/20  
**Receiving Yards** ..... 39; Arkansas, 10/3/20  
**Longest Reception** ..... 10; Arkansas, 10/3/20



JETT JOHNSON

44

Linebacker | 6-2 | 235

Sophomore (SQ)

Tupelo, Miss./Tupelo

Major: Kinesiology

» 2020

**Season:** Appeared in one game.

**at LSU (9/26):** Posted one tackle.


» 2020 GAME-BY-GAME

| Tackles (Solo-Assisted-Total) |  |  |  |  |  |  |  |  |
|-------------------------------|--|--|--|--|--|--|--|--|
| at LSU 0-1-1; ARKANSAS DNP.   |  |  |  |  |  |  |  |  |

» J. JOHNSON'S CAREER STATISTICS & GAME HIGHS

|        | UA-A | TK | FF | FR | I | PBU | SACK | TFL |
|--------|------|----|----|----|---|-----|------|-----|
| 2018   | 0-2  | 2  | -  | -  | - | -   | -    | -   |
| 2019   | -    | -  | -  | -  | - | -   | -    | -   |
| 2020   | 0-1  | 1  | -  | -  | - | -   | -    | -   |
| CAREER | 0-3  | 3  | -  | -  | - | -   | -    | -   |

**Tackles** ..... 2; Louisiana Tech, 11/3/18



KWATRIVOUS JOHNSON

69

Offensive Line | 6-7 | 315

Sophomore (SQ)

Greenwood, Miss./Greenwood


Major: Undeclared

» 2020

**Season:** Started two games ... One of 12 Bulldogs to make their first career start in 2020.

**LSU (9/26):** Earned first career start ... Played every offensive snap ... Helped protect K.J. Costello pass for an SEC and MSU record 623 yards ... Recorded his first career reception off a batted pass. **Arkansas(10/3):** Played every offensive snap at right tackle ... Helped State record 400 yards of offense.

**NOTE:** Owns one career reception (at LSU, 2020).



KOBE JONES

52

Defensive End | 6-4 | 260

Senior (2L)

Starkville, Miss./Starkville

Major: Business Administration

» CAREER NOTES & RECORDS

**Career:** Owns his undergraduate degree in business administration ... Has seen the field in 40 games on special teams and defense ... Two-time member of the SEC Fall Academic Honor Roll (2017, 19) ... Leads all MSU defensive linemen in career tackles for loss (19.0).

**NCAA Active Leaders:** Ranks tied for No. 68 nationally in tackles for loss (19.0).

» 2020

**Awards:** Preseason candidate for the Wuerffel Trophy, known as college football's premier award for community service ... Tabbed preseason third-team All-SEC by the coaches.


**Season:** Started two games.

**at LSU (9/26):** Recorded three tackles and half a sack ... Logged four quarterback hurries, according to PFF ... Part of a defense that recorded 7.0 sacks, its most since 2015 (7.0; Ole Miss). **Arkansas (10/3):** Totaled three tackles and 0.5 sack ... Marked his fifth straight game with at least 0.5 sacks.

» 2020 GAME-BY-GAME

*Tackles (Solo-Assisted-Total)*  
at LSU 0-3-3; ARKANSAS 0-3-3.

| » K. JONES' CAREER STATISTICS & GAME HIGHS |                                     |    |    |    |   |     |        |         |  |
|--|-------------------------------------|----|----|----|---|-----|--------|---------|--|
|  | UA-A                                | TK | FF | FR | I | PBU | SACK   | TFL     |  |
| 2017                                       | 8-10                                | 18 | 1  | -  | - | -   | 1.0-9  | 4.5-15  |  |
| 2018                                       | 12-10                               | 22 | -  | 1  | - | -   | -      | 6.5-14  |  |
| 2019                                       | 14-16                               | 30 | -  | -  | - | -   | 4.0-27 | 7.0-32  |  |
| 2020                                       | 0-6                                 | 6  | -  | -  | - | -   | 1.0-7  | 1.0-7   |  |
| CAREER                                     | 34-42                               | 76 | 1  | 1  | - | -   | 6.0-43 | 19.0-68 |  |
| Tackles                                    | .....6; Charleston Southern, 9/2/17 |    |    |    |   |     |        |         |  |
| Tackles for Loss                           | .....3.5; vs. Louisville, 12/30/19  |    |    |    |   |     |        |         |  |
| Sacks                                      | .....2.0; vs. Louisville, 12/30/19  |    |    |    |   |     |        |         |  |
| Fumbles Forced                             | .....1; Charleston Southern, 9/2/17 |    |    |    |   |     |        |         |  |
| Fumbles Recovered                          | .....1; Auburn, 10/6/18             |    |    |    |   |     |        |         |  |



DYLAN LAWRENCE

24

Safety | 6-4 | 195

Freshman (RS)

George County, Miss./George County

Major: Undeclared

» 2020

**Season:** Appeared in one game.

**at LSU (9/26):** Recorded a career-best three tackles.

» 2020 GAME-BY-GAME

*Tackles (Solo-Assisted-Total)*  
at LSU 0-3-3; ARKANSAS DNP.

| » LAWRENCE'S CAREER STATISTICS & GAME HIGHS |      |    |    |    |   |     |      |     |  |
|---|------|----|----|----|---|-----|------|-----|--|
|   | UA-A | TK | FF | FR | I | PBU | SACK | TFL |  |
| 2019  | 1-0  | 1  | -  | -  | - | -   | -    | -   |  |
| 2020  | 0-3  | 3  | -  | -  | - | -   | -    | -   |  |
| CAREER                                      | 1-3  | 4  | -  | -  | - | -   | -    | -   |  |

Tackles .....3; at LSU, 9/26/20



TRE LAWSON

50

Defensive End | 6-5 | 265

Junior (JC)

North Augusta, S.C./Mississippi Gulf Coast C.C.

Major: Interdisciplinary Studies

» 2020

**Season:** Appeared in one game ... One of 17 student-athletes to make their Mississippi State debut in 2020.

**at LSU (9/26):** Made collegiate debut.

| » LAWSON'S CAREER STATISTICS & GAME HIGHS |      |    |    |    |   |     |      |     |  |
|---|------|----|----|----|---|-----|------|-----|--|
|   | UA-A | TK | FF | FR | I | PBU | SACK | TFL |  |
| 2020                                      | -    | -  | -  | -  | - | -   | -    | -   |  |
| CAREER                                    | -    | -  | -  | -  | - | -   | -    | -   |  |



JO'QUAVIOUS MARKS

21

Running Back | 5-10 | 195

Freshman (HS)

Atlanta, Ga./Carver

Major: Undeclared

» 2020

**Season:** Appeared in two games with one start ... One of seven MSU true freshmen to debut in 2020 ... One of 12 Bulldogs to make their first career start in 2020 ... One of 17 student-athletes to make their Mississippi State debut in 2020.

**Rankings:** Is No. 28 nationally and No. 9 in the SEC in receptions per game (5.5).

**at LSU (9/26):** Made collegiate debut ... Finished with three carries for 15 yards ... Made one reception ... First career carry went for 11 yards and a first down. **Arkansas (10/3):** Led State with 10 catches (50 yards) and 10 carries (37 yards) ... Part of a freshmen trio (Dillon Johnson and Jaden Walley) that accounted for 217 yards of offense, which was 54.3 percent of State's 400 yards.

» 2020 GAME-BY-GAME

*Rushing (Carries-Yards-TD)*  
at LSU 3-15-0; ARKANSAS 10-37-0.

*Receiving (Receptions-Yards-TD)*  
at LSU 1-[-2]-0; ARKANSAS 10-50-0.

| » MARKS' CAREER STATISTICS & GAME HIGHS |           |      |    |    |           |      |    |    |  |
|---|-----------|------|----|----|-----------|------|----|----|--|
|   | Att.-Yds. | Avg. | TD | LG | Rec.-Yds. | Avg. | TD | LG |  |
| 2020                                    | 13-52     | 4.0  | -  | 11 | 11-48     | 4.4  | -  | 13 |  |
| CAREER                                  | 13-52     | 4.0  | -  | 11 | 11-48     | 4.4  | -  | 13 |  |

Rush Attempts .....10; Arkansas, 10/3/20  
Rush Yards .....37; Arkansas, 10/3/20  
Long Rush .....11 yards; at LSU, 9/26/20

Receptions .....10; Arkansas, 10/3/20  
Receiving Yards .....50; Arkansas, 10/3/20  
Longest Reception .....13; Arkansas, 10/3/20



OSIRUS MITCHELL

5

Wide Receiver | 6-5 | 210

Senior (3L)

Sarasota, Fla./Booker

Major: Human Development & Family Science

» CAREER NOTES & RECORDS

**Career:** Recorded at least one catch in 26 of his 36 career games ... Owns six career games with five-plus receptions (1 in 2020; 3 in 2019, 2 in 2018) ... Has two career 100-yard receiving games (1 in 2018; 1 in 2020).

» 2020

**Season:** Appeared in two games.

**Rankings:** Ranks No. 5 in the FBS and No. 3 in the SEC in receiving yards per game (122.0) ... Sits Tied for No. 20 in the NCAA and No. 7 in the SEC in receptions per game (6.0) ... Is No. 23 nationally and No. 6 in the SEC in all-purpose yards per game (122.0) ... Ranks No. 24 in the FBS and No. 3 in the SEC in receiving yards (244) ... Sits No. 25 in the NCAA and No. 5 in the SEC in yards per reception (26.14) ... Is No. 28 nationally and No. 4 in the SEC in receiving touchdowns (2).

**at LSU (9/26):** Finished with career highs in receptions (7), receiving yards (183) and touchdowns (2) ... The 183 receiving yards are tied for No. 9 in a single game in MSU history and the most in program history against LSU ... Receiving yards are the most by Bulldog since 2016 (Fred Ross; 171, Arkansas) and the most by a State player in an SEC game since 2007 (Jamayel Smith; 208, Arkansas) ... One of three receivers that eclipsed 100 yards receiving on the day (Kylin Hill [158] and JaVonta Payton [122]), marking only the second time in program history a trio of Bulldogs achieved the feat ... Six catches were for first downs ... Went for 15+ yards on six of his receptions and 25+ yards on four ... On third downs, caught all three of his targets for first downs, including two touchdowns ... Gave MSU the lead going into halftime with a 43-yard touchdown grab from K.J. Costello ... Hauled in a 24-yard touchdown from Costello with 3:39 left in the game that made the score 44-34 ... Finished with a team-best 81.6 offensive grade, according to PFF. **Arkansas (10/3):** Recorded five catches for a team-high 61 yards ... Two of his receptions were first downs.


» 2020 GAME-BY-GAME

*Receiving (Receptions-Yards-TD)*  
at LSU 7-183-2; ARKANSAS 5-61-0.

| » MITCHELL'S CAREER STATISTICS & GAME HIGHS |           |     |    |    |           |      |    |    |  |
|---|-----------|-----|----|----|-----------|------|----|----|--|
|   | Att.-Yds. | YPC | TD | LG | Rec.-Yds. | YPC  | TD | LG |  |
| 2017  | -         | -   | -  | -  | 5-51      | 10.2 | -  | 18 |  |
| 2018  | -         | -   | -  | -  | 26-427    | 16.4 | 4  | 84 |  |
| 2019  | -         | -   | -  | -  | 29-430    | 14.8 | 6  | 35 |  |
| 2020  | -         | -   | -  | -  | 12-244    | 20.3 | 2  | 43 |  |
| CAREER                                      | -         | -   | -  | -  | 72-1,152  | 16.0 | 12 | 84 |  |

Receptions .....7; at LSU, 9/26/20  
Receiving Yards .....183; at LSU, 9/26/20  
Receiving Touchdowns .....2; Twice: Last at LSU, 9/26/20  
Longest Reception .....84 yards; Stephen F. Austin, 9/1/18

**NOTE:** Has one career tackle.



MARCUS MURPHY

7

Safety | 6-1 | 200  
Junior (2L)  
West Point, Miss./West Point  
Major: Undeclared

» CAREER NOTES & RECORDS

**NCAA Active Leaders:** Ranks tied for No. 8 in the FBS in interceptions return touchdowns ... Sits tied for No. 15 nationally in defensive touchdowns (1).

» 2020

**Season:** Started two games.

**at LSU (9/26):** Recorded five tackles ... Finished with the highest tackling grade (81.2) on the team, according to PFF. **Arkansas (10/3):** Posted five tackles.

» 2020 GAME-BY-GAME

*Tackles (Solo-Assisted-Total)*


at LSU 2-3-5; ARKANSAS 2-3-5.

» MURPHY'S CAREER STATISTICS & GAME HIGHS

|        | UA-A  | TK | FF | FR | I | PBU | SACK | TFL   |
|--------|-------|----|----|----|---|-----|------|-------|
| 2018   | 5-2   | 7  | -  | -  | - | 1   | -    | 0.5-1 |
| 2019   | 18-8  | 26 | -  | -  | 2 | 3   | -    | 1.0-1 |
| 2020   | 4-6   | 10 | -  | -  | - | -   | -    | -     |
| CAREER | 27-16 | 43 | -  | -  | 2 | 4   | -    | 1.5-2 |

**Tackles** ..... 10; vs. Louisville, 12/30/19  
**Tackles for Loss** ..... 1.0; Ole Miss, 11/28/19  
**Pass Breakups** ..... 1; Twice: Last at Arkansas, 11/2/19  
**Interceptions** ..... 1; at Arkansas, 11/2/19

**NOTE:** Owns one kickoff return for 16 yards.



AARON ODOM

17

Defensive End | 6-3 | 275  
Junior (1L)  
Jackson, Miss./Callaway  
Major: Human Development & Family Science

» 2020

**Season:** Appeared in two games.

**at LSU (9/26):** Recorded one tackle. **Arkansas (10/3):** Posted two tackles, including one for a loss.

» 2020 GAME-BY-GAME


*Tackles (Solo-Assisted-Total)*

at LSU 0-1-1; ARKANSAS 1-2-2.

» ODOM'S CAREER STATISTICS & GAME HIGHS

|        | UA-A | TK | FF | FR | I | PBU | SACK  | TFL   |
|--------|------|----|----|----|---|-----|-------|-------|
| 2018   | 0-1  | 1  | -  | -  | - | -   | -     | -     |
| 2019   | 0-1  | 1  | -  | -  | - | -   | 0.5-7 | 0.5-7 |
| 2020   | 1-2  | 3  | -  | -  | - | -   | -     | 1.0-2 |
| CAREER | 1-4  | 5  | -  | -  | - | -   | 0.5-7 | 1.5-9 |

**Tackles** ..... 2; Arkansas, 10/3/20  
**Tackles for Loss** ..... 1.0; Arkansas, 10/3/20  
**Sacks** ..... 0.5; Abilene Christian, 11/23/19



DAREUAN PARKER

56

Offensive Line | 6-4 | 355  
Senior (3L)  
Olive Branch, Miss./DeSoto Central  
Major: Industrial Tech

» 2020

**Season:** Started two games.

**at LSU (9/26):** Played every offensive snap ... Graded as the top passing blocker (68.0) and run blocker (89.1) for the Bulldogs, according to PFF ... PFF also gave him the second-best offensive grade (78.6) on the team ... Helped protect K.J. Costello as he passed for an SEC and MSU record 623 yards. **Arkansas (10/3):** Played every offensive snap at right guard ... Helped State record 400 yards of total offense ... Graded as MSU's second-best offensive lineman (68.4) and pass blocker (80.3), according to PFF.



JAVONTA PAYTON

0

Wide Receiver | 6-1 | 180  
Senior (1L)  
Nashville, Tenn./Northwest [MS] CC  
Major: Communication

» CAREER NOTES & RECORDS

**Career:** Top-ranked junior college wide receiver coming out of Northwest Mississippi Community College in 2018 ... Sees time on offense and special teams ... Owns one career 100-yard receiving game (1 in 2020).

» 2020

**Season:** Appeared in two games with one start.

**Rankings:** Is No. 42 in nationally and No. 11 in the SEC in yards per reception (18.13) ... Sits No. 45 in the NCAA and No. 16 in the SEC in receiving yards per game (72.5) ... Stands No. 70 in the FBS and No. 16 in the SEC in all-purpose yards per game (97.0) ... Ranks tied for No. 75 nationally and No. 21 in the SEC in receptions per game (4.0).

**at LSU (9/26):** Set career highs in receptions (6) and receiving yards (122) ... One of three receivers that eclipsed 100 yards receiving on the day (Osirus Mitchell [183] and Kylin Hill [158]), marking only the second time in program history a trio of Bulldogs achieved the feat ... Finished with the third-highest receiving grade (71.5) on the team, according to PFF ... Five of his receptions were for first downs, including three on third down ... Matched his career-long reception (34). **Arkansas (10/3):** Hauled in a 17-yard pass for the first touchdown reception of his career in the first quarter ... Finished with two catches for 23 yards ... Returned two kickoffs for 49 yards ... Recorded one tackle.

» 2020 GAME-BY-GAME

*Receiving (Receptions-Yards-TD)*

at LSU 6-122-0; ARKANSAS 2-23-1.

» PAYTON'S CAREER STATISTICS & GAME HIGHS

|        | Att.-Yds. | YPC  | TD | LG | Rec.-Yds. | YPC  | TD | LG |
|--------|-----------|------|----|----|-----------|------|----|----|
| 2019   | 1-11      | 11.0 | -  | 11 | 9-147     | 16.3 | -  | 34 |
| 2020   | -         | -    | -  | -  | 8-145     | 18.1 | 1  | 34 |
| CAREER | 1-11      | 11.0 | -  | 11 | 17-292    | 17.2 | 1  | 34 |

**Receptions** ..... 6; at LSU, 9/26/20  
**Receiving Yards** ..... 122; at LSU, 9/26/20  
**Receiving Touchdowns** ..... 1; Arkansas, 10/3/20  
**Longest Reception** ..... 34 yards; Twice: Last at LSU, 9/26/20

» 2020 GAME-BY-GAME

*Kickoff Returns (Returns-Yards-TD-YPR)*


at LSU 0-0-0-0.00; ARKANSAS 2-49-0-24.5.

» PAYTON'S CAREER KICKOFF RETURN STATISTICS & GAME HIGHS

|        | No. | Yds. | Avg. | TD | LG |
|--------|-----|------|------|----|----|
| 2019   | 4   | 82   | 20.5 | -- | 24 |
| 2020   | 2   | 49   | 24.5 | -- | 26 |
| CAREER |     |      |      |    |    |

**Kick Returns** ..... 2; Twice: Last Arkansas, 10/3/20  
**Kick Return Yards** ..... 49; Arkansas, 10/3/20  
**Long Kick Return** ..... 26 yards; Arkansas, 10/3/20

**NOTE:** Recorded 16 career tackles, with 15 coming on special teams...Rushed the ball one time for 11 yards.




NICK PENDLEY

74

Offensive Line | 6-4 | 315  
Freshman (RS)  
Canton, Ga./Creekview  
Major: Undeclared

» 2020

**Season:** Appeared in two games ... Seen time on special teams.



FRED PETERS

38

Safety | 5-10 | 210  
Senior (1L)  
Columbia, Miss./Jones College  
Major: Psychology

» CAREER NOTES & RECORDS

**Career:** Cousin of former Mississippi State cornerback Jamal Peters ... Attended Jones County Junior College, following the footsteps of All-American and first-round NFL Draft pick Johnathan Abram..

» 2020

**Season:** Started two games ... One of 12 Bulldogs to make their first career start in 2020.

**at LSU (9/26):** Earned first career start .. Recorded six tackles and one pass break up. **Arkansas (10/3):** Totaled six tackles, four of which were solo.

» 2020 GAME-BY-GAME

*Tackles (Solo-Assisted-Total)*

at LSU 1-5-6; ARKANSAS 4-2-6.

» PETERS' CAREER STATISTICS & GAME HIGHS

|        | UA-A  | TK | FF | FR | I | PBU | SACK   | TFL    |
|--------|-------|----|----|----|---|-----|--------|--------|
| 2019   | 6-4   | 10 | 1  | -  | 1 | 2   | 1.0-11 | 3.0-15 |
| 2020   | 5-7   | 12 | -  | -  | - | 1   | -      | -      |
| CAREER | 11-11 | 22 | 1  | -  | 1 | 3   | 1.0-11 | 3.0-14 |

**Tackles** ..... 6; Twice: Last Arkansas, 10/3/20  
**Tackles for Loss** ..... 2.0; Abilene Christian, 11/23/19  
**Sacks** ..... 1.0; Abilene Christian, 11/23/19  
**Pass Breakups** ..... 1; Twice: Last at LSU, 9/26/20  
**Interceptions** ..... 1; Abilene Christian, 11/23/19  
**Fumbles Forced** ..... 1; Abilene Christian, 11/23/19



NATHAN PICKERING

22

Defensive Tackle | 6-4 | 310  
Sophomore (1L)  
Mount Olive, Miss./Seminary  
Major: Mechanical Engineering

» CAREER NOTES & RECORDS

**Career:** SEC All-Freshman Team honoree after racking up 3.0 sacks and 6.0 tackles for loss during his first season with the Bulldogs ... Consensus four-star prospects and one of the top recruits from Mississippi coming out of Seminary High School in 2018.

» 2020

**Season:** Appeared in two games.

**Rankings:** Sits tied for No. 48 nationally and No. 9 in sacks (0.75 spg).

**at LSU (9/26):** Recorded three tackles and half a sack ... Part of a defense that recorded 7.0 sacks, its most since 2015 (7.0; Ole Miss) ... Earned the top defensive grade among lineman (74.7) for State, according to PFF. **Arkansas (10/3):** Finished with four tackles and one sack ... Two of his tackles, including his sack, came in the fourth quarter during a one-score game ... Earned State's top overall defensive grade (72.4) and second-highest pass rush grade (69.8), according to PFF.

» 2020 GAME-BY-GAME

*Tackles (Solo-Assisted-Total)*


at LSU 0-3-3; ARKANSAS 1-3-4.

» PICKERING'S CAREER STATISTICS & GAME HIGHS

|        | UA-A | TK | FF | FR | I | PBU | SACK   | TFL    |
|--------|------|----|----|----|---|-----|--------|--------|
| 2019   | 5-6  | 11 | -  | -  | - | -   | 3.0-26 | 6.0-46 |
| 2020   | 1-6  | 7  | -  | -  | - | -   | 1.5-5  | 1.5-5  |
| CAREER | 6-12 | 18 | -  | -  | - | -   | 4.5-31 | 7.5-51 |

**Tackles** ..... 4; Twice: Last Arkansas, 10/3/20  
**Tackles for Loss** ..... 2.5; Abilene Christian, 11/23/19  
**Sacks** ..... 1.0; Three times: Last Arkansas, 10/3/20





SHAWN PRESTON JR.

12

Safety | 6-0 | 210

Sophomore (1L)

St. James, La./St. James

Major: Business Administration

» 2020

**Season:** Appeared in two games.

**Rankings:** Ranks No. 55 nationally and No. 14 in the SEC in tackles per game (8.0).

**at LSU (9/26):** Finished with a career-best 11 tackles to lead the team ... All 11 tackles came in the second half. **Arkansas (10/3):** Posted five tackles ... Logged his first career tackle for loss.

» 2020 GAME-BY-GAME


*Tackles (Solo-Assisted-Total)*

at LSU 6-5-11; ARKANSAS 2-3-5.

» PRESTON JR.'S CAREER STATISTICS & GAME HIGHS

|               | UA-A         | TK        | FF       | FR       | I        | PBU      | SACK     | TFL          |
|---------------|--------------|-----------|----------|----------|----------|----------|----------|--------------|
| 2018          | 1-0          | 1         | -        | -        | -        | -        | -        | -            |
| 2019          | 15-10        | 25        | -        | -        | -        | 2        | -        | -            |
| 2020          | 8-8          | 16        | -        | -        | -        | -        | -        | 1.0-1        |
| <b>CAREER</b> | <b>24-18</b> | <b>42</b> | <b>-</b> | <b>-</b> | <b>-</b> | <b>2</b> | <b>-</b> | <b>1.0-1</b> |

**Tackles** ..... 11; at LSU, 9/26/20  
**Tackle for Loss** ..... 1.0; Arkansas, 10/3/20  
**Pass Breakups** ..... 1; Abilene Christian, 11/23/19



DECAMERION RICHARDSON

30

Cornerback | 6-2 | 180

Freshman (HS)

Cullen, La./Bossier

Major: Undeclared

» 2020

**Season:** Appeared in one game ... One of seven MSU true freshmen to debut in 2020 ... One of 17 student-athletes to make their Mississippi State debut in 2020.

**Arkansas (10/3):** Made collegiate debut.



BRANDON RUIZ

8

Kicker | 5-10 | 180

Junior (GTR)

Tempe, Ariz./Arizona State

Major: Workforce Educational Leadership (Grad)

» CAREER NOTES & RECORDS

**Career:** Graduate transfer from Arizona State ... Owns his undergraduate degree in liberal studies from Arizona State ... Pursing his master's degree in workforce education leadership ... Two-year starter as place kicker at Arizona State before missing 2019 due to injury ... Three-time Pac-12 Special Teams Player of the Week ... 111-of-165 kickoffs have gone for touchbacks (67.2%) ... For his career, is true on 40-of-52 field goal tries ... Seven of the 12 missed field goals are 45-plus yard attempts, with five of those 50-plus yard attempts ... Ranks No. 8 in Arizona State's career field goals made list (37) and career points scored by a kicker (205) ... Owns an active streak of 99 consecutive extra points made ... Only freshman in ASU history with multiple 50-yard field makes as a freshman.

**NCAA Active Leaders:** Sits No. 8 nationally in points per game (7.9) ... Ranks No. 11 in the FBS in field goals made (40) ... Is No. 18 in the NCAA in extra points made (101) ... Stands No. 20 nationally in total points (221) ... Sits No. 23 in the FBS in field goal percentage (76.9).

» 2020

**Awards:** Tabbed as one of the Lou Groza Stars of the Week following his 14-point effort at LSU (9/26), in which he connected on all eight kicks (3 FG, 5 XP).

**Season:** Started two games at place kicker ... Handled all placement kicks in 2020 ... One of 17 student-athletes to make their Mississippi State debut in 2020 ... Point total at LSU ranks tied for No. 4 on MSU's single game kicking points list with Brian Hazelwood (at Alabama, 11/15/1997 [4 FG, 2 XP]) ... The 14 kicking points are also tied with Hazelwood for most in a true road game.

**Rankings:** Ranks No. 14 in the NCAA and No. 5 in the SEC in field goals made per game (1.5) ... Sits No. 44 in the FBS and No. 15 in the SEC in scoring (8.0 ppg).

**at LSU (9/26):** Made MSU debut... Scored 14 points ... Was 3-for-3 on field goals and converted all five of PAT attempts ... Recorded eight touchbacks on nine kickoffs. **Arkansas (10/3):** Went 2-for-2 on PAT attempts ... All three of his kickoffs were touchbacks.

» RUIZ'S CAREER SCORING STATISTICS & GAME HIGHS

|               | FGM-A        | %            | 0-19     | 20-29        | 30-39        | 40-49        | 50+        | LG        | XP             | PTS        |
|---------------|--------------|--------------|----------|--------------|--------------|--------------|------------|-----------|----------------|------------|
| 2017*         | 19-27        | .704         | -        | 7-7          | 5-5          | 5-10         | 2-5        | 52        | 49-50          | 106        |
| 2018*         | 18-22        | .818         | -        | 8-8          | 6-7          | 4-5          | 0-2        | 49        | 45-45          | 99         |
| 2019*         |              |              |          |              |              |              |            |           |                |            |
| 2020          | 3-3          | 1.000        | -        | 1-1          | 1-1          | 1-1          | -          | 43        | 7-7            | 16         |
| <b>CAREER</b> | <b>40-52</b> | <b>.769</b>  | <b>-</b> | <b>16-16</b> | <b>12-13</b> | <b>10-16</b> | <b>2-7</b> | <b>52</b> | <b>101-102</b> | <b>221</b> |
| <b>MSU</b>    | <b>3-3</b>   | <b>1.000</b> | <b>-</b> | <b>1-1</b>   | <b>1-1</b>   | <b>1-1</b>   | <b>-</b>   | <b>43</b> | <b>7-7</b>     | <b>16</b>  |

\* - at Arizona State

**Field Goal Attempts** ..... 4; Twice: Last at UCLA, 11/11/17\*  
**Field Goals Made** ..... 3; Six Times: Last at LSU, 9/26/19  
**Field Goal Long** ..... 52; Twice: Last Washington, 10/14/17\*  
**PATs Made** ..... 7; UTSA, 9/1/18\*  
**Points:** ..... 14; at LSU, 9/26/20

» RUIZ'S CAREER KICKOFF STATISTICS

|               | No.        | Yds           | AVG         | TB         | OB       |
|---------------|------------|---------------|-------------|------------|----------|
| 2017*         | 75         | 4,756         | 63.4        | 52         | 1        |
| 2018*         | 78         | 4,802         | 61.6        | 48         | 1        |
| 2019*         |            |               |             |            |          |
| 2020          | 12         | 780           | 65.0        | 11         | -        |
| <b>CAREER</b> | <b>165</b> | <b>10,338</b> | <b>62.7</b> | <b>111</b> | <b>2</b> |
| <b>MSU</b>    | <b>12</b>  | <b>780</b>    | <b>65.0</b> | <b>11</b>  | <b>-</b> |

\* - at Arizona State

**Kickoffs** ..... 9; Three Times: Last at LSU, 9/26/20  
**Kickoff Yards** ..... 585; Twice: Last at LSU, 9/26/20  
**Kickoff Average** ..... 65.0; Seven Times: Last vs. Arkansas, 10/3/20



LAQUINSTON SHARP

63

Offensive Line | 6-3 | 300

Senior (1L)

Columbus, Miss./East Mississippi CC

Major: Industrial Tech & Psychology

» 2020

**Season:** Appeared in two games.

**at LSU (9/26):** Played 13 snaps at left guard. **ARKANSAS (10/3):** Earned the start at left guard, where he played every offensive snap ... Helped State record 400 yards of offense.



TYRELL SHAVERS

9

Wide Receiver | 6-6 | 200

Junior (GTR)

Lewisville, Texas/Alabama

Major: Unclassified (Grad)

» 2020

**Season:** Appeared in two games with one start ... One of 12 Bulldogs to make their first career start in 2020 ... One of 17 student-athletes to make their Mississippi State debut in 2020.

**Rankings:** Ranks No. 46 in the NCAA and No. 14 in the SEC in yards per reception (17.80).

**at LSU (9/26):** Made his MSU debut in a start at receiver ... Recorded two receptions for 68 yards and one touchdown ... His second career catch, and first as a Bulldog, went for a 31-yard touchdown in the second quarter. **Arkansas (10/3):** Set a career high for receptions with three ... Totaled 21 yards.

» 2020 GAME-BY-GAME

*Receiving (Receptions-Yards-TD)*

at LSU 2-68-1; ARKANSAS 3-21-0.

» SHAVERS' CAREER STATISTICS & GAME HIGHS

|               | Att.-Yds.   | YPC         | TD       | LG        | Rec.-Yds.    | YPC         | TD       | LG        |
|---------------|-------------|-------------|----------|-----------|--------------|-------------|----------|-----------|
|               | Att.-Yds.   | YPC         | TD       | LG        | Rec.-Yds.    | YPC         | TD       | LG        |
| 2018          | -           | -           | -        | -         | -            | -           | -        | -         |
| 2019          | 1-14        | 14.0        | -        | 14        | 1-20         | 20.0        | -        | 20        |
| 2020          | -           | -           | -        | -         | 5-89         | 17.8        | 1        | 37        |
| <b>CAREER</b> | <b>1-14</b> | <b>14.0</b> | <b>-</b> | <b>14</b> | <b>6-109</b> | <b>18.2</b> | <b>1</b> | <b>37</b> |
| <b>MSU</b>    | <b>-</b>    | <b>-</b>    | <b>-</b> | <b>-</b>  | <b>5-89</b>  | <b>17.8</b> | <b>1</b> | <b>37</b> |

\* - at Alabama

**Rushes** ..... 1; at Mississippi State, 11/16/19\*  
**Rushing Yards** ..... 14; at Mississippi State, 11/16/19\*  
**Long Rush** ..... 14; at Mississippi State, 11/16/19\*

**Receptions** ..... 3; Arkansas, 10/3/20  
**Receiving Yards** ..... 68; at LSU, 9/26/20  
**Receiving Touchdowns** ..... 1; at LSU, 9/26/20  
**Long Reception** ..... 37; at LSU, 9/26/20

**NOTE:** Owns two career punt returns ... Recovered one blocked punt for a two-yard touchdown at Texas A&M (10/12/19) while a student-athlete at Alabama.



GARRETT SHRADER

6

Wide Receiver | 6-4 | 215

Sophomore (1L)

Charlotte, N.C./Charlotte Christian School

Major: Undeclared

» CAREER NOTES & RECORDS

**Career:** Earned first career start at quarterback against Kentucky (9/21) as a true freshman ... Appeared in 10 games with four starts at quarterback in 2019 ... Moved to wide receiver during fall camp in 2020.

» 2020

**Season:** Appeared in two games.

**at LSU (9/26):** Saw time on special teams. **ARKANSAS (10/3):** Grabbed first career reception for an 8-yard gain.

» 2020 GAME-BY-GAME

*Receiving (Receptions-Yards-TD)*

LSU 0-0-0; ARKANSAS 1-8-0.

» SHRADER'S CAREER OFFENSIVE STATISTICS & GAME HIGHS

|               | Att.-Yds.      | Avg.        | TD       | LG        | Rec.-Yds.  | Avg.       | TD       | LG       |
|---------------|----------------|-------------|----------|-----------|------------|------------|----------|----------|
| 2019          | 113-587        | 58.7        | 6        | 49        | -          | -          | -        | -        |
| 2020          | -              | -           | -        | -         | 1-8        | 8.0        | -        | 8        |
| <b>CAREER</b> | <b>113-587</b> | <b>58.7</b> | <b>6</b> | <b>49</b> | <b>1-8</b> | <b>8.0</b> | <b>-</b> | <b>8</b> |

**Rush Attempts** ..... 19; LSU, 10/19/19  
**Rush Yards** ..... 125; Kentucky, 9/21/19  
**Rushing Touchdowns** ..... 2; Ole Miss, 11/28/19  
**Long Rush** ..... 49 yards; Kentucky, 9/21/19

**Receptions** ..... 1; Arkansas, 10/3/20  
**Receiving Yards** ..... 8; Arkansas, 10/3/20  
**Longest Reception** ..... 8; Arkansas, 10/3/20

**Total Offense Yards** ..... 305; Kentucky, 9/21/19  
**All-Purpose Yards** ..... 125; Kentucky, 9/21/19



COLE SMITH

57

Offensive Line | 6-3 | 305  
Sophomore (SQ)  
Pontotoc, Miss./LSU  
Major: Psychology

» 2020

**Season:** Started two games ... One of 12 Bulldogs to make their first career start in 2020 ... One of 17 student-athletes to make their Mississippi State debut in 2020.

**at LSU (9/26):** Played every offensive snap at center... Helped protect K.J. Costello as he passed for an SEC and MSU record 623 yards. **Arkansas (10/3):** Played every offensive snap at center ... Helped State record 400 yards of total offense.



MARQUISS SPENCER

42

Defensive End | 6-4 | 300  
Senior (3L)  
Greenwood, Miss./Greenwood  
Major: Interdisciplinary Studies

» CAREER NOTES & RECORDS

**Career:** Returned from an upper-body injury that forced him to miss the majority of the 2018 to anchor the defensive line in 2019 ... Appeared in 44 career games with 15 starts ... Two-time member of the SEC Academic Honor Roll (2017, 19)... Ranks No. 2 on the MSU defensive line in tackles for loss behind Kobe Jones (19.0 TFL) with 17.5 in his career.

**NCAA Active Leaders:** Sits No. 71 in the FBS in tackles for loss (17.5).

» 2020

**Season:** Started two games.

**Rankings:** Is tied for No. 7 in the NCAA and No. 1 in the SEC in forced fumbles (1) ... Sits tied for No. 17 nationally and No. 3 in the SEC in sacks (1.0 spg) ... Ranks No. 21 in the FBS and No. 3 in the SEC in tackles for loss (1.5 tflpg).

**at LSU (9/26):** Notched three tackles and a career-high 2.0 sacks for a loss of 10 yards ... Part of a defense that recorded 7.0 sacks, its most since 2015 (7.0; Ole Miss). **Arkansas (10/3):** Totaled five tackles, one tackle for loss and one forced fumble ... His forced fumble came on a goal-line stop in the second quarter and was recovered by Londyn Craft.

» 2020 GAME-BY-GAME

*Tackles (Solo-Assisted-Total)*  
at LSU 3-0-3; ARKANSAS 3-2-5.

» SPENCER'S CAREER STATISTICS & GAME HIGHS

|               | UA-A         | TK        | FF       | FR       | I | PBU      | SACK          | TFL            |
|---------------|--------------|-----------|----------|----------|---|----------|---------------|----------------|
| 2016          | 9-8          | 17        | -        | 1        | - | -        | 1.0-9         | 3.0-12         |
| 2017          | 5-14         | 19        | -        | 2        | - | 2        | 1.0-6         | 4.5-16         |
| 2018          | 1-2          | 3         | -        | -        | - | -        | -             | 0.5-1          |
| 2019          | 22-15        | 37        | 2        | -        | - | 1        | 2.0-6         | 6.5-15         |
| 2020          | 6-2          | 8         | 1        | -        | - | -        | 2.0-10        | 3.0-11         |
| <b>CAREER</b> | <b>43-41</b> | <b>84</b> | <b>3</b> | <b>3</b> | - | <b>3</b> | <b>6.0-31</b> | <b>17.5-55</b> |

**Tackles** ..... 6; at Texas A&M, 10/26/19


**Tackles for Loss** ..... 2.0; at LSU, 9/26/20

**Sacks** ..... 2.0; at LSU, 9/26/20

**Pass Breakups** ..... 1; Three Times: LSU, 10/19/19

**Fumbles Forced** ..... 1; Three Times: Last vs. Arkansas, 10/3/20

**Fumbles Recovered** ..... 1; Three Times: Last at Arkansas, 11/18/17



GEOR'QUARIUS SPIVEY

11

Wide Receiver | 6-5 | 240  
Sophomore (1L)  
Monroe, La./Richwood  
Major: Business Administration

» 2020

**Season:** Appeared in two games ... Has seen time one offense and special teams.

» 2020 GAME-BY-GAME

*Receiving (Receptions-Yards-TD)*  
at LSU 0-0-0; ARKANSAS 0-0-0.

» SPIVEY'S CAREER STATISTICS & GAME HIGHS

|               | Att-Yds. | Avg.     | TD       | LG       | Rec.-Yds.   | Avg.        | TD       | LG        |
|---------------|----------|----------|----------|----------|-------------|-------------|----------|-----------|
| 2019          | -        | -        | -        | -        | 3-32        | 10.7        | -        | 13        |
| 2020          | -        | -        | -        | -        | -           | -           | -        | -         |
| <b>CAREER</b> | <b>-</b> | <b>-</b> | <b>-</b> | <b>-</b> | <b>3-32</b> | <b>10.7</b> | <b>-</b> | <b>13</b> |

**Receptions** ..... 1; Three Times: Last vs. Louisville, 12/31/19

**Receiving Yards** ..... 13; vs. Louisville, 12/31/19

**Longest Reception** ..... 13; vs. Louisville, 12/31/19



ERROLL THOMPSON

40

Linebacker | 6-1 | 250  
Senior (3L)  
Florence, Ala./Florence  
Major: Interdisciplinary Studies

» CAREER NOTES & RECORDS

**Career:** Smart, instinctive, hard-hitting senior who is one of the best linebackers in college football ... Made 29 straight starts at middle linebacker after assuming the starting role for the final three games of his redshirt freshman season, a streak that ended in the 2019 Music City Bowl ... Owns seven double-digit tackle games in his career (2 in 2018; 3 in 2019; 2 in 2020) ... Posted back-to-back double-digit tackle games for the first time in his career to open 2020.

**NCAA Active Leaders:** Sits No. 10 in the FBS in total tackles (237) ... Ranks No. 73 nationally in sacks (7.5).

» 2020

**Awards:** Preseason candidate for the Butkus Award, presented to the nation's top linebacker ... Tabbed preseason All-SEC by the coaches (second team) and media (third team).

**Season:** Started two games ... Served as MSU team captain in both games ... Logged 10+ tackles in both game during 2020.

**Rankings:** Sits tied for No. 7 nationally and No. 4 in the SEC in tackles per game (11.5).

**LSU (9/26):** Finished with 10 tackles and 1.0 sack ... Eight of his tackles came in the second half, including three on LSU's final drive ... Recorded a sack on third down in the red zone to force a field goal early in the third quarter ... Part of a defense that recorded 7.0 sacks, its most since 2015 (7.0; Ole Miss) ... Earned the highest pass rush grade (72.5) on the team, according to PFF. **Arkansas (10/3):** Recorded a team-high 13 tackles ... 10 which came in the second half ... Marked the first time in his career that he recorded 10 tackles in back-to-back games ... First Bulldog with back-to-back games of 10+ tackles since Beniquez Brown in 2015 (Alabama, 11; at Arkansas, 12).

» 2020 GAME-BY-GAME

*Tackles (Solo-Assisted-Total)*  
at LSU 4-6-10; ARKANSAS 5-7-13.

» THOMPSON'S CAREER STATISTICS & GAME HIGHS

|               | UA-A           | TK         | FF       | FR       | I        | PBU      | SACK          | TFL            |
|---------------|----------------|------------|----------|----------|----------|----------|---------------|----------------|
| 2017          | 21-25          | 46         | 1        | -        | -        | 1        | 2.5-18        | 5.5-36         |
| 2018          | 31-56          | 87         | -        | -        | 2        | 2        | 3.5-26        | 9.0-34         |
| 2019          | 38-46          | 84         | 1        | 1        | -        | 2        | 0.5-4         | 3.5-11         |
| 2020          | 10-13          | 23         | -        | -        | -        | -        | 1.0-6         | 1.0-6          |
| <b>CAREER</b> | <b>100-140</b> | <b>240</b> | <b>2</b> | <b>1</b> | <b>2</b> | <b>5</b> | <b>7.5-54</b> | <b>19.0-87</b> |

**Tackles** ..... 14; Florida, 9/29/18

**Tackles for Loss** ..... 2.5; Arkansas, 11/17/18

**Sacks** ..... 1.5; Arkansas, 11/17/18

**Pass Breakups** ..... 1; Twice: Last Kentucky, 9/21/19

**Interceptions** ..... 1; Twice: Last Texas A&M, 10/27/18

**Fumbles Forced** ..... 1; Twice: Last Ole Miss, 11/28/19

**Fumbles Recovered** ..... 1; at Louisiana, 8/31/19



SHERMAN TIMBS

34

Defensive End | 6-2 | 270  
Junior (1L)  
Indianola, Miss./Indianola Academy  
Major: Agribusiness

» 2020

**Season:** Appeared in two games.


» 2020 GAME-BY-GAME

*Tackles (Solo-Assisted-Total)*  
at LSU 0-0-0; ARKANSAS 0-0-0.

» TIMBS' CAREER STATISTICS & GAME HIGHS

|               | UA-A       | TK       | FF       | FR       | I        | PBU      | SACK     | TFL      |
|---------------|------------|----------|----------|----------|----------|----------|----------|----------|
| 2018          | -          | -        | -        | -        | -        | -        | -        | -        |
| 2019          | 1-2        | 3        | -        | -        | -        | -        | -        | -        |
| 2020          | -          | -        | -        | -        | -        | -        | -        | -        |
| <b>CAREER</b> | <b>1-2</b> | <b>3</b> | <b>-</b> | <b>-</b> | <b>-</b> | <b>-</b> | <b>-</b> | <b>-</b> |

**Tackles** ..... 1; Three Times: Last vs. Louisville, 12/30/19



JADEN WALLEY

31

Wide Receiver | 6-0 | 180  
Freshman (HS)  
D'Iberville, Miss./D'Iberville  
Major: Industrial Tech

» 2020

**Season:** Appeared in two games with one start... One of seven MSU true freshmen to debut in 2020 ... One of 12 Bulldogs to make their first career start in 2020 ... One of 17 student-athletes to make their Mississippi State debut in 2020.

**at LSU (9/26):** Made collegiate debut. **Arkansas (10/3):** Earned first career start ... Finished with six catches and 56 yards ... Recorded first career catch on State's second drive, for a 16-yard gain ... Returned two punts for 21 yards ... Part of a freshmen trio (Jo'quavious Marks and Dillon Johnson) that accounted for 217 yards of offense, which was 54.3 percent of State's 400 yards.

» 2020 GAME-BY-GAME

*Receiving (Receptions-Yards-TD)*  
at LSU 0-0-0; ARKANSAS 6-56-0.

» WALLEY'S CAREER STATISTICS & GAME HIGHS

|               | Att-Yds. | YPC      | TD       | LG       | Rec.-Yds.   | YPC        | TD       | LG        |
|---------------|----------|----------|----------|----------|-------------|------------|----------|-----------|
| 2020          | -        | -        | -        | -        | 6-56        | 9.3        | -        | 16        |
| <b>CAREER</b> | <b>-</b> | <b>-</b> | <b>-</b> | <b>-</b> | <b>6-56</b> | <b>9.3</b> | <b>-</b> | <b>16</b> |

**Receptions** ..... 6; Arkansas, 10/3/20

**Receiving Yards** ..... 56; Arkansas, 10/3/20

**Longest Reception** ..... 16 yards; Arkansas, 10/3/20

» 2020 GAME-BY-GAME

*Punt Returns (Returns-Yards-TD-YPR)*

at LSU 0-0-0-0.0; ARKANSAS 2-21-0-10.5.

» WALLEY'S CAREER PUNT RETURN STATISTICS & GAME HIGHS

|               | No.      | Yds.      | Avg.        | TD        | LG        |
|---------------|----------|-----------|-------------|-----------|-----------|
| 2020          | 2        | 21        | 10.5        | --        | 20        |
| <b>CAREER</b> | <b>2</b> | <b>21</b> | <b>10.5</b> | <b>--</b> | <b>20</b> |

**Punt Returns** ..... 2; Arkansas, 10/3/20

**Punt Return Yards** ..... 21; Arkansas, 10/3/20

**Long Punt Return** ..... 20 yards; Arkansas, 10/3/20

**All-Purpose Yards** ..... 77; Arkansas, 10/3/20

**NOTE:** Owns one career tackle (Arkansas, 2020).





NATHANIEL WATSON

14

Linebacker | 6-2 | 250

Sophomore (1L)

Maplesville, Ala./Maplesville

Major: Undeclared

» 2020

**Season:** Appeared in two games ... Has seen time on defense and special teams.

**at LSU (9/26):** Recorded three tackles.


» 2020 GAME-BY-GAME

*Tackles (Solo-Assisted-Total)*  
at LSU 2-1-3; ARKANSAS 0-0-0.

» WATSON'S CAREER STATISTICS & GAME HIGHS

|        | UA-A | TK | FF | FR | I | PBU | SACK | TFL   |
|--------|------|----|----|----|---|-----|------|-------|
| 2018   | 2-1  | 3  | -  | -  | - | -   | -    | -     |
| 2019   | 1-1  | 2  | -  | -  | - | -   | -    | 1.0-1 |
| 2020   | 2-1  | 3  | -  | -  | - | -   | -    | -     |
| CAREER | 5-3  | 8  | -  | -  | - | -   | -    | 1.0-1 |

**Tackles** ..... 3; at LSU, 9/26/20  
**Tackles for Loss** ..... 1.0; vs. Louisville, 12/30/19



TYRUS WHEAT

2

Linebacker | 6-2 | 260

Junior (JC)

Amite, La./Copiah-Lincoln [MS] CC

Major: Undeclared

» 2020

**Season:** Started two games ... One of 12 Bulldogs to make their first career start in 2020 ... One of 17 student-athletes to make their Mississippi State debut in 2020.

**Rankings:** Sits tied for No. 48 nationally and No. 9 in the SEC in sacks (0.5 spg).

**at LSU (9/26):** Made collegiate debut in a start ... Recorded four tackles, one sack and one pass break ... Picked up his first career sack in the second quarter ... Part of a defense that recorded 7.0 sacks, its most since 2015 (7.0; Ole Miss) ... Earned the highest defensive (76.2) and coverage (74.1) grades for the Bulldogs and was second on the team in tackling (79.2) and pass rushing (72.4) grades, according to PFF. **Arkansas (10/3):** Posted two tackles and 0.5 sack.


» 2020 GAME-BY-GAME

*Tackles (Solo-Assisted-Total)*  
at LSU 2-2-4; ARKANSAS 1-1-2.

» WHEAT'S CAREER STATISTICS & GAME HIGHS

|        | UA-A | TK | FF | FR | I | PBU | SACK   | TFL    |
|--------|------|----|----|----|---|-----|--------|--------|
| 2020   | 3-3  | 6  | -  | -  | - | 1   | 1.5-11 | 1.5-11 |
| CAREER | 3-3  | 6  | -  | -  | - | 1   | 1.5-11 | 1.5-11 |

**Tackles** ..... 4; at LSU, 9/26/20  
**Sacks** ..... 1.0; at LSU, 9/26/20  
**Tackles for Loss** ..... 1.0; at LSU, 9/26/20  
**Pass Breakups** ..... 1; at LSU, 9/26/20



AUSTIN WILLIAMS

85

Wide Receiver | 6-3 | 200

Junior (2L)

Ocean Springs, Miss./Ocean Springs

Major: Finance

» CAREER NOTES & RECORDS

**Career:** Earned his undergraduate degree in finance in three years ... Carried a 4.0 GPA throughout his undergraduate program ... Three-time member of the SEC Academic Honor Roll (2017-19).

» 2020

**Season:** Appeared in two games with one start ... Has seen time at wide receiver and as punt returner.

**at LSU (9/26):** Finished with career highs in receptions (7) and receiving yards (57) to go along with one touchdown ... Four of his catches came in the fourth quarter ... Fourth-quarter touchdown catch gave State a 34-24 lead ... Two of his receptions went for first downs.

» 2020 GAME-BY-GAME

*Receiving (Receptions-Yards-TD)*  
at LSU 7-57-1; ARKANSAS 0-0-0.

» A. WILLIAMS' CAREER STATISTICS & GAME HIGHS

|        | Att.-Yds. | YPC | TD | LG | Rec.-Yds. | YPC  | TD | LG |
|--------|-----------|-----|----|----|-----------|------|----|----|
| 2018   | -         | -   | -  | -  | 10-137    | 13.7 | 3  | 33 |
| 2019   | -         | -   | -  | -  | 11-119    | 10.8 | 2  | 28 |
| 2020   | -         | -   | -  | -  | 7-57      | 8.1  | 1  | 14 |
| CAREER | -         | -   | -  | -  | 28-313    | 11.2 | 6  | 33 |

**Receptions** ..... 7; at LSU, 9/26/20  
**Receiving Yards** ..... 57; at LSU, 9/26/20  
**Receiving Touchdowns** ..... 2; Arkansas, 11/17/18  
**Longest Reception** ..... 33; Arkansas, 11/17/18

» 2020 GAME-BY-GAME

*Punt Returns (Returns-Yards-TD-YPR)*

at LSU 0-0-0-0.0; ARKANSAS 1-0-0-0.0.

» A. WILLIAMS' CAREER PUNT RETURN STATISTICS & GAME HIGHS

|        | No. | Yds. | Avg. | TD | LG |
|--------|-----|------|------|----|----|
| 2018   | --  | --   | --   | -- | -- |
| 2019   | --  | --   | --   | -- | -- |
| 2020   | 1   | --   | --   | -- | -- |
| CAREER | 1   | --   | --   | -- | -- |

**Punt Returns** ..... 1; Arkansas, 10/3/20



LEE WITHERSPOON

22

Running Back | 5-10 | 195

Sophomore (1L)

Birmingham, Ala./North Jackson

Major: Undeclared

» CAREER NOTES & RECORDS

**Career:** Made an impact as a freshman among a veteran core of running backs ... Phenomenal athlete that shattered Alabama state records as a running back at North Jackson High School ... Has good speed, quickness and vision ... Played defensive back at A.H. Parker High School prior to transferring to North Jackson ... Holds Alabama state records for single-season rushing touchdowns (53) and total touchdowns in a season (59).

» 2020

**Season:** Appeared in two games.

» 2020 GAME-BY-GAME

*Rushing (Carries-Yards-TD)*  
at LSU 0-0-0; ARKANSAS 0-0-0.

*Receiving (Receptions-Yards-TD)*  
at LSU 0-0-0; ARKANSAS 0-0-0.

» WITHERSPOON'S CAREER STATISTICS & GAME HIGHS

|        | Att.-Yds. | Avg. | TD | LG | Rec.-Yds. | Avg. | TD | LG |
|--------|-----------|------|----|----|-----------|------|----|----|
| 2019   | 22-101    | 9.2  | 1  | 22 | 3-19      | 1.7  | -  | 12 |
| 2020   | -         | -    | -  | -  | -         | -    | -  | -  |
| CAREER | 22-101    | 9.2  | 1  | 22 | 3-19      | 1.7  | -  | 12 |

**Rushes** ..... 7; Southern Miss, 9/7/18  
**Rush Yards** ..... 40; Southern Miss, 9/7/18  
**Rushing Touchdowns** ..... 1; Southern Miss, 9/7/18  
**Long Rush** ..... 22; Southern Miss, 9/7/18

**Receptions** ..... 2; LSU, 10/19/19  
**Receiving Yards** ..... 16; LSU, 10/19/19  
**Longest Reception** ..... 12 yards; LSU, 10/19/19

**NOTE:** Has one career kickoff return for 15 yards.



CAMERON YOUNG

93

Defensive Tackle | 6-3 | 320

Sophomore (1L)

Crosby, Miss./Franklin County

Major: Undeclared

» 2020

**Season:** Appeared in one game.

» 2020 GAME-BY-GAME

*Tackles (Solo-Assisted-Total)*  
at LSU 0-0-0; ARKANSAS DNP.

» YOUNG'S CAREER STATISTICS & GAME HIGHS

|        | UA-A | TK | FF | FR | I | PBU | SACK | TFL   |
|--------|------|----|----|----|---|-----|------|-------|
| 2018   | -    | -  | -  | -  | - | -   | -    | -     |
| 2019   | 2-3  | 5  | -  | -  | - | -   | -    | 1.0-2 |
| 2020   | -    | -  | -  | -  | - | -   | -    | -     |
| CAREER | 2-3  | 5  | -  | -  | - | -   | -    | 1.0-2 |

**Tackles** ..... 2; Southern Miss, 9/7/19  
**Tackles for Loss** ..... 1.0; Texas A&M, 10/26/19