

# MISSISSIPPI STATE

## FOOTBALL

### SERIES HISTORY

Overall .....	1-0
In Starkville .....	1-0
In Bowling Green .....	N/A
Neutral Sites .....	N/A
Last Meeting .....	MSU won 21-20 (10/12/2013 in Starkville, Miss.)

### TELEVISION: SEC Network

Play-by-Play .....	Drew Carter
Analyst .....	Aaron Murray
Reporter .....	Nicole Rigoni

### RADIO: MSU SPORTS NETWORK

Play-by-Play .....	Neil Price
Analyst .....	Matt Wyatt
Reporter .....	Jay Perry

### ONLINE: HAILSTATE.COM

Visit [HailState.com](http://HailState.com) for previews, game recaps, feature stories, press conferences, video highlights, photo galleries, stats and more information. For all your game-day information, key policies and A-Z guide, visit [HailState.com/Gameday](http://HailState.com/Gameday).

### MSU MEDIA PORTAL

Mississippi State has created an online portal for media members covering the Bulldogs' football program. To access the portal, visit [HailState.com/FBMedia](http://HailState.com/FBMedia). The Football Press Box Page of HailState.com will include links to the record book, game notes, depth charts, box scores, recaps, team and staff headshots and other useful items.

### STAT PACKS

Mississippi State's full statistics packet is available online at [HailState.com/FBStats](http://HailState.com/FBStats).

### SOCIAL MEDIA: #HAILSTATE

For more information on the Bulldogs, follow MSU football on Twitter, like them on Facebook and join them on Instagram by searching for "HailStateFB."

THE MATCHUP »



VS



### MISSISSIPPI STATE BULLDOGS (2-1, 0-1 SEC)

Head Coach: Mike Leach (BYU '83)  
Career Record: 152-104 (21st Season)  
Mississippi State Record: 13-14 (3rd Season)

### BOWLING GREEN FALCONS (1-2, 0-0 MAC)

Head Coach: Scot Loeffler (Michigan '98)  
Career Record: 8-24 (4th Season)  
Bowling Green Record: 8-24 (4th Season)

### TALKING POINTS

► Mississippi State is set to honor its first African-American varsity football players – Frank Dowsing, Jr. and Robert Bell – commemorating the 50th anniversary of when the two last suited up in Maroon and White. Dowsing and Bell arrived at MSU in 1969.

► MSU will don threads paying homage to Dowsing and Bell against Bowling Green. The new uniforms showcase a unique look that harkens back to the practice jerseys the groundbreaking players wore three years later in 1972.


► State has picked up 25.3 first downs per game, which is third in the SEC. Of the Bulldogs' 76 first downs this year, 48 have come through the air.

► The Bulldogs and Falcons have met just once in a 2013 homecoming matchup. That game, a 21-20 MSU victory, stands out most for a 75-yard touchdown run by Dak Prescott that stood as the longest run of his career.

► Graduate assistant **Taveze Calhoun** played against Bowling Green in 2013, making a half-tackle for loss.

► There are just 21 players nationally in the FBS with active streaks of 20 or more games with a catch and only three in the SEC. RB **Jo'quavious Marks** has the second-longest active streak in the SEC at 27 games, and WR **Jaden Walley** has catches in 25 straight contests.

► Mississippi State is one of six teams in the nation with two wins vs. opponents with a winning record. The other five teams are NC State, Wake Forest, Illinois, Indiana and Wyoming.



WR Lideatrick Griffin ranks fourth in the FBS, averaging 32.8 yards per kickoff return. He is one of seven players nationally with three or more returns of 30-plus yards.

### PROVEN WINNER

One of the most successful coaches in the history of college football, **Mike Leach's** 152 career wins are the third-most among active SEC coaches and tied for sixth among active Power 5 coaches.

Coach	Wins
1. Nick Saban	272
2. Brian Kelly	265
3. Mike Leach	152
4. Jimbo Fisher	119
5. Bryan Harsin	84



### 2022 SCHEDULE AND RESULTS »



MEMPHIS  
Sept. 3  
ESPNU

W, 49-23



Arizona  
Sept. 10  
FS1

W, 39-17



LSU  
Sept. 17  
ESPN

L, 16-31



BOWLING GREEN  
Sept. 24  
11 a.m. CT

SEC Network



TEXAS A&M  
Oct. 1  
3 p.m. CT

SEC Network



ARKANSAS [HOC]  
Oct. 8  
TBA

TBA



Kentucky  
Oct. 15  
TBA

TBA



Alabama  
Oct. 22  
TBA

TBA



AUBURN  
Nov. 5  
TBA

TBA



GEORGIA  
Nov. 12  
TBA

TBA



ETSU  
Nov. 19  
TBA

TBA



Ole Miss  
Nov. 24  
6 p.m. CT

ESPN

QUICK FACTS »

**BRANDON LANGLOIS (MIKE LEACH)**

Senior Associate AD/Communications and Creative  
Phone: (601) 405-5650  
Email: blanglois@athletics.msstate.edu

**ANNA CLAIRE THOMAS**

Associate Director/Communications  
Phone: (318) 331-3813  
Email: acthomas@athletics.msstate.edu

**BRIAN OGDEN**

Associate Director/Communications  
Phone: (972) 977-7459  
Email: bogden@athletics.msstate.edu

**JOSH BRUNNER**

Assistant AD/Communications  
Phone: (205) 568-6559  
Email: jbrunner@athletics.msstate.edu

**HEAD COACH MIKE LEACH**

Alma Mater: BYU, 1983  
Career Record: 152-104  
Record at Mississippi State: 13-14  
Record at Washington State: 55-47  
Record at Texas Tech: 84-43

**ASSISTANT COACHES**

**LOCATION**

Tony Hughes (Associate HC/Nickelbacks)	PB
Zach Arnett (Defensive Coordinator/Safeties)	SL
Matt Brock (Linebackers)	SL
Drew Hollingshead (Inside Receivers)	SL
Darcel McBath (Cornerbacks)	SL
Eric Mele (Special Teams Coordinator)	SL
Mason Miller (Run Game Coordinator/Offensive Line)	SL
Jeff Phelps (Defensive Line)	PB
Steve Spurrier Jr. (Pass Game Coord./Outside Receivers)	PB
Jason Washington (Running Backs)	SL

**TEAM HISTORY**

First Year of Football: 1895  
Current Season: 123rd  
All-Time Overall Record: 574-599-39 (.490)  
All-Time SEC Record: 206-384-13 (.352)  
All-Time Bowl Record: 14-11 (.560)

**STADIUM INFORMATION**

Name: Davis Wade Stadium  
Field Name: Scott Field  
Capacity: 60,311  
Surface: Hybrid Bermuda Grass (Certified Tifway 419)  
Constructed: 1914

**UNIVERSITY INFORMATION**

Location: Starkville, Miss.  
Founded: February 28, 1878  
Enrollment: 22,986  
Colors: Maroon (PMS 202) and White  
President: Dr. Mark Keenum  
Athletics Director: John Cohen

TALKING POINTS CONTINUED

- ▶ Three active Bulldogs have cracked the MSU top 10 for career receptions. RB **Jo'quavious Marks** (151) is fourth, while WR **Austin Williams** (122) is eighth. RB **Dillon Johnson** is the latest to reach the leaderboard as his 118th catch has him tied for 10th.
- ▶ Last time out, WR **Austin Williams** broke the school record, playing in his 53rd career game. He is also tied for sixth in MSU career history with 14 touchdown catches.
- ▶ The Bulldogs rank eighth nationally and lead the SEC in time of possession, averaging 35:08.67 on offense through three games. Since **Mike Leach** arrived in 2020, Mississippi State ranks sixth nationally in time of possession, averaging 33:06 per game.
- ▶ Mississippi State has ranked among the top five Power Five teams in the nation in yards after catch in back-to-back seasons under head coach **Mike Leach**, and State is currently third nationally. The Bulldogs led the nation in yards after catch in 2021, and State ranked second in the SEC and third nationally in 2020.
- ▶ QB **Will Rogers** leads the nation in completions per game (33.7), is fourth in passing touchdowns (10), sixth in passing yards per game (325.7) and ninth in completion percentage (72.7 percent).
- ▶ Six different Bulldogs have caught a touchdown this season, which is tied for eighth in the FBS. Only North Texas (8), Oklahoma State (8), Appalachian State (7), North Carolina (7), NC State (7), SMU (7) and UCLA (7) have had more receivers score.
- ▶ WR **Caleb Ducking** is tied for 19th in the FBS and second in the SEC with three touchdown catches.
- ▶ WR **Rara Thomas** has had a career-high-tying five catches in the first two games of 2022. He has seven touchdowns in his last eight games. Thomas is 10th in receiving in the SEC with 70.3 yards per game.
- ▶ The Bulldogs turned in their two longest runs of the **Mike Leach** era at LSU (Sept. 17). RB **Jo'quavious Marks'** 37-yard rushing touchdown in the first quarter was MSU's longest running play under Leach, and RB **Dillon Johnson** broke free for 35 yards in the second quarter.
- ▶ The Bulldogs have 17 pass defenses this year, which is third in the SEC. Only MSU and Vanderbilt have three players with three or more pass defenses in 2022 in the SEC (S **Jalen Green**, CB **Emmanuel Forbes** and CB **Decamerion Richardson**).
- ▶ LB **Tyrus Wheat** ranks fourth in the SEC with a 90.2 run defense grade from PFF, and LB **Jett Johnson** is tied for sixth with 11 "stops," which are tackles that constitute a failure for the offense. CB **Decamerion Richardson** and S **Collin Duncan** are tied for eighth in the league in tackling grade (86.6).
- ▶ Since 2020, MSU has allowed fewer than 150 rushing yards in 17 games, which trails only Alabama (29) and Georgia (27) in the SEC during that span. MSU is holding its opponents to just 121.6 rushing yards per game, which ranks third in the SEC during that span.
- ▶ Under **Mike Leach**, the Bulldogs are 9-0 when scoring at least 30 points and 9-3 when scoring first.
- ▶ According to ESPN's FPI, MSU will play the second-toughest schedule in the nation in 2022. The Bulldogs play all six SEC teams that were ranked in the preseason AP poll.
- ▶ MSU will be one of the most-experienced teams in college football this fall, with a total of 16 starters returning on offense and defense.
- ▶ MSU returns 79.1 percent of its defensive snaps from 2021. Of the 22 players on the defensive side of the two-deep, 17 have been playing for the past two years under defensive coordinator **Zach Arnett**. Three more have at least played a season in Arnett's system.

ENTERING YEAR 3 UNDER LEACH

- ▶ **Mike Leach** was hired as the 34th head coach in program history on Jan. 9, 2020. He previously spent eight seasons at Washington State where he was twice named Pac-12 Coach of the Year. In 2018, he was tabbed the AFCA National Coach of the Year for the second time in his career. Prior to his stint with the Cougars, Leach took Texas Tech to a bowl game in 10 consecutive seasons, setting a program record with 84 victories in his tenure.
- ▶ One of the most successful coaches in the history of college football, Leach's 152 career wins are the third-most among active SEC coaches and tied for the sixth-most among active Power 5 coaches. Leach is the only active Power 5 head coach to produce an 11-win season at two different programs since 2008 and one of two active FBS head coaches to win 50-plus games at multiple Power 5 programs.

50 BURGER

- ▶ MSU came one point shy of scoring 50 points against Memphis (Sept. 3) in its season opener, a 49-23 victory. The Bulldogs' 49 points were their highest scoring total in a season opener since a 63-6 win against Stephen F. Austin in 2018.
- ▶ With its 55-10 victory against Tennessee State on Nov. 20, 2021, Mississippi State has now scored 50+ points in at least one game in 11 consecutive seasons. The 55 points were MSU's most in a game since a 56-10 victory against Louisiana on Sept. 15, 2018.
- ▶ State has put up 50+ points six times since 2018, with three of those games coming against SEC opponents. MSU has scored 50+ points 19 times over the last 16 seasons and is 19-0 in those games.

MISSISSIPPI STATE'S RECORD »

WHEN PLAYING IN	2022	LEACH	STREAK
August	0-0	0-0	W2
September	2-1	5-3	L1
October	0-0	3-5	W1
November	0-0	3-4	L1
December-January	0-0	2-2	L1
IN SEC PLAY			
at home	0-0	3-6	L1
on the road	0-1	4-6	L1
VS RANKED OPPONENTS (AP UNTIL CFP)			
overall	0-0	5-5	L1
at home	0-0	1-3	L1
on the road	0-0	3-2	W2
neutral	0-0	1-0	W1
vs. Top 10	0-0	1-3	L3
IN GAMES			
decided by 7 pts or less	0-0	4-6	L1
decided by 3 pts or less	0-0	2-3	L3
Road during the day	0-0	3-3	W1
Road at night	1-1	2-4	L1
Home during the day	0-0	4-2	W1
Home at night	1-0	3-4	W1
WHEN SCORING			
less than 21 points	0-1	0-8	L18
21 or more points	2-0	13-6	W2
24 or more points	2-0	13-5	W4
30 or more points	2-0	9-0	W11
WHEN ALLOWING			
less than 21 points	1-0	6-0	W8
21 or more points	1-1	7-13	L1
24 or more points	0-1	5-12	L2
30 or more points	0-1	4-9	L3
WHEN SCORING			
MSU scores first	1-1	9-3	L1
Opponent scores first	1-0	4-11	W1
WHEN LEADING			
after the 1st qtr	2-1	11-3	L1
at halftime	2-1	11-2	L1
after the 3rd qtr	2-1	11-2	L1
WHEN TRAILING			
after the 1st qtr	0-0	2-8	L1
at halftime	0-0	2-12	L2
after the 3rd qtr	0-0	2-11	L2
WITH			
less than 300 yards	0-1	2-5	L2
400+ yards total offense	2-0	10-6	W2
500+ yards total offense	1-0	4-0	W9
600+ yards total offense	0-0	2-0	W8
less than 100 yards rush	1-1	9-13	L1
100+ yards rushing	1-0	4-1	W2
250+ yards passing	2-0	11-9	W2
300+ yards passing	2-0	9-8	W2
400+ yards passing	1-0	6-3	W3

RECORD RALLIES

- **Mike Leach** has led record-setting comebacks at Texas Tech, Washington State and now Mississippi State.
- The Bulldogs broke the school record for the largest comeback twice in 2021. In the season-opener against Louisiana Tech, MSU trailed by 20 points in the fourth quarter before securing a one-point victory. State then scored 40 straight points to erase a 25-point deficit at No. 17 Auburn.
- Leach's Texas Tech team overcame a 31-point deficit in the 2006 Insight Bowl, which is tied for the largest comeback in a bowl game in FBS history.
- WR **Jamire Calvin** played in the record-setting comebacks under Leach at both MSU and Washington State.

SCHOOL-RECORD COMEBACK VICTORIES UNDER MIKE LEACH

School	Opponent (Date)	Deficit	Score	Time	Final
Mississippi State	at Auburn (11-13-2021)	25	3-28	6:10 (2nd)	43-34
Washington State	Boise State (9-10-2017)	21	10-31	10:53 (4th)	47-44 (3 OT)
Texas Tech	vs. Minnesota (12-29-2006)	31	7-38	7:47 (3rd)	44-41 (OT)

RIVALING THE RANKINGS

- Last fall, MSU was the only school in the country that faced six teams ranked in the final College Football Playoff Top 25 and was one of four teams with three wins against teams ranked in the final poll. **Mike Leach** became the first MSU head coach, at least in the modern era, to beat three teams in one season who finished ranked in a final poll.
- Over the last five seasons, Leach's teams have defeated nine opponents ranked inside the AP Top 25. Only two current SEC head coaches have more such wins in that span. Leach is tied for seventh in the nation since 2020 in wins over AP Top 15 opponents (3).
- Under Leach, State has already defeated four AP-ranked opponents in road or neutral site contests with wins at then-No. 6 LSU (2020), vs. then-No. 22 Tulsa (2020), at then-No. 15 Texas A&M (2021) and at No. 16 Auburn (2021).
- Leach's five total ranked wins are the most of any Bulldog head coach in his first two years, and his four away from Starkville are tied for the most by an MSU head coach in program history.
- Leach is eighth in the nation since 2001 in wins over AP Top 25 opponents (25).

MSU RECORD BOOK: COACHES' AP-RANKED WINS

Rank	Head Coach	Total	Rank	Head Coach	Road/Neutral
1.	Dan Mullen	9	1.	<b>Mike Leach</b>	4
	Jackie Sherril	9	2.	Emory Bellard	4
3.	Emory Bellard	7		Atlyn McKeen	3
4.	<b>Mike Leach</b>	5	4.	Rocky Felker	2
5.	Sylvester Croom	4		Dan Mullen	2
	Atlyn McKeen	4			

LEADING THE NATION

- Multiple Bulldogs are among the FBS national and SEC leaders through two games.

FBS STATISTICAL LEADERS (TOP 25)

Player	Statistic	Value	FBS	SEC
WR Caleb Ducking	Receiving Touchdowns	3	19	2
WR Lideatrick Griffin	Kickoffs Yards/Return	32.8	4	2
S Shawn Preston Jr.	Fumbles Recovered	1	10	2
RB Jo'quavious Marks	Rushing Touchdowns	4	18	1
K Ben Rabyon	Field Goal Pct.	1.000	1	1
QB Will Rogers	Completion Pct.	.727	9	2
	Completions/Game	33.67	1	1
	Passing Touchdowns	10	4	1
	Passing Yards	977	8	1
	Passing Yards/Game	325.7	6	1
	Points Responsible For	60	10	2
	Points Responsible For/Game	20.0	10	2
	Total Offense/Game	310.0	18	3
WR Zavion Thomas	Punts Yards/Return	19.2	8	3
LB Tyrus Wheat	Fumbles Recovered	1	10	2

RELIABLE RECEIVERS

- Two Bulldogs boast streaks of 20 or more consecutive games with a reception. There are just 21 players nationally in the FBS with active streaks of 20 or more games and only three in the SEC.
- RB **Jo'quavious Marks** has the second-longest active streak in the SEC at 27 games (No. 14 nationally), which includes every game of his collegiate career. WR **Jaden Walley** has catches in 25 straight contests (tied for No. 17 nationally).

## BULLDOGS IN THE NFL »

NAME	MSU	TEAM	YR.	POS.
Johnathan Abram*	2017-18	Las Vegas	4	S
Denico Autry*	2012-13	Tennessee	9	DE
Logan Cooke	2014-17	Jacksonville	5	P
Fletcher Cox*	2009-11	Philadelphia	11	DT
Charles Cross	2020-21	Seattle	R	OT
Cameron Dantzler	2016-19	Minnesota	3	CB
Greg Eiland+	2016-20	Seattle	1	OT
Martin Emerson Jr.	2019-21	Cleveland	R	CB
Willie Gay Jr.*	2017-19	Kansas City	3	LB
J.T. Gray^	2014-17	New Orleans	5	DB
Kylin Hill (IR)	2017-20	Green Bay	2	RB
Gabe Jackson*	2009-13	Seattle	9	OG
Elgton Jenkins	2014-18	Green Bay	4	OG
Chris Jones^^	2013-15	Kansas City	7	DE
Kobe Jones+	2017-20	Green Bay	2	LB
Tyre Phillips	2017-19	NY Giants	3	OG
Makai Polk+	2021	Baltimore	R	WR
Dak Prescott*	2011-15	Dallas	7	QB
Will Redmond+	2013-15	Indianapolis	7	CB
Jeffery Simmons*^	2016-18	Tennessee	4	DT
Darius Slay*^	2011-12	Philadelphia	10	CB
Preston Smith*	2011-14	Green Bay	8	LB
Montez Sweat*	2017-18	Washington	4	DE
Darryl Williams+	2015-19	Jacksonville	1	OL
Isaiah Zuber+	2019	Las Vegas	1	WR

\* - 2021 Regular Starter (50 percent of games)

^ - 2021 Pro Bowl Selection

+ - Practice Squad

## 2022 TOP GAMES »

## 400-YARD PASSING GAMES

QB Will Rogers, So.  
450, Memphis

## 300-YARD PASSING GAMES

QB Will Rogers, So.  
450, Memphis  
313, at Arizona

## RULING THE RETURN GAME

► Mississippi State boasts some of the best special teams return units in the nation. State's kickoff return unit is ninth in the nation, averaging 32.8 yards per return.

► WR **Lideatrick Griffin** is fourth nationally in yards per kick return (32.8), and WR **Zavion Thomas** is eighth in yards per punt return (19.2).

► On the other side of the ball, State's punt unit allowed two returns for zero yards and one yard at LSU (Sept. 17).

## BALL HOGS

► The Bulldogs rank eighth nationally and lead the SEC in time of possession, averaging 35:08.67 on offense through three games. Since **Mike Leach** arrived in 2020, Mississippi State ranks sixth nationally in time of possession, averaging 33:06 per game.

► State held the ball for 41:11 in the season opener against Memphis (Sept. 3). That was State's highest total under **Mike Leach**, surpassing last year's game against Kentucky (41:10).

► Thanks in large part to its stout defense, Mississippi State dominated time of possession last year. The Bulldogs led the SEC and ranked 10th in the FBS at 33:12 of possession per game.

► MSU's defense allowed the fewest first downs in the SEC and played the second-fewest snaps in the conference. State's offense ran 975 total plays which was third in the SEC and 13th nationally.

► The Bulldogs average +6:53 in time of possession differential and 12.9 more plays per game than their opponent in 2021.

MOST POSSESSION TIME BY MIKE LEACH-COACHED TEAMS  
(SINCE 2005)

Rank	School	Opponent	Result	Date	TOP
1.	Washington State	at Colorado	W, 31-7	11-10-2018	41:46
2.	Mississippi State	Memphis	W, 49-23	9-3-2022	41:11
3.	Mississippi State	Kentucky	W, 31-17	10-30-2021	41:10

## BULLDOGS' YAC ATTACK

► Mississippi State has ranked among the top five Power Five teams in the nation in yards after catch in back-to-back seasons under head coach **Mike Leach**. The Bulldogs led the nation in yards after catch in 2021, and State ranked second in the SEC and third nationally in 2020.

## POWER 5 LEADERS IN YARDS AFTER CATCH PER PFF

Rank	School	YAC	GP	YAC/G
1.	Georgia	755	3	251.7
2.	UCLA	607	3	202.3
3.	Mississippi State	603	3	201.0
4.	Maryland	565	3	188.3
5.	Penn State	539	3	179.7

## CHUNK PLAYS

► Mississippi State is third in the SEC with 40 passes for 10-plus yards.

► MSU totaled 10 passing plays longer than 15 yards for a total of 242 yards against Memphis (Sept. 3) in the season opener with four resulting in touchdowns. The Bulldogs then flipped the script with seven runs for 10 or more yards at Arizona (Sept. 10).

► The Bulldogs turned in their two longest runs of the **Mike Leach** era at LSU (Sept. 17). RB **Jo'quavious Marks'** 37-yard rushing touchdown in the first quarter was MSU's longest running play under Leach, and RB **Dillon Johnson** broke free for 35 yards in the second quarter.

► The Bulldogs were second in the SEC with 101 passes of 15 or more yards last year. 29 of those went for 25 yards or more.

► State allowed 148 plays of 10+ yards from scrimmage last season, which ranked second in the SEC.

## CAREER DAYS

► WR **Caleb Ducking** caught a career-best seven passes at Arizona (Sept. 10) along with turning in his first multi-touchdown game. CBs **Decamerion Richardson** and **Emmanuel Forbes** both had a career-high two pass breakups against the Wildcats.

► RB **Dillon Johnson** turned in a career day against Memphis (Sept. 3), carrying the ball a career-high 14 times for a career-best 67 yards. Johnson also led MSU with six receptions and 106 all-purpose yards.

► WR **Rufus Harvey** turned in then-career highs in both catches (5) and receiving yards (61) against the Tigers. He scored his second career touchdown on a career-long 33-yard grab in the fourth quarter. Harvey later caught six passes at Arizona (Sept. 10).

HONORS & AWARDS »

**DT Jaden Crumedy, Gr.**  
Senior Bowl Watch List

**CB Emmanuel Forbes, Jr.**  
Chuck Bednarik Award Watch List  
Bronko Nagurski Award Watch List

**RB Dillon Johnson, Jr.**  
Doak Walker Award Watch List

**RB Jo'quavious Marks, Jr.**  
Paul Hornung Award Watch List  
Doak Walker Award Watch List

**QB Will Rogers, Jr.**  
Johnny Unitas Golden Arm Award Watch List  
Manning Award Watch List  
Maxwell Award Watch List  
Athlon Preseason All-SEC (QB)  
Davey O'Brien Great 8 - Week 1  
Manning Award Stars fo the Week - Week 1, Week 2

**OL LaQuinston Sharp, Gr.**  
Rimington Trophy Watch List  
SEC Co-Offensive Lineman of the Week - Week 1, Week 2

**LB Tyrus Wheat, Gr.**  
Senior Bowl Watch List

**WR Austin Williams, Gr.**  
2021-22 SEC H. Boyd McWhorter Student-Athlete of the Year  
2021-22 First Team CoSIDA Academic All-American  
Wuerffel Trophy Watch List  
Allstate AFCA Good Works Team Nominee

**DT Cameron Young, R-Sr.**  
Senior Bowl Watch List

2022 STAT LEADERS »

Points Scored.....	RB Jo'quavious Marks (24)
Touchdowns.....	RB Jo'quavious Marks (4)
Rushing Yards.....	RB Dillon Johnson (177)
Rushing Touchdowns.....	RB Jo'quavious Marks (4)
Receiving Yards.....	WR Rara Thomas (211)
Receiving TD.....	WR Caleb Ducking (3)
Passing Yards.....	QB Will Rogers (977)
Passing TD.....	QB Will Rogers (10)
Tackles.....	LB Jett Johnson (28)
Tackles For Loss.....	LB Nathaniel Watson (2.5)
Sacks.....	DT Nathan Pickering (2.0)
Interceptions.....	Three players tied (1)

GRADUATES ON ROSTER »

► Massimo Biscardi (K)	► Jackie Matthews (S)
► Jamire Calvin (WR)	► Ben Raybon (K)
► Jaden Crumedy (DT)	► LaQuinston Sharp (OL)
► Jordan Davis (LB)	► Cole Smith (OL)
► George Georgeopoulos (P)	► Sherman Timbs (LB)
► J.J. Jernighan (RB)	► Nathaniel Watson (LB)
► Jett Johnson (LB)	► Tyrus Wheat (LB)
► Chance Lovertich (QB)	► Austin Williams ( WR)

NEW AIR

- There have been 16 games of 400-plus passing yards in Mississippi State history. Nine of those performances occurred in the first 26 games of the **Mike Leach** era.
- MSU had thrown for 400-plus yards just seven total times in the previous 1,193 games prior to Leach's arrival in Starkville.
- The Bulldogs were second in the nation with six 400-yard passing games and one of 18 schools nationally and three SEC teams with multiple such games in 2021. State was one of five teams nationally with 11 300-yard passing games.
- State's most recent 400-plus passing yard performance came in the season opener against Memphis (Sept. 3). QB **Will Rogers** threw for 450 yards and five touchdowns, which ranks fifth by an individual in MSU history. It was his sixth career 400-yard game and school-record 14th career 300-yard game.
- Rogers is the eighth SEC quarterback to ever record a 4,000-yard passing season, ranks third in conference history and holds the MSU school record. He is the 10th different passer that Leach has coached to the 4,000-yard mark.

MSU RECORD BOOK: 400-YARD PASSING GAMES				
Yds	Opponent	Date	Stats	
623	at LSU	9-26-2020	36-of-60, 5TD	
508	at Arkansas	11-21-2015	38-of-51, 5TD	
493	Tennessee State	11-20-2021	36-of-46, 5TD	
466	Tulane	10-22-1994	21-of-30, 4TD	
461	at Vanderbilt	10-23-2021	46-of-64, 5TD	
456	vs. Alabama (Birmingham)	11-4-1978	31-of-53, 1TD	
453	vs. Georgia Tech (Miami)	12-31-2014	33-of-51, 5TD	
<b>450</b>	<b>Memphis</b>	<b>9-3-2022</b>	<b>38-of-49, 5TD</b>	
440	at Ole Miss	11-28-2020	45-of-62, 3TD	
421	at Arkansas (Little Rock)	11-17-2007	29-of-51, 4TD	
419	at Memphis	9-18-2021	50-of-67, 3TD	
417	at Arkansas	11-6-2021	36-of-48, 4TD	
417	Samford	10-29-2016	20-of-35, 5TD	
415	at Auburn	11-13-2021	44-of-56, 6TD	
408	at Texas A&M	10-2-2021	46-of-59, 3TD	
405	at Florida	10-2-1993	24-of-44, 2TD	

SEC RECORD BOOK: 4,000-YARD PASSERS				
Rank	Yards	Name	School	Year
1.	5,671	Joe Burrow	LSU	2019
2.	4,872	Bryce Young	Alabama	2021
<b>3.</b>	<b>4,739</b>	<b>Will Rogers</b>	<b>Mississippi State</b>	<b>2021</b>
4.	4,500	Mac Jones	Alabama	2020
5.	4,283	Kyle Trask	Florida	2020

AIRING IT OUT

- QB **Will Rogers** completed a school-record and SEC-record 50 passes at Memphis last year. He holds eight of the top nine single-game marks in program history, including each of the top five.
- Rogers became the 12th passer nationwide with 50 completions in a game since 2000, and **Mike Leach** has coached five of the 12. The 50 completions at Memphis are tied for the sixth-most by any team under **Mike Leach** in his 20-year career.
- State's 67 passing attempts against Memphis last year trail only its 70 attempts at Kentucky in 2020 and LSU's 69 attempts against Auburn in 1999 for the most in a single game in SEC history.

MSU RECORD BOOK: SINGLE-GAME COMPLETIONS				
Rank	Comp.	Name	Opponent	Date
1.	50	Will Rogers	at Memphis	9-18-2021
2.	47	Will Rogers	LSU	9-25-2021
3.	46	Will Rogers	at Texas A&M	10-2-2021
4.	45	Will Rogers	at Ole Miss	11-28-2020
5.	44	Will Rogers	at Auburn	11-13-2021



SPREADING THE LOVE

- Six different Bulldogs have caught a touchdown this season, which is tied for eighth in the FBS. Only North Texas (8), Oklahoma State (8), Appalachian State (7), North Carolina (7), NC State (7), SMU (7) and UCLA (7) have had more receivers score.
- Last year, WR Makai Polk (105), RB **Jo'quavious Marks** (83), RB **Dillon Johnson** (65), WR **Jaden Walley** (55) and WR **Austin Williams** (52) gave State four 50-catch receivers in the same year for the first time in program history. The Bulldogs return four of the five.
- MSU had just four prior seasons with two 50-catch players: 2020 - Marks and Jaden Walley, 2015 - Fred Ross and De'Runnya Wilson, 1969 - Sammy Milner and David Smith.
- The Bulldogs had multiple 500-yard receivers for just the seventh time on record (since 1961) and saw three receivers reach that mark for the first time in program history: Polk, 989; Walley, 610 and Williams, 543.

SEC TEAM LEADERS RETURNING PERCENTAGE OF 2021 RECEPTIONS				
Rank	School	Rec. Returning	2021 Rec.	Pct.
1.	LSU	190	262	72.5
2.	Mississippi State	374	518	72.2
3.	Georgia	187	264	70.8
4.	South Carolina	148	211	70.1
5.	Tennessee	158	243	65.0

MSU RECORD BOOK: 500-YARD RECEIVER PAIRS (SINCE 1961)				
Year	Leading Receiver	Yds.	Second Receiver	Yds.
2021	Makai Polk	989	Jaden Walley Austin Williams	610 543
2020	Jaden Walley	718	Osirus Mitchell	505
2016	Fred Ross	917	Donald Gray	709
2015	Fred Ross	1,007	De'Runnya Wilson	918
2012	Chad Bumphis	922	Chris Smith	564
2002	Terrell Grindle	608	Ray Ray Bivines	511

ON THE LINE

- MSU's offensive line has shuffled this year, with multiple linemen playing new positions. However, the line allowed just one sack in the season opener against Memphis (Sept. 3).
- C **LaQuinston Sharp** is the only lineman returning to the same position he played in 2021. Sharp snapped the ball 1,002 times last year, and is the most-veteran of the group with 1,699 snaps across the line in his career.
- Last season, Sharp, who was named to the Rimington Trophy watch list, earned a career-best 83.8 percent pass blocking grade from PFF. He surrendered only two sacks in 786 passing snaps.
- The offensive line entered 2022 with 5,175 career snaps, but only 1,893 (36.6 percent) of those had been taken at their current positions.
- Head coach **Mike Leach** and offensive line tutor **Mason Miller** are no strangers to development on the line, however. In fact, with the first-round selection of OT Charles Cross in the 2022 NFL Draft, Leach and Miller are one of just three coaching tandems with a first-round offensive lineman in two of the last four Drafts.

OFFENSIVE LINE SNAP COUNTS (ENTERING 2022)				
Pos.	Name	2021 All Pos.	Prior At Current Pos.	Career Total
LT	Kwatrivous Johnson	616	24	863
LG	Nick Jones	105	5	105
C	LaQuinston Sharp	1,002	1,003	1,699
RG	Cole Smith	472	346	1,130
RT	Kameron Jones	985	515	1,378
	<b>TOTAL</b>	<b>3,180</b>	<b>1,893</b>	<b>5,175</b>

REVIEWING ROGERS' RUN ON THE RECORD BOOKS

- In 2021, QB **Will Rogers** – at only 20 years old – became the first MSU quarterback to lead the SEC in passing yards per game (364.5). His 4,739 passing yards were the third most in SEC single-season history (the two quarterbacks ahead of Rogers played in two more games than he did during their respective seasons).
- Rogers joined 2019 Heisman Trophy winner Joe Burrow of LSU as the only QBs in college football over the last 22 seasons to throw for 4,700+ yards and 35+ touchdowns while completing at least 73 percent of their passes.
- After breaking nearly every freshman passing mark in MSU history in 2020, Rogers broke 25 more records, including Dak Prescott's records set as a fourth-year junior and fifth-year senior for single-season total offense, passing yards and passing touchdowns.
- Rogers passed for at least 300 yards with completing 70 percent of his passes and tossing three touchdowns in eight separate games in 2021, which was three more than any other Power 5 passer.

HIGHEST ADJUSTED COMPLETION PCT. IN A SEASON BY SEC  
QUARTERBACKS  
(SINCE 2014 PER PFF)

Rank	Name	School	Year	Adj. Cmp. Pct.
1.	Mac Jones	Alabama	2020	84.2%
2.	Joe Burrow	LSU	2019	81.9%
3.	Will Rogers	Mississippi State	2021	81.4%

RECORDS FOR ROGERS

- QB **Will Rogers** broke 25 records during his sophomore season one year after rewriting nearly every passing mark in MSU history as a freshman in 2020. Last season, Rogers broke Dak Prescott's records for single-season total offense, passing yards and passing touchdowns that Prescott set as a fourth-year junior and fifth-year senior.
- In 2021, Rogers led the SEC in passing yards per game (364.5) and finished third in the FBS in total passing yards (4,739). His 4,739 passing yards were the third most in SEC single-season history, while he ranked second in the SEC and seventh in the nation in passing touchdowns (36).
- Rogers broke the school record with six passing touchdowns at No. 17 Auburn (Nov. 13, 2021).
- Against No. 12 Kentucky, Rogers broke MSU and SEC records for completion percentage with a 92.3 percent mark. The previous MSU record (min. 35 att.) was his 83.0 percent mark in the season opener against Louisiana Tech (Sept. 4). The previous SEC mark (min. 30 comp.) was 91.2 percent by Josh Dobbs (Tennessee) vs. Vanderbilt (2016).
- Rogers stands as MSU's career leader and the FBS active career leader in completion percentage: 72.3 percent (845-of-1,168). He also leads the FBS among active players in career passes per game (46.7) and career completions per game (33.8).
- Broke his own MSU single-game record for consecutive completions twice against No. 12 Kentucky (Oct. 30, 2021) with two streaks of 15 completions. Previous: 14 at Vanderbilt (Oct. 23, 2021) and 12 vs. Louisiana Tech (Sept. 4, 2021).
- Broke his own MSU single-game-record with 50 completions at Memphis (2021), which stands as the SEC record (Previous MSU: 45 by Rogers, at Ole Miss, 2020; Previous SEC: 47 by Tim Couch, Kentucky, vs. Arkansas, 1998).
- Now boasts 15 career 300-yard passing games, which is an MSU career record (Previous: 9 by Dak Prescott, 2012-15) and 19 career 30-completion games, also an MSU record (Previous: 5 by Dak Prescott, 2012-15).
- Through just 25 games and 22 starts, QB **Will Rogers** has moved to the top of State's career leaderboard in total offense. His 300.3 yards per game (7,507 total yards) currently leads all Bulldogs.
- Bulldog legend Dak Prescott held the record previously, averaging 242.8 yards per game of total offense (11,897 yards in 49 games), but Prescott recorded more than half of his career yardage in his senior season. With his senior year removed, Prescott averaged 155.1 yards per game (5,583 yards in 36 games).
- In 22 career starts, Rogers has thrown just 15 interceptions despite having 1,099 passing attempts (1.3 percent).

MSU RECORD BOOK: ROGERS' RANKS SO FAR

Statistic	2021	Season Rank	Career	Career Rank
300-yard passing games	11	1st	15	1st
200-yard passing games	13	1st	21	2nd
Completions	505	1st	845	1st
Pass attempts	683	1st	1,168	1st
Passing yards	4,739	1st	7,692	2nd
Passing yards/game	364.5	1st	307.7	--
Passing touchdowns	36	1st	57	2nd
Passing efficiency	146.98	3rd	140.52	3rd

ROGERS ON A ROLL

- QB **Will Rogers** threw for at least 300 yards in ten straight games in 2021, while averaging 378.7 yards during the streak and completing 75.1 percent of his passes (402-of-535) with 30 touchdowns before the streak was snapped in State's bowl game.
- Since 2004, the only quarterbacks with a longer streak are Graham Harrell (16) and Gardner Minshew (11).
- Rogers has tossed a touchdown in 21 of his last 22 games with 56 scores in that span. Since 2020, Rogers has tossed multiple touchdowns in 13 different games, which is third among active SEC quarterbacks.

LONGEST 300-YARD PASSING GAME STREAKS  
(COLLEGE FOOTBALL PLAYOFF ERA)

Name	School	Dates	Total Yds.	Avg.
Gardner Minshew*	Washington St.	09/01/18-11/17/18	4,328 (11 gm)	393.5
<b>Will Rogers*</b>	<b>Mississippi St.</b>	<b>09/18/21-11/25/21</b>	<b>3,787 (10 gm)</b>	<b>378.7</b>
Joe Burrow	LSU	10/19/19-01/13/20	3,514 (10 gm)	351.4
Luke Falk*	Washington St.	09/12/15-11/14/15	3,778 (9 gm)	419.8
Anthony Gorgon*	Washington St.	10/12/19-12/27/19	3,433 (8 gm)	429.1

\* coached by Mike Leach

RARA RUNNING AWAY

- WR **Rara Thomas** had a career-high-tying five catches in State's first two games.
- He was a spark in MSU's opener against Memphis (Sept. 3). He caught three of MSU's five passes on the Bulldogs' opening drive, including the opening touchdown, for 42 yards, collecting 35 yards after the catch.
- Thomas finished with a career-high 81 yards. He totaled 71 yards after the catch, which led all MSU receivers in the game.

RACING FOR THE RECEPTIONS RECORD

- RB **Jo'quavious Marks** and WR **Austin Williams** entered 2022 among the MSU career top 10 for total receptions, and RB **Dillon Johnson** has cracked the leaderboard. Marks holds the career record for a running back.

MSU RECORD BOOK: CAREER RECEPTIONS

Rank	Rec.	Name	Years	Yds.	Avg.
1.	199	Fred Ross	2013-16	2,528	12.7
2.	162	David Smith	1968-70	2,168	13.4
3.	159	Chad Bumphis	2009-12	2,270	14.3
4.	<b>151</b>	<b>Jo'quavious Marks</b>	<b>2020-p</b>	<b>810</b>	<b>5.4</b>
5.	146	Sammy Milner	1968-70	1,806	12.4
6.	139	Justin Jenkins	2000-03	1,974	14.2
7.	133	De'Runnya Wilson	2013-15	1,758	13.2
8.	<b>122</b>	<b>Austin Williams</b>	<b>2018-p</b>	<b>1,277</b>	<b>10.5</b>
9.	119	Terrell Grindle	1999-02	1,724	14.5
10.	<b>118</b>	<b>Dillon Johnson</b>	<b>2020-p</b>	<b>681</b>	<b>5.8</b>
	118	Eric Moulds	1993-95	2,022	17.1

MOVE THOSE CHAINS

- Entering 2022, WRs **Austin Williams** (35) and **Jaden Walley** (33) were the SEC's returning leaders in receptions for a first down from a year ago. Both are among the top five active SEC players in career first-down receptions.
- Walley and RB **Dillon Johnson** are tied for the SEC lead among active players in missed tackles forced after a reception (33) per PFF. Meanwhile, Williams is third among active SEC players with 17 career contested catches per PFF.
- Mississippi State has picked up 25.3 first downs per game, which is third in the SEC. Of the Bulldogs' 76 first downs this year, 48 have come through the air.

SEC ACTIVE CAREER LEADERS:  
FIRST-DOWN RECEPTIONS

Rank	Name	School	Rec.	1st
1.	Ainias Smith	Texas A&M	126	75
2.	<b>Jaden Walley</b>	<b>Mississippi State</b>	<b>114</b>	<b>69</b>
3.	<b>Austin Williams</b>	<b>Mississippi State</b>	<b>122</b>	<b>65</b>
4.	Kayshon Boutte	LSU	93	55
5.	Josh Vann	South Carolina	92	48

WILLIAMS' CAREER AT A GLANCE

- WR **Austin Williams** has the third-lowest drop rate of any active SEC wide receiver since 2019 (0.8 percent). His 92.3 hands grade from PFF ranked second in the FBS in 2021 and was the highest among players returning for 2022.
- Williams is in his final campaign following a career year in 2021 that saw him set new personal season highs with 52 catches for 617 yards and four touchdowns. He caught 52 of his 59 targets (88.1 percent), which ranked fifth in the nation among players with at least 40 targets.
- Of his 122 career receptions, 64.8 percent have led to a touchdown or first down. He is now tied for sixth in MSU career history with 14 receiving touchdowns.
- Williams tied the school record with three receiving touchdowns against Tennessee State (Nov. 20) last year. He caught four passes for a career-high 75 yards, including 21-yard and 30-yard scores.
- Williams has excelled in the classroom, already completing a bachelor's degree in finance and his master's in business administration. He is working on a third degree and was a semifinalist for the NFF Campbell Trophy in 2021. This summer he became first reigning SEC H. Boyd McWhorter Scholar-Athlete of the Year Award winner to represent his school at SEC Media Days.
- He is an outstanding example in the community, reaching the semifinalist stage for both the Wuerffel Trophy and Witten Man of the Year Award in 2021.

AUSTIN WILLIAMS' CAREER RECEPTIONS

Year	Rec.	TDs	1st	15+	25+
2022	6	2	3	0	0
2021	52	4	35	13	5
2020	43	3	17	7	0
2019	11	2	5	2	1
2018	10	3	5	4	2
Total	<b>122</b>	<b>14</b>	<b>65</b>	<b>26</b>	<b>8</b>

MSU RECORD BOOK: CAREER RECEIVING TOUCHDOWNS

Rank	TDs	Name	Years	Rec.
1.	24	Chad Bumphis	20012-12	159
2.	22	Fred Ross	j2013-16	199
	22	De'Runnya Wilson	2013-15	133
4.	17	Justin Jenkins	2000-03	139
	17	Eric Moulds	1993-95	118
6.	<b>14</b>	<b>Austin Williams</b>	<b>2017-pr.</b>	<b>122</b>
	14	Osirus Mitchell	2017-20	106
	14	Bill Buckley	1971-73	102

VERIFIED VETERAN

- WR **Austin Williams** broke the school record for games played at LSU (Sept. 10). Williams is one of eight players in MSU history to play in 52 or more career games in the maroon and white.
- Only 31 Bulldogs have ever played in 50 career games.

MSU RECORD BOOK: CAREER GAMES				
Rank	GP	Name	Years	Starts
1.	53	Austin Williams	2017-pr.	29
2.	52	Gerri Green	2014-18	27
	52	Nelson Adams	2012-16	16
	52	Richie Brown	2012-16	26
	52	Kaleb Eulls	2010-14	52
	52	Christian Holmes	2010-14	1
	52	Matthew Wells	2010-14	33
	52	Gabe Jackson	2009-13	52

WALLEY WATCH

- WR **Jaden Walley** caught 55 passes for 628 yards and six touchdowns in 2021. He's the top returning MSU wide receiver in all three of those categories.
- Walley had a touchdown catch in six different games last season and snagged one in Week 1. His nine games with a touchdown reception are tied for second in the SEC among active players since 2020.
- Caught a season-high seven passes for a season-high 87 yards at No. 17 Auburn (Nov. 13, 2021) with four receptions for first downs.

MAKING HIS MARKS

- RB **Jo'quavious Marks** was named to the watch list for the Paul Hornung Award, which recognizes the most-versatile player in college football. He has not only proven he can pick up yardage by carrying the football but can also be an effective option in the passing game as both a blocker and receiver out of the backfield.
- Marks was second on the team with 83 receptions in 2021, which led all FBS running backs and broke his own MSU record for the most catches in a season by a running back. He totaled 502 yards through the air.
- Marks' 106 rushes and six touchdowns on the ground were both team highs for the Bulldogs in 2021. He has rushed 196 times for 817 yards and 12 touchdowns in his career.
- His 151 career receptions are fourth in MSU history, and he holds the MSU career record for receptions by a running back.

ANALYZING ARNETT'S DEFENSE

- Since his arrival in 2020, defensive coordinator **Zach Arnett's** defense has been one of the best in the country. In both 2020 and 2021 with Arnett at the helm of the defense, State finished inside the top five in the SEC in total defense, fewest first downs allowed, takeaways, rushing defense and yards allowed per rush.
- Against SEC teams, Arnett's defense ranked third in total defense (352.3) in 2021 and fourth in total defense (380.3) in 2020 after ranking 11th (419.3) in 2019 before his arrival at MSU.
- Since 2020, MSU has allowed fewer than 150 rushing yards in 17 games, which trails only Alabama (29) and Georgia (27) in the SEC during that span. MSU is holding its opponents to just 121.6 rushing yards per game, which ranks third in the SEC during that span.

DAWG DEFENSE ONE OF THE MOST-EXPERIENCED

- MSU returns 79.1 percent of its defensive snaps from 2021. The Bulldogs played 807 snaps with 11 players on the field for a total of 8,877 snaps. Bulldog returners combined for 7,020 snaps last year.
- Of the 22 players on defensive side of the two-deep, 17 have been playing for the past two years under defensive coordinator **Zach Arnett**. Three more have at least played a season in Arnett's system.
- Only one starter on the depth chart was not on the roster last year, and nine of the 11 starters have been in the system since 2020.

DAWG DEFENSE QUICK HITS

- LB **Tyrus Wheat** ranks fourth in the SEC with a 90.2 run defense grade from PFF, and LB **Jett Johnson** is tied for sixth with 11 "stops," which are tackles that constitute a failure for the offense. CB **Decamerion Richardson** and S **Collin Duncan** are tied for eighth in the league in tackling grade (86.6).
- Mississippi State returns its 2021 leaders in tackles (LB **Jett Johnson**), tackles for loss and sacks (LB **Tyrus Wheat**), quarterback hurries (DT **Jaden Crumedy** and DT **Randy Charlton**) and interceptions and pass breakups (CB **Emmanuel Forbes**).
- The Bulldogs led the SEC in fewest first downs allowed in 2021 (219) and were one of the best in the league at getting off the field as they allowed the second fewest total plays on the year (807).
- In 2021, MSU held the following opponents to season lows: No. 12 Kentucky (216 yards of total offense), NC State (337 yards of total offense and 34 yards rushing), No. 15 Texas A&M (135 yards passing), Vanderbilt (9 yards rushing).
- State was third in the SEC and 12th in the nation in rushing defense (113.4) in 2021.
- Defensively, MSU allowed just 48 runs to go for more than 10 yards, which was tied for second in the SEC. The Bulldogs allowed 84 rushing first downs, which was tied for 15th in the FBS.
- CB **Emmanuel Forbes** was tied for 13th in the SEC with eight pass defenses and S **Jalen Green** was tied for second among SEC safeties with six pass defenses in 2021.

- The Bulldog defense held consecutive SEC opponents to fewer than 50 total plays against Vanderbilt and Kentucky in 2021, marking just the third time since 2000 that an SEC team has held conference opponents to fewer than 50 plays in consecutive weeks. Kentucky did so in 2019 against Tennessee (Nov. 9) and at Vanderbilt (Nov. 16), and LSU did so in 2011 against Florida (Oct. 8) and at Tennessee (Oct. 15).

STATE HAS A TAKEAWAY IN 47 OF ITS LAST 56 GAMES

- The Bulldogs have collected at least one takeaway in 47 of their last 56 games dating back to the 2017 season at Arkansas on Nov. 18. State has compiled 88 takeaways over the 56-game stretch and forced three or more turnovers 12 times in that span.
- In that span, the Bulldogs had a takeaway streak of 22 straight games (Nov. 18, 2017-Oct. 12, 2019) and a streak of nine games (Nov. 23, 2019-Nov. 7, 2020).
- MSU has forced multiple turnovers in 17 games since the start of 2019, going 13-4 when doing so.

MSU HAS AN INTERCEPTION IN 33 OF ITS LAST 52 GAMES

- State has collected an interception in 33 of its last 52 games dating back to Sept. 1, 2018 and has 49 total interceptions during that stretch. Seven active players have collected 18 total interceptions in their careers.
- MSU has 12 multi-interception games since the start of 2018 going 11-1 in those.

GROUNDING IN THE DESERT

- Mississippi State's pass defense turned in one of the best performances in school history at Arizona (Sept. 10). State's nine pass breakups were tied for the third-most in program history since 2000.
- MSU picked off three passes, marking its fourth time intercepting three or more passes under defensive coordinator Zach Arnett. The three picks are tied for the seventh-most by the Bulldogs in a game since 2000.
- The Bulldogs have 16 pass defenses this year, which is tied for sixth in the FBS and leads the SEC. Only seven SEC players have three or more pass defenses in 2022, and MSU boasts a trio with three: S **Jalen Green**, CB **Emmanuel Forbes** and CB **Decamerion Richardson**.

MSU RECORD BOOK: SINGLE-GAME PASS DEFENSES (SINCE 2000)

Rank	PDs	Opponent	Date	Int.	PBUs
1.	14	Kentucky	9-21-2019	1	13
2.	12	at Arizona	9-10-2022	3	9
3.	11	vs. Tulsa	12-31-2020	2	9
	11	Troy	10-12-2002	6	5
	11	Middle Tennessee	10-28-2000	3	8
	11	at BYU	9-14-2000	2	9



## HOLDING TEAMS TO FEWER THAN 200 YARDS RUSHING

- Since the start of the 2018 season, MSU has held 45 of its 53 opponents below the 200-yard rushing mark, which is the third-most in the SEC and tied for 12th in the nation during that stretch. Thirty-two of those 45 games holding teams below 200 yards have been SEC games.
- Under defensive coordinator **Zach Arnett**, MSU has held the opponent below the 200-yard rushing mark in 22 of 27 games.
- In 2021, MSU held six opponents to fewer than 100 yards on the ground. MSU held opponents to 113.4 rushing yards per game, which was third in the SEC. Just 48 of opponents' 406 rushing attempts went for 10 or more yards in 2021.
- Only two teams rushed for 200+ yards on the Bulldogs in 2021 - Arkansas (202) and Texas Tech (260).

### SEC LEADERS HOLDING TEAMS BELOW 200 YARDS RUSHING (SINCE 2018)

Rank	School	Opp. Below 200+ Rushing	Record When
1.	Alabama	55	50-5
	Georgia	55	48-7
3.	Mississippi State	45	27-18
4.	Texas A&M	44	31-13
5.	LSU	42	34-8

## HOLDING TEAMS TO FEWER THAN 100 YARDS RUSHING

- The Bulldogs have held 11 opponents to less than 100 rushing yards in 27 games under defensive coordinator **Zach Arnett** since 2020, which is tied for third in the SEC and tied for 14th in the FBS.
- MSU held Vanderbilt (2021) to just six yards rushing, marking the lowest total under Arnett, surpassing an eight-yard performance at then-No. 13 Georgia (2020).
- State held six opponents, including three SEC teams, to fewer than 100 yards on the ground in 2021, and allowed just 101 yards in the season opener against Louisiana Tech.
- Since 1976, MSU has held opponents under 100 yards rushing in at least three straight games on five occasions. Prior to Arnett's arrival State had held three straight opponents under 100 yards rushing just three times - with the last coming in 2000 - and the Bulldogs have already done so twice under his leadership.

### MSU RECORD BOOK: GAMES HOLDING OPPONENTS BELOW 100 RUSHING YARDS IN A SEASON (SINCE 2000)

Rank	Games	Year	Opponents
1.	7	2018	Stephen F. Austin, Louisiana, Auburn, Texas A&M, Arkansas, Ole Miss, Iowa
2.	6	2021	NC State, Memphis, LSU, Vanderbilt, Kentucky, Tennessee State
	6	2009	Jackson State, Vanderbilt, LSU, Middle Tennessee, Arkansas, Ole Miss
	6	2000	Memphis, BYU, South Carolina, Florida, Auburn, Alabama
5.	5	2010	Memphis, Houston, Kentucky, Ole Miss, Michigan

## SAFETY STRENGTH

- State's safeties are flooded with experience. Seniors **Shawn Preston Jr.** and **Collin Duncan** bring 67 games and 29 starts to the table along with a combined 223 tackles, eight stops for loss, three interceptions, 20 pass breakups, a forced fumble and a fumble recovery during their careers.
- S **Jalen Green** began his career as a cornerback at Texas, but started 10 games at safety last fall. He finished as one of three Bulldogs with multiple interceptions last year. Green made a key pass breakup in the end zone against Memphis (Sept. 3) then recorded State's first interception at Arizona (Sept. 10).
- Green allowed a reception on just 51.4 percent of his targets in coverage in 2021 which ranked 13th among SEC safeties and corners with at least 300 coverage snaps. He was third among such players in passer rating allowed (48.9).

## NO FLY FORBES

- CB **Emmanuel Forbes** is second among active FBS players in interceptions returned for a touchdown with three, which is tied for the most in school history and also has him ranked fourth nationally in overall defensive touchdowns.
- He picked off his first pass of the season at Arizona (Sept. 10), giving him nine total picks in his two-plus years in maroon and white - a total that also makes him the active career interceptions leader in the SEC and has him tied for seventh in the FBS.
- Forbes is one of four FBS players with nine or more interceptions since the start of the 2020 season. He is fifth among active FBS players in career interception return yards (216).
- Forbes has racked up 111 tackles across his career including 5.5 tackles for loss, one sack, one forced fumble, nine interceptions and 13 pass breakups.
- He started every contest last fall and stacked up 60 tackles - 46 of which were solo stops. He also added a career-best five tackles behind the line of scrimmage to go with one sack, five pass breakups and a forced fumble. He led the team with three interceptions.
- Was named a Freshman All-American in 2020 after leading the nation in interception touchdowns (3) and leading the SEC in total interceptions (5). His five interceptions led all true freshmen nationally and were tied for third overall. He was also tied for third among FBS freshmen with 11 total pass defenses in 2020 and was 12th overall.
- First Bulldog with five or more interceptions in a season since Mark McLaurin tied the school record with six in 2017, and he is tied for eighth in MSU single-season history.

## TURN ON THE JETTS

- LB **Jett Johnson** led MSU with a career-best 13 tackles against Memphis (Sept. 3) in the season opener. He also led State in tackles in 2021 with 87 total stops, including six tackles for loss. He had an interception and a team-high two fumble recoveries last fall.
- Returned his first career interception 48 yards against No. 9 Ole Miss (Nov. 25) while making a then-career-high 11 tackles.
- Recovered his first fumble against No. 12 Kentucky (Oct. 30) after having a previous recovery in that game erased upon review. Also recovered a fumble against Tennessee State (Nov. 20)
- Posted a then-career-high 10 tackles against No. 5 Alabama (Oct. 16).
- He posted a breakout game against NC State (Sept. 11) when he recorded a then-career-high nine tackles, more than any of his previous season totals. He entered 2021 with five career tackles and made five solo stops against the Wolfpack. Johnson also forced his first career fumble and added a pass breakup in that game.

## BOOKIE'S BEST

- LB **Nathaniel Watson** made a career-high 16 tackles against No. 5 Alabama (2021). That stands as the most tackles by a Bulldog in a single game since Brandon Wilson recorded 18 vs. Louisiana Tech on Sept. 24, 2011.
- Watson had a season-high nine tackles in the first half alone and recorded his second career sack.
- He was second on the team in total tackles (84), second in sacks (5.0) and tied for fourth in tackles for loss (6.0) last year.

## “TULU” TAKES IT BACK

- WR **Lideatrick Griffin** finished the 2021 season averaging 32.8 yards per kickoff return which tied Eric Moulds' mark in 1994 for the highest single-season average in school history and was third in the FBS last year. He has returned four times this season, averaging 32.8 yards, and his career average is now 34.0 yards.
- Griffin had three games with 100-plus kick return yards last season and four individual returns of 35 or more yards (100, 70, 38 and 35 yards). He boasts four 100-yard kick return games, which is tied for the MSU career record (since 1979) along with Leon Berry, Fred Reid, Derek Pegues and Pig Prather.
- Through the first two games of 2021, Griffin ranked second nationally in kickoff return yardage averaging 48.8 yards on his five returns. In the remaining eight games in which Griffin played, however, he only had nine more return opportunities as teams started kicking away from him.
- Of the 46 kickoffs in Griffin's final eight contests, 23 went for touchbacks, four were fair caught, one was an onside kick and nine were kicked to players other than him.
- In the 10 games in which he was the primary kickoff returner, the Bulldogs' offense started drives with an average field position at the 27.7 yard line and averaged beginning at the 35.1 yard line when he was the one actually returning the kickoff.
- He returned the opening kickoff 100 yards for a touchdown against NC State (Sept. 11). It was the fifth 100-yard kick return in program history and the first 100-yard return since Brandon Holloway did so against Southern Miss (Sept. 5, 2015).
- Griffin's kick return was the first time MSU had scored on its first kickoff return of a game since Jameon Lewis returned the second kickoff of the game 100 yards against Ole Miss on Nov. 24, 2012 following the Rebels' game-opening scoring drive. It was the first opening kickoff return for a touchdown since Kevin Prentiss returned the opening kick 91 yards at South Carolina on Sept. 26, 1998.

### MSU RECORD BOOK: SINGLE-GAME KICK RETURN YARDS (SINCE 1998)

Rank	Name	Opponent (Date)	Ret.	Yds.	Yds./Ret.
1.	Leon Berry	at Auburn (9-12-2009)	7	186	26.6
2.	Leon Berry	Florida (10-24-2009)	7	184	26.3
3.	Fred Reid	Kentucky (11-2-2002)	7	176	25.1
4.	Derek Pegues	at LSU (9-27-2008)	7	166	23.7
5.	Nick Turner	at Tennessee (11-15-2003)	7	163	23.3
6.	Leon Berry	Alcorn State (10-2-2010)	3	153	51.0
7.	Derek Pegues	vs. Arkansas (11-17-2007)	5	149	29.8
8.	Leon Berry	Georgia Tech (10-3-2009)	3	145	48.3
9.	Lideatrick Griffin	Louisiana Tech (9-4-2021)	4	144	36.0
10.	Lideatrick Griffin	vs. Tulsa (12-31-2020)	4	138	34.5

## FIRST TIMERS

- WR **Caleb Ducking** caught his first career touchdown against Memphis (Sept. 3) on a career-long 35-yard reception. The next week at Arizona (Sept. 10), he recorded his first multi-touchdown game.
- WR **Antonio Harmon** and RB **Simeon Price** made their first career receptions against the Tigers (Sept. 3). Price's went for a gain of 20 yards with 25 yards coming after the catch.
- WR **Justin Robinson** hauled in his first pass while wearing the maroon and white for a 23-yard touchdown reception against Memphis (Sept. 3).
- S **Collin Duncan** recorded his first career sack for a loss of 10 yards at Arizona (Sept. 10), and LB **Nathaniel Watson** intercepted the first pass of his career, returning it 51 yards.
- WR **Zavion Thomas** returned the first punt of his career 20 yards, and QB **Sawyer Robertson** completed his first career pass attempt for seven yards against the Wildcats (Sept. 10).

## IT JUST MEANS MORE

### SEC GRADUATES PLAYING IN 2022

Rank	School	Graduates
1.	South Carolina	21
2.	Arkansas	17
	Auburn	17
4.	Mississippi State	16
	LSU	16
	Tennessee	16

## HONORING PIONEERS DOWSING AND BELL

- Mississippi State is set to honor its first African-American varsity football players – Frank Dowsing, Jr. and Robert Bell – by wearing a specially designed uniform from adidas against Bowling Green on September 24. Dowsing and Bell arrived at Mississippi State in 1969.
- MSU will don threads paying homage to Dowsing and Bell and commemorating the 50th anniversary of when the two last suited up in Maroon and White. The new uniforms showcase a unique look that harkens back to the practice jerseys the groundbreaking players wore three years later in 1972.
- Dowsing was a First-Team All-American as a senior and earned two total All-Southeastern Conference defensive back selections at MSU. The Tupelo, Mississippi, native ended his career as the school's career leader in interceptions with 10 and still remains tied for eighth all-time entering the 2022 season.
- He also shined in the classroom and on campus. He was the first player in State history to earn the prestigious honor of National Football Foundation National Scholar Athlete. He was also voted Mr. Mississippi State in October of 1972. Dowsing died at the age of 42 in July of 1994.
- Bell was an inspirational leader on the Mississippi State defensive line who was a regular starter that garnered three letters for the Bulldogs. A fan favorite, it was common to hear chants from the Bulldog faithful of, 'Give 'em hell, Robert Bell.' A native of Meridian, Mississippi, Bell passed away in March of this year. He was 70 years old.

## HOME RENOVATIONS

- The 2022 season brought multiple upgrades to Davis Wade Stadium. Most notably, the west side upper decks have been transformed with a first-of-its-kind premium seating area.
- In June, MSU revealed The Balconies at Davis Wade Stadium, located on both ends of the stadium's west side upper deck. The new, premier seating option that in many ways serves as an in-venue extension of a tailgating scene features 22 total spots that accommodate eight or more people each.
- All Balconies are customizable to a certain extent with some prohibited items including grills, cooking devices, tents and certain appliances. Approved furniture such as tables and chairs, fans and small refrigerators and personal coolers may be brought into the space the day before the game – as long as they can be secured with a locked cable between games.
- State also replaced the panels in both of its large end zone video boards, going from a cluster of multiple boards, to one larger, zoned screen. In addition, the ribbon boards on the east and west sides of the stadium were replaced and are now be supplemented with three ribbon boards that wrap around the north end zone above the student section.

## 2021 IN REVIEW

- Last fall, MSU was the only school in the country that faced six teams ranked in the final College Football Playoff Top 25 and was one of four teams with three wins against teams ranked in the final poll.
- **Mike Leach** became the first MSU head coach, at least in the modern era, to beat three teams in one season who finished ranked in a final poll.
- Over the last five seasons, **Mike Leach**'s teams have defeated nine opponents ranked inside the AP Top 25. Only two current SEC head coaches have more such wins in that span.
- The Bulldogs were one of four teams to rank inside the top 25 nationally in both total offense and total defense during the 2021 regular season, joining Alabama, Michigan and Coastal Carolina.
- Following the 2021 regular season, MSU was the third most improved scoring offense in the SEC and 10th most improved nationally at +9.5 from 2020 (21.4 ppg to 30.9 ppg).

# INSIDE THE SERIES VS. BOWLING GREEN

## SERIES SUPERLATIVES

**Most points scored by Mississippi State:** 21 (2013)  
**Most points scored by Bowling Green:** 20 (2013)  
**Largest margin of victory by Mississippi State:** +1 (2013)  
**Largest margin of victory by Bowling Green:** None  
**Longest winning streak by Mississippi State:** 1 (2013)  
**Longest winning streak by Bowling Green:** None  
**Last win by Mississippi State:** 21-20 (2013)  
**Last win by Bowling Green:** None  
**Current winning streak:** 1, MSU (2013)

## TOP INDIVIDUAL PERFORMANCES

### INDIVIDUAL 100-YARD RUSHING GAMES (1)

Yds.	Player	Date	Att.
143	Dak Prescott	10/12/2013	15

### INDIVIDUAL 100-YARD RECEIVING GAMES (0)

Yds.	Player	Date	Att.
------	--------	------	------

### INDIVIDUAL 250-YARD PASSING GAMES (0)

Yds.	Player	Date	Cmp.-Att.-Int.
------	--------	------	----------------

## SERIES HISTORY VS. BOWLING GREEN

### MSU LEADS, 1-0

10/12/2013: MSU, 21-20 at Starkville

at Starkville: MSU, 1-0

at Bowling Green: N/A

at Neutral Sites: N/A

## SERIES NOTABLES

MSU and Bowling Green are meeting for the second time and the first time in nine years ... The Bulldogs won the only previous matchup by a score of 21-20 in a homecoming matchup ... That game saw QB Dak Prescott score on a career-long 75-yard touchdown run to give State a 14-3 lead then later score on a 10-yard scamper for the end zone ... In 2013, the Bulldogs tallied 263 yards on the ground, their third-highest rushing total of the season ... Three Bulldogs who are now currently in the NFL played in the 2013 game: Prescott (Dallas), DL Chris Jones (Kansas City) and DL Denico Autry (Tennessee) ... current football graduate assistant **Taveze Calhoun** also played in the game ... 738 miles separate the two campuses.

## TEAM COMPARISONS

Statistic	MISSISSIPPI STATE			BOWLING GREEN		
	Value	FBS	SEC	Value	FBS	MAC
3rd Down Conversion Pct	0.487	33	4	0.352	97	7
3rd Down Conversion Pct Defense	0.317	43	7	0.549	126	11
4th Down Conversion Pct	0.400	84	10	0.857	14	1
4th Down Conversion Pct Defense	0.286	31	5	0.500	65	3
Blocked Kicks	--	--	--	2	3	1
Blocked Kicks Allowed	0	1	1	0	1	1
Blocked Punts	--	--	--	2	2	1
Blocked Punts Allowed	0	1	1	0	1	1
Completion Percentage	0.723	14	3	0.561	109	11
Defensive TDs	--	--	--	--	--	--
Fewest Penalties	15	26	2	22	88	9
Fewest Penalties Per Game	5.00	23	2	7.33	93	9
Fewest Penalty Yards	175	74	9	183	77	6
Fewest Penalty Yards Per Game	58.33	76	10	61.00	80	6
First Downs Defense	52	44	6	80	121	12
First Downs Offense	76	33	5	55	99	9
Fumbles Lost	4	108	14	2	53	3
Fumbles Recovered	2	52	7	4	7	1
Kickoff Return Defense	19.29	64	10	18.67	49	7
Kickoff Returns	32.75	9	3	15.00	115	10
Net Punting	43.55	14	1	36.43	100	9
Passes Had Intercepted	3	85	7	0	1	1
Passes Intercepted	3	42	4	3	42	2
Passing Offense	328.0	12	3	236.0	82	7
Passing Yards Allowed	217.0	70	10	345.7	130	12
Passing Yards per Completion	9.65	117	14	10.26	111	10
Punt Return Defense	10.00	97	9	3.71	57	3
Punt Returns	11.57	33	6	18.50	14	1
Red Zone Defense	0.875	87	13	0.812	62	2
Red Zone Offense	0.909	43	7	0.900	47	6
Rushing Defense	125.0	57	9	192.7	110	9
Rushing Offense	92.7	117	12	87.3	119	10
Sacks Allowed	2.33	84	10	1.33	41	3
Scoring Defense	23.7	62	8	45.0	128	11
Scoring Offense	34.7	56	8	36.0	51	3
Tackles for Loss Allowed	5.67	77	8	7.67	116	10
Team Passing Efficiency	150.11	48	7	131.28	85	6
Team Passing Efficiency Defense	104.61	21	6	152.66	112	6
Team Sacks	2.0	64	6	4.0	7	1
Team Tackles for Loss	3.7	112	12	7.0	33	2
Time of Possession	31:03	41	4	27:50	106	11
Total Defense	342.0	50	8	538.3	129	11
Total Offense	420.7	68	10	323.3	105	9
Turnover Margin	-0.67	102	11	1.67	10	1
Turnovers Gained	5	51	6	7	18	1
Turnovers Lost	7	103	11	2	17	1

# INSIDE THE SERIES VS. BOWLING GREEN

LAST GAME VS. BOWLING GREEN

Bowling Green

Mississippi State

20

21

Oct. 12, 2013

Davis Wade Stadium

Starkville, Miss.

55,148

MISSISSIPPI STATE

RUSHING	Att.	Gain	Lost	Net	TD	Long	Avg.
Dak Prescott	15	143	4	139	2	75	9.3
LaDarius Perkins	16	83	0	83	1	18	5.2
Jameon Lewis	5	20	5	15	0	16	3.0
Josh Robinson	2	5	0	5	0	4	2.5
Tyler Russell	3	12	9	3	0	11	1.0

PASSING	Com	Att	Int	Yds	TD	Long	Sacks
Tyler Russell	12	14	0	102	0	17	1
Dak Prescott	7	11	1	75	0	17	1

RECEIVING	No.	Yds.	TD	Long
Joe Morrow	4	57	0	17
Jameon Lewis	4	34	0	17
LaDarius Perkins	4	21	0	13
Robert Johnson	2	16	0	11
Fred Ross	1	17	0	17
Josh Robinson	1	16	0	16
De'Runya Wilson	1	6	0	6
Malcolm Johnson	1	5	0	5
Brandon Holloway	1	5	0	5

PUNTING	No.	Yds.	Avg.	Long	I20	TB
Devon Bell	1	41	41.0	41	1	0
Baker Swedenburg	1	41	41.0	41	0	0
TEAM	1	0	0.0	0	0	0

FIELD GOALS	Att.	Made	Long	KICKS
Devon Bell	1	0	none	1

ALL RETURNS	Punts			Kickoffs			Intercepted		
	No.	Yds.	Lg.	No.	Yds.	Lg.	No.	Yds.	Lg.
Jameon Lewis	1	1	1	2	46	25	0	0	0

BOWLING GREEN

RUSHING	Att.	Gain	Lost	Net	TD	Long	Avg.
Travis Greene	15	103	4	99	0	29	6.6
Matt Johnson	6	29	0	29	1	13	4.8
Andre Givens	4	25	1	24	1	12	6.0
Jordan Hopgood	3	11	1	10	0	9	3.3

PASSING	Com	Att	Int	Yds	TD	Long	Sacks
Matt Johnson	20	34	0	224	0	28	0

RECEIVING	No.	Yds.	TD	Long
Jared Cohen	5	51	0	21
Ryan Burbrink	4	66	0	24
Shaun Joplin	4	40	0	17
Tyler Beck	2	33	0	28
Travis Greene	2	-1	0	0
Ronnie Moore	1	15	0	15
Alex Bayer	1	5	0	5
Jordan Hopgood	1	2	0	6
Dominic Flewellyn	0	13	0	0

PUNTING	No.	Yds.	Avg.	Long	I20	TB
Brian Schmiedebusch	2	97	48.5	49	2	0

FIELD GOALS	Att.	Made	Long	KICKS
Tyler Tate	3	2	45	3

ALL RETURNS	Punts			Kickoffs			Intercepted		
	No.	Yds.	Lg.	No.	Yds.	Lg.	No.	Yds.	Lg.
Ronnie Moore	0	0	0	2	31	17	0	0	0
BooBoo Gates	0	0	0	0	0	0	1	34	34

## Bulldogs Down Falcons For Homecoming Victory

Mississippi State escaped Saturday night with a close homecoming win over Bowling Green, defeating the Falcons, 21-20, at Davis Wade Stadium. Penalties and mistakes made it a closer game than the Bulldogs would have liked, but 139 rushing yards and 75 passing by sophomore quarterback Dak Prescott (and two rushing touchdowns) helped the home team to victory. Sophomore receiver Joe Morrow was the team's leading receiver with four catches for 57 yards, while senior running back LaDarius Perkins was second only to Prescott with 83 yards rushing including one touchdown, a diving score on the opening drive of the evening. MSU's two other scores came on the ground as well with runs of 75 yards and 10 yards from Prescott, while senior Tyler Russell actually drew the start for MSU at quarterback, completing 12-of-14 passes for 102 yards. Defensively, State was led with eight tackles each from Deontae Skinner and Benardrick McKinney.

Bowling Green	3	10	7	0	20
Mississippi State	14	7	0	0	21

1st	09:58	MS	L.Perkins 1 yd run (Devon Bell kick)
	05:36	BGSU	TATE, Tyler 35 yd field goal
	05:24	MS	Dak Prescott 75 yd run (Devon Bell kick)
2nd	04:15	BGSU	GIVENS, Andre 7 yd run (TATE, Tyler kick)
	01:04	MS	Dak Prescott 10 yd run (Devon Bell kick)
	00:00	BGSU	TATE, Tyler 45 yd field goal
3rd	03:57	BGSU	JOHNSON, Matt 2 yd run (TATE, Tyler kick)

TEAM STATS

	BGSU	MSU
FIRST DOWNS	21	23
Rushing	7	13
Passing	11	9
Penalty	3	1
NET YARDS RUSHING	160	245
Rushing Attempts	29	41
Average Per Rush	5.5	6.0
Rushing Touchdowns	2	3
Yards Gained Rushing	168	263
Yards Lost Rushing	8	18
NET YARDS PASSING	139	219
Completions-Attempts-Int	20-34-0	19-25-1
Average Per Attempt	6.6	7.1
Average Per Completion	11.2	9.3
Passing Touchdowns	0	0
TOTAL OFFENSE YARDS	384	422
Total offense plays	63	66
Average Gain Per Play	6.1	6.4
Fumbles: Number-Lost	0-0	0-0
Penalties: Number-Yards	4-30	9-71
PUNTS-YARDS	2-97	2-82
KICKOFFS-YARDS	4-255	4-253
Punt returns: Number-Yards-TD	0-0-0	1-1-0
Kickoff returns: Number-Yds-TD	2-31-0	2-46-0
Interceptions: Number-Yds-TD	1-34-0	0-0-0
Fumble Returns: Number-Yds-TD	0-0-0	0-0-0
Possession Time	27:46	32:14
Third-Down Conversions	4 of 11	4 of 11
Fourth-Down Conversions	0 of 2	1 of 3
Red-Zone Scores-Chances	3-3	2-3
Sacks By: Number-Yards	2-13	0-0
PAT Kicks	2-2	3-3
Field Goals	2-3	0-1
Points off turnovers	3	0



# MIKE LEACH

Third Season  
@Coach\_Leach

## 34TH HEAD FOOTBALL COACH AT MISSISSIPPI STATE 2018 & 2008 NATIONAL COACH OF THE YEAR

Mike Leach, a two-time national coach of the year, three-time conference coach of the year and the mastermind behind the NCAA record-setting "Air Raid" offense, was tabbed Mississippi State's 34th head football coach on January 9, 2020.

The accomplishments for Leach in his 21st year as a head coach are long and distinguished. He has compiled a 152-104 (.594) record, guided his squads to 18 bowl games, produced seven seasons of at least nine victories, captured two division titles, become the winningest coach in Texas Tech history and set school records for bowl appearances at both Texas Tech (10) and Washington State (6). During 10 of those 19 seasons, Leach's passing attack led the FBS – six at Texas Tech and four at Washington State.

One of the most successful coaches in the history of college football, Leach's 152 career wins are the third-most among active SEC coaches and tied for the sixth-most among active Power 5 coaches. Leach is the only active Power 5 head coach to produce an 11-win season at two different programs since 2008 and one of two active FBS head coaches to win 50-plus games at multiple Power 5 programs.

Of the 50 most productive passing yardage seasons in FBS history, 10 have come from quarterbacks coached by Leach since his hiring as head coach at Texas Tech in 2000. That includes one season by Kliff Kingsbury, one by B.J. Symons (2003), one by Sonny Cumbie, three by Graham Harrell (2006-08), one by Connor Halliday, one by Luke Falk (2015), one by Gardner Minshew II (2018) and one by Anthony Gordon (2019).

During Leach's second season in Starkville, MSU was the only school in the country that faced six teams ranked in the final College Football Playoff Top 25 and was one of four teams with three wins against teams ranked in the final poll. Leach became the first MSU head coach, at least in the modern era, to beat three teams in one season who finished ranked in a final poll.

In 2021, quarterback Will Rogers – at only 20 years old – became the first MSU quarterback to lead the SEC in passing yards per game (364.5). His 4,739 passing yards are the third most in SEC single-season history (the two quarterbacks ahead of Rogers played in two more games than he did during their respective seasons). Rogers joined 2019 Heisman Trophy winner Joe Burrow of LSU as the only QBs in college football over the last 22 seasons to throw for 4,700+ yards and 35+ touchdowns while completing at least 73 percent of their passes. After breaking nearly every freshman passing mark in MSU history in 2020, Rogers broke 25 more records, including Dak Prescott's records set as a fourth-year junior and fifth-year senior for single-season total offense, passing yards and passing touchdowns. It was the 20th consecutive

season that Leach's offense eclipsed the 3,000-yard passing mark (every season of his head coaching career).

The Bulldogs were one of four teams to rank inside the top 25 nationally in both total offense and total defense during the 2021 regular season, joining Alabama, Michigan and Coastal Carolina.

Following the 2021 regular season, MSU was the third most improved scoring offense in the SEC and 10th most improved nationally at +9.5 from 2020 (21.4 ppg to 30.9 ppg).

Leach, 59, arrived in Starkville after eight seasons at the helm at Washington State where he compiled a 55-47 (.539) record and was named the 2018 American Football Coaches Association National Coach of the Year and two-time Pac-12 Coach of the Year (2015, 2018). Leach spearheaded WSU to a school-record six bowl appearances and became the first coach in school history to lead the Cougars to five consecutive bowl games. They also led the nation in passing offense in four out of his last six seasons in charge.

The 2018 campaign saw Leach produce one of the finest coaching performances as WSU posted its first 11-win season in school history and a share of the Pac-12 North Division. The Cougars were ranked in the top 13 of each College Football Playoff rankings, including four consecutive weeks at No. 8. WSU capped the season with a win over Iowa State in the Alamo Bowl and finished No. 10 in the Associated Press and Coaches polls. Senior quarterback and Mississippi native Minshew captivated the nation, leading the FBS in passing yards per game (367.6).

Leach previously spent 10 seasons as head coach at Texas Tech (2000-09) where his squads produced bowl appearances all 10 years. He compiled a school-record 84 victories, a school-record five bowl wins and eight consecutive seasons of at least eight victories.

The architect of the most prolific passing offense in the country, Leach received three national coach of the year awards in 2008 – the Woody Hayes Award, Howie Long/Fieldturf Coach of the Year and George Munger Award. Leach's offense captured six NCAA passing titles and three total offense titles during his 10 seasons in Lubbock.

Leach led Texas Tech to one of the most memorable seasons in school history in 2008 as the team set a program record with 11 regular-season wins en route to an 11-2 record. The win total tied the mark, set previously by the 1953 and 1973 Red Raider squads. Numerous accolades poured in from across the country as an unprecedented four players earned first-team All-America status, in addition to Leach's three coach of the year honors. Harrell, offensive tackle Rylan Reed and offensive guard Brandon Carter each garnered first-team honors, while wide receiver Michael Crabtree was honored as a unanimous All-American for the second-straight season.

## THE LEACH FILE

Hometown: Cody, Wyoming

Education: BYU, 1983 (Bachelor's); Pepperdine, 1986 (J.D.); U.S. Sports Academy, 1988 (Master's)

Wife: Sharon

Children: Janeen, Kim, Cody and Kiersten

Birthday: March 9, 1961

## COACHING CAREER

2020-p: Mississippi State (Head Coach)

2012-19: Washington State (Head Coach/OC/QBs)

2000-09: Texas Tech (Head Coach/OC/QBs)

1999: Oklahoma (OC/QBs)

1997-98: Kentucky (OC/QBs)

1994-96: Valdosta State (OC/WRs/QBs)

1992-93: Valdosta State (OC/Offensive Line)

1989-91: Iowa Wesleyan (OC/Offensive Line)

1989: Pori, Finland – European League (Head Coach)

1988: College of the Desert [Calif.] (Linebackers)

1987: Cal Poly (Offensive Line)

## BOWL GAMES AS A HEAD COACH

2021: Liberty Bowl (Mississippi State)

2020: Armed Forces Bowl (Mississippi State)

2019: Cheez-It Bowl (Washington State)

2018: Alamo Bowl (Washington State)

2017: Holiday Bowl (Washington State)

2016: Holiday Bowl (Washington State)

2015: Sun Bowl (Washington State)

2013: New Mexico Bowl (Washington State)

2009: Alamo Bowl\* (Texas Tech)

2008: Cotton Bowl (Texas Tech)

2007: Gator Bowl (Texas Tech)

2006: Insight Bowl (Texas Tech)

2005: Cotton Bowl (Texas Tech)

2004: Holiday Bowl (Texas Tech)

2003: Houston Bowl (Texas Tech)

2002: Tangerine Bowl (Texas Tech)

2001: Alamo Bowl (Texas Tech)

2000: GalleryFurniture.com Bowl (Texas Tech)

\* - denotes did not coach in game

## LEACH'S YEAR-BY-YEAR HEAD COACHING RECORD

Year	School	Overall	Conf.	Notable
2000	Texas Tech	7-6	3-5	
2001	Texas Tech	7-6	4-4	
2002	Texas Tech	9-5	5-3	Beat No. 4 Texas, Tangerine Bowl Champions
2003	Texas Tech	8-5	4-4	Houston Bowl Champions
2004	Texas Tech	8-4	5-3	No. 18 in AP/No. 17 in Coaches, Holiday Bowl Champions
2005	Texas Tech	9-3	6-2	No. 20 in AP/No. 19 in Coaches
2006	Texas Tech	8-5	4-4	Insight Bowl Champions
2007	Texas Tech	9-4	4-4	Beat No. 3 Oklahoma, No. 22 in AP/No. 23 in Coaches
2008	Texas Tech	11-2	7-1	No. 7 in BCS, Two top-10 wins including No. 1 Texas
2009	Texas Tech	8-4	5-3	Beat No. 15 Nebraska
2012	Washington State	3-9	1-8	Beat No. 25 Washington
2013	Washington State	6-7	4-5	Beat No. 25 USC
2014	Washington State	3-9	2-7	
2015	Washington State	9-4	6-3	Sun Bowl Champions
2016	Washington State	8-5	7-2	Beat No. 15 Stanford
2017	Washington State	9-4	6-3	Beat No. 5 USC and No. 18 Stanford
2018	Washington State	11-2	7-2	AFC Coach of the Year, Pac-12 North Co-Champions
2019	Washington State	6-7	3-6	Fifth straight bowl appearance at WSU
2020	Mississippi State	4-7	3-7	Beat No. 5 LSU, Armed Forces Bowl Champions
2021	Mississippi State	7-5	4-4	Three top-20 wins
2022	Mississippi State	2-1	0-0	
<b>TOTALS</b>	<b>(21st season)</b>	<b>152-104</b>	<b>90-80</b>	
<b>MSU Record</b>	<b>(3rd season)</b>	<b>13-13</b>	<b>7-11</b>	
TTU Record	(10 seasons)	84-43	47-33	
WSU Record	(8 seasons)	55-47	36-36	



## ASSISTANT COACHES »



### TONY HUGHES

Associate Head Coach/Nickelbacks | 11th season (second stint)

IN THE BOOTH

Veteran coach and heralded recruiter with three decades of experience in his home state of Mississippi ... Spent seven seasons (2009-15) as recruiting coordinator and safeties coach at Mississippi State prior to becoming the head coach at Jackson State University ... Boasting a reputation as being one of the top recruiters in college football, Hughes played a pivotal role in helping State land 22 signees for the 2020 class, including 11 top-30 prospects from Mississippi ... A teacher and mentor to his student-athletes, Hughes has excelled at identifying players in the state of Mississippi that leave MSU as NFL prospects, including Super Bowl Champions Fletcher Cox and Chris Jones, three-time Pro Bowl defensive back Darius Slay, 2012 Jim Thorpe Award winner Johnthan Banks and first-team All-American Benardrick McKinney.



### ZACH ARNETT

Defensive Coordinator/Safeties | 3rd season

Rising star in college football's coaching ranks who was hired as defensive coordinator at Mississippi State in January 2020 ... Worked with linebackers during his first two seasons before transitioning to leading the safeties unit in 2022 ... Runs a signature 3-3-5 scheme and has as a reputation for aggressive play, heavy blitzing and a commitment to physicality ... The Bulldogs have ranked in the top five of the SEC in each of his first two seasons in total defense, rushing defense, yards per rush, first downs allowed per game, and takeaways ... State led the SEC in fewest first downs allowed in 2021 (219), and the Bulldogs were one of the best in the league at getting off the field as they allowed the second fewest total plays on the year (807) ... Prior to MSU, spent the previous nine seasons at San Diego State under the mentorship of one of the game's great defensive minds in Rocky Long.



### MATT BROCK

Linebackers | 3rd season

Selected to the AFCA's prestigious 35 Under 35 Coaches Leadership Institute for 2020 ... In 2019 at Washington State, coached kicker Blake Mazza who led the Pac-12 in scoring (115 points) on his way to first-team All-Pac-12 honors ... Mazza was a Lou Groza Award finalist and midseason All-America second team selection by The Athletic and made a program-record 18 straight field goals to start the season ... Tutored eight all-conference performers and a pair of All-Americans during his coaching career, with six specialists and two linebackers earning the honor ... Played and began his coaching career at Baker University in Baldwin City, Kansas ... A two-time all-conference pick and two-time NAIA Academic All-American who tallied 277 career tackles and seven interceptions.



### DREW HOLLINGSHEAD

Inside Receivers | 1st season

Has served as an offensive assistant under Mike Leach for the last six seasons working primarily with quarterbacks ... Boasts more than a decade's worth of experience in the record-setting Air Raid offense ... Was instrumental in helping develop Air Raid quarterbacks Luke Faulk (WSU), Gardner Minshew II (WSU), Anthony Gordon (WSU) and most recently Will Rogers (MSU) into some of the most prolific passers in college football ... All four have each posted 4,000-plus-yard passing seasons while ranking top five nationally in passing yards per game ... Minshew II led the nation in passing in 2018 (367.6 ypg), and Gordon continued the trend in 2019 (429.2 ypg) ... In 2021, Rogers became the first MSU quarterback to lead the SEC in passing yards per game (364.5) ... His 4,739 passing yards are the third most in SEC single-season history.



### DARCEL MCBATH

Cornerbacks | 3rd season

Spent three seasons at Washington State (2017-19), including part of the 2019 season as interim co-defensive coordinator and cornerbacks coach ... Led a defense in 2019 as co-interim defensive coordinator that finished the year No. 5 in the Pac-12 in takeaways (19) and tied for second in fumbles gained (9) ... Cornerbacks unit combined for five takeaways in 2018, highlighted by four interceptions while breaking up 18 passes on the year and adding 3.0 sacks ... Earned his degree in four years while playing for Mike Leach at Texas Tech from 2004-08 and spent five seasons in the NFL after being selected in the second round of the 2009 NFL Draft by the Denver Broncos ... Played five seasons in the NFL with two seasons in Denver, one in Jacksonville and two in San Francisco ... Appeared in Super Bowl XLVII as a member of the 49ers and made one tackle.



### ERIC MELE

Special Teams Coordinator | 3rd season

Coached running backs in his first two years at MSU before moving to special teams this spring ... Spent eight seasons at Washington State, coaching the running backs during his final two seasons (2018-19) ... Spent three seasons coaching special teams (2015-17) after three seasons as an offensive quality control (2012-14) ... Tutored three All-Pac-12 honorees at WSU, including running back Max Borghi who was named Pac-12 Freshman of the Year honorable mention ... Kicker Erik Powell earned All-Pac-12 second team honors and finished No. 3 on WSU's all-time points kicking list with a school-record 164 career extra points ... Powell ranked third in school history in field goals made and career field goal percentage ... Helped WSU's special teams record a kick return TD and punt return for a score for the first time in the same season since 1968 ... Punt return unit finished No. 9 nationally (13.48 yd/rtn).



### MASON MILLER

Offensive Line/Run Game Coordinator | 3rd season

No stranger to the Air Raid system, after working with both Mike Leach and Hal Mumme, two of the Air Raid's architects ... Has coached at all three levels of the NCAA and been a key part in establishing lethal offenses at each stop ... In two seasons at Washington State, three student-athletes earned All-Pac-12 honors and the offensive line allowed the fewest sacks in the Pac-12 during that span while protecting college football's top passing attack in consecutive seasons, generating 437.2 passing yards per game during the 2019 campaign ... Helped Andre Dillard become the top pass-blocking tackle in the country per Pro Football Focus and earn first-team All-Pac-12 and second-team All-America honors in 2019 before becoming the highest drafted Cougar offensive lineman in program history when the Philadelphia Eagles selected him in the first round of the 2019 NFL Draft.



### JEFF PHELPS

Defensive Line | 3rd season

IN THE BOOTH

Has been a part of vaunted defensive fronts at nearly every stop of his coaching career, helping produce NFL talent and All-American pass rushers in the Pac-12, Mid-American and Big 10 conferences ... In 2018, saw the Cougar "Speed D" lead the Pac-12 with 38.0 sacks and finish No. 2 in the league with 88.0 tackles for loss ... Tutored Hercules Mata'afa to Consensus All-American and AP Pac-12 Defensive Player of the Year honors in 2017 after totaling a WSU-record 22.5 tackles for loss that season ... In six seasons as the defensive line coach at Minnesota, the Gophers earned five bowl berths ... Coached four All-Big Ten performers, including 2013 third-team All-American and 2014 second-round NFL Draft pick Ra'Shede Hagemen ... Helped Larry English to a pair of MAC Most Valuable Player honors, the 2008 MAC Defensive Player of the Year award and the No. 16 pick in the 2009 NFL Draft.



### STEVE SPURRIER JR.

Outside Receivers/Pass Game Coordinator | 3rd season

IN THE BOOTH

Collegiate coaching career includes 17 postseason bowl games, including the Sugar Bowl, Fiesta Bowl, Cotton Bowl and Orange Bowl, and two national championships (Oklahoma, 2000; Florida, 1996) ... In two seasons at Washington State, helped three receivers top the 60-catch mark, including Easop Winston Jr.'s 85-catch, 11-touchdown campaign in 2019 ... Spent one season as the assistant head coach/quarterbacks coach at Western Kentucky and developed Mike White who led the nation in completions (368) and ranked fourth in passing yards (4,177) ... No stranger to the SEC, he coached 11 seasons at South Carolina (2005-15) and spent five seasons at Florida (1994-98), helping develop numerous All-SEC performers and NFL Draft picks ... At South Carolina, coached NFL stars Sidney Rice, Alshon Jeffery and Kenny McKinley ... Worked with Mike Leach during his first stint at Oklahoma (1999).



### JASON WASHINGTON

Running Backs | 3rd season

Spent his first two seasons at MSU coaching the safeties before moving to running backs this spring ... Previously, spent three seasons at Texas as the recruiting coordinator and cornerbacks coach, where he was tabbed the top Big 12 recruiter in 2018 by 247Sports ... In 2018, both Longhorn starting cornerbacks garnered All-Big 12 honors after combining for two interceptions, 24 pass breakups and 109 tackles ... With 23 all-conference honorees coached over his 17 years as a collegiate coach, he has also seen 10 pupils reach the NFL ... Spent a week during the 2009 season with the Minnesota Vikings as part of the Bill Walsh Minority Coaching Fellowship program ... Four-year letterwinner at Texas State in both football and baseball, starting at cornerback and in centerfield, respectively. Still ranks tied for No. 9 on the Bobcats' career stolen base charts (38).

# DEPTH CHART

## OFFENSE

<b>QB</b>	2	Will Rogers (6-2, 210, Jr.)
	12	Sawyer Robertson (6-4, 215, R-Fr.)
<b>RB</b>	7	Jo'quavious Marks (5-10, 205, Jr.) <b>OR</b>
	23	Dillon Johnson (6-0, 215, Jr.) <b>OR</b>
	22	Simeon Price (6-0, 205, R-Fr.)
<b>X</b>	0	Rara Thomas (6-2, 200, So.)
	5	Lideatrick Griffin (5-10, 180, Jr.) <b>OR</b>
	18	Justin Robinson (6-4, 220, R-So.)
<b>H</b>	85	Austin Williams (6-3, 200, Gr.)
	6	Jamire Calvin (5-10, 160, Gr.)
<b>LT</b>	69	Kwatrivous Johnson (6-7, 315, R-Sr.)
	75	Percy Lewis (6-8, 345, Jr.)
<b>LG</b>	66	Nick Jones (6-3, 295, R-Jr.)
	51	Reed Buys (6-4, 295, R-Jr.)
<b>C</b>	63	LaQuinston Sharp (6-3, 305, Gr.)
	64	Steven Losoya III (6-4, 305, R-Jr.)
<b>RG</b>	57	Cole Smith (6-3, 300, R-Sr.)
	76	Albert Reese IV (6-7, 315, R-Fr.)
<b>RT</b>	58	Kameron Jones (6-5, 305, R-Jr.) <b>OR</b>
	76	Albert Reese IV (6-7, 315, R-Fr.)
<b>Y</b>	82	Rufus Harvey (5-10, 165, R-So.)
	11	Jaden Walley (6-0, 185, Jr.) <b>OR</b>
	24	Scoobie Ford (5-11, 175, R-Sr.)
<b>Z</b>	4	Caleb Ducking (6-5, 205, R-Sr.)
	81	Antonio Harmon (6-3, 210, R-Fr.) <b>OR</b>
	8	Jordan Mosley (6-0, 195, R-Fr.)

## DEFENSE

<b>DE</b>	6	Jordan Davis (6-4, 270, Gr.)
	9	De'Monte Russell (6-4, 265, R-Jr.)
<b>NG</b>	93	Cameron Young (6-3, 310, R-Sr.)
	22	Nathan Pickering (6-4, 285, Sr.)
<b>DT</b>	94	Jaden Crumedy (6-5, 310, Gr.)
	5	Randy Charlton (6-3, 265, 5th)
<b>SAM</b>	2	Tyrus Wheat (6-2, 265, Sr.)
	34	Sherman Timbs (6-2, 260, Gr.)
<b>MIKE</b>	14	Nathaniel Watson (6-2, 240, R-Sr.)
	26	J.P. Purvis (6-2, 225, So.)
<b>WILL</b>	44	Jett Johnson (6-2, 235, R-Jr.)
	16	DeShawn Page (6-1, 230, R-Jr.)
<b>CB</b>	13	Emmanuel Forbes (6-0, 180, Jr.)
	27	Esaias Furdge (6-0, 185, Gr.)
<b>S</b>	8	Jackie Matthews (6-0, 195, Gr.)
	24	Dylan Lawrence (6-4, 205, R-Jr.)
<b>S</b>	19	Collin Duncan (6-0, 205, Sr.)
	12	Shawn Preston Jr. (6-0, 205, R-Sr.)
<b>S</b>	0	Jalen Green (6-1, 200, 5th)
	10	Corey Ellington (6-3, 205, So.)
<b>CB</b>	3	Decamerion Richardson (6-2, 190, Jr.)
	1	Marcus Banks (6-0, 185, Sr.)

## SPECIAL TEAMS

<b>K</b>	29	Massimo Biscardi (5-11, 205, Gr.)
	89	Ben Raybon (5-11, 185, Gr.) <b>OR</b>
	98	Jordan Kennedy (6-0, 175, Fr.)
<b>P</b>	56	Archer Trafford (6-2, 230, R-Sr.) <b>OR</b>
	88	George Georgopoulos (6-2, 225, Gr.)
<b>KO</b>	89	Ben Raybon (5-11, 185, Gr.)
	29	Massimo Biscardi (5-11, 205, Gr.) <b>OR</b>
	90	Hudson Hollenbeck (6-3, 195, Fr.)

<b>KR</b>	5	Lideatrick Griffin (5-10, 180, So.)
	87	Zavion Thomas (5-11, 190, Fr.)
<b>PR</b>	85	Austin Williams (6-3, 200, Gr.) <b>OR</b>
	13	Emmanuel Forbes (6-0, 180, Jr.)
<b>LS</b>	43	Hayes Hammond (5-10, 195, R-So.)
	55	Rex Robich (6-4, 215, R-Fr.)
<b>H</b>	88	George Georgopoulos (6-2, 225, Gr.)
	56	Archer Trafford (6-2, 230, R-Sr.)

LAST TIME OUT: MISSISSIPPI STATE AT LSU

Mississippi State  
LSU

16  
31

Sept. 17, 2022  
Tiger Stadium  
Baton Rouge, La.  
98,520

MISSISSIPPI STATE									
RUSHING	Att.	Gain	Lost	Net	TD	Long	Avg.		
Dillon Johnson	7	52	2	50	0	35	7.1		
Jo'quavious Marks	9	51	1	50	1	37	5.6		
Simeon Price	1	0	3	-3	0	0	(-3.0)		
Will Rogers	5	6	28	-22	0	6	(-4.4)		
PASSING	Com	Att	Int	Yds	TD	Long	Sacks		
Will Rogers	24	42	1	214	1	24	4		
RECEIVING	No.	Yds.	TD	Long					
Dillon Johnson	5	29	0	10					
Rara Thomas	4	67	1	24					
Caleb Ducking	4	33	0	16					
Lideatrack Griffin	3	32	0	18					
Rufus Harvey	3	22	0	18					
Jaden Walley	2	16	0	11					
Jamire Calvin	2	15	0	9					
Jo'quavious Marks	1	0	0	0					
PUNTING	No.	Yds.	Avg.	Long	I20	TB			
George Georgopoulos	3	135	45.0	50	2	0			
Archer Trafford	3	133	44.3	48	2	0			
FIELD GOALS	Att.	Made	Long	Kicks					
Ben Raybon	1	1	45	Made 45					
ALL RETURNS	Punts			Kickoffs			Intercepted		
	No.	Yds.	Lg.	No.	Yds.	Lg.	No.	Yds.	Lg.
Zavion Thomas	2	48	26	0	0	0	0	0	0
Austin Williams	1	-1	0	0	0	0	0	0	0
Lideatrack Griffin	0	0	0	2	64	37	0	0	0
LSU									
RUSHING	Att.	Gain	Lost	Net	TD	Long	Avg.		
Jayden Daniels	16	107	14	93	1	20	5.8		
Armoni Goodwin	9	75	0	75	1	47	8.3		
John Emery Jr.	11	32	0	32	0	9	2.9		
Josh Williams	1	7	0	7	1	7	7.0		
TEAM	1	0	1	-1	0	0	(-1.0)		
PASSING	Com	Att	Int	Yds	TD	Long	Sacks		
Jayden Daniels	22	37	0	210	1	27	3		
RECEIVING	No.	Yds.	TD	Long					
Malik Nabers	6	76	0	27					
Josh Williams	4	18	0	8					
Kayshon Boutte	3	31	0	18					
Jaray Jenkins	3	23	1	12					
Brian Thomas Jr.	2	22	0	15					
John Emery Jr.	2	15	0	10					
Armoni Goodwin	1	14	0	14					
Mason Taylor	1	11	0	11					
PUNTING	No.	Yds.	Avg.	Long	I20	TB			
Jay Bramblett	6	269	44.8	55	2	1			
FIELD GOALS	Att.	Made	Long	Kicks					
Damian Ramos	1	1	35	Made 35					
ALL RETURNS	Punts			Kickoffs			Intercepted		
	No.	Yds.	Lg.	No.	Yds.	Lg.	No.	Yds.	Lg.
Gregory Calyton Jr.	1	1	1	0	0	0	0	0	0
Javen Nicholas	0	0	0	1	18	18	0	0	0
Jay Ward	0	0	0	0	0	0	1	19	19

**Bulldogs Drop 31-16 Decision At LSU**

Mississippi State led for most of the game, but a late LSU surge was key as the Bulldogs fell to the Tigers 31-16. LSU scored three touchdowns in the fourth quarter to turn away State after the Bulldogs led by as many as 13 points over the course of the evening. Mississippi State built a 13-0 advantage courtesy of a pair of first-half scores. **Jo'quavious Marks** had a 37-yard touchdown run in the first quarter and **Rara Thomas** made a highlight-reel catch on a 13-yard pass from **Will Rogers** in the second to give MSU early momentum. State later added a 45-yard field goal from **Ben Raybon** in the third quarter, but it wasn't enough to hold off the Tigers. Marks and **Dillon Johnson** combined for an even 100 rushing yards. Both had runs of more than 30 yards and set new career longs – Johnson with a 35-yard rush and Marks with his 37-yarder. Rogers completed 24 of his 42 passes for 214 yards and a touchdown. He completed passes to eight different receivers. Thomas led the way for Bulldog pass catchers with his 67 yards receiving. Defensively, **Decamerion Richardson** and **Nathaniel Watson** tied for the team lead with 11 tackles apiece. Watson added a sack. **Nathan Pickering** and **Tyrus Wheat** also recorded sacks for State.

Mississippi State		6	7	3	0	16
LSU		0	7	3	21	31
1st	07:30	MS	Jo'quavious Marks 37 yd rush (Ben Raybon kick missed)			
2nd	02:14	MS	Rara Thomas 13 yd pass from Will Rogers (Ben Raybon kick)			
2nd	00:46	LSU	Jaray Jenkins 8 yd pass from Jayden Daniels (Damian Ramos kick)			
3rd	10:56	LSU	Damian Ramos 35 yd field goal			
3rd	06:31	MS	Ben Raybon 45 yd field goal			
4th	14:11	LSU	Jayden Daniels 3 yd rush (Damian Ramos kick)			
4th	06:53	LSU	Josh Williams 7 yd rush (Damian Ramos kick)			
4th	04:50	LSU	Armoni Goodwin 47 yd rush (Damian Ramos kick)			

Team Stats	MS	LSU
FIRST DOWNS	15	20
Rushing	6	8
Passing	9	11
Penalty	0	1
NET YARDS RUSHING	75	206
Rushing Attempts	22	38
Average Per Rush	3.4	5.4
Rushing Touchdowns	1	3
Yards Gained Rushing	109	221
Yards Lost Rushing	34	15
NET YARDS PASSING	214	210
Completions-Attempts-Int	24-42-1	22-37-0
Average Per Attempt	5.1	5.7
Average Per Completion	8.9	9.5
Passing Touchdowns	1	1
TOTAL OFFENSE YARDS	289	416
Total offense plays	64	75
Average Gain Per Play	4.5	5.5
Fumbles: Number-Lost	2-1	1-1
Penalties: Number-Yards	3-40	7-39
PUNTS-YARDS	6-268	6-269
KICKOFFS-YARDS	4-258	6-361
Punt returns: Number-Yards-TD	3-47-0	1-1-0
Kickoff returns: Number-Yds-TD	2-64-0	1-18-0
Interceptions: Number-Yds-TD	0-0-0	1-19-0
Fumble Returns: Number-Yds-TD	0-0-0	0-0-0
Possession Time	27:18	32:42
Third-Down Conversions	3 of 14	6 of 15
Fourth-Down Conversions	1 of 4	1 of 2
Red-Zone Scores-Chances	1-1	4-4
Sacks By: Number-Yards	3-12	4-28
PAT Kicks	1-2	4-4
Field Goals	1-1	1-1
Points off turnovers	0	7

GAME 1: MISSISSIPPI STATE VS. MEMPHIS

Memphis

Mississippi State

23

49

Sept. 3, 2022

David Wade Stadium

Starkville, Miss.

54,360

MISSISSIPPI STATE

RUSHING								
Dillon Johnson	Att.	Gain	Lost	Net	TD	Long	Avg.	
Jo'quavious Marks	14	67	0	67	0	10	4.8	
Simeon Price	12	36	0	36	2	7	3.0	
Will Rogers	4	10	0	10	0	3	2.5	
	4	0	16	-16	0	0	(-4.0)	
PASSING								
Will Rogers	Com	Att	Int	Yds	TD	Long	Sacks	
	38	49	1	450	5	35	1	
RECEIVING								
Dillon Johnson	No.	Yds.	TD	Long				
Rara Thomas	6	39	0	12				
Rufus Harvey	5	81	1	27				
Lideatrick Griffin	5	61	1	33				
Caleb Ducking	5	60	0	17				
Jaden Walley	3	73	1	35				
Antonio Harmon	3	30	1	12				
Jamire Calvin	3	30	0	13				
Jo'quavious Marks	3	11	0	7				
Justin Robinson	2	21	0	12				
Simeon Price	1	23	1	23				
Austin Williams	1	20	0	20				
	1	1	0	1				
PUNTING								
Archer Trafford	No.	Yds.	Avg.	Long	I20	TB		
George Georgopoulos	1	53	53.0	53	0	0		
	1	32	32.0	32	1	0		
FIELD GOALS								
-- None --	Att.	Made	Long	Kicks				
ALL RETURNS								
Austin Williams	Punts			Kickoffs			Intercepted	
Lideatrick Griffin	No.	Yds.	Lg.	No.	Yds.	Lg.	No.	Yds.
	2	5	3	0	0	0	0	0
	0	0	0	1	37	37	0	0

MEMPHIS								
RUSHING								
Jevyon Ducker	Att.	Gain	Lost	Net	TD	Long	Avg.	
Brandon Thomas	5	63	0	63	1	50	12.6	
Asa Martin	7	34	1	33	0	18	4.7	
Seth Henigan	3	20	0	20	0	14	6.7	
Gabriel Rogers	5	19	2	17	1	8	3.4	
	1	0	4	-4	0	0	(-4.0)	
PASSING								
Seth Henigan	Com	Att	Int	Yds	TD	Long	Sacks	
	19	30	0	165	1	43	1	
RECEIVING								
Eddie Lewis	No.	Yds.	TD	Long				
Asa Martin	6	38	1	15				
Gabriel Rogers	5	58	0	43				
Caden Prieskorn	2	33	0	21				
Javon Ivory	2	25	0	17				
Jevyon Ducker	2	1	0	2				
Marcayll Jones	1	7	0	7				
	1	3	0	3				
PUNTING								
Joe Doyle	No.	Yds.	Avg.	Long	I20	TB		
	6	252	42.0	51	1	0		
FIELD GOALS								
Chris Howard	Att.	Made	Long	Kicks				
	1	1	42	made 42				
ALL RETURNS								
Eddie Lewis	Punts			Kickoffs			Intercepted	
Gabriel Rogers	No.	Yds.	Lg.	No.	Yds.	Lg.	No.	Yds.
Asa Martin	1	19	19	0	0	0	0	0
Quindell Johnson	0	0	0	5	117	29	0	0
	0	0	0	1	0	0	0	0
	0	0	0	0	0	0	1	0

**Bulldogs Roll To 49-23 Win Over Memphis In Opener**

A dominant first half set the tone as Mississippi State rode its early success to an eventual 49-23 win over Memphis in the season opener at Davis Wade Stadium. The Bulldogs outscored the Tigers 28-3 over the first two quarters on the way to victory. About the only thing that could slow down MSU early on was the weather. Lightning in the area delayed the contest for more than two hours. MSU scored touchdowns on four of its first five drives. Quarterback **Will Rogers** threw a pair of touchdown passes in the game's opening stanza – one a 23-yarder to **Rara Thomas** and the other a nine-yard strike to **Jaden Walley**. **Jo'quavious Marks** added a couple of second-quarter rushing touchdowns to account for State's scoring before the intermission. The Bulldog defense was also impressive over the first two quarters. State limited Memphis to only 29 first-half yards and just 1.8 yards per play. The Tigers did find the end zone three times in the second half. However, MSU denied a Tiger comeback with three more touchdowns of its own. Rogers hit **Caleb Ducking**, **Rufus Harvey** and **Justin Robinson** with scoring tosses over the contest's final 30 minutes to cement the victory. Rogers went on to throw for 450 yards and five touchdowns. It was the sixth time in his State career that he's eclipsed the 400-yard mark and the five scoring passes were tied for second in MSU single-game history. A dozen different Bulldogs caught passes from Rogers, led by Thomas who accumulated 81 yards on his five catches. Seven MSU players tallied at least 30 yards receiving. **Dillon Johnson** led State with his 63 rushing yards. On defense, last season's returning tackler **Jett Johnson** carried over his 2021 success into a new year with a team-best 13 stops.

Memphis	0	3	7	13	23
Mississippi State	14	14	7	14	49
1st	09:53	MS	Rara Thomas 23 yd pass from Will Rogers (Massimo Biscardi)		
	00:53	MS	Jaden Walley 9 yd pass from Will Rogers (Massimo Biscardi)		
2nd	13:57	MEM	Chris Howard 42 yd field goal		
	10:00	MS	Jo'quavious Marks 1 yd rush (Massimo Biscardi)		
	01:40	MS	Jo'quavious Marks 2 yd rush (Massimo Biscardi)		
3rd	10:48	MS	Caleb Ducking 35 yd pass from Will Rogers (Massimo Biscardi kick)		
	07:37	MEM	Jevyon Ducker 50 yd rush (Chris Howard kick)		
4th	10:13	MEM	Eddie Lewis 15 yd pass from Seth Henigan (J. Ivory pass from S. Henigan failed)		
	05:59	MS	Rufus Harvey 33 yd pass from Will Rogers (Massimo Biscardi kick)		
	03:14	MEM	Seth Henigan 1 yd rush (Chris Howard kick)		
	02:05	MS	Justin Robinson 23 yd pass from Will Rogers (Massimo Biscardi kick)		

Team Stats			MEM	MS
FIRST DOWNS			13	34
Rushing			6	6
Passing			5	24
Penalty			2	4
NET YARDS RUSHING			129	97
Rushing Attempts			21	34
Average Per Rush			6.1	2.9
Rushing Touchdowns			2	2
Yards Gained Rushing			136	113
Yards Lost Rushing			7	16
NET YARDS PASSING			165	450
Completions-Attempts-Int			19-30-0	38-49-1
Average Per Attempt			5.5	9.2
Average Per Completion			8.7	11.8
Passing Touchdowns			1	5
TOTAL OFFENSE YARDS			294	547
Total offense plays			51	83
Average Gain Per Play			5.8	6.6
Fumbles: Number-Lost			1-1	1-1
Penalties: Number-Yards			8-44	5-55
PUNTS-YARDS			6-252	2-85
KICKOFFS-YARDS			4-258	8-483
Punt returns: Number-Yards-TD			1-19-0	2-5-0
Kickoff returns: Number-Yds-TD			6-117-0	1-37-0
Interceptions: Number-Yds-TD			1-0-0	0-0-0
Fumble Returns: Number-Yds-TD			1-5-0	0-0-0
Possession Time			18:49	41:11
Third-Down Conversions			3 of 12	11 of 13
Fourth-Down Conversions			0 of 1	0 of 0
Red-Zone Scores-Chances			2-2	3-4
Sacks By: Number-Yards			1-8	1-2
PAT Kicks			2-2	7-7
Field Goals			1-1	0-0
Points off turnovers			9	0

GAME 2: MISSISSIPPI STATE AT ARIZONA

Mississippi State  
Arizona

39  
17

Sept. 10, 2022  
Arizona Stadium  
Tucson, Ariz.  
46,275

MISSISSIPPI STATE								
RUSHING	Att.	Gain	Lost	Net	TD	Long	Avg.	
Dillon Johnson	11	62	2	60	0	14	5.5	
Jo'quavious Marks	8	55	2	53	1	16	6.6	
Simeon Price	2	2	0	2	0	2	1.0	
Will Rogers	3	6	15	-9	0	6	(-3.0)	
PASSING	Com	Att	Int	Yds	TD	Long	Sacks	
Will Rogers	39	48	1	313	4	20	2	
Sawyer Robertson	1	1	0	7	0	7	0	
RECEIVING	No.	Yds.	TD	Long				
Caleb Ducking	7	56	2	14				
Rufus Harvey	6	54	0	20				
Dillon Johnson	6	34	0	9				
Rara Thomas	5	63	0	18				
Austin Williams	5	31	2	8				
Jo'quavious Marks	5	19	0	11				
Lideatrick Griffin	2	28	0	18				
Jaden Walley	2	12	0	7				
Antonio Harmon	1	16	0	16				
Jamire Calvin	1	7	0	7				
PUNTING	No.	Yds.	Avg.	Long	I20	TB		
George Georgopoulos	2	86	43.0	45	1	0		
Archer Trafford	1	60	60.0	60	1	0		
FIELD GOALS	Att.	Made	Long	Kicks				
Ben Raybon	2	2	39	Made 39, Made 22				
ALL RETURNS	Punts			Kickoffs			Intercepted	
	No.	Yds.	Lg.	No.	Yds.	Lg.	No.	Yds.
Zavion Thomas	2	29	20	0	0	0	0	0
Lideatrick Griffin	0	0	0	1	30	30	0	0
Jalen Green	0	0	0	0	0	0	1	29
Emmanuel Forbes	0	0	0	0	0	0	1	0
Nathaniel Watson	0	0	0	0	0	0	1	51
							51	51
ARIZONA								
RUSHING	Att.	Gain	Lost	Net	TD	Long	Avg.	
Michael Wiley	6	49	0	49	1	34	8.2	
Jonah Coleman	5	12	0	12	0	4	2.4	
DJ Williams	7	13	3	10	0	6	1.4	
Jamarye Joiner	1	2	0	2	0	2	2.0	
TEAM	1	0	8	-8	0	0	(-8.0)	
Jayden de Laura	2	0	25	-25	0	0	(-12.5)	
PASSING	Com	Att	Int	Yds	TD	Long	Sacks	
Jayden de Laura	23	45	3	220	1	30	2	
Noah Fifta	4	8	0	56	0	27	0	
Jamarye Joiner	0	1	0	0	0	0	0	
RECEIVING	No.	Yds.	TD	Long				
Jacob Cowing	7	38	1	10				
Tetairoa McMillan	4	69	0	27				
Michael Wiley	4	54	0	16				
Tanner McLachlan	4	51	0	30				
Dorian Singer	3	39	0	21				
Jonah Coleman	2	8	0	5				
Anthony Simpson	1	8	0	8				
Alex Lines	1	8	0	8				
Rayshon Luke	1	1	0	1				
PUNTING	No.	Yds.	Avg.	Long	I20	TB		
Kyle Ostendorop	4	197	49.2	64	0	1		
FIELD GOALS	Att.	Made	Long	Kicks				
Tyler Loop	1	1	43	Made 43				
ALL RETURNS	Punts			Kickoffs			Intercepted	
	No.	Yds.	Lg.	No.	Yds.	Lg.	No.	Yds.
Treydan Stukes	0	0	0	0	0	0	1	11

**Dawgs Take 39-17 Win Over Arizona**

Facing its first road test of the season, Mississippi State emerged from the desert with a 39-17 win over Arizona. Bulldog quarterback **Will Rogers** threw for 313 yards and four touchdowns and running backs **Dillon Johnson** and **Jo'quavious Marks** combined to rush for 113 yards and a score to power the MSU offensive attack. Defensively, State forced three Arizona turnovers with three different Bulldogs recording interceptions as MSU kept the Wildcats at bay. **Jalen Green**, **Emmanuel Forbes** and **Nathaniel Watson** all had picks that halted Arizona drives. Two of the three interceptions led to Bulldog touchdowns on the ensuing possessions. A pair of Mississippi State receivers had a couple of touchdown receptions as **Austin Williams** and **Caleb Ducking** had two apiece. Ducking ended the game with a team-best seven receptions. **Rara Thomas** led the way in receiving yardage with 63. In all, 10 different Bulldogs caught passes with half of them racking up more than 30 yards. State led the way for most of the evening. After Arizona found the end zone on its first possession, MSU responded with 15 unanswered first-quarter points. Marks put the Bulldogs on the board with a nine-yard rush midway through the first quarter and just over four minutes later – after Green's interception – Rogers delivered a nine-yard scoring toss to Ducking. Though MSU missed both extra point attempts on its first two scores, the Bulldogs were able to add a first-quarter field goal courtesy of **Ben Raybon**'s 39-yarder. Raybon added a 22-yarder just before halftime. It gave Mississippi State an 18-10 lead at the intermission. The Bulldogs ultimately pulled away in the second half as they outscored the Wildcats 21-7 over the final two quarters. Rogers found Williams on touchdown passes in both the third and fourth periods. Williams' first score was a five-yard catch ahead of a four-yarder in the game's final quarter that came on a possession that started via Watson's pick. Ducking put the exclamation point on the victory with a two-yard touchdown reception with just over three minutes to play.

Mississippi State		15	3	7	14	39
Arizona		7	3	7	0	17
1st	12:57	ARI	Michael Wiley 34 yd rush (Tyler Loop kick)			
	09:14	MS	Jo'quavious Marks 9 yd rush (Massimo Biscardi kick missed)			
	05:27	MS	Caleb Ducking 9 yd pass from Will Rogers (Massimo Biscardi kick missed)			
	00:40	MS	Ben Raybon 39 yd field goal			
2nd	12:55	ARI	Tyler Loop 43 yd field goal			
	00:33	MS	Ben Raybon 22 yd field goal			
3rd	10:45	MS	Austin Williams 5 yd pass from Will Rogers (Ben Raybon kick)			
	07:37	ARI	J. Cowing 2 yd pass from Jayden de Laura (Tyler Loop kick)			
4th	14:17	MS	Austin Williams 4 yd pass from Will Rogers (Ben Raybon kick)			
	03:18	MS	Caleb Ducking 2 yd pass from Will Rogers (Ben Raybon kick)			

Team Stats		MS	ARI
FIRST DOWNS		27	19
Rushing		9	3
Passing		15	13
Penalty		3	3
NET YARDS RUSHING		106	40
Rushing Attempts		24	22
Average Per Rush		4.4	1.8
Rushing Touchdowns		1	1
Yards Gained Rushing		125	76
Yards Lost Rushing		19	36
NET YARDS PASSING		320	276
Completions-Attempts-Int		40-49-1	27-54-3
Average Per Attempt		6.5	5.1
Average Per Completion		8.0	10.2
Passing Touchdowns		4	1
TOTAL OFFENSE YARDS		426	316
Total offense plays		74	76
Average Gain Per Play		5.8	4.2
Fumbles: Number-Lost		2-2	0-0
Penalties: Number-Yards		7-80	6-46
PUNTS-YARDS		3-146	4-197
KICKOFFS-YARDS		8-520	4-260
Punt returns: Number-Yards-TD		2-29-0	0-0-0
Kickoff returns: Number-Yds-TD		1-30-0	0-0-0
Interceptions: Number-Yds-TD		3-80-0	1-11-0
Fumble Returns: Number-Yds-TD		0-0-0	1-47-0
Possession Time		36:57	23:03
Third-Down Conversions		5 of 12	4 of 14
Fourth-Down Conversions		1 of 1	1 of 4
Red-Zone Scores-Chances		6-6	1-2
Sacks By: Number-Yards		2-25	2-15
PAT Kicks		3-5	2-2
Field Goals		2-2	1-1
Points off turnovers		13	10



THE LAST TIME MISSISSIPPI STATE...

TEAM

Defense

Allowed 60+ points	South Carolina, 1995 (65)
Allowed 50+ points	at Auburn, 2019 (56)
Allowed 40+ points	Alabama, 2021 (49)
Allowed 30+ points	at LSU, 2022 (31)
Held opponent scoreless	Charleston Southern, 2017 (49-0)
Held opponent scoreless at Scott Field	Charleston Southern, 2017 (49-0)
Held opponent scoreless on the road	at South Carolina, 1998 (38-0)
Held opponent scoreless at neutral site	vs. Kansas, 1981 (10-0)
Held two opponents scoreless in one season	2014 (Southern Miss, 49-0; Vanderbilt, 51-0)
Held three opponents scoreless in one season	1963 (Samford, 43-0; at Tennessee, 7-0; Houston, 20-0)
Held an SEC opponent scoreless	Vanderbilt, 2014 (51-0)
Held two SEC opponents scoreless in one season	1998 (Vanderbilt, 42-0; at South Carolina, 38-0)
Held opponent without an offensive touchdown	at Vanderbilt, 2021 (45-6)
Held opponent to 10 or fewer first downs	at Vanderbilt, 2021 (5)
Held opponent to 0 or fewer yards rushing	vs. Iowa, 2018 (-15 yds, 20 att.)
Held opponent to 25 or fewer yards rushing	at Vanderbilt, 2021 (9 yds., 17 att.)
Held opponent to 50 or fewer yards rushing	at Arizona, 2022 (40 yds., 22 att.)
Held opponent to 50 or fewer yards passing	Charleston Southern, 2017 (15)
Held opponent to 100 or fewer yards passing	at Kentucky, 2020 (73)
Held opponent to 100 or fewer yards total offense	Charleston Southern, 2017 (33)
Held opponent to 200 or fewer yards total offense	at Vanderbilt, 2021 (155)
Held opponent to 250 or fewer yards total offense	Kentucky, 2021 (216)
Recorded six+ takeaways	at Kentucky, 2007 (6; 3 INT, 3 fumbles)
Recorded five+ takeaways	Vanderbilt, 2020 (5; 3 INT, 2 fumbles)
Intercepted five+ passes	at Memphis, 2002 (5)
Intercepted four+ passes	at Middle Tennessee, 2009 (4)
Intercepted three+ passes	at Arizona, 2022 (3)
Returned three+ interceptions for TDs	Arkansas State, 1994 (Walt Harris, 41 yards; Jimmy Lipscomb, 28 yards; Dwayne Curry, 29 yards)
Returned two+ interceptions for TDs	Jackson State, 2012 (Darius Slay, 52 yards; Matthew Wells, 22 yards)
Returned one interception for a TD	vs. Tulsa, 2020 (Emmanuel Forbes, 90 yards)
Two players had 2+ interceptions	at Middle Tennessee State, 2009 (Corey Broomfield, 2; Johnthan Banks, 2)
Returned a fumble for a TD	at Louisiana Tech, 2017 (Jeffery Simmons, 90 yards)
Scored a safety	at Texas A&M, 2021
Scored two+ safeties	Charleston Southern, 2017 (2)
Recorded nine+ sacks	at Ole Miss, 1996 (9)
Recorded eight+ sacks	Oklahoma State, 1999 (8)
Recorded seven+ sacks	at LSU, 2020 (7)
Recorded six+ sacks	at LSU, 2020 (7)
Recorded five+ sacks	vs. Tulsa, 2020 (5)
Did not record a sack	Kentucky, 2021
Recorded 10+ tackles for loss	at Georgia, 2020 (11)
Had four players record 10+ tackles	Texas A&M, 2012 (B. McKinney, 14; C. Lawrence, 13; N. Whitley, 12; M. Wells, 10)
Had three players record 10+ tackles	Alabama, 2021 (N. Watson, 16; F. Peters, 10; J. Johnson, 10)
Had two players record 10+ tackles	LSU, 2022 (N. Watson, 11; D. Richardson, 11)

Passing

Had 500+ yards passing	at LSU, 2020 (623)
Had 450+ yards passing	Memphis, 2022 (450)
Had 400+ yards passing	at Auburn, 2021 (415)
Had 300+ yards passing	at Arizona, 2022 (320)
Had 70+ pass attempts	at Kentucky, 2020 (70)
Had 60+ pass attempts	at Vanderbilt, 2021 (64)
Had 50+ pass attempts	at Arizona, 2022 (50)
Had 40+ pass attempts	at LSU, 2022 (42)
Had 30+ pass attempts	at LSU, 2022 (42)
Had 45+ pass completions	at Vanderbilt, 2021 (46)
Had 40+ pass completions	at Auburn, 2021 (44)
Had 35+ pass completions	at Arizona, 2022 (39)
Had 30+ pass completions	at Arizona, 2022 (39)
Had five+ passing TDs	Memphis, 2022 (5)
Had four+ passing TDs	at Arizona, 2022 (4)
Had three+ passing TDs	at Arizona, 2022 (4)

Rushing

Had 400+ yards rushing	at Arkansas, 2019 (460)
Had 300+ yards rushing	Abilene Christian, 2019 (372)
Had 250+ yards rushing	Abilene Christian, 2019 (372)
Had 70+ rushing attempts	Arkansas, 2010 (70)
Had 60+ rushing attempts	Ole Miss, 2017 (62)
Had 50+ rushing attempts	at Arkansas, 2019 (57)
Had seven+ rushing TDs	Middle Tennessee State, 2010 (7)
Had six+ rushing TDs	Louisiana, 2018 (6)
Had five+ rushing TDs	Louisiana, 2018 (6)
Had four+ rushing TDs	at Arkansas, 2019 (4)
Had three+ rushing TDs	Kentucky, 2021 (3)
Had two+ players with 100 yards rushing	at Arkansas, 2019 (Kylín Hill, 234; Nick Gibson, 129)
Had three+ players with 100 yards rushing	ULM, 1996 (Tony Buckhalter, 119; Nakia Greer, 110; Robert Isaac, 103)

Receiving

Had two players with 100+ yards receiving	at LSU, 2020 (Kylín Hill, 158; Osirus Mitchell, 183; JaVonta Payton, 122)
Had three players with 100+ yards receiving	at LSU, 2020 (Kylín Hill, 158; Osirus Mitchell, 183; JaVonta Payton, 122)
Had 10+ different receivers catch a pass	at Arizona, 2022 (10)
Had eight+ different receivers catch a pass	at LSU, 2022 (8)

Total Offense/Scoring

Had 600+ yards total offense	at LSU, 2020 (632)
Had 550+ yards total offense	at LSU, 2020 (632)
Had 500+ yards total offense	Memphis, 2022 (547)
Had 400+ yards total offense	at Arizona, 2022 (426)
Totaled 100+ plays	Arkansas, 2010 (100)
Totaled 90+ plays	Ole Miss, 2017 (94)
Totaled 80+ plays	Memphis, 2022 (83)
Totaled 70+ plays	at Arizona, 2022 (74)
Had 40 minutes+ of possession time	Memphis, 2022 (41:11)
Had 35 minutes+ of possession time	at Arizona, 2022 (36:40)
Had 30+ first downs	Memphis, 2022 (34)
Had 20+ first downs	at Arizona, 2022 (26)
Scored 60+ points	Stephen F. Austin, 2018 (63)
Scored 50+ points	Missouri, 2020 (51)
Scored 40+ points	Memphis, 2022 (49)
Scored 30+ points	at Arizona, 2022 (39)
Scored a two-point conversion passing	LSU, 2021 (Will Rogers to Malik Heath)
Scored a two-point conversion rushing	Ole Miss, 2017 (Keytaon Thompson rush)
Attempted a two-point conversion	at Auburn, 2021 (Jo'quavious Marks rush failed)
Was held scoreless	at Alabama, 2020 (0-41)
Was held scoreless at Scott Field	LSU, 2007 (0-45)
Was held scoreless on the road	at Alabama, 2020 (0-41)
Was held scoreless at a neutral site	vs. Florida, 1989 (0-21)
Had 20+ penalties	vs. Clemson, 1999 (21)
Had 10+ penalties	at Arkansas, 2021 (10)
Had 100+ yards in penalties	vs. Tulsa, 2020 (102)
Had 300-yard passer and 100-yard rusher in a game	BYU, 2001 (Kevin Fant 346 pass & Dencenzo Miller 119 rush)
Had 100-yard receiver and 100-yard rusher in a game	Stephen F. Austin, 2018 (Osirus Mitchell 114 receiving & Keytaon Thompson 109 rush)

Turnovers

Did not commit a turnover	at Auburn, 2021
Did not commit a turnover in back-to-back games	Vanderbilt & at Georgia, 2020
Committed eight+ turnovers	at Arkansas, 2003 (8; 6 INT; 2 fumbles)
Committed seven+ turnovers	LSU, 2007 (7; 6 INT, 1 fumble)
Committed six+ turnovers	at Kentucky, 2020 (6; 6 INT)
Committed five+ turnovers	at Kentucky, 2020 (6; 6 INT)
Had five+ fumbles	Georgia Tech, 2009 (5)
Lost four+ fumbles	Georgia Tech, 2009 (4)
Lost three+ fumbles	Louisiana Tech, 2021 (3)
Threw six+ interceptions	at Kentucky, 2020 (6)
Threw five+ interceptions	at Kentucky, 2020 (6)
Threw four+ interceptions	at Kentucky, 2020 (6)
Threw three+ interceptions	Alabama, 2021 (3)
Did not cause a turnover	vs. Texas Tech, 2021

Special Teams

Returned a punt for a TD	UMass, 2017 (Dedrick Thomas - 82)
Returned a blocked punt for a TD	at Louisiana Tech, 2017 (Jeffery Simmons - 90)
Returned a kickoff for a TD	NC State, 2021 (Lideatrick Griffin - 100)
Returned a blocked FG for a TD	Southern Miss, 2014 (Jay Hughes - 70)
Returned a blocked PAT kick	vs. Texas A&M, 2000 (Julius Griffith)
Blocked three punts	LSU, 1999 (3; Robert Bean, Eugene Clinton, Rob Knight)
Blocked two punts	LSU, 1999 (3; Robert Bean, Eugene Clinton, Rob Knight)
Blocked one punts	at Louisiana Tech, 2017 (Jeffery Simmons)
Blocked a field goal	at Auburn, 2021 (Cameron Young)
Blocked a PAT kick	vs. Miami (Ohio), 2016 (Johnathan Calvin)
Punted 10+ times	at Alabama, 2020 (10)
Did not punt	Troy, 2013
Had a punt blocked	at Auburn, 2021
Had a field goal blocked	at Arkansas, 2013 (Devon Bell; 28-yard attempt)
Had a kicking PAT blocked	at Louisiana Tech, 2017
Missed a kicking PAT	at LSU, 2022
Recovered an onside kick	vs. Tulsa, 2020
Recovered two onside kicks	Missouri, 2020

INDIVIDUAL

Defense

Intercepted three+ passes	Mark McLaurin; vs. Louisville, 2017 (3)
Intercepted two+ passes	Emmanuel Forbes; Missouri, 2020 (2)
Returned two interceptions for a touchdown	Johnthan Banks; at Florida, 2009
Returned one interception for a touchdown	Emmanuel Forbes; vs. Tulsa, 2020
Recovered two+ fumbles	Leo Lewis; at Auburn, 2019 (2)
Forced two+ fumbles	Tyrus Wheat; Vanderbilt, 2020 (2)
Recorded five+ sacks	Greg Favors; at Ole Miss, 1996 (5.5)
Recorded four+ sacks	Greg Favors; at Ole Miss, 1996 (5.5)
Recorded three+ sacks	Montez Sweat; Auburn, 2018 (3.0)
Recorded two+ sacks	Tyrus Wheat; at Vanderbilt, 2021 (2.0)
Recorded five+ tackles for loss	Deljuan Robinson; Auburn, 2006 (5.0)
Recorded four+ tackles for loss	A.J. Jefferson; South Alabama, 2016 (4.0)
Recorded three+ tackles for loss	Kobe Jones; vs. Louisville, 2019 (3.5)
Recorded 20+ tackles	Mario Haggan; Arkansas, 2000 (20)
Recorded 10+ tackles	Decameron Richardson; (11 at LSU); Nathaniel Watson; (11) at LSU, 2022
Recorded 10+ tackles in back-to-back games	Erroll Thompson, 2020; Texas A&M (11), at Alabama (11)

Passing

Passed for 600+ yards	K.J. Costello; at LSU, 2020 (623)
Passed for 500+ yards	K.J. Costello; at LSU, 2020 (623)
Passed for 400+ yards	Will Rogers; Memphis, 2022 (450)
Passed for 300+ yards	Will Rogers; at Arizona, 2022 (313)
Attempted 60+ passes	Will Rogers; LSU, 2021 (62)
Attempted 50+ Passes	Will Rogers; vs. Texas Tech, 2021 (53)
Attempted 40+ passes	Will Rogers; at LSU, 2022 (42)
Attempted 30+ passes	Will Rogers; at LSU, 2022 (42)
Completed 40+ passes	Will Rogers; at Auburn, 2021 (44)
Completed 35+ passes	Will Rogers; at Arizona, 2022 (39)
Completed 30+ passes	Will Rogers; at Arizona, 2022 (39)
Threw five+ touchdown passes	Will Rogers; Memphis, 2022 (5)
Threw four+ touchdown passes	Will Rogers; at Arizona, 2022 (4)
Threw three+ touchdown passes	Will Rogers; at Arizona, 2022 (4)
Threw six+ interceptions	Michael Henig; LSU, 2007 (6)
Threw five+ interceptions	Michael Henig; LSU, 2007 (6)
Threw four+ interceptions	K.J. Costello; at Kentucky, 2020 (4)
Threw three+ interceptions	Will Rogers; Alabama, 2021 (3)
Completed pass for 90+ yards	Kevin Fant to Terrell Grindle; Kentucky, 2002 (91)
Completed pass for 80+ yards	Tommy Stevens to Kylin Hill; Abilene Christian, 2019 (88)
Completed pass for 70+ yards	K.J. Costello to Kylin Hill; at LSU, 2020 (75)
Completed pass for 60+ yards	K.J. Costello to Kylin Hill; at LSU, 2020 (75)
Completed pass for 50+ yards	Will Rogers to Jaden Walley; at Georgia, 2020 (51)

Rushing

Rushed 40+ times	Michael Davis; Ole Miss, 1993 (40)
Rushed 35+ times	James Johnson; Alabama, 1998 (36)
Rushed 30+ times	Vick Ballard; Arkansas, 2010 (33)
Rushed for 250+ yards	Nick Fitzgerald; at Ole Miss, 2016 (258)
Rushed for 200+ yards	Kylin Hill; at Arkansas, 2019 (234)
Rushed for 150+ yards	Kylin Hill; Abilene Christian, 2019 (153)
Rushed for 100+ yards	Kylin Hill; Ole Miss, 2019 (132)
Rushed for 100+ yards (QB)	Garrett Shrader; Kentucky, 2019 (125)
Rushed for four+ touchdowns	Nick Fitzgerald; Louisiana, 2018 (4)
Rushed for three+ touchdowns	Kylin Hill; at Arkansas, 2019 (3)
Rushed for two+ touchdowns	Jo'quavious Marks; Memphis, 2022 (2)
Had a run of 80+ yards	James Johnson; at Alabama, 1997 (83)
Had a run of 70+ yards	Nick Fitzgerald; Texas A&M, 2018 (76)
Had a run of 60+ yards	Kylin Hill; at Arkansas, 2019 (62)
Had a run of 50+ yards	Kylin Hill; at Arkansas, 2019 (62)

Receiving

Caught 15+ passes	Kylin Hill; at Kentucky, 2020 (15)
Caught 10+ passes	Makai Polk; at Texas A&M, 2021 (13)
Had 200+ yards receiving	Donald Gray; Samford, 2016 (207)
Had 150+ yards receiving	Jaden Walley; at Ole Miss, 2020 (167)
Had 100+ yards receiving	Makai Polk; at Arkansas, 2021 (117)
Caught three+ TD passes	Donald Gray; Samford, 2016 (3)
Caught two+ TD passes	Caleb Ducking and Austin Williams; at Arizona, 2022 (2)

Total Offense/Scoring

Had 550+ yards total offense	K.J. Costello; at LSU, 2020 (585)
Had 500+ yards total offense	K.J. Costello; at LSU, 2020 (585)
Had 400+ yards total offense	Will Rogers; Memphis, 2022 (434)
Had 300+ yards total offense	Will Rogers; at Arizona, 2022 (304)
Had both 100 yards passing and rushing	Garrett Shrader; Kentucky, 2019 (125 rush, 180 pass)
Scored four+ touchdowns	Nick Fitzgerald; Louisiana, 2018 (4 rush)
Scored three+ touchdowns	Jo'quavious Marks; Louisiana Tech, 2021 (2 rush, 1 receiving)
Scored two+ touchdowns	Caleb Ducking and Austin Williams; at Arizona, 2022 (2 receiving)
Five+ touchdowns responsible for	Will Rogers; Memphis, 2022 (5 pass)
Four+ touchdowns responsible for	Will Rogers; at Arizona, 2022 (4 pass)
Three+ touchdowns responsible for	Will Rogers; at Arizona, 2022 (4 pass)
Scored two+ non-offensive TDs	Jeffery Simmons; at Louisiana Tech, 2017 (FR & blocked punt)

Special Teams

Scored 15+ points kicking	Derek DePasquale; UAB, 2010 (17)
Scored 10+ points kicking	Brandon Ruiz; Missouri, 2020 (12)
Attempted five+ field goals	Derek DePasquale; UAB, 2010 (5-for-5)
Attempted four+ field goals	Derek DePasquale; UAB, 2010 (5-for-5)
Attempted three+ field goals	Brandon Ruiz; Alabama, 2021 (3-for-3)
Made one field goal of 50+ yards	Jace Christmann; at Tennessee, 2019 (51)
Attempted two field goals of 50+ yards	Brian Hazelwood; Memphis, 1997 (51, 53)
Attempted one field goal of 50+ yards	Brandon Ruiz; Louisiana Tech, 2021 (52)
80+ yard punt	Mike Patrick; at Alabama, 1974
70+ yard punt	Tucker Day; LSU, 2019 (70)
60+ yard punt	Archer Trafford; at Arizona, 2022 (60)
Punted 10+ times	Blake McAdams; at Ole Miss, 2008 (12)
Totaled 175+ kickoff return yards	Jameon Lewis; at Ole Miss, 2012 (183, 5 ret.)
Totaled 150+ kickoff return yards	Jameon Lewis; at Ole Miss, 2012 (183, 5 ret.)
Totaled 100+ kickoff return yards	Lideatrick Griffin, NC State, 2021 (100, 1 ret.)
Returned a kickoff off for a touchdown	Lideatrick Griffin, NC State, 2021 (100 yards)
Returned the opening kickoff off for a touchdown	Lideatrick Griffin, NC State, 2021 (100 yards)

THE LAST TIME AN OPPONENT...

TEAM

Defense

Held MSU to 10 or fewer first downs	at Alabama, 2018 (7)
Recorded 10+ sacks	at Ole Miss, 2008 (11)
Recorded nine+ sacks	Alabama, 2019 (9)
Recorded eight+ sacks	Alabama, 2019 (9)
Recorded seven+ sacks	Alabama, 2021 (7)
Recorded six+ sacks	Alabama, 2021 (7)
Recorded five+ sacks	Alabama, 2021 (7)
Scored one safety	Texas A&M, 2013
Scored multiple safeties	Florida, 2005 (2)
Held MSU to 0 or fewer yards rushing	Alabama, 2021 (minus-1)
Held MSU to 25 or fewer yards rushing	Alabama, 2021 (minus-1)
Held MSU to 50 or fewer yards rushing	Alabama, 2021 (minus-1)
Held MSU to 50 or fewer yards passing	Florida, 2010 (33)
Held MSU to 100 or fewer yards passing	Auburn, 2018 (69)
Held MSU to 100 or less yards total offense	at Ole Miss, 2008 (37)
Held MSU to 200 or less yards total offense	at Alabama, 2020 (200)
Held MSU to 300 or less yards total offense	at LSU, 2022 (289)
Held MSU to 100 or fewer yards both rushing & passing	at Ole Miss, 2008 (minus-51 rush, 88 pass)
Returned an interception for a TD	Alabama, 2021 (Jordan Battle; 40 yards)
Returned a fumble for a TD	at Memphis, 2021 (Blake Sanchez 49-yd fumble recovery)

Passing

Had 450+ yards passing	Samford, 2016 (468)
Had 400+ yards passing	at Georgia, 2020 (401)
Had 300+ yards passing	at Auburn, 2021 (377)
Had 60+ pass attempts	Samford, 2016 (70)
Had 50+ pass attempts	at Arizona, 2022 (54)
Had 40+ pass attempts	at Arizona, 2022 (54)
Had 40+ pass completions	Samford, 2016 (42)
Had 30+ pass completions	NC State, 2021 (33)
Had 20+ pass completions	at LSU, 2022 (22)
Threw five+ passing TDs	Alabama, 2016 (5)
Threw four+ passing TDs	Alabama, 2021 (4)
Threw three+ passing TDs	Alabama, 2021 (4)

Rushing

Had 400+ yards rushing	Georgia Tech, 2014 (452)
Had 300+ yards rushing	Arkansas, 2016 (357)
Had 200+ yards rushing	at LSU, 2022 (206)
Had 70+ rushing attempts	Oklahoma State, 1998 (71)
Had 60+ rushing attempts	Georgia Tech, 2014 (61)
Had 50+ rushing attempts	Auburn, 2016 (58)
Had 40+ rushing attempts	vs. Texas Tech, 2021 (44)
Had six+ rushing TDs	Auburn, 2019 (6)
Had five+ rushing TDs	Auburn, 2019 (6)
Had four+ rushing TDs	Texas A&M, 2019 (4)
Had two players with 100 yards rushing	Arkansas, 2016 (Rawleigh Williams III 205, Dewwah Whaley 112)

Receiving

Had two players with 100 yards receiving in a game	at Auburn, 2021 (Hudson, Kobe, 107; Johnson, JaVarrius, 112)
Had 10+ players catch a pass	Vanderbilt, 2021 (10)
Had eight+ players catch a pass	at LSU, 2022 (8)

Total Offense/Scoring

Had 600+ yards total offense	Arkansas, 2016 (661)
Had 500+ yards total offense	vs. Texas Tech, 2021 (512)
Had 400+ yards total offense	at LSU, 2022 (416)
Totaled 100+ plays	Samford, 2016 (104)
Totaled 90+ plays	Samford, 2016 (104)
Totaled 80+ plays	vs. Tulsa, 2020 (86)
Totaled 70+ plays	at LSU, 2022 (75)
Successful two-point conversion	at Arkansas, 2021 (rush)
Failed two-point conversion	Memphis, 2022 (pass)
Had 30+ first downs	Vanderbilt, 2020 (30)
Had 20+ first downs	at LSU, 2021 (20)
Had 10+ penalties	at Arkansas, 2021 (11)
Had 100+ yards in penalties	LSU, 2017 (112)
Had 35 minutes+ of possession time	Louisiana Tech, 2017 (36:08)
Had two 100-yard rushers and one 100-yard receiver	Georgia Tech, 2014 (Days, 171 rush; Thomas, 121 rush; Waller, 114 rec.)
Had one 100-yard rusher and one 100-yard receiver	Vanderbilt, 2020 (Henry-Brooks, 115 rush; Johnson 114 rec.)

Turnovers

Committed six+ turnovers	at Kentucky, 2007 (6; 3 INT, 2 fumbles)
Committed five+ turnovers	Vanderbilt, 2020 (5; 3 INT, 2 fumbles)
Did not commit a turnover	vs. Texas Tech, 2021
Had five+ fumbles	Ole Miss, 2011 (6)
Had four+ fumbles	Charleston Southern, 2017 (4)
Had three+ fumbles	at Auburn, 2020 (3)
Lost four+ fumbles	LSU, 2004 (4)
Lost three+ fumbles	Auburn, 2019 (3)

INDIVIDUAL

Defense

Intercepted three+ passes	Craig Steltz; LSU, 2007 (3)
Intercepted two+ passes	Jordan Battle; Alabama, 2021 (2)
Recorded three+ sacks	Will Anderson Jr.; Alabama, 2021 (4.0)
Recorded two+ sacks	Tyree Wilson; vs. Texas Tech, 2021 (2.0)

Passing

Passed for 450+ yards	Devlin Hodges; Samford, 2016 (468)
Passed for 400+ yards	JT Daniels; at Georgia, 2020 (401)
Passed for 300+ yards	Bo Nix; at Auburn, 2021 (377)
Attempted 60+ passes	Devlin Hodges; Samford, 2016 (69)
Attempted 50+ passes	Devlin Hodges; Samford, 2016 (69)
Attempted 40+ passes	Jayden de Laura; at Arizona, 2022 (45)
Completed 40+ passes	Devlin Hodges; Samford, 2016 (42)
Completed 30+ passes	Ken Seals; Vanderbilt, 2020 (31)
Completed 20+ passes	Jayden Daniels; at LSU, 2022 (22)
Threw five+ touchdown passes	Brandon Allen; Arkansas, 2015 (7)
Threw four+ touchdown passes	Bryce Young; Alabama, 2021 (4)
Threw three+ touchdown passes	Bryce Young; Alabama, 2021 (4)
Completed a pass for 80+ yards	Matt Corral to Brayton Sanders; at Ole Miss, 2020 (81)
Completed a pass for 70+ yards	Bryce Young to Jameson Williams; Alabama, 2021 (75)
Completed a pass for 60+ yards	Mike Wright to Devin Boddie; at Vanderbilt, 2021 (61)
Completed a pass for 50+ yards	Donovan Smith to Jerand Bradley; vs. Texas Tech, 2021 (52)

Rushing

Rushed 40+ times	Deuce McAllister; Ole Miss, 1998 (40)
Rushed 35+ times	Kamryn Pettway; Auburn, 2016 (39)
Rushed 30+ times	Kamryn Pettway; Auburn, 2016 (39)
Rushed for 200+ yards	Rawleigh Williams III; Arkansas, 2016 (205)
Rushed for 150+ yards	Tank Bigsby; Auburn, 2020 (192)
Rushed for 100+ yards	Tahj Brooks; vs. Texas Tech, 2021 (107)
Rushed for five+ touchdowns	Carnell Williams; Auburn, 2003 (6)
Rushed for four+ touchdowns	Benny Snell; at Kentucky, 2018 (4)
Had a run of 80+ yards	Marquis Young; UMass, 2016 (83)
Had a run of 70+ yards	Lamar Jackson; vs. Louisville, 2017 (75)
Had a run of 60+ yards	Lamar Jackson; vs. Louisville, 2017 (75)
Had a run of 50+ yards	Jevyon Ducker; Memphis, 2022 (50)

Special Teams

Returned a punt for a TD	Kentucky, 2021 (Josh Ali - 74)
Returned a blocked punt for a TD	Ole Miss, 2013 (Terrell Grant - 0)
Returned a kickoff for a TD	NC State, 2021 (Lideatrick Griffin - 100)
Punted 10+ times	Vanderbilt, 2009 (11)
Did not punt	Arkansas, 2016
Missed two+ kicking PATs	Tulane, 2006 (2)
Missed one kicking PAT	Ole Miss, 2019
Blocked a field goal	Arkansas, 2013
Blocked a punt	at Auburn, 2021

Receiving

Caught 10+ passes	Elijah Moore; at Ole Miss, 2020 (12)
Caught seven+ passes	Jacob Cowing; at Arizona, 2022 (7)
Had two players with 10+ receptions	Keyon Henry-Brooks (11) and Cam Johnson (10); Vanderbilt, 2020
Had 200+ yards receiving	DeVonta Harris; at Alabama, 2020 (203)
Had 150+ yards receiving	Jermaine Burton; at Georgia, 2020 (197)
Had 100+ yards receiving	Kobe Hudson (107), Ja'Varrius Johnson (102); at Auburn, 2021
Caught four+ TD passes	DeVonta Harris; at Alabama, 2020 (4)
Caught three+ TD passes	DeVonta Harris; at Alabama, 2020 (4)
Caught two+ TD passes	Kayshon Boutte; LSU, 2021 (2)

Total Offense/Scoring

Had 500+ yards total offense	Devlin Hodges; Samford, 2016 (513)
Had 400+ yards total offense	Jalen Hurts; Alabama, 2016 (447)
Had 300+ yards of total offense	Jayden Daniels; at LSU, 2022 (303)
Had both 100 yards passing and rushing	Lamar Jackson; vs. Louisville, 2017 (171 pass/158 rush)
Scored four+ touchdowns	DeVonta Harris; at Alabama, 2020 (4)
Scored three+ touchdowns	Najee Harris; Alabama, 2019 (3 rush)
Seven+ touchdowns responsible for	Brandon Allen; Arkansas, 2015 (7 pass)
Six+ touchdowns responsible for	Brandon Allen; Arkansas, 2015 (7 pass)
Five+ touchdowns responsible for	Kellen Mond; at Texas A&M, 2019 (3 pass, 2 rush)
Four+ touchdowns responsible for	Bryce Young; Alabama, 2021 (4 pass)

Special Teams

Scored 10+ points kicking	Jonathan Garibay; vs. Texas Tech, 2021 (10)
Made five+ field goals	Austin MacGinnis; Kentucky, 2016 (5)
Made four+ field goals	Cole Tracy; at LSU, 2018 (4)

SCORING SUMMARY

Plays	Yds	Time	Result	Qtr.	Scoring Play	Plays	Yds	Time	Result	Qtr.	Scoring Play
<b>Memphis</b>						<b>at Kentucky</b>					
10	75	05:07	TD	1	Thomas 1-yd pass from Rogers (Biscardi kick)	--	--	--	--	--	--
13	88	06:32	TD	1	Walley 9-yd pass from Rogers (Biscardi kick)	<b>at Alabama</b>					
9	61	03:48	TD	2	Marks 1-yd rush (Biscardi kick)	--	--	--	--	--	--
14	71	07:04	TD	2	Marks 2-yd rush (Biscardi kick)	<b>Auburn</b>					
6	60	02:46	TD	3	Ducking 35-yd pass from Rogers (Biscardi kick)	--	--	--	--	--	--
7	75	04:14	TD	4	Harvey 33-yd pass from Rogers (Biscardi kick)	<b>Georgia</b>					
5	39	01:08	TD	4	Robinson 23-yd pass from Rogers (Biscardi kick)	--	--	--	--	--	--
<b>at Arizona</b>						<b>ETSU</b>					
8	70	03:37	TD	1	Marks 9-yd rush (Biscardi kick missed)	--	--	--	--	--	--
3	22	01:11	TD	1	Ducking 9-yd pass from Rogers (Biscardi kick missed)	<b>at Ole Miss</b>					
7	19	03:46	FG	1	Raybon 39-yd field goal	--	--	--	--	--	--
14	76	06:19	FG	2	Raybon 22-yd field goal						
8	75	04:15	TD	3	Williams 5-yd from Rogers (Raybon kick)						
4	11	01:49	TD	4	Williams 4-yd pass from Rogers (Raybon kick)						
12	69	05:58	TD	4	Ducking 2-yd pass from Rogers (Raybon kick)						
<b>at LSU</b>											
9	87	04:55	TD		Marks 37-yd rush (Raybon kick missed)						
3	48	00:54	TD		Thomas 13-yd pass from Rogers (Raybon kick)						
10	34	04:19	FG		Raybon 45-yd field goal						
<b>Bowling Green</b>											
--	--	--	--	--	--						
<b>Texas A&amp;M</b>											
--	--	--	--	--	--						
<b>Arkansas</b>											
--	--	--	--	--	--						

SCORING BREAKDOWN

MISSISSIPPI STATE DRIVES	OPPONENT DRIVES
Offense: 17 scoring drives (14 TD, 3 FG) Special Teams/Defensive: 0	Offense: 12 scoring drives (9 TD, 3 FG) Special Teams/Defensive: 0
<b>LONGEST SCORING DRIVES BY:</b>	<b>LONGEST SCORING DRIVES BY:</b>
Plays: 14 at Arizona (9/10)	Plays: 14 at LSU (9/17)
14 MEMPHIS (9/3)	9 at LSU (9/17)
13 MEMPHIS (9/3)	9 MEMPHIS (9/3)
Yards: 88 MEMPHIS (9/3)	Yards: 85 at LSU (9/17)
87 at LSU (9/17)	81 MEMPHIS (9/3)
Time: 7:04 MEMPHIS (9/3)	Time: 6:01 at LSU (9/17)
6:32 MEMPHIS (9/3)	3:18 MEMPHIS (9/3)



## MISCELLANEOUS STATISTICS

## RECEIVING

Games with a Reception	'18	'19	'20	'21	'22	Streak	Career
Calvin, Jamire	12 (17*)	12 (18*)	4	12	3	4	43
Ducking, Caleb	--	--	--	3	3	4	6
Ford, Scoobie	--	--	--	7	--	--	7
Griffin, Lideatrick	--	--	4	9	3	5	16
Harmon, Antonio	--	--	--	--	2	2	2
Harvey, Rufus	--	--	--	3	3	3	6
Jernighan, J.J.	--	--	--	6	--	--	6
Johnson, Dillon	--	--	9	13	3	17	25
Johnson, Kwatrivious	--	--	1	--	--	--	1
Jones, Kameron	--	--	1	--	--	--	1
Marks, Joquavious	--	--	11	13	3	27	27
Mosley, Jordan	--	--	--	1	--	1	1
Robinson, Justin	--	--	--	2	1	1	3
Rogers, Will	--	--	--	1	--	--	1
Thomas, Rara	--	--	--	7	3	3	10
Walley, Jaden	--	--	10	13	3	25	26
Williams, Austin	7	7	10	13	2	--	39

Games with 5+ Receptions	'18	'19	'20	'21	'22	Career
Calvin, Jamire	1 (17*)	6 (18*)	1	--	--	8
Ducking, Caleb	--	--	--	--	1	1
Ford, Scoobie	--	--	--	1	--	1
Griffin, Lideatrick	--	--	--	1	1	2
Harvey, Rufus	--	--	--	--	2	2
Johnson, Dillon	--	--	3	7	3	13
Marks, Joquavious	--	--	6	10	1	17
Thomas, Rara	--	--	--	1	2	3
Walley, Jaden	--	--	6	7	--	13
Williams, Austin	--	--	4	4	1	9

Receptions of 20+ Yards	'18	'19	'20	'21	'22	Career
Calvin, Jamire	3 (17*)	10 (18*)	1	3	--	17
Ducking, Caleb	--	--	--	--	1	1
Ford, Scoobie	--	--	--	4	--	4
Griffin, Lideatrick	--	--	--	11	--	11
Harvey, Rufus	--	--	--	--	2	2
Johnson, Dillon	--	--	--	5	--	5
Marks, Joquavious	--	--	--	8	--	8
Price, Simeon	--	--	--	--	1	1
Robinson, Justin	--	--	--	--	1	1
Thomas, Rara	--	--	--	5	4	9
Walley, Jaden	--	--	11	9	--	20
Williams, Austin	3	2	1	9	--	15

Receptions of 50+ Yards	'18	'19	'20	'21	'22	Career
Calvin, Jamire	-- (17*)	1 (18*)	--	--	--	1
Walley, Jaden	--	--	1	--	--	1

Receptions for a First Down	'18	'19	'20	'21	'22	Career
Calvin, Jamire	12 (17)	26 (18)	7	12	1	58
Ducking, Caleb	--	--	--	5	4	9
Ford, Scoobie	--	--	--	13	--	13
Griffin, Lideatrick	--	--	1	14	5	20
Harmon, Antonio	--	--	--	--	3	3
Harvey, Rufus	--	--	--	1	5	6
Jernighan, J.J.	--	--	--	4	--	4
Johnson, Dillon	--	--	6	18	4	28
Marks, Joquavious	--	--	13	19	2	34
Price, Simeon	--	--	--	--	1	1
Robinson, Justin	--	--	--	1	--	1
Thomas, Rara	--	--	--	11	9	20
Walley, Jaden	--	--	32	33	3	68
Williams, Austin	5	5	17	35	1	63

100-Yards Receiving	'18	'19	'20	'21	'22	Career
Calvin, Jamire	-- (17)	1 (18)	1	--	--	2
Walley, Jaden	--	--	4	--	--	4

Games with a Receiving TD	'18	'19	'20	'21	'22	Career
Calvin, Jamire	3 (17)	1 (18)	1	2	--	7
Ducking, Caleb	--	--	--	--	2	2
Griffin, Lideatrick	--	--	1	--	--	1
Harvey, Rufus	--	--	--	1	1	2
Marks, Joquavious	--	--	--	3	--	3
Robinson, Justin	--	--	--	1	1	2
Thomas, Rara	--	--	--	4	2	6
Walley, Jaden	--	--	2	6	1	9
Williams, Austin	2	2	3	2	1	10

Games with Multiple Receiving TDs	'18	'19	'20	'21	'22	Career
Ducking, Caleb	--	--	--	--	1	1
Thomas, Rara	--	--	--	1	--	1
Williams, Austin	1	--	--	1	1	3

## RUSHING

Runs of 10+ Yards	'18	'19	'20	'21	'22	Career
Johnson, Dillon	--	--	4	11	7	22
Marks, Joquavious	--	--	9	8	4	21
Rogers, Will	--	--	5	4	--	9

Runs of 20+ Yards	'18	'19	'20	'21	'22	Career
Marks, Joquavious	--	--	2	2	1	5
Johnson, Dillon	--	--	--	4	1	5

Rushing First Downs	'18	'19	'20	'21	'22	Career
Jernighan, J.J.	--	--	--	2	--	2
Johnson, Dillon	--	--	12	26	11	49
Lovertich, Chance	--	--	--	1	--	1
Marks, Joquavious	--	--	18	35	6	59
Rogers, Will	--	--	6	6	2	14

Games with a Rushing Touchdown	'18	'19	'20	'21	'22	Career
Johnson, Dillon	--	--	3	3	--	6
Marks, Joquavious	--	--	3	5	3	11
Rogers, Will	--	--	1	--	--	1

Games with multiple Rushing TDs	'18	'19	'20	'21	'22	Career
Johnson, Dillon	--	--	1	1	--	2
Marks, Joquavious	--	--	--	1	1	2

## PASSING

Games with 300 yards passing	'18	'19	'20	'21	'22	Career
Rogers, Will	--	--	2	11	2	15

Games with 30+ completions	'18	'19	'20	'21	'22	Career
Rogers, Will	--	--	4	12	2	18

Completions of 20+ yards	'18	'19	'20	'21	'22	Career
Lovertich, Chance	--	--	--	1	--	1
Rogers, Will	--	--	17	51	10	78

Games with Multiple Passing TDs	'18	'19	'20	'21	'22	Career
Rogers, Will	--	--	2	9	2	13

## LONG PLAY BREAKDOWN

## BY YARDAGE

## OFFENSE (12)

Yards	Type	Player(s)	Opponent
*37	Rush	Marks, Jo'Quavious	at LSU
35	Rush	Johnson, Dillon	at LSU
*35	Pass	Ducking, Caleb from Rogers, Will	MEMPHIS
*33	Pass	Harvey, Rufus from Rogers, Will	MEMPHIS
33	Pass	Ducking, Caleb from Rogers, Will	MEMPHIS
27	Pass	Thomas, Rara from Rogers, Will	MEMPHIS
24	Pass	Thomas, Rara from Rogers, Will	at LSU
*23	Pass	Robinson, Justin from Rogers Will	MEMPHIS
*23	Pass	Thomas, Rara from Rogers, Will	MEMPHIS
20	Pass	Thomas, Rara from Rogers, Will	at LSU
20	Pass	Harvey, Rufus from Rogers, Will	at Arizona
20	Pass	Price, Simeon from Rogers, Will	MEMPHIS

## DEFENSE (2)

Yards	Type	Player(s)	Opponent
51	IR	Watson, Nathaniel	at Arizona
29	IR	Green, Jalen	at Arizona

## SPECIAL TEAMS (7)

Yards	Type	Player(s)	Opponent
37	KR	Griffin, Lideatrick	at LSU
37	KR	Griffin, Lideatrick	MEMPHIS
30	KR	Griffin, Lideatrick	at Arizona
27	KR	Griffin, Lideatrick	at LSU
26	PR	Thomas, Zavion	at LSU
22	PR	Thomas, Zavion	at LSU
20	PR	Thomas, Zavion	at Arizona

\* - touchdown scored on play

LONG PLAY BREAKDOWN

LONG PLAYS BY THE NUMBERS

BY YARDAGE

Yards	No.	TD
100+	--	--
90-99	--	--
80-89	--	--
70-79	--	--
60-69	--	--
50-59	1	--
40-49	--	--
30-39	8	3
20-29	12	2

BY TYPE

Type	No.	TD
Rushing	2	1
Passing	10	4
Punt returns	3	--
Kick returns	4	--
Interceptions	2	--
Fumble returns	--	--
Other	--	--
TOTAL	21	5

20+ YARD PLAYS BY PLAYER

Player	No.	TD	Rush	Rec.	KR	PR	IR	FR
Ducking, Caleb	2	1	--	2	--	--	--	--
Green, Jalen	1	--	--	--	--	--	1	--
Griffin, Lideatrick	4	--	--	--	4	--	--	--
Harvey, Rufus	2	1	--	2	--	--	--	--
Johnson, Dillon	1	--	1	--	--	--	--	--
Marks, Jo'quavious	1	1	1	--	--	--	--	--
Price, Simeon	1	--	--	1	--	--	--	--
Robinson, Justin	1	1	--	1	--	--	--	--
Thomas, Rara	4	1	--	4	--	--	--	--
Thomas, Zavion	3	--	--	--	--	3	--	--
Watson, Nathaniel	1	--	--	--	--	--	1	--
TOTAL	21	5	2	10	4	3	2	--

LONGEST PLAYS OF THE YEAR

<b>Rushing</b>		
37	Marks, Jo'quavious	at LSU (9/17)
<b>Rushing Touchdown</b>		
37	Marks, Jo'quavious	at LSU (9/17)
<b>Passing</b>		
35	Ducking, Caleb	MEMPHIS (9/3)
<b>Passing Touchdown</b>		
35	Ducking, Caleb	MEMPHIS (9/3)
<b>Punt Return</b>		
26	Thomas, Zavion	at LSU (9/17)
<b>Kick Return</b>		
37	Griffin, Lideatrick	at LSU (9/17)
<b>Interception Return</b>		
51	Watson, Nathaniel	at Arizona (9/10)
<b>Fumble Return</b>		
--	--	--
<b>Punt</b>		
60	Trafford, Archer	at Arizona (9/10)
<b>Field Goal</b>		
45	Raybon, Ben	at LSU (9/17)

MISSISSIPPI STATE (21 PLAYS)

Play	#	Long	Play	Opponent
Passing	10	35*	Ducking, Caleb from Rogers, Will	MEMPHIS (9/3)
Rushing	2	37*	Marks, Jo'quavious	at LSU (9/17)
Kick Return	4	37	Griffin, Lideatrick	at LSU (9/17)
Punt Return	3	26	Thomas, Zavion	at LSU (9/17)
Interception	2	51	Watson, Nathaniel	at Arizona (9/10)

Opp.	#	Long	Play	Type
MEMPHIS	8	37	Griffin, Lideatrick	Kick Return
at Arizona	5	51	Watson, Nathaniel	Interception
at LSU	8	37	Jo'quavious Marks	Rush
BOWLING GREEN	--	--	--	--
TEXAS A&M	--	--	--	--
ARKANSAS	--	--	--	--
at Kentucky	--	--	--	--
at Alabama	--	--	--	--
AUBURN	--	--	--	--
GEORGIA	--	--	--	--
EAST TENN. ST.	--	--	--	--
at Ole Miss	--	--	--	--

OPPONENTS (15 PLAYS)

Play	#	Long	Play	Opponent
Passing	7	43	Martin, Asa from Henigan, Seth	MEMPHIS (9/3)
Rushing	4	50*	Ducker, Jevyon	MEMPHIS (9/3)
Kick Return	4	29	Rogers, Gabriel	MEMPHIS (9/3)
Punt Return	--	--	--	--
Interception	--	--	--	--

Opp.	#	Long	Play	Type
MEMPHIS	7	50*	Ducker, Jevyon	Rush
at Arizona	5	34*	Wiley, Michael	Rush
at LSU	3	47*	Goodwin, Armoni	Rush
BOWLING GREEN	--	--	--	--
TEXAS A&M	--	--	--	--
ARKANSAS	--	--	--	--
at Kentucky	--	--	--	--
at Alabama	--	--	--	--
AUBURN	--	--	--	--
GEORGIA	--	--	--	--
EAST TENN. ST.	--	--	--	--
at Ole Miss	--	--	--	--

\* - touchdown scored on play

STARTERS

OFFENSE

OPPONENT	LT	LG	C	RG	RT	QB	RB	WR	WR	WR	WR
MEMPHIS	K. Johnson	N. Jones	Sharp	Smith	K. Jones	Rogers	Marks	R. Thomas	A. Williams	Harvey	Ducking
at Arizona	K. Johnson	N. Jones	Sharp	Smith	K. Jones	Rogers	Johnson	R. Thomas	A. Williams	Harvey	Ducking
at LSU	K. Johnson	N. Jones	Sharp	Smith	K. Jones	Rogers	Johnson	R. Thomas	A. Williams	Harvey	Ducking
BOWLING GREEN											
TEXAS A&M											
ARKANSAS											
at Kentucky											
at Alabama											
AUBURN											
GEORGIA											
EAST TENNESSEE ST.											
at Ole Miss											

DEFENSE

OPPONENT	DE	NG	DT	SLB	MLB	WLB	CB	S	S	S	CB
MEMPHIS	Pickering	Young	Charlton	Wheat	Watson	J. Johnson	Forbes	Matthews	Duncan	Green	Richardson
at Arizona	Pickering	Young	Charlton	Wheat	Watson	J. Johnson	Forbes	Matthews	Duncan	Green	Richardson
at LSU	Pickering	Young	Charlton	Wheat	Watson	J. Johnson	Forbes	Matthews	Duncan	Green	Richardson
BOWLING GREEN											
TEXAS A&M											
ARKANSAS											
at Kentucky											
at Alabama											
AUBURN											
GEORGIA											
EAST TENNESSEE ST.											
at Ole Miss											

CAREER STARTS

Player	Total	LT	LG	C	RG	RT	QB	RB	WR	DE	DT	NG	LB	CB	S	Bulldog
Crumedy, Jaden	30	--	--	--	--	--	--	--	--	--	19	11	--	--	--	--
Williams, Austin	29	--	--	--	--	--	29	--	--	--	--	--	--	--	--	--
Forbes, Emmanuel	25	--	--	--	--	--	--	--	--	--	--	--	--	25	--	--
Sharp, LaQuinston	25	--	4	16	5	--	--	--	--	--	--	--	--	--	--	--
Charlton, Randy	24*	--	--	--	--	--	--	--	--	13	--	--	--	--	--	--
Wheat, Tyrus	24	--	--	--	--	--	--	--	--	--	--	--	24	--	--	--
Duncan, Collin	23	--	--	--	--	--	--	--	--	--	--	--	--	--	23	--
Jones, Kameron	22	--	11	--	--	11	--	--	--	--	--	--	--	--	--	--
Rogers, Will	22	--	--	--	--	--	22	--	--	--	--	--	--	--	--	--
Green, Jalen	21*	--	--	--	--	--	--	--	--	--	--	--	--	--	13	--
Smith, Cole	18	--	1	9	8	--	--	--	--	--	--	--	--	--	--	--
Walley, Jaden	18	--	--	--	--	--	--	--	18	--	--	--	--	--	--	--
Watson, Nathaniel	18	--	--	--	--	--	--	--	--	--	--	--	18	--	--	--
Marks, Jo'quavious	17	--	--	--	--	--	--	17	--	--	--	--	--	--	--	--
Young, Cameron	15	--	--	--	--	--	--	--	--	--	--	15	--	--	--	--
Johnson, Kwatrivous	14	3	--	--	8	3	--	--	--	--	--	--	--	--	--	--
Matthews, Jackie	12*	--	--	--	--	--	--	--	--	--	--	--	--	--	3	--
Preston Jr., Shawn	11	--	--	--	--	--	--	--	--	--	--	--	--	--	2	9
Johnson, Dillon	10	--	--	--	--	--	--	10	--	--	--	--	--	--	--	--
Johnson, Jett	9	--	--	--	--	--	--	--	--	--	--	--	9	--	--	--
Griffin, Lideatrick	8	--	--	--	--	--	--	8	--	--	--	--	--	--	--	--
Calvin, Jamire	5*	--	--	--	--	--	--	1	--	--	--	--	--	--	--	--
Pickering, Nathan	6	--	--	--	--	--	--	--	--	6	--	--	--	--	--	--
Thomas, Rara	6	--	--	--	--	--	--	6	--	--	--	--	--	--	--	--
Richardson, Decamerion	4	--	--	--	--	--	--	--	--	--	--	--	--	4	--	--
Jones, Nick	4	1	3	--	--	--	--	--	--	--	--	--	--	--	--	--
Ducking, Caleb	3	--	--	--	--	--	--	3	--	--	--	--	--	--	--	--
Harvey, Rufus	3	--	--	--	--	--	--	3	--	--	--	--	--	--	--	--
Furdge, Esaias	2	--	--	--	--	--	--	--	--	--	--	--	--	2	--	--
Four Tied	1	Ellington, Corey; S; Ford, Scoobie, WR; Harris, Jack, DE; Russell, De'Monte, DE														

\* - Total includes starts at previous school | By position starts MSU only

PARTICIPATION CHART

	GP/GS	MEM	ARZ	LSU	BG	TAMU	ARK	UK	ALA	AUB	UGA	ETSU	OM		GP/GS	MEM	ARZ	LSU	BG	TAMU	ARK	UK	ALA	AUB	UGA	ETSU	OM
Anderson, Deonte	3/0	P	P	P	--	--	--	--	--	--	--	--	--	Morant, Jordan	3/0	P	P	P	--	--	--	--	--	--	--	--	--
Banks, Jevon	3/0	P	P	P	--	--	--	--	--	--	--	--	--	Nicholson, DeCarlos	3/0	P	P	P	--	--	--	--	--	--	--	--	--
Banks, Marcus	3/0	P	P	P	--	--	--	--	--	--	--	--	--	Page, DeShawn	3/0	P	P	P	--	--	--	--	--	--	--	--	--
Biscardi, Massimo	2/0	P	P	--	--	--	--	--	--	--	--	--	--	Pickering, Nathan	3/3	ST	ST	ST	--	--	--	--	--	--	--	--	--
Calvin, Jamire	3/0	P	P	P	--	--	--	--	--	--	--	--	--	Preston Jr., Shawn	3/0	P	P	P	--	--	--	--	--	--	--	--	--
Charlton, Randy	3/3	ST	ST	ST	--	--	--	--	--	--	--	--	--	Price, Simeon	3/0	P	P	P	--	--	--	--	--	--	--	--	--
Cooper, Ty	1/0	P	--	--	--	--	--	--	--	--	--	--	--	Purvis, J.D.	3/0	P	P	P	--	--	--	--	--	--	--	--	--
Davis, Jordan	2/0	P	P	--	--	--	--	--	--	--	--	--	--	Raybon, Ben	3/0	P	P	P	--	--	--	--	--	--	--	--	--
DeCarlos, Nicholson	1/0	P	--	--	--	--	--	--	--	--	--	--	--	Reese IV, Albert	3/0	P	P	P	--	--	--	--	--	--	--	--	--
Ducking, Caleb	3/3	ST	ST	ST	--	--	--	--	--	--	--	--	--	Richardson, Decameron	3/3	ST	ST	ST	--	--	--	--	--	--	--	--	--
Duncan, Collin	3/3	ST	ST	ST	--	--	--	--	--	--	--	--	--	Robertson, Sawyer	2/0	P	P	--	--	--	--	--	--	--	--	--	--
Ellington, Corey	3/0	P	P	P	--	--	--	--	--	--	--	--	--	Robich, Rex	3/0	P	P	P	--	--	--	--	--	--	--	--	--
Forbes, Emmanuel	3/3	ST	ST	ST	--	--	--	--	--	--	--	--	--	Robinson, Justin	3/0	P	P	P	--	--	--	--	--	--	--	--	--
Furdge, Esaia	2/0	P	P	--	--	--	--	--	--	--	--	--	--	Rogers, Will	3/3	ST	ST	ST	--	--	--	--	--	--	--	--	--
Georgopoulos, George	3/0	P	P	P	--	--	--	--	--	--	--	--	--	Russell, De'Monte	3/0	P	P	P	--	--	--	--	--	--	--	--	--
Green, Jalen	3/3	ST	ST	ST	--	--	--	--	--	--	--	--	--	Sharp, LaQuinston	3/3	ST	ST	ST	--	--	--	--	--	--	--	--	--
Griffin, Lideatrick	3/0	P	P	P	--	--	--	--	--	--	--	--	--	Smith, Cole	3/3	ST	ST	ST	--	--	--	--	--	--	--	--	--
Hammond, Hayes	3/0	P	P	P	--	--	--	--	--	--	--	--	--	Thomas, Rara	3/3	ST	ST	ST	--	--	--	--	--	--	--	--	--
Hargrove, KeTravion	1/0	P	--	--	--	--	--	--	--	--	--	--	--	Thomas, Zavion	3/0	P	P	P	--	--	--	--	--	--	--	--	--
Harmon, Antonio	3/0	P	P	P	--	--	--	--	--	--	--	--	--	Timbs, Sherman	3/0	P	P	P	--	--	--	--	--	--	--	--	--
Harris, Jack	3/0	P	P	P	--	--	--	--	--	--	--	--	--	Trafford, Archer	3/0	P	P	P	--	--	--	--	--	--	--	--	--
Harvey, Rufus	3/3	ST	ST	ST	--	--	--	--	--	--	--	--	--	Walley, Jaden	3/0	P	P	P	--	--	--	--	--	--	--	--	--
Jackson, Grant	3/0	P	P	P	--	--	--	--	--	--	--	--	--	Washington, Hunter	2/0	--	P	P	--	--	--	--	--	--	--	--	--
Jernighan, J.J.	1/0	--	P	--	--	--	--	--	--	--	--	--	--	Watson, Nathaniel	3/3	ST	ST	ST	--	--	--	--	--	--	--	--	--
Johnson, Dillon	3/2	P	ST	ST	--	--	--	--	--	--	--	--	--	Wheat, Tyrus	3/3	ST	ST	ST	--	--	--	--	--	--	--	--	--
Johnson, Jett	3/3	ST	ST	ST	--	--	--	--	--	--	--	--	--	Williams, Austin	3/3	ST	ST	ST	--	--	--	--	--	--	--	--	--
Johnson, Kwatrivous	3/3	ST	ST	ST	--	--	--	--	--	--	--	--	--	Williams, Trevion	1/0	--	--	P	--	--	--	--	--	--	--	--	--
Jones, Kameron	3/3	ST	ST	ST	--	--	--	--	--	--	--	--	--	Young, Cameron	3/3	ST	ST	ST	--	--	--	--	--	--	--	--	--
Jones, Nick	3/3	ST	ST	ST	--	--	--	--	--	--	--	--	--														
Lawrence, Dylan	3/0	P	P	P	--	--	--	--	--	--	--	--	--														
Lewis, John	2/0	--	P	P	--	--	--	--	--	--	--	--	--														
Lewis, Percy	3/0	P	P	P	--	--	--	--	--	--	--	--	--														
Losoya, Steven	3/0	P	P	P	--	--	--	--	--	--	--	--	--														
Marks, Jo'quavious	3/1	ST	P	P	--	--	--	--	--	--	--	--	--														
Mata'afa, Matai	1/0	P	--	--	--	--	--	--	--	--	--	--	--														
Matthews, Jackie	3/3	ST	ST	ST	--	--	--	--	--	--	--	--	--														
Mitchell, Nic	3/0	P	P	P	--	--	--	--	--	--	--	--	--														

CAREER PARTICIPATION

Games/Starts	'18	'19	'20	'21	'22	Career	Games/Starts	'18	'19	'20	'21	'22	Career	Games/Starts	'18	'19	'20	'21	'22	Career
Anderson, Deonte	--	--	--	--	3/0	3/0	Johnson, Kwatrivous	2/0	2/0	8/3	11/8	3/3	26/14	Sharp, LaQuinston	--	9/5	9/4	13/13	3/3	34/25
Banks, Jevon	--	--	4/0	6/0	4/0	14/0	Jones, Kameron	--	--	6/6	13/13	3/3	22/22	Shaw, Alexander%	7/0*	7/0*	5/0*	--	--	21/0*%
Banks, Marcus	--	7/0*	9/0*	8/0*	2/0	26/0*	Jones, Nick	--	--	--	7/1	3/3	10/4	Smith, Cole	--	--	10/9	13/6	3/3	26/18
Biscardi, Massimo	12/0*	12/0*	12/0*	10/0*	2/0	48/0*	Lawrence, Dylan	--	1/0	1/0	11/0	3/0	16/0	Swanson, Cody	--	--	1/0	2/0	--	3/0
Buy, Reed	--	--	--	2/0	--	2/0	Lewis, John	--	--	--	4/0	2/0	6/0	Thomas, Rara	--	--	--	10/3	3/3	13/6
Calvin, Jamire^	13/0*	--	4/4*	13/2	3/0	46/6**	Lewis, Percy	--	--	--	--	3/0	3/0	Thomas, Zavion	--	--	--	--	3/0	3/0
Charlton, Randy	13/1*	10/5*	10/5*	12/11	3/3	48/24*	Lovertich, Chance	--	--	6/1*	2/0	--	8/1	Timbs, Sherman	1/0	12/0	10/0	13/0	3/0	39/0
Cooper, Ty	--	--	--	8/0	1/0	9/0	Losoya, Steven	--	--	--	--	3/0	3/0	Trafford, Archer	--	--	--	8/0	3/0	11/0
Crumedy, Jaden	2/0	11/7	11/11	12/12	--	36/30	Marks, Jo'quavious	--	--	11/8	13/8	3/1	27/17	Walley, Jaden	--	--	11/8	13/10	3/0	27/18
Davis, Jordan	--	--	9/0	--	2/0	11/0	Mata'afa, Matai	--	--	--	1/0	1/0	2/0	Washington, Hunter	--	--	--	1/0*	2/0	3/0*
Ducking, Caleb	--	--	--	7/0	3/3	10/3	Matthews, Jackie	--	--	10/1*	13/8*	3/3	26/12*	Watson, Nathaniel	2/0	7/0	11/3	12/12	3/3	35/18
Duncan, Collin	--	11/0	10/7	13/13	3/3	37/23	Mitchell, Nic	--	--	--	2/0	3/0	5/0	Wheat, Tyrus	--	--	9/8	13/13	3/3	25/24
Ellington, Corey	--	--	--	8/1	3/0	11/1	Morant, Jordan	--	--	--	8/0*	3/0	11/0*	Williams, Austin	13/5	13/0	11/9	13/12	3/3	53/29
Forbes, Emmanuel	--	--	11/9	13/13	3/3	27/25	Mosley, Jordan	--	--	--	1/0*	--	1/0*	Williams, Trevion	--	--	--	--	1/0	1/0
Ford, Scoobie	--	--	--	8/1	--	8/1	Nicholson, DeCarlos	--	--	--	--	3/0	3/0	Young, Cameron	1/0	8/0	8/0	12/12	3/3	32/15
Furdge, Esaia	2/0	--	10/2	6/0	2/0	20/2	Page, DeShawn	--	--	--	13/0	3/0	16/0							
Georgopoulos, George	11/0*	12/0*	4/0*	12/0*	3/0	42/0*	Pickering, Nathan	--	9/1	5/0	13/2	3/3	30/6							
Green, Jalen	11/0*	10/7*	9/1*	12/10	3/3	45/21*	Preston Jr., Shawn	1/0	7/1	10/6	11/4	3/0	32/11							
Griffin, Lideatrick	--	--	9/2	10/6	3/0	22/8	Price, Simeon	--	--	--	4/0	3/0	7/0							
Hammond, Hayes	--	--	--	12/0	3/0	15/0	Purvis, J.P.	--	4/0	5/0	5/0	3/0	17/0							
Hargrove, KeTravion	--	--	--	4/0	1/0	5/0	Raybon, Ben+	--	4/0*	--	11/0*	3/0	18/0*+							
Harmon, Antonio	--	--	--	2/0	3/0	5/0	Reese IV, Albert	--	--	--	3/0	3/0	6/0							
Harris, Jack	--	1/0	9/0	5/1	3/0	18/1	Richardson, D.	--	--	7/0	13/1	3/3	23/4							
Harvey, Rufus	--	--	--	5/0	3/3	8/3	Robertson, Sawyer	--	--	--	--	2/0	2/0							
Jackson, Grant	--	--	3/0	12/0	3/0	18/0	Robich, Rex	--	--	--	--	3/0	3/0							
Jernighan, J.J.	--	--	--	13/0	1/0	14/0	Robinson, Justin	--	--	1/0*	8/0*	3/0	12/0*							
Johnson, Dillon	--	--	11/1	13/7	3/2	27/10	Rogers, Will	--	--	9/6	13/13	3/3	25/22							
Johnson, Jett	2/0	--	5/0	13/6	3/3	23/9	Russell, De'Monte	--	4/0	--	11/1	3/0	18/1							

\* - Includes prior school  
^ - Includes 13 games (0 starts) at Washington State in 2017  
+ - Includes 11 games (0 starts) at Fort Lewis in 2017  
% - Includes 2 games (0 starts) at Jackson State in 2017



## 2022 RESULTS &amp; STATISTICS

## Team Results

	Date	Opponent		Score	Att.
	09/03/2022	Memphis	W	49-23	54360
	09/10/2022	at Arizona	W	39-17	46275
*	09/17/2022	at LSU	L	16-31	98520

## Game Records

Record	Overall	Home	Away	Neutral
ALL GAMES	2-1	1-0	1-1	0-0
CONFERENCE	0-1	0-0	0-1	0-0
NON-CONFERENCE	2-0	1-0	1-0	0-0

## Rushing

Player	gp	att	gain	loss	net	avg	td	lg	avg/g
Dillon Johnson	3	32	181	4	177	5.5	0	35	59.0
Jo'quavious Marks	3	29	142	3	139	4.8	4	37	46.3
Simeon Price	3	7	12	3	9	1.3	0	3	3.0
Will Rogers	3	12	12	59	-47	-3.9	0	6	-15.7
<b>Total</b>	<b>3</b>	<b>80</b>	<b>347</b>	<b>69</b>	<b>278</b>	<b>3.5</b>	<b>4</b>	<b>37</b>	<b>92.7</b>
<b>Opponents</b>	<b>3</b>	<b>81</b>	<b>434</b>	<b>58</b>	<b>376</b>	<b>4.6</b>	<b>6</b>	<b>50</b>	<b>125.3</b>

## Passing

Player	gp	effic	comp-att-int	pct	yds	td	lg	avg/g
Will Rogers	3	151.1	101-139-3	72.7	977	10	35	325.7
Sawyer Robertson	2	158.8	1-1-0	100.0	7	0	7	3.5
<b>Total</b>	<b>3</b>	<b>151.2</b>	<b>102-140-3</b>	<b>72.9</b>	<b>984</b>	<b>10</b>	<b>35</b>	<b>328.0</b>
<b>Opponents</b>	<b>3</b>	<b>104.6</b>	<b>68-121-3</b>	<b>56.2</b>	<b>651</b>	<b>3</b>	<b>43</b>	<b>217.0</b>

## Receiving

Player	gp	no.	yds	avg	td	lg	avg/g
Dillon Johnson	3	17	102	6.0	0	12	34.0
Rufus Harvey	3	14	137	9.8	1	33	45.7
Caleb Ducking	3	14	162	11.6	3	35	54.0
Rara Thomas	3	14	211	15.1	2	27	70.3
Lideatrick Griffin	3	10	120	12.0	0	18	40.0
Jo'quavious Marks	3	8	40	5.0	0	12	13.3
Jaden Walley	3	7	58	8.3	1	12	19.3
Jamire Calvin	3	6	33	5.5	0	9	11.0
Austin Williams	3	6	32	5.3	2	8	10.7
Antonio Harmon	3	4	46	11.5	0	16	15.3
Justin Robinson	3	1	23	23.0	1	23	7.7
Simeon Price	3	1	20	20.0	0	20	6.7
<b>Total</b>	<b>3</b>	<b>102</b>	<b>984</b>	<b>9.6</b>	<b>10</b>	<b>35</b>	<b>328.0</b>
<b>Opponents</b>	<b>3</b>	<b>68</b>	<b>651</b>	<b>9.6</b>	<b>3</b>	<b>43</b>	<b>217.0</b>

## Team Statistics

	MSU	OPP
<b>First Downs</b>	<b>76</b>	<b>52</b>
Rushing	21	17
Passing	48	29
Penalty	7	6
<b>Rushing Yardage</b>	<b>278</b>	<b>376</b>
Rushing attempts	80	81
Average per rush	3.5	4.6
Average per game	92.7	125.3
TDs Rushing	4	6
<b>Passing Yardage</b>	<b>984</b>	<b>651</b>
Comp-Att-Int	102-140-3	68-121-3
Average per pass	7.0	5.4
Average per catch	9.6	9.6
Average per game	328.0	217.0
TDs Passing	10	3
<b>Total offense</b>	<b>1262</b>	<b>1027</b>
Average per play	5.7	5.1
Average per game	420.7	342.3
<b>Kick returns: #-Yards</b>	<b>4-131</b>	<b>7-135</b>
<b>Punt returns: #-Yards</b>	<b>7-81</b>	<b>3-20</b>
<b>Int returns: #-Yards</b>	<b>3-80</b>	<b>3-29</b>
<b>Fumbles-Lost</b>	<b>7-4</b>	<b>2-2</b>
<b>Penalties-Yards</b>	<b>15-175</b>	<b>21-129</b>
<b>Punts-Avg</b>	<b>11-45.4</b>	<b>16-44.9</b>
<b>Time of possession / game</b>	<b>31:03</b>	<b>24:51</b>
<b>3rd-down conversion</b>	<b>19/39</b>	<b>13/41</b>
<b>4rd-down conversion</b>	<b>2/5</b>	<b>2/7</b>
<b>PAT-attempts</b>	<b>(11-14) 79%</b>	<b>(8-8) 100%</b>
<b>2-point conversion-attempts</b>	<b>(0-0) 0%</b>	<b>(0-1) 0%</b>

## Interceptions

Player	no.	yds	avg	td	lg
Jalen Green	1	29	29.0	0	29
Nathaniel Watson	1	51	51.0	0	51
Emmanuel Forbes	1	0	0.0	0	0
<b>Total</b>	<b>3</b>	<b>80</b>	<b>26.7</b>	<b>0</b>	<b>51</b>
<b>Opponents</b>	<b>3</b>	<b>29</b>	<b>9.7</b>	<b>0</b>	<b>18</b>

## 2022 RESULTS &amp; STATISTICS

## Field Goals

Player	fg	pct.	01-19	20-29	30-39	40-49	50-99	lg	blk
Ben Raybon	3-3	100.0	0-0	1-1	1-1	1-1	0-0	45	0
<b>Opponents</b>	<b>3-3</b>	<b>100.0</b>	<b>0-0</b>	<b>0-0</b>	<b>1-1</b>	<b>2-2</b>	<b>0-0</b>	<b>43</b>	<b>0</b>

## Scoring

Player	td	fg	PAT					pts
			kick	rush	rcv	pass	dpx	
Jo'quavious Marks	4	-	-	-	-	-	-	24
Caleb Ducking	3	-	-	-	-	-	-	18
Ben Raybon	-	3-3	4-5	-	-	-	-	13
Austin Williams	2	-	-	-	-	-	-	12
Rara Thomas	2	-	-	-	-	-	-	12
Massimo Biscardi	-	-	7-9	-	-	-	-	7
Jaden Walley	1	-	-	-	-	-	-	6
Rufus Harvey	1	-	-	-	-	-	-	6
Justin Robinson	1	-	-	-	-	-	-	6
<b>Total</b>	<b>14</b>	<b>3-3</b>	<b>11-14</b>	<b>0</b>	<b>0</b>	<b>0</b>	<b>0</b>	<b>104</b>
<b>Opponents</b>	<b>9</b>	<b>3-3</b>	<b>8-8</b>	<b>0</b>	<b>0</b>	<b>0</b>	<b>0</b>	<b>71</b>

## Score by Periods

Team	1st	2nd	3rd	4th	OT	TOT
Mississippi St.	35	24	17	28	0	104
Opponents	7	13	17	34	0	71

## Punting

Player	no.	yds	avg	lg	tb	fc	i20	50+	blk
George Georgopoulos	6	253	42.2	50	0	3	4	1	0
Archer Trafford	5	246	49.2	60	0	0	3	2	0
<b>Total</b>	<b>11</b>	<b>499</b>	<b>45.4</b>	<b>60</b>	<b>0</b>	<b>3</b>	<b>7</b>	<b>3</b>	<b>0</b>
<b>Opponents</b>	<b>16</b>	<b>718</b>	<b>44.9</b>	<b>64</b>	<b>2</b>	<b>5</b>	<b>3</b>	<b>5</b>	<b>0</b>

## Punt Returns

Player	no.	yds	avg	td	lg
Zavion Thomas	4	77	19.3	0	26
Austin Williams	3	4	1.3	0	3
<b>Total</b>	<b>7</b>	<b>81</b>	<b>11.6</b>	<b>0</b>	<b>26</b>
<b>Opponents</b>	<b>3</b>	<b>20</b>	<b>6.7</b>	<b>0</b>	<b>19</b>

## Kick Returns

Player	no.	yds	avg	td	lg
Lideatrick Griffin	4	131	32.8	0	37
<b>Total</b>	<b>4</b>	<b>131</b>	<b>32.8</b>	<b>0</b>	<b>37</b>
<b>Opponents</b>	<b>7</b>	<b>135</b>	<b>19.3</b>	<b>0</b>	<b>29</b>

## All Purpose

Player	g	rush	rcv	pr	kr	ir	total	avg/g
Dillon Johnson	3	177	102	0	0	0	279	93.0
Lideatrick Griffin	3	0	120	0	131	0	251	83.7
Rara Thomas	3	0	211	0	0	0	211	70.3
Jo'quavious Marks	3	139	40	0	0	0	179	59.7
Caleb Ducking	3	0	162	0	0	0	162	54.0
Rufus Harvey	3	0	137	0	0	0	137	45.7
Zavion Thomas	3	0	0	77	0	0	77	25.7
Jaden Walley	3	0	58	0	0	0	58	19.3
Nathaniel Watson	3	0	0	0	0	51	51	17.0
Antonio Harmon	3	0	46	0	0	0	46	15.3
Austin Williams	3	0	32	4	0	0	36	12.0
Jamire Calvin	3	0	33	0	0	0	33	11.0
Jalen Green	3	0	0	0	0	29	29	9.7
Simeon Price	3	9	20	0	0	0	29	9.7
Justin Robinson	3	0	23	0	0	0	23	7.7
Will Rogers	3	-47	0	0	0	0	-47	-15.7
<b>Total</b>	<b>3</b>	<b>278</b>	<b>984</b>	<b>81</b>	<b>131</b>	<b>80</b>	<b>1554</b>	<b>518.0</b>
<b>Opponents</b>	<b>3</b>	<b>376</b>	<b>651</b>	<b>20</b>	<b>135</b>	<b>29</b>	<b>1211</b>	<b>403.7</b>

## Total Offense

Player	g	plays	rush	pass	total	avg/g
Will Rogers	3	151	-47	977	930	310.0
Dillon Johnson	3	32	177	0	177	59.0
Jo'quavious Marks	3	29	139	0	139	46.3
Simeon Price	3	7	9	0	9	3.0
Sawyer Robertson	2	1	0	7	7	3.5
<b>Total</b>	<b>3</b>	<b>220</b>	<b>278</b>	<b>984</b>	<b>1262</b>	<b>420.7</b>
<b>Opponents</b>	<b>3</b>	<b>202</b>	<b>376</b>	<b>651</b>	<b>1027</b>	<b>342.3</b>

## Team Defense

			Tackles				Sacks	Pass defense		Fumbles	blkd	
##	Player	gp	ua	a	tot	tfl/yds	no-yds	int-yds	brup qbh	fr-yds	ff	kick saf
44	Jett Johnson	3	17	11	28	1.5-4	.	.	1 1	.	.	.
14	Nathaniel Watson	3	12	7	19	2.5-10	1-6	1-51	1 .	.	.	.
3	Decamerion Richardson	3	10	7	17	.	.	.	3 .	.	.	.

## 2022 RESULTS &amp; STATISTICS

##	Player	gp	Tackles				Sacks	Pass defense			Fumbles		blkd	
			ua	a	tot	tfl/yds		int-yds	brup	qbh	fr-yds	ff	kick	saf
2	Tyrus Wheat	3	7	6	13	1-2	1-2	.	2	1	1-0	.	.	.
0	Jalen Green	3	7	5	12	.	.	1-29	2	.	.	.	.	.
8	Jackie Matthews	3	10	2	12	.	.	.	1	.	.	.	.	.
5	Randy Charlton	3	4	5	9	1.5-17	1-15	.	.	.	.	.	.	.
22	Nathan Pickering	3	4	4	8	2-6	2-6	.	.	.	.	.	.	.
19	Collin Duncan	3	4	4	8	1-10	1-10	.	2	.	.	.	.	.
10	Corey Ellington	2	5	2	7	.	.	.	.	.	.	.	.	.
13	Emmanuel Forbes	3	4	3	7	.	.	1-0	2	.	.	.	.	.
93	Cameron Young	3	3	4	7	.	.	.	.	.	.	.	.	.
16	DeShawn Page	3	5	1	6	.	.	.	.	.	.	.	.	.
92	Jevon Banks	3	1	4	5	.	.	.	.	.	.	.	.	.
1	Marcus Banks	3	3	1	4	1-1	.	.	1	.	.	.	.	.
6	Jordan Davis	2	2	2	4	0.5-0	.	.	.	.	.	1	.	.
9	De'Monte Russell	3	.	3	3	.	.	.	.	.	.	.	.	.
12	Shawn Preston Jr.	3	.	2	2	.	.	.	.	.	1-0	.	.	.
7	Jo'quavious Marks	3	2	.	2	.	.	.	.	.	.	.	.	.
26	J.P. Purvis	3	1	1	2	.	.	.	.	.	.	.	.	.
45	Ty Cooper	1	.	2	2	.	.	.	.	.	.	.	.	.
23	Dillon Johnson	3	1	.	1	.	.	.	.	.	.	.	.	.
5	Lideatrick Griffin	3	1	.	1	.	.	.	.	.	.	.	.	.
27	Esaias Furdge	2	.	1	1	.	.	.	.	.	.	.	.	.
40	Nic Mitchell	3	1	.	1	.	.	.	.	.	.	.	.	.
66	Nick Jones	3	1	.	1	.	.	.	.	.	.	.	.	.
21	Hunter Washington	2	1	.	1	.	.	.	.	.	.	.	.	.
4	DeCarlos Nicholson	3	1	.	1	.	.	.	.	.	.	.	.	.
23	Trevion Williams	1	.	1	1	.	.	.	.	.	.	.	.	.
<b>Totals</b>		<b>3</b>	<b>107</b>	<b>78</b>	<b>185</b>	<b>11-50</b>	<b>6-39</b>	<b>3-80</b>	<b>15</b>	<b>2</b>	<b>2-0</b>	<b>1</b>	<b>0</b>	<b>0</b>
Opponents		3	115	120	235	18-79	7-57	3-29	10	5	4-52	6	0	0

2022 MISSISSIPPI STATE OFFENSIVE PLAYER PROFILES

#0 • RARA THOMAS • WR • 6-2 • 200 • SO.



GAME HIGHS

SEASON	CAREER
5, 2x, Last at Arizona (9/10).....	Receptions ..... 5, 3x, Last at Arizona (9/10/22)
81 vs. Memphis (9/3).....	Receiving Yards ..... 81 vs. Memphis (9/3/22)
1, 2x, Last at LSU (9/17).....	Receiving TD ..... 2 at Arkansas (11/6/21)
27 vs. Memphis (9/3).....	Long Reception ..... 37 at Arkansas (11/6/21)

NOTABLES

- MSU's leading receiver at LSU (9/17) with 67 yards and a touchdown
- Has scored seven touchdowns in his last eight games
- Hauled in a career-high 81 receiving yards against Memphis (9/3)
- Tied his career-high with five receptions at Arizona (9/10)
- Ranks 10th in the SEC with 70.3 receiving yards per game

CAREER RECEIVING STATS

Year	GP-GS	Rec.	Yds.	TD	Lg.	Rec./G	YPC	Avg./G
2021	10-3	18	252	5	37	1.8	14.0	25.2
2022	3-3	14	211	2	27	4.7	15.1	70.3
TOTALS	13-6	32	463	7	37	2.5	14.5	35.6

CAREER ALL PURPOSE

Rush	Rec.	PR	KR	IR	Total	Avg./G
0	252	0	0	0	252	25.2
0	211	0	0	0	211	70.3
0	463	0	0	0	463	35.6

#2 • WILL ROGERS • QB • 6-2 • 210 • JR.



GAME HIGHS

SEASON	CAREER
39 at Arizona (9/10).....	Completions ..... 50 at Memphis (9/18/21)
49 vs. Memphis (9/3).....	Attempts ..... 67 at Memphis (9/18/21)
450 vs. Memphis (9/3).....	Pass Yards ..... 450 vs. Memphis (9/3/22)
5 vs. Memphis (9/3).....	Pass TD ..... 6 at Auburn (11/6/21)
35 vs. Memphis (9/3).....	Long Pass ..... 56 vs. Tennessee State (11/20/21)
5 at LSU (9/17).....	Rushes ..... 9 vs. Alabama (10/16/21)
(-9) at Arizona (9/10).....	Rush Yards ..... 26 at Ole Miss (11/28/20)
.....	Rush TD ..... 1 vs. Tulsa (12/31/20)
6 at Arizona (9/10).....	Long Rush ..... 18 vs. Ole Miss (11/25/21)

NOTABLES

- Top 10 nationally in completions per game, passing touchdowns, passing yards per game and completion percentage
- Has 56 passing touchdowns in his last 22 games
- Led SEC in passing yards per game with 364.5 last year
- Finished third in the FBS with 4,739 total passing yards throughout 2021
- Broke 25 MSU records during his sophomore season

CAREER PASSING STATS

Year	GP-GS	C - A - I	Yds.	TD	Lg.	Pct.	YPA	Avg./G	Effic.
2020	9-6	239-346-7	1,976	11	51	69.1	5.7	219.6	123.5
2021	13-13	505-683-9	4,739	36	56	73.9	6.9	364.5	145.0
2022	3-3	101-139-3	977	10	35	72.7	7.0	325.7	151.1
TOTALS	25-22	845-1168-10	7,692	57	56	72.3	6.6	307.7	140.5

CAREER TOTAL OFFENSE

Rush	Pass	Total	Avg./G
-41	1,976	1,935	215.0
-97	4,739	4,642	357.1
-47	977	930	310.0
-185	7,692	7,507	300.3

#4 • CALEB DUCKING • WR • 6-5 • 205 • R-SR.



GAME HIGHS

SEASON	CAREER
7 at Arizona (9/10).....	Receptions..... 7 at Arizona (9/10/22)
73 vs. Memphis (9/3).....	Receiving Yards ..... 73 vs. Memphis (9/3/22)
2 at Arizona (9/10).....	Receiving TD ..... 2 at Arizona (9/10/22)
35 vs. Memphis (9/3).....	Long Reception ..... 35 vs. Memphis (9/3/22)

NOTABLES

- Tied for 19th in the FBS and second in the SEC with three receiving TDs
- Hauled in a career-high and team-leading seven receptions for 56 yards at Arizona (9/10), including his first career multi-touchdown game.
- Caught a career-long 35-yard pass for first career touchdown against Memphis (9/3)
- Had two receptions of 30+ yards against the Tigers (9/3)

CAREER RECEIVING STATS

Year	GP-GS	Rec.	Yds.	TD	Lg.	Rec./G	YPC	Avg./G
2021	7-0	9	83	0	18	1.3	9.2	11.9
2022	3-3	14	162	3	35	4.7	11.6	54.0
TOTALS	10-3	23	245	3	35	2.3	10.7	24.5

CAREER ALL PURPOSE

Rush	Rec.	PR	KR	IR	Total	Avg./G
0	83	0	0	0	83	11.9
0	162	0	0	0	162	54.0
0	245	0	0	0	245	24.5

## 2022 MISSISSIPPI STATE OFFENSIVE PLAYER PROFILES

## #5 • LIDEATRICK "TULU" GRIFFIN • WR • 5-10 • 180 • JR.



## GAME HIGHS

## SEASON

5 vs. Memphis (9/3) ..... Receptions...5, 2x, Last vs. Memphis (9/3/22)  
 60 vs. Memphis (9/3) ..... Receiving Yards .....77 vs. Ole Miss (11/25/21)  
 ..... Receiving TD ..... 1 vs. Tulsa (12/31/21)  
 18, 2x, Last at LSU (9/17)..... Long Reception .....32 vs. Ole Miss (11/25/21)  
 2 at LSU (9/17)..... KO Returns .....4, 2x, Last vs. Ole Miss (11/25/21)  
 64 at LSU (9/17)..... KO Return Yards.....144 vs. Louisiana Tech (9/4/21)  
 ..... KO Return TD ..... 1 vs. NC State (9/11/21)  
 37, 2x, Last at LSU (9/17)..... Long KO Return .....100 vs. NC State (9/11/21)

## CAREER

## NOTABLES

- Fourth in the FBS, averaging 32.8 yards per kickoff return this year
- Matched his career high with five receptions against Memphis (9/3)
- Racked up 96 all-purpose yards against at LSU (9/17)
- Led team in kick return yardage (459) and had three games with 100+ yards in 2021
- Returned the opening kickoff 100 yards for a touchdown against NC State (9/11/21)

## CAREER RECEIVING STATS

Year	GP-GS	Rec.	Yds.	TD	Lg.	Rec./G	YPC	Avg./G
2020	9-2	10	61	1	13	1.1	6.1	6.8
2021	10-6	26	269	0	32	2.6	10.3	26.9
2022	3-0	10	120	0	18	3.3	12.0	40.0
<b>TOTALS</b>	<b>22-8</b>	<b>46</b>	<b>450</b>	<b>1</b>	<b>32</b>	<b>2.1</b>	<b>9.8</b>	<b>20.5</b>

## CAREER ALL PURPOSE

Rush	Rec.	PR	KR	IR	Total	Avg./G
0	61	0	261	0	322	35.8
0	269	0	459	0	728	72.8
0	120	0	131	0	251	83.7
<b>0</b>	<b>450</b>	<b>0</b>	<b>851</b>	<b>0</b>	<b>1301</b>	<b>59.1</b>

## #6 • JAMIRE CALVIN • WR • 5-10 • 160 • GR.



## GAME HIGHS

## SEASON

3 vs. Memphis (9/3) ..... Receptions..... 7, 2x, Last at Utah (12/19/20)  
 15 at LSU (9/17) ..... Receiving Yards ..... 104 at Utah (12/19/20)  
 ..... Receiving TD ..... 2 at Auburn (11/13/21)  
 9 at LSU (9/17) ..... Long Reception ..... 54 at Stanford (10/27/18)

## CAREER

## NOTABLES

- Scored his first touchdown as a Bulldog against Louisiana Tech (9/4/21)
- Had a season-high 67 receiving yards also against Louisiana Tech (9/4/21)
- Made three receptions for 33 yards in State's road win over the Aggies (10/2/21)
- Hauled in a season-high four receptions for 20 yards against Auburn (11/13/21)
- Picked up a pair of touchdowns at Auburn as well (11/13/21)

## CAREER RECEIVING STATS

Year	GP-GS	Rec.	Yds.	TD	Lg.	Rec./G	YPC	Avg./G
2017 (WSU)	13-0	33	300	3	25	2.5	9.1	23.1
2018 (WSU)	13-1	42	497	1	54	3.2	11.8	38.2
2019 (WSU)	-- REDSHIRT SEASON --							
2020 (WSU)	4-4	17	183	1	49	4.3	10.8	45.8
2021	13-2	29	220	3	40	2.2	7.6	16.9
2022	3-0	6	33	0	14	2.0	5.5	11.0
<b>TOTALS</b>	<b>45-7</b>	<b>127</b>	<b>1233</b>	<b>8</b>	<b>54</b>	<b>2.8</b>	<b>9.7</b>	<b>26.8</b>

## CAREER ALL PURPOSE

Rush	Rec.	PR	KR	IR	Total	Avg./G
0	300	0	0	0	300	23.1
0	497	0	0	0	497	38.2
-- REDSHIRT SEASON --						
0	183	0	0	0	183	45.8
0	220	0	0	0	220	16.9
0	33	0	0	0	33	11.0
<b>0</b>	<b>1233</b>	<b>0</b>	<b>0</b>	<b>0</b>	<b>1233</b>	<b>26.8</b>

## #7 • JO'QUAVIOUS MARKS • RB • 5-10 • 205 • JR.



## GAME HIGHS

## SEASON

12 vs. Memphis (9/3)..... Rushes.....20 vs. Kentucky (10/30/21)  
 53 at Arizona (9/10)..... Rush Yards .....72 vs. Tulsa (12/31/20)  
 2 vs. Memphis (9/3) ..... Rush TD...2, 2x, Last vs. Memphis (9/3/22)  
 37 at LSU (9/17)..... Long Rush.....37 at LSU (9/17/22)  
 5 at Arizona (9/10)..... Receptions ..... 10 vs. Arkansas (10/3/20)  
 21 vs. Memphis (9/3)..... Receiving Yards ..... 67 vs. LSU (9/25/21)  
 ..... Receiving TD .....21 at Vanderbilt (10/23/21)  
 12 vs. Memphis (9/3)..... Long Reception .. 1, 3x, Last at Arkansas (11/6/21)

## CAREER

## NOTABLES

- Has scored in every game this season and tied for SEC lead with four rush TDs
- Broke a career-long 37 yard rush for a touchdown at LSU (9/17)
- Tied a career-high with two rushing touchdowns against Memphis (9/3)
- Has caught a pass in 27 straight games (every game of his career), which is the SEC's second-longest active streak

## CAREER RUSHING/RECEIVING STATS

Year	GP-GS	Att.	Yds.	TD	Lg.	Rec.	Yds.	TD	Lg.
2020	11-0	70	312	3	28	60	268	0	19
2021	13-8	106	416	6	23	83	502	3	21
2022	3-1	29	139	4	37	8	40	0	12
<b>TOTALS</b>	<b>27-9</b>	<b>205</b>	<b>867</b>	<b>13</b>	<b>37</b>	<b>151</b>	<b>810</b>	<b>3</b>	<b>21</b>

## CAREER ALL PURPOSE

Rush	Rec.	PR	KR	Total	Avg./G
312	268	0	0	580	52.7
416	502	0	231	1,149	88.4
139	40	0	0	179	59.7
<b>867</b>	<b>810</b>	<b>0</b>	<b>231</b>	<b>1,908</b>	<b>70.7</b>



## 2022 MISSISSIPPI STATE OFFENSIVE PLAYER PROFILES

## #8 • JORDAN MOSLEY • WR • 6-0 • 195 • R-FR.



## GAME HIGHS

## SEASON

Receptions.....	1 at Michigan (10/23/21)
Receiving Yards.....	7 at Michigan (10/23/21)
Receiving TD.....	
Long Reception.....	7 at Michigan (10/23/21)

## CAREER

## NOTABLES

- Transferred to Mississippi State after one year at Northwestern
- Saw action in four games as a true freshman for the Wildcats
- Finished his senior season of high school with 34 receptions for 655 yards and 11 touchdowns
- Named a Sports Illustrated High School All-American

## CAREER RECEIVING STATS

Year	GP-GS	Rec.	Yds.	TD	Lg.	Rec./G	YPC	Avg./G
2021 (NW)	3-0	1	7	0	7	0.3	7.0	2.3
2022								
<b>TOTALS</b>	<b>3-0</b>	<b>1</b>	<b>7</b>	<b>0</b>	<b>7</b>	<b>0.3</b>	<b>7.0</b>	<b>2.3</b>

## CAREER ALL PURPOSE

Rush	Rec.	PR	KR	IR	Total	Avg./G
0	7	0	0	0	7	2.3
0	7	0	0	0	7	2.3

## #11 • JADEN WALLEY • WR • 6-0 • 185 • JR.



## GAME HIGHS

## SEASON

3 vs. Memphis (9/3).....	Receptions.....9 at Ole Miss (11/28/20)
30 vs. Memphis (9/3).....	Receiving Yards....156 at Ole Miss (11/28/20)
1 vs. Memphis (9/3).....	Receiving TD.....1, 9x, Last vs. Memphis (9/3/22)
12 vs. Memphis (9/3).....	Long Reception.....51 at Georgia (11/21/20)

## CAREER

## NOTABLES

- Caught three passes for 30 yards and a touchdown against Memphis (9/3)
- Played in all 13 games with 10 starts for the Bulldogs in 2021
- Hauled in a season-high six receptions and 95 receiving yards against Kentucky (10/30/21)
- Had five or more receptions in seven different contests in 2021

## CAREER RECEIVING STATS

Year	GP-GS	Rec.	Yds.	TD	Lg.	Rec./G	YPC	Avg./G
2020	11-8	52	718	2	51	4.7	13.8	65.3
2021	13-10	55	628	6	29	4.2	11.4	48.3
2022	3-0	7	58	1	12	2.3	8.3	19.3
<b>TOTALS</b>	<b>26-18</b>	<b>114</b>	<b>1,404</b>	<b>9</b>	<b>51</b>	<b>4.2</b>	<b>12.3</b>	<b>52.0</b>

## CAREER ALL PURPOSE

Rush	Rec.	PR	KR	IR	Total	Avg./G
0	718	21	11	0	750	68.2
0	628	130	0	0	758	58.3
0	58	0	0	0	58	19.3
0	1,404	151	11	0	1,566	58.0

## #12 • SAWYER ROBERTSON • QB • 6-4 • 215 • R-FR.



## GAME HIGHS

## SEASON

1 at Arizona (9/10).....	Completions.....1 at Arizona (9/10/22)
1 at Arizona (9/10).....	Attempts.....1 at Arizona (9/10/22)
7 at Arizona (9/10).....	Pass Yards.....7 at Arizona (9/10/22)
	Pass TD.....
7 at Arizona (9/10).....	Long Pass.....7 at Arizona (9/10/22)
	Rushes.....
	Rush Yards.....
	Rush TD.....
	Long Rush.....

## CAREER

## NOTABLES

- Completed his first collegiate pass attempt at Arizona (9/10)
- Made his first appearance as a Bulldog against Memphis (9/3)
- Redshirted in his first year with the program
- Threw for 11,302 yards and 135 touchdowns throughout his high school career
- Added 475 rushing yards and 12 scores on the ground during high school

## CAREER PASSING STATS

Year	GP-GS	C-A-I	Yds.	TD	Lg.	Pct.	YPA	Avg./G	Effic.
2022	2-0	1-1-0	7	0	7	100.0	7.0	3.5	158.8
<b>TOTALS</b>	<b>2-0</b>	<b>1-1-0</b>	<b>7</b>	<b>0</b>	<b>7</b>	<b>100.0</b>	<b>7.0</b>	<b>3.5</b>	<b>158.8</b>

## CAREER TOTAL OFFENSE

Rush	Pass	Total	Avg./G
-	7	7	3.5
-	7	7	3.5

## #18 • JUSTIN ROBINSON • WR • 6-4 • 220 • R-SO.



## GAME HIGHS

## SEASON

1 vs. Memphis (9/3).....	Receptions...1, 3x, Last vs. Memphis (9/3/22)
23 vs. Memphis (9/3).....	Receiving Yards.....23 vs. Memphis (9/3/22)
1 vs. Memphis (9/3).....	Receiving TD....1, 2x, Last vs. Memphis (9/3/22)
23 vs. Memphis (9/3).....	Long Reception.....23 vs. Memphis (9/3/22)

## CAREER

## NOTABLES

- In first MSU game hauled in a touchdown on a career-long reception of 23 yards against Memphis (9/3)
- Transfer from Georgia
- Saw action in nine games over two seasons at the University of Georgia
- Totaled 903 receiving yards and 11 touchdowns his senior year of high school.

## CAREER RECEIVING STATS


Year	GP-GS	Rec.	Yds.	TD	Lg.	Rec./G	YPC	Avg./G
2020 (UGA)	1-0	0	0	0	0	0.0	0.0	0.0
2021 (UGA)	8-0	2	18	1	12	0.3	9.0	2.3
2022	3-0	1	23	1	23	0.3	23.0	7.7
<b>TOTALS</b>	<b>11-0</b>	<b>3</b>	<b>41</b>	<b>2</b>	<b>23</b>	<b>0.3</b>	<b>13.7</b>	<b>3.</b>

## CAREER ALL PURPOSE

Rush	Rec.	PR	KR	IR	Total	Avg./G
0	0	0	0	0	0	0/0
0	18	0	0	0	18	2.3
0	23	0	0	0	23	7.7
0	41	0	0	0	41	3.4

2022 MISSISSIPPI STATE OFFENSIVE PLAYER PROFILES

#23 • DILLON JOHNSON • RB • 6-0 • 215 • JR.



GAME HIGHS

SEASON  
14 vs. Memphis (9/3)..... Rushes..... 14 vs. Memphis (9/3/22)  
67 vs. Memphis (9/3)..... Rush Yards..... 67 vs. Memphis (9/3/22)  
..... Rush TD..... 2, 2x, Last vs. Kentucky (10/30/21)  
35 at LSU (9/17)..... Long Rush..... 35 at LSU (9/17/22)  
6, 2x, Last at Arizona (9/10)..... Receptions .. 9, 2x, Last vs. Ole Miss (11/25/21)  
44 vs. Memphis (9/3)..... Receiving Yards..... 70 vs. NC State (9/11/21)  
..... Receiving TD..... 1 at Auburn (11/13/20)  
17 vs. Memphis (9/3)..... Long Reception..... 26 vs. NC State (9/11/21)

CAREER  
14 vs. Memphis (9/3/22)  
67 vs. Memphis (9/3/22)  
10/30/21  
35 at LSU (9/17/22)  
11/25/21  
9/11/21  
11/13/20  
9/11/21

NOTABLES


- Broke a career-long 35 yard rush at LSU (9/17)
- Led all MSU players with 94 all-purpose yards at Arizona (9/10)
- Notched 106 all-purpose-yards in the season opener against Memphis (9/3)
- Led MSU with six receptions for 39 total yards against the Tigers (9/3)
- Carried a career-high 14 times for a career-high 67 yards against Memphis (9/3)

CAREER RUSHING/RECEIVING STATS

Year	GP-GS	Att.	Yds.	TD	Lg.	Rec.	Yds.	TD	Lg.
2020	11-1	51	225	4	11		157	0	10
2021	13-7	89	485	4	32	65	422	1	26
2022	3-2	32	177	0	35	17	73	0	12
TOTALS	27-10	172	887	8	35	118	681	1	26

CAREER ALL PURPOSE  
Rush Rec. PR KR Total Avg./G  
225 157 0 0 382 34.7  
485 422 0 42 949 73.9  
177 102 0 0 279 93.0  
887 681 0 42 1,610 59.6

#24 • SCOOBIE FORD • WR • 5-11 • 175 • R-SR.



GAME HIGHS

SEASON  
..... Receptions ..... 4 at Texas A&M (10/2/21)  
..... Receiving Yards..... 65 at Arkansas (11/6/21)  
..... Receiving TD.....  
..... Long Reception ..... 29 at Arkansas (11/6/21)

CAREER  
4 at Texas A&M (10/2/21)  
65 at Arkansas (11/6/21)  
11/6/21

NOTABLES


- Made his first career start on the road at Auburn (11/13/21)
- Had a season-high five receptions for 63 yards against the Commodores (10/23/21)
- Hauled in a season-high 65 receiving yards on three catches against Arkansas (11/6/21)
- First reception as a Bulldog came against LSU (9/25/21)
- Gained 40 yards on four receptions in State's road win over Texas A&M (10/2/21)

CAREER RECEIVING STATS

Year	GP-GS	Rec.	Yds.	TD	Lg.	Rec./G	YPC	Avg./G
2021	8-1	19	247	0	29	2.4	13.0	30.9
2022	--	--	--	--	--	--	--	--
TOTALS	8-1	19	247	0	29	2.4	13.0	30.9

CAREER ALL PURPOSE  
Rush Rec. PR KR IR Total Avg./G  
0 247 0 0 0 247 30.9  
-- -- -- -- -- -- --  
0 247 0 0 0 247 30.9

#57 • COLE SMITH • OL • 6-3 • 305 • R-SR.



GAME HIGHS

SEASON  
68.4 at Arizona (9/10)..... Offensive Blocking .. 73.2 vs. Tennessee State (11/20/21)  
77.6 at LSU (9/17)..... Pass Blocking ..... 87.5 at Arkansas (11/6/21)  
68.3 at Arizona (9/10)..... Run Blocking..... 74.8 vs. Tennessee State (11/20/21)

CAREER  
73.2 vs. Tennessee State (11/20/21)  
87.5 at Arkansas (11/6/21)  
11/20/21


NOTABLES

- Appeared in all 13 games with six starts in 2021
- Tied for MSU's highest pass blocking grade of the week (87.5) against Arkansas (11/6/21)
- Paved the way for State to rack of 600 yards of total offense versus Tennessee St. (11/20/21)
- Made first career start at left guard in the Liberty Bowl (12/28/21)
- MSU's offense gained over 400 yards a game in all five of Smith's starts at right guard

CAREER BLOCKING STATS

Year	GP-GS	OFF*	PBLK*	RBLK*	*per PFF.com
2018 (LSU)	2-0	-	-	-	
2019	-	-	-	-	
2020	10-9	41.3	31.5	43.3	
2021	13-6	61.8	74.3	60.2	
2022	3-3	67.1	76.7	63.0	
TOTALS	28-18	-	-	-	

#58 • KAMERON JONES • OL • 6-5 • 315 • R-SR.



GAME HIGHS

SEASON  
69.2 vs. Memphis (9/3)..... Offensive Blocking .. 79.0 at Vanderbilt (10/23/21)  
80.3 vs. Memphis (9/3)..... Pass Blocking ..... 87.8 at Texas A&M (10/2/21)  
60.8 vs. Memphis (9/3)..... Run Blocking..... 85.8 at Memphis (9/18/21)

CAREER  
79.0 at Vanderbilt (10/23/21)  
87.8 at Texas A&M (10/2/21)  
9/18/21

NOTABLES

- Started all 13 games on the offensive line in 2021
- In his first start at left guard, the Bulldogs churned out 435 yards of total offense
- Posted MSU's highest run blocking grade (77.6) according to PFF against LSU (9/25/21)
- Recorded MSU's highest pass blocking grade (87.8) at Texas A&M (10/2/21)
- Tied with Cole Smith for the team's highest pass blocking grade (87.5) at Arkansas (11/6/21)

CAREER BLOCKING STATS

Year	GP-GS	OFF*	PBLK*	RBLK*	*per PFF.com
2020	6-6	54.6	61.5	52.0	
2021	13-13	68.8	78.6	67.4	
2022	3-3	63.8	71.2	58.2	
TOTALS	22-22	-	-	-	

## 2022 MISSISSIPPI STATE OFFENSIVE PLAYER PROFILES

## #63 • LAQUINSON SHARP • OL • 6-3 • 310 • GR.



## GAME HIGHS

SEASON	CAREER
65.8 at LSU (9/17).....	Offensive Blocking ...85.7 at Louisiana (8/31/19)
86.2 at Arizona (9/10).....	Pass Blocking ....89.0 at Alabama (10/31/20)
59.7 at LSU (9/17).....	Run Blocking .....90.9 at Louisiana (8/31/19)

## CAREER BLOCKING STATS

Year	GP-GS	OFF*	PBLK*	RBLK*	*per PFF.com
2019	9-5	61.1	50.8	62.5	
2020	9-4	55.0	70.0	42.7	
2021	13-13	76.6	83.8	73.8	
2022	3-3	58.7	75.9	52.0	
<b>TOTALS</b>	<b>33-24</b>	-	-	-	

## NOTABLES

- Named SEC Co-Offensive Lineman of the Week (9/5 and 9/12)
- Posted an 86.2 pass blocking grade at Arizona (9/10), which was No. 3 among FBS centers in Week 2
- Started all 13 games at center in 2021
- All-SEC honorable mention by PFF
- Only surrendered two sacks and seven hurries in 786 passing snaps in 2021

## #66 • NICK JONES • OL • 6-3 • 300 • R-JR.



## GAME HIGHS

SEASON	CAREER
66.4 at Arizona (9/10).....	Offensive Blocking ...75.4 vs. Tennessee State (11/20/21)
80.0 at Arizona (9/10).....	Pass Blocking ...87.8 vs. Texas Tech (12/28/21)
61.8 at Arizona (9/10).....	Run Blocking ...88.4 vs. Tennessee State (11/20/21)

## CAREER BLOCKING STATS

Year	GP-GS	OFF*	PBLK*	RBLK*	*per PFF.com
2021	7-1	75.8	88.4	78.6	
2022	3-3	60.2	66.8	55.6	
<b>TOTALS</b>	<b>10-4</b>	-	-	-	

## NOTABLES

- Appeared in seven games and made one start in his initial season with the Bulldogs
- Made MSU debut against NC State (9/11/21)
- Earned first MSU start in the Liberty Bowl vs. Texas Tech (12/28/21)
- Three-star junior college prospect at East Mississippi C.C.
- Earned Junior Colleges All-North Second Team in 2019

## #64 • STEVEN LOSOYA III • OL • 6-4 • 310 • R-JR.



## GAME HIGHS

SEASON	CAREER
60.0 vs. Memphis (9/3).....	Offensive Blocking .....76.6 vs. FIU (11/13/21)
.....	Pass Blocking ..85.4 vs. Southern Miss (10/30/21)
56.9 vs. Memphis (9/3).....	Run Blocking .....71.5 vs. FIU (11/13/21)

## CAREER BLOCKING STATS

Year	GP-GS	OFF*	PBLK*	RBLK*	*per PFF.com
2019 (MT)	3-0	60.1	-	60.1	
2020 (MT)	7-3	57.8	56.0	56.3	
2021 (MT)	13-11	58.9	53.2	60.7	
2022	1-0	60.0	-	56.9	
<b>TOTALS</b>	<b>24-14</b>	-	-	-	

## NOTABLES

- Made his Bulldog debut against Memphis (9/3)
- At Middle Tennessee in 2021, played in 13 games with 11 starts
- Earned Middle Tennessee's Offensive Lineman of the Week award three times in 2021
- Named to the C-USA All-Freshman team in 2020
- In high school, earned All-Nashville honors in 2018

## #69 • KWATRIVIOUS JOHNSON • OL • 6-7 • 320 • R-SR.



## GAME HIGHS

SEASON	CAREER
65.1 vs. Memphis (9/3).....	Offensive Blocking ...72.1 vs. Tennessee State (11/20/21)
58.8 vs. Memphis (9/3).....	Pass Blocking ...85.0 vs. Ole Miss (11/25/21)
71.0 at Arizona (9/10).....	Run Blocking .....80.5 at Memphis (9/18/21)

## CAREER BLOCKING STATS

Year	GP-GS	OFF*	PBLK*	RBLK*	*per PFF.com
2018	2-0	59.5	-	59.0	
2019	2-0	62.8	80.6	58.3	
2020	8-3	32.7	22.7	52.6	
2021	11-8	68.7	74.4	75.6	
2022	3-3	56.5	39.1	67.1	
<b>TOTALS</b>	<b>26-14</b>	-	-	-	

## NOTABLES

- Appeared in 11 games and made eight starts at right guard
- Against Louisiana Tech, graded as the top run-blocker with a 79.9 grade (9/4/21)
- Received a team-best 84.2 pass blocking grade against LSU (9/25/21)
- Started the Liberty Bowl against Texas Tech (12/28/21)
- Played in eight games with three starts in 2020

## #75 • PERCY LEWIS • OL • 6-8 • 335 • JR.



## GAME HIGHS

SEASON	CAREER
60.0, 2x, Last at Arizona (9/10).....	Offensive Blocking 60.0, 2x, Last at Arizona (9/10/22)
.....	Pass Blocking .....
60.0 at Arizona (9/10).....	Run Blocking .....60.0 at Arizona (9/10/22)

## CAREER BLOCKING STATS

Year	GP-GS	OFF*	PBLK*	RBLK*	*per PFF.com
2022	2-0	58.3	-	51.3	
<b>TOTALS</b>	<b>2-0</b>	-	-	-	

## NOTABLES

- Made his first MSU appearance against Memphis (9/3)
- Transferred from Mississippi Gulf Coast C.C.
- Played in seven games as a sophomore and five games as a freshman
- Rated as the No. 2 junior college prospect in the nation
- In high school, named to Class 1A All-State First Team in fall 2019

## 2022 MISSISSIPPI STATE OFFENSIVE PLAYER PROFILES

## #76 • ALBERT REESE IV • OL • 6-7 • 320 • R-FR.



## GAME HIGHS

## SEASON

60.0 at Arizona (9/10) ..... Offensive Blocking ..... 60.0 at Arizona (9/10/22)  
 48.8 vs. Memphis (9/3) ..... Pass Blocking ..... 48.8 vs. Memphis (9/3/22)  
 60 at Arizona (9/10) ..... Run Blocking ..... 60.0 at Arizona (9/10)

## CAREER

## CAREER BLOCKING STATS

Year	GP-GS	OFF*	PBLK*	RBLK*	*per PFF.com
2021	3-0	64.9	84.5	52.6	
2022	2-0	57.6	48.8	58.4	
<b>TOTALS</b>	<b>5-0</b>	-	-	-	

## NOTABLES

- Redshirted his initial year with the program
- As a junior in high school, helped lead an offensive unit average 512 yards per game
- Paved the way for a pair of 1,000-yard rushers and seven 100-yard rushing games
- Rated as a top-100 offensive line recruit per ESPN (No. 99)

## #81 • ANTONIO HARMON • WR • 6-3 • 215 • R-FR.



## GAME HIGHS

## SEASON

3 vs. Memphis (9/3) ..... Receptions ..... 3 vs. Memphis (9/3/22)  
 30 vs. Memphis (9/3) ..... Receiving Yards ..... 30 vs. Memphis (9/3/22)  
 ..... Receiving TD .....  
 16 at Arizona (9/10) ..... Long Reception ..... 16 at Arizona (9/10/22)

## CAREER

## NOTABLES

- Made a career-long 16-yard reception at Arizona (9/10)
- Hauled in his first three career receptions for 30 yards in the season-opener against Memphis (9/3)
- Saw action in two games in 2021
- In high school, tabbed Region 4-4A Most Valuable Defensive Back as a junior

## CAREER RECEIVING STATS

Year	GP-GS	Rec.	Yds.	TD	Lg.	Rec./G	YPC	Avg./G
2021	2-0	0	0	0	0	0.0	0.0	0.0
2022	3-0	4	46	0	16	1.3	11.5	15.3
<b>TOTALS</b>	<b>5-0</b>	<b>4</b>	<b>46</b>	<b>0</b>	<b>16</b>	<b>1.3</b>	<b>11.5</b>	<b>15.3</b>

## CAREER ALL PURPOSE

Rush	Rec.	PR	KR	IR	Total	Avg./G
0	0	0	0	0	0	0.0
0	46	0	0	0	46	15.3
<b>0</b>	<b>46</b>	<b>0</b>	<b>0</b>	<b>0</b>	<b>46</b>	<b>15.3</b>

## #82 • RUFUS HARVEY • WR • 5-10 • 165 • R-SO.



## GAME HIGHS

## SEASON

6 at Arizona (9/10) ..... Receptions ..... 6 at Arizona (9/10/22)  
 61 vs. Memphis (9/3) ..... Receiving Yards ..... 61 vs. Memphis (9/3/22)  
 1 vs. Memphis (9/3) ..... Receiving TD ..... 1, 2x, Last vs. Memphis (9/3/22)  
 33 vs. Memphis (9/3) ..... Long Reception ..... 33 vs. Memphis (9/3/22)

## CAREER

## NOTABLES

- Had six catches for 54 yards at Arizona (9/10)
- Set new career highs in the season-opener against Memphis (9/3) in both receptions (5) and yards (61)
- Scored a touchdown on a career-long 33-yard catch against the Tigers (9/3)
- Against the Crimson Tide (10/16/21), made his first career reception

## CAREER RECEIVING STATS

Year	GP-GS	Rec.	Yds.	TD	Lg.	Rec./G	YPC	Avg./G
2021	5-0	5	39	1	11	1.0	7.8	7.8
2022	3-3	14	137	1	33	4.7	9.8	45.7
<b>TOTALS</b>	<b>8-3</b>	<b>19</b>	<b>176</b>	<b>2</b>	<b>33</b>	<b>2.4</b>	<b>9.3</b>	<b>22.0</b>

## CAREER ALL PURPOSE

Rush	Rec.	PR	KR	IR	Total	Avg./G
0	39	0	0	0	39	7.8
0	137	0	0	0	137	45.7
<b>0</b>	<b>176</b>	<b>0</b>	<b>0</b>	<b>0</b>	<b>176</b>	<b>22.0</b>

## #85 • AUSTIN WILLIAMS • WR • 6-3 • 205 • GR.



## GAME HIGHS

## SEASON

5 at Arizona (9/10) ..... Receptions ..... 7 at LSU (9/26/20)  
 31 at Arizona (9/10) ..... Receiving Yards ..... 75 vs. Tennessee State (11/20/21)  
 2 at Arizona (9/10) ..... Receiving TD ..... 3 vs. Tennessee State (11/20/21)  
 8 at Arizona (9/10) ..... Long Reception ..... 34 vs. NC State (9/11/21)

## CAREER

## NOTABLES

- Holds the MSU career record for games played (53)
- Top 10 in MSU career history in receptions (T-8th) and receiving TDs (T-6th)
- Hauled in a pair of touchdowns at Arizona (9/10)
- First Team CoSIDA Academic All-American selection in 2021
- Finished with the highest hands grade (92.3) among Power 5 wide receivers according to PFF

## CAREER RECEIVING STATS

Year	GP-GS	Rec.	Yds.	TD	Lg.	Rec./G	YPC	Avg./G
2018	13-5	10	137	3	33	0.8	13.7	10.5
2019	13-0	11	119	2	28	0.8	10.8	9.2
2020	11-9	43	372	3	24	3.9	8.7	33.8
2021	13-12	52	617	4	34	4.0	11.9	47.5
2022	3-3	6	32	2	8	2.0	5.3	10.7
<b>TOTALS</b>	<b>53-29</b>	<b>122</b>	<b>1277</b>	<b>14</b>	<b>34</b>	<b>2.3</b>	<b>10.5</b>	<b>24.1</b>

## CAREER ALL PURPOSE

Rush	Rec.	PR	KR	IR	Total	Avg./G
0	137	0	0	0	137	10.5
0	119	0	0	0	119	9.2
0	372	48	0	0	420	38.2
0	617	21	0	0	638	49.1
0	32	5	0	0	37	12.0
<b>0</b>	<b>1277</b>	<b>74</b>	<b>0</b>	<b>0</b>	<b>1351</b>	<b>25.5</b>



## 2022 MISSISSIPPI STATE DEFENSIVE PLAYER PROFILES

## #0 • JALEN GREEN • S • 6-1 • 200 • 5TH



## GAME HIGHS

## SEASON

5 vs. Memphis (9/3) ..... Total Tackles ..... 11 vs. Ole Miss (11/25/21)  
 ..... TFL ... 1.0, 4x, Last vs. Louisiana Tech (9/4/21)  
 ..... Sacks .....  
 1 at Arizona (9/10) ..... Interceptions ..... 1, 4x, Last at Arizona (9/10/22)  
 1, 2x, last at Arizona (9/10) ..... Pass Breakups ... 2, 2x, Last vs. NC State (9/11/21)  
 ..... Forced Fumbles .....  
 ..... Fumbles Recoveries ..... 1 vs. NC State (9/11/21)

## CAREER

## NOTABLES

- Tallied three tackles and an interception at Arizona (9/10)
- Broke up a pass in the end zone in the season opener against Memphis (9/3)
- Made MSU debut against Louisiana Tech and had six tackles, including a tackle for loss (9/4/21)
- Notched a career-high 11 tackles, including six solo stops, against the rebels (11/25/21)

## CAREER DEFENSIVE STATS

Year	GP-GS	Solo	Ast	Total	TFL-Yards	Sacks-Yards	Int	BrUp	FF	FR
2018 (TEX)	11-0	1	1	2	0.0-0	0.0-0	0	0	0	0
2019 (TEX)	10-7	21	9	30	2.0-10	0.0-0	0	5	0	0
2020 (TEX)	9-1	11	3	14	1.0-4	0.0-0	1	2	0	0
2021	12-10	22	19	41	1.5-5	0.0-0	2	4	0	1
2022	3-3	7	5	12	0.0-0	0.0-0	1	2	0	0
<b>TOTALS</b>	<b>45-21</b>	<b>62</b>	<b>37</b>	<b>99</b>	<b>4.5-19</b>	<b>0.0-0</b>	<b>4</b>	<b>13</b>	<b>0</b>	<b>1</b>

## #1 • MARCUS BANKS • CB • 6-0 • 190 • SR.



## GAME HIGHS

## SEASON

3 vs. Memphis (9/3) ..... Total Tackles ..... 4 vs. Mercer (9/11/21)  
 1.0 vs. Memphis (9/3) ..... TFL ... 1.0, 2x, last vs. Memphis (9/3/22)  
 ..... Sacks .....  
 ..... Interceptions ..... 1 vs. Mercer (9/11/21)  
 1 at Arizona (9/10/22) ..... Pass Breakups ..... 1 at Arizona (9/10/22)  
 ..... Forced Fumbles .....  
 ..... Fumbles Recoveries .....

## CAREER

## NOTABLES

- Made a tackle at the 3-yard line, allowing a 0-yard punt return at LSU (9/17)
- Recorded his first career pass breakup at Arizona (9/10)
- Picked up three tackles including 1.0 for a loss in his MSU debut against Memphis (9/3)
- Transfer from Alabama where he posted six tackles and an interception in 2021

## CAREER DEFENSIVE STATS

Year	GP-GS	Solo	Ast	Total	TFL-Yards	Sacks-Yards	Int	BrUp	FF	FR
2019 (ALA)	7-0	0	0	0	0.0-0	0.0-0	0	0	0	0
2020 (ALA)	9-0	1	1	2	0.0-0	0.0-0	0	0	0	0
2021 (ALA)	8-1	4	2	6	0.5-0	0.0-0	1	0	0	0
2022	3-0	2	1	3	1.0-1	0.0-0	0	1	0	0
<b>TOTALS</b>	<b>27-1</b>	<b>7</b>	<b>4</b>	<b>11</b>	<b>1.5-1</b>	<b>0.0-0</b>	<b>1</b>	<b>1</b>	<b>0</b>	<b>0</b>

## #2 • TYRUS WHEAT • LB • 6-2 • 260 • GR.



## GAME HIGHS

## SEASON

6 at LSU (9/17) ..... Total Tackles ..... 8 at Arkansas (11/6/21)  
 1.0 at LSU (9/17) ..... TFL ... 3.0 vs. Tennessee State (11/20/21)  
 1.0 at LSU (9/17) ..... Sacks ... 2.0, 2x, Last vs. Tennessee State (11/20/21)  
 ..... Interceptions ..... 1, 2x, Last at Auburn (11/6/21)  
 1, 2x, Last at Arizona (9/10) ..... Pass Breakups ..... 1, 6x, Last at Arizona (9/10/22)  
 ..... Forced Fumbles ... 1, 3x, Last at Texas A&M (10/2/21)  
 1 at LSU (9/17) ..... Fumbles Recoveries .. 1, 4x, Last at LSU (9/17/22)

## CAREER

## NOTABLES

- Ranks fourth in the SEC with a 90.2 run defense grade from PFF
- Totaled a season-high six tackles with a sack and fumble recovery at LSU (9/17)
- Tallied five solo tackles and a pass breakup at Arizona (9/10)
- Broke up a pass in the season-opener against Memphis (9/3)
- Had a career-high three tackles for loss and two sacks against Tennessee St. (11/20/21)

## CAREER DEFENSIVE STATS

Year	GP-GS	Solo	Ast	Total	TFL-Yards	Sacks-Yards	Int	BrUp	FF	FR
2020	9-8	12	18	30	6.0-29	5.0-27	1	2	2	2
2021	13-13	20	26	46	10.5-58	7.5-52	1	2	1	1
2022	3-3	7	6	13	1.0-2	1.0-2	0	2	0	1
<b>TOTALS</b>	<b>25-24</b>	<b>39</b>	<b>50</b>	<b>89</b>	<b>17.5-89</b>	<b>13.5-81</b>	<b>2</b>	<b>6</b>	<b>3</b>	<b>4</b>



## 2022 MISSISSIPPI STATE DEFENSIVE PLAYER PROFILES

## #3 • DECAMERION RICHARDSON • CB • 6-2 • 190 • JR.



## GAME HIGHS

SEASON	CAREER
11 at LSU (9/17).....	Total Tackles..... 11 at LSU (9/17/22)
.....	TFL.....
.....	Sacks.....
.....	Interceptions.....
2 at Arizona (9/10).....	Pass Breakups..... 2 at Arizona (9/10)
.....	Forced Fumbles.....
.....	Fumbles Recoveries.....

## NOTABLES

- Tied for eighth in the SEC in tackling grade (86.6) per PFF
- Recorded a career-high 11 tackles at LSU (9/17)
- Broke up a career-high two passes and had three tackles at Arizona (9/10)
- Made his first career pass breakup against Memphis (9/3)
- Made his first career start in the Liberty Bowl against Texas Tech

## CAREER DEFENSIVE STATS

Year	GP-GS	Solo	Ast	Total	TFL-Yards	Sacks-Yards	Int	BrUp	FF	FR
2020	7-0	0	0	0	0.0-0	0.0-0	0	0	0	0
2021	13-1	13	0	13	0.0-0	0.0-0	0	0	0	0
2022	3-3	10	7	17	0.0-0	0.0-0	0	3	0	0
<b>TOTALS</b>	<b>23-4</b>	<b>23</b>	<b>7</b>	<b>30</b>	<b>0.0-0</b>	<b>0.0-0</b>	<b>0</b>	<b>3</b>	<b>0</b>	<b>0</b>

## #4 • DECARLOS NICHOLSON • CB • 6-3 • 190 • JR.



## GAME HIGHS

SEASON	CAREER
1 at Arizona (9/10).....	Total Tackles..... 1 at Arizona (9/10/22)
.....	TFL.....
.....	Sacks.....
.....	Interceptions.....
.....	Pass Breakups.....
.....	Forced Fumbles.....
.....	Fumbles Recoveries.....

## NOTABLES

- Made first career tackle at Arizona (9/10)
- Transferred from Mississippi Gulf Coast Community College
- Made 19 tackles with 16 pass breakups in 2021
- Converted to cornerback after playing quarterback his freshman year at MGCCC
- As a senior in high school, he threw for 1,942 yards and 17 touchdowns

## CAREER DEFENSIVE STATS

Year	GP-GS	Solo	Ast	Total	TFL-Yards	Sacks-Yards	Int	BrUp	FF	FR
2022	3-0	1	0	1	0.0-0	0.0-0	0	0	0	0
<b>TOTALS</b>	<b>3-0</b>	<b>1</b>	<b>0</b>	<b>1</b>	<b>0.0-0</b>	<b>0.0-0</b>	<b>0</b>	<b>0</b>	<b>0</b>	<b>0</b>

## #5 • RANDY CHARLTON • DE • 6-3 • 270 • 5TH



## GAME HIGHS

SEASON	CAREER
4 at Arizona (9/10).....	Total Tackles..... 7 at Marshall (12/23/19)
1.0 at Arizona (9/10).....	TFL..... 2.0, 2x, Last vs. Tulane (8/29/20)
1.0 at Arizona (9/10).....	Sacks..... 2.0 vs. Tulane (8/29/20)
.....	Interceptions.....
.....	Pass Breakups..... 2 vs. Georgia Tech (9/19/20)
.....	Forced Fumbles..... 1 at Auburn (11/13/21)
.....	Fumbles Recoveries.....

## NOTABLES

- Notched four tackles including a sack at Arizona (9/10)
- Picked up a pair of tackles including 0.5 for loss against Memphis (9/3)
- 2021 was his first year with MSU after transferring from UCF
- Tied for the team-lead with seven QB hurries in 2021
- Tallied a sack in four different games throughout the 2021 campaign

## CAREER DEFENSIVE STATS

Year	GP-GS	Solo	Ast	Total	TFL-Yards	Sacks-Yards	Int	BrUp	FF	FR
2018 (UCF)	13-1	10	11	21	3.0-10	1.0-6	0	2	0	0
2019 (UCF)	10-5	12	16	28	3.5-19	1.0-13	0	0	0	0
2020 (UCF)	5-5	13	5	18	4.0-21	2.0-17	0	2	0	0
2021	12-11	14	21	35	5.0-27	4.0-25	0	0	1	0
2022	3-3	4	5	9	1.5-17	1.0-15	0	0	0	0
<b>TOTALS</b>	<b>43-25</b>	<b>53</b>	<b>58</b>	<b>111</b>	<b>17.0-94</b>	<b>9.0-76</b>	<b>0</b>	<b>4</b>	<b>1</b>	<b>0</b>

## #6 • JORDAN DAVIS • DE • 6-4 • 270 • GR.



## GAME HIGHS

SEASON	CAREER
3 vs. Memphis (9/3).....	Total Tackles..... 6 at LSU (9/26/20)
0.5 vs. Memphis (9/3).....	TFL..... 0.5 vs. Memphis (9/3/22)
.....	Sacks.....
.....	Interceptions.....
.....	Pass Breakups..... 1 at LSU (9/26/20)
1 vs. Memphis (9/3).....	Forced Fumbles.....
.....	Fumbles Recoveries.....

## NOTABLES

- Registered 0.5 tackles for loss and his first career forced fumble against Memphis (9/3)
- Forced to miss entire 2021 campaign due to injury
- In 2020, totaled 22 tackles as well as one pass breakup
- Against LSU, earned six tackles and a pass breakup in MSU's upset win (9/26/20)
- Previously played at Copiah-Lincoln C.C. before transferring to MSU

## CAREER DEFENSIVE STATS

Year	GP-GS	Solo	Ast	Total	TFL-Yards	Sacks-Yards	Int	BrUp	FF	FR
2020	9-0	7	15	22	0.0-0	0.0-0	0	1	0	0
2021					-- REDSHIRT SEASON --					
2022	2-0	2	2	4	0.5-0	0.0-0	0	0	1	0
<b>TOTALS</b>	<b>11-0</b>	<b>9</b>	<b>17</b>	<b>26</b>	<b>0.5-0</b>	<b>0.0-0</b>	<b>0</b>	<b>1</b>	<b>1</b>	<b>0</b>

## 2022 MISSISSIPPI STATE DEFENSIVE PLAYER PROFILES

## #8 • JACKIE MATTHEWS • S • 6-0 • 190 • GR.



## GAME HIGHS

## SEASON

6 at LSU (9/17)..... Total Tackles ..... 7 vs. Minnesota (12/28/21)  
 ..... TFL ..... 2.0 vs. Minnesota (12/28/21)  
 ..... Sacks ..... 1.0 vs. Minnesota (12/28/21)  
 ..... Interceptions ..... 1 at Oklahoma (9/4/21)  
 1 at LSU (9/17)..... Pass Breakups ..... 1, 4x, Last at LSU (9/17/22)  
 ..... Forced Fumbles .....  
 ..... Fumbles Recoveries .....

## CAREER

(12/28/21)  
 (12/28/21)  
 (12/28/21)  
 (9/4/21)  
 (9/17/22)  
 .....  
 .....

## NOTABLES

- Totaled six tackles and a pass breakup at LSU (9/17)
- Tallied five solo tackles at Arizona (9/10)
- Picked up a tackle in his MSU debut against Memphis (9/3)
- Registered seven tackles, including 2.0 for loss, and 1.0 sack against Minnesota in the Guaranteed Rate Bowl, all for career-highs (12/28/21)

## CAREER DEFENSIVE STATS

Year	GP-GS	Solo	Ast	Total	TFL-Yards	Sacks-Yards	Int	BrUp	FF	FR
2020 (WVU)	10-1	3	0	3	0.0-0	0.0-0	0	0	0	0
2021 (WVU)	13-8	34	9	43	6.5-22	1.0-10	1	3	0	0
2022	3-3	10	2	12	0.0-0	0.0-0	0	1	0	0
<b>TOTALS</b>	<b>26-12</b>	<b>47</b>	<b>11</b>	<b>58</b>	<b>6.5-22</b>	<b>1.0-10</b>	<b>1</b>	<b>4</b>	<b>0</b>	<b>0</b>

## #9 • DE'MONTE RUSSELL • DE • 6-4 • 260 • R-JR.



## GAME HIGHS

## SEASON

1, 3x, Last at LSU (9/17)..... Total Tackles ..5 vs. Tennessee State (11/20/21)  
 ..... TFL .. 1.0, 2x, Last vs. Texas Tech (12/28/21)  
 ..... Sacks .....  
 ..... Interceptions .....  
 ..... Pass Breakups .....  
 ..... Forced Fumbles ..... 1 at Auburn (11/13/21)  
 ..... Fumbles Recoveries .....

## CAREER

(11/20/21)  
 (12/28/21)  
 .....  
 .....  
 .....  
 .....  
 (11/13/21)  
 .....

## NOTABLES

- Notched a career-high five tackles against Tennessee State (11/20/21)
- Earned at least half of a tackle for loss on three separate occasions in 2021
- Forced a fumble in the comeback win against Auburn, the first of his career (11/13/21)
- Got his first career start in the Liberty Bowl versus Texas Tech (12/28/21)
- Missed the 2020 season due to injury

## CAREER DEFENSIVE STATS

Year	GP-GS	Solo	Ast	Total	TFL-Yards	Sacks-Yards	Int	BrUp	FF	FR
2019	4-0	0	1	1	0.0-0	0.0-0	0	0	0	0
2020					-- REDSHIRT SEASON --					
2021	11-1	6	7	13	2.5-13	0.0-0	0	0	1	0
2022	3-0	0	3	3	0.0-0	0.0-0	0	0	0	0
<b>TOTALS</b>	<b>18-1</b>	<b>6</b>	<b>11</b>	<b>17</b>	<b>2.5-13</b>	<b>0.0-0</b>	<b>0</b>	<b>0</b>	<b>1</b>	<b>0</b>

## #10 • COREY ELLINGTON • S • 6-3 • 200 • SO.



## GAME HIGHS

## SEASON

5 vs. Memphis (9/3)..... Total Tackles ..... 8 vs. Texas Tech (12/28/21)  
 ..... TFL .....  
 ..... Sacks .....  
 ..... Interceptions .....  
 ..... Pass Breakups .....  
 ..... Forced Fumbles .....  
 ..... Fumbles Recoveries .....

## CAREER

(12/28/21)  
 .....  
 .....  
 .....  
 .....  
 .....  
 .....

## NOTABLES

- Notched five tackles, which was second on the team, in the season-opener against Memphis (9/3)
- Earned his first start against Texas Tech in the Liberty Bowl (12/28/21)
- Totaled eight tackles in the Liberty Bowl versus the Red Raiders (12/28/21)
- Added a pair of tackles at Vanderbilt (10/23/21)

## CAREER DEFENSIVE STATS

Year	GP-GS	Solo	Ast	Total	TFL-Yards	Sacks-Yards	Int	BrUp	FF	FR
2021	8-1	8	4	12	0.0-0	0.0-0	0	0	0	0
2022	3-0	5	2	7	0.0-0	0.0-0	0	0	0	0
<b>TOTALS</b>	<b>11-1</b>	<b>13</b>	<b>6</b>	<b>19</b>	<b>0.0-0</b>	<b>0.0-0</b>	<b>0</b>	<b>0</b>	<b>0</b>	<b>0</b>

## #12 • SHAWN PRESTON JR. • S • 6-0 • 205 • R-SR.



## GAME HIGHS

## SEASON

1, 2x, Last at LSU..... Total Tackles ..... 12 at Ole Miss (11/28/20)  
 ..... TFL ..... 1.5 at Georgia (11/21/20)  
 ..... Sacks .....  
 ..... Interceptions ..... 1 vs. Kentucky (10/30/21)  
 ..... Pass Breakups ..... 2 vs. Auburn (12/12/20)  
 ..... Forced Fumbles .....  
 1 vs. Memphis (9/3)..... Fumbles Recoveries ..... 1 vs. Memphis (9/3/22)

## CAREER

(11/28/20)  
 (11/21/20)  
 .....  
 (10/30/21)  
 (12/12/20)  
 .....  
 (9/3/22)

## NOTABLES

- Recovered his first fumble in the season-opener against Memphis (9/3)
- Earned his first career interception in 2021 against Kentucky (10/30/21)
- Had a season-high nine tackles at Arkansas (11/6/21)
- Registered seven total tackles and a pass break-up in the win over Tennessee State (11/20/21)

## CAREER DEFENSIVE STATS

Year	GP-GS	Solo	Ast	Total	TFL-Yards	Sacks-Yards	Int	BrUp	FF	FR
2018	1-0	1	0	1	0.0-0	0.0-0	0	0	0	0
2019	7-1	15	10	25	0.0-0	0.0-0	0	2	0	0
2020	10-6	35	30	65	3.0-5	0.0-0	0	4	0	0
2021	11-4	11	18	29	0.0-0	0.0-0	1	1	0	0
2022	3-0	0	2	2	0.0-0	0.0-0	0	0	0	1
<b>TOTALS</b>	<b>32-11</b>	<b>62</b>	<b>60</b>	<b>122</b>	<b>3.0-5</b>	<b>0.0-0</b>	<b>1</b>	<b>7</b>	<b>0</b>	<b>1</b>

## 2022 MISSISSIPPI STATE DEFENSIVE PLAYER PROFILES

## #13 • EMMANUEL FORBES • CB • 6-0 • 180 • JR.



## GAME HIGHS

## SEASON

3 at LSU (9/17).....	Total Tackles .....	11 vs. NC State (9/11/21)
.....	TFL .....	1.5 vs. NC State (9/11/21)
.....	Sacks .....	1.0 vs. NC State (9/11/21)
1 at Arizona (9/10) .....	Interceptions .....	2 vs. Missouri (12/19/20)
2 at Arizona (9/10) .....	Pass Breakups .....	2, 4x, Last at Arizona (9/10/21)
.....	Forced Fumbles .....	1 at Texas A&M (10/2/21)
.....	Fumbles Recoveries .....	

## CAREER

## NOTABLES

- Had an interception and career-high two pass breakups at Arizona (9/10)
- Leads all active FBS student-athletes in interception return touchdowns (3)
- Notched career-highs with 11 tackles, 1.5 tackles for loss, and one sack against NC State (9/11/21)
- Totaled six tackles and two pass breakups versus Kentucky (10/30/21)

## CAREER DEFENSIVE STATS

Year	GP-GS	Solo	Ast	Total	TFL-Yards	Sacks-Yards	Int	BrUp	FF	FR
2020	11-9	24	20	44	0.5-1	0.0-0	5	6	0	0
2021	13-13	46	14	60	5.0-23	1.0-15	3	5	1	0
2022	3-3	4	3	7	0.0-0	0.0-0	1	2	0	0
<b>TOTALS</b>	<b>27-25</b>	<b>74</b>	<b>37</b>	<b>111</b>	<b>5.5-24</b>	<b>1.0-15</b>	<b>9</b>	<b>13</b>	<b>1</b>	<b>0</b>

## #14 • NATHANIEL WATSON • LB • 6-2 • 240 • R-SR.



## GAME HIGHS

## SEASON

11 at LSU (9/17).....	Total Tackles .....	16 vs. Alabama (10/16/21)
1.0, 2x, Last at LSU (9/17).....	TFL .....	1.5 at Georgia (11/21/20)
1.0 at LSU (9/17).....	Sacks .....	1.0, 6x, Last at LSU (9/17/22)
1 at Arizona (9/10) .....	Interceptions .....	1 at Arizona (9/10/22)
1 at LSU (9/17).....	Pass Breakups .....	1, 3x, Last at LSU (9/17/22)
.....	Forced Fumbles .....	
.....	Fumbles Recoveries .....	

## CAREER

## NOTABLES

- Tied for the team lead with 11 tackles including one sack at LSU (9/17)
- Made first career interception and returned it 51 yards at Arizona (9/10)
- Tallied four tackles including one for a loss against the Wildcats 9/10
- Finished second on the team with 84 total tackles and five sacks in 2021
- Topped the team with a career-high 16 tackles and a sack against Alabama (10/16/21)

## CAREER DEFENSIVE STATS

Year	GP-GS	Solo	Ast	Total	TFL-Yards	Sacks-Yards	Int	BrUp	FF	FR
2018	2-0	2	1	3	0.0-0	0.0-0	0	0	0	0
2019	7-0	1	1	2	1.0-1	0.0-0	0	0	0	0
2020	11-3	15	25	40	3.0-6	0.0-0	0	1	0	0
2021	12-12	33	51	84	6.0-39	5.0-36	0	1	0	0
2022	3-3	12	7	19	2.5-10	1.0-6	1	1	0	0
<b>TOTALS</b>	<b>34-17</b>	<b>63</b>	<b>85</b>	<b>148</b>	<b>12.5-56</b>	<b>6.0-42</b>	<b>1</b>	<b>3</b>	<b>0</b>	<b>0</b>

## #16 • DESHAWN PAGE • LB • 6-2 • 225 • R-JR.



## GAME HIGHS

## SEASON

3 vs. Memphis (9/3) .....	Total Tackles .....	8 vs. Tennessee State (11/20/21)
.....	TFL .....	1.5 vs. Tennessee State (11/20/21)
.....	Sacks .....	
.....	Interceptions .....	
.....	Pass Breakups .....	
.....	Forced Fumbles .....	
.....	Fumbles Recoveries .....	

## CAREER

## NOTABLES

- Made three tackles in the season-opener against Memphis (9/3)
- Played in 13 games seeing most of his time on special teams
- Tallied a career-high and team-leading eight tackles against Tennessee State (11/20/21)
- Also picked up 1.5 tackles for loss against Tennessee State (11/20/21)

## CAREER DEFENSIVE STATS

Year	GP-GS	Solo	Ast	Total	TFL-Yards	Sacks-Yards	Int	BrUp	FF	FR
2021	13-0	2	9	11	1.5-6	0.0-0	0	0	0	0
2022	3-0	5	1	6	0.0-0	0.0-0	0	0	0	0
<b>TOTALS</b>	<b>16-0</b>	<b>7</b>	<b>10</b>	<b>17</b>	<b>1.5-6</b>	<b>0.0-0</b>	<b>0</b>	<b>0</b>	<b>0</b>	<b>0</b>

## #19 • COLLIN DUNCAN • S • 6-0 • 210 • SR.



## GAME HIGHS

## SEASON

6 at LSU (9/17).....	Total Tackles .....	7 at Alabama (10/31/20)
1.0 at Arizona (9/10).....	TFL .....	1.0, 3x, Last at Arizona (9/10/22)
1.0 at Arizona (9/10).....	Sacks .....	1.0 at Arizona (9/10/22)
.....	Interceptions .....	1, 2x, Last vs. Missouri (12/19/20)
1, 2x, Last at Arizona (9/10) .....	Pass Breakups .....	2 vs. Louisiana Tech (9/2/21)
.....	Forced Fumbles .....	1 vs. Vanderbilt (11/7/20)
.....	Fumbles Recoveries .....	

## CAREER

## NOTABLES

- Tied for eighth in the SEC in tackling grade (86.6) per PFF
- Recorded his first career sack and a pass breakup at Arizona (9/10)
- Finished with 46 total tackles, which was second among Bulldog safeties
- Broke up a career-high two passes and made four tackles against Louisiana Tech (9/4/21)
- Earned an 81.3 tackling grade from PFF against NC State after picking up five tackles (9/11/21)

## CAREER DEFENSIVE STATS

Year	GP-GS	Solo	Ast	Total	TFL-Yards	Sacks-Yards	Int	BrUp	FF	FR
2019	11-0	1	0	1	0.0-0	0.0-0	0	0	0	0
2020	10-7	21	25	46	2.5-4	0.0-0	2	4	1	0
2021	13-13	21	25	46	1.5-3	0.0-0	0	4	0	0
2022	3-3	4	4	8	1.0-10	1.0-10	0	2	0	0
<b>TOTALS</b>	<b>37-23</b>	<b>47</b>	<b>54</b>	<b>101</b>	<b>5.0-17</b>	<b>1.0-10</b>	<b>2</b>	<b>10</b>	<b>1</b>	<b>0</b>

## 2022 MISSISSIPPI STATE DEFENSIVE PLAYER PROFILES

## #22 • NATHAN PICKERING • DT • 6-4 • 290 • SR.



## GAME HIGHS

SEASON	CAREER
5 at LSU (9/17).....	Total Tackles..... 5 at LSU (9/17/22)
1.0, 2x, Last at LSU (9/17).....	TFL... 2.5 vs. Abilene Christian (11/23/19)
1.0, 2x, Last at LSU (9/17).....	Sacks... 2.0 vs. Tennessee State (11/20/21)
.....	Interceptions.....
.....	Pass Breakups.....
.....	Forced Fumbles.....
.....	Fumbles Recoveries.....

## NOTABLES

- Recorded a career-high five tackles, including a sack, at LSU (9/17)
- Picked up his first sack of the season against Memphis (9/3)
- Finished with three tackles and a sack in MSU's comeback win at Auburn (11/13/21)
- Ended the game with two sacks as well as two tackles that resulted in a loss of 13 yards against Tennessee State (11/20/21)

## CAREER DEFENSIVE STATS

Year	GP-GS	Solo	Ast	Total	TFL-Yards	Sacks-Yards	Int	BrUp	FF	FR
2019	9-1	5	6	11	6.0-46	3.0-26	0	0	0	0
2020	5-0	2	14	16	2.0-10	2.0-10	0	0	0	0
2021	13-13	13	14	27	7.0-35	4.0-31	0	0	0	0
2022	3-3	4	4	8	2.0-6	2.0-6	0	0	0	0
<b>TOTALS</b>	<b>30-17</b>	<b>24</b>	<b>38</b>	<b>62</b>	<b>17.0-97</b>	<b>11.0-73</b>	<b>0</b>	<b>0</b>	<b>0</b>	<b>0</b>

## #24 • DYLAN LAWRENCE • S • 6-4 • 205 • R-JR.



## GAME HIGHS

SEASON	CAREER
.....	Total Tackles... 4 vs. Tennessee State (11/20/21)
.....	TFL... 1.0 vs. Tennessee State (11/20/21)
.....	Sacks.....
.....	Interceptions.....
.....	Pass Breakups.....
.....	Forced Fumbles... 1 vs. Tennessee State (11/20/21)
.....	Fumbles Recoveries.....

## NOTABLES

- Appeared in 11 games for the Bulldogs in 2021
- Assisted on one tackle against the Crimson Tide (10/16/21)
- Registered four total tackles, including two solo stops and a tackle for loss versus Tennessee State (11/20/21)
- Also forced a fumble in State's win over the Tigers (11/20/21)

## CAREER DEFENSIVE STATS

Year	GP-GS	Solo	Ast	Total	TFL-Yards	Sacks-Yards	Int	BrUp	FF	FR
2019	1-0	1	0	1	0.0-0	0.0-0	0	0	0	0
2020	1-0	0	3	3	0.0-0	0.0-0	0	0	0	0
2021	11-0	2	3	5	1.0-4	0.0-0	0	0	1	0
2022	3-0	0	0	0	0.0-0	0.0-0	0	0	0	0
<b>TOTALS</b>	<b>16-0</b>	<b>3</b>	<b>6</b>	<b>9</b>	<b>1.0-4</b>	<b>0.0-0</b>	<b>0</b>	<b>0</b>	<b>1</b>	<b>0</b>

## #26 • J.P. PURVIS • LB • 6-1 • 235 • R-JR.



## GAME HIGHS

SEASON	CAREER
1, 2x, Last at LSU (9/17).....	Total Tackles... 2 vs. Tennessee State (11/20/21)
.....	TFL.....
.....	Sacks.....
.....	Interceptions.....
.....	Pass Breakups.....
.....	Forced Fumbles.....
.....	Fumbles Recoveries.....

## NOTABLES

- Picked up a solo tackle in the season-opener against Memphis (9/3)
- Appeared in five games in 2021
- Notched a pair of tackles against Tennessee State, a career-high (11/20/21)
- Saw most of his action on defense and special teams

## CAREER DEFENSIVE STATS

Year	GP-GS	Solo	Ast	Total	TFL-Yards	Sacks-Yards	Int	BrUp	FF	FR
2019	4-0	0	0	0	0.0-0	0.0-0	0	0	0	0
2020	5-0	2	0	2	0.0-0	0.0-0	0	0	0	0
2021	5-0	1	1	2	0.0-0	0.0-0	0	0	0	0
2022	3-0	1	1	2	0.0-0	0.0-0	0	0	0	0
<b>TOTALS</b>	<b>17-0</b>	<b>4</b>	<b>2</b>	<b>6</b>	<b>0.0-0</b>	<b>0.0-0</b>	<b>0</b>	<b>0</b>	<b>0</b>	<b>0</b>

## 2022 MISSISSIPPI STATE DEFENSIVE PLAYER PROFILES

## #27 • ESAIAS FURDGE • CB • 6-0 • 185 • GR.



## GAME HIGHS

SEASON	CAREER
1 vs. Memphis (9/3).....	Total Tackles..... 4 at Vanderbilt (10/23/21)
.....	TFL.....
.....	Sacks.....
.....	Interceptions..... 1 at LSU (9/26/20)
.....	Pass Breakups.....
.....	Forced Fumbles.....
.....	Fumbles Recoveries... 1 vs. Vanderbilt (11/7/20)

## NOTABLES

- Appeared in six games throughout 2021 for the Bulldogs
- Totaled four tackles on the campaign, all of which came in State's road win at Vanderbilt (10/23/21)
- Made his first career interception against LSU in 2020 (9/26/20)
- Recovered his first career fumble in the third quarter versus Vanderbilt in 2020 (11/7/20)

## CAREER DEFENSIVE STATS

Year	GP-GS	Solo	Ast	Total	TFL-Yards	Sacks-Yards	Int	BrUp	FF	FR
2018	2-0	0	0	0	0.0-0	0.0-0	0	0	0	0
2019	-	-	-	-	-	-	-	-	-	-
2020	10-2	11	3	14	0.0-0	0.0-0	1	0	0	1
2021	6-0	1	3	4	0.0-0	0.0-0	0	0	0	0
2022	2-0	0	1	1	0.0-0	0.0-0	0	0	0	0
<b>TOTALS</b>	<b>20-2</b>	<b>12</b>	<b>7</b>	<b>19</b>	<b>0.0-0</b>	<b>0.0-0</b>	<b>1</b>	<b>0</b>	<b>0</b>	<b>1</b>

## #34 • SHERMAN TIMBS • LB • 6-2 • 255 • GR.



## GAME HIGHS

SEASON	CAREER
.....	Total Tackles..... 3 vs. Tulsa (12/31/20)
.....	TFL..... 1.0 vs. Tulsa (12/31/20)
.....	Sacks..... 1.0 vs. Tulsa (12/31/20)
.....	Interceptions.....
.....	Pass Breakups.....
.....	Forced Fumbles.....
.....	Fumbles Recoveries.....

## NOTABLES

- Made 13 appearances for MSU mostly on special teams
- Picked up two tackles on three separate occasions in 2021
- Returned one kick for three yards at Memphis (9/18/21)
- Had a half of a tackle for loss in two different contests
- Tallied a quarterback hit against Alabama (10/16/21)

## CAREER DEFENSIVE STATS

Year	GP-GS	Solo	Ast	Total	TFL-Yards	Sacks-Yards	Int	BrUp	FF	FR
2018	1-0	0	0	0	0.0-0	0.0-0	0	0	0	0
2019	13-0	1	2	3	0.0-0	0.0-0	0	0	0	0
2020	10-0	4	3	7	1.0-10	1.0-10	0	0	0	0
2021	13-0	4	8	12	1.0-4	0.0-0	0	0	0	0
2022	3-0	0	0	0	0.0-0	0.0-0	0	0	0	0
<b>TOTALS</b>	<b>40-0</b>	<b>9</b>	<b>13</b>	<b>22</b>	<b>2.0-14</b>	<b>1.0-10</b>	<b>0</b>	<b>0</b>	<b>0</b>	<b>0</b>

## #44 • JETT JOHNSON • LB • 6-2 • 235 • GR.



## GAME HIGHS

SEASON	CAREER
13 vs. Memphis (9/3).....	Total Tackles..... 13 vs. Memphis (9/3/22)
1.0 at LSU (9/17).....	TFL..... 1.0, 5x, Last at LSU (9/17/22)
.....	Sacks.....
.....	Interceptions..... 1 vs. Ole Miss (11/25/21)
1 at Arizona (9/10).....	Pass Breakups..... 1, 4x, Last at Arizona (9/10/22)
.....	Forced Fumbles..... 1 vs. NC State (9/11/21)
.....	Fumbles Recoveries... 1, 2x, Last vs. Tennessee State (11/20/21)

## NOTABLES

- Tied for sixth in the SEC with 11 "stops," per PFF
- Tallied a team-leading seven tackles and a pass breakup at Arizona (9/10)
- Led the team with a career-high 13 tackles in the season-opener against Memphis (9/3)
- Led the Bulldogs with 87 tackles and two fumble recoveries in 2021
- Tied or led the team in tackles in four separate contests in 2021

## CAREER DEFENSIVE STATS

Year	GP-GS	Solo	Ast	Total	TFL-Yards	Sacks-Yards	Int	BrUp	FF	FR
2018	2-0	0	2	2	0.0-0	0.0-0	0	0	0	0
2019	-	-	-	-	-	-	-	-	-	-
2020	5-0	0	3	3	0.5-1	0.0-0	0	0	0	0
2021	13-6	37	49	86	6.0-10	0.0-0	1	3	1	2
2022	3-3	17	11	28	1.5-4	0.0-0	0	1	0	0
<b>TOTALS</b>	<b>23-9</b>	<b>54</b>	<b>65</b>	<b>119</b>	<b>8.0-15</b>	<b>0.0-0</b>	<b>1</b>	<b>4</b>	<b>1</b>	<b>2</b>



## 2022 MISSISSIPPI STATE DEFENSIVE PLAYER PROFILES

## #93 • CAMERON YOUNG • DT • 6-3 • 315 • R-SR.



## GAME HIGHS

## SEASON

3 at LSU (9/17)..... Total Tackles .....8 at Arkansas (11/6/21)  
 ..... TFL .. 1.0, 3x, Last at Texas A&M (10/2/21)  
 ..... Sacks ..... 1.0 at Ole Miss (11/28/21)  
 ..... Interceptions ..... 1 vs. Kentucky (10/30/21)  
 ..... Pass Breakups .. 1, 3x, Last at Arkansas (11/6/21)  
 ..... Forced Fumbles .....  
 ..... Fumbles Recoveries .....

## CAREER

## NOTABLES

- Tallied three tackles at LSU (9/17)
- Appeared in 12 games with 12 starts for MSU in 2021
- Had a season-high eight tackles to go along with 0.5 TFL and a pass break-up at Arkansas (11/6/21)
- Made his first career interception against Kentucky (10/30/21)

## CAREER DEFENSIVE STATS

Year	GP-GS	Solo	Ast	Total	TFL-Yards	Sacks-Yards	Int	BrUp	FF	FR
2018	1-0	0	0	0	0.0-0	0.0-0	0	0	0	0
2019	8-0	2	3	5	1.0-2	0.0-0	0	0	0	0
2020	8-0	5	8	13	2.5-13	1.0-7	0	1	0	0
2021	12-12	18	33	51	2.5-7	0.0-0	1	2	0	0
2022	3-3	3	4	7	0.0-0	0.0-0	0	0	0	0
<b>TOTALS</b>	<b>32-15</b>	<b>28</b>	<b>48</b>	<b>76</b>	<b>6.0-22</b>	<b>1.0-7</b>	<b>1</b>	<b>3</b>	<b>0</b>	<b>0</b>

## #94 • JADEN CRUMEDY • DT • 6-5 • 315 • GR.



## GAME HIGHS

## SEASON

..... Total Tackles .....7 vs. Vanderbilt (11/7/20)  
 ..... TFL ..... 1.5 vs. NC State (9/11/21)  
 ..... Sacks .. 1, 3x, Last vs. NC State (9/11/21)  
 ..... Interceptions .....  
 ..... Pass Breakups .. 1, 3x, Last at Memphis (9/18/21)  
 ..... Forced Fumbles ..... 1 at Auburn (11/13/21)  
 ..... Fumbles Recoveries .....

## CAREER

## NOTABLES

- Started all 12 regular season games for the Bulldogs in 2021
- Blocked a potential game-winning 46-yard field goal on the final play of the contest against Louisiana Tech (9/4/21)
- Made two tackles, 1.5 tackles for loss and one sack versus NC State (9/11/21)
- Produced two solo stops, one pressure and forced a fumble at Auburn (11/13/21)

## CAREER DEFENSIVE STATS

Year	GP-GS	Solo	Ast	Total	TFL-Yards	Sacks-Yards	Int	BrUp	FF	FR
2018	2-0	0	0	0	0.0-0	0.0-0	0	0	0	0
2019	11-7	8	10	18	2.0-7	1.0-6	0	0	0	0
2020	11-11	8	23	31	3.5-17	2.0-12	0	2	0	0
2021	12-12	8	12	20	2.0-9	1.0-8	0	1	1	0
2022	--	--	--	--	--	--	--	--	--	--
<b>TOTALS</b>	<b>36-30</b>	<b>24</b>	<b>45</b>	<b>69</b>	<b>7.5-33</b>	<b>4.0-26</b>	<b>0</b>	<b>3</b>	<b>1</b>	<b>0</b>

## 2022 MISSISSIPPI STATE SPECIAL TEAMS PLAYER PROFILES

## #29 • MASSIMO BISCARDI • K • 5-11 • 205 • GR.



## GAME HIGHS

## SEASON

.....FGM ....3, 4x, Last vs. South Alabama (11/7/20)  
 .....FGA ....4 vs. Eastern Michigan (8/31/19)  
 .....Long ..53 vs. Eastern Michigan (8/31/19)  
 .....Kicks .....9 vs. Norfolk State (9/14/19)  
 .....KO Yards .....553 vs. Norfolk State (9/14/19)  
 .....TB .....5 vs. Norfolk State (9/14/19)  
 7 vs. Memphis (9/3) .....PAT .....8 at Massachutes (9/21/19)  
 7 vs. Memphis (9/3) .....PAT Att .....9 at Massachutes (9/21/19)

## CAREER

## NOTABLES

- Went a perfect 7-for-7 on extra points in his MSU debut against Memphis (9/3)
- Graduate Transfer from Coastal Carolina
- Totaled 67 points in 2021 with seven made field goals and 46 PATs
- Has made a 50+ yard field goal every year of his college career
- Is Coastal Carolina's all-time career leader in field goals made with 46

## CAREER KICKING STATS

Year	GP	FGM-FGA	FG%	Long	0-19	20-29	30-39	40-49	50+	Kicks	Yards	Average	TB	OB	XP	XP Att	PAT%	PTS
2018 (CCU)	12	13-16	81.3	50	0-0	5-5	5-6	2-3	1-2	45	2504	55.6	9	0	33	36	91.7	72
2019 (CCU)	12	15-20	75.0	53	0-0	4-6	5-8	5-5	1-1	55	3170	57.6	15	4	34	36	94.4	79
2020 (CCU)	12	11-13	84.6	51	0-0	5-5	2-2	3-5	1-1	80	4382	54.8	17	1	48	52	92.3	81
2021 (CCU)	10	7-8	87.5	50	1-1	2-2	1-1	2-3	1-1	7	395	56.4	1	0	46	48	95.8	67
2022	2	--	--	--	--	--	--	--	--	--	--	--	--	--	7	9	77.8	7
<b>TOTALS</b>	<b>48</b>	<b>46-57</b>	<b>80.7</b>	<b>53</b>	<b>1-1</b>	<b>16-18</b>	<b>13-17</b>	<b>12-16</b>	<b>4-5</b>	<b>187</b>	<b>10451</b>	<b>55.9</b>	<b>42</b>	<b>5</b>	<b>168</b>	<b>181</b>	<b>92.8</b>	<b>306</b>

## #56 • ARCHER TRAFFORD • P • 6-2 • 230 • R-SR.



## GAME HIGHS

## SEASON

3 at LSU (9/17) .....Punts .....5, 3x, Last vs. Texas Tech (12/28/21)  
 133 at LSU (9/17) .....Yards .....212 vs. Texas Tech (12/28/21)  
 60 at Arizona (9/10) .....Long .....60 at Arizona (9/10/22)  
 .....TB .....1 at Memphis (9/18/21)  
 2 at LSU (9/17) .....120 .....4 vs. Texas Tech (12/28/21)  
 1, 2x, Last at Arizona (9/10) .....50+ ..1, 3x, Last vs. Texas Tech (12/28/21)

## CAREER

## NOTABLES

- Downed two of three punts inside the 20 at LSU (9/17)
- Launched his only punt a career-long 60 yards at Arizona (9/10)
- Saw his only punt go for 53 yards against Memphis (9/3)
- Against Texas Tech punted five times for a 42.4 yard average including one that pinned the Red Raders at the 5-yard line (12/28/21)

## CAREER PUNTING STATS

Year	GP	Punts	Yards	Average	Long	TB	I20	50+
2021	8	26	1,103	42.4	57	1	12	3
2022	3	5	246	49.2	60	0	3	1
<b>TOTALS</b>	<b>11</b>	<b>31</b>	<b>1,349</b>	<b>43.5</b>	<b>60</b>	<b>1</b>	<b>15</b>	<b>4</b>

## #88 • GEORGE GEORGIOPOULOS • P • 6-2 • 230 • GR.



## GAME HIGHS

## SEASON

3 at LSU (9/17) .....Punts .....11 vs. Liberty (11/2/19)  
 135 at LSU (9/17) .....Yards .....463 vs. Liberty (11/2/19)  
 50 at LSU (9/17) .....Long .....73 at Liberty (11/27/20)  
 .....TB .....2 vs. Liberty (11/2/19)  
 2 at LSU (9/17) .....120 .....4 at Florida State (10/23/21)  
 1 at LSU (9/17) .....50+ .....5 vs. Toledo (10/2/21)

## CAREER

## NOTABLES

- Averaged 45.0 yards per punt on three punts at LSU (9/17)
- Had two punts for an average of 43.0 yards at Arizona (9/10)
- In his MSU debut, downed one punt inside the 20 against Memphis (9/3)
- Launched 19 punts for 50 or more yards in 2021
- Had a career-long 73 yard punt in 2020 at Liberty (11/27/20)

## CAREER PUNTING STATS

Year	GP	Punts	Yards	Average	Long	TB	I20	50+
2018 (UMASS)	11	39	1,529	39.2	60	0	4	7
2019 (UMASS)	12	79	3,116	39.4	57	3	22	8
2020 (UMASS)	4	29	1,214	41.9	73	2	5	6
2021 (UMASS)	12	65	2,864	44.1	66	1	21	19
2022	3	6	253	42.2	50	0	3	1
<b>TOTALS</b>	<b>41</b>	<b>217</b>	<b>8,976</b>	<b>41.2</b>	<b>73</b>	<b>6</b>	<b>55</b>	<b>41</b>

2022 MISSISSIPPI STATE SPECIAL TEAMS PLAYER PROFILES

#89 • BEN RAYBON • K • 5-11 • 185 • R-SR.



GAME HIGHS

SEASON	CAREER
2 at Arizona (9/10) ..... FGM . 3, 3x, Last at Northern Ariz. (10/5/19)	
2 at Arizona (9/10) ..... FGA ..... 4 at N.M. Highlands (11/4/17)	
39 at Arizona (9/10) ..... Long ..... 57 vs. Lamar (9/18/21)	
8, 2x , Last at Arizona (9/10) ..... Kickoffs ..... 9, 2x, Last at Houston Baptist (9/11/21)	
520 at Arizona (9/10) ..... KO Yards ..... 552 vs. South Dakota Mines (10/28/17)	
8 at Arizona (9/10) ..... TB ..... 8 at Arizona (9/10/22)	
3 at Arizona (9/10) ..... PAT ..... 5 vs. CSU Pueblo (10/14/17)	
3 at Arizona (9/10) ..... PAT Att ..... 5 vs. CSU Pueblo (10/14/17)	

NOTABLES

- Went a perfect 2-2 on field goals and 3-3 on extra points at Arizona (9/10)
- Kicked off eight times, averaging 60.4 yards in his MSU debut against Memphis (9/3)
- Transferred from Northern Colorado
- Was perfect on field goals over 50 yards in 2021, going 2-for-2
- Hit a career-long field goal of 57 yards vs. Lamar (9/18/21)

CAREER KICKING STATS

Year	GP	FGM-FGA	FG%	Long	0-19	20-29	30-39	40-49	50+	Kickoffs	Yards	Average	TB	OB	XP	XP Att	PAT%	PTS
2017 (FLC)	11	14-17	82.4	46	0-0	6-7	4-4	4-5	0-1	51	3,119	61.2	23	2	27	28	96.4	69
2018						-- AT GARDEN CITY (KS) COMMUNITY COLLEGE --												
2019 (NOCO)	3	5-7	71.4	45	0-0	1-2	3-3	1-2	0-0	2	124	62.0	1	0	8	8	100.0	23
2020 (NOCO)						-- NORTHERN COLORADO DID NOT PLAY --												
2021 (NOCO)	11	8-14	57.1	57	0-0	2-2	2-2	2-8	2-2	39	2,079	53.3	22	0	20	20	100.0	44
2022	3	3-3	100.0	45	0-0	1-1	1-1	1-1	0-0	20	1,261	63.1	12	0	4	5	80.0	13
TOTALS	28	30-41	73.2	57	0-0	10-12	10-10	8-16	2-3	112	6,583	58.8	58	2	59	61	96.7	149

## 2022 ROSTERS

## ALPHABETICAL ROSTER

No.	Name	Pos.
91	Deonte Anderson	DE
92	Jevon Banks	DE
1	Marcus Banks	CB
30	Nicholas Bargains	CB
89	Andrew Berquist	WR
29	Massimo Biscardi	K
72	Canon Boone	OL
35	Javaris Bufford	RB
51	Reed Buys	OL
6	Jamire Calvin	WR
54	Jackson Cannon	OL
70	Hastings Carruth	OL
68	Gabe Cavazos Jr.	OL
5	Randy Charlton	DE
99	Jacarius Clayton	DL
86	Bradren Coffey	WR
32	Audavien Collins	CB
45	Ty Cooper	LB
94	Jaden Crumedy	DT
6	Jordan Davis	DE
56	Wesley Davis	OL
35	Kalvin Dinkins	DL
83	Marquez Dortch	WR
4	Caleb Ducking	WR
38	Ashtanyrein Duncan	RB
19	Collin Duncan	S
10	Corey Ellington	S
13	Emmanuel Forbes	CB
24	Scoobie Ford	WR
27	Esaías Furdge	CB
88	George Georgopoulos	P
31	Javae Gilmore	LB
3	Daniel Greek	QB
0	Jalen Green	S
5	Lideatrick Griffin	WR
43	Hayes Hammond	LS
46	William Hardrick	CB
21	Ke'Travion Hargrove	RB
81	Antonio Harmon	WR
15	Jack Harris	DE
82	Rufus Harvey	WR
49	Marlon Hauck	K
41	Manuel Hillman	LS
90	Hudson Hollenbeck	K
84	Jarnorris Hopson	WR
52	Grant Jackson	OL
32	J.J. Jernighan	RB
23	Dillon Johnson	RB
44	Jett Johnson	LB
69	Kwatrivous Johnson	OL
28	Tanner Duke Johnson	S
58	Kameron Jones	OL
66	Nick Jones	OL
98	Jordan Kennedy	K
80	Kade Kolka	WR
79	Jakson LaHue	OL
88	Nick Lauderdale	WR
24	Dylan Lawrence	S
37	John Lewis	LB
75	Percy Lewis	OL
16	Braedyn Locke	QB
64	Steven Losoya III	OL
9	Chance Lovertich	QB
7	Jo'quavious Marks	RB
50	Matai Mata'afa	DL

## NUMERICAL ROSTER

No.	Name	Pos.	Ht.	Wt.	Cl.	Exp.	Hometown (Previous School)
0	Jalen Green	S	6-1	200	5th	1L	Houston, Texas / Houston Heights HS (Texas)
0	Rara Thomas	WR	6-2	200	So.	1L	Eufaula, Ala. / Eufaula HS
1	Marcus Banks	CB	6-0	185	Sr.	TR	Houston, Texas / Dekaney HS (Alabama)
2	Will Rogers	QB	6-2	210	Jr.	2L	Brandon, Miss. / Brandon HS
2	Tyrus Wheat	LB	6-2	265	Gr.	2L	Amite, La. / Amite HS (Copiah-Lincoln [Miss.] CC)
3	Daniel Greek	QB	6-4	225	R-Fr.	RS	Argyle, Texas / Liberty Christian School
3	Decamerion Richardson	CB	6-2	190	Jr.	2L	Cullen, La. / Bossier HS
4	Caleb Ducking	WR	6-5	205	R-Sr.	1L	Rolling Fork, Miss. / South Delta HS (Holmes [Miss.] CC)
4	DeCarlos Nicholson	CB	6-3	195	Jr.	JC	Petal, Miss. / Petal HS (Mississippi Gulf Coast CC)
5	Randy Charlton	DE	6-3	265	5th	1L	Miami, Fla. / Miami Southridge HS (UCF)
5	Lideatrick Griffin	WR	5-10	180	Jr.	2L	Philadelphia, Miss. / Philadelphia HS
6	Jamire Calvin	WR	5-10	160	Gr.	1L	Pasadena, Calif. / Cathedral HS (Washington State)
6	Jordan Davis	DE	6-4	270	Gr.	1L	Memphis, Tenn. / Southwind HS (Copiah-Lincoln [Miss.] CC)
7	Jo'quavious Marks	RB	5-10	205	Jr.	2L	Atlanta, Ga. / Carver HS
8	Jackie Matthews	S	6-0	195	Gr.	GTR	Pinson, Ala. / Pinson Valley HS (West Virginia)
8	Jordan Mosley	WR	6-0	195	R-Fr.	TR	Mobile, Ala. / McGill Toolen HS (Northwestern)
9	Chance Lovertich	QB	5-11	190	Gr.	1L	Brandon, Miss. / Jackson Prep (South Alabama)
9	De'Monte Russell	DE	6-4	265	R-Jr.	1L	Jackson, Miss. / Provine HS
10	Corey Ellington	S	6-3	205	So.	1L	Lexington, Miss. / Holmes County Central HS
11	Jaden Walley	WR	6-0	185	Jr.	2L	D'Iberville, Miss. / D'Iberville HS
12	Shawn Preston Jr.	S	6-0	205	R-Sr.	3L	St. James, La. / St. James HS
12	Sawyer Robertson	QB	6-4	215	R-Fr.	RS	Lubbock, Texas / Coronado HS
13	Emmanuel Forbes	CB	6-0	180	Jr.	2L	Grenada, Miss. / Grenada HS
14	Nathaniel Watson	LB	6-2	240	R-Sr.	3L	Maplesville, Ala. / Maplesville HS
15	Jack Harris	DE	6-3	260	R-Jr.	2L	Sumrall, Miss. / Oak Grove HS
15	Jake Weir	QB	6-2	205	R-Fr.	RS	Tupelo, Miss. / Tupelo HS
16	Braedyn Locke	QB	6-1	205	Fr.	HS	Rockwall, Texas / Rockwall HS
16	DeShawn Page	LB	6-2	225	R-Jr.	1L	Knoxville, Tenn. / Fulton HS (East Mississippi CC)
17	Jordan Morant	S	6-0	210	R-So.	TR	Parsippany, N.J. / Bergen Catholic HS (Michigan)
18	Justin Robinson	WR	6-4	220	R-So.	TR	McDonough, Ga. / Eagles Landing HS (Georgia)
19	Collin Duncan	S	6-0	205	Sr.	2L	Montgomery, Ala. / St. James School
20	Alexander Shaw	CB	5-11	185	Sr.	TR	Vicksburg, Miss. / Warren Central HS (Jackson State)
21	Ke'Travion Hargrove	RB	5-11	200	R-Fr.	RS	Ruston, La. / Ruston HS
21	Hunter Washington	S	5-11	180	R-Fr.	TR	Katy, Texas / Katy HS (Florida State)
22	Nathan Pickering	DT	6-4	285	Sr.	3L	Mount Olive, Miss. / Seminary HS
22	Simeon Price	RB	6-0	205	R-Fr.	RS	Pensacola, Fla. / West Florida HS
23	Dillon Johnson	RB	6-0	215	Jr.	2L	Greenville, Miss. / St. Joseph HS
23	Trevion Williams	DL	6-4	255	Fr.	HS	Crystal Springs, Miss. / Crystal Springs HS
24	Scoobie Ford	WR	5-11	175	R-Sr.	1L	Atlanta, Ga. / Marietta HS (Iowa Central CC)
24	Dylan Lawrence	S	6-4	205	R-Jr.	2L	George County, Miss. / George County HS
25	Wesley Miller	S	5-10	185	Fr.	HS	Columbus, Miss. / Heritage Academy
26	J.P. Purvis	LB	6-1	230	R-Jr.	1L	Pelahatchie, Miss. / Pelahatchie Attendance Center
27	Esaías Furdge	CB	6-0	185	Gr.	1L	Clarksdale, Miss. / Clarksdale HS
28	Tanner Duke Johnson	S	6-0	175	Fr.	HS	Kyle, Texas / Lehman HS
28	Brinston Williams	RB	6-2	220	Fr.	HS	Suwanee, Ga. / North Gwinnett HS
29	Massimo Biscardi	K	5-11	205	Gr.	GTR	Downingtown, Pa. / Downingtown West HS (Coastal Carolina)
29	Kaydin Pope	WR	6-0	175	Fr.	HS	Savannah, Tenn. / Hardin County HS
30	Nicholas Bargains	CB	5-9	165	Fr.	HS	Allen, Texas / Allen HS
31	Javae Gilmore	LB	6-4	200	Fr.	HS	Amite, La. / Amite HS
32	Audavien Collins	CB	6-0	165	Fr.	HS	Covington, Ga. / Newton HS
32	J.J. Jernighan	RB	5-11	210	Gr.	1L	Amory, Miss. / Amory HS (Copiah-Lincoln [Miss.] CC)
33	Trent Singleton	S	6-0	190	Fr.	HS	Edwards, Miss. / Raymond HS
34	Kione Roberson	RB	5-9	185	Fr.	HS	Wesley Chapel, Fla. / Cypress Creek HS
34	Sherman Timbs	LB	6-2	260	Gr.	1L	Indianola, Miss. / Indianola Academy
35	Javaris Bufford	RB	5-11	175	R-Fr.	HS	Charlotte, N.C. / Charlotte Latin School
35	Kalvin Dinkins	DL	6-2	315	Fr.	HS	Lake, Miss. / Lake HS
36	Donterry Russell	DL	6-4	200	Fr.	HS	Jackson, Miss. / Provine HS
37	John Lewis	LB	6-3	230	R-Fr.	RS	Canton, Miss. / Germantown HS
38	Ashtanyrein Duncan	RB	5-10	190	R-So.	HS	Lithia Springs, Ga. / Lithia Springs HS
39	Avery Sledge	LB	6-3	210	Fr.	HS	Hattiesburg, Miss. / Forrest County Agricultural HS
40	Nic Mitchell	LB	6-2	230	R-Fr.	RS	Jacksonville, Fla. / Mandarin HS
41	Manuel Hillman	LS	6-0	200	So.	HS	Petal, Miss. / Petal HS (East Central [Miss.] CC)
41	Cody Swanson	S	6-0	195	R-Jr.	SQ	Madison, Miss. / Madison-Ridgeland Academy
43	Hayes Hammond	LS	5-10	195	R-So.	1L	Tupelo, Miss. / Tupelo HS
44	Jett Johnson	LB	6-2	235	Gr.	2L	Tupelo, Miss. / Tupelo HS

## 2022 ROSTERS

## NUMERICAL ROSTER

No.	Name	Pos.	Ht.	Wt.	CL	Exp.	Hometown (Previous School)
45	Ty Cooper	LB	6-4	245	So.	1L	Louisville, Miss. / Louisville HS
46	William Hardrick	CB	6-1	170	R-Fr.	RS	Adamsville, Ala. / Minor HS
49	Marlon Hauck	K	6-3	185	Fr.	HS	Phoenix, Ariz. / Desert Vista HS
50	Matai Mata'afa	DL	6-1	235	R-Fr.	RS	Lahaina, Hawaii / Lahainaluna HS
51	Reed Buys	OL	6-4	295	R-Jr.	RS	Vicksburg, Miss. / Warren Central HS (Jones [Miss.] JC)
52	Grant Jackson	OL	6-6	315	R-So.	1L	Brookhaven, Miss. / West Lincoln HS
52	Khalid Moore	LB	6-2	206	Fr.	HS	Poplarville, Miss. / Poplarville HS
54	Jackson Cannon	OL	6-5	310	Fr.	HS	Forsyth, Ga. / Ola HS
55	Rex Robich	LS	6-4	215	R-Fr.	RS	Palm Coast, Fla. / Matanzas HS
55	Michael Robinson	LB	6-2	220	R-Fr.	RS	Vicksburg, Miss. / St. Aloysius
56	Wesley Davis	OL	6-4	290	Fr.	HS	Collierville, Tenn. / Briarcrest Christian HS
56	Archer Trafford	P	6-2	230	R-Sr.	1L	Shreveport, La. / CE Byrd HS (Air Force Prep / Air Force)
57	Cole Smith	OL	6-3	300	R-Sr.	2L	Pontotoc, Miss. / Pontotoc HS (LSU)
58	Kameron Jones	OL	6-5	315	R-Sr.	2L	Starkville, Miss. / Starkville HS
63	LaQuinston Sharp	OL	6-3	305	Gr.	3L	Columbus, Miss. / Columbus HS (East Mississippi CC)
64	Steven Losoya III	OL	6-4	305	R-Jr.	TR	Nashville, Tenn. / John Overton HS (Middle Tennessee)
65	JT Zakkak	OL	6-3	295	R-So.	RS	Gulfport, Miss. / Gulfport HS
66	Nick Jones	OL	6-3	295	R-Jr.	1L	Byhalia, Miss. / Byhalia HS (East Mississippi CC)
68	Gabe Cavazos Jr.	OL	6-4	285	R-Fr.	RS	Lake Cormorant, Miss. / Lake Cormorant HS
69	Kwatrivous Johnson	OL	6-7	315	R-Sr.	2L	Greenwood, Miss. / Greenwood HS
70	Hastings Carruth	OL	6-6	290	Fr.	HS	McComb, Miss. / Parklane Academy
71	Jim Riley	OL	6-4	285	R-Fr.	RS	Iuka, Miss. / Tishomingo County HS
72	Canon Boone	OL	6-4	290	R-Fr.	RS	Kemah, Texas / Dickinson HS
73	Max Ryan	DL	6-4	275	R-Fr.	RS	Key West, Fla. / Key West HS
75	Percy Lewis	OL	6-8	345	Jr.	JC	Sallis, Miss. / McAdams HS (Mississippi Gulf Coast CC)
76	Albert Reese IV	OL	6-7	315	R-Fr.	1L	Edmonton, Alberta / Clearwater (Fla.) Academy International
77	Lucas Taylor	OL	6-5	310	Fr.	HS	Mobile, Ala. / St. Paul's Episcopal School
78	Sam Westmoreland	OL	6-4	260	Fr.	HS	Tupelo, Miss. / Tupelo HS
79	Jakson LaHue	OL	6-5	285	Fr.	HS	Azle, Texas / Azle HS
80	Kade Kolka	WR	5-11	185	R-Jr.	RS	Tallahassee, Fla. / Lawton Chiles HS
81	Antonio Harmon	WR	6-3	210	R-Fr.	RS	Kosciusko, Miss. / Kosciusko HS
82	Rufus Harvey	WR	5-10	165	R-So.	1L	Starkville, Miss. / Starkville HS
83	Marquez Dortch	WR	6-0	175	Fr.	HS	Lucedale, Miss. / George County HS
84	Jarnorris Hopson	WR	5-11	190	Fr.	HS	Tunica, Miss. / Horn Lake HS
85	Austin Williams	WR	6-3	200	Gr.	4L	Ocean Springs, Miss. / Ocean Springs HS
86	Braden Coffey	WR	6-4	200	Fr.	HS	Sparta, N.J. / Pope John XXIII HS
87	Zavion Thomas	WR	5-11	190	Fr.	HS	Woodmere, La. / John Ehret HS
88	George Georgopoulos	P	6-2	225	Gr.	TR	Greenville, S.C. / J.L. Mann HS (UMass)
88	Nick Lauderdale	WR	6-3	210	Sr.	JC	Jackson, Miss. / Central Hines HS (Hinds [Miss.] CC)
89	Andrew Berquist	WR	6-2	200	R-Fr.	RS	Ponte Vedra Beach, Fla. / Homeschooled
89	Ben Raybon	K	5-11	185	Gr.	TR	Anvada, Colo. / Ralston Valley HS (Garden City [Kan.] CC / Northern Colorado)
90	Hudson Hollenbeck	K	6-3	195	Fr.	HS	Collierville, Tenn. / Collierville HS
91	Deonte Anderson	DE	6-3	250	R-Fr.	RS	Miami, Fla. / Fort Meade Senior HS
92	Jevon Banks	DE	6-2	300	R-So.	2L	Olive Branch, Miss. / Olive Branch HS
93	Cameron Young	DT	6-3	310	R-Sr.	3L	Crosby, Miss. / Franklin County HS
94	Jaden Crumedy	DT	6-5	310	Gr.	3L	Hattiesburg, Miss. / Oak Grove HS
96	Gavin Nelson	DL	6-0	245	Fr.	HS	Birmingham, Ala. / Oak Mountain HS
98	Jordan Kennedy	K	6-0	175	Fr.	HS	Concord, Calif. / De La Salle HS
99	Jacarius Clayton	DL	6-6	270	Fr.	HS	Tupelo, Miss. / Tupelo HS

## ALPHABETICAL ROSTER

No.	Name	Pos.
8	Jackie Matthews	S
25	Wesley Miller	S
40	Nic Mitchell	LB
52	Khalid Moore	LB
17	Jordan Morant	S
8	Jordan Mosley	WR
96	Gavin Nelson	DL
4	DeCarlos Nicholson	CB
16	DeShawn Page	LB
22	Nathan Pickering	DT
29	Kaydin Pope	WR
12	Shawn Preston Jr.	S
22	Simeon Price	RB
26	J.P. Purvis	LB
89	Ben Raybon	K
76	Albert Reese IV	OL
3	Decameron Richardson	CB
71	Jim Riley	OL
34	Kione Roberson	RB
12	Sawyer Robertson	QB
55	Rex Robich	LS
18	Justin Robinson	WR
55	Michael Robinson	LB
2	Will Rogers	QB
9	De'Monte Russell	DE
36	Donterry Russell	DL
73	Max Ryan	DL
63	LaQuinston Sharp	OL
20	Alexander Shaw	CB
33	Trent Singleton	S
39	Avery Sledge	LB
57	Cole Smith	OL
41	Cody Swanson	S
77	Lucas Taylor	OL
0	Rara Thomas	WR
87	Zavion Thomas	WR
34	Sherman Timbs	LB
56	Archer Trafford	P
11	Jaden Walley	WR
21	Hunter Washington	S
14	Nathaniel Watson	LB
15	Jake Weir	QB
78	Sam Westmoreland	OL
2	Tyrus Wheat	LB
85	Austin Williams	WR
28	Brinston Williams	RB
23	Trevion Williams	DL
93	Cameron Young	DT
65	JT Zakkak	OL

## PRONUNCIATION GUIDE

2	Tyrus Wheat	TIE-russ	27	Esaias Furdge	ee-SIGH-us	68	Gabe Cavazos Jr.	Cuh-vah-zohs
3	Decameron Richardson	Dee-cam-ree-on	29	Massimo Biscardi	Moss-uh-mo	69	Kwatrivous Johnson	Kwa-TRAY-vee-us
5	Lideatrack "Tulu" Griffin	TOO-loo	38	Ashtanyrein Duncan	Ash-tuh-nigh-wren	83	Marquez Dortch	Mar-qwez
6	Jamire Calvin	JAH-meer	49	Marlon Hauck	Hawk (Like the bird)	89	Andrew Berquist	Burr-kwist
7	Jo'quavious Marks	jo-QUAY-vee-US	50	Matai Mata'afa	Muh-tie Mah-tuh-off-uh	94	Jaden Crumedy	Crum-eh-DEE
9	Chance Lortvich	LOVE-er-titch	52	Khalid Moore	Kuh-LID	99	Jacarius Clayton	Juh-care-ee-us
9	De'Monte Russell	Duh-mahn-russell	56	Rex Robich	Row-bick			
15	Jake Weir	Ware	65	JT Zakkak	Zack-ack			