

**TAXSLAYER BOWL || JACKSONVILLE, FL || EVERBANK FIELD**



AERIS WILLIAMS

JEFFERY SIMMONS

# TaxSlayer BOWL

Jacksonville



**DECEMBER 30 | NOONET**





# MISSISSIPPI STATE FOOTBALL



School-Record 8 Straight Bowl Games • 21 All-Time Bowl Games • 49 All-Time All-Americans • 4 All-Time NFF National Scholars

December 30, 2017

12 p.m. ET/11 a.m. CT • ESPN

Jacksonville, Fla.

EverBank Field (67,164)

## SCHEDULE (8-4, 4-4 SEC)

DATE	OPPONENT	TV	RESULT
<b>SEPTEMBER (3-2)</b>			
2	Charleston Southern	SECN	W, 49-0
9	at Louisiana Tech	CBSN	W, 57-21
16	#12/11 LSU *	ESPN	W, 37-7
23	at #11/12 Georgia *	ESPN	L, 3-31
30	at #13/15 Auburn *	ESPN	L, 10-49
<b>OCTOBER (3-0)</b>			
14	BYU	SECN	W, 35-10
21	Kentucky *	SECN	W, 45-7
28	at RV/#24 Texas A&M *	ESPN	W, 35-14
<b>NOVEMBER (2-2)</b>			
4	UMass	SECN	W, 34-23
11	#2/1/1 Alabama *	ESPN	L, 24-31
18	at Arkansas *	CBS	W, 28-21
23	Ole Miss *	ESPN	L, 28-31
<b>DECEMBER (0-0)</b>			
30	TaxSlayer Bowl vs. Louisville	ESPN	12 p.m. ET

## COACHING STAFF

### On the Sideline (Year at MSU)

Greg Knox, interim head coach (9th total)  
 Brian Baker, defensive line (2nd)  
 Bret Beachner, interim wide receivers (3rd)  
 Terrell Buckley, cornerbacks (2nd)  
 Ron English, interim def. coordinator/safeties (1st)  
 John Haneline, interim linebackers (3rd)  
 D.J. Looney, offensive line/tight ends (1st)  
 Christian Robinson, linebackers (1st)  
 John White, running backs (2nd)

### In The Booth (Year at MSU)

Brett Elliott, interim off. coordinator/QBs (1st)

## STATISTICAL LEADERS

**Passing:** N. Fitzgerald (159-286, 1782 yds, 15 TD, 11 INT)  
**Rushing:** Aeris Williams (224 att, 1019 yds, 14 TD)  
**Receiving:** Jesse Jackson (24 rec, 238 yds, 0 TD)  
**Tackles:** Mark McLaurin (68 total, 3 TFL, 3 INT)  
**Tackles for Loss:** Montez Sweat (12.5, 9.5 sacks)

## AIRWAVES

### MSU Sports Radio Network

Neil Price, play-by-play  
 Matt Wyatt, analyst  
 Bart Gregory, sideline

**Learfield**

### Satellite Radio

Sirius Channel 81, XM Channel 81

## ESPN

Tom Hart, play-by-play  
 Jordan Rodgers, analyst  
 Cole Cubelic, sideline



## @TAXSLAYERBOWL

### Mississippi State Bulldogs

Record 8-4 (4-4 SEC, t4th in SEC West)  
 Streak L1  
 Ranking No. 23 CFB Playoff  
 No. 24 Associated Press  
 No. 23 Amway Coaches  
 Interim Coach Greg Knox  
 Career Record 0-0 (.000)/ninth year on staff  
 MSU Record same  
 Knox vs. UL first meeting



### Louisville Cardinals

Record 8-4 (4-4 ACC, t3rd ACC Atlantic)  
 Streak W3  
 Ranking NR CFB Playoff  
 RV Associated Press  
 RV Amway Coaches  
 Head Coach Bobby Petrino  
 Career Record 117-47/13th year  
 UL Record 75-26/eighth year  
 Petrino vs. MSU 3-1



## STORYLINES

### No. 23 MSU To Play in Eighth-Straight Bowl Game in TaxSlayer Bowl

For a school-record eighth straight season, No. 23 MSU will be playing in a bowl game as the Bulldogs battle Louisville in the 2017 TaxSlayer Bowl on December 30 in EverBank Field, home of the Jacksonville Jaguars.

► **Greg Knox** is serving as MSU's interim head coach of the TaxSlayer Bowl following the departure of **Dan Mullen** to Florida last month. Knox, who serves as the running backs coach and special teams coordinator, is in his ninth season at State. He has over 20 years of SEC coaching experience and is coaching in his 16th bowl game. Knox is the first MSU coach to coach in a game with interim status since at least World War II.

► **Joe Moorhead** was named MSU's 33rd head coach on Nov. 29, just three days after Dan Mullen announced his departure to Florida. Moorhead was the 2016 and 2017 National Offensive Coordinator of the Year after turning Penn State into an offensive juggernaut the past two seasons. Neither Moorhead or his hires will coach in the bowl game. In August 2017, Moorhead was selected as the No. 1 Rising Assistant in College Football.

► This is State's 21st all-time bowl appearance. The Bulldogs are 12-8 all-time in bowl games.

► MSU is vying for its third nine-win season in the past four years and just the ninth nine-win season in the 118-year history of the program. The 2017 senior class will take the field for the final time. The group has won 33 games, which is one shy of tying the school record of 34 set by the 2015 and 1942 senior classes.

► MSU is one of five SEC teams who have been to a bowl every season this decade (Alabama, Georgia, LSU and Texas A&M the others). MSU's streak of eight straight bowls is currently the fifth-longest in the SEC.

► This is MSU's seventh all-time bowl appearance in the state of Florida (3-3) and fourth bowl in the Sunshine State in the past five years. The Bulldogs blocked a field goal attempt with five seconds remaining last season to prevail 17-16 in the 2016 St. Petersburg Bowl against Miami (Ohio) last season at Tropicana Field.

► MSU is making its third TaxSlayer (Gator) Bowl appearance. The Bulldogs defeated Michigan, 52-14, in the 2011 game. They dropped a 34-20 contest to Northwestern in the 2013 game. Both were played on New Year's Day.

► MSU and Louisville are meeting for the fifth time and first time since Sept. 18, 1976. The series is tied at 2-2. The Bulldogs won all four previous meetings on the field but had to vacate wins in 1975 and 1976.

► True freshman QB **Keytaon Thompson** will make his first career start in place of injured QB **Nick Fitzgerald**, who broke his right ankle in the first quarter of the Egg Bowl last month. Fitzgerald was second in the FBS behind Louisville's Lamar Jackson in games with 100 yards passing and 100 yards rushing this season (6). Fitzgerald, Jackson and USF's Quinton Flowers were the only QBs nationally to throw for over 1,700 yards and rush for over 900 yards.

► MSU's defense ranked in the Top 25 nationally in six categories: total defense (10th - 302.0), passing defense (13th - 175.0), rushing defense (24th - 127.0), scoring defense (24th - 20.4), third down conversion (12th - 31.0) and first down defense (1st - 12.9). They forced 21 turnovers and produced an SEC-leading four defensive touchdowns.

## BY THE NUMBERS

### 9.5

Sacks by first-team All-SEC DE **Montez Sweat**, which led the SEC and ranked ninth nationally (first MSU player to lead SEC in sacks since Willie Evans in 2005)

### 11

Sacks allowed by MSU, the fewest by a Power 5 team this season and the sixth-fewest in the FBS (fewest by an MSU team since 10 in 1988)

### 84.9

Rushing ypg by RB **Aeris Williams**, which is fifth in SEC

### 249.6

Rushing yards per game by MSU, which is 14th nationally and third in the SEC (best ypg at MSU since school-record 280.5 in 1980)

### 3

Blocked kicks by first-team All-SEC DT **Jeffery Simmons**, which leads the nation

### 7

MSU players who will wear the SEC graduate patch in the TaxSlayer Bowl



Facebook.com/HailStateFB



@HailStateFB

HAILSTATE.COM



@HailStateFB



Hail State Snap



# TAXSLAYER BOWL DEPTH CHART

## OFFENSE

		Ht.	Wt.	Cl.-Exp.	Notable
<b>WR (X)</b>	20 Reggie Todd	6-4	204	RFr.-RS	Four straight starts and combined 7 catches in those games ... 2017: 12 rec, 128 yds, 1 TD at Ark.
	17 Jamal Couch	6-4	227	So.-1L	Tied season-high w/ 2 rec, 37 yds last game ... 2017: 8 rec, 163 yds, 2 TD (vs. CSU, BYU)
<b>WR (H)</b>	23 Keith Mixon	5-8	187	So.-1L	DNP last 2 games (ankle injury vs. Alabama) ... team leader in receiving yards (275) ... 1 TD
	18 Dedrick Thomas	5-9	187	So.-1L	Caught game-winning pass with 0:17 left at Arkansas ... Team leader in rec. TDs (4), third in rec. (20)
<b>WR (Z)</b>	5 Gabe Myles	6-0	195	Sr.-3L	Missed 7 games due to foot injury - LSU, UGA, AU, A&M, UMass, Bama, Ark (foot) ... Returned in Egg Bowl
	86 Jesse Jackson	6-2	210	Jr.-2L	Tied for team lead in rec. (24) ... Seeking first career TD ... Season-high 45 yds receiving last game Egg Bowl
<b>LT</b>	55 Martinus Rankin	6-5	315	Sr.-1L	2017 First-Team All-SEC ... Kent Hull Trophy Winner ... Senior Bowl invitee ... 18 career starts, final game
	58 Greg Eiland	6-8	330	RFr.-RS	Started at LT for four games due to Rankin injury (BYU, UK, A&M, UMass)
<b>LG</b>	73 Darryl Williams	6-2	305	So.-SQ	Played in 19 career games with 12 starts ... SEC Offensive Lineman of Week vs. LSU (99% grade, 3 KDs)
	56 Dareuan Parker	6-4	320	RFr.-RS	Played in all 12 games mostly on FG/PAT units
<b>C</b>	74 Elgton Jenkins	6-4	313	Jr.-2L	Owens starts at C (12), LT (5), LG (2), RT (1) ... 35 games played ... Will be one of top C in SEC next year
	55 Martinus Rankin	6-5	315	Sr.-1L	Worked at center during the spring and during fall camp at times
<b>RG</b>	61 Deion Calhoun	6-3	315	Jr.-2L	SEC Off. Lineman of Week vs. UK ... 22 career starts (most OL starts on team) ... A top G prospect in '18
	67 Michael Story	6-4	305	So.-1L	Played in 14 career games with two starts ... Played in six games this season, including Egg Bowl
<b>RT</b>	51 Stewart Reese	6-5	333	RFr.-RS	Started all 12 games at RT after redshirting last season ... Nickname "Big Sted" ... Wants to be a doctor
	79 Evans Wilkerson	6-5	315	So.-SQ	Walk-on offensive lineman who is in third season ... Plays mostly on PAT/FG units
<b>TE</b>	82 Farrod Green	6-3	236	So.-1L	Breakout game at A&M with 3 catches for 51 yds ... 2 rec., 24 yds vs. Bama ... 2017: 9 rec, 174 yds
	81 Justin Johnson	6-3	247	Jr.-2L	8 catches for 44 yds and 1 TD this year ... TD came at Auburn ... 1 rec in 4 out of last 5 games
-or-	83 Jordan Thomas	6-5	280	Sr.-1L	Caught at least 1 pass in 11 of 12 games ... 2017: 20 rec, 227 yds, 3 TD ... Can also play the X or Z
<b>RB</b>	22 Aeris Williams	6-1	217	Jr.-2L	Nickname "A-Train" ... 6 career 100 yd rush gms, 4x this year (LATech, LSU, BYU, UM) ... 5th in SEC in rushing
	-or- 8 Kylin Hill	5-11	212	Fr.-HS	MSU's 3rd-leading rusher (70 carries, 364 yds, 2 TD) ... Season-high 82 yds last game Egg Bowl
	21 Nick Gibson	5-11	211	So.-1L	Breakout game at A&M with 4 rushes for 43 yds and first career rush TD ... 2017: 39 att, 226 yds
	28 Dontavian Lee	6-1	235	Jr.-2L	Played in 35 games with no starts ... 2017: 16 carries, 64 yds, 1 TD ... Nickname "D-Lee"
<b>QB</b>	10 Keytaon Thompson	6-4	222	Fr.-HS	Making 1st career start, 1st start since 2016 LA State champ ... 121 yds rushing, 195 yds pass vs. OM
	2 Logan Burnett	6-2	186	RFr.-RS	Played vs. CSU, UK ... Has not thrown a pass ... Walk-on from Pelham, Ala. (Bessemer Academy)

## DEFENSE

		Ht.	Wt.	Cl.-Exp.	Notable
<b>DE</b>	43 Fletcher Adams	6-2	270	So.-1L	Recorded two safeties in season opener ... Season-high 5 tackles last game ... 2017: 23 tackles, 3.5 TFL
	52 Kobe Jones	6-4	275	RFr.-RS	Led all SEC freshmen with 2.5 TFL in Week 1 ... 16 tackles, 3.5 TFL on year ... Played in all 12 gms
<b>NG</b>	94 Jeffery Simmons	6-4	301	So.-1L	First-Team All-SEC ... 2x SEC Def. Lineman of Week (vs. LT, LSU) ... 11 TFL, 4.5 sacks, 2 TD on year
	95 Braxton Hoyett	6-3	304	Jr.-1L	9 straight starts at DT in place of C. Thomas ... Had first career INT vs. UK ... 2017: 16 tackles, 1.5 TFL
<b>DT</b>	34 Cory Thomas	6-5	303	Jr.-2L	Played in 5 games this season (injured foot at LA Tech) ... Returned at A&M ... 2017: 10 tackles
	-or- 95 Braxton Hoyett	6-3	304	Jr.-1L	9 straight starts at DT in place of C. Thomas ... Had first career INT vs. UK ... 2017: 20 tackles, 2.5 TFL
	96 Tre Brown	6-4	305	Jr.-RS	At least 1 tackle 9 of 12 games ... Season-high 4 tackles at LA Tech ... 2017: 16 tackles, 2.5 TFL
-or-	90 Grant Harris	6-3	285	Jr.-SQ	13 tackles this season ... Played in all 12 games ... Had first career TFL in last game vs. Ole Miss
<b>OLB</b>	9 Montez Sweat	6-6	240	Jr.-JC	First-Team All-SEC ... 3x SEC Def. Lineman of Week (UK, A&M, Ark) ... SEC leader in sacks (9.5)
	42 Marquiss Spencer	6-4	275	So.-1L	19 tackles, 4.5 TFL this season ... At least 0.5 TFL in 4 out of last 5 games ... Season-high 1.5 TFL at Ark
<b>MLB</b>	11 Dez Harris	6-4	243	Sr.-3L	5th on team in tackles (56) ... Team captain ... Overcame 3 torn ACLs ... Missed last 2 games (thigh)
	-or- 40 Erroll Thompson	6-1	250	RFr.-RS	SEC All-Freshman Team ... Led all SEC Fr. LBs in tackles (44) ... 7th among SEC Fr. in TFL (4.0)
<b>MOLB</b>	10 Leo Lewis	6-2	235	So.-1L	43 tackles on year ... Started 11 games ... 1 sack for loss of 10 ... At least 1 tackle in all 12 games
	6 Willie Gay Jr.	6-2	230	Fr.-HS	19 tackles, 2 TFL on the year ... At least 1 tackle in 5 straight games ... Starkville native, HS All-American
<b>OLB</b>	4 Gerri Green	6-4	250	Jr.-2L	127 career tackles, 12.5 TFL ... 84 yd INT return TD vs. UK ... 5.5 TFL in last 5 games ... 9.5 TFL on year
	3 Traver Jung	6-4	226	Sr.-1L	Played in 10 games this season ... Wears No. 3 to honor his late grandmother ... 6 tackles this year, 1 TFL
<b>CB</b>	25 Lashard Durr	5-11	195	Sr.-1L	6 starts this year ... 1st career INT returned 20 yds at A&M ... At least 1 tackle in 3 straight games
	-or- 24 Chris Rayford	6-0	202	Jr.-2L	5 starts this year ... 13 tackles, 1 TFL this season ... Season-high 4 tackles at Arkansas
<b>S</b>	41 Mark McLaurin	6-2	215	Jr.-2L	Team leader in tackles (68) and INTs (3) ... 6th in SEC in INTs ... 3 double-digit tackle gms in '17, 11 vs. Bama
	12 J.T. Gray	6-0	202	Sr.-3L	MSU's current career tackle (206) and TFL (14) leader ... 58 yd INT for TD vs. UMass ... 3rd on team in tackles (61)
<b>S</b>	1 Brandon Bryant	6-0	215	Jr.-2L	32 tackles, 1 INT on year ... First INT of season vs. BYU ... Timed at 4.24 in 40 ... At least 1 tackle in all 12 gms
	38 Johnathan Abram	6-0	210	Jr.-JC	No. 1 JUCO safety last year at Jones County, UGA transfer ... 2nd on team in tackles (62) ... 3 TFL this year
	29 C.J. Morgan	6-0	202	RFr.-RS	5 tackles, 1 TFL on the year ... Played in 9 games ... Season-high 3 tackles at LA Tech
<b>CB</b>	7 Tolando Cleveland	6-0	194	Sr.-3L	Returned from torn ACL in left knee in Aug. 2016 ... 21 career starts ... Started 11 games this year
	2 Jamal Peters	6-2	218	Jr.-2L	His 2nd year at CB after playing S ... Returned INT 90 yds for TD at A&M ... 3 career INT

## SPECIAL TEAMS

		Ht.	Wt.	Cl.-Exp.	Notable
<b>PK</b>	47 Jace Christmann	6-0	195	RFr.-RS	Walk-on on SEC All-Freshman Team ... Season-long: 45 vs. LSU ... 38-38 on PATs ... 11-12 FGs on year
	26 Jordan Lawless	6-0	173	So.-JC	Has not attempted any FG or PAT this year ... JUCO transfer from Tyler (Texas) JC
<b>KO</b>	43 Logan Cooke	6-5	230	Sr.-3L	5th in SEC in KO avg. in 2017 (63.8) ... 41 TBs this season ... Career 62.6 avg, 72 TBs
<b>P</b>	43 Logan Cooke	6-5	230	Sr.-3L	7th in SEC in punting avg (42.7) ... Career-best 53.0 avg vs. BYU ... Career long is 68 ... 13 50+ this year
	27 Kody Schexnayder	5-10	203	So.-1L	Preferred walk-on thrust into action last year after Cooke injury ... Averages 36.5 with long of 52
<b>KR</b>	20 Reggie Todd	6-4	204	RFr.-RS	Averaged 17.6 yards per return this season ... 0 TD ... Season-long 34 return vs. UMass
	23 Keith Mixon	5-8	187	So.-1L	Averages 22.9 yards per return for career ... 2017: 17.8 avg ... Had season-long 25 vs. BYU
<b>PR</b>	18 Dedrick Thomas	5-9	187	So.-1L	Returned first punts of his career vs. UMass ... Had 83 yd TD, 5th longest return in MSU history vs. UMass
	5 Gabe Myles	6-0	195	Sr.-3L	5 returns for 18 yds, 3.6 avg this year ... 0 TD
<b>LS</b>	53 Hunter Bradley	6-3	240	Sr.-2L	Third straight year as primary snapper ... Played in 40 career games with all successful snaps
<b>H</b>	43 Logan Cooke	6-5	230	Sr.-3L	Fourth straight year as the holder

🎓 - denotes MSU graduate



# TAXSLAYER BOWL MEDIA SERVICES

## MSU Communications Staff

Three members of the MSU Communications staff will be in Jacksonville beginning Christmas night for your media service needs.



Bill Martin



Andrew Piper



Taylor Shirey

### Bill Martin, Associate Athletic Director/Communications

Email: BMartin@athletics.msstate.edu

Office: (662) 325-0967 • Cell: (662) 418-3821 • Twitter: @MSUBillMartin

### Andrew Piper, Assistant Director/Communications

Email: APiper@athletics.msstate.edu

Office: (662) 325-0972 • Cell: (662) 418-9183 • Twitter: @ADPiper7

### Taylor Shirey, Assistant Director/Communications

Email: TShirey@athletics.msstate.edu

Office: (662) 325-8040 • Cell: (256) 899-6482 • Twitter: @taylor\_shirey14

## TaxSlayer Bowl Media Contact

Cheri O'Neill serves as the media contact for the TaxSlayer Bowl. She can be reached at [cheri@taxslayerbowl.com](mailto:cheri@taxslayerbowl.com).

## Team Hotel

The team will be headquartered at the Sawgrass Marriott on 1000 PGA Tour Blvd. in Ponte Vedra Beach from Dec. 25-30. It is approximately 24 miles from EverBank Field.

## Team Practices

All MSU team practices will take place at the University of North Florida on 4567 St. John's Bluff Road in Jacksonville. It is approximately 12 miles NE of the team hotel. The first 20 minutes of practice will be open to media on Tuesday, Dec. 26; Wednesday, Dec. 27 and Thursday, Dec. 28. Media are allowed to shoot photography and video during the open portion of practices Dec. 26-28. Practice on Dec. 29 is CLOSED to media.

## Post Practice Interviews

Media interviews will be conducted on the field at the University of North Florida following practices on Tuesday, Dec. 26; Wednesday, Dec. 27 and Thursday, Dec. 28. Please email Bill Martin, Taylor Shirey and Andrew Piper your player requests. See the calendar below for a complete schedule.

## Press Conference

The TaxSlayer Bowl will hold a press conference featuring interim head coach Greg Knox and captains Martin Rankin and Dez Harris on Friday, Dec. 29 from 11-11:30 a.m. at the Hyatt Regency Jacksonville Riverfront.

## Schedule (All times local and subject to change)

### Monday, December 25 - Christmas Day

5 p.m. – Buses depart from Seal Complex to Golden Triangle Regional Airport

6 p.m. – Depart on charter flight for Jacksonville International Airport

8:30 p.m. – Arrive at Jacksonville International Airport

10 p.m. – Arrive at Sawgrass Marriott

*No media availability*

### Tuesday, December 26

11:30 a.m. – Team practice at University of North Florida  
(first 20 minutes open to the media)

1:20 p.m. – Post practice interviews on field at University of North Florida  
(interim head coach Greg Knox, selected key plays)

### Wednesday, December 27

10:30 a.m. – Team Practice at University of North Florida  
(first 20 minutes open to the media)

12:20 p.m. – Post Practice Interviews on field at University of North Florida  
(interim defensive coordinator Ron English and requested defensive players)

2 p.m. – Team at Naval Air Station Jacksonville

### Thursday, December 28

10:30-12:20 p.m. – Team Practice at University of North Florida  
(first 20 minutes open to the media)

12:20 p.m. – Post Practice Interviews on field at University of North Florida  
(interim offensive coordinator Brett Elliott and requested offensive players)

2 p.m. – Team at Top Golf Jacksonville

### Friday, December 29

11 a.m. – TaxSlayer Bowl Press Conference at Hyatt Regency Jacksonville  
(interim head coach Greg Knox, captains Martin Rankin and Dez Harris)

12 p.m. – TaxSlayer Bowl Coaches Luncheon (media invited to attend)

2:30 p.m. – Team visits Wolfson Children's Hospital

7 p.m. – Dawg Talk from The Landing in Downtown Jacksonville

### Saturday, December 30

9:30 a.m. – Team departs for EverBank Field

10 a.m. – Team arrives at EverBank Field

12:03 p.m. – TaxSlayer Bowl kickoff: #23 Mississippi State vs. Louisville

### Postgame:

- Press Conference – interim head coach Greg Knox and one MSU player will be available in the theatre room

- Select MSU players will be available in the interview area outside the locker room.

- MSU locker room will be CLOSED to media.

- Team will depart for Jacksonville International Airport following the game and return to Golden Triangle Regional Airport via charter flight.





# 11.0

TACKLES FOR LOSS,  
RANKING 10TH IN THE SEC

# 3

BLOCKED KICKS/PUNTS, WHICH LEADS THE NATION

# 2

SIMMONS AND SWEAT ARE THE FIRST SEC WEST  
DEFENSIVE LINE DUO SINCE 2015 ALABAMA TO CLAIM  
MULTIPLE FIRST TEAM ALL-SEC COACHES HONORS

# 3

TIMES NAMED TO PRO FOOTBALL FOCUS'  
SEC TEAM OF THE WEEK (LSU, TEXAS A&M, UMASS)

FIRST TEAM ALL-SEC (COACHES, AP)  
TWO-TIME SEC DEFENSIVE LINEMAN OF THE WEEK

# 2

TOUCHDOWNS SCORED THIS YEAR

# 4.5

SACKS

JEFFERY  
**SIMMONS** 94

# 302.0

YARDS PER GAME ALLOWED BY MSU,  
WHICH IS 10TH NATIONALLY  
AND THE BEST BY MSU SINCE 1999

# 1

1 OF 4 DEFENSIVE PLAYERS IN THE SEC TO  
WIN MULTIPLE PLAYER OF THE WEEK  
HONORS THIS SEASON

# 9.5

SACKS, WHICH RANKS FIRST IN THE SEC AND  
NINTH IN THE NATION (FIRST MSU PLAYER TO LEAD  
SEC IN SACKS SINCE WILLIE EVANS IN 2005)

# 6.5

OF HIS SACKS CAME IN FIVE-STRAIGHT GAMES  
(FIRST BULLDOG WITH A SACK IN FIVE-STRAIGHT  
GAMES SINCE PRESTON SMITH IN 2014)

# 0.79

SACKS PER GAME, WHICH RANKS  
FIRST IN THE SEC AND 10TH IN THE NATION

# 57

COMBINED YARDAGE LOSS FROM 9.5 SACKS,  
FOURTH-BEST IN THE SEC

FIRST TEAM ALL-SEC (COACHES, AP, PFF)  
THREE-TIME SEC DEFENSIVE LINEMAN OF THE WEEK

# 12.5

TACKLES FOR LOSS, WHICH IS FOURTH IN THE SEC

# 2.5

SACKS VS. ARKANSAS, THE MOST BY A BULLDOG  
SINCE CHRIS WHITE HAD 2.5 VS. FLORIDA (OCT. 16, 2010)

# 1

1 OF 2 DEFENSIVE PLAYERS IN THE SEC TO  
WIN THREE PLAYER OF THE WEEK  
HONORS THIS SEASON

# 9.5

SACKS RANK NINTH IN THE MSU SINGLE-SEASON RECORD  
BOOKS AS HIS 9.5 SACKS ARE THE MOST BY A BULLDOG  
SINCE ROBERT YOUNG'S 10.0 IN 1989



MONTEZ  
**SWEAT** 9



## SERIES GAME-BY-GAME

### Series Tied, 2-2

10/20/1973:	MSU, 18-7	at Louisville, Ky.
10/26/1974:	MSU, 56-7	at Starkville
10/25/1975:	*MSU, 28-14	at Louisville, Ky.
9/18/1976:	*MSU, 30-21	at Starkville

at Starkville: Tied, 1-1

at Louisville: Tied, 1-1

\* - Denotes wins which were forfeited by MSU due to NCAA infractions

## QUICK FACTS

Location	Starkville, Miss.
Founded	February 28, 1878
Nickname	Bulldogs
Enrollment	21,622
President	Dr. Mark Keenum
Athletic Director	John Cohen
Faculty Rep	Dr. Steven Turner
Conference	Southeastern (West)
Colors	Maroon and White
Stadium	Davis Wade Stadium at Scott Field
Capacity	61,337
Playing Surface	Hybrid Bermuda
First Year Football	1895
Years of Football	118th
All-Time Record	554-573-40 (.491)
All-Time SEC Record	192-361-12 (.349)
All-Time Bowl Record	12-8 (.600)

## MSU vs. ACC IN BOWL GAMES

### MSU leads, 5-3

12/21/1963 – MSU 16, NC State 12  
Philadelphia, Penn. (Liberty Bowl)

12/28/1974 – MSU 26, North Carolina 24  
El Paso, Texas (Sun Bowl)

1/1/1993 – #19 North Carolina 21, #24 MSU 17  
Atlanta, Ga. (Peach Bowl)

1/2/1995 – #23 NC State 28, #16 MSU 24  
Atlanta, Ga. (Peach Bowl)

12/30/1999 – #15 MSU 17, Clemson 7  
Atlanta, Ga. (Peach Bowl)

12/30/2011 – MSU 23, Wake Forest 17  
Nashville, Tenn. (Music City Bowl)

12/30/2014 - #9 Georgia Tech 49, # 7 MSU 34  
Miami, Fla. (Orange Bowl)

12/30/15 - MSU 51, NC State 28  
Charlotte, N.C. (Belk Bowl)

# THE SERIES: MSU VS. LOUISVILLE

MSU and Louisville are meeting for the fifth time and the series is tied at two apiece ... The Bulldogs won all four previous meetings on the field but victories in 1975 and 1976 were vacated due to playing an ineligible player ... The NCAA ruled that 19 MSU wins from 1975-77 had to be forfeited ... MSU has outscored Louisville 132-49 in those four previous meetings ... The two teams are meeting for the first time since Sept. 18, 1976 when the Bulldogs racked up 476 yards to post a 30-21 win in Starkville ... That game was later forfeited ... The two coaches in that contest were Vince Gibson of Louisville and Bob Tyler of Mississippi State.

# STATISTICAL BREAKDOWN

Category	MSU	Louisville	Conference (NCAA) Ranks	
			MSU	Louisville
Scoring Offense:	32.1	39.0	6 (36)	12 (71)
Total Offense:	419.8	560.5	6 (46)	1 (3)
Rushing Offense:	<b>249.6</b>	249.9	<b>3 (14)</b>	2 (13)
Passing Offense:	170.3	310.6	13 (108)	1 (15)
Scoring Defense:	<b>20.4</b>	27.1	<b>5 (24)</b>	12 (71)
Total Defense:	<b>302.0</b>	386.6	<b>3 (10)</b>	9 (58)
Pass Defense:	<b>175.0</b>	232.8	<b>4 (13)</b>	10 (78)
Rushing Defense:	<b>127.0</b>	139.8	<b>4 (24)</b>	2 (33)
Kickoff Return Avg.:	20.13	4.96	14 (89)	13 (107)
Punt Return Avg.:	10.48	3.00	6 (31)	12 (121)
Time of Poss.:	<b>33:41</b>	30:25	<b>1 (6)</b>	8 (58)
3rd Down Conv. Pct.:	<b>0.462</b>	0.461	<b>3 (13)</b>	2 (14)
Opp. 3rd-D Conv. Pct:	<b>0.310</b>	0.409	<b>1 (12)</b>	14 (84)
TO Margin:	-0.17	0.25	9 (82)	6 (49)
Net Punting:	39.67	39.93	9 (33)	3 (28)
Fumbles Recovered:	8	8	6 (47)	3 (37)
Passes Intercepted:	9	12	9 (72)	7 (44)
Fumbles Lost:	6	11	6 (28)	14 (104)
Turnovers Gained:	17	20	7 (72)	3 (40)
Turnovers Lost:	19	17	12 (74)	9 (53)
Passing Efficiency:	114.63	151.08	13 (111)	2 (20)
Pass Efficiency Defense	120.82	132.36	5 (38)	11 (76)
Fewest Penalties:	69	76	8 (53)	13 (77)
Fewest Yards Penalized:	610	622	9 (55)	11 (59)
Sacks/game:	2.50	2.08	6 (29)	9 (60)
Tackles for Losses:	75	73	5 (51)	8 (56)
Red Zone Offense:	0.849	0.849	10 (63)	6 (63)
Red Zone Defense:	0.792	0.853	3 (34)	11 (80)

\* **Bold** indicates categories MSU is in the top 25 nationally in.

## THE NOTEBOOK

### MORE NOTABLES

- Yes, cowbells will be permitted in EverBank Field. #MoorCowbell
- The last three times MSU has faced an ACC team has occurred in bowl games. State is 2-1 in those meetings, including the last time it faced an ACC team, a win over NC State in the 2015 Belk Bowl.
- State is putting up points an impressive clip, scoring at least 34 points in seven of its 12 games this year and at least 34 points in 12 out of its last 19 games dating back to last season's Kentucky game on Oct. 22. The Bulldogs are averaging 32.1 points per game this season, which is sixth in the SEC and the third-highest scoring average in program history.
- Senior first-team All-SEC offensive tackle **Martinas Rankin** received his official invite to the Senior Bowl. Rankin will be the sixth MSU offensive lineman since 2011 to play in the game, joining Derek Sherrod (2011), Gabe Jackson (2014), Blaine Clausell (2015), Dillon Day (2015) and Justin Senior (2017).
- MSU was picked to finish sixth in the SEC West standings at SEC Media Days. The Bulldogs finished ahead of where they were projected for the sixth straight season. State tied for fourth place in the 2017 SEC West standings with a 4-4 record.
- Seven of MSU's eight wins have come by double-digits, including three SEC victories by 10 or more.
- State is the only team in the nation who has played three in the Top 7 of the final College Football Playoff Rankings (at No. 3 Georgia, No. 4 Alabama, at No. 7 Auburn).



## JOE MOORHEAD NAMED MSU'S 33RD HEAD COACH

**Joe Moorhead**, the 2016 National Offensive Coordinator of the Year and the mastermind behind Penn State's offensive juggernaut the past two seasons, was named Mississippi State's 33rd head football coach on Nov. 29. Moorhead will not coach in the bowl game. Moorhead, 44, arrives in Starkville after spending the 2016 and 2017 seasons as the offensive coordinator and quarterbacks coach on James Franklin's Penn State staff. Tabbed as Sports Illustrated and Yahoo's No. 1 rising assistant in college football in August 2017, Moorhead transformed the Nittany Lions offensively and spearheaded them to a combined 21-5 record, a 17-3 mark in Big Ten regular season play and the 2016 Big Ten Championship. Moorhead was recently named the 2017 National Offensive Coordinator of the Year. Penn State scored at least 30 points in 21 of the 26 games he coached, and they averaged 39.4 points per game during that span.

## A TIMELINE OF EVENTS

Thursday, Nov. 23 - MSU drops Egg Bowl on Thanksgiving night as QB Nick Fitzgerald fractures his ankle in the first quarter; Bulldogs finish regular season 8-4  
Friday, Nov. 24 - QB Nick Fitzgerald has successful ankle surgery that morning  
Sunday, Nov. 26 - Dan Mullen announces to the team he has accepted head coaching job at Florida  
Wednesday, Nov. 29 - Joe Moorhead announced as MSU's new head coach  
Thursday, Nov. 30 - Joe Moorhead officially introduced at press conference as new head coach  
Friday, Dec. 1 - Joe Moorhead hires Charles Huff as first assistant coach, running backs coach  
Sunday, Dec. 3 - MSU accepts a bowl bid to the TaxSlayer Bowl  
Wednesday, Dec. 6 - Joe Moorhead announces Andrew Breiner as new quarterbacks coach  
Friday, Dec. 8 - MSU graduates 5 football players on campus, including QB Nick Fitzgerald  
Friday, Dec. 8 - MSU begins bowl practice for the TaxSlayer Bowl  
Sunday, Dec. 10 - Joe Moorhead announces Bob Shoop as new defensive coordinator/safeties coach and Marcus Johnson as new offensive line coach  
Tuesday, Dec. 19 - MSU closes bowl practices on campus, seniors go through final on-campus practice  
Wednesday, Dec. 20 - Joe Moorhead signs first recruiting class with first day of new early signing period  
Monday, Dec. 25 - MSU reports to Jacksonville on Christmas night

## MSU, LOUISVILLE CONNECTIONS

Interim head coach **Greg Knox** coached with Louisville head coach **Bobby Petrino** at Auburn in 2002 on Tommy Tuberville's staff. Knox was the wide receivers coach, while Petrino was the offensive coordinator. Auburn finished that season 9-4 and ranked No. 14 in the Associated Press poll after beating Penn State in the Citrus Bowl. Current Louisville defensive coordinator **Peter Sirmon** was MSU's defensive coordinator and linebackers coach in 2016. Former MSU defensive coordinator **Todd Grantham**, who left earlier this month to join Dan Mullen's staff at Florida, served the same role on Petrino's staff at Louisville from 2014-16. **Ron English**, MSU's current safeties coach and interim defensive coordinator, served as defensive coordinator at Louisville on Steve Kragthorpe's staff in 2008. **Kap Dede**, MSU's defensive quality control, coached at Louisville with Grantham last season.

## GETTING TO KNOW INTERIM HEAD COACH GREG KNOX

**Greg Knox** will take over head coaching duties for the TaxSlayer Bowl after the departure of Dan Mullen to Florida. Knox is in his ninth season at Mississippi State, and he worked along side Mullen every one of those years as the running backs coach. Knox also took on the duties of special teams coordinator in 2014. The Rosebud, Texas, native has over 20 years of SEC coaching experience having also coached at Auburn (1999-2008) and Ole Miss (1995-98). This will be the 16th bowl game that Knox has coached in. Knox earned his bachelor's degree and played quarterback at Northeastern State, which is in Tahlequah, Okla.

## RON ENGLISH TO SERVE AS INTERIM DEFENSIVE COORDINATOR

**Ron English**, MSU's safeties coach, will serve as the interim defensive coordinator for the TaxSlayer Bowl. English is no stranger to being the defensive signal caller. English was a defensive coordinator for four seasons, including Louisville (2008), San Jose State (2016) and Michigan (2006-07). He then on to serve as the head coach at Eastern Michigan from 2009-13. English was defensive coordinator for Michigan's 2006 Rose Bowl team. He just completed his first season as the safeties coach in Starkville.

## MOORHEADS STAFF COMING TOGETHER

New head football coach **Joe Moorhead** continues to assemble his 2018 coaching staff at Mississippi State. None of the new hires will coach in the bowl game. A look at his hires so far:

## 2017 HONORS

**Deion Calhoun • OL • Jr.**

SEC Offensive Lineman of Week (vs. UK)

**Jace Christmann • K • RFr.**

SEC All-Freshman Team (Coaches)

**Nick Fitzgerald • QB • Jr.**

Maxwell Award Semifinalist

Davey O'Brien Award Semifinalist

Johnny Unitas Golden Arm Award Finalist

Maxwell Award National Player of the Week

(vs. LSU)

Davey O'Brien Award QB of the Week (vs. LSU)

Manning Award Star of the Week (vs. LSU)

SEC Offensive Player of the Week (vs. LSU, at Texas A&M)

**Gabe Myles • WR • Sr.**

Wuerffel Award Nominee

AFC A Good Works Team Nominee

**Martinas Rankin • OL • Sr.**

Kent Hull Award Winner

Honorable Mention All-American (SB Nation)

First-Team All-SEC (Coaches)

Second-Team All-SEC (AP)

2018 Senior Bowl Invitee

**Jeffery Simmons • DT • So.**

Bednarik Award Semifinalist

First-Team All-SEC (AP, Coaches, PFF)

SEC Defensive Lineman of the Week (at LA Tech, vs. LSU)

**Montez Sweat • LB/DE • Jr.**

First-Team All-SEC (AP, Coaches)

SEC Defensive Lineman of the Week (vs. Kentucky, at Texas A&M)

**Erroll Thompson • LB • RFr.**

SEC All-Freshman Team (Coaches)

**Darryl Williams • OL • So.**

SEC Offensive Lineman of Week (vs. LSU)

## SWEAT, SIMMONS MAKE FIRST-TEAM ALL SEC HISTORY

For the first time in MSU history, the Bulldogs produced multiple first-team All-SEC defensive linemen as **Jeffery Simmons** and **Montez Sweat** were on both the coaches and Associated Press first teams. It represented just the second time since 2003 that an SEC West school produced multiple first-team All-SEC defensive linemen. Alabama was the only other team to do it during that span when in 2015 Johnathan Allen and A'Shawn Robinson achieved the feat. With offensive tackle **Martinas Rankin** earning first-team All-SEC honors as well, it represented the first time since the 2014 season that MSU tallied at least three players on the All-SEC first team.

## BULLDOG TRENDS

	2017	Mullen	Streak
August	0-0	1-1	L1
September	3-2	23-12	L2
October	3-0	24-11	W4
November	2-2	16-20	L1
December-January	0-0	5-2	W2

### MSU's Conference Record...

at home	2-2	18-18	L2
on the road	1-2	15-21	W2

### MSU's Non-Conference Record...

at home	3-0	22-3	W4
on the road	1-0	9-1	W1
neutral	0-0	5-3	W2

### MSU vs. Ranked Opponents...

overall	2-3	9-34	L1
at home	1-0	5-16	L1
on the road	1-1	4-15	L6
neutral	0-0	0-3	L3
vs. Top 10	0-0	4-15	L2

### MSU's Record in Games...

decided by 7 pts or less	1-2	17-15	L1
decided by 3 pts or less	0-1	4-5	L1
Road during the day	1-0	9-9	W2
Road at night	2-2	14-13	W1
Home during the day	4-0	19-7	W6
Home at night	1-2	21-14	L2

### MSU's Record When Scoring...

less than 20 points	0-2	6-24	L2
20 or more points	8-2	63-22	L1
25 or more points	8-1	57-11	L1

### MSU's Record When Allowing...

14 or fewer points	5-0	33-1	W24
24 or fewer points	7-0	58-11	W9
25+ points	0-4	11-35	L6

### MSU's Record When...

MSU scores first	6-1	48-11	L1
Opponent scores first	2-3	21-35	L1
Leading after the 1st qtr	6-0	49-7	W9
Trailing after the 1st qtr	1-3	12-29	L1
Leading at halftime	6-0	60-4	W9
Trailing at halftime	1-3	7-38	L1
Leading after the 3rd qtr	7-1	62-3	L1
Trailing after the 3rd qtr	1-3	5-40	L1

### MSU's Record With...

less than 300 yards	0-1	2-18	L4
400+ yards total offense	5-1	36-12	L1
500+ yards total offense	2-1	27-7	L1
600+ yards total offense	0-0	4-2	W3
less than 100 yards rush	0-0	4-10	L3
100+ yards rushing	8-4	35-20	L1
150+ yards rushing	8-4	33-17	L1
200+ yards rushing	7-1	48-12	L1
250+ yards rushing	6-1	28-7	L1
less than 200 yards pass	5-3	28-25	W1
300+ yards passing	0-0	15-6	L1
350+ yards passing	0-0	6-1	W5
400+ yards passing	0-0	2-1	W2
450+ yards passing	0-0	1-1	W1

### ► Charles Huff • Assistant Head Coach/Run Game Coordinator/Running Backs Coach

Moorhead's first hire was his fellow Penn State coach Charles Huff, who coached running backs and special teams for the Nittany Lions from 2014-17. Huff, who is ranked the No. 4 recruiter in America by 247Sports.com, recruited and developed consensus All-American and Heisman Trophy candidate Saquon Barkley. Huff has 13 years of coaching experience and was at Vanderbilt in 2011.

### ► Andrew Breiner • Pass Game Coordinator/Quarterbacks

Andrew Breiner spent the past two seasons as the head coach at Fordham. Breiner was promoted to head coach after Moorhead departed to Penn State as the offensive coordinator and quarterbacks coach in 2015. Breiner and Moorhead have worked closely for seven years as the two formed an explosive offense in the Bronx. Breiner was Moorhead's offensive coordinator at Fordham from 2012-15, and he was Moorhead's offensive graduate assistant at Connecticut for three seasons prior.

### ► Bob Shoop • Defensive Coordinator/Safeties

Veteran defensive playcaller **Bob Shoop** will serve as Moorhead's defensive coordinator and safeties coach. Shoop has served as a defensive coordinator for 15 years, including two seasons at Tennessee (2016-17), two seasons at Penn State (2014-15) and three seasons at Vanderbilt (2011-13). Shoop, the 2014 National Defensive Coordinator of the Year by 247Sports.com, oversaw units that finished in the Top 25 nationally in total defense from 2011-15 at Vanderbilt and Penn State.

### ► Marcus Johnson • Offensive Line

Moorhead tabbed Mississippi native Marcus Johnson as his offensive line coach. Johnson, a Coffeeville native, played four NFL seasons and spent the last two years as the offensive line coach on David Cutcliffe's staff at Duke. He returns to the state of Mississippi, a place where he was an All-SEC and all-state offensive lineman at Ole Miss.

### ► Mark Hudspeth • Associate Head Coach/Tight Ends

Mark Hudspeth, a Mississippi native and the former head coach for seven seasons at Louisiana-Lafayette, will serve as associate head coach and tight ends coach. Hudspeth, a Louisville, Miss., native, returns to Mississippi State after having great success as the passing game coordinator and wide receivers coach from 2009-10, including a 2010 campaign that saw the Bulldogs reach the Gator Bowl. He was also an outstanding recruiter. Hudspeth guided Louisiana-Lafayette to unprecedented success, including five New Orleans Bowl appearances during his tenure from 2011-17. The Ragin' Cajuns won four straight bowl games under his watch and posted four consecutive nine-win seasons.

## FLORIDA BULLDOGS

A total of five Bulldogs hail from the Sunshine state, including starting redshirt freshman right offensive tackle **Stewart Reese** (Fort Pierce), true freshman LB **Tyler Dunning** (Fort Lauderdale), redshirt freshman DB **Korey Charles** (Miami), walk-on **Cameron Miller** (Odessa) and redshirt freshman WR **Osirius Mitchell** (Sarasota). Reese has played a pivotal role, starting all 12 games at right tackle this season. The 6-5, 333-pounded prepped at Fort Pierce Central High School, which is 228 miles south of Jacksonville. Reese, who aspires to be a doctor one day, produced a 3.5 GPA this semester.

## 2017 SENIOR CLASS ONE WIN FROM TYING MSU RECORD

The victory against Arkansas was the 2017 senior class' 33rd and they are the ninth MSU senior class to reach the 30-win mark. The 2017 class is now tied for third in senior class victories, one shy of tying the school record of 34 set by the 1942 and 2015 squads. They could tie it with a win in the TaxSlayer Bowl on December 30.

### 30-Win MSU Senior Classes

1942: 34-5-2

2015: 34-15

**2017: 33-17**

2000: 33-15

2014: 32-21

2013: 31-19

2016: 31-20

1941: 30-9-2

1999: 30-17

## TRUE FRESHMAN KEYTAON THOMPSON TO MAKE FIRST START

With **Nick Fitzgerald** sidelined by an ankle injury, true freshman **Keytaon Thompson** will make his first career start at quarterback in the TaxSlayer Bowl.

- Thompson will be the first true freshman to start under center for MSU in a game since Damian Williams got the nod in the Egg Bowl vs. Ole Miss on Nov. 28, 2013. Dak Prescott, however, finished the game in the fourth quarter to lead the Bulldogs to a 17-10 win.

- Thompson will be the first true freshman QB to start in a bowl game for MSU since Wesley Carroll did so in the 2007 Liberty Bowl. Carroll led the Bulldogs to a 10-3 win over UCF in that game. John Bond is the only other true freshman QB to start in a bowl for MSU. Bond started the 1980 Sun Bowl, which was a 31-17 win for No. 8 Nebraska.

- Thompson fared quite well in his first significant action last game vs. Ole Miss following the



Fitzgerald injury. He was 13-of-27 passing for 195 yards and one touchdown through the air, and he recorded his first career 100-yard rushing game, carrying it 26 times for 121 yards and one touchdown. Thompson has accounted for five touchdowns this season (three rushing and two passing).

• Thompson knows the big stage. His last start occurred just over a year ago on Dec. 10 in the 2016 Louisiana High School Class 5A State championship game as he led Landry-Walker High School of New Orleans to a 50-21 win over West Monroe to produce the school's first state title. Thompson, a New Orleans native, accounted for 457 yards of total offense and six touchdowns in the win in the Superdome. Just a few days later as an early enrollee, he joined MSU.

## PLAYING IN AN NFL STADIUM FOR EIGHTH STRAIGHT YEAR

MSU will be playing at least one game in an NFL stadium for the eighth straight year. Since 2010, the Bulldogs have played at EverBank Field in Jacksonville (this will be the third time), Nissan Stadium in Nashville (once), NRG Stadium in Houston (once), Bank of America Stadium in Charlotte (once), Gillette Stadium in Foxborough (once) and Sun Life Stadium in Miami (once). State is 4-3 in those games since 2010. The Bulldogs defeated UMass, 47-35, in Gillette Stadium, the home of the New England Patriots, on Sept. 24 last season.

## MULLEN FINISHES SECOND IN MSU ALL-TIME WINS

**Dan Mullen**, who was named head coach at the University of Florida on Nov. 26, finished his Mississippi State career as the second-winningest coach in school history (69 wins). Mullen was also the second-longest tenured coach in MSU history. Mullen coached nine years and 115 games, finishing with a 69-46 (.600) mark. Only Jackie Sherrill (152) coached in more MSU games than Mullen. Mullen finished six wins shy of tying Sherrill for first place in Bulldog victories. Sherrill was 75-75-2 from 1991-2003.

## DEFENSE COMPLETES DRAMATIC TURNAROUND

MSU's defense made a dramatic turnaround in 2017 and ranks among the best in the SEC and nation:

Category	'17 Stats	'17 Rank SEC (FBS)	Best at MSU Since '16 Stats	'16 Rank SEC (FBS)	Improve
Total Defense	302.0	3rd (10th)	1999 (222.5)	459.1	12th (110th)
Pass Defense	175.0	4th (13th)	2007 (174.9)	281.5	14th (120th)
Rush Defense	127.0	4th (24th)	2010 (119.1)	177.5	7th (70th)
First Down Defense	13.2	1st (1st)	1963 (10.2)	22.9	12th (98th)
Scoring Defense	20.4	5th (24th)	2011 (19.7)	31.8	13th (93rd)
Yards Per Play	5.2	5th (39th)	1999 (3.3)	6.2	13th (103rd)
Third Down Defense	31.0%	1st (12th)	1999 (27.0%)	41.1	9th (79th)

## INJURIES TAKE A TOLL, INCLUDING QB NICK FITZGERALD

State has been plagued by several key injuries all season. The most recent happened in the last game when **Nick Fitzgerald** broke his right ankle midway through the first quarter of the Egg Bowl on Thanksgiving Night. Fitzgerald had successful surgery on the ankle the following day on Nov. 24 and is expected to make a full recovery. He will not play in the bowl game. The Bulldogs are expected to be without the services of their top wide receiver **Donald Gray** as well. The senior captain had surgery for a sports hernia late last month. In total all season, MSU starters missed a combined 31 starts due to injury: WR **Malik Dear** (all 12), CB **Lashard Durr** (1), WR **Donald Gray** (4), DT **Braxton Hoyett** (1), WR **Keith Mixon** (4), OT **Martinas Rankin** (3) and DT **Cory Thomas** (6). The list:

Player	Injury	Noteable
WR Malik Dear	torn ACL	starting slot WR who tore his ACL in spring; missed all 12
QB Nick Fitzgerald	broken ankle	out for bowl; will miss first start
WR Donald Gray	sports hernia	out for bowl; will miss 5th straight game; injured at A&M
LB Dez Harris	groin	questionable for bowl; missed 2 straight games; inj. vs. Bama
WR Keith Mixon	ankle	slated to play; missed 4 games this year
WR Gabe Myles	foot	is fine and will play; missed seven games earlier in year

## A-TRAIN GOES OVER 1,000 YARDS RUSHING THIS SEASON

**Aeris Williams** (1,019) became the first MSU running back to go over 1,000 yards rushing in a season since Josh Robinson (1,203) did in 2014. Williams, nickname the "A-Train", has rushed for 1,945 yards for his career and needs 55 yards to hit the 2,000-yard mark. MSU has now produced 13 1,000-yard rushers in a season. Williams' 84.9 yard per game average this season ranked fifth in the SEC. MSU nearly produced multiple 1,000-yard rushers this season as QB **Nick Fitzgerald** had 984 before breaking his ankle in the first quarter of the Ole Miss game. They would have become just the third QB-RB duo in SEC history to go over 1,000 yards rushing in a season. MSU has never produced multiple 1,000-yard rushers in a season. In addition, Fitzgerald nearly became the first quarterback in SEC history to rush for 1,000 yards in back-to-back seasons but suffered the ankle injury.

## CAREER GAMES PLAYED/STARTED

Player	'14	'15	'16	'17	Total
Johnathan Abram	--	--	--	12/6	12/6
Fletcher Adams	--	--	11/0	12/5	23/5
Stephen Adegoke	--	--	--	3/0	3/0
Joel Baldwin	--	--	--	1/0	1/0
Hunter Bradley	3/0	12/0	13/0	12/0	40/0
Bennie Braswell	--	--	--	1/0	1/0
Tre Brown	--	--	--	12/0	12/0
Brandon Bryant	--	13/8	13/10	11/7	37/25
Logan Burnett	--	--	--	2/0	2/0
Deion Calhoun	--	13/1	9/9	12/12	34/22
Korey Charles	--	--	--	3/0	3/0
Jace Christmann	--	--	--	12/0	12/0
Tolando Cleveland*	13/0	13/10	--	12/11	50/21
Ronald Cochran	--	4/0	1/0	7/0	12/0
Logan Cooke	9/0	13/0	10/0	12/0	44/0
Jamal Couch	--	--	11/0	12/1	23/1
Cameron Dantzler	--	--	--	12/0	12/0
Tucker Day	--	--	--	2/0	2/0
Malik Dear	--	11/0	12/9	0/0	23/9
Lashard Durr	--	--	13/7	11/6	24/13
Greg Eiland	--	--	--	12/4	12/4
Nick Fitzgerald	--	8/0	13/13	12/12	32/24
Willie Gay Jr.	--	--	--	12/0	12/0
Nick Gibson	--	--	3/0	12/1	15/1
Donald Gray	--	13/0	13/13	8/8	34/21
J.T. Gray	6/0	13/0	13/10	12/7	44/17
Farrod Green	--	--	12/8	12/12	24/20
Gerri Green	--	13/1	13/0	12/12	38/13
Aaron Hamaker	--	3/0	11/0	4/0	18/0
Dez Harris	6/0	7/0	13/0	10/10	36/10
Grant Harris	--	5/0	6/0	12/0	23/0
Kylin Hill	--	--	--	12/0	12/0
Braxton Hoyett	--	7/0	13/0	11/10	31/10
Jesse Jackson	--	12/0	13/1	12/7	37/8
Elgton Jenkins	--	11/3	12/5	12/12	35/20
Justin Johnson	--	11/0	13/2	12/0	36/2
Dontea Jones	--	--	--	4/0	4/0
Kendell Jones	--	--	1/0	4/0	5/0
Kobe Jones	--	--	--	12/0	12/0
Traver Jung	--	--	13/2	10/0	23/2
Dontavian Lee	--	10/0	13/0	12/0	35/0
Leo Lewis	--	--	13/13	12/11	25/24
Mark McLaurin	--	12/0	13/6	12/11	37/17
Cameron Miller	--	--	--	1/0	1/0
Blake Mitchell	--	--	--	2/0	2/0
Osirus Mitchell	--	--	--	9/0	9/0
Keith Mixon	--	--	13/1	8/7	21/8
Harrison Moon	--	--	12/0	12/0	24/0
C.J. Morgan	--	--	--	9/0	9/0
Alec Murphy	--	--	4/0	7/0	11/0
Gabe Myles	13/3	10/0	13/4	5/4	40/10
Travis O'Connor	--	--	--	1/0	1/0
Darean Parker	--	--	--	11/0	11/0
Allen Perkins	--	--	--	2/0	2/0
Jamal Peters	--	12/2	12/2	12/3	36/7
Josiah Phillips	--	1/0	13/0	12/0	26/0
Wyatt Powell	--	--	--	2/0	2/0
Martinas Rankin	--	--	13/10	9/8	22/18
Chris Rayford	--	13/0	13/3	12/5	38/8
Chris Redmon	--	--	--	2/0	2/0
Stewart Reese	--	--	--	12/12	12/12
Kody Schexnayder	--	--	4/0	1/0	5/0
Jeffery Simmons	--	--	12/3	12/12	24/15
Maurice Smitherman	--	--	10/0	12/0	22/0
Marquiss Spencer	--	--	12/0	12/0	24/0
Michael Story	--	--	8/2	6/0	14/2
Montez Sweat	--	--	--	12/12	12/12
Cory Thomas	--	8/0	13/4	5/2	26/6
Dedrick Thomas	--	--	10/0	12/0	22/0
Jordan Thomas	--	--	12/0	12/5	24/5
Erroll Thompson	--	--	--	12/2	12/2
Keytaon Thompson	--	--	--	9/0	9/0
Reggie Todd	--	--	--	12/4	12/4
Brad Wall	--	--	7/0	0/0	7/0
Tim Washington	--	--	12/0	12/0	24/0
Evans Wilkerson	--	--	12/0	12/0	24/0
Aeris Williams	--	13/0	13/3	12/11	38/14
Darryl Williams	--	--	7/0	12/12	19/12

\* - Tolando Cleveland played in 12 games (0 starts) in 2014 and received a medical redshirt in 2016.

## BULLDOGS ON NFL ROSTERS (18)

Name	Pos.	Team	Year
Denico Autry	DE	Raiders	4
Fred Brown #	WR	Rams	R
Richie Brown #	LB	Panthers	R
Blaine Clausell #	OL	Panthers	3
Fletcher Cox ^\$	DE	Eagles	6
Kaleb Eulls %	DL	Chargers	3
Gabe Jackson \$	OG	Raiders	4
Chris Jones \$	DT	Chiefs	2
Kyle Love	DT	Panthers	6
Benardrick McKinney \$	LB	Texans	3
Pernell McPhee \$	OLB	Bears	7
Dak Prescott ^\$	QB	Cowboys	2
Will Redmond #	CB	Chiefs	2
Fred Ross %	WR	Panthers	R
Deontae Skinner %	LB	Giants	3
Darius Slay \$	CB	Lions	5
Preston Smith \$	LB	Redskins	3
K.J. Wright ^\$	LB	Seahawks	7

^ - indicates Pro Bowl selection

\$ - indicates regular starter

% - indicates injured reserve

# - indicates on practice squad



## 2017 UNIFORM COMBINATIONS

Opponent	Helmet	Jersey	Pants
Charleston So.	Maroon	Maroon	White
at LA Tech	Maroon	White	White
#11 LSU	Maroon	Maroon	Grey
at #11 Georgia	White	White	White
at #13 Auburn	Maroon	White	Maroon
BYU	Maroon	Maroon	Grey
Kentucky	Maroon	Maroon	White
at Texas A&M	Maroon	White	White
UMass	Silver	Black	Black
Alabama	Silver	Maroon*	Maroon*
at Arkansas	White	White	White
Ole Miss	Maroon	Maroon	Grey

\* - denotes Veterans Day uniform

## FINAL SEC STANDINGS

### SEC West

Team	Conf.	Overall
Auburn	7-1	10-3
Alabama	6-1	11-1
LSU	5-3	9-3
Mississippi State	4-4	8-4
Texas A&M	4-4	7-5
Ole Miss	3-5	6-6
Arkansas	1-7	4-8

### SEC East

Team	Conf.	Overall
Georgia	7-1	12-1
South Carolina	5-3	8-4
Kentucky	4-4	7-5
Missouri	3-4	7-5
Florida	3-5	4-7
Vanderbilt	0-7	5-7
Tennessee	0-7	4-8

## SEC QB Rushing Yards in a Season

1. Cam Newton, Auburn (2010) - 1,473
2. Johnny Manziel, Texas A&M (2012) - 1,410
3. Nick Fitzgerald, MSU (2016) - 1,375
4. Nick Marshall, Auburn (2013) - 1,068
5. Jimmy Sidle, Auburn (1963) - 1,006
6. Dak Prescott, MSU (2014) - 986
7. Nick Fitzgerald, MSU (2017) - 984
8. Tim Tebow, Florida (2009) - 910

## SWEAT, SIMMONS THE SECS BEST PASS RUSH DUO

First-team All-SEC defensive linemen **Jeffery Simmons** and **Montez Sweat** have been an unstoppable force, combining for 23.5 tackles for loss and 14 sacks. Sweat, a Michigan State transfer, leads the SEC in sacks with 9.5 in all games. He also was tops in the league in conference only games with 7.5. Simmons has been double-teamed all year but has still managed to cause havoc in the middle with 11 tackles for loss, two fumble recoveries, two forced fumbles and a nation-leading three blocked kicks. Sweat's 9.5 sacks ranks ninth in MSU single-season history and are the most by a Bulldog since Willie Evans led the SEC with 15.0 in 2005:

### MSU Single-Season Sack Leaders

Player	Sacks	Year	Yds.
1. Billy Jackson	17.0	1980	NA
2. Willie Evans	15.0	2005	96
Billy Jackson	15.0	1981	NA
4. Greg Favors	12.5	1996	112
5. Mike McEnany	12.0	1981	NA
Edward Smith	12.0	1998	112
7. Tyrone Keys	10.0	1980	NA
Robert Young	10.0	1989	72
9. Montez Sweat	9.5	2017	57
10. Tyrone Keys	9.0	1979	NA
Billy Jackson	9.0	1982	NA
Preston Smith	9.0	2014	60

## MSU HANGS WITH ALABAMA

MSU gave top-ranked Alabama all it could handle on Nov. 11 in Davis Wade Stadium, both on the scoreboard and physically on the lines:

- Alabama entered the game trailing only two minutes and 26 seconds on the entire season. They trailed for 15 minutes and 21 seconds against MSU.
- The 147 rushing yards by MSU were the most allowed by Alabama in the last two years and most since Georgia had 193 on Oct. 3, 2015. Auburn would end up rushing for 168 at the end of the regular season.
- The three rushing touchdowns by MSU (2 by **Aeris Williams**, 1 by **Nick Fitzgerald**) were the most allowed by Alabama in the Nick Saban era (since the start of 2007).
- **Aeris Williams** (2) had more rushing touchdowns than all 10 previous Alabama opponents had. Williams was the first player with two or more rushing touchdowns since Ezekiel Elliott of Ohio State had two in the 2015 Sugar Bowl.
- The 24 points by State were the most allowed by Alabama at the time and the most in a regular season game by the Tide since Arkansas put up 30 on Oct. 8, 2016. Auburn ended up scoring 26 in the regular season finale.
- MSU racked up five sacks in the game, the most allowed by Alabama since Clemson had five in the 2016 College Football Playoff National Championship.

## WALK-ON KICKER JACE CHRISTMAN EARNS ALL-FRESHMAN

**Jace Christmann**, a walk-on in his first year on the field, was named to the SEC All-Freshman Team. Christmann took over MSU's placekicking responsibilities against No. 11 LSU on Sept. 16, going 3-for-3 after connecting on 27-yard, 30-yard and 45-yard attempts. His 45-yard make was the longest of the season by MSU. The Houston, Texas, native closed the season ranked second in the SEC after going 11-of-12 on field goal attempts for a 91.4 percentage, which led all SEC freshmen. Christmann connected on nine of his first 10 attempts. His only miss was a 46-yard attempt into a 20 mph wind at Arkansas in Week 11. Christmann was a perfect 38-of-38 in PAT attempts over the regular season, which ranks fifth in MSU single-season history. Christmann is the first MSU kicker to earn SEC All-Freshman honors since Blake McAdams did so in 2005.

## MSU HAS WON SIX IN A ROW OVER NON-SEC TEAMS

MSU has won six in a row over non-conference foes dating back to last year's Samford game on Oct. 29. The Bulldogs have outscored non-SEC teams, 248-111 during that streak. State is 4-0 vs. non-conference teams this season (Charleston Southern, Louisiana Tech, BYU, UMass) having



won all those games by double-digits and outscored them 175-54.

## MSU HAS SCORED A TD SIX DIFFERENT WAYS

State has scored a touchdown six different ways this season: pass (17 times), rush (26 times), punt return (once - **Dedrick Thomas** 83-yard vs. UMass), interception return (three times - **Gerri Green** 84-yard vs. Kentucky; **Jamal Peters** 90-yard at Texas A&M; **J.T. Gray** 58-yard vs. UMass), fumble recovery (**Jeffery Simmons** 90-yard at Louisiana Tech), blocked punt return (**Jeffery Simmons** at Louisiana Tech).

- MSU has produced six non-offensive touchdowns this season, including a league-leading four defensive scores. That mark also ranks seventh nationally.
- The Bulldogs returned an interception for a touchdown in three straight games, a first since 2007. They did it against Kentucky, Texas A&M and UMass earlier this season.

## ELITE RUSHING ATTACK

- MSU is one of three FBS programs who have a QB-RB duo each averaging over 80.0 yards per game rushing, joining triple-option threats Georgia Tech (TaQuon Marshall-KirVonte Benson) and Navy (Zach Abey-Malcolm Perry). **Aeris Williams** is averaging 84.9 yards per game, while **Nick Fitzgerald** was 82.0 ypg.
- State has rushed for over 250 yards eight times this season and is 7-1 in those contests (lost to Ole Miss). The Bulldogs have eclipsed 250 rushing yards in 12 out of their last 19 games dating back to the Kentucky game on Oct. 22 last season.
- MSU is averaging 249.6 yards per game on the ground, which is third in the SEC and 14th nationally. That tally is the best by a Bulldog squad since 1980 when it put up a school-record 280.5 yards per game.
- MSU has produced the SEC's most individual 100-yard rushing games this season with 10 (6 by **Nick Fitzgerald**, 4 by **Aeris Williams**).

## FITZ, A-TRAIN BEST 100-YARD QB-RB DUO IN MSU HISTORY

No quarterback-running back combo in MSU history has gone over 100 yards rushing more than **Nick Fitzgerald** and **Aeris Williams**. Five times the duo has gone over 100 yards rushing in the same game. Dak Prescott and Josh Robinson did it twice during the 2014 season. Fitzgerald and Williams did it three times this season and twice in 2016. The duo last did it against UMass as Williams had 114 and Fitzgerald produced a season-high 135. State has won every game in which Fitzgerald and Williams achieved the feat.

Opponent	Date	Yards Rushing
UMass	11/4/17	Fitzgerald (135), Williams (114)
BYU	10/14/17	Williams (114), Fitzgerald (103)
at Louisiana Tech	9/9/17	Fitzgerald (111), Williams (107)
at Ole Miss	11/26/16	Fitzgerald (258), Williams (191)
#4 Texas A&M	11/5/16	Fitzgerald (182), Williams (140)

## MSU RB HAVE LOST ONLY ONE FUMBLE THIS SEASON

MSU running backs have lost only one fumble this season when **Nick Gibson** fumbled with 7:26 on the clock in the first quarter at Arkansas on Nov. 18. Gibson's fumble snapped a streak of 504 consecutive carries and 44 consecutive quarters without a fumble on an offensive possession by any player at any position. In **Nick Fitzgerald's** 380 career carries, he's lost a fumble only three times (twice vs. Auburn in 2016 and once at UMass in 2016).

### Consecutive Carries Without A Fumble

Player	Consecutive Carries W/O Fumble	Last Fumble
RB Aeris Williams	89	3Q at Texas A&M, 10/28/17 (recovered it)
QB Nick Fitzgerald	24	1Q at Arkansas, 11/18/17 (recovered it)
RB Dontavian Lee	45	never fumbled
RB Kylin Hill	20	2Q at Texas A&M, 10/28/17 (recovered it)
RB Nick Gibson	0	1Q at Arkansas, 11/18/17 (lost it)

### Consecutive Carries Without A Lost Fumble

Player	Consecutive Carries W/O Lost	Last Lost Fumble
RB Aeris Williams	395	3Q at Texas A&M, 10/3/15 (6:05)
QB Nick Fitzgerald	303	2Q vs. Auburn, 10/8/16 (1:45)
RB Kylin Hill	70	never lost a fumble
RB Dontavian Lee	45	never lost a fumble
RB Nick Gibson	0	1Q at Arkansas, 11/18/17 (7:26)

## CAREER 100-YARD RECEIVING GAMES

**Donald Gray • Sr. • WR (2, 0 in 2017)**  
207, Samford, 2016  
140, Northwestern State, 2015

## CAREER 100-YARD RUSHING GAMES

**Nick Fitzgerald • Jr. • QB (14\*, 6 in 2017)**  
258, at Ole Miss, 2016  
195, South Carolina, 2016  
182, Texas A&M, 2016  
135, UMass, 2017  
132, Miami (Ohio), St. Petersburg Bowl, 2016  
131, Arkansas, 2016  
119, Samford, 2016  
115, Kentucky, 2017  
111, at Louisiana Tech, 2017  
110, at UMass, 2016  
107, at Kentucky, 2016  
105, at Texas A&M, 2017  
103, BYU, 2017  
101, Arkansas, 2017

\* - denotes school record by a QB

**Aeris Williams • Jr. • RB (6, 4 in 2017)**  
191, at Ole Miss, 2016  
146, LSU, 2017  
140, Texas A&M, 2016  
114, BYU, 2017  
114, UMass, 2017  
107, at Louisiana Tech, 2017

## CAREER 300-YARD PASSING GAMES

**Nick Fitzgerald • So. • QB (3, 0 in 2017)**  
417, Samford, 2016  
328, Arkansas, 2016  
305, at UMass, 2016

## MSU MVPs OF THE GAME

### Charleston Southern (Sept. 2)

Offense: WR Gabe Myles  
Defense: DE Fletcher Adams  
Special Teams: WR Jesse Jackson

### at Louisiana Tech (Sept. 9)

Offense: OL Elgton Jenkins/RB Aeris Williams  
Defense: DT Jeffery Simmons  
Special Teams: P Logan Cooke

### #11/12 LSU (Sept. 16)

Offense: The entire offensive line  
Defense: S Mark McLaurin  
Special Teams: PK Jace Christmann

### BYU (Oct. 15)

Offense: RB Aeris Williams  
Defense: S Brandon Bryant  
Special Teams: LB J.T. Gray

### Kentucky (Oct. 21)

Offense: QB Nick Fitzgerald  
Defense: LB/DE Montez Sweat  
Special Teams: RB Dontavian Lee

### Texas A&M (Oct. 28)

Offense: TE Farrod Green  
Defense: LB/DE Montez Sweat, LB Erroll Thompson  
Special Teams: LB Traver Jung

### UMass (Nov. 4)

Offense: QB Nick Fitzgerald  
Defense: S J.T. Gray  
Special Teams: WR Dedrick Thomas  
\* as selected by the coaches

## WINS BY SEC WEST TEAMS SINCE START OF 2014 SEASON

MSU has been a model of consistency in the difficult SEC West as the Bulldogs have won the third-most games in the division since the start of the 2014 season. A look at the list:

1. Alabama - 51
2. LSU - 34
3. Mississippi State - 33  
Auburn - 33
5. Texas A&M - 31
6. Ole Miss - 30
7. Arkansas - 26

## IN THE POLLS

The Bulldogs are ranked for the sixth consecutive week, and MSU will be ranked entering bowl season for the first time since it reached the 2014 Orange Bowl. The streak of six weeks is its longest since that memorable 2014 season. The Bulldogs were No. 23 in the final College Football Playoff rankings, No. 23 in the Amway Coaches poll and No. 24 in the Associated Press Top 25. State enters bowl season as the fifth-highest ranked SEC team behind No. 3 Georgia, No. 4 Alabama, No. 7 Auburn and No. 17 LSU. Since the College Football Playoff Rankings started in 2014, Mississippi State has been ranked in the Top 20 16 times out of a possible 25 weeks.

WK.	AP	COACHES	CFP
Preseason	NR	RV	
Week 2 (9/4)	RV	RV	
Week 3 (9/10)	RV	RV	
Week 4 (9/17)	17	19	
Week 5 (9/24)	24	24	
Week 6 (10/1)	NR	RV	
Week 7 (10/8)	NR	RV	
Week 8 (10/15)	RV	RV	
Week 9 (10/22)	RV	RV	
Week 10 (10/30)	21	22	16
Week 11 (11/5)	18	18	16
Week 12 (11/12)	17	19	16
Week 13 (11/19)	16	17	14
Week 14 (11/26)	24	23	23
Week 15 (12/3)	23	24	23

## 500 YARD TOTAL OFFENSE GAMES BY SEC TEAMS SINCE 2014

Mississippi State leads the SEC with 21 500-yard total offense games since 2014. The Bulldogs racked up three 500-yard games this season: Charleston Southern (555 on Sept. 2), BYU (546 on Oct. 14) and Ole Miss (501 on Nov. 23). The full list since 2014:

1. Mississippi State - 21
2. Ole Miss - 19
3. Alabama - 18
4. Texas A&M - 17  
Auburn - 17
6. Missouri - 13
7. LSU - 11
8. Tennessee - 10
9. Arkansas - 9
10. Kentucky - 8  
Georgia - 8
12. Florida - 5  
South Carolina - 5  
Vanderbilt - 5

## FITZGERALD ONE OF THE NATION'S BEST SIGNAL CALLERS

Junior **Nick Fitzgerald**, a semifinalist for the Maxwell Award and a finalist for the Johnny Unitas Golden Arm Award, is in his second sea-

son as a starter and owns a 14-11 record as a starter.

- At 6-foot-5, 230 pounds, Fitzgerald was Dak Prescott's primary back-up in 2015 before taking the reins. He was offered by only two schools coming out of Richmond Hill (Ga.) High School, MSU and Middle Tennessee. Richmond Hill ran an option style offense and threw only 78 passes as a senior. He played wide receiver as a junior before moving to quarterback.

- Fitzgerald owns the SEC career record for 100-yard rushing games by a QB with 14. Fitzgerald has rushed for 100 yards in 12 of his last 19 games. He did it six times this season, which tied for third in the SEC.

- Fitzgerald's 14 100-yard rushing games already tie for second in MSU career history among all positions:

### MSU Career 100-Yard Rushing Games

Player	Games	Years
1. Anthony Dixon	17	2006-09
2. Nick Fitzgerald	14	2015-present
Jerious Norwood	13	2002-05
4. James Johnson	12	1997-98
Walter Packer	12	1973-76
6. Vick Ballard	10	2010-11
Dicenzo Miller	10	1998-01
Michael Davis	10	1991-94
Michael Haddix	10	1979-82
10. Dak Prescott	9	2012-15
Don Smith	9	1983-86

- Fitzgerald is the sixth QB in SEC history to rush for over 2,000 yards in a career. Three of the top six were MSU players (Fitzgerald, Dak Prescott and John Bond). Fitzgerald is in fourth place in SEC career QB rushing yards, 35 yards shy of Prescott.

### SEC Career QB Rushing Yards

Player	Team	Years	Yards
1. Tim Tebow	UF	2006-09	2,947
2. Matt Jones	ARK	2001-04	2,535
3. Dak Prescott	MSU	2012-15	2,521
4. Nick Fitzgerald	MSU	2015-p	2,486
5. John Bond	MSU	1980-83	2,280

- Fitzgerald is now eighth in all-time MSU career rushing yards among all positions:

### MSU Career Rushing Yards

Player	Yds.	Years	Att.	Avg.
1. Anthony Dixon	3994	2006-09	910	4.4
2. Jerious Norwood	3212	2002-05	573	5.6
3. Walter Packer	2820	1973-76	483	5.8
4. Michael Davis	2721	1991-94	578	4.7
5. Michael Haddix	2558	1979-82	425	6.0
6. LaDarius Perkins	2554	2010-13	530	4.8
7. Dak Prescott	2521	2012-15	536	4.7
8. Nick Fitzgerald	2486	2015-p	380	6.5

- Fitzgerald has been responsible for 72 career touchdowns. Fitzgerald and Dak Prescott are the only two players in school history to rush for 30+ touchdowns and throw for 30+ touchdowns.

### MSU Career Touchdowns Responsible

Player	Years	Rush	Pass	TDs
1. Dak Prescott	2012-15	41	70 & 3 rec.	114
2. Nick Fitzgerald	2015-p	33	39	72
3. Don Smith	1983-86	21	31	52

- Fitzgerald ranks third in the SEC in rushing touchdowns and leads all SEC QBs this season with 14. He rushed for multiple touchdowns in a game five times this season and 13 times in his career. The 13 times is the second-most in the SEC in the last 20 years according to ESPN Stats and Info. The BYU game was the seventh time in Fitzgerald's career that he has thrown for multiple TDs and rushed for multiple TDs in the same game. Three times this year he achieved that: Louisiana Tech, LSU and BYU.

- Fitzgerald owns 81 rushes of 10 or more yards in his career, including 32 this season which was fifth among all SEC players. Since the start of the 2016 season, Fitzgerald has produced the second-most 10+ yard rushes (77) in the SEC.



## 10 or more yard rushes since 2016

### 1. Nick Fitzgerald, MSU - 77

2. Nick Chubb, Georgia - 73

3. Jalen Hurts, Alabama - 69

4. Benny Snell Jr., Kentucky - 64

5. Derrius Guice, LSU - 62

• Fitzgerald also owns 5 50+yard runs, 4 60+ yard runs and 3 70+ yard runs in his career.

• Fitzgerald is currently third in MSU career total offensive yards with 6,926.

### MSU Career Total Offense

Player	Years	Plays	Rush	Pass	Total
1. Dak Prescott	2012-15	1705	2521	9376	11897
2. Don Smith	1983-86	1223	1868	5229	7097
3. Nick Fitzgerald	2015-p	893	2486	4440	6926
4. John Bond	1980-83	1237	2280	4621	6901

• Fitzgerald ranks third in MSU career rushing scores:

### MSU Career Rushing Touchdowns

Player	TDs	Years	Att.	Yds.
1. Anthony Dixon	42	2006-09	910	3994
2. Dak Prescott	41	2012-15	536	2521
3. Nick Fitzgerald	33	2015-p	380	2486

• Fitzgerald averages 6.5 yards per rush, which is currently the MSU career record. The previous record was 6.2 yards per carry by Harvey Johnson from 1938-40 (234 rushes for 1,442 yards).

• Fitzgerald has produced 39 career passing TDs, which is third place in MSU career annals. He threw at least two TDs in six of 12 games this season.

Player	TDs	Years	Yds.	Int.
1. Dak Prescott	70	2012-15	9376	23
2. Tyler Russell	42	2010-13	5441	23
4. Nick Fitzgerald	39	2015-p	4440	21

• Fitzgerald surpassed 4,000 career passing yards in the win against UMass. He is currently in eighth place in MSU career passing yards:

Player	Yds.	Years	Att.	Cmp.	Pct.
1. Dak Prescott	9376	2012-15	1169	734	.628
2. Wayne Madkin	6336	1998-01	887	462	.521
3. Kevin Fant	5631	2000-03	866	461	.532
4. Tyler Russell	5441	2010-13	699	410	.587
5. Derrick Taite	5232	1993-96	734	362	.493
6. Don Smith	5229	1983-86	738	342	.463
7. John Bond	4621	1980-83	665	307	.462
8. Nick Fitzgerald	4440	2015-p	661	366	.554

• Eight times in his career, Fitzgerald has rushed for at least two touchdowns, rushed for at least 100 yards and thrown at least one touchdown pass in the same game. That mark is tied for fourth nationally dating back to 2000. Dak Prescott only did it twice in his career.

### QB's with 2 rush TDs, 100 yds rushing, 1 pass TD in Same Game Since 2000

1. Lamar Jackson, Louisville (2015-present) - 12

2. Colin Kaepernick, Nevada (2007-10) - 11

Jordan Lynch, Northern Illinois (2010-13) - 11

4. Nick Fitzgerald, Mississippi State (2015-present) - 8

Denard Robinson, Michigan (2009-12) - 8

## NOTING THE OFFENSIVE LINE

• MSU has a combined 90 starts among its offensive line led by **Deion Calhoun's** 21.

• Junior **Elgton Jenkins** made his first start at center in the season-opener and has settled into the position, starting all 12 games there. Jenkins has now started at every position on the line during his career.

• **Stewart Reese** and **Greg Eiland** are the newcomers to the group. Reese redshirted last season before seeing his first career action as a starter at right tackle in the opener. Reese played a dominant game against LSU in Week 3. Eiland, filling in for an injured **Martinas Rankin**, started at left tackle for a four-game stretch. Rankin returned to action off the bench against UMass and then started against Alabama and Arkansas.

• MSU's two-deep on its offensive line is made up of one senior (Rankin),

two juniors, four sophomores and three redshirt freshmen. Against BYU, Kentucky, Texas A&M and UMass, the starting line was made up of two redshirt freshmen at tackle, two juniors and one sophomore.

• The Bulldogs have allowed only 11 sacks this season. That is the fewest amount of sacks allowed by any team in the SEC this year and the sixth-fewest in the FBS behind Army (1), Marshall (8), Colorado State (8), Appalachian State (8) and Fresno State (9).

• The 11 sacks are the fewest in a season at MSU since the 1988 squad allowed only 10 the entire 11-game season. That 1988 total is the school record for fewest sacks allowed in a season.

• Left guard **Darryl Williams** was named SEC Offensive Lineman of the Week on Sept. 17 following the Bulldogs' dominant win over No. 11 LSU. Williams graded out the highest for MSU (99 percent) and had three knockdowns in the start. Williams was the first MSU offensive lineman to earn the honor since **Martinas Rankin** on Nov. 7, 2016 following a win over No. 4 Texas A&M.

• Right guard **Deion Calhoun** earned SEC Offensive Lineman of the Week honors on Oct. 23 following MSU's 45-7 win against Kentucky. Calhoun graded out the highest (93 percent) with three knockdowns. He paved the way for an MSU offense that rushed for 282 yards against a Wildcat defense that came in 10th nationally against the run, allowing only 97.2 yards per game. State also did not allow a sack on the day.

• It's the first time since the 2014 season that MSU claimed SEC Offensive Lineman of the Week honors multiple times in a season. Ben Beckwith won it three times that year. It was also the first time since the award's inception in 2004 that two different MSU players have won it in the same season.

• MSU will return one of the elite offensive lines in college football next season with C **Elgton Jenkins**, guards **Darryl Williams** and **Deion Calhoun** as well as tackles **Stewart Reese** and **Greg Eiland**. The Bulldogs will return a combined 72 career starts next season, including five players who started this year. MSU will only lose **Martinas Rankin**, who was named first-team All-SEC. Rankin has been selected to play in the 2018 Senior Bowl.

## MSU LEADS SEC IN BLOCKED PUNTS/KICKS SINCE 2014

MSU has made it a priority to block kicks and punts. The Bulldogs are first in the SEC in blocked kicks and punts since 2014 with 15, including a nation-leading three this season by **Jeffery Simmons**. A full list of the 26 MSU's blocked punts and kicks since 2014:

Date	Opponent	Play
8/30/14	Southern Miss	Preston Smith blocked 30-yd FG
9/6/14	UAB	Kivon Coman blocked Punt
9/13/14	South Alabama	Preston Smith blocked 31-yd FG
11/8/14	UT Martin	Nick James blocked PAT
9/5/15	Southern Miss	Beniquez Brown blocked Punt
10/17/15	Louisiana Tech	Donald Gray blocked Punt
11/14/15	#2 Alabama	Tolando Cleveland blocked 32-yd FG
11/21/15	Arkansas	Beniquez Brown blocked 29-yd FG
9/17/16	#20 LSU	Jonathan Calvin blocked PAT
10/29/16	Samford	Nelson Adams blocked PAT
12/26/16	Miami (Ohio)	Jonathan Calvin blocked PAT
12/26/16	Miami (Ohio)	Nelson Adams blocked 37-yd FG
9/9/17	Louisiana Tech	Jeffery Simmons blocked PAT
9/9/17	Louisiana Tech	Jeffery Simmons blocked Punt, TD
11/23/17	Ole Miss	Jeffery Simmons blocked Punt

## 26 BULLDOGS MAKE DEBUT IN 2017

A total of 25 Bulldogs made their career debut in the season-opening victory over Charleston Southern on Sept. 2: S **Johnathan Abram**, **Steven Adegoke**, DT **Tre Brown**, QB **Logan Burnett**, DB **Korey Charles**, K **Jace Christmann**, CB **Cameron Dantzler**, K **Tucker Day**, OL **Greg Eiland**, LB **Willie Gay Jr.**, RB **Kylin Hill**, TE **Dontea Jones**, DE **Kobe Jones**, **Cameron Miller**, WR **Osirus Mitchell**, S

C.J. Morgan, Travis O'Connor, OL Dareuan Parker, Allen Perkins, OL Stewart Reese, TE Christian Roberson, LB Montez Sweat, LB Erroll Thompson, QB Keytaon Thompson, WR Reggie Todd. Four true freshmen saw their first career action, including Gay, Keytaon Thompson, Hill and Day. In Week 7 against UK, redshirt freshman QB Logan Burnett made his debut on the final drive of the game.

### 13 FIRST-TIME STARTERS

MSU has produced 13 first-time starters this season - six on offense and seven on defense. Five earned their first starts in the season-opener vs. Charleston Southern, including DE Fletcher Adams, LB Montez Sweat, LB Dez Harris, RT Stewart Reese and LG Darryl Williams. S Johnathan Abram got the starting nod at Louisiana Tech in Week 2. Braxton Hoyett started at defensive tackle in place of injured Cory Thomas in the SEC opener against LSU in Week 3. Redshirt freshman Greg Eiland started at left tackle in the win against BYU on Oct. 14, replacing an injured Martinas Rankin. TE Jordan Thomas made his first career start and caught a touchdown pass in the win against Kentucky on Oct. 21. Due to several injuries, WR Reggie Todd got his first start against UMass on Nov. 4. WR Jamal Couch made his first start against Alabama on Nov. 11. Two Bulldogs made their first career starts in the road game at Arkansas on Nov. 18 - LB Erroll Thompson, filling in for an injured Dez Harris, and RB Nick Gibson each got the starting nod.

### TEAM CAPTAINS

MSU players voted for its team captains the week before the season and they included Sr. CB Tolando Cleveland, Sr. LB Dez Harris, Sr. WR

Donald Gray and Sr. OT Martinas Rankin. Cleveland returned after suffering a torn ACL during 2016 preseason camp.

### MSU DOMINATES LSU IN SEC OPENER

For the first time since Oct. 23, 1999, MSU beat then-No. 11 LSU in Starkville as the Bulldogs throttled the Tigers in the SEC opener, 37-7.

- It was the largest margin of victory in the 111-year series history for MSU. The previous was +25 in a 25-0 blanking of the Tigers on Nov. 13, 1954 in Baton Rouge.
- It was the most points scored by MSU in a win over LSU since beating the Tigers 45-26 on Nov. 12, 1983 in Baton Rouge. It was also the fewest points allowed by MSU against the Tigers since the Bulldogs won 16-6 on Nov. 15, 1975 in Baton Rouge.
- The 285 rushing yards accumulated by MSU was the most allowed under defensive coordinator Dave Aranda (previous was by Alabama with 218 in 2016).

### LARGEST MARGINS OF VICTORY OVER RANKED TEAMS

MSU's 37-7 blowout of then-No. 11 LSU was by a historic margin. It was the largest margin of victory over an Associated Press ranked team since State topped No. 12 Vanderbilt, 33-0, on Oct. 17, 1942. A look at the top three largest margins of victories over ranked teams in MSU history:

- 
- +33 - def. No. 12 Vanderbilt, 33-0, on Oct. 17, 1942 in Nashville
  - +30 - def. No. 11 LSU, 37-7, on Sept. 16, 2017 in Starkville
  - +28 - def. No. 15 Florida State, 55-27, on Oct. 14, 1978 in Starkville
- 

## MSU LEADS SEC WEST IN NCAA GRADUATION SUCCESS RATE



- The latest NCAA Graduation Success Rates (GSR) were announced Nov. 8 and Mississippi State tied for the SEC West lead in football with an 84 percentile with Alabama. That mark was also fourth-best overall among SEC football programs. The 84 percent was a program record and eight points above the national FBS average of 76.

#### Football SEC West NCAA Graduation Success Rates (Nov. 2017)

##### Mississippi State - 84

Alabama - 84

LSU - 78

Auburn - 70

Texas A&M - 68

Ole Miss - 68

Arkansas - 60



- A total of seven players on the 2017 team have earned their degrees:

SNP Hunter Bradley (May 2017)

CB Tolando Cleveland (Dec. 2017)

QB Nick Fitzgerald (Dec. 2017)

WR Donald Gray (Dec. 2016)

LB Dez Harris (Dec. 2017)

LB Josiah Phillips (Dec. 2017)

WR Kareem Vance (Dec. 2017)

- Nick Fitzgerald, just days after having surgery to repair a broken ankle, participated in MSU graduation on campus. He will play the 2018 season with a degree already in hand in finance.

- MSU football recorded its second-highest GPA on record with a 2.72 this fall semester. A total of 31 student-athletes produced a fall semester GPA of 3.0 or better, including starting OT Martinas Rankin and Stewart Reese.



# RANKINGS

## ASSOCIATED PRESS

RK. TEAM	REC.	POINTS
1. Clemson (27)	11-1	1478
2. Oklahoma (24)	11-1	1461
3. Wisconsin (10)	12-0	1405
4. Auburn	10-2	1374
5. Alabama	11-1	1254
6. Georgia	11-1	1246
7. Miami	10-1	1119
8. Ohio State	10-2	1112
9. Penn State	10-2	960
10. TCU	10-2	956
11. USC	10-2	936
12. UCF	11-0	906
13. Washington	10-2	764
14. Stanford	9-3	693
15. Notre Dame	9-3	592
16. Memphis	10-1	582
17. LSU	9-3	566
18. Oklahoma State	9-3	532
19. Michigan State	9-3	457
20. Northwestern	9-3	378
21. Washington State	9-3	328
22. Virginia Tech	9-3	298
23. South Florida	9-2	114
24. Mississippi State	8-4	88
25. Fresno State	9-3	57

RV: NC State 56, San Diego State 46, Louisville 16, Boise State 14, Toledo 13, Michigan 12, Virginia 4, Missouri 3, Florida 2, Iowa State 1, Kansas State 1.

## USA TODAY COACHES

RK. TEAM	REC.	POINTS
1. Clemson (25)	11-1	1485
2. Oklahoma (12)	11-1	1462
3. Wisconsin (21)	12-0	1454
4. Auburn (4)	10-2	1402
5. Alabama	11-1	1272
6. Georgia	11-1	1269
7. Ohio State	10-2	1123
8. Miami	10-1	1123
9. USC	10-2	990
10. Penn State	10-2	970
11. UCF	11-0	957
12. TCU	10-2	934
13. Washington	10-2	822
14. Memphis	10-1	656
15. Stanford	9-3	640
16. LSU	9-3	596
17. Notre Dame	9-3	541
18. Oklahoma State	9-3	506
19. Michigan State	9-3	476
20. Northwestern	9-3	387
21. Virginia Tech	9-3	297
22. Washington State	9-3	266
23. South Florida	9-2	128
24. Mississippi State	8-4	124
25. San Diego State	10-2	86

RV: Fresno State 70, NC State 65, Boise State 15, Troy 12, Toledo 7, Florida Atlantic 7, South Carolina 6, Louisville 1, Army 1.

## COLLEGE FOOTBALL PLAYOFF

RK. TEAM	REC.
1. Clemson	12-1
2. Oklahoma	12-1
3. Georgia	12-1
4. Alabama	11-1
5. Ohio State	11-2
6. Wisconsin	12-1
7. Auburn	10-3
8. USC	11-2
9. Penn State	10-2
10. Miami	10-2
11. Washington	10-2
12. UCF	12-0
13. Stanford	9-4
14. Notre Dame	9-3
15. TCU	10-3
16. Michigan State	9-3
17. LSU	9-3
18. Washington State	9-3
19. Oklahoma State	9-3
20. Memphis	10-2
21. Northwestern	9-3
22. Virginia Tech	9-3
23. Mississippi State	8-4
24. NC State	8-4
25. Boise State	10-3

# MISCELLANEOUS STATS

## TURNOVER CHART

Opponent	Forced by MSU					Forced By Opponent				
	Fum	Int	Tot	Pts Off	Margin	Fum	Int	Tot	Pts Off	
Charleston Southern	0	0	0	0	-	0	0	0	0	
at Louisiana Tech	1	1	2	20	+1	0	1	1	6	
LSU	0	0	0	0	-	0	0	0	0	
at Georgia	1	0	1	0	-1	0	2	2	10	
at Auburn	2	0	2	3	-	0	2	2	7	
BYU	1	1	2	14	-1	1	2	3	7	
Kentucky	0	2	2	14	+2	0	0	0	0	
at Texas A&M	0	3	3	21	+2	0	1	1	0	
UMass	0	1	1	7	-2	0	2	2	10	
Alabama	0	0	0	0	-	0	0	0	0	
at Arkansas	1	0	1	0	-1	2	0	2	14	
Ole Miss	1	2	3	10	-2	3	2	5	10	
TOTALS	6	8	13	79	-2	3	10	13	54	

## REDZONE CHART

Opponent	MSU					Opponents				
	Inside 20	TD	Run/Pass	Score	*- includes OT	Inside 20	TD	Run/Pass	Score	*- includes OT
Charleston Southern	7	6	3/3	.857	0 .857	0	0	0/0	.000	0 .000
at Louisiana Tech	5	3	1/2	.600	1 .800	5	2	1/1	.400	1 .600
LSU	6	3	2/1	.500	2 .833	1	1	1/0	1.000	0 1.000
at Georgia	3	0	0/0	.000	1 .333	1	1	1/0	1.000	0 1.000
at Auburn	3	1	0/1	.333	1 .667	4	4	3/1	1.000	0 1.000
BYU	5	4	3/1	.800	0 .800	0	0	0/0	0.000	0 0.000
Kentucky	4	3	2/1	.750	1 1.000	0	0	0/0	0.000	0 0.000
at Texas A&M	4	4	2/2	1.000	0 1.000	2	1	1/0	.500	0 .500
UMass	4	2	2/0	.500	2 1.000	3	0	0/0	0.000	2 .667
Alabama	4	3	3/0	.750	1 1.000	5	3	3/0	.600	1 .800
at Arkansas	3	3	3/0	1.000	0 1.000	2	2	2/0	1.000	0 1.000
Ole Miss	5	2	1/1	.400	2 .800	1	0	0/0	0.000	1 1.000
TOTALS	53	34	22/12	.642	11 .833	24	14	12/2	.583	5 .792

# CAREER STARTS BY POSITION

## OFFENSE

### LT

Martinas Rankin - 18  
Elgton Jenkins - 5  
Greg Eiland - 4

### LG

Darryl Williams - 12  
Michael Story - 2  
Elgton Jenkins - 2

### C

Elgton Jenkins - 12

### RG

Deion Calhoun - 22

### RT

Stewart Reese - 12  
Elgton Jenkins - 1

### TE

Farrod Green - 20  
Jordan Thomas - 5  
Justin Johnson - 2

### WR

Donald Gray - 21  
Gabe Myles - 11  
Malik Dear - 9  
Keith Mixon - 8  
Jesse Jackson - 8  
Reggie Todd - 4  
Jamal Couch - 1

### RB

Aeris Williams - 14  
Nick Gibson - 1

### QB

Nick Fitzgerald - 25

## DEFENSE

### DE

Fletcher Adams - 5  
Montez Sweat - 5

### DT

Jeffery Simmons - 15  
Braxton Hoyett - 9  
Cory Thomas - 6  
Tre Brown - 1

### LB

Leo Lewis - 23  
Gerri Green - 12  
Dez Harris - 10  
J.T. Gray - 9  
Montez Sweat - 7  
Traver Jung - 2  
Erroll Thompson - 2

### S

Brandon Bryant - 25  
Mark McLaurin - 17  
J.T. Gray - 6  
Johnathan Abram - 6  
Jamal Peters - 2  
Tolando Cleveland - 1

### CB

Tolando Cleveland - 21  
Lashard Durr - 13  
Chris Rayford - 8  
Jamal Peters - 5

## OFFENSIVE GAME-BY-GAME STARTERS

Game	WR (X)	WR (H)	WR (Z)	LT	LG	C	RG	RT	TE	RB	QB
Charleston So.	Gray	Mixon	Myles	Rankin	Williams	Jenkins	Calhoun	Reese	Green	Williams	Fitzgerald
at LA Tech	Gray	Mixon	Myles	Rankin	Williams	Jenkins	Calhoun	Reese	Green	Williams	Fitzgerald
LSU	Gray	Mixon	Jackson	Rankin	Williams	Jenkins	Calhoun	Reese	Green	Williams	Fitzgerald
at Georgia	Gray	Mixon	Jackson	Rankin	Williams	Jenkins	Calhoun	Reese	Green	Williams	Fitzgerald
at Auburn	Gray	Mixon	Jackson	Rankin	Williams	Jenkins	Calhoun	Reese	Green	Williams	Fitzgerald
BYU	Gray	Mixon	Myles	Eiland	Williams	Jenkins	Calhoun	Reese	Green	Williams	Fitzgerald
Kentucky	Gray	Thomas (TE)	Myles	Eiland	Williams	Jenkins	Calhoun	Reese	Green	Williams	Fitzgerald
at Texas A&M	Gray	Thomas (TE)	Jackson	Eiland	Williams	Jenkins	Calhoun	Reese	Green	Williams	Fitzgerald
UMass	Todd	Thomas (TE)	Jackson	Eiland	Williams	Jenkins	Calhoun	Reese	Green	Williams	Fitzgerald
Alabama	Todd	Mixon	Couch	Rankin	Williams	Jenkins	Calhoun	Reese	Green	Williams	Fitzgerald
at Arkansas	Todd	Thomas (TE)	Jackson	Rankin	Williams	Jenkins	Calhoun	Reese	Green	Gibson	Fitzgerald
Ole Miss	Todd	Thomas (TE)	Jackson	Rankin	Williams	Jenkins	Calhoun	Reese	Green	Williams	Fitzgerald

## DEFENSIVE GAME-BY-GAME STARTERS

Game	DE	NG	DT	OLB	MLB	MOLB	OLB	CB	S	S	CB
Charleston So.	Adams	Simmons	Thomas	Sweat	Harris	Lewis	Green	Durr	McLaurin	Bryant	Cleveland
at LA Tech	Sweat	Simmons	Thomas	Green	Harris	Gray (S)	Abram (S)	Durr	McLaurin	Bryant	Cleveland
LSU	Gray (S)	Simmons	Brown	Sweat	Harris	Lewis	Green	Rayford	McLaurin	Bryant	Cleveland
at Georgia	Adams	Simmons	Hoyett	Green	Harris	Lewis	Sweat	Durr	McLaurin	Abram	Cleveland
at Auburn	Sweat	Simmons	Hoyett	Green	Harris	Lewis	Gray (S)	Rayford	McLaurin	Bryant	Cleveland
BYU	Adams	Simmons	Hoyett	Green	Harris	Lewis	Sweat	Rayford	McLaurin	Abram	Cleveland
Kentucky	Sweat	Simmons	Hoyett	Green	Harris	Lewis	Gray (S)	Rayford	McLaurin	Bryant	Peters
at Texas A&M	Sweat	Simmons	Hoyett	Green	Harris	Lewis	Gray (S)	Durr	McLaurin	Bryant	Cleveland
UMass	Adams	Simmons	Hoyett	Green	Harris	Lewis	Sweat	Peters	McLaurin	Abram	Cleveland
Alabama	Sweat	Simmons	Hoyett	Green	Harris	Lewis	Gray (S)	Peters	McLaurin	Bryant	Cleveland
at Arkansas	Adams	Simmons	Hoyett	Green	Thompson	Lewis	Sweat	Rayford	Cleveland	Abram	Durr
Ole Miss	Sweat	Simmons	Hoyett	Green	Thompson	Lewis	Gray (S)	Durr	McLaurin	Abram	Cleveland



# PLAYER CAREER HIGHS

## RUSHING

Player	Carries	Opponent	Yards	Opponent	TDs	Opponent	Long	Opponent
Malik Dear	5	Kentucky, '16	77	Kentucky, '16	1	Twice, Last at UK, '16	52	Texas A&M, '15
Nick Fitzgerald	22	Arkansas, '17	258	Ole Miss, '16	4	Arkansas, '16	74	Twice
Nick Gibson	6	Charleston So., '17	52	Georgia, '17	1	Texas A&M, '17	15	Louisiana Tech, '17
Kylin Hill	13	Ole Miss, '17	82	Ole Miss, '17	1	Twice	30	Ole Miss, '17
Dontavian Lee	5	Troy, '15	44	Troy, '15	1	Charleston So., '17	23	Troy, '15
Keith Mixon	5	Samford, '16	38	Samford, '16	None		15	Samford, '16
Alec Murphy	2	Charleston So., '17	9	Charleston So., '17	None		6	Charleston So., '17
Dedrick Thomas	1	Twice	7	Louisiana Tech, '17	None		7	Louisiana Tech, '17
Keytaon Thompson	26	Ole Miss, '17	121	Ole Miss, '17	2	Kentucky, '17	40	Kentucky, '17
Aeris Williams	25	Ole Miss, '16	191	Ole Miss, '16	2	Twice	36	Ole Miss, '16

## PASSING

Player	Attempts	Opponent	Completions	Opponent	Yards	Opponent	TDs	Opponent
Nick Fitzgerald	39	UMass, '16	26	UMass, '16	417	Samford, '16	5	Samford, '16
Keytaon Thompson	27	Ole Miss, '17	13	Ole Miss, '17	195	Ole Miss, '17	1	Twice

## RECEIVING

Player	Receptions	Opponent	Yards	Opponent	TDs	Opponent	Long	Opponent
Jamal Couch	2	Five Times	60	Auburn, '17	1	Twice	32	Twice
Malik Dear	6	LA Tech, '15	70	LA Tech, '15	2	Ole Miss, '15	27	LA Tech, '15
Nick Gibson	1	Charleston So., '17	4	Charleston So., '17	None		4	Charleston So., '17
Donald Gray	8	UMass, '16	207	Samford, '16	3	Samford, '16	74	Samford, '16
Farrod Green	3	Three Times	68	Charleston So., '17	1	UMass, '16	62	Charleston So., '17
Kylin Hill	2	Arkansas, '17	26	Arkansas, '17	None		17	Arkansas, '17
Jesse Jackson	4	Twice	45	Ole Miss, '17	None		32	Ole Miss, '17
Justin Johnson	3	Auburn, '17	22	South Alabama, '16	1	Twice	18	South Alabama, '16
Dontavian Lee	1	Three Times	11	LA Tech, '15	None		11	LA Tech, '15
Keith Mixon	6	LSU, '17	97	LSU, '17	1	Three Times	45	Twice
Osirus Mitchell	1	Five Times	18	UMass, '17	None		18	UMass, '17
Gabe Myles	5	UT Martin, '14	69	Arkansas, '15	1	Three Times	49	Northwestern State, '15
Jordan Thomas	4	Ole Miss, '17	65	Ole Miss, '17	1	Four Times	24	Ole Miss, '17
Dedrick Thomas	4	Ole Miss, '17	34	Charleston So., '17	1	Three Times	25	Alabama, '17
Reggie Todd	3	Twice	50	Arkansas, '17	1	Arkansas, '17	37	Arkansas, '17
Aeris Williams	3	BYU, '17	33	BYU, '17	None		28	Louisiana Tech, '17

## PUNTING

Player	No.	Opponent	Yards	Opponent	Inside 20	Opponent	Avg. (Min. 3)	Opponent	Long	Opponent
Logan Cooke	7	LSU, '16	271	LSU, '16	5	LSU, '16	53.0	BYU, '17	68	South Carolina, '16
Kody Schexnayder	7	Alabama, '16	210	Alabama, '16	2	Alabama, '16	41.0	Texas A&M, '16	52	Texas A&M, '16

## KICKING

Player	PAT	Opponent	FGs	Opponent	Long	Opponent	Points	Opponent
Jace Christmann	6	Kentucky, '17	3	LSU, '17	45	LSU, '17	13	LSU, '17

## TACKLES

Player	Tackles	Opponent
Johnathan Abram	8	Twice
Fletcher Adams	5	Twice
Stephen Adegoke	3	Louisiana Tech, '17
Hunter Bradley	1	Twice
Tre Brown	4	Louisiana Tech, '17
Brandon Bryant	10	Ole Miss, '15
Korey Charles	1	Twice
Tolando Cleveland	7	Twice
Cameron Dantzler	4	Arkansas, '17
Lashard Durr	5	Samford, '16
Willie Gay Jr.	4	Georgia, '17
J.T. Gray	10	LA Tech, '15
Gerri Green	11	Troy, '15
Dez Harris	12	Georgia, '17
Grant Harris	2	Four Times
Braxton Hoyett	4	Ole Miss, '17
Kendell Jones	2	Charleston So., '17
Kobe Jones	5	Charleston So., '17
Traver Jung	5	Ole Miss, '16
Leo Lewis	12	BYU, '16
Mark McLaurin	11	Twice
C.J. Morgan	3	Louisiana Tech, '17
Jamal Peters	5	Missouri, '15
Josiah Phillips	1	Five Times
Chris Rayford	7	Samford, '16
Jeffery Simmons	8	UMass, '17
Maurice Smitherman	2	Kentucky, '17
Marquiss Spencer	5	BYU, '16
Montez Sweat	7	Kentucky, '17
Cory Thomas	4	Twice
Erroll Thompson	8	Kentucky, '17
Tim Washington	3	Louisiana Tech, '17

## TACKLES FOR LOSS

Player	TFL	Opponent
Johnathan Abram	1.0	Twice
Fletcher Adams	1.5	Charleston So., '17
Tre Brown	1.0	Twice
Brandon Bryant	1.0	Twice
Tolando Cleveland	1.5	Twice
Cameron Dantzler	1.0	Twice
Lashard Durr	0.5	LSU, '16
Willie Gay Jr.	1.0	Twice
J.T. Gray	2.0	Arkansas, '16
Gerri Green	2.0	Louisiana Tech, '17
Dez Harris	1.5	Twice
Grant Harris	1.0	Ole Miss, '17
Braxton Hoyett	1.0	Four Times
Kendell Jones	1.0	Charleston So., '17
Kobe Jones	2.5	Charleston So., '17
Traver Jung	2.0	Texas A&M, '16
Leo Lewis	2.0	South Alabama, '16
Mark McLaurin	1.5	Alabama, '17
Jamal Peters	1.5	Northwestern State, '15
Jeffery Simmons	2.0	Arkansas, '17
Marquiss Spencer	1.5	Arkansas, '17
Montez Sweat	2.5	Twice
Cory Thomas	1.0	Five Times
Erroll Thompson	1.5	Ole Miss, '17

## SACKS

Player	Sacks	Opponent
Fletcher Adams	0.5	Alabama, '17
Johnathan Abram	0.5	Louisiana Tech, '17
Brandon Bryant	1.0	Troy, '15
Tolando Cleveland	1.0	Troy, '15
Willie Gay Jr.	1.0	Texas A&M, '17
J.T. Gray	1.0	Three Times
Gerri Green	2.0	Louisiana Tech, '17
Dez Harris	1.0	Twice
Grant Harris	1.0	Ole Miss, '17
Braxton Hoyett	0.5	Kentucky, '17
Traver Jung	1.0	BYU, '16
Leo Lewis	1.0	Ole Miss, '16
Mark McLaurin	1.5	Alabama, '17
Jamal Peters	1.0	Northwestern State, '15
Jeffery Simmons	1.5	LSU, '17
Marquiss Spencer	1.0	Auburn, '16
Montez Sweat	2.5	Arkansas, '17
Erroll Thompson	1.5	Ole Miss, '17

## INTERCEPTIONS

Player	INT	Opponent
Brandon Bryant	1	Five Times
Tolando Cleveland	1	Twice
Lashard Durr	1	Texas A&M, '17
J.T. Gray	1	UMass, '17
Gerri Green	1	Three Times
Braxton Hoyett	1	Kentucky, '17
Mark McLaurin	1	Five Times
Jamal Peters	1	Three Times
Maurice Smitherman	1	Samford, '16
Cory Thomas	1	Kentucky, '15

# THE LAST TIME MSU ...

## RUSHING

Had 400+ yards rushing: ..... at Ole Miss, 2016 (457)  
Had 300+ yards rushing: ..... vs. BYU, 2017 (306)  
Had 250+ yards rushing: ..... vs. UMass, 2017 (254)  
Had 200+ yards rushing: ..... vs. Ole Miss, 2017 (294)  
Had 70+ rushing attempts: ..... vs. Arkansas, 2010 (70)  
Had 60+ rushing attempts: ..... vs. Ole Miss, 2017 (62)  
Had 50+ rushing attempts: ..... vs. Ole Miss, 2017 (62)  
Had seven+ rushing TDs: ..... vs. Middle Tennessee, 2000 (7)  
Had six+ rushing TDs: ..... vs. Middle Tennessee, 2000 (7)  
Had five+ rushing TDs: ..... vs. Northwestern State, 2015 (5)  
Had four+ rushing TDs: ..... vs. Kentucky, 2017 (4)  
Had three+ rushing TDs: ..... vs. Kentucky, 2017 (4)  
Had two+ players with 100 yards rushing: ... vs. UMass, 2017 (Fitzgerald 135, Williams 114)  
Had three+ players with 100 yards rushing: ... vs. NE Louisiana, 1996 (Tony Buckhalter 119, Nakia Greer 110, Robert Isaac 103)

## PASSING

Had 450+ yards passing: ..... at Arkansas, 2015 (508)  
Had 400+ yards passing: ..... vs. Samford, 2016 (417)  
Had 300+ yards passing: ..... vs. Arkansas, 2016 (328)  
Had 200+ yards passing: ..... vs. BYU, 2017 (240)  
Had 40+ pass attempts: ..... at Alabama, 2016 (43)  
Had 30+ pass attempts: ..... vs. BYU, 2017 (31)  
Had 25+ pass completions: ..... vs. UMass, 2016 (26)  
Had 20+ pass completions: ..... vs. BYU, 2017 (20)  
Had five+ passing TDs: ..... vs. Samford, 2016 (5)  
Had four+ passing TDs: ..... vs. Samford, 2016 (5)  
Had three+ passing TDs: ..... at Louisiana Tech, 2017 (3)  
Had four+ pass interceptions: ..... at LSU, 2010 (5)  
Had three+ passes intercepted: ..... at Alabama, 2014 (4)

## RECEIVING

Had two players with 100 yards receiving: ..... vs. Samford, 2016  
(Donald Gray, 207; Fred Ross, 107)  
Had 10+ different receivers catch a pass ..... vs. Alabama, 2017 (10)  
Had eight+ different receivers catch a pass ..... vs. Alabama, 2017 (10)

## COMBINATION OFFENSE

Had one 300-yard passer and one 100-yard rusher in a game: ..... vs. Brigham Young, 2001  
(Kevin Fant 346 pass & Dicenso Miller 119 rush)  
Had one 100-yard receiver and one 100-yard rusher in a game: ..... vs. UMass, 2016  
(Fred Ross 171 receiving & Nick Fitzgerald 131 rush)

## TOTAL OFFENSE

Had 600+ yards total offense: ..... vs. Samford, 2016 (669)  
Had 550+ yards total offense: ..... vs. Charleston Southern, 2017 (555)  
Had 500+ yards total offense: ..... vs. Ole Miss, 2017 (501)  
Had 400+ yards total offense: ..... vs. Ole Miss, 2017 (501)  
Had 85+ plays total offense: ..... vs. Ole Miss, 2017 (94)  
Had 80+ plays total offense: ..... vs. Ole Miss, 2017 (94)  
Had 75+ plays total offense: ..... vs. Ole Miss, 2017 (94)

## SCORING

Scored 60+ points: ..... vs. Northwestern State, 2015 (62)  
Scored 50+ points: ..... at Louisiana Tech, 2017 (57)  
Scored 40+ points: ..... vs. Kentucky, 2017 (45)  
Scored 30+ points: ..... vs. UMass, 2017 (34)  
Allowed 60+ points: ..... vs. South Carolina, 1995 (65)  
Allowed 50+ points: ..... vs. Arkansas, 2016 (58)  
Allowed 40+ points: ..... at Auburn, 2017 (49)  
Allowed 30+ points: ..... vs. Ole Miss, 2017 (31)  
Was held scoreless: ..... at Ole Miss, 2008 (0-45)  
Was held scoreless at Scott Field: ..... vs. LSU, 2007 (0-45)  
Was held scoreless on the road: ..... at Ole Miss, 2008 (0-45)  
Was held scoreless at a non-campus site: ..... vs. Florida, 1989 (21-0 in Tampa, Fla.)  
Held opponent scoreless: ..... vs. Charleston Southern, 2017 (49-0)  
Held opponent scoreless at Scott Field: ..... vs. Charleston Southern, 2017 (49-0)  
Held opponent scoreless on the road: ..... at South Carolina, 1998 (38-0)  
Held opponent scoreless at neutral site: ..... vs. Kansas, 1981 Hall of Fame Bowl (10-0)  
Held opponent without a touchdown: ..... vs. Charleston Southern, 2017 (49-0)  
Held opponent without an offensive touchdown: ..... vs. Charleston Southern, 2017 (49-0)  
Held two opponents scoreless in one season: ..... 2014  
Held three opponents scoreless in one season: ..... 1963  
Held an SEC opponent scoreless: ..... vs. Vanderbilt, 2014 (51-0)  
Held two SEC opponents scoreless in one season: ..... 1998  
Scored a two-point conversion passing: ... vs. Arkansas, 2016 (Nick Fitzgerald to Fred Ross)  
Scored a two-point conversion rushing: ..... vs. Ole Miss, 2017 (Keytaon Thompson rush)  
Attempted a two-point conversion: ..... vs. Ole Miss, 2017 (rush successful)

## TURNOVERS

Committed eight+ turnovers: ..... at Arkansas, 2003 (8)  
Committed seven+ turnovers: ..... vs. LSU, 2007 (7)  
Had five+ fumbles: ..... vs. Georgia Tech, 2009 (5)  
Lost four+ fumbles: ..... vs. Georgia Tech, 2009 (4)  
Lost three+ fumbles: ..... vs. Ole Miss, 2017 (3)  
Did not commit a turnover: ..... vs. Alabama, 2017  
Did not cause a turnover: ..... vs. Alabama, 2017  
Recorded six+ takeaways: ..... at Kentucky, 2007 (6)  
Recorded five+ takeaways: ..... vs. Arkansas, 2012 (5)  
Returned three+ interceptions for TDs: ..... vs. Arkansas State, 1994  
(Walt Harris - 41; Jimmy Lipscomb - 28; Dwayne Curry - 29)  
Returned two+ interceptions for TDs: ..... vs. Jackson State, 2012 (Darius Slay - 52, Matthew Wells - 22)  
Returned one interception for a TD: ..... vs. UMass, 2017 (58 yards by J.T. Gray)  
Returned a fumble for a TD: ..... at Louisiana Tech, 2017 (90 yards by Jeffery Simmons)  
Two players had 2+ interceptions at Middle Tennessee, 2009 (Corey Broomfield - 2; Johnthan Banks - 2)

## DEFENSE

Held opponent to 10 or fewer first downs: ..... vs. BYU, 2017 (8)  
Held opponent to 0 or fewer yards rushing: ..... vs. Florida, 2000 (-78 yds, 22 att.)  
Held opponent to 25 or fewer yards rushing: .. vs. Charleston Southern, 2017 (18 yds, 39 att.)  
Held opponent to 50 or fewer yards rushing: ..... vs. BYU, 2017 (17 yds, 29 att.)  
Held opponent to 50 or fewer yards passing: ..... vs. Charleston Southern, 2017 (15)  
Held opponent to 100 or fewer yards rushing: ..... at Texas A&M, 2017 (96 yds, 28 att.)  
Held opponent to 100 or fewer yards passing: ..... vs. Charleston Southern, 2017 (15)  
Held opponent to 100 or fewer yards total offense ..... vs. Charleston Southern, 2017 (33)  
Held opponent to 200 or fewer yards total offense: ..... vs. BYU, 2017 (176)  
Held opponent to 250 or fewer yards total offense: ..... vs. BYU, 2017 (176)  
Held opponent to 300 or fewer yards total offense: ..... at Texas A&M, 2017 (285)  
Intercepted five+ passes: ..... at Memphis, 2002 (5)  
Intercepted four+ passes: ..... at Middle Tennessee, 2009 (4)  
Intercepted three+ passes: ..... at Texas A&M, 2017 (3)  
Scored a safety: ..... vs. Charleston Southern, 2017 (2)  
Scored two+ safeties: ..... vs. Charleston Southern, 2017 (2)  
Recorded nine+ sacks: ..... at Ole Miss, 1996 (9.0)  
Recorded eight+ sacks: ..... vs. Oklahoma State, 1999 (8.0)  
Recorded six+ sacks: ..... at Kentucky, 2014 (7)  
Recorded five+ sacks: ..... vs. Alabama, 2017 (5)  
Recorded four+ sacks: ..... at Arkansas, 2017 (4)  
Did not record a sack: ..... vs. Arkansas, 2016  
Recorded 10+ tackles for loss ..... vs. Charleston Southern, 2017 (10.0)  
Had four players record 10+ tackles: .... vs. Texas A&M, 2012 (B. McKinney, C. Lawrence, N. Whitley, M. Wells)  
Had three players record 10+ tackles: ... vs. Texas A&M, 2012 (B. McKinney, C. Lawrence, N. Whitley, M. Wells)  
Had two players record 10+ tackles: ..... vs. Auburn, 2016 (R. Brown, M. McLaurin)

## SPECIAL TEAMS

Returned a punt for a TD: ..... vs. UMass, 2017 (Dedrick Thomas - 82)  
Returned a blocked punt for a TD: ..... at Louisiana Tech, 2017 (Jeffery Simmons - 90)  
Returned a kickoff for a TD: ..... at Southern Miss, 2015 (Brandon Holloway - 100)  
Returned a blocked FG for a TD: ..... vs. Southern Miss, 2014 (Jay Hughes - 70)  
Blocked one punt: ..... at Louisiana Tech, 2017 (Jeffery Simmons)  
Blocked two punts: ..... vs. LSU, 1999 (Robert Bean, Eugene Clinton, Rob Knight)  
Blocked three punts: ..... vs. LSU, 1999 (Robert Bean, Eugene Clinton, Rob Knight)  
Punted 10+ times: ..... at Ole Miss, 2008 (10)  
Did not punt: ..... vs. Troy, 2013  
Blocked a field goal: ..... vs. Miami (Ohio), 2016 (Nelson Adams)  
Had a punt blocked: ..... at Texas A&M, 2017 (Armani Watts)  
Had a field goal blocked: ..... at Arkansas, 2013 (Devon Bell 28-yard attempt)  
Blocked a PAT kick: ..... vs. Miami (Ohio), 2016 (Johnathan Calvin)  
Scored on a blocked PAT kick: ..... vs. Texas A&M, 2000 (Julius Griffith)  
Missed a kicking PAT: ..... at Ole Miss, 2016  
Had a kicking PAT blocked: ..... at Louisiana Tech, 2017  
Recovered an onside kick: ..... at Texas A&M, 2017

## MISCELLANEOUS

Had 30+ first downs: ..... vs. BYU, 2017 (35)  
Had 20+ first downs: ..... vs. Ole Miss, 2017 (27)  
Had 20+ penalties: ..... vs. Clemson, 1999 (21)  
Had 10+ penalties: ..... at Auburn, 2017 (10)  
Had 100+ yards in penalties: ..... vs. Gardner-Webb, 2007 (102)  
Had 35 minutes+ of possession time: ..... vs. Ole Miss, 2017 (37:30)  
Was involved in a tie game: ..... vs. Arkansas, 1993 (13-13)  
Was involved in an overtime game: ..... 2OT at BYU, 2016 (L, 28-21)



# THE LAST TIME AN MSU PLAYER ...

## RUSHING

Rushed 40+ times: ..... Michael Davis vs. Ole Miss, 1993 (40)  
Rushed 35+ times: ..... James Johnson vs. Alabama, 1998 (36)  
Rushed 30+ times: ..... Vick Ballard vs. Arkansas, 2010 (33)  
Rushed 25+ times: ..... Keytaon Thompson vs. Ole Miss, 2017 (26)  
Rushed for 250+ yards: ..... Nick Fitzgerald at Ole Miss, 2016 (258)  
Rushed for 200+ yards: ..... Nick Fitzgerald at Ole Miss, 2016 (258)  
Rushed for 175+ yards: ..... Aeris Williams at Ole Miss, 2016 (191)  
Rushed for 150+ yards: ..... Aeris Williams at Ole Miss, 2016 (191)  
Rushed for 125+ yards: ..... Nick Fitzgerald vs. UMass, 2017 (135)  
Rushed for 100+ yards: ..... Keytaon Thompson vs. Ole Miss, 2017 (121)  
Rushed for 100+ yards (QB): ..... Keytaon Thompson vs. Ole Miss, 2017 (121)  
Rushed for four+ touchdowns: ..... Nick Fitzgerald vs. Arkansas, 2016 (4)  
Rushed for three+ touchdowns: ..... Nick Fitzgerald vs. Arkansas, 2016 (4)  
Rushed for two+ touchdowns: ..... Nick Fitzgerald at Arkansas, 2017 (2)  
Had a run of 80+ yards: ..... James Johnson at Alabama, 1997 (83)  
Had a run of 70+ yards: ..... Nick Fitzgerald at Ole Miss, 2016 (70)  
Had a run of 60+ yards: ..... Nick Fitzgerald at Ole Miss, 2016 (70)  
Had a run of 50+ yards: ..... Aeris Williams at Louisiana Tech, 2017 (59)

## PASSING

Passed for 450+ yards: ..... Dak Prescott at Arkansas, 2015 (508)  
Passed for 400+ yards: ..... Nick Fitzgerald vs. Samford, 2016 (417)  
Passed for 300+ yards: ..... Nick Fitzgerald vs. Arkansas, 2016 (328)  
Passed for 250+ yards: ..... Nick Fitzgerald vs. Arkansas, 2016 (328)  
Passed for 200+ yards: ..... Nick Fitzgerald vs. BYU, 2017 (241)  
Attempted 45+ passes: ..... Dak Prescott at Arkansas, 2015 (50)  
Attempted 35+ passes: ..... Nick Fitzgerald vs. Samford, 2016 (35)  
Completed 30+ passes: ..... Nick Fitzgerald vs. Samford, 2016 (35)  
Completed 25+ passes: ..... Nick Fitzgerald vs. Samford, 2016 (35)  
Completed 20+ passes: ..... Nick Fitzgerald vs. Samford, 2016 (35)  
Threw four+ touchdown passes: ..... Nick Fitzgerald vs. Samford, 2016 (5)  
Threw three+ touchdown passes: ..... Nick Fitzgerald at Louisiana Tech, 2017 (3)  
Threw five+ interceptions: ..... Michael Henig vs. LSU, 2007 (6)  
Threw four+ interceptions: ..... Tyler Russell vs. Northwestern, 2012 (4)  
Threw three+ interceptions: ..... Dak Prescott at Alabama, 2014 (3)  
Completed pass for 90+ yards: ..... Kevin Fant to Terrell Grindle vs. Kentucky, 2002 (91)  
Completed pass for 80+ yards: ..... Tyler Russell to Jameon Lewis at Memphis, 2011 (80)  
Completed pass for 70+ yards: ..... Nick Fitzgerald to Donald Gray vs. Samford, 2016 (74)  
Completed pass for 60+ yards: ..... Nick Fitzgerald to Farrod Green vs. Charleston So., 2017 (62)  
Completed pass for 50+ yards: ..... Nick Fitzgerald to Farrod Green vs. Charleston So., 2017 (62)

## RECEIVING

Caught 15+ passes: ..... Eric Moulds at Tennessee, 1995 (15)  
Caught 10+ passes: ..... Fred Ross vs. Arkansas, 2016 (10)  
Caught seven+ passes: ..... Fred Ross vs. Arkansas, 2016 (10)  
Had 200+ yards receiving: ..... Donald Gray vs. Samford, 2016 (207)  
Had 175+ yards receiving: ..... Donald Gray vs. Samford, 2016 (207)  
Had 150+ yards receiving: ..... Fred Ross vs. Arkansas, 2016 (171)  
Had 100+ yards receiving: ..... Fred Ross vs. Arkansas, 2016 (171)  
Caught three+ TD passes: ..... Donald Gray vs. Samford, 2016 (3)  
Caught two+ TD passes: ..... Fred Ross vs. Arkansas, 2016 (2)

## TOTAL OFFENSE

Had 450+ yards total offense: ..... Nick Fitzgerald vs. Arkansas, 2016 (459)  
Had 400+ yards total offense: ..... Nick Fitzgerald vs. Arkansas, 2016 (459)  
Had 350 yards+ total offense: ..... Nick Fitzgerald at Ole Miss, 2016 (367)  
Had 300 yards+ total offense: ..... Keytaon Thompson vs. Ole Miss, 2017 (316)  
Had 100 yards both passing and rushing: ..... K. Thompson vs. Ole Miss, 2017 (121 rush, 195 pass)

## SCORING

Accounted for five+ touchdowns: ..... Nick Fitzgerald at Louisiana Tech, 2017 (3 pass, 2 rush)  
Accounted for four+ touchdowns: ..... Nick Fitzgerald vs. BYU, 2017 (2 pass, 2 rush)  
Accounted for three+ touchdowns: ..... Nick Fitzgerald at Arkansas, 2017 (1 pass, 2 rush)  
Scored four+ touchdowns: ..... Nick Fitzgerald vs. Arkansas, 2016 (4 rush)  
Scored three+ touchdowns: ..... Nick Fitzgerald vs. Arkansas, 2016 (4 rush)  
Scored two+ touchdowns: ..... Nick Fitzgerald at Arkansas, 2017 (2 rush)  
Scored two+ non-offensive TDs: ..... Jeffery Simmons (FR & blkd punt) at Louisiana Tech, 2017

## DEFENSE

Intercepted three+ passes: ..... Richie Brown vs. Texas A&M, 2014 (3)  
Intercepted two+ passes: ..... Taveze Calhoun vs. Kentucky, 2015 (2)  
Intercepted a pass: ..... Mark McLaurin vs. Ole Miss, 2017 (1)  
Recovered three+ fumbles: ..... Chris Corroero vs. Memphis, 1987 (3)  
Recovered two+ fumbles: ..... Kamau Jackson vs. Tennessee, 2002 (2)  
Recovered a fumble: ..... Jeffery Simmons vs. Ole Miss, 2017 (1)  
Forced two+ fumbles: ..... Gerri Green at Louisiana Tech, 2017 (2)  
Forced a fumble: ..... Erroll Thompson vs. Ole Miss, 2017 (1)  
Recorded five+ sacks: ..... Greg Favors at Ole Miss, 1996 (5.5)  
Recorded three+ sacks: ..... Willie Evans vs. Tulane, 2005 (3.0)  
Recorded two+ sacks: ..... Montez Sweat at Arkansas, 2017 (2.5)  
Recorded five+ tackles for loss: ..... Deljuan Robinson vs. Auburn, 2006 (5.0)  
Recorded three+ tackles for loss: ..... A.J. Jefferson vs. South Alabama, 2016 (4.0)  
Recorded 20+ tackles: ..... Mario Haggan vs. Arkansas, 2000 (20)  
Recorded 10+ tackles: ..... Mark McLaurin vs. Kentucky, 2017 (11)  
Recorded 10+ tackles in back-to-back games: ..... Beniquez Brown, 2015 (Two Straight vs. Alabama (11), at Arkansas (12)  
Returned an interception for a touchdown: ..... J.T. Gray(58) vs. UMass, 2017

## SPECIAL TEAMS

Scored 10+ points kicking: ..... Jace Christmann vs. LSU, 2017 (13)  
Kicked five+ field goals: ..... Derek DePasquale vs. UAB, 2010 (5)  
Kicked four+ field goals: ..... Derek DePasquale vs. UAB, 2010 (5)  
Kicked two field goals of 50+ yards: ..... Brian Hazelwood vs. Memphis, 1997 (51, 53)  
Kicked one field goal of 50+ yards: ..... Devon Bell vs. LSU, 2015 (52)  
Kicked a punt of 70+ yards: ..... Devon Bell at South Alabama, 2014 (70)  
Kicked a punt of 60+ yards: ..... Logan Cooke at Georgia, 2017 (67)  
Punted 10+ times: ..... Blake McAdams at Ole Miss, 2008 (12)  
Totaled 175+ kick return yards: ..... Jameon Lewis at Ole Miss, 2012 (183, 5 ret.)  
Totaled 150+ kick return yards: ..... Jameon Lewis at Ole Miss, 2012 (183, 5 ret.)  
Totaled 100+ kick return yards: ..... Keith Mixon vs. Arkansas, 2016 (106, 5 ret.)  
Totaled 50+ punt return yards: ..... Deddrick Thomas vs. UMass, 2017 (104, 4 ret.)

# THE LAST TIME AN OPPONENT ...

## RUSHING

Had 400+ yards rushing:	Georgia Tech, 2014 (452)
Had 300+ yards rushing:	Arkansas, 2016 (357)
Had 200+ yards rushing:	Alabama, 2017 (202)
Had 70+ rushing attempts:	Oklahoma State, 1998 (71)
Had 60+ rushing attempts:	Georgia Tech, 2014 (61)
Had 50+ rushing attempts:	Auburn, 2016 (58)
Had six+ rushing TDs:	Georgia Tech, 2014 (6)
Had four+ rushing TDs:	Auburn, 2017 (4)
Had two players with 100 yds rushing:	Arkansas, 2016 (Williams 205, Whaley 112)

## PASSING

Had 400+ yards passing:	Samford, 2016 (468)
Had 300+ yards passing:	Ole Miss, 2016 (320)
Had 200+ yards passing:	Ole Miss, 2017 (247)
Had 60+ pass attempts:	Samford, 2016 (70)
Had 50+ pass attempts:	Samford, 2016 (70)
Had 40+ pass attempts:	Alabama, 2016 (41)
Had 30+ pass attempts:	Kentucky, 2017 (30)
Had 40+ pass completions:	Samford, 2016 (42)
Had 30+ pass completions:	Alabama, 2016 (31)
Had 25+ pass completions:	Alabama, 2016 (31)
Had 20+ pass completions:	Miami (Ohio), 2016 (22)
Had five+ passing TDs:	Alabama, 2016 (5)
Had four+ passing TDs:	Alabama, 2016 (5)
Had three+ passing TDs:	Arkansas, 2016 (3)

## RECEIVING

Had two players with 100 yards receiving in a game:	Samford, 2016 (Karelc Hamilton 213 and Kelvin McKnight 115)
Had four+ players catch five+ passes:	Arkansas, 2015 (5)
Had three+ players catch five+ passes:	Ole Miss, 2016 (3)
Had 12+ players catch a pass:	Troy, 2013 (12)
Had eight+ players catch a pass:	Arkansas, 2017 (9)

## TOTAL OFFENSE

Had 650+ yards total offense:	Arkansas, 2016 (661)
Had 600+ yards total offense:	Arkansas, 2016 (661)
Had 550+ yards total offense:	Arkansas, 2016 (661)
Had 500+ yards total offense:	Auburn, 2017 (511)
Had 400+ yards total offense:	Auburn, 2017 (511)
Had 80+ plays total offense:	Louisiana Tech, 2017 (80)
Had 75+ plays total offense:	Louisiana Tech, 2017 (80)

## SCORING

Scored 60+ points:	South Carolina, 1995 (65)
Scored 50+ points:	Arkansas, 2016 (58)
Scored 40+ points:	Auburn, 2017 (49)
Scored 30+ points:	Ole Miss, 2017 (31)
Scored a two-point conversion rushing:	Arkansas, 2016
Scored a two-point conversion passing:	Samford, 2016
Failed on a two-point conversion attempt:	Arkansas, 2016

## TURNOVERS

Had five+ fumbles:	Ole Miss, 2011 (6)
Had four+ fumbles lost:	LSU, 2004 (4)
Had three+ fumbles lost:	Arkansas, 2012 (3)
Committed five+ turnovers:	Arkansas, 2012 (5)
Did not commit a turnover:	Alabama, 2017
Intercepted five+ MSU passes:	LSU, 2010 (5)
Intercepted four+ MSU passes:	Northwestern, 2012 (4)
Intercepted three+ MSU passes:	UMass, 2017 (3)
Returned an interception for a TD:	UMass, 2017 (Isaiah Rodgers)
Returned a fumble for a TD:	Arkansas, 2017 (Briston Guidry 0-yd fumble recovery)

## DEFENSE

Held MSU to 10 or fewer first downs:	Alabama, 2013 (10)
Recorded 10+ sacks:	Ole Miss, 2008 (11)
Recorded seven+ sacks:	Ole Miss, 2015 (7)
Scored a safety:	Texas A&M, 2013
Scored two safeties:	Florida, 2005
Held MSU to 25 or fewer yards rushing:	Alabama, 2011 (12)
Held MSU to 100 or fewer yards passing:	Kentucky, 2016 (81)
Held MSU to 50 or fewer yards passing:	Florida, 2010 (33)
Held MSU to 300 or less yards total offense:	Auburn, 2016 (289)
Held MSU to 200 or less yards total offense:	Alabama, 2013 (197)
Held MSU to 100 or fewer yards both rushing & passing:	Ole Miss, 2008 (-51 rush, 88 pass)

## SPECIAL TEAMS

Returned a punt for a TD:	Texas A&M, 2016 (Christian Kirk - 93)
Returned a blocked punt for a TD:	Ole Miss, 2013 (Terrell Grant - 0)
Returned a kickoff for a TD:	Tennessee, 2012 (Cordarrelle Patterson - 98)
Punted 10+ times:	Vanderbilt, 2009 (11)
Did not punt:	Arkansas, 2016
Missed a kicking PAT:	Arkansas, 2016
Missed two kicking PATs:	Tulane, 2006
Blocked a field goal:	Arkansas, 2013
Blocked a punt:	Texas A&M, 2017

## MISCELLANEOUS

Had 30+ first downs:	Ole Miss, 2016 (31)
Had 10+ penalties:	Texas A&M, 2013 (10)
Had 100+ yards in penalties:	LSU, 2017 (112)
Had 35 minutes+ of possession time:	Louisiana Tech, 2017 (36:08)
Had two 100-yard rushers and one 100-yard receiver:	Georgia Tech, 2014 (Days 171 rush, Thomas 121 rush, Waller 114 rec.)
Had one 100-yard rusher and one 100-yard receiver:	Alabama, 2016 (Hurts 100 rush, Stewart 156 rec.)

## INDIVIDUAL RUSHING

Rushed 40+ times:	Deuce McAllister (Ole Miss), 1998 (40)
Rushed 35+ times:	Kamryn Pettway (Auburn), 2016 (39)
Rushed for 200+ yards:	Rawleigh Williams III (Arkansas), 2016 (205)
Rushed for 175+ yards:	Rawleigh Williams III (Arkansas), 2016 (205)
Rushed for 150+ yards:	Rawleigh Williams III (Arkansas), 2016 (205)
Rushed for 125+ yards:	Rawleigh Williams III (Arkansas), 2016 (205)
Rushed for 100+ yards:	Kerryon Johnson (Auburn), 2017 (116)
Rushed for five+ touchdowns:	Carnell Williams (Auburn), 2003 (6)
Rushed for four+ touchdowns:	Rawleigh Williams III (Arkansas), 2016 (4)
Had a run of 80+ yards:	Marquis Young (UMass), 2016 (83)
Had a run of 70+ yards:	Marquis Young (UMass), 2016 (83)
Had a run of 60+ yards:	Malik Willis (Auburn), 2017 (67)
Had a run of 50+ yards:	Kerryon Johnson (Auburn), 2017 (59)

## INDIVIDUAL PASSING

Passed for 450+ yards:	Devlin Hodges (Samford), 2016 (468)
Passed for 400+ yards:	Devlin Hodges (Samford), 2016 (468)
Passed for 300+ yards:	Shea Patterson (Ole Miss), 2016 (320)
Attempted 60+ passes:	Devlin Hodges (Samford), 2016 (69)
Attempted 50+ passes:	Devlin Hodges (Samford), 2016 (69)
Completed 30+ passes:	Devlin Hodges (Samford), 2016 (42)
Completed 20+ passes:	Gus Ragland (Miami (Ohio)), 2016 (22)
Threw five+ touchdown passes:	Brandon Allen (Arkansas), 2015 (7)
Threw four+ touchdown passes:	Jalen Hurts (Alabama), 2016 (4)
Completed a pass for 80+ yards:	Jacoby Brissett to Pharoah McKeever (NC State), 2015 (82)
Completed a pass for 70+ yards:	Jordan Ta'amu to A.J. Brown (Ole Miss), 2017 (167)

## INDIVIDUAL RECEIVING

Caught 10+ passes:	Karel Hamilton (Samford), 2016 (14)
Caught seven+ passes:	Andy Isabella (UMass), 2017 (7)
Had 150+ yards receiving:	A.J. Brown (Ole Miss), 2017 (167)
Had 100+ yards receiving:	A.J. Brown (Ole Miss), 2017 (167)
Caught three+ TD passes:	ArDarius Stewart (Alabama), 2016 (3)
Caught two+ TD passes:	Keon Hatcher (Arkansas), 2016 (2)

## INDIVIDUAL TOTAL OFFENSE

Had 500+ yards total offense:	Devlin Hodges (Samford), 2016 (513)
Had 400+ yards total offense:	Jalen Hurts (Alabama), 2016 (447)
Had 100 yards both passing and rushing:	Jalen Hurts (Alabama), 2016, (347 pass/100 rush)

## INDIVIDUAL SCORING

Accounted for six+ touchdowns:	Brandon Allen (Arkansas), 2015 (7 pass)
Accounted for five+ touchdowns:	Rawleigh Williams III (Arkansas), 2016 (4 rush, 1 pass)
Accounted for four+ touchdowns:	Rawleigh Williams III (Arkansas), 2016 (4 rush, 1 pass)
Scored four+ touchdowns:	Rawleigh Williams III (Arkansas), 2016 (4 rush)
Scored three+ touchdowns:	Kerryon Johnson (Auburn), 2017 (3 rush)

## INDIVIDUAL DEFENSE

Intercepted three+ passes:	Craig Steltz (LSU), 2007 (3)
Intercepted two+ passes:	Isaiah Rodgers (UMass), 2017 (2)
Recorded three+ sacks:	Jonathan Allen (Alabama), 2015 (3, 17)
Recorded two+ sacks:	Carl Lawson (Auburn), 2016 (2.0, 13)

## SPECIAL TEAMS

Scored 10+ points kicking:	Adam Griffith (Alabama), 2016 (14)
Kicked five+ field goals:	Austin MacGinnis (Kentucky), 2016 (5)
Kicked four field goals:	Austin MacGinnis (Kentucky), 2016 (5)



# 2017 SUPERLATIVES

## MSU Team Highs

Points Scored	57 at La. Tech (9/9)
Total Yards	555 vs. CSU (9/2)
Rushing Yards	327 at La. Tech (9/9)
Rushing Attempts	562 vs. Ole Miss (11/23)
Rushing TDs	4 vs. Kentucky (10/21)
Passing Yards	274 vs. CSU (9/2)
Passes Completed	20 (2x) last vs. BYU (10/14)
Passes Attempted	37 at Auburn (9/30)
Passing TDs	3 (2x) last at La. Tech (9/9)
Passes Intercepted	3 last at Texas A&M (10/28)
First Downs	35 vs. BYU (10/14)
Penalties	10 at Auburn (9/30)
Penalty Yards	88 vs. Ole Miss (11/23)
Sacks	5 vs. Alabama (11/11)

## MSU Team Lows

Points Scored	7 at UGA (9/23)
Total Yards	280 at UGA (9/23)
Rushing Yards	177 at UGA (9/23)
Rushing Attempts	37 at UGA (9/23)
Rushing TDs	0 (2x) last at Auburn (9/30)
Passing Yards	103 at UGA (9/23)
Passes Completed	12 at Texas A&M (10/28)
Passes Attempted	20 at La. Tech (9/9)
Passing TDs	0 (3x) last vs. Alabama (11/11)
Passes Intercepted	0 (4x) last vs. Alabama (11/11)
First Downs	15 at UGA (9/23)
Penalties	3 at La. Tech (9/9)
Penalty Yards	30 vs Alabama (11/11)
Sacks	0 at UGA (9/23)

## MSU Individual

All-Purpose Yds	147 by Aeris Williams vs. BYU (10/14)
Rushing Yards	146 by Aeris Williams vs. LSU (9/16)
Rushing Carries	26 by Keytaon Thompson vs. Ole Miss (11/23)
Rushing TDs	2 (7x) last by Aeris Williams vs. Alabama (11/11)
Longest Rush	59 by Aeris Williams at La. Tech (9/9)
Passing Yards	241 by Nick Fitzgerald vs. BYU (10/16)
Pass Completions	19 by Nick Fitzgerald vs. BYU (10/16)
Passing Attempts	33 by Nick Fitzgerald at Auburn (9/30)
Passes Intercepted	2 (3x) last by Nick Fitzgerald vs. BYU (10/16)
Passing TDs	3 by Nick Fitzgerald at La. Tech (9/9)
Longest Pass	62 by Nick Fitzgerald vs. CSU (9/2)
Receiving Yards	97 by Keith Mixon vs. LSU (9/16)
Receptions	6 (2x) by Donald Gray vs. Kentucky (10/21)
Receiving TDs	1 (10x) last by Dedrick Thomas vs. Ole Miss (11/23)
Longest Reception	62 by Farrod Green vs. CSU (9/2)
FG's Made	3 by Jace Christmann vs. LSU (9/16)
FG's Attempted	3 by Jace Christmann vs. LSU (9/16)
Longest FG Made	45 by Jace Christmann vs. LSU (9/23)
PAT's	5 (3x) last by Jace Christmann at Texas A&M (10/28)
Punts	7 by Logan Cooke at UGA (9/23)
Punts Average	53.0 by Logan Cooke vs. BYU (10/14)
Longest Punt	67 by Logan Cooke at UGA (9/23)
Punt Return Yds	104 by Dedrick Thomas vs. UMass (11/4)
Longest Punt Ret.	83 by Dedrick Thomas vs. UMass (11/4)
KO Return Yards	84 by Reggie Todd vs. Ole Miss (11/23)
Longest KO Ret.	52 by Donald Gray vs. CSU (9/2)
Total Tackles	12 by Dez Harris at UGA (9/23)
Tackles for Loss	2.5 (2x) last by Montez Sweat vs. Kentucky (10/21)
Sacks	2.0 (2x) last by Montez Sweat at Texas A&M
Interceptions	1 (9x) last by Mark McLaurin vs. Ole Miss (11/23)
Int. Return Yards	90 by Jamal Peters at Texas A&M (10/28)

## Opponent Team Highs

Points Scored	49 by Auburn (9/30)
Total Yards	511 by Auburn (9/30)
Rushing Yards	244 by Auburn (9/30)
Rushing Attempts	50 by La. Tech (9/9)
Rushing TDs	4 by Auburn (9/30)
Passing Yards	267 by Auburn (9/30)
Passes Completed	17 by BYU (10/14)
Passes Attempted	41 by Texas A&M (10/28)
Passing TDs	2 (3x) last by Ole Miss (11/23)
Passes Intercepted	3 by UMass (11/4)
First Downs	20 by La. Tech (9/9)
Penalties	13 by Ole Miss (11/23)
Penalty Yards	121 by Ole Miss (11/23)
Sacks	3 by Ole Miss (11/23)

## Opponent Team Lows

Points Scored	0 by CSU (9/2)
Total Yards	33 by CSU (9/2)
Rushing Yards	18 by CSU (9/2)
Rushing Attempts	17 by BYU (10/14)
Rushing TDs	0 (3x) last by UMass (11/4)
Passing Yards	15 by CSU (9/2)
Passes Completed	3 by CSU (9/2)
Passes Attempted	8 by CSU (9/2)
Passing TDs	0 (2x) last by Kentucky (10/21)
Passes Intercepted	0 last by Alabama (11/11)
First Downs	2 by CSU (9/2)
Penalties	2 by BYU (10/14)
Penalty Yards	22 by BYU (10/14)
Sacks	0 (5x) last vs. UMass (11/4)

## Opponent Individual

All-Purpose Yds	171 for Calvin Ridley for Alabama (11/11)
Rushing Yards	122 yards by K. Johnson for Auburn (9/30)
Rushing Carries	23 by Kerryon Johnson for Auburn (9/30)
Rushing TDs	3 by Kerryon Johnson for Auburn (9/30)
Longest Rush	67 yards by Malik Willis for Auburn (9/30)
Passing Yards	264 yards by Jarrett Stidham for Auburn (9/30)
Pass Completions	16 by Tanner Mangum for BYU (10/14)
Passing Attempts	29 by Danny Etling for LSU (9/16)
Passes Intercepted	3 by Kellen Mond for Texas A&M (10/28)
Passing TDs	2 (3x) last by Jordan Ta'amu for Ole Miss (11/23)
Longest Pass	70 by Nick Starkel for Texas A&M (10/28)
Receiving Yards	171 for Calvin Ridley for Alabama (11/11)
Receptions	7 by Andy Isabella for UMass (11/4)
Receiving TDs	1 (10x) last by D.K. Metcalf for Ole Miss (11/23)
Longest Reception	77 by A.J. Brown for Ole Miss (11/23)
FG's Made	3 by Logan Laurent for UMass (11/4)
FG's Attempted	3 by Logan Laurent for UMass (11/4)
Longest FG Made	49 by Rodrigo Blankenship for UGA (9/23)
PAT's	7 by Daniel Carlson for Auburn (9/30)
Punts	12 by Kyle Reighard for CSU (9/2)
Punts Average	46.5 by Logan Laurent for UMass (11/4)
Longest Punt	67 by Matt Panton for Kentucky (10/21)
Punt Return Yds	26 by Christian Kirk for Texas A&M (10/28)
Longest Punt Ret.	26 by Christian Kirk for Texas A&M (10/28)
KO Return Yards	112 by Lynn Bowden, Jr. for Kentucky (10/21)
Longest KO Ret.	33 by Lynn Bowden, Jr. for Kentucky (10/21)
Total Tackles	13 by DeMarquis Gates for Ole Miss (11/23)
Tackles for Loss	2.5 (2x) last by Benito Jones for Ole Miss (11/23)
Sacks	1.0 (6x) last by Breiland Speaks for Ole Miss (11/23)
Interceptions	2 (2x) last by Isiah Rodgers for UMass (11/4)
Int. Return Yards	61 yards by Amik Robertson for La. Tech (9/9)

# LONG DRIVE SUPERLATIVES

## Longest Drive

No. of Plays	MSU
By No. of Yards	16 (86 yds, 8:13) at Texas A&M, results in TD
By Time of Possession	89 (10 p, 4:08) vs. BYU (10/14), results in TD
	8:13 (16p, 86 yds) at Texas A&M, results in TD

## Opponents

	15 (90 yds, 6:08) by LA Tech (9/9), results in TD
	90 (15, 6:08) by LA Tech (9/9), results in TD
	6:08 (15p, 90 yds) by LA Tech (9/9), results in TD

## MSU DRIVE CHARTS

### Charleston Southern

Qtr.	Time	Start	Pl-Yds	TOP	Result
1st	15:00	MSU 25	4-75	0:58	TOUCHDOWN
1st	11:42	MSU 22	15-63	4:53	Missed FG
1st	4:34	CSU 43	3-43	0:59	TOUCHDOWN
1st	3:09	CSU 40	6-40	1:45	TOUCHDOWN
2nd	14:49	MSU 36	5-19	2:35	Punt
2nd	9:03	MSU 44	7-33	1:55	FIELD GOAL
2nd	5:18	MSU 38	3-2	0:47	Punt
2nd	3:45	MSU 45	4-55	1:08	TOUCHDOWN
2nd	1:15	MSU 14	3-0	0:21	Punt
3rd	12:44	MSU 22	12-78	4:02	TOUCHDOWN
3rd	7:42	MSU 42	8-28	3:45	Missed FG
3rd	2:09	MSU 27	3-6	1:13	Punt
4th	14:07	MSU 41	3-0	2:14	Punt
4th	9:37	MSU 20	10-80	3:39	TOUCHDOWN
4th	1:51	MSU 13	3-13	1:51	End of Half

### at Louisiana Tech

Qtr.	Time	Start	Pl-Yds	TOP	Result
1st	13:21	MSU 25	3-0	0:49	Punt
1st	10:02	MSU 24	6-24	2:33	INT
1st	6:46	MSU 22	5-59	1:41	FIELD GOAL
1st	4:08	MSU 39	3-4	1:21	Punt
1st	1:06	LT 00	0-0	0:00	TOUCHDOWN
1st	0:16	LT 17	1-17	0:06	TOUCHDOWN
2nd	13:39	MSU 26	3-0	1:28	Punt
2nd	11:54	LT 14	2-14	0:27	TOUCHDOWN
2nd	8:19	MSU 25	4-75	1:07	TOUCHDOWN
2nd	4:37	MSU 24	11-76	3:56	TOUCHDOWN
3rd	15:00	MSU 28	2-72	0:33	TOUCHDOWN
3rd	9:48	MSU 10	0-0	0:00	TOUCHDOWN
3rd	7:30	MSU 41	9-59	4:06	TOUCHDOWN
4th	11:54	MSU 35	11-55	5:30	Turnover on Downs
4th	0:15	MSU 13	1-(-1)	0:15	End of Half

### LSU

Qtr.	Time	Start	Pl-Yds	TOP	Result
1st	11:07	MSU 20	5-29	2:27	Punt
1st	6:23	MSU 13	6-18	3:52	Punt
1st	0:48	MSU 35	8-65	2:10	TOUCHDOWN
2nd	9:44	MSU 25	10-63	4:40	FIELD GOAL
2nd	3:19	MSU 46	10-54	3:12	TOUCHDOWN
3rd	15:00	MSU 25	7-48	4:07	FIELD GOAL
3rd	8:20	MSU 21	6-79	3:10	TOUCHDOWN
3rd	4:09	LSU 39	5-29	2:14	FIELD GOAL
3rd	0:34	MSU 36	6-64	2:33	TOUCHDOWN
4th	10:22	MSU 25	3-2	1:54	Punt
4th	5:36	MSU 35	8-44	5:36	End of Half

### at Georgia

Qtr.	Time	Start	Pl-Yds	TOP	Result
1st	15:00	MSU 25	3- (-3)	2:13	Punt
1st	12:37	MSU 25	6-17	2:23	Punt
1st	6:16	MSU 25	3-8	1:06	Punt
1st	2:04	MSU 10	8-38	3:30	Punt
2nd	10:39	MSU 38	6-17	2:53	Punt
2nd	5:43	MSU 40	12-51	4:29	FIELD GOAL
3rd	12:24	MSU 25	3-6	1:56	Punt
3rd	8:48	MSU 43	4-15	1:30	Interception
3rd	5:48	MSU 25	2-0	0:22	Interception
3rd	0:52	MSU 25	3-3	1:07	Punt]
4th	12:32	MSU 22	11-67	4:12	Turnover on Downs
4th	3:00	UGA 48	10-46	3:00	End of Half

## OPP. DRIVE CHARTS

### Charleston Southern

Qtr.	Time	Start	Pl-Yds	TOP	Result
1st	13:56	CSU 23	3-9	2:14	Punt
1st	6:49	CSU 20	3-(-10)	2:15	Punt
1st	3:30	CSU 16	1-(-16)	0:10	SAFETY
1st	1:24	CSU 25	3-(-3)	1:35	Punt
2nd	12:14	CSU 11	6-15	3:11	Punt
2nd	7:02	CSU 19	3-2	1:44	Punt
2nd	4:31	CSU 1	2-(-1)	0:37	SAFETY
2nd	2:37	CSU 25	3-7	1:22	Punt
2nd	0:54	CSU 42	2-6	0:54	Half
3rd	15:00	CSU 25	3-6	2:16	Punt
3rd	8:37	CSU 9	3-1	0:55	Punt
3rd	3:57	CSU 30	3-3	1:48	Punt
3rd	0:56	CSU 27	3-(-22)	1:49	Punt
4th	11:53	CSU 31	3-2	2:16	Punt
4th	5:58	CSU 25	6-19	4:07	Punt

### at Louisiana Tech

Qtr.	Time	Start	Pl-Yds	TOP	Result
1st	15:00	LT 25	7-65	1:39	FIELD GOAL
1st	12:32	LT 20	3-0	0:49	Punt
1st	7:29	MSU 2	2-2	0:43	TOUCHDOWN
1st	5:05	LT 25	3- (-3)	0:57	Punt
1st	2:47	LT 17	3-7	1:41	Punt
1st	1:06	LT 25	2-18	0:50	Interception
1st	0:10	LT 25	3-8	1:31	Punt
2nd	12:11	LT 26	1- (-12)	0:17	Fumble
2nd	11:27	LT 25	6-9	3:08	Punt
2nd	7:12	LT 25	4-20	2:35	Punt
2nd	0:41	LT 25	8-47	0:41	FIELD GOAL
3rd	14:27	LT 25	10-65	4:39	Fumble
3rd	9:48	LT 25	3-0	2:18	Punt
3rd	3:24	LT 25	9-3	6:30	Punt
4th	6:24	LT 10	15-90	6:09	TOUCHDOWN

### LSU

Qtr.	Time	Start	Pl-Yds	TOP	Result
1st	15:00	LSU 25	6-16	3:53	Punt
1st	8:40	LSU 11	7-36	2:17	Punt
1st	2:31	LSU 19	3-7	1:43	Punt
2nd	13:38	LSU 35	8-65	3:54	TOUCHDOWN
2nd	5:04	LSU 25	3- (-2)	1:45	Punt
2nd	0:00	LSU 21	0-0	0:00	End of Half
3rd	10:53	LSU 25	5-17	2:33	Punt
3rd	5:04	LSU 19	3-3	0:55	Punt
3rd	1:55	LSU 25	3-5	1:21	Punt
4th	13:01	LSU 25	9-50	2:39	Turnover on Downs
4th	8:28	LSU 25	11-40	2:52	Turnover on Downs

### at Georgia

Qtr.	Time	Start	Pl-Yds	TOP	Result
1st	12:47	UGA 41	1-59	0:10	TOUCHDOWN
1st	10:14	UGA 22	8-78	3:58	TOUCHDOWN
1st	5:10	UGA 20	5-24	3:06	Punt
2nd	13:34	UGA 18	6-44	2:55	Fumble
2nd	7:46	UGA 10	3-6	2:03	Punt
2nd	1:08	UGA 25	2-5	1:08	End of Half
3rd	15:00	UGA 25	6-75	2:36	TOUCHDOWN
3rd	10:28	UGA 17	3-2	1:40	Punt
3rd	7:18	UGA 50	3-50	1:30	TOUCHDOWN
3rd	5:26	MSU 41	7-10	4:34	FIELD GOAL
4th	14:45	UGA 15	3-9	12:32	Punt
4th	8:20	UGA 11	8-37	5:20	Turnover on Downs



# MSU DRIVE CHARTS

## at Auburn

Qtr.	Time	Start	Pl-Yds	TOP	Result
1st	12:00	MSU 25	3-6	0:45	Punt
1st	10:29	AU 32	8-10	3:48	FIELD GOAL
1st	4:55	MSU 25	6-34	3:25	Punt
2nd	14:13	MSU 14	3-(-5)	0:27	Punt
2nd	13:38	MSU 25	4-9	1:20	Turnover on Downs
2nd	10:28	MSU 34	5-13	2:13	Punt
2nd	4:53	MSU 23	8-77	3:54	TOUCHDOWN
3rd	14:49	MSU 23	5-17	2:27	Punt
3rd	9:02	MSU 25	3-7	1:23	Interception
3rd	5:37	MSU 10	10-51	3:36	Turnover on Downs
3rd	1:07	AU 43	4-4	1:46	Turnover on Downs
4th	12:03	MSU 25	3-5	1:21	Interception
4th	10:42	MSU 25	13-63	4:40	Turnover on Downs
4th	3:04	MSU 25	10-41	3:04	End of Half

## BYU

Qtr.	Time	Start	Pl-Yds	TOP	Result
1st	9:23	MSU 11	10-89	4:08	TOUCHDOWN
1st	3:42	MSU 19	3-7	1:22	Punt
1st	0:27	MSU 19	12-74	4:28	Interception
2nd	10:08	MSU 26	8-74	3:01	TOUCHDOWN
2nd	3:35	MSU 25	12-75	3:13	TOUCHDOWN
3rd	15:00	MSU 25	7-75	3:00	TOUCHDOWN
3rd	9:21	MSU 8	3-5	1:29	Punt
3rd	5:42	MSU 12	10-64	4:44	Interception
3rd	0:44	MSU 29	0-0	0:00	Fumble
4th	13:55	MSU 30	12-70	6:35	TOUCHDOWN
4th	5:47	MSU 45	3-5	2:07	Punt
4th	2:41	MSU 43	4-20	2:41	End of Half

## Kentucky

Qtr.	Time	Start	Pl-Yds	TOP	Result
1st	12:26	MSU 22	12-78	4:43	TOUCHDOWN
1st	6:35	MSU 49	3-5	1:35	Punt
1st	0:53	MSU 9	11-32	5:50	Punt
2nd	7:05	MSU 43	9-44	3:51	FIELD GOAL
2nd	2:15	MSU 28	5-72	1:10	TOUCHDOWN
2nd	0:04	MSU 06	1-(-1)	0:04	End of Half
3rd	15:00	MSU 25	13-75	7:53	TOUCHDOWN
3rd	4:16	MSU 28	5-40	2:05	Turnover on Downs
3rd	1:02	MSU 38	9-38	3:42	TOUCHDOWN
4th	10:29	MSU 00	0-0	0:00	TOUCHDOWN
4th	6:31	MSU 38	6-62	2:35	TOUCHDOWN
4th	1:13	MSU 7	2-(-3)	1:13	End of Half

## at Texas A&M

Qtr.	Time	Start	Pl-Yds	TOP	Result
1st	15:00	MSU 25	5-22	5:22	Interception
1st	11:47	MSU 14	16-86	8:13	TOUCHDOWN
2nd	14:49	MSU 10	5-20	2:57	Punt
2nd	10:09	MSU 24	3-3	1:38	Punt
2nd	7:04	MSU 20	3-7	1:52	Punt
2nd	5:04	MSU 47	4-53	1:34	TOUCHDOWN
2nd	1:32	MSU 13	4-21	1:32	End of Half
3rd	14:36	MSU 27	6-73	2:49	TOUCHDOWN
3rd	8:20	MSU 29	6-11	2:02	Punt
3rd	6:04	A&M 32	3-32	1:04	TOUCHDOWN
3rd	3:14	MSU 27	10-39	4:30	Punt
4th	13:10	MSU 36	3-2	2:37	Punt
4th	7:23	MSU 00	0-0	0:00	TOUCHDOWN
3rd	5:15	MSU 49	3-7	1:52	Punt
3rd	1:13	MSU 24	2-(-2)	1:13	End of Half

# OPP DRIVE CHARTS

## at Auburn

Qtr.	Time	Start	Pl-Yds	TOP	Result
1st	15:00	AU 25	7-75	3:00	TOUCHDOWN
1st	11:15	AU 39	3-(-7)	0:46	Fumble
1st	6:36	AU 23	5-77	1:41	TOUCHDOWN
1st	1:30	AU 20	6-31	2:17	Punt
2nd	13:46	MSU 47	1-47	0:08	TOUCHDOWN
2nd	12:18	MSU 33	4-0	1:50	Missed FG
2nd	8:15	AU 14	6-21	3:22	Punt
2nd	0:51	AU 26	2-7	0:51	End of Half
3rd	12:22	AU 01	7-99	3:20	TOUCHDOWN
3rd	7:39	AU 49	4-14	2:02	Punt
3rd	2:01	AU 39	2-4	0:54	Fumble
4th	14:21	AU 40	5-60	2:18	TOUCHDOWN
4th	10:42	MSU 00	0-0	0:00	TOUCHDOWN
4th	6:02	AU 13	5-87	2:58	TOUCHDOWN

## BYU

Qtr.	Time	Start	Pl-Yds	TOP	Result
1st	15:00	BYU 25	9-27	5:37	Punt
1st	5:15	BYU 25	3-9	1:33	Punt
1st	2:20	BYU 15	4-24	1:53	Punt
2nd	10:59	MSU 33	2-7	0:51	Fumble
2nd	7:07	BYU 25	7-54	3:32	FIELD GOAL
2nd	0:13	BYU 24	1-(-1)	0:13	End of Half
3rd	11:54	BYU 18	7-34	2:33	Punt
3rd	7:52	BYU 35	3-6	2:10	Punt
3rd	0:58	MSU 42	1-42	0:21	TOUCHDOWN
3rd	0:37	MSU 29	4-(-2)	1:42	Interception
4th	7:12	BYU 12	3-4	1:25	Punt
4th	3:40	BYU 20	3-2	0:59	Punt

## Kentucky

Qtr.	Time	Start	Pl-Yds	TOP	Result
1st	15:00	UK 25	6-18	2:34	Punt
1st	7:38	UK 19	3-(-2)	1:03	Punt
1st	5:00	UK 8	9-39	4:07	Punt
2nd	10:03	UK 22	7-78	2:50	TOUCHDOWN
2nd	3:08	UK 18	3-9	0:53	Punt
2nd	1:00	UK 25	5-24	0:56	Punt
3rd	7:01	UK 21	4-15	2:45	Punt
3rd	2:11	UK 32	3-13	1:09	Interception
4th	12:10	UK 46	7-28	1:41	Interception
4th	10:29	UK 25	9-37	3:58	Turnover on Downs
4th	3:51	UK 25	3-1	2:38	Punt

## at Texas A&M

Qtr.	Time	Start	Pl-Yds	TOP	Result
1st	12:44	MSU 43	3-(-5)	0:57	Punt
1st	3:34	A&M 25	8-19	3:45	Punt
2nd	11:52	A&M 31	3-9	1:43	Punt
2nd	8:31	A&M 34	3-3	1:27	Punt
2nd	5:12	A&M 41	1-0	0:08	Interception
2nd	3:30	A&M 25	4-17	1:58	Punt
3rd	15:00	A&M 25	3-0	0:24	Punt
3rd	11:47	A&M 24	10-76	3:27	TOUCHDOWN
3rd	6:18	A&M 30	1-0	0:14	Interception
3rd	5:00	A&M 16	3-7	1:46	Punt
4th	13:44	MSU 23	3-0	0:34	Punt
4th	10:33	MSU 31	12-58	3:10	Interception
4th	7:23	MSU 17	5-83	2:08	TOUCHDOWN
4th	3:23	MSU 33	10-43	2:10	Turnover on Downs

# MSU DRIVE CHARTS

## UMass

Qtr.	Time	Start	Pl-Yds	TOP	Result
1st	13:42	UM 00	0-0	0:00	TOUCHDOWN
1st	10:32	MSU 35	13-54	5:14	FIELD GOAL
1st	2:06	MSU 22	6-24	2:06	Turnover on Downs
2nd	13:06	MSU 25	1-0	0:07	Interception
2nd	12:59	MSU 25	11-68	4:10	FIELD GOAL
2nd	7:15	MSU 25	3-1	1:05	Interception
2nd	4:37	MSU 19	3-6	1:16	Punt
2nd	0:32	MSU 3	1-6	0:32	End of Half
3rd	15:00	MSU 25	8-75	2:45	TOUCHDOWN
3rd	10:22	MSU 21	12-79	5:36	TOUCHDOWN
3rd	1:22	MSU 9	7-35	3:34	Interception
4th	8:11	MSU 34	3-(-1)	1:15	Punt
4th	5:00	UM 00	0-0	0:00	TOUCHDOWN
4th	3:38	MSU 31	5-41	3:38	End of Half

## Alabama

Qtr.	Time	Start	Pl-Yds	TOP	Result
1st	15:00	MSU 25	11-34	6:08	Punt
1st	6:58	MSU 43	6-57	3:21	TOUCHDOWN
1st	1:38	MSU 27	11-73	5:59	TOUCHDOWN
2nd	9:18	MSU 05	4-15	2:15	Punt
2nd	6:09	MSU 30	6-15	3:41	Punt
2nd	0:26	MSU 28	1-(-2)	0:26	End of Half
3rd	12:33	MSU 31	13-69	6:30	TOUCHDOWN
3rd	4:50	MSU 36	10-56	5:37	FIELD GOAL
4th	9:42	MSU 40	5-18	3:12	Punt
4th	2:03	MSU 23	3-(-1)	1:09	Punt
4th	0:25	MSU 35	4-31	0:25	End of Half

## at Arkansas

Qtr.	Time	Start	Pl-Yds	TOP	Result
1st	13:40	MSU 42	0-(-6)	0:00	Fumble
1st	12:46	MSU 17	3-3	1:53	Punt
1st	7:31	MSU 5	1-(-5)	0:05	Fumble
1st	7:26	MSU 35	10-37	5:44	Missed FG
2nd	14:51	MSU 35	9-18	4:33	Punt
2nd	8:02	MSU 50	8-50	2:45	TOUCHDOWN
2nd	3:44	ARK 17	3-17	1:26	TOUCHDOWN
3rd	15:00	MSU 9	11-66	5:32	Turnover on Downs
3rd	4:35	MSU 20	5-11	3:16	Punt
3rd	1:08	MSU 47	3-7	1:16	Punt
4th	10:10	MSU 13	4-25	1:11	Punt
4th	7:03	MSU 45	6-55	3:06	TOUCHDOWN
4th	3:01	ARK 44	9-44	2:44	TOUCHDOWN

## Ole Miss

Qtr.	Time	Start	Pl-Yds	TOP	Result
1st	14:16	MSU 24	9-38	3:01	Interception
1st	9:51	MSU 22	3-(-6)	1:21	Punt
1st	5:47	MSU 12	6-35	3:39	Punt
2nd	13:28	OM 42	1-0	0:15	Interception
2nd	10:32	MSU 34	9-39	4:09	FIELD GOAL
2nd	3:44	MSU 12	5-31	2:22	Fumble
2nd	1:02	OM 45	5-25	1:02	FIELD GOAL
3rd	14:54	MSU 26	7-34	3:43	Punt
3rd	10:15	OM 40	5-20	2:22	Fumble
3rd	7:13	MSU 25	3-26	1:14	Fumble
3rd	5:07	MSU 16	6-15	2:40	Punt
3rd	2:07	MSU 38	5-17	1:54	Turnover on Downs
4th	13:58	MSU 26	5-44	1:21	Turnover on Downs
4th	11:58	OM 44	8-44	2:42	TOUCHDOWN
4th	8:17	MSU 31	11-69	3:19	TOUCHDOWN
4th	2:58	MSU 38	8-62	1:53	TOUCHDOWN

# OPP. DRIVE CHARTS

## UMass

Qtr.	Time	Start	Pl-Yds	TOP	Result
1st	15:00	UM 25	4-23	1:18	Interception
1st	13:42	UM 25	6-70	3:10	FIELD GOAL
1st	5:18	UM 25	6-18	3:12	Punt
2nd	15:00	MSU 46	6-16	1:54	FIELD GOAL
2nd	12:59	MSU 00	0-0	0:00	TOUCHDOWN
2nd	8:43	UM 22	4-78	1:28	TOUCHDOWN
2nd	6:10	UM 46	3-(-1)	1:33	Punt
2nd	3:21	UM 33	5-23	2:49	Punt
3rd	12:15	UM 25	4-0	1:53	Punt
3rd	4:46	UM 25	7-66	3:24	Turnover on Down
4th	12:48	UM 45	10-47	4:30	FIELD GOAL
4th	6:56	UM 22	3-5	1:56	Punt
4th	5:00	UM 25	5-(-2)	1:22	Punt

## Alabama

Qtr.	Time	Start	Pl-Yds	TOP	Result
1st	8:52	UA 5	3-0	1:54	Punt
1st	3:37	UA 25	5-75	1:54	TOUCHDOWN
2nd	10:39	UA 25	5-75	1:13	TOUCHDOWN
2nd	7:03	UA 18	3-3	0:54	Punt
2nd	2:28	UA 02	7-38	2:02	Punt
3rd	15:00	UA 25	7-63	2:19	FIELD GOAL
3rd	6:03	UA 25	3-(-2)	1:13	Punt
4th	14:04	UA 18	10-82	4:15	TOUCHDOWN
4th	6:30	UA 20	10-57	4:27	Missed FG
4th	1:09	UA 32	6-68	0:44	TOUCHDOWN

## at Arkansas

Qtr.	Time	Start	Pl-Yds	TOP	Result
1st	15:00	ARK 25	3-4	1:20	Punt
1st	13:40	MSU 36	3-36	0:54	TOUCHDOWN
1st	10:53	ARK 29	5-26	3:22	Punt
1st	7:26	MSU 00	0-0	0:00	TOUCHDOWN
1st	1:42	ARK 29	3-(-4)	1:51	Punt
2nd	10:18	ARK 12	3-3	2:16	Punt
2nd	5:17	ARK 25	4-(-8)	1:33	Turnover on Downs
2nd	2:18	ARK 30	4-6	2:18	End of Half
3rd	9:28	ARK 25	10-75	4:53	TOUCHDOWN
3rd	1:19	ARK 43	1-11	0:11	Fumble
4th	14:52	ARK 10	8-33	4:42	Punt
4th	8:59	ARK 21	3-3	1:56	Punt
4th	3:57	ARK 21	4-23	0:56	Turnover on Downs
4th	0:17	ARK 27	1-5	0:17	End of Half

## Ole Miss

Qtr.	Time	Start	Pl-Yds	TOP	Result
1st	15:00	OM 25	3-75	0:39	TOUCHDOWN
1st	11:15	OM 26	3-8	1:24	Punt
1st	8:30	OM 40	6-8	2:43	Punt
1st	2:08	OM 19	8-40	3:40	Punt
2nd	13:13	MSU 28	6-12	2:33	FIELD GOAL
2nd	6:23	OM 25	5-23	2:39	Punt
2nd	1:22	MSU 43	3-(-12)	0:20	Fumble
3rd	11:11	OM 1	3-1	0:56	Punt
3rd	7:53	OM 20	2-80	0:40	TOUCHDOWN
3rd	5:59	OM 49	3-0	0:52	Punt
3rd	2:27	OM 37	1-63	0:12	TOUCHDOWN
3rd	0:13	OM 45	3-(-7)	1:15	Punt
4th	12:37	OM 30	2-0	0:39	Interception
4th	9:09	MSU 44	2-44	0:46	TOUCHDOWN
4th	4:57	OM 39	3-2	1:59	Punt
4th	1:04	MSU 45	2-(-3)	1:04	End of Half



# DEFENSIVE GAME BY GAME STATISTICS

Tackles (UT-AT-TOT)	CSU	LT	LSU	at UGA	at AU	BYU	UK	A&M	UMass	Bama	at Ark	OM	TOTALS
Johnathan Abram	...	6-1-7	0-4-4	2-4-6	4-2-6	1-1-2	3-1-4	5-3-8	5-1-6	2-4-6	5-0-5	...	33-21-54
Fletcher Adams	1-1-2	1-1-2	1-2-3	0-1-1	...	0-1-1	0-1-1	...	2-2-4	1-2-3	0-1-1	...	6-12-18
Stephen Adegoke	0-1-1	2-1-3	...	...	...	...	0-1-1	...	...	...	...	...	2-3-5
Tre Brown	1-1-2	3-1-4	1-1-2	0-3-3	2-0-2	0-1-1	0-1-1	...	0-1-1	...	...	...	7-9-16
Brandon Bryant	0-1-1	1-0-1	2-3-5	1-0-1	6-5-11	1-4-5	0-2-2	0-1-1	1-2-3	1-0-1	...	...	13-18-31
Korey Charles	1-0-1	0-1-1	...	...	...	...	...	...	...	...	...	...	1-1-2
Tolando Cleveland	0-1-1	...	0-2-2	0-4-4	...	1-0-1	1-0-1	1-0-1	1-1-2	1-1-2	...	...	4-9-14
Cameron Dantzler	2-0-2	...	1-2-3	3-0-3	2-1-3	0-1-1	1-2-3	1-1-2	...	...	3-1-4	...	13-8-21
Lashard Durr	0-1-1	...	2-0-2	0-1-1	...	1-0-1	...	...	...	1-0-1	2-1-3	...	6-3-9
Willie Gay Jr.	1-1-2	1-0-1	...	1-3-4	0-3-3	...	...	1-0-1	1-2-3	0-1-1	1-2-3	...	6-12-18
J.T. Gray	2-3-5	1-2-3	1-5-6	1-5-6	2-6-8	2-6-8	2-5-7	1-2-3	1-4-5	3-1-4	0-1-1	...	16-40-56
Gerri Green	2-1-3	2-5-7	0-2-2	1-3-4	1-1-2	1-1-2	0-1-1	1-1-2	1-4-5	...	0-1-1	...	9-20-29
Dez Harris	3-3-6	4-2-6	0-6-6	1-11-12	1-1-2	3-4-7	1-8-9	1-0-1	3-4-7	1-0-1	...	...	18-39-57
Grant Harris	0-1-1	1-1-2	0-1-1	1-1-2	2-0-2	0-1-1	...	...	0-2-2	0-1-1	...	...	4-8-12
Braxton Hoyett	...	...	1-1-2	0-1-1	2-0-2	0-1-1	0-1-1	...	0-3-3	0-3-3	1-2-3	...	4-12-16
Kendell Jones	0-2-2	0-1-1	...	...	...	...	...	...	...	...	...	...	0-3-3
Kobe Jones	2-3-5	1-1-2	...	0-3-3	2-1-3	0-1-1	0-1-1	...	...	...	...	...	5-10-15
Traver Jung	2-1-3	0-1-1	0-1-1	...	...	0-1-1	...	...	...	...	...	...	2-4-6
Leo Lewis	0-1-1	1-2-3	1-7-8	0-3-3	1-2-3	1-2-3	1-2-3	4-4-8	1-2-3	0-4-4	2-0-2	...	12-29-41
Mark McLaurin	...	6-4-10	4-5-9	2-4-6	1-2-3	0-3-3	4-7-11	3-3-6	1-0-1	5-6-11	1-2-3	...	27-36-63
C.J. Morgan	1-1-2	3-0-3	...	...	...	...	...	...	...	...	...	...	4-1-5
Jamal Peters	1-0-1	0-1-1	0-3-3	1-2-3	2-0-2	0-1-1	1-1-2	0-1-1	1-1-2	1-2-3	0-3-3	...	7-15-22
Josiah Phillips	0-1-1	...	...	...	...	...	...	...	...	1-0-1	...	...	1-1-2
Chris Rayford	...	0-1-1	...	1-0-1	2-0-2	0-1-1	0-1-1	1-0-1	1-0-1	...	2-2-4	...	7-5-12
Jeffery Simmons	2-3-5	3-2-5	1-6-7	1-3-4	3-3-6	1-3-4	1-2-3	0-2-2	3-5-8	1-5-6	4-1-5	...	20-35-55
Maurice Smitherman	0-1-1	...	...	...	0-1-1	1-0-1	0-2-2	...	...	...	...	...	1-4-5
Marquiss Spencer	0-2-2	1-0-1	0-2-2	2-0-2	0-1-1	0-1-1	0-1-1	0-1-1	0-3-3	1-1-2	1-1-2	...	5-13-18
Montez Sweat	0-3-3	2-1-3	0-1-1	0-3-3	2-1-3	3-2-5	3-4-7	3-3-6	1-2-3	0-2-2	3-1-4	...	17-23-40
Cory Thomas	2-2-4	...	...	...	...	...	...	0-1-1	...	1-1-2	1-2-3	...	4-6-10
Erroll Thompson	0-3-3	2-1-3	...	1-5-6	...	1-2-3	4-4-8	4-3-7	0-1-1	3-2-5	2-1-3	...	17-22-39
Tim Washington	0-1-1	1-2-3	0-2-2	...	...	0-1-1	...	...	...	0-1-1	...	...	1-7-8

TFL-Yards	CSU	LT	LSU	at UGA	at AU	BYU	UK	A&M	UMass	Bama	at Ark	OM	TOTALS
Johnathan Abram	...	0.5-5	...	0.5-1	...	...	1.0-1	...	...	...	1.0-1	...	3.0-8
Fletcher Adams	1.5-8	...	...	...	...	...	...	...	1.0-4	0.5-2	...	0.5-1	3.5-15
Tre Brown	0.5-0	1.0-2	...	1.0-5	...	...	...	...	...	...	...	...	2.5-7
Brandon Bryant	...	...	...	...	0.5-1	...	...	...	...	...	...	...	0.5-1
Cameron Dantzler	1.0-8	...	...	...	...	...	...	...	...	...	1.0-1	...	2.0-9
Willie Gay Jr.	1.0-3	...	...	...	...	...	...	1.0-4	...	...	...	...	2.0-7
J.T. Gray	...	...	1.0-1	...	0.5-1	...	...	...	...	1.0-6	...	...	2.5-8
Gerri Green	...	2.0-12	...	...	1.0-4	1.0-1	...	1.0-1	1.5-3	1.5-4	...	1.5-7	9.5-32
Dez Harris	1.0-1	1.0-2	...	...	...	...	1.0-6	...	...	...	...	...	3.0-9
Grant Harris	...	...	...	...	...	...	...	...	...	...	...	1.0-10	1.0-10
Braxton Hoyett	...	...	1.0-1	...	...	...	0.5-1	...	...	...	...	1.0-1	2.5-3
Kendell Jones	0.5-2	...	...	...	...	...	...	...	...	...	...	...	0.5-2
Kobe Jones	1.5-4	...	...	...	1.0-1	...	...	...	...	...	...	...	2.5-5
Traver Jung	1.0-2	...	...	...	...	...	...	...	...	...	...	...	1.0-2
Leo Lewis	...	0.5-6	...	...	...	...	...	...	...	...	...	0.5-4	1.0-10
Mark McLaurin	...	...	...	...	0.5-0	...	...	...	...	1.5-7	...	1.0-3	3.0-15
Chris Rayford	...	...	...	...	1.0-2	...	...	...	...	...	...	...	1.0-2
Jeffery Simmons	1.0-7	...	1.5-6	...	1.5-14	...	1.5-2	0.5-0	1.0-3	1.5-6	2.0-6	0.5-1	11.0-45
Marquiss Spencer	...	...	0.5-2	1.0-2	...	...	...	0.5-1	0.5-1	...	1.5-9	0.5-1	4.5-16
Montez Sweat	...	1.0-1	...	0.5-2	1.0-7	1.0-4	2.5-12	2.0-9	1.0-10	...	2.5-13	1.0-5	12.5-63
Erroll Thompson	...	...	...	...	...	...	0.5-1	1.0-1	...	1.0-5	...	1.5-13	4.0-20

Sacks-Yards	CSU	LT	LSU	at UGA	at AU	BYU	UK	A&M	UMass	Bama	at Ark	OM	TOTALS
Johnathan Abram	...	0.5-5	...	...	...	...	...	...	...	...	...	...	0.5-5
Fletcher Adams	...	...	...	...	...	...	...	...	...	0.5-2	...	...	0.5-2
Willie Gay Jr.	...	...	...	...	...	...	...	1.0-4	...	...	...	...	1.0-4
J.T. Gray	...	...	...	...	...	...	...	...	...	1.0-6	...	...	1.0-6
Gerri Green	...	2.0-12	...	...	...	...	...	...	...	1.0-2	...	0.5-5	3.5-19
Dez Harris	...	1.0-2	...	...	...	...	1.0-6	...	...	...	...	...	2.0-8
Grant Harris	...	...	...	...	...	...	...	...	...	...	...	1.0-10	1.0-10
Braxton Hoyett	...	...	...	...	...	...	0.5-1	...	...	...	...	...	0.5-1
Leo Lewis	...	0.5-6	...	...	...	...	...	...	...	...	...	0.5-4	1.0-10
Mark McLaurin	...	...	...	...	...	...	...	...	...	1.5-7	...	...	1.5-7
Jeffery Simmons	1.0-7	...	1.5-6	...	1.0-13	...	...	...	...	...	1.0-4	...	4.5-30
Marquiss Spencer	...	...	0.5-2	...	...	...	...	...	...	...	0.5-1	...	1.0-3
Montez Sweat	...	...	...	...	1.0-7	1.0-4	1.5-10	2.0-9	1.0-10	...	2.5-13	0.5-4	9.5-57
Erroll Thompson	...	...	...	...	...	...	...	...	...	1.0-5	...	1.5-13	2.0-18

# GAME 1

## Charleston Southern 0 MSU 49

Sept. 2, 2017  
Davis Wade Stadium  
Starkville, Miss.  
54,215

### Mississippi State

RUSHING	Att.	Gain	Lost	Net	TD	Long	Avg.
Aeris Williams	16	83	0	83	1	15	5.2
Kylin Hill	9	64	2	62	0	19	6.9
Nick Fitzgerald	7	43	2	41	1	19	5.9
Nick Gibson	6	41	0	41	0	12	6.8
Keytaon Thompson	6	38	2	36	0	16	6.0
Alec Murphy	2	9	0	9	0	6	4.5
Dontavian Lee	2	4	0	4	1	3	2.0
Bennie Braswell	1	4	0	4	0	4	4.0
Dedrick Thomas	1	1	0	1	0	1	1.0

PASSING	Com	Att	Int	Yds	TD	Long	Sacks
Nick Fitzgerald	16	29	0	239	2	62	0
Keytaon Thompson	4	7	0	35	1	11	0

RECEIVING	No.	Yds.	TD	Long
Donald Gray	3	57	0	24
Reggie Todd	3	24	0	11
Gabe Myles	3	19	1	8
Farrod Green	2	68	0	62
Dedrick Thomas	2	34	1	24
Jordan Thomas	2	18	0	12
Keith Mixon	1	15	0	15
Jesse Jackson	1	15	0	15
Jamal Couch	1	11	1	11
Osirus Mitchell	1	9	0	9
Nick Gibson	1	4	0	4

PUNTING	No.	Yds.	Avg.	Long	I20	TB
Kody Schexnayder	1	28	28.0	28	0	0
Logan Cooke	4	177	44.2	59	2	0

FIELD GOALS	Att.	Made	Long	KICKS
Tucker Day	3	1	40	made 40; missed 32, 47

ALL RETURNS	Punts			Kickoffs			Intercepted		
	No.	Yds.	Lg.	No.	Yds.	Lg.	No.	Yds.	Lg.
Donald Gray	0	0	0	1	52	52	0	0	0
Gabe Myles	3	22	19	1	23	23	0	0	0

### Charleston Southern

RUSHING	Att.	Gain	Lost	Net	TD	Long	Avg.
Ronnie Harris	7	18	0	18	0	5	2.6
Robert Mitchell	3	15	4	11	0	8	3.7
Terrance Wilson	3	9	0	9	0	5	3.0
Adam Allen	2	8	0	8	0	5	4.0
Geoffrey Wall	1	7	0	7	0	7	7.0
Chanin Hamilton	9	16	12	4	0	6	0.4
London Johnson	4	7	4	3	0	4	0.8
Elijah Henry	1	1	0	1	0	1	1.0
Noah Shuler	3	0	1	-1	0	0	-0.3
Shane Bucenell	5	6	23	-17	0	4	-3.4
TEAM	1	0	25	-25	0	0	-25.0

PASSING	Com	Att	Int	Yds	TD	Long	Sacks
Shane Bucenell	3	8	0	15	0	4	1

RECEIVING	No.	Yds.	TD	Long
Travay Hatten	1	7	0	4
Chanin Hamilton	1	5	0	4
Geoffrey Wall	1	3	0	3

PUNTING	No.	Yds.	Avg.	Long	I20	TB
Kyle Reighard	12	537	44.8	54	2	0

FIELD GOALS	Att.	Made	Long	KICKS
none				

ALL RETURNS	Punts			Kickoffs			Intercepted		
	No.	Yds.	Lg.	No.	Yds.	Lg.	No.	Yds.	Lg.
James Allen	0	0	0	4	63	23	0	0	0

## MSU Dominant in All Phases in Opener, 49-0

MSU turned in one of the most dominant defensive performances in its history in shutting out FCS Charleston Southern, 49-0, in the season-opener. The **Todd Grantham** era opened with the Bulldogs' first shutout since 2014 as MSU held the Bucs to 0.7 yards per play, representing the fewest allowed in school history. Charleston managed only two first downs and 33 yards of total offense - the fewest allowed by MSU since 1963. The Bulldogs put up 23 points in the first quarter as **Nick Fitzgerald** capped the first drive with a 2-yard run. Fitzgerald then found **Gabe Myles** for an 8-yard score. For the first time since 2000, MSU tallied two safeties with both coming in the first half. **Fletcher Adams**, making his first career start, played a crucial role in both. The Bulldogs led 35-0 at the break when Fitzgerald hit **Dedrick Thomas** for a 10-yard score. Eleven different MSU players caught passes on the day, while MSU's rushing attack pounded out 281 yards. Fitzgerald accounted for three touchdowns before sitting most of the second half. Redshirt freshman **Kobe Jones**, playing in his first career game, finished with six tackles, 2.5 tackles for loss and one forced fumble. **Jeffery Simmons** recorded the first sack of his career, while Adams had 1.5 tackles for loss. Grantham's defense finished with 10 tackles for loss, while Charleston Southern never crossed the 50-yard line.

Charleston So.	0	0	0	0	-0
Mississippi State	23	12	7	7	-49

1st	14:02	MSU	Nick Fitzgerald 2 yd run (Tucker Day kick)
	03:35	MSU	Gabe Myles 8 yd pass from Nick Fitzgerald (Tucker Day kick)
	03:20	MSU	TEAM safety
	01:24	MSU	Aeris Williams 2 yd run (Tucker Day kick)
2nd	07:08	MSU	Tucker Day 40 yd field goal
	03:54	MSU	TEAM safety
	02:37	MSU	Dedrick Thomas 10 yd pass from Nick Fitzgerald (Day kick)
3rd	08:42	MSU	Dontavian Lee 3 yd run (Tucker Day kick)
4th	05:58	MS	Jamal Couch 11 yd pass from K. Thompson (Christmann kick)

### Team Stats

	CSU	MSU
FIRST DOWNS	2	29
Rushing	2	17
Passing	0	11
Penalty	0	1
NET YARDS RUSHING	18	281
Rushing Attempts	39	50
Average Per Rush	0.5	5.6
NET YARDS PASSING	15	274
Completions-Attempts-Int	3-8-0	20-36-0
Average Per Attempt	1.9	7.6
Average Per Completion	5.0	13.7
TOTAL OFFENSE YARDS	33	555
Total offense plays	47	86
Average Gain Per Play	0.7	6.5
Penalties: Number-Yards	4-30	7-60
PUNTS-YARDS	12-537	5-205
KICKOFFS-YARDS	3-180	8-516
Punt returns: Number-Yards-TD	0-0-0	3-22-0
Kickoff returns: Number-Yds-TD	4-63-0	2-75-0
Interceptions: Number-Yds-TD	0-0-0	0-0-0
Fumble Returns: Number-Yds-TD	0-0-0	0-0-0
Possession Time	27:35	32:25
Third-Down Conversions	2 of 14	6 of 15
Fourth-Down Conversions	0 of 0	1 of 1
Red-Zone Scores-Chances	0-0	6-7
Sacks By: Number-Yards	0-0	1-7
PAT Kicks	0-0	6-6



# GAME 2

MSU 57  
Louisiana Tech 21

Sept. 9, 2017  
Davis Wade Stadium  
Starkville, Miss.  
28,100

## Mississippi State

RUSHING	Att.	Gain	Lost	Net	TD	Long	Avg.
Nick Fitzgerald	10	111	0	111	2	44	11.1
Aeris Williams	9	108	1	107	0	59	11.9
Kylin Hill	10	62	0	62	1	10	6.2
Dontavian Lee	2	15	0	15	0	9	7.5
Nick Gibson	5	20	5	15	0	11	3.0
Keytaon Thompson	2	11	0	11	0	7	5.5
Dedrick Thomas	1	7	0	7	0	7	7.0
TEAM	1	0	1	-1	0	0	-1.0

PASSING	Com	Att	Int	Yds	TD	Long	Sacks
Nick Fitzgerald	12	18	1	124	3	28	0
Keytaon Thompson	1	2	0	8	0	8	0

RECEIVING	No.	Yds.	TD	Long
Donald Gray	4	19	1	8
Dedrick Thomas	3	20	0	9
Jordan Thomas	2	25	1	17
Aeris Williams	1	28	0	28
Gabe Myles	1	21	1	21
Jesse Jackson	1	14	0	14
Justin Johnson	1	5	0	5

PUNTING	No.	Yds.	Avg.	Long	I20	TB
Logan Cooke	3	143	47.7	55	1	0

FIELD GOALS	Att.	Made	Long	KICKS
Tucker Day	1	1	36	made 36

ALL RETURNS	Punts			Kickoffs			Intercepted		
	No.	Yds.	Lg.	No.	Yds.	Lg.	No.	Yds.	Lg.
Gabe Myles	2	-4	5	0	0	0	0	0	0
Reggie Todd	0	0	0	1	2	2	0	0	0
Keith Mixon	0	0	0	3	42	15	0	0	0
Mark McLaurin	0	0	0	0	0	0	1	32	32
Jeffery Simmons	1	24	0	0	0	0	0	0	0

## Louisiana Tech

RUSHING	Att.	Gain	Lost	Net	TD	Long	Avg.
Boston Scott	13	96	0	96	0	24	7.4
Jarred Craft	18	83	2	81	0	16	4.5
Jaqwis Dancy	7	45	0	45	0	14	6.4
Israel Tucker	3	25	0	25	0	19	8.3
Kam McKnight	1	1	0	1	1	1	1.0
J'Mar Smith	7	24	33	-9	0	11	-1.3
TEAM	1	0	87	-87	0	0	-87.0

PASSING	Com	Att	Int	Yds	TD	Long	Sacks
J'Mar Smith	10-23-1	140	0	58	4		
Westin Elliott	3-6-0	23	1	10	0		
TEAM	0-1-0	0	0	0	0		

RECEIVING	No.	Yds.	TD	Long
Marcus Gaines	3	104	0	58
Teddy Veal	3	15	0	9
Cee Jay Powell	2	14	0	10
Kam McKnight	2	13	0	7
Boston Scott	2	8	0	6
Zach Cousar	1	9	1	9

PUNTING	No.	Yds.	Avg.	Long	I20	TB
Brady Farlow	7	273	39.0	47	0	0

FIELD GOALS	Att.	Made	Long	KICKS
Jonathan Barnes	2	2	45	made 27, 45

ALL RETURNS	Punts			Kickoffs			Intercepted		
	No.	Yds.	Lg.	No.	Yds.	Lg.	No.	Yds.	Lg.
Amik Robertson	0	0	0	0	0	0	1	61	61

## MSU Scores 36 Unanswered, Beats LA Tech, 57-21

Nick Fitzgerald accounted for five touchdowns as MSU rallied from a 9-0 deficit with 36 unanswered points to run past Louisiana Tech, 57-21, on a Saturday night in Ruston. Tech took advantage of a Fitzgerald interception and went up 9-0 with 6:46 to go in the first quarter. That is until defensive tackle Jeffery Simmons made his presence known with the first of two touchdowns on the night. Simmons skied into the air to block a punt and then recovered his own blocked punt in the endzone. Fitzgerald then found a groove, hitting Jordan Thomas and Donald Gray for touchdown passes on consecutive drives. Fitzgerald got into the scoring act himself with two spectacular touchdown runs to put MSU up 43-14 with 14:27 remaining in the third quarter. Simmons did it again, scooping up a Gerri Green forced fumble and returning it 90 yards for a touchdown on the ensuing drive. It was the longest fumble recovery score for the Bulldogs since 2000. Simmons finished with five tackles and became the first MSU defensive player with multiple scores in a game since Johnthan Banks had two against Florida in 2009. Green tallied two forced fumbles and two sacks, while Mark McLaurin was the Bulldogs' leading tackler with 10.

## Scoring

Mississippi State	16	20	21	0	- 57
Louisiana Tech	9	5	0	7	- 21

1st	13:21	LT	Jonathan Barnes 27 yd field goal
	06:46	LT	Kam McKnight 1 yd run (Jonathan Barnes kick blocked)
	05:05	MSU	Tucker Day 36 yd field goal
	01:06	MSU	Jeffery Simmons 0 yd blocked punt return (Tucker Day kick)
	00:10	MSU	Jordan Thomas 17 yd pass from N. Fitzgerald (Day kick blocked)
2nd	11:27	MSU	Donald Gray 6 yd pass from Nick Fitzgerald (Tucker Day kick)
	07:12	MSU	Nick Fitzgerald 30 yd run (Tucker Day kick)
	00:41	MSU	Gabe Myles 21 yd pass from Nick Fitzgerald (Day kick blocked)
	00:41	LT	Amik Robertson PAT return
	00:00	LT	Jonathan Barnes 45 yd field goal
3rd	14:27	MSU	Nick Fitzgerald 44 yd run (Jace Christmann kick)
	09:48	MSU	Jeffery Simmons 90 yd fumble recovery (Jace Christmann kick)
	03:24	MSU	Kylin Hill 2 yd run (Jace Christmann kick)
4th	00:15	LT	Zach Cousar 9 yd pass from Westin Elliott (Barnes kick)

## Team Stats

	MSU	LT
FIRST DOWNS	21	20
Rushing	15	12
Passing	6	5
Penalty	0	3
NET YARDS RUSHING	327	152
Rushing Attempts	40	50
Average Per Rush	8.2	3.0
NET YARDS PASSING	132	163
Completions-Attempts-Int	13-20-1	13-30-1
Average Per Attempt	6.6	5.4
Average Per Completion	10.2	12.5
TOTAL OFFENSE YARDS	459	315
Total offense plays	60	80
Average Gain Per Play	7.7	3.9
Fumbles: Number-Lost	0-0	3-2
Penalties: Number-Yards	6-70	6-60
PUNTS-YARDS	3-143	8-273
KICKOFFS-YARDS	10-650	4-216
Punt returns: Number-Yards-TD	3-20-1	0-0-0
Kickoff returns: Number-Yds-TD	4-44-0	0-0-0
Interceptions: Number-Yds-TD	1-32-0	1-61-0
Fumble Returns: Number-Yds-TD	1-90-1	0-0-0
Possession Time	23:52	36:08
Third-Down Conversions	5 of 10	4 of 15
Fourth-Down Conversions	0 of 1	1 of 2
Red-Zone Scores-Chances	4-5	3-5
Sacks By: Number-Yards	4-25	0-0
PAT Kicks	6-8	1-2
Field Goals	1-1	2-2
Points off turnovers	20	6

# GAME 3

#12/11 LSU  
MSU

7  
37

Sept. 16, 2017  
Davis Wade Stadium  
Starkville, Miss.  
60,596

## Mississippi State

RUSHING	Att.	Gain	Lost	Net	TD	Long	Avg.
Aeris Williams	23	147	1	146	0	28	6.3
Nick Fitzgerald	14	90	2	88	2	24	6.3
Nick Gibson	3	23	0	23	0	14	7.7
Keytaon Thompson	1	12	0	12	0	12	12.0
Kylin Hill	2	11	0	11	0	11	5.5
Dontavian Lee	3	9	2	7	0	5	2.3
Team	2	0	2	-2	0	0	-1.0

PASSING	Com	Att.	Int.	Yds.	TD	Long	Sacks
Nick Fitzgerald	15	23	0	180	2	45	1

RECEIVING	No.	Yds.	TD	Long
Keith Mixon	6	97	1	45
Donald Gray	3	19	0	11
Jordan Thomas	2	13	0	7
Farrod Green	1	22	0	22
Dedrick Thomas	1	20	1	20
Jesse Jackson	1	8	0	8
Aeris Williams	1	1	0	1

PUNTING	No.	Yds.	Avg.	Long	I20	TB
Logan Cooke	3	138	46.0	50	2	0

FIELD GOALS	Att.	Made	Long	KICKS
Jace Christmann	3	3	45	made 30, 45, 27

Punts			Kickoffs			Intercepted		
No.	Yds.	Lg.	No.	Yds.	Lg.	No.	Yds.	Lg.
Donald Gray	2	49	35	0	0	0	0	0

## LSU

RUSHING	Att.	Gain	Lost	Net	TD	Long	Avg.
Derrius Guice	15	77	1	76	0	25	5.1
Darrel Williams	5	29	0	29	1	10	5.8
Derrick Dillon	2	13	1	12	0	13	6.0
Danny Etling	4	18	8	10	0	11	2.5
Russell Gage	2	5	0	5	0	5	2.5
C. Edwards-Helaire	1	1	0	1	0	1	1.0

PASSING	Com	Att	Int	Yds	TD	Long	Sacks
Danny Etling	13	29	0	137	0	19	2

RECEIVING	No.	Yds.	TD	Long
DJ Chark	3	23	0	12
Darrel Williams	2	37	0	19
Derrick Dillon	2	21	0	11
J.D. Moore	2	20	0	14
Foster Moreau	2	17	0	15
Russell Gage	1	16	0	16
Derrius Guice	1	3	0	3

PUNTING	No.	Yds.	Avg.	Long	I20	TB
Josh Growden	7	286	40.9	53	1	0

FIELD GOALS	Att.	Made	Long	KICKS
none				

Punts			Kickoffs			Intercepted		
No.	Yds.	Lg.	No.	Yds.	Lg.	No.	Yds.	Lg.
C. Edwards-Helaire	0	0	0	2	40	21	0	0

## MSU Crushes No. 11 LSU in Most Dominant Win in Series History, 37-7

MSU handed No. 11 LSU its worst loss in the 111-year series history by a score of 37-7 in front of a raucous 60,596 on a Saturday night in Davis Wade Stadium. The win was the Bulldogs' first over the Tigers in Starkville since 1999 and it was MSU's largest margin of victory over a ranked opponent since 1942. **Nick Fitzgerald** accounted for four touchdowns, and **Aeris Williams** rushed for 146 yards - his second straight 100-yard game. The Bulldogs pounded out 285 yards on the ground, the most allowed by LSU under defensive coordinator **Dave Aranda**. MSU scored on seven consecutive drives. Fitzgerald had two first-half rushing scores, including a pivotal 3-yard dive with 0:07 remaining in the second quarter that put the Bulldogs up double digits and capped a 10-play, 54-yard drive. MSU outscored LSU 20-0 in the second half. **Todd Grantham's** defense held the Tigers to 3-of-13 on third down. LSU punted on three consecutive drives and turned it over on downs twice in the second half. **Jeffery Simmons** set the tone up front with a career-best seven tackle, 1.5 sacks and two quarter-back hurries. **Mark McLaurin** collected a team-high nine tackles. Walk-on **Jace Christmann** also converted the first field goals of his career.

## Scoring

LSU	0	7	0	0	-7
Mississippi State	0	17	13	7	-37

2nd	13:38	MSU	Nick Fitzgerald 3 yd run (Jace Christmann kick)
	09:44	LSU	Darrel Williams 10 yd run (Jack Gonsoulin kick)
	05:04	MSU	Jace Christmann 30 yd field goal
	00:07	MSU	Nick Fitzgerald 3 yd run (Jace Christmann kick)
3rd	10:53	MSU	Jace Christmann 45 yd field goal
	05:10	MSU	Keith Mixon 45 yd pass from Nick Fitzgerald (Christmann kick)
	01:55	MSU	Jace Christmann 27 yd field goal
4th	13:01	MSU	Dedrick Thomas 20 yd pass from Fitzgerald (Christmann kick)

## Team Stats

	LSU	MSU
FIRST DOWNS	13	25
Rushing	5	12
Passing	6	9
Penalty	2	4
NET YARDS RUSHING	133	285
Rushing Attempts	29	48
Average Per Rush	4.6	5.9
NET YARDS PASSING	137	180
Completions-Attempts-Int	13-29-0	15-23-0
Average Per Attempt	4.7	7.8
Average Per Completion	10.5	12.0
TOTAL OFFENSE YARDS	270	465
Total offense plays	58	71
Average Gain Per Play	4.7	6.5
Fumbles: Number-Lost	1-0	0-0
Penalties: Number-Yards	9-112	5-49
PUNTS-YARDS	7-286	3-138
KICKOFFS-YARDS	2-130	8-515
Punt returns: Number-Yards-TD	0-0-0	2-49-0
Kickoff returns: Number-Yds-TD	2-40-0	0-0-0
Interceptions: Number-Yds-TD	0-0-0	0-0-0
Fumble Returns: Number-Yds-TD	0-0-0	0-0-0
Possession Time	24:05	35:55
Third-Down Conversions	3 of 13	7 of 13
Fourth-Down Conversions	0 of 2	0 of 0
Red-Zone Scores-Chances	1-1	5-6
Sacks By: Number-Yards	1-2	2-8
PAT Kicks	1-1	4-4
Field Goals	0-0	3-3
Points off turnovers	0	0

# GAME 4

#17/19 MSU 3  
#11/12 Georgia 31

Sept. 23, 2017  
Sanford Stadium  
Athens, Ga.  
92,746

## Mississippi State

RUSHING	Att.	Gain	Lost	Net	TD	Long	Avg.
Nick Gibson	5	53	1	52	0	39	10.4
Nick Fitzgerald	10	47	0	47	0	14	4.7
Aeris Williams	11	24	0	24	0	5	2.2
Kylin Hill	7	22	1	21	0	9	3.0
Keytaon Thompson	2	15	0	15	0	13	7.5
Keith Mixon	1	11	0	11	0	11	11.0
Dontavian Lee	1	7	0	7	0	7	7.0

PASSING	Com	Att	Int	Yds	TD	Long	Sacks
Fitzgerald, Nick	14	29	2	83	0	21	0
Keytaon Thompson	1	4	0	20	0	20	0

RECEIVING	No.	Yds.	TD	Long
Aeris Williams	5	12	0	9
Keith Mixon	3	12	0	5
Dedrick Thomas	2	41	0	21
Jesse Jackson	2	15	0	12
Donald Gray	2	13	0	7
Kylin Hill	1	10	0	10

PUNTING	No.	Yds.	Avg.	Long	I20	TB
Logan Cooke	7	315	45.0	67	4	1

FIELD GOALS	Att.	Made	Long	KICKS
Jace Christmann	1	1	26	made 26

ALL RETURNS	Punts			Kickoffs			Intercepted		
	No.	Yds.	Lg.	No.	Yds.	Lg.	No.	Yds.	Lg.
none									

## Georgia

RUSHING	Att.	Gain	Lost	Net	TD	Long	Avg.
Nick Chubb	15	83	2	81	2	28	5.4
D'Andre Swift	10	72	3	69	0	20	6.9
Sony Michel	7	32	0	32	0	8	4.6
Brian Herrien	9	26	5	21	0	7	2.3
Jake Fromm	1	0	0	0	0	0	0.0

PASSING	Com	Att.	Int.	Yds.	TD	Long	Sacks
Jake Fromm	9	12	0	201	2	59	0

RECEIVING	No.	Yds.	TD	Long
Terry Godwin	2	80	1	59
Javon Wims	2	43	0	27
Isaac Nauta	1	41	1	41
Mecole Hardman	1	18	0	18
Jackson Harris	1	8	0	8
D'Andre Swift	1	8	0	8
Sony Michel	1	3	0	3

PUNTING	No.	Yds.	Avg.	Long	I20	TB
Cameron Nizialek	4	182	45.5	54	1	0

FIELD GOALS	Att.	Made	Long	KICKS
Rodrigo Blankenship	1	1	49	made 49

ALL RETURNS	Punts			Kickoffs			Intercepted		
	No.	Yds.	Lg.	No.	Yds.	Lg.	No.	Yds.	Lg.
Mecole Hardman	1	-3	0	1	25	25	0	0	0
D. Sanders	0	0	0	0	0	0	1	15	15
Deandre Baker	0	0	0	0	0	0	1	22	22

## No. 11 Georgia Takes Control Early, Beats MSU, 31-3

No. 11 Georgia scored on a 59-yard flea-flicker on its first play from scrimmage and never looked back as No. 17 MSU lost its first game of the season by a score of 31-3 on a Saturday night in Sanford Stadium. The Bulldogs did not manage a touchdown and got on the board prior to the half with **Jace Christmann's** 26-yard field goal to cap a 12-play, 51-yard drive. **Nick Fitzgerald** failed to reach the endzone for the first time in six games. Georgia scored touchdowns on its first two offensive possessions. They outscored State 17-0 in the third quarter and went 75 yards on their first possession of the second half. MSU was held to 4.0 yards per play and only 103 yards through the air. **Nick Gibson** rushed for a career-best 52 yards, including a long of 39. **Dez Harris** recorded a game-high and career-high 12 tackles to go along with one forced fumble. **Johnathan Abram**, a Georgia transfer, added six tackles and 0.5 tackles for loss. State remained winless in Athens since its last win in 1956.

## Scoring

Mississippi State	0	3	0	0	- 3
Georgia	14	0	17	0	- 31

1st	12:37	UGA	Terry Godwin 59 yd pass from J. Fromm (R. Blankenship kick)
	06:16	UGA	Nick Chubb 7 yd run (R. Blankenship kick)
2nd	01:14	MSU	Jace Christmann 26 yd field goal
3rd	12:24	UGA	Nick Chubb 28 yd run (R. Blankenship kick)
	05:48	UGA	Isaac Nauta 41 yd pass from Jake Fromm (R. Blankenship kick)
	00:52	UGA	R. Blankenship 49 yd field goal

## Team Stats

	MSU	UGA
FIRST DOWNS	15	15
Rushing	10	7
Passing	5	7
Penalty	0	1
NET YARDS RUSHING	177	203
Rushing Attempts	37	42
Average Per Rush	4.8	4.8
NET YARDS PASSING	103	201
Completions-Attempts-Int	15-33-2	9-12-0
Average Per Attempt	3.1	16.8
Average Per Completion	6.9	22.3
TOTAL OFFENSE YARDS	280	404
Total offense plays	70	54
Average Gain Per Play	4.0	7.5
Fumbles: Number-Lost	0-0	1-1
Penalties: Number-Yards	4-35	4-35
PUNTS-YARDS	7-315	4-182
KICKOFFS-YARDS	2-130	6-390
Punt returns: Number-Yards-TD	0-0-0	1-(-3)-0
Kickoff returns: Number-Yds-TD	0-0-0	1-25-0
Interceptions: Number-Yds-TD	0-0-0	2-37-0
Fumble Returns: Number-Yds-TD	0-0-0	0-0-0
Possession Time	28:41	31:19
Third-Down Conversions	6 of 16	5 of 11
Fourth-Down Conversions	1 of 2	0 of 1
Red-Zone Scores-Chances	1-3	1-1
Sacks By: Number-Yards	0-0	0-0
PAT Kicks	0-0	4-4
Field Goals	1-1	1-1
Points off turnovers	0	10



# GAME 5

#24/24 MSU 10  
#13/15 Auburn 49

Sept. 30, 2017  
Jordan-Hare Stadium  
Auburn, Ala.  
86,901

## Mississippi State

RUSHING	Att.	Gain	Lost	Net	TD	Long	Avg.
Nick Fitzgerald	13	63	7	56	0	16	4.3
Aeris Williams	15	53	4	49	0	8	3.3
Kylin Hill	8	34	0	34	0	10	4.2
Keytaon Thompson	4	33	5	28	0	15	7.0
Nick Gibson	5	23	1	22	0	9	4.4
Logan Cooke	1	3	0	3	0	3	3.0
Keith Mixon	1	2	0	2	0	2	2.0

PASSING	Com	Att	Int	Yds	TD	Long	Sacks
Nick Fitzgerald	13	33	2	157	1	45	1
Keytaon Thompson	0	4	0	0	0	0	1

RECEIVING	No.	Yds.	TD	Long
Justin Johnson	3	9	1	5
Jamal Couch	2	60	0	32
Jesse Jackson	2	17	0	11
Reggie Todd	2	12	0	11
Keith Mixon	1	45	0	45
Donald Gray	1	6	0	6
Jordan Thomas	1	5	0	5
Aeris Williams	1	3	0	3

PUNTING	No.	Yds.	Avg.	Long	I20	TB
Logan Cooke	5	223	44.6	59	2	1

FIELD GOALS	Att.	Made	Long	KICKS
Jace Christmann	1	1	40	made 40

ALL RETURNS	Punts			Kickoffs			Intercepted		
	No.	Yds.	Lg.	No.	Yds.	Lg.	No.	Yds.	Lg.
Keith Mixon	0	0	0	1	22	22	0	0	0
Donald Gray	1	5	5	0	0	0	0	0	0

## Auburn

RUSHING	Att.	Gain	Lost	Net	TD	Long	Avg.
Kerryon Johnson	23	122	6	116	3	59	5.0
Malik Willis	1	67	0	67	1	67	67.0
Eli Stove	1	30	0	30	0	30	30.0
Devan Barrett	2	20	0	20	0	13	10.0
Malik Miller	3	17	0	17	0	9	5.7
Kamryn Pettway	5	6	0	6	0	2	1.2
Jarrett Stidham	4	10	22	-12	0	10	-3.0

PASSING	Com	Att.	Int.	Yds.	TD	Long	Sacks
Jarrett Stidham	13	16	0	264	2	57	2
Malik Willis	1	1	0	3	0	3	0

RECEIVING	No.	Yds.	TD	Long
Ryan Davis	6	32	1	11
Eli Stove	2	75	0	57
Kyle Davis	1	52	0	52
Darius Slayton	1	49	0	49
Will Hastings	1	47	1	47
Chandler Cox	1	6	0	6
Kerryon Johnson	1	3	0	3
N. Igbinoghene	1	3	0	3

PUNTING	No.	Yds.	Avg.	Long	I20	TB
Aidan Marshall	3	109	36.3	47	2	0

FIELD GOALS	Att.	Made	Long	KICKS
Daniel Carlson	1	0	n/a	missed 51

ALL RETURNS	Punts			Kickoffs			Intercepted		
	No.	Yds.	Lg.	No.	Yds.	Lg.	No.	Yds.	Lg.
N. Igbinoghene	0	0	0	2	49	26	0	0	0
Stephen Roberts	2	16	11	0	0	0	0	0	0
Tray Matthews	0	0	0	0	0	0	1	0	0
Javaris Davis	0	0	0	0	0	0	1	37	37

## No. 13 Auburn Hands No. 24 MSU Second Straight Loss, 49-10

No. 13 Auburn used a 21-point first half and pitched a shutout in the second half to deal No. 24 Mississippi State its second straight loss by a score of 49-10 on Saturday night in Jordan-Hare Stadium. The Tigers took a 7-0 lead three minutes into the game and MSU looked to have tied the contest when **Jeffery Simmons** forced a fumble that was recovered by **Montez Sweat**, who returned it to the endzone. However, a whistle blew the play dead before the return. The Bulldogs managed to get the football back after the review, and **Jace Christmann** drilled a 40-yard field goal to put MSU on the board. **Nick Fitzgerald** engineered an 8-play, 77-yard drive before the half when he found **Justin Johnson** for a 5-yard touchdown to keep the Bulldogs within striking distance at 21-10. The back breaker came when the Tigers went 99 yards on their first possession of the second half after MSU had to punt on its first possession. **Brandon Bryant** was the Bulldogs' leading tackler with a career-best 11. Simmons had 1.5 tackles for loss and a sack. Sweat finished with three tackles and one sack.

## Scoring

Mississippi State	3	7	0	0	- 10
Auburn	14	7	7	21	- 49

1st	12:00	AU	Kerryon Johnson 1 yd run (Daniel Carlson kick)
	06:41	MSU	Jace Christmann 40 yd field goal
	04:55	AU	Ryan Davis 7 yd pass from Jarrett Stidham (Carlson kick)
2nd	13:38	AU	Will Hastings 47 yd pass from Jarrett Stidham (Carlson kick)
	00:59	MSU	Justin Johnson 5 yd pass from N. Fitzgerald (J. Christmann kick)
3rd	09:02	AU	Kerryon Johnson 2 yd run (Daniel Carlson kick)
4th	12:03	AU	Kerryon Johnson 1 yd run (Daniel Carlson kick)
	10:42	AU	Javaris Davis 37 yd interception return (Daniel Carlson kick)
	03:04	AU	Malik Willis 67 yd run (Daniel Carlson kick)

## Team Stats

	MSU	AU
FIRST DOWNS	18	14
Rushing	12	8
Passing	5	5
Penalty	1	1
NET YARDS RUSHING	194	244
Rushing Attempts	47	39
Average Per Rush	4.1	6.3
NET YARDS PASSING	157	267
Completions-Attempts-Int	13-37-2	14-17-0
Average Per Attempt	4.2	15.7
Average Per Completion	12.1	19.1
TOTAL OFFENSE YARDS	351	511
Total offense plays	84	56
Average Gain Per Play	4.2	9.1
Fumbles: Number-Lost	1-0	2-2
Penalties: Number-Yards	10-39	1-15
PUNTS-YARDS	5-223	3-109
KICKOFFS-YARDS	3-195	8-519
Punt returns: Number-Yards-TD	1-5-0	2-16-0
Kickoff returns: Number-Yds-TD	1-22-0	2-49-0
Interceptions: Number-Yds-TD	0-0-0	2-37-1
Fumble Returns: Number-Yds-TD	0-0-0	0-0-0
Possession Time	34:20	25:40
Third-Down Conversions	7 of 21	6 of 12
Fourth-Down Conversions	2 of 6	1 of 1
Red-Zone Scores-Chances	2-3	4-4
Sacks By: Number-Yards	2-20	2-12
PAT Kicks	1-1	7-7
Field Goals	1-1	0-1
Points off turnovers	3	7

# GAME 6

BYU  
MSU

10  
35

Oct. 14, 2017  
Davis Wade Stadium  
Starkville, Miss.  
54,866

## Mississippi State

RUSHING	Att.	Gain	Lost	Net	TD	Long	Avg.
Aeris Williams	23	114	0	114	1	19	5.0
Nick Fitzgerald	15	103	0	103	2	15	6.9
Kylin Hill	7	44	0	44	0	12	6.3
Nick Gibson	3	23	0	23	0	11	7.7
Dontavian Lee	3	12	0	12	0	5	4.0
Keytaon Thompson	2	10	0	10	0	8	5.0

PASSING	Com	Att.	Int.	Yds.	TD	Long	Sacks
Nick Fitzgerald	19	30	2	241	2	32	0
Keytaon Thompson	1	1	0	-1	0	0	0

RECEIVING	No.	Yds.	TD	Long
Keith Mixon	5	69	0	20
Donald Gray	4	41	1	13
Aeris Williams	3	33	0	17
Jamal Couch	2	43	1	32
Dedrick Thomas	2	22	0	18
Jesse Jackson	2	6	0	7
Gabe Myles	1	20	0	20
Jordan Thomas	1	6	0	6

PUNTING	No.	Yds.	Avg.	Long	I20	TB
Logan Cooke	3	159	53.0	57	1	1

FIELD GOALS	Att.	Made	Long	KICKS
none				

ALL RETURNS	Punts			Kickoffs			Intercepted		
	No.	Yds.	Lg.	No.	Yds.	Lg.	No.	Yds.	Lg.
Keith Mixon	0	0	0	1	25	25	0	0	0
Donald Gray	1	-8	0	0	0	0	0	0	0
Brandon Bryant	0	0	0	0	0	0	1	30	30

## BYU

RUSHING	Att.	Gain	Lost	Net	TD	Long	Avg.
Brayden El-Bakri	5	20	0	20	0	7	4.0
Ula Tolutau	8	15	0	15	0	5	1.9
Austin Kafentzis	2	0	1	-1	0	0	-0.5
Team	1	0	1	-1	0	0	-1.0
Tanner Mangum	1	0	4	-4	0	0	-4.0

PASSING	Com	Att.	Int.	Yds.	TD	Long	Sacks
Tanner Mangum	16	26	1	145	1	43	1
Joe Critchlow	1	3	0	2	0	2	0

RECEIVING	No.	Yds.	TD	Long
Aleva Hifo	5	77	1	43
Jonah Trinnaman	2	17	0	15
Ula Tolutau	2	11	0	9
Neil Pau'u	2	5	0	4
Micah Simon	1	11	0	11
Trey Dye	1	9	0	9
Matt Bushman	1	6	0	6
Brayden El-Bakri	1	5	0	5
Beau Tanner	1	3	0	3
Riley Burt	1	3	0	3

PUNTING	No.	Yds.	Avg.	Long	I20	TB
Corey Edwards	1	39	39.0	39	0	0
Jonny Linehan	6	240	40.0	47	4	0

FIELD GOALS	Att.	Made	Long	KICKS
Rhett Almond	1	1	38	made 38

ALL RETURNS	Punts			Kickoffs			Intercepted		
	No.	Yds.	Lg.	No.	Yds.	Lg.	No.	Yds.	Lg.
Jonah Trinnaman	0	0	0	1	12	12	0	0	0
Dayan Ghanwoloku	0	0	0	0	0	0	2	105	67
Michael Shelton	2	-2	0	1	18	18	0	0	0
Kyle Griffiths	0	0	0	1	11	11	0	0	0

## MSU Gets Back to Winning Ways Against BYU, 35-10

The tandem of **Nick Fitzgerald** and **Aeris Williams** proved to be too much for BYU as Mississippi State returned to the win column with a 35-10 win on Saturday in Davis Wade Stadium in what was the first meeting between the two teams in Starkville since 2001. Fitzgerald and Williams went over 100 yards rushing in the same game for the fourth time in their careers. Fitzgerald finished with 344 yards of total offense and four touchdowns. The Bulldogs went on a season-long 89-yard drive to start the scoring that culminated with a 15-yard Fitzgerald TD run over a defender. After Fitzgerald threw an interception that was returned 67 yards to the MSU 33-yard line early in the second quarter, **Jeffery Simmons** came up with a crucial forced fumble that was recovered by **Marquiss Spencer**. State responded with a 74-yard drive, and Fitzgerald connected with **Donald Gray** for a 9-yard touchdown. Fitzgerald added another score before the half to put the Bulldogs up 21-3. **Jamal Couch** got into the scoring act on a throw into the corner of the endzone from Fitzgerald with 12:00 to play in the third quarter. The Bulldogs racked up 35 first downs, representing the most in the **Dan Mullen** era. Meanwhile, Mullen moved into a tie for second place in school victories with his 65th. **J.T. Gray** led all tacklers with eight, while **Brandon Bryant** recorded his first interception of the season.

## Scoring

BYU	0	3	7	0	-10
Mississippi State	7	14	7	7	-35

1st	05:15	MSU	Nick Fitzgerald 15 yd run (Jace Christmann kick)
2nd	07:07	MSU	Donald Gray 9 yd pass from Nick Fitzgerald (Christmann kick)
	03:35	BYU	Rhett Almond 38 yd field goal
	00:22	MSU	Nick Fitzgerald 14 yd run (Christmann kick)
3rd	12:00	MSU	Jamal Couch 32 yd pass from Nick Fitzgerald (Christmann kick)
	00:44	BYU	Aleva Hifo 27 yd pass from Tanner Mangum (Almond kick)
4th	07:20	MSU	Aeris Williams 5 yd run (Christmann kick)

## Team Stats

	BYU	MSU
FIRST DOWNS	8	35
Rushing	2	19
Passing	4	14
Penalty	2	2
NET YARDS RUSHING	29	306
Rushing Attempts	17	53
Average Per Rush	1.7	5.8
NET YARDS PASSING	147	240
Completions-Attempts-Int	17-29-1	20-31-2
Average Per Attempt	5.1	7.7
Average Per Completion	8.6	12.0
Passing Touchdowns	1	2
TOTAL OFFENSE YARDS	176	546
Total offense plays	46	84
Average Gain Per Play	3.8	6.5
Fumbles: Number-Lost	1-1	1-1
Penalties: Number-Yards	2-22	6-60
PUNTS-YARDS	7-279	3-159
KICKOFFS-YARDS	3-191	6-377
Punt returns: Number-Yards-TD	2-(-2)-0	1-(-8)-0
Kickoff returns: Number-Yds-TD	3-41-0	1-25-0
Interceptions: Number-Yds-TD	2-105-0	1-30-0
Fumble Returns: Number-Yds-TD	0-0-0	0-0-0
Possession Time	23:12	36:48
Third-Down Conversions	4 of 13	8 of 13
Fourth-Down Conversions	0 of 1	1 of 1
Red-Zone Scores-Chances	0-0	4-5
Sacks By: Number-Yards	0-0	1-4
PAT Kicks	1-1	5-5
Field Goals	1-1	0-0
Points off turnovers	7	14

# GAME 7

Kentucky  
MSU

7  
45

Oct. 21, 2017  
Davis Wade Stadium  
Starkville, Miss.  
58,963

## Mississippi State

RUSHING	Att.	Gain	Lost	Net	TD	Long	Avg.
Nick Fitzgerald	12	115	0	115	2	40	9.6
Aeris Williams	20	72	1	71	0	8	3.5
Keytaon Thompson	4	65	0	65	2	40	16.2
Kylin Hill	2	16	0	16	0	12	8.0
Dontavian Lee	3	10	0	10	0	5	3.3
Nick Gibson	4	11	2	9	0	6	2.2
Team	3	0	4	-4	0	0	-1.3

PASSING	Com	Att.	Int.	Yds.	TD	Long	Sacks
Nick Fitzgerald	18	26	0	155	1	21	0
Keytaon Thompson	1	1	0	4	0	4	0

RECEIVING	No.	Yds.	TD	Long
Donald Gray	6	51	0	21
Gabe Myles	4	30	0	17
Jordan Thomas	3	28	1	10
Jesse Jackson	3	24	0	17
Jamal Couch	1	12	0	12
Dedrick Thomas	1	10	0	10
Osirus Mitchell	1	4	0	4

PUNTING	No.	Yds.	Avg.	Long	I20	TB
Logan Cooke	2	75	37.5	38	1	0

FIELD GOALS	Att.	Made	Long	KICKS
Jace Christmann	1	1	31	made 31

ALL RETURNS	Punts			Kickoffs			Intercepted		
	No.	Yds.	Lg.	No.	Yds.	Lg.	No.	Yds.	Lg.
Donald Gray	1	10	10	1	33	33	0	0	0
Gerri Green	0	0	0	0	0	0	1	84	84
Braxton Hoyett	0	0	0	0	0	0	1	2	2

## Kentucky

RUSHING	Att.	Gain	Lost	Net	TD	Long	Avg.
Stephen Johnson	6	65	11	54	0	23	9.0
Asim Rose	9	30	4	26	0	9	2.9
Sihiem King	5	24	0	24	0	8	4.8
Benny Snell	7	18	0	18	0	5	2.6
Lynn Bowden Jr.	1	0	1	-1	0	0	-1.0
Drew Barker	1	0	6	-6	0	0	-6.0
Blake Bone	0	0	0	0	1	0	0.0

PASSING	Com	Att	Int	Yds	TD	Long	Sacks
Stephen Johnson	13	28	2	117	0	17	2
Drew Barker	1	2	0	28	0	28	1

RECEIVING	No.	Yds.	TD	Long
Garrett Johnson	5	36	0	12
Lynn Bowden Jr.	3	38	0	28
Blake Bone	2	17	0	9
T. Richardson	1	17	0	17
Charles Walker	1	17	0	17
Benny Snell	1	14	0	14
Josh Ali	1	6	0	6

PUNTING	No.	Yds.	Avg.	Long	I20	TB
Matt Panton	7	316	45.1	67	3	0

FIELD GOALS	Att.	Made	Long	KICKS
none				

ALL RETURNS	Punts			Kickoffs			Intercepted		
	No.	Yds.	Lg.	No.	Yds.	Lg.	No.	Yds.	Lg.
Lynn Bowden Jr.	0	0	0	5	112	33	0	0	0
Zach Johnson	0	0	0	1	15	15	0	0	0

## MSU Blows Out Kentucky on Homecoming, 45-7

MSU, playing its first SEC opponent on Homecoming since 1999, avenged its loss to Kentucky a year ago by a score of 45-7 on Saturday in Davis Wade Stadium. **Nick Fitzgerald** had perhaps his most efficient game, completing a career-best 69.2 percent of his passes (18-of-26) and accounting for three touchdowns. He rushed for 115 yards and two scores against a Wildcat run defense that came in ranked 10th nationally allowing only 97.2 yards per game on the ground. Fitzgerald put the Bulldogs up for good when he turned a broken play into a 40-yard touchdown run right before the half. MSU took its first possession of the second half and ate up a season-long 7:53 on the clock before Fitzgerald found **Jordan Thomas** on a 10-yard quick slant touchdown with 7:07 to go in the third quarter. With MSU leading 24-7, backup QB **Keytaon Thompson** got into the scoring act for the first time in his career with rushing touchdowns of 9 and 40 yards in the fourth quarter. **Gerri Green** provided the highlight of the game when he intercepted UK QB Stephen Johnson and returned it 84 yards through traffic for a touchdown. Johnson was pressured all day as MSU racked up three sacks, including 1.5 from **Montez Sweat**. Sweat had a career-best seven tackles and 2.5 tackles for loss. **Mark McLaurin** led all tacklers with 11 and had a forced fumble.

## Scoring

Kentucky	0	7	0	0	-7
Mississippi State	7	10	7	21	-45

1st	07:43	MSU	Nick Fitzgerald 3 yd run (Jace Christmann kick)
2nd	07:13	UK	Blake Bone 0 yd fumble recovery (A. MacGinnis kick)
	03:14	MSU	Jace Christmann 31 yd field goal
	01:05	MSU	Nick Fitzgerald 40 yd run (Jace Christmann kick)
3rd	07:07	MSU	Jordan Thomas 10 yd pass from N.Fitzgerald (Christmann kick)
4th	12:20	MSU	Keytaon Thompson 9 yd run (Jace Christmann kick)
	10:29	MSU	Gerri Green 84 yd interception return (Jace Christmann kick)
	03:56	MSU	Keytaon Thompson 40 yd run (Jace Christmann kick)

## Team Stats

	UK	MSU
FIRST DOWNS	14	25
Rushing	5	16
Passing	8	7
Penalty	1	2
NET YARDS RUSHING	115	282
Rushing Attempts	29	48
Average Per Rush	4.0	5.9
Rushing Touchdowns	1	4
Yards Gained Rushing	137	289
Yards Lost Rushing	22	7
NET YARDS PASSING	145	159
Completions-Attempts-Int	14-30-2	19-27-0
Average Per Attempt	4.8	5.9
Average Per Completion	10.4	8.4
TOTAL OFFENSE YARDS	260	441
Total offense plays	59	75
Average Gain Per Play	4.4	5.9
Fumbles: Number-Lost	1-0	0-0
Penalties: Number-Yards	4-41	5-55
PUNTS-YARDS	7-316	2-75
KICKOFFS-YARDS	2-120	8-508
Punt returns: Number-Yards-TD	0-0-0	1-10-0
Kickoff returns: Number-Yds-TD	6-127-0	1-33-0
Interceptions: Number-Yds-TD	0-0-0	2-86-1
Fumble Returns: Number-Yds-TD	0-0-0	0-0-0
Possession Time	25:11	34:49
Third-Down Conversions	6 of 14	12 of 18
Fourth-Down Conversions	0 of 1	2 of 3
Red-Zone Scores-Chances	0-0	4-4
Sacks By: Number-Yards	0-0	3-17
PAT Kicks	1-1	6-6
Field Goals	0-0	1-1
Points off turnovers	0	14



# GAME 8

MSU 35  
RV/#24 Texas A&M 14

Oct. 28, 2017  
Kyle Field  
College Station, Texas  
96,128

## Mississippi State

RUSHING	Att.	Gain	Lost	Net	TD	Long	Avg.
Nick Fitzgerald	18	114	9	105	1	45	5.8
Aeris Williams	22	75	7	68	0	9	3.1
Nick Gibson	4	43	0	43	1	17	10.8
Kylin Hill	5	13	3	10	0	6	2.0
Dontavian Lee	1	4	0	4	0	4	4.0
TEAM	2	0	2	-2	0	0	-1.0

PASSING	Com	Att.	Int.	Yds.	TD	Long	Sacks
Nick Fitzgerald	12	21	1	141	2	41	2

RECEIVING	No.	Yds.	TD	Long
Jesse Jackson	4	39	0	16
Farrod Green	3	51	0	41
Keith Mixon	1	17	0	17
Nick Gibson	1	12	0	12
Jordan Thomas	1	10	1	10
Donald Gray	1	8	1	8
Justin Johnson	1	4	0	4

PUNTING	No.	Yds.	Avg.	Long	I20	TB
Logan Cooke	5	167	33.4	39	0	0
TEAM	1	39	39.0	39	0	0
Nick Fitzgerald	1	14	14.0	14	0	0

FIELD GOALS	Att.	Made	Long	KICKS
none				

ALL RETURNS	Punts			Kickoffs			Intercepted		
	No.	Yds.	Lg.	No.	Yds.	Lg.	No.	Yds.	Lg.
Donald Gray	2	7	4	0	0	0	0	0	0
Reggie Todd	0	0	0	1	29	29	0	0	0
Lashard Durr	0	0	0	0	0	0	1	20	20
Mark McLaurin	0	0	0	0	0	0	1	3	3
Jamal Peters	0	0	0	0	0	0	1	90	90

## Texas A&M

RUSHING	Att.	Gain	Lost	Net	TD	Long	Avg.
T. Williams	10	36	4	32	0	14	3.2
Kellen Mond	6	42	10	32	0	33	5.3
Keith Ford	8	26	1	25	1	7	3.1
Kendall Bussey	3	12	1	11	0	8	3.7
Nick Starkel	1	0	4	-4	0	0	-4.0

PASSING	Com	Att	Int	Yds	TD	Long	Sacks
Kellen Mond	8	26	2	56	0	18	2
Nick Starkel	8	15	1	133	1	70	1

RECEIVING	No.	Yds.	TD	Long
Christian Kirk	5	33	0	11
Jhamon Ausbon	3	25	0	16
Camron Buckley	2	88	1	70
Kendall Bussey	2	25	0	18
T. Williams	2	7	0	4
Damion Ratley	1	7	0	7
Roshauud Paul	1	4	0	4

PUNTING	No.	Yds.	Avg.	Long	I20	TB
Shane Tripucka	8	350	43.8	52	3	0

FIELD GOALS	Att.	Made	Long	KICKS
none				

ALL RETURNS	Punts			Kickoffs			Intercepted		
	No.	Yds.	Lg.	No.	Yds.	Lg.	No.	Yds.	Lg.
Christian Kirk	1	26	26	3	55	22	0	0	0
D. Capers-Smith	1	3	3	0	0	0	0	0	0
Otaro Alaka	0	0	0	0	0	0	1	0	0

## Bulldogs Stifle No. 24 Texas A&M on Road, 35-14

MSU jumped on No. 24 Texas A&M early and often en route to a 35-14 win at Kyle Field, in what was the largest margin of victory over a ranked team on the road for the Bulldogs since 1942. **Nick Fitzgerald** accounted for 246 yards of total offense and three touchdowns, and he went over 100 yards rushing for the third straight game. Fitzgerald and the Bulldogs set the tone with a flawless drive of 16 plays and 86 yards in a season-long 8:13 that was capped on the QB's 2-yard keeper. In the second quarter, **Mark McLaurin** intercepted a Kellen Mond pass and MSU immediately capitalized. Fitzgerald raced 45 yards for a first down and then found **Donald Gray** for an 8-yard touchdown pass. The Bulldog defense pitched a shutout in the first half and intercepted a season-best three passes. The highlight came when **Jamal Peters** returned an interception 90 yards for a score, halting a potential Aggie scoring drive. **Lashard Durr** also delivered his first career interception. MSU limited A&M to 96 rushing yards and racked up two sacks, including two from **Montez Sweat**. **Johnathan Abram** and **Leo Lewis** led all Bulldog tacklers with eight. It was State's first victory in College Station since 1913 and just the fourth time the two teams have met at Kyle Field since that date.

## Scoring

Mississippi State	7	7	14	7	- 35
Texas A&M	0	0	7	7	- 14

1st	03:34	MSU	Nick Fitzgerald 2 yd run (Jace Christmann kick)
2nd	03:30	MSU	Donald Gray 8 yd pass from Nick Fitzgerald (Christmann kick)
3rd	11:47	MSU	Jordan Thomas 10 yd pass from Nick Fitzgerald (Christmann kick)
	08:20	TAMU	Keith Ford 1 yd run (Daniel LaCamera kick)
	05:00	MSU	Nick Gibson 14 yd run (Jace Christmann kick)
4th	07:23	MS	Jamal Peters 90 yd interception return (Jace Christmann kick)
	05:15	TAMU	Camron Buckley 70 yd pass from Nick Starkel (LaCamera kick)

## Team Stats

	MSU	TAMU
FIRST DOWNS	19	15
Rushing	11	6
Passing	7	7
Penalty	1	2
NET YARDS RUSHING	228	96
Rushing Attempts	52	28
Average Per Rush	4.4	3.4
NET YARDS PASSING	141	189
Completions-Attempts-Int	12-21-1	16-41-3
Average Per Attempt	6.7	4.6
Average Per Completion	11.8	11.8
TOTAL OFFENSE YARDS	369	285
Total offense plays	73	69
Average Gain Per Play	5.1	4.1
Fumbles: Number-Lost	2-0	0-0
Penalties: Number-Yards	5-45	4-30
PUNTS-YARDS	7-220	8-350
KICKOFFS-YARDS	6-388	2-130
Punt returns: Number-Yards-TD	2-7-0	2-29-0
Kickoff returns: Number-Yds-TD	1-29-0	3-55-0
Interceptions: Number-Yds-TD	3-113-1	1-0-0
Fumble Returns: Number-Yds-TD	0-0-0	0-0-0
Possession Time	36:09	23:51
Third-Down Conversions	6 of 14	7 of 17
Fourth-Down Conversions	0 of 0	0 of 1
Red-Zone Scores-Chances	4-4	1-2
Sacks By: Number-Yards	3-13	2-7
PAT Kicks	5-5	2-2
Field Goals	0-0	0-0
Points off turnovers	21	0

# GAME 9

UMass **23**  
#16/21/22 MSU **34**

Nov. 4, 2017  
Davis Wade Stadium  
Starkville, Miss.  
57,374

## Mississippi State

RUSHING	Att.	Gain	Lost	Net	TD	Long	Avg.
Nick Fitzgerald	17	136	1	135	2	30	7.9
Aeris Williams	24	116	2	114	0	20	4.8
Jamal Peters	1	8	0	8	0	8	8.0
Nick Gibson	2	0	1	-1	0	0	-0.5
Team	1	0	2	-2	0	0	-2.0

PASSING	Com	Att	Int	Yds	TD	Long	Sacks
Nick Fitzgerald	14	25	2	139	0	18	0
Reggie Todd	0	1	1	0	0	0	0

RECEIVING	No.	Yds.	TD	Long
Jesse Jackson	4	36	0	16
Jordan Thomas	2	20	0	15
Dedrick Thomas	2	18	0	10
Reggie Todd	2	17	0	15
Osirus Mitchell	1	18	0	18
Justin Johnson	1	12	0	12
Farrod Green	1	9	0	9
Aeris Williams	1	9	0	9

PUNTING	No.	Yds.	Avg.	Long	I20	TB
Logan Cooke	2	87	43.5	45	0	0

FIELD GOALS	Att.	Made	Long	KICKS
Jace Christmann	2	2	28	made 28, 25

ALL RETURNS	Punts			Kickoffs			Intercepted		
	No.	Yds.	Lg.	No.	Yds.	Lg.	No.	Yds.	Lg.
Dedrick Thomas	4	104	83	0	0	0	0	0	0
Reggie Todd	0	0	0	1	34	34	0	0	0
J.T. Gray	0	0	0	0	0	0	1	58	58

## UMass

RUSHING	Att.	Gain	Lost	Net	TD	Long	Avg.
Marquis Young	11	91	0	91	0	66	8.3
Bilal Ally	10	31	9	22	0	15	2.2
Ross Comis	10	31	22	9	0	7	0.9
Andy Isabella	1	5	0	5	0	5	5.0

PASSING	Com	Att.	Int.	Yds.	TD	Long	Sacks
Ross Comis	15	26	1	223	1	69	1
Randall West	0	2	0	0	0	0	0

RECEIVING	No.	Yds.	TD	Long
Andy Isabella	7	158	1	69
Marquis Young	4	44	0	18
Brennon Dingle	1	9	0	9
Adam Breneman	1	7	0	7
Jessie Britt	1	3	0	3
Bilal Ally	1	2	0	2

PUNTING	No.	Yds.	Avg.	Long	I20	TB
Logan Laurent	6	279	46.5	56	2	0

FIELD GOALS	Att.	Made	Long	KICKS
Logan Lauren	3	3	48	made 23, 48, 26

ALL RETURNS	Punts			Kickoffs			Intercepted		
	No.	Yds.	Lg.	No.	Yds.	Lg.	No.	Yds.	Lg.
Jessie Britt	0	0	0	1	13	13	0	0	0
Isaiah Rodgers	0	0	0	0	0	0	2	59	30
Tyler Hayes	0	0	0	0	0	0	1	3	3

## Second-Half Rally Keeps No. 16 MSU Unbeaten At Home, 34-23

After trailing 20-13 at the half, No. 16 Mississippi State outscored UMass, 21-3 in the second half to win its fourth straight, 34-23, on Saturday in Davis Wade Stadium. With the Bulldogs clinging to a four-point lead, **Dedrick Thomas** provided the play of the game, returning a punt 83 yards for a touchdown with 5:00 remaining in the game. Thomas, filling in for an injured **Donald Gray** and **Gabe Myles**, was returning the first punts of his career. It was the fifth-longest return by a Bulldog in school history and longest in 19 years. **Nick Fitzgerald** and **Aeris Williams** went over 100 yards rushing, and Fitzgerald had two rushing scores. J.T. Gray put MSU on the board on UMass' first possession, stepping in front of a pass and returning it 58 yards for a touchdown. It was the third straight game that the Bulldogs recorded a pick-six. After allowing a few big plays in the first half, MSU's defense stepped up in the third and fourth quarters. **Jeffery Simmons** led the Bulldogs with eight tackles, while **Gerri Green** had 1.5 tackles for loss. **Montez Sweat** added a sack. State pounded out 254 yards on the ground in what was the first meeting between the two teams in Starkville.

## Scoring

UMass	3	17	0	3	- 23
Mississippi State	10	3	14	7	- 34

1st	13:42	MSU	J.T. Gray 58 yd interception return (Jace Christmann kick)
	10:32	UMASS	Logan Laurent 23 yd field goal
	05:18	MSU	Jace Christmann 28 yd field goal
2nd	13:06	UMASS	Logan Laurent 48 yd field goal
	12:59	UMASS	Isaiah Rodgers 29 yd interception return (Laurent kick)
	08:49	MSU	Jace Christmann 25 yd field goal
	07:15	UMASS	Andy Isabella 69 yd pass from Ross Comis (Laurent kick)
3rd	12:15	MSU	Nick Fitzgerald 8 yd run (Jace Christmann kick)
	04:46	MSU	Nick Fitzgerald 10 yd run (Jace Christmann kick)
4th	08:18	UMASS	Logan Laurent 26 yd field goal
	05:00	MSU	Dedrick Thomas 83 yd punt return (Jace Christmann kick)

## Team Stats

	UMASS	MSU
FIRST DOWNS	12	21
Rushing	6	13
Passing	6	13
Penalty	3	1
NET YARDS RUSHING	127	254
Rushing Attempts	32	45
Average Per Rush	4.0	5.6
NET YARDS PASSING	223	139
Completions-Attempts-Int	15-28-1	14-26-3
Average Per Attempt	8.0	5.3
Average Per Completion	14.9	9.9
TOTAL OFFENSE YARDS	350	393
Total offense plays	60	71
Average Gain Per Play	5.8	5.5
Fumbles: Number-Lost	3-0	0-0
Penalties: Number-Yards	5-55	5-63
PUNTS-YARDS	6-279	2-87
KICKOFFS-YARDS	6-338	7-446
Punt returns: Number-Yards-TD	0-0-0	4-104-1
Kickoff returns: Number-Yds-TD	1-13-0	1-34-0
Interceptions: Number-Yds-TD	3-62-1	1-58-1
Fumble Returns: Number-Yds-TD	0-0-0	0-0-0
Miscellaneous Yards	0	0
Possession Time	28:35	31:25
Third-Down Conversions	3 of 13	4 of 11
Fourth-Down Conversions	0 of 1	1 of 2
Red-Zone Scores-Chances	2-3	2-4
Sacks By: Number-Yards	0-0	1-10
PAT Kicks	2-2	4-4
Field Goals	3-3	2-2
Points off turnovers	10	7

# GAME 10

#2/1/1 Alabama 31  
#16/18/18 MSU 24

Nov. 11, 2017  
Davis Wade Stadium  
Starkville, Miss.  
61,344

## Mississippi State

RUSHING	Att.	Gain	Lost	Net	TD	Long	Avg.
Aeris Williams	22	98	1	97	2	12	4.4
Nick Fitzgerald	21	81	15	66	1	13	3.1
Kylin Hill	4	7	0	7	0	4	1.8
Nick Gibson	1	4	0	4	0	4	4.0
Team	1	0	2	-2	0	0	-2.0

PASSING	Com	Att	Int	Yds	TD	Long	Sacks
Nick Fitzgerald	14	25	2	139	0	18	0
Reggie Todd	0	1	1	0	0	0	0

RECEIVING	No.	Yds.	TD	Long
Dedrick Thomas	2	30	0	25
Reggie Todd	2	25	0	16
Farrod Green	2	24	0	23
Jordan Thomas	1	24	0	24
Keith Mixon	1	20	0	20
Nick Gibson	1	9	0	9
Aeris Williams	1	9	0	9
Osirus Mitchell	1	8	0	8
Justin Johnson	1	7	0	7
Kylin Hill	1	2	0	2

PUNTING	No.	Yds.	Avg.	Long	I20	TB
Logan Cooke	5	233	46.6	56	2	1

FIELD GOALS	Att.	Made	Long	KICKS
Jace Christmann	1	1	25	made 25

ALL RETURNS	Punts			Kickoffs			Intercepted		
	No.	Yds.	Lg.	No.	Yds.	Lg.	No.	Yds.	Lg.
Dedrick Thomas	2	0	0	0	0	0	0	0	0
Reggie Todd	0	0	0	4	77	29	0	0	0

## Alabama

RUSHING	Att.	Gain	Lost	Net	TD	Long	Avg.
Damien Harris	8	93	0	93	1	48	11.6
Jalen Hurts	19	70	30	40	1	14	2.1
Josh Jacobs	6	36	0	36	1	13	6.0
Bo Scarbrough	5	33	0	33	0	13	6.6

PASSING	Com	Att.	Int.	Yds.	TD	Long	Sacks
Jalen Hurts	10	19	0	242	1	63	5

RECEIVING	No.	Yds.	TD	Long
Calvin Ridley	5	171	0	63
Josh Jacobs	2	18	0	12
DeVonta Smith	1	26	1	26
Cam Sims	1	18	0	18
Hale Hentges	1	9	0	9

PUNTING	No.	Yds.	Avg.	Long	I20	TB
JK Scott	4	174	43.5	52	0	0

FIELD GOALS	Att.	Made	Long	KICKS
Andy Papanastos	1	2	30	made 30, missed 41

ALL RETURNS	Punts			Kickoffs			Intercepted		
	No.	Yds.	Lg.	No.	Yds.	Lg.	No.	Yds.	Lg.
Henry Ruggs III	0	0	0	1	18	18	0	0	0
Xavian Marks	1	-6	0	0	0	0	0	0	0

## Top-Ranked Alabama Escapes in 31-24 Thriller

No. 1 Alabama outscored No. 16 Mississippi State 14-3 in the fourth quarter as Jalen Hurts found DeVonta Smith for a 26-yard touchdown with 0:25 remaining to give the Tide a 31-24 win. One of the most raucous crowds in Davis Wade Stadium history saw the teams trade blows for three quarters. MSU became the first team to rush for three or more touchdowns against the Tide in the Nick Saban era. Two of those came from **Aeris Williams**. The Bulldogs dominated time of possession and kept Alabama's offense off the field for most of the game. **Nick Fitzgerald** orchestrated a 13-play drive that ate up 6:30 in the third quarter. His 2-yard score, running over a linebacker, put MSU up 21-17 with 6:03 left in the third. The Bulldogs then forced an Alabama punt and **Jace Christmann** connected for a 25-yard field goal with 14:13 to go. That's when the Tide made its move. After tying the game at 24 all, MSU went three-and-out but managed to stay alive when Alabama missed a 41-yard field goal off the left upright with 2:03 to go. The Bulldogs went three and out again before the tandem of Hurts and Calvin Ridley marched down the field. MSU had two final Hail Mary attempts, one that was called for pass interference and one that was thrown out of the endzone to end the game. **Mark McLaurin** was the Bulldogs' leading tackler with 11, including 1.5 sacks.

## Scoring

Alabama	7	7	3	14	- 31
Mississippi State	7	7	7	3	- 24

1st	03:37	MSU	Aeris Williams 11 yd run (Jace Christmann kick)
	01:43	UA	Jalen Hurts 1 yd run (Andy Papanastos kick)
2nd	10:39	MSU	Aeris Williams 5 yd run (Jace Christmann kick)
	09:26	UA	Josh Jacobs 1 yd run (Andy Papanastos kick)
3rd	12:41	UA	Andy Papanastos 30 yd field goal
	06:03	MSU	Nick Fitzgerald 2 yd run (Jace Christmann kick)
4th	14:13	MSU	Jace Christmann 25 yd field goal
	09:49	UA	Damien Harris 14 yd run (Andy Papanastos kick)
	00:25	UA	DeVonta Smith 26 yd pass from Jalen Hurts (Papanastos kick)

## Team Stats

	BAMA	MSU
FIRST DOWNS	19	22
Rushing	11	10
Passing	7	9
Penalty	1	3
NET YARDS RUSHING	202	172
Rushing Attempts	38	49
Average Per Rush	5.3	3.5
NET YARDS PASSING	242	158
Completions-Attempts-Int	10-19-0	13-24-0
Average Per Attempt	12.7	6.6
Average Per Completion	24.2	12.2
TOTAL OFFENSE YARDS	444	330
Total offense plays	57	73
Average Gain Per Play	7.8	4.5
Fumbles: Number-Lost	1-0	0-0
Penalties: Number-Yards	5-60	4-30
PUNTS-YARDS	4-174	5-233
KICKOFFS-YARDS	6-349	5-325
Punt returns: Number-Yards-TD	1(-6)-0	2-0-0
Kickoff returns: Number-Yds-TD	1-18-0	4-77-0
Interceptions: Number-Yds-TD	0-0-0	0-0-0
Fumble Returns: Number-Yds-TD	0-0-0	0-0-0
Miscellaneous Yards	0	0
Possession Time	21:04	38:56
Third-Down Conversions	3 of 10	8 of 15
Fourth-Down Conversions	1 of 1	0 of 0
Red-Zone Scores-Chances	4-5	4-4
Sacks By: Number-Yards	1-10	5-22
PAT Kicks	4-4	3-3
Field Goals	1-2	1-1
Points off turnovers	0	0



# GAME 11

#16/17/19 MSU 28  
Arkansas 21

Nov. 18, 2017  
DWR Razorback Stadium  
Fayetteville, Ark.  
64,153

## Mississippi State

RUSHING	Att.	Gain	Lost	Net	TD	Long	Avg.
Nick Fitzgerald	22	122	21	101	1	25	4.6
Aeris Williams	19	73	2	71	1	11	3.7
Kylin Hill	3	15	0	15	0	9	5.0
Jesse Jackson	1	7	0	7	0	7	7.0
Dontavian Lee	1	5	0	5	0	5	5.0
Keytaon Thompson	1	1	0	1	0	1	1.0
Nick Gibson	1	0	5	-5	0	0	-5.0

PASSING	Com	Att.	Int.	Yds.	TD	Long	Sacks
Nick Fitzgerald	12	23	0	153	2	37	2

RECEIVING	No.	Yds.	TD	Long
Reggie Todd	3	50	1	37
Aeris Williams	2	27	0	19
Kylin Hill	2	26	0	17
Jesse Jackson	2	19	0	17
Jordan Thomas	1	13	0	13
Osirus Mitchell	1	12	0	12
Dedrick Thomas	1	6	1	6

PUNTING	No.	Yds.	Avg.	Long	I20	TB
Logan Cooke	5	190	38.0	51	2	0

FIELD GOALS	Att.	Made	Long	KICKS
Jace Christmann	1	0	n/a	missed 46

ALL RETURNS	Punts			Kickoffs			Intercepted		
	No.	Yds.	Lg.	No.	Yds.	Lg.	No.	Yds.	Lg.
Reggie Todd	0	0	0	3	21	15	0	0	0
TEAM	1	-6	0	0	0	0	0	0	0

## Arkansas

RUSHING	Att.	Gain	Lost	Net	TD	Long	Avg.
David Williams	8	75	0	75	1	13	9.4
Devwah Whaley	12	23	2	21	1	7	1.8
Deon Stewart	1	8	0	8	0	8	8.0
Jordan Jones	1	7	0	7	0	7	7.0
Jonathan Nance	1	1	0	1	0	1	1.0
Austin Allen	6	22	21	1	0	11	0.2
T.J. Hammonds	3	0	1	-1	0	0	-0.3
Ty Storey	1	0	5	-5	0	0	-5.0
TEAM	1	0	10	-10	0	0	-10.0

PASSING	Com	Att	Int	Yds	TD	Long	Sacks
Austin Allen	12	18	0	124	0	24	4

RECEIVING	No.	Yds.	TD	Long
Deon Stewart	2	39	0	24
Jordan Jones	2	20	0	11
Hayden Johnson	2	9	0	9
Jonathan Nance	1	22	0	22
K. Jackson	1	11	0	11
Jeremy Patton	1	10	0	10
T.J. Hammonds	1	4	0	4
David Williams	1	-1	0	0
C. O'Grady	1	-6	0	2
L. Pettway	0	19	0	0
Devwah Whaley	0	4	0	0
Johnny Gibson	0	-7	0	0

PUNTING	No.	Yds.	Avg.	Long	I20	TB
Blake Johnson	6	219	36.5	44	2	0

FIELD GOALS	Att.	Made	Long	KICKS
n/a				

ALL RETURNS	Punts			Kickoffs			Intercepted		
	No.	Yds.	Lg.	No.	Yds.	Lg.	No.	Yds.	Lg.
Deon Stewart	0	0	0	1	12	12	0	0	0
Hayden Johnson	0	0	0	1	7	7	0	0	0
De'Vion Warren	0	0	0	1	20	20	0	0	0

## Fitzgerald's Fourth-Quarter Comeback Lifts MSU, 28-21

Nick Fitzgerald recorded the largest fourth quarter comeback of his career, throwing two touchdowns in the final four minutes, including the 6-yard game-winner to **Dedrick Thomas** with 0:17 remaining as Mississippi State beat Arkansas, 28-21, in dramatic fashion on a blustery day in Razorback Stadium. State trailed 14-0 off the bat as Arkansas capitalized on two turnovers. The game was tied at 14 all at the half and the Razorbacks took the lead into the fourth quarter. Fitzgerald engineered a 6-play, 55-yard drive and capped it when he found Reggie Todd for his first career touchdown on a 37-yard throw with 3:57 left in the game. That tied the score. After a defensive stop, Fitzgerald did it with his feet and his arm and found Thomas for the game-winner. Fitzgerald finished with his sixth 100-yard rushing game of the season.

## Scoring

Mississippi State	0	14	0	14	-28
Arkansas	14	0	7	0	-21

1st	12:46	ARK	David Williams 3 yd run (Connor Limpert kick)
	07:26	ARK	Briston Guidry 0 yd fumble recovery (Connor Limpert kick)
2nd	05:17	MSU	Nick Fitzgerald 18 yd run (Jace Christmann kick)
	02:18	MSU	Aeris Williams 8 yd run (Jace Christmann kick)
3rd	04:35	ARK	Devwah Whaley 1 yd run (Connor Limpert kick)
4th	03:57	MSU	Reggie Todd 37 yd pass from Nick Fitzgerald (Christmann kick)
	00:17	MSU	Dedrick Thomas 6 yd pass from Fitzgerald (Christmann kick)

## Team Stats

	ARK	MSU
FIRST DOWNS	19	12
Rushing	13	3
Passing	6	7
Penalty	0	2
NET YARDS RUSHING	195	97
Rushing Attempts	48	34
Average Per Rush	4.1	2.9
NET YARDS PASSING	153	124
Completions-Attempts-Int	12-23-0	12-18-0
Average Per Attempt	6.7	6.9
Average Per Completion	12.8	10.3
TOTAL OFFENSE YARDS	348	221
Total Offense plays	71	52
Average Gain Per Play	4.9	4.2
Fumbles: Number-Lost	4-2	3-1
Penalties: Number-Yards	4-47	4-35
PUNTS-YARDS	5-190	6-219
KICKOFFS-YARDS	5-186	4-225
Punt returns: Number-Yards-TD	1-(-6)-0	0-0-0
Kickoff returns: Number-Yds-TD	3-21-0	3-39-0
Interceptions: Number-Yds-TD	0-0-0	0-0-0
Fumble Returns: Number-Yds-TD	0-0-0	0-0-1
Possession Time	33:31	26:29
Third-Down Conversions	8 of 17	3 of 11
Fourth-Down Conversions	2 of 3	0 of 2
Red-Zone Scores-Chances	3-3	2-2
Sacks By: Number-Yards	4-21	2-15
PAT Kicks	4-4	3-3
Field Goals	0-1	0-0
Points off turnovers	0	14

# GAME 12

Ole Miss **31**  
#14/16/17 MSU **28**

Nov. 23, 2017  
Davis Wade Stadium  
Starkville, Miss.  
59,345

## Mississippi State

RUSHING	Att.	Gain	Lost	Net	TD	Long	Avg.
Keytaon Thompson	26	151	30	121	1	32	4.7
Kylin Hill	13	83	1	82	1	30	6.3
Aeris Williams	20	84	9	75	0	12	3.8
Nick Fitzgerald	3	16	0	16	0	8	5.3

PASSING	Com	Att	Int	Yds	TD	Long	Sacks
Keytaon Thompson	13	27	1	195	1	32	3
Nick Fitzgerald	1	5	1	12	0	12	0

RECEIVING	No.	Yds.	TD	Long
Jordan Thomas	4	65	0	24
Dedrick Thomas	4	33	1	15
Jesse Jackson	2	45	0	32
Jamal Couch	2	37	0	21
Aeris Williams	1	20	0	20
Justin Johnson	1	7	0	7

PUNTING	No.	Yds.	Avg.	Long	I20	TB
Logan Cooke	4	149	37.2	44	2	0

FIELD GOALS	Att.	Made	Long	KICKS
Jae Christmann	2	2	44	made 44, 37

	Punts			Kickoffs			Intercepted		
ALL RETURNS	No.	Yds.	Lg.	No.	Yds.	Lg.	No.	Yds.	Lg.
Dedrick Thomas	0	0	0	1	19	19	0	0	0
Reggie Todd	0	0	0	4	84	24	0	0	0
Mark McLaurin	0	0	0	0	0	0	1	8	8
Jeffery Simmons	1	13	0	0	0	0	0	0	0
Braxton Hoyett	0	4	4	0	0	0	0	0	0

## Ole Miss

RUSHING	Att.	Gain	Lost	Net	TD	Long	Avg.
Jordan Wilkins	14	113	3	110	2	46	7.9
Eric Swinney	5	10	1	9	0	5	1.8
Team	2	0	3	-3	0	0	-1.5
Jordan Ta'amu	11	35	43	-8	0	19	-0.7

PASSING	Com	Att.	Int.	Yds.	TD	Long	Sacks
Jordan Ta'amu	10	22	1	247	2	77	4

RECEIVING	No.	Yds.	TD	Long
A.J. Brown	6	167	1	77
D.K. Metcalf	2	67	1	63
DaMarkus Lodge	1	8	0	8
Dawson Knox	1	5	0	5

PUNTING	No.	Yds.	Avg.	Long	I20	TB
Will Gleeson	7	269	38.4	44	3	0

FIELD GOALS	Att.	Made	Long	KICKS
Gary Wunderlich	1	1	33	made 33

	Punts			Kickoffs			Intercepted		
ALL RETURNS	No.	Yds.	Lg.	No.	Yds.	Lg.	No.	Yds.	Lg.
Myles Hartsfield	0	0	0	0	0	0	1	15	15
C.J. Moore	0	0	0	0	0	0	1	48	48

## Injuries, Turnovers Plague No. 14 MSU in 31-28 Egg Bowl Loss

MSU quarterback **Nick Fitzgerald** fractured his right ankle with MSU trailing 7-0 with 9:13 remaining in the first quarter, and five turnovers proved to be costly for the Bulldogs in a 31-28 loss to Ole Miss on a cold Thanksgiving night in Davis Wade Stadium. Fitzgerald was carted off the field and then spelled by true freshman **Keytaon Thompson**, who registered his first career 100-yard rushing game. Thompson ran for a score and threw for a score. MSU outgained the Rebels 501-355 on the night. The Bulldogs nearly rallied from a 31-13 fourth-quarter deficit by scoring 22 points in the final period. True freshman **Kylin Hill** produced his longest rushing touchdown of the year, a 30-yarder, with 4:58 to play to cut the deficit to 31-21. MSU then forced a three-and-out, and Thompson capped an 8-play, 62-yard drive with a 1-yard score with 1:05 to go. With the Bulldogs trailing 31-28, the Rebels recovered MSU's on-side kick attempt and then ran out the clock. It marked the first time since 2013 that the Egg Bowl returned to Thanksgiving Night in primetime on ESPN. **Johnathan Abram** led MSU with eight tackles. True freshman **Erroll Thompson** had five tackles and 1.5 sacks, while **Mark McLaurin** registered an interception. The Bulldogs were also without the services of two of its captains to injury - top linebacker **Dez Harris** and top wide receiver **Donald Gray**.

## Scoring

Ole Miss	7	3	14	7	-31
Mississippi State	0	6	0	22	-28

1st	14:21	OM	Jordan Wilkins 22 yd run (Gary Wunderlich kick)
2nd	10:40	OM	Gary Wunderlich 33 yd field goal
2nd	06:23	MSU	Jace Christmann 44 yd field goal
2nd	00:00	MSU	Jace Christmann 37 yd field goal
3rd	07:13	OM	A.J. Brown 77 yd pass from Jordan Ta'amu (Wunderlich kick)
	02:15	OM	D.K. Metcalf 63 yd pass from Jordan Ta'amu (Wunderlich kick)
4th	09:16	MSU	Dedrick Thomas 15 yd pass from K. Thompson (Christmann kick)
	08:23	OM	Jordan Wilkins 46 yd run (Gary Wunderlich kick)
	04:58	MSU	Kylin Hill 30 yd run (Keytaon Thompson rush)
	01:05	MSU	Keytaon Thompson 1 yd run (Jace Christmann kick)

## Team Stats

	OM	MSU
FIRST DOWNS	11	27
Rushing	6	16
Passing	4	9
Penalty	1	2
NET YARDS RUSHING	108	294
Rushing Attempts	32	62
Average Per Rush	3.4	4.7
NET YARDS PASSING	247	207
Completions-Attempts-Int	10-22-1	14-32-2
Average Per Attempt	11.2	6.5
Average Per Completion	24.7	14.8
TOTAL OFFENSE YARDS	355	501
Total offense plays	54	94
Average Gain Per Play	6.6	5.3
Fumbles: Number-Lost	1-1	3-3
Penalties: Number-Yards	13-121	9-88
PUNTS-YARDS	8-269	4-149
KICKOFFS-YARDS	6-340	2-130
Punt returns: Number-Yards-TD	0-0-0	1-17-0
Kickoff returns: Number-Yds-TD	0-0-0	5-103-0
Interceptions: Number-Yds-TD	2-63-0	1-8-0
Fumble Returns: Number-Yds-TD	0-0-0	0-0-0
Possession Time	22:30	37:30
Third-Down Conversions	2 of 12	7 of 19
Fourth-Down Conversions	0 of 0	2 of 4
Red-Zone Scores-Chances	1-1	4-5
Sacks By: Number-Yards	3-22	4-36
PAT Kicks	4-4	2-2
Field Goals	1-1	2-2
Points off turnovers	10	10

# 2017 MISSISSIPPI STATE ROSTER

No.	Name	Pos.	Ht.	Wt.	Cl.	Exp.	Hometown (Previous School)
1	Brandon Bryant	DB	6-0	215	Jr.	2L	Tunica, Miss. (Rosa Fort)
2	Logan Burnett	ATH	6-2	186	RFr.	RS	Pelham, Ala. (Bessemer Academy)
2	Jamal Peters	DB	6-2	218	Jr.	2L	Bassfield, Miss. (Bassfield)
3	Traver Jung	LB	6-4	226	Sr.	1L	Greenville, Miss. (Holmes CC)
4	Gerri Green	LB/DE	6-4	250	Jr.	2L	Greenville, Miss. (Greenville Weston)
5	Gabe Myles	WR	6-0	195	Sr.	3L	Starkville, Miss. (Starkville)
6	Willie Gay Jr.	LB	6-2	230	Fr.	HS	Starkville, Miss. (Starkville)
6	Donald Gray	WR	5-10	200	Sr.	2L	Memphis, Tenn. (Copiah-Lincoln CC)
7	Tolando Cleveland	DB	6-0	194	Sr.	3L	Powder Springs, Ga. (Hillgrove)
7	Nick Fitzgerald	QB	6-5	230	Jr.	2L	Richmond Hill, Ga. (Richmond Hill)
8	Kylin Hill	RB	5-11	212	Fr.	HS	Columbus, Miss. (Columbus)
9	Malik Dear	WR	5-9	224	Jr.	2L	Jackson, Miss. (Murrah)
9	Rip Kirk	ATH	6-3	252	Jr.	JC	Hattiesburg, Miss. (Itawamba CC)
9	Montez Sweat	LB/DE	6-6	240	Jr.	JC	Stone Mountain, Ga. (Copiah-Lincoln CC)
10	Leo Lewis	LB	6-2	235	So.	1L	Brookhaven, Miss. (Brookhaven)
10	Keytaon Thompson	QB	6-4	222	Fr.	HS	New Orleans, La. (Landry-Walker)
11	Dez Harris	LB	6-4	243	Sr.	3L	Bessemer, Ala. (McAdory)
12	J.T. Gray	DB	6-0	202	Sr.	3L	Clarksdale, Miss. (Clarksdale)
13	Cameron Dantzler	DB	6-2	175	RFr.	RS	Hammond, La. (St. Thomas Aquinas)
13	Braden Smith	ATH	5-10	175	Fr.	HS	Flowood, Miss. (Northwest Rankin)
14	Mitch Hood	ATH	6-3	205	Jr.	JC	Sonoma, Calif. (Santa Rosa [Calif.] JC)
16	Korey Charles	DB	5-10	179	RFr.	RS	Miami, Fla. (North Florida Christian)
16	Kareem Vance Jr.	ATH	6-4	195	Sr.	SQ	Charleston, Miss. (Olive Branch)
17	Jamal Couch	WR	6-4	227	So.	1L	Phenix City, Ala. (Central)
18	Deddrick Thomas	WR	5-9	187	So.	1L	Memphis, Tenn. (Memphis Central)
19	Travis O'Connor	ATH	6-1	205	Fr.	RS	Kenner, La. (John Curtis)
20	Taury Dixon	ATH	5-9	165	So.	JC	Madison, Miss. (East Mississippi CC)
20	Reggie Todd	WR	6-4	204	RFr.	RS	Mobile, Ala. (Blount)
21	Nick Gibson	RB	5-11	211	So.	1L	Birmingham, Ala. (Pinson Valley)
22	Blake Armour	ATH	5-11	193	Fr.	HS	Brighton, Tenn. (Brighton)
22	Aeris Williams	RB	6-1	217	Jr.	2L	West Point, Miss. (West Point)
23	Raymond Freeman	ATH	6-1	218	Fr.	HS	Cantonment, Fla. (J.M. Tate Senior)
23	Keith Mixon	WR	5-8	187	So.	1L	Birmingham, Ala. (Shades Valley)
23	Allen Perkins	ATH	6-0	208	So.	SQ	Pelham, Ala. (Oak Mountain)
24	Chris Rayford	DB	6-0	202	Jr.	2L	Byhalia, Miss. (Byhalia)
25	Lashard Durr	DB	5-11	195	Sr.	1L	Gulfport, Miss. (Copiah-Lincoln CC)
26	Jordan Lawless	K	6-0	173	So.	JC	Lindale, Texas (Tyler [Texas] JC)
26	Alec Murphy	RB	6-0	230	So.	SQ	Nixa, Mo. (Nixa)
27	Kody Schexnayder	P	5-10	203	So.	1L	River Ridge, La. (John Curtis)
28	Jaquarius Landrews	DB	6-0	195	Jr.	JC	Summit, Miss. (Copiah-Lincoln CC)
28	Dontavian Lee	RB	6-1	235	Jr.	2L	Hattiesburg, Miss. (Forrest County Agricultural)
28	Tristan Pisacane	ATH	5-9	180	Fr.	RS	Franklin, Tenn. (Centennial)
29	C.J. Morgan	DB	6-0	202	RFr.	RS	Bossier City, La. (Parkway)
30	Dan Mills	K	6-0	175	Fr.	HS	Canton, Ohio (Central Catholic)
31	Maurice Smitherman	DB	5-10	191	So.	1L	Adamsville, Ala. (Minor)
32	Brian Cole	DB	6-2	210	Jr.	JC	Saginaw, Mich. (East. Mississippi CC)
33	Tyler Williams	DB	6-2	180	Fr.	HS	Oxford, Miss. (Lafayette)
34	Cory Thomas	DL	6-5	303	Jr.	2L	Bessemer, Ala. (McAdory)
35	Landon Guidry	DB	6-0	189	Fr.	HS	Spring Hill, Tenn. (Independence)
37	Bennie Braswell III	ATH	5-9	176	Sr.	SQ	Olive Branch, Miss. (Olive Branch)
37	Brad Wall	K	5-8	170	So.	1L	Ocean Springs, Miss. (Ocean Springs)
38	Johnathan Abram	DB	6-0	210	Jr.	JC	Columbia, Miss. (Jones County JC)
39	Nathan Swanson	ATH	6-5	220	RFr.	RS	Norcross, Ga. (Norcross)
40	Wyatt Powell	ATH	5-9	192	So.	SQ	Ridgeland, Miss. (Jackson Academy)
40	Erroll Thompson	LB	6-1	250	RFr.	RS	Florence, Ala. (Florence)
41	Mark McLaurin	DB	6-2	215	Jr.	2L	Collins, Miss. (Collins)
42	Tucker Day	K/P	6-0	206	Fr.	HS	Brentwood, Tenn. (Brentwood)
42	Marquiss Spencer	LB	6-4	275	So.	1L	Greenwood, Miss. (Greenwood)
43	Fletcher Adams	DL	6-2	270	So.	1L	Brandon, Miss. (Brandon)
43	Logan Cooke	P/K	6-5	230	Sr.	3L	Darbun, Miss. (Columbia Academy)
44	Aadreekis Conner	ATH	6-2	200	Fr.	HS	Port Gibson, Miss. (Port Gibson)
45	Josiah Phillips	LB	6-4	241	Jr.	SQ	Starkville, Miss. (Home School)
46	Aaron Odom	DL	6-2	265	Fr.	HS	Jackson, Miss. (Callaway)



No.	Name	Pos.	Ht.	Wt.	Cl.	Exp.	Hometown (Previous School)
47	Jace Christmann	K	6-0	195	RFr.	RS	Houston, Texas (Memorial)
48	Chris Redmon	ATH	6-0	230	RFr.	RS	Fayetteville, Ark. (Fayetteville)
49	Stephen Adegoke	ATH	6-0	214	Jr.	RS	Snellville, Ga. (San Diego Mesa College)
50	Tim Washington	LB	6-3	225	So.	1L	Yazoo City, Miss. (Yazoo City)
51	R.J. Jennings	ATH	6-0	246	Fr.	HS	Birmingham, Ala. (Briarwood Christian)
51	Stewart Reese	OL	6-5	333	RFr.	RS	Fort Pierce, Fla. (Fort Pierce Central)
52	Kobe Jones	DL	6-4	275	RFr.	RS	Starkville, Miss. (Starkville)
53	Hunter Bradley	SN	6-3	240	Sr.	2L	Collierville, Tenn. (Collierville)
54	Cameron Miller	ATH	6-0	216	RFr.	RS	Odessa, Fla. (Sickles)
54	Blake Mitchell	ATH	6-0	310	RFr.	RS	Brentwood, Tenn. (Ensworth)
55	Martinas Rankin	OL	6-5	315	Sr.	1L	Mendenhall, Miss. (Miss. Gulf Coast CC)
56	Dareuan Parker	OL	6-4	320	RFr.	RS	Olive Branch, Miss. (DeSoto Central)
58	Tyler Dunning	LB	6-1	255	Fr.	HS	Fort Lauderdale, Fla. (St. Thomas Aquinas)
58	Greg Eiland	OL	6-8	330	RFr.	RS	Philadelphia, Miss. (Philadelphia)
61	Deion Calhoun	OL	6-3	315	Jr.	2L	Pleasant Grove, Ala. (Restoration Academy)
63	Cordavien Suggs	OL	6-6	300	Fr.	HS	Jackson, Miss. (Fletcher)
65	Brett Armour	ATH	6-1	281	So.	SQ	Brighton, Tenn. (Brighton)
66	Joel Baldwin	SN	6-3	215	Jr.	SQ	Tupelo, Miss. (Tupelo)
67	Michael Story	OL	6-4	305	So.	1L	Ripley, Miss. (Ripley)
68	Harry Parker	ATH	6-5	246	Fr.	HS	Mobile, Ala. (UMS-Wright Prep School)
70	Tommy Champion	OL	6-5	319	Jr.	JC	Jackson, Miss. (Copiah-Lincoln CC)
72	Ronald Cochran	OL	6-4	316	Jr.	SQ	Olive Branch, Miss. (Olive Branch)
73	Darryl Williams	OL	6-2	305	So.	SQ	Bessemer, Ala. (Bessemer City)
74	Elgton Jenkins	OL	6-4	313	Jr.	2L	Clarksdale, Miss. (Clarksdale)
75	Harrison Moon	OL	6-5	290	So.	1L	Chattanooga, Tenn. (Signal Mountain)
78	Tyre Phillips	OL	6-5	335	Jr.	JC	Grenada, Miss. (East Mississippi CC)
79	Evans Wilkerson	OL	6-5	315	So.	SQ	Ridgeland, Miss. (Jackson Academy)
80	Christian Roberson	TE	6-5	241	RFr.	RS	Atlanta, Ga. (McEachern)
81	Justin Johnson	TE	6-3	247	Jr.	2L	Birmingham, Ala. (Hoover)
82	Farrod Green	TE	6-3	246	So.	1L	Wesson, Miss. (Wesson Attendance Center)
83	Jordan Thomas	TE	6-5	280	Sr.	1L	Sumrall, Miss. (East Central CC)
84	Dontea Jones	TE	6-4	222	RFr.	RS	McCool, Miss. (Jireh (N.C.) Prep)
85	Austin Williams	WR	6-3	205	Fr.	HS	Ocean Springs, Miss. (Ocean Springs)
86	Jesse Jackson	WR	6-2	210	Jr.	2L	Petal, Miss. (Petal)
87	Osirus Mitchell	WR	6-4	207	RFr.	RS	Sarasota, Fla. (Booker)
88	Aaron Hamaker	TE	6-4	280	Jr.	SQ	Little Rock, Ark. (Catholic)
89	Powers Warren	TE	6-3	235	Fr.	HS	Minnetonka, Minn. (Minnetonka Senior)
90	Grant Harris	DL	6-3	285	Jr.	SQ	Bolton, Miss. (Clinton)
91	James Jackson	DL	6-3	335	Fr.	HS	Pascagoula, Miss. (Pascagoula)
92	Kendell Jones	DL	6-4	281	So.	SQ	Pinson, Ala. (Clay-Chalkville)
94	Jeffery Simmons	DL	6-4	301	So.	1L	Macon, Miss. (Noxubee County)
95	Braxton Hoyett	DL	6-3	304	Jr.	1L	Pelham, Ala. (Pelham)
96	Tre Brown	DL	6-4	305	Jr.	RS	Ackerman, Miss. (Copiah-Lincoln CC)
97	Lee Autry	DL	6-2	312	Jr.	JC	Albemarle, N.C. (Itawamba CC)

## PRONUNCIATION GUIDE

3	Traver Jung	TREV-er
4	Gerri Green	GAIR-ee
9	Malik Dear	muh-LEEK
10	Keytaon Thompson	KEY-tahn
18	Dedrick Thomas	rhymes with Ted
22	Aeris Williams	AIR-us
27	Kody Schexnayder	SHEX-nye-dur
40	Erroll Thompson	Air-uhl
47	Jace Christmann	Christ-man
55	Martinas Rankin	Mahr-TEE-nuhs
56	Daruean Parker	Dair-ee-uhn
58	Greg Eiland	rhymes with island
74	Elgton Jenkins	EL-tuhn (silent g)
80	Christian Roberson	ROH-ber-suhn
82	Farrod Green	FUH-rahd
87	Osirus Mitchell	O-sye-rus
88	Aaron Hamaker	HAM-uh-kuhr

**Mississippi State Football**  
**Mississippi State Combined Team Statistics (as of Nov 23, 2017)**  
**All games**

Date	Opponent	Score	Att.
Sep 02, 2017	CHARLESTON SOUTHERN	W 49-0	54215
Sep 09, 2017	at LATECH	W 57-21	28100
* Sep 16, 2017	#11 LSU	W 37-7	60596
* Sep 23, 2017	at #11 Georgia	L 3-31	92746
* Sep 30, 2017	at #13 Auburn	L 10-49	86901
Oct 14, 2017	BYU	W 35-10	54866
* Oct 21, 2017	KENTUCKY	W 45-7	58963
* Oct 28, 2017	at #24 Texas A&M	W 35-14	96128
Nov 03, 2017	UMASS	W 34-23	57374
* Nov 11, 2017	#2 ALABAMA	L 24-31	61344
* Nov 18, 2017	at Arkansas	W 28-21	64153
* Nov 23, 2017	OLE MISS	L 28-31	59345

Rushing	gp	att	gain	loss	net	avg	td	lg	avg/g
Aeris Williams	12	224	1047	28	1019	4.5	5	59	84.9
Nick Fitzgerald	12	162	1041	57	984	6.1	14	45	82.0
Kylin Hill	12	70	371	7	364	5.2	2	30	30.3
Keytaon Thompson	9	48	336	37	299	6.2	3	40	33.2
Nick Gibson	12	39	241	15	226	5.8	1	39	18.8
Dontavian Lee	12	16	66	2	64	4.0	1	9	5.3
Keith Mixon	8	2	13	0	13	6.5	0	11	1.6
Alec Murphy	7	2	9	0	9	4.5	0	6	1.3
Dedrick Thomas	12	2	8	0	8	4.0	0	7	0.7
Jamal Peters	12	1	8	0	8	8.0	0	8	0.7
Jesse Jackson	12	1	7	0	7	7.0	0	7	0.6
B. Braswell	1	1	4	0	4	4.0	0	4	4.0
Logan Cooke	12	1	3	0	3	3.0	0	3	0.2
Total	12	579	3154	159	2995	5.2	26	59	249.6
Opponents	12	409	1961	437	1524	3.7	17	67	127.0

Passing	gp	effic	comp-att-int	pct	yds	td	lg	avg/g
Nick Fitzgerald	12	117.55	159-286-11	55.6	1782	15	62	148.5
Keytaon Thompson	9	103.31	21-46-1	45.7	261	2	32	29.0
Reggie Todd	12	-200.00	0-1-1	0.0	0	0	0	0.0
Total	12	114.63	180-333-13	54.1	2043	17	62	170.2
Opponents	12	120.82	146-282-9	51.8	2100	11	77	175.0

Receiving	gp	no.	yds	avg	td	lg	avg/g
Jesse Jackson	12	24	238	9.9	0	32	19.8
Donald Gray	8	24	214	8.9	3	24	26.8
Dedrick Thomas	12	20	234	11.7	4	25	19.5
Jordan Thomas	12	20	227	11.4	3	24	18.9
Keith Mixon	8	18	275	15.3	1	45	34.4
Aeris Williams	12	16	142	8.9	0	28	11.8
Reggie Todd	12	12	128	10.7	1	37	10.7
Farrod Green	12	9	174	19.3	0	62	14.5
Gabe Myles	5	9	90	10.0	2	21	18.0
Jamal Couch	12	8	163	20.4	2	32	13.6
Justin Johnson	12	8	44	5.5	1	12	3.7
Osirus Mitchell	9	5	51	10.2	0	18	5.7
Kylin Hill	12	4	38	9.5	0	17	3.2
Nick Gibson	12	3	25	8.3	0	12	2.1
Total	12	180	2043	11.4	17	62	170.2
Opponents	12	146	2100	14.4	11	77	175.0

Field Goals	fg	pct.	01-19	20-29	30-39	40-49	50-99	lg	blk
Tucker Day	2-4	50.0	0-0	0-0	1-2	1-2	0-0	40	0
Christmann,Jace	11-12	91.7	0-0	5-5	3-3	3-4	0-0	45	0

Scoring	td	fg	PAT				dxp	saf	pts
			kick	rush	rcv	pass			
Nick Fitzgerald	14	-	-	-	-	-	-	-	84
Jace Christmann	-	11-12	38-38	-	-	-	-	-	71
Aeris Williams	5	-	-	-	-	-	-	-	30
Dedrick Thomas	5	-	-	-	-	-	-	-	30
Keytaon Thompson	3	-	-	1-1	-	-	-	-	20
Donald Gray	3	-	-	-	-	-	-	-	18
Jordan Thomas	3	-	-	-	-	-	-	-	18
Tucker Day	-	2-4	8-10	-	-	-	-	-	14
Kylin Hill	2	-	-	-	-	-	-	-	12
Gabe Myles	2	-	-	-	-	-	-	-	12
Jeffery Simmons	2	-	-	-	-	-	-	-	12
Jamal Couch	2	-	-	-	-	-	-	-	12
Reggie Todd	1	-	-	-	-	-	-	-	6
Keith Mixon	1	-	-	-	-	-	-	-	6
Justin Johnson	1	-	-	-	-	-	-	-	6
Total	49	13-16	46-48	1-1	-	-	-	2	385
Opponents	31	9-11	30-31	-	-	-	-	1	245

Record:	Overall	Home	Away	Neutral
All games	8-4	5-2	3-2	0-0
Conference	4-4	2-2	2-2	0-0
Non-Conference	4-0	3-0	1-0	0-0

Team Statistics	MS	OPP
FIRST DOWNS	276	155
Rushing	164	73
Passing	95	63
Penalty	17	19
RUSHING YARDAGE	2995	1524
Rushing Attempts	579	409
Average Per Rush	5.2	3.7
Average Per Game	249.6	127.0
TDs Rushing	26	17
PASSING YARDAGE	2043	2100
Comp-Att-Int	180-333-13	146-282-9
Average Per Pass	6.1	7.4
Average Per Catch	11.4	14.4
Average Per Game	170.2	175.0
TDs Passing	17	11
TOTAL OFFENSE	5038	3624
Average Per Play	5.5	5.2
Average Per Game	419.8	302.0
KICK RETURNS: #-Yards	23-463	26-470
PUNT RETURNS: #-Yards	21-220	8-34
INT RETURNS: #-Yards	9-327	13-365
FUMBLES-LOST	11-6	21-8
PENALTIES-Yards	69-610	59-584
PUNTS-AVG	51-41.9	80-40.9
TIME OF POSSESSION/Game	33:42	26:18
3RD-DOWN Conversions	84/182	48/155
4TH-DOWN Conversions	12/23	3/13

Interceptions	no.	yds	avg	td	lg
Mark McLaurin	3	43	14.3	0	32
Gerri Green	1	84	84.0	1	84
Braxton Hoyett	1	2	2.0	0	2
Lashard Durr	1	20	20.0	0	20
J.T. Gray	1	58	58.0	1	58
Brandon Bryant	1	30	30.0	0	30
Jamal Peters	1	90	90.0	1	90

Punting	no.	yds	avg	lg	tb	fc	i20	50+	blk
Logan Cooke	48	2056	42.8	67	4	20	19	13	1
Nick Fitzgerald	1	14	14.0	14	0	0	0	0	0
TEAM	1	39	39.0	39	0	0	0	0	0
Kody Schexnayder	1	28	28.0	28	0	0	0	0	0

Punt Returns	no.	yds	avg	td	lg
Donald Gray	7	63	9.0	0	35
Dedrick Thomas	6	104	17.3	1	83
Gabe Myles	5	18	3.6	0	19
Jeffery Simmons	2	37	18.5	1	0
TEAM	1	-6	-6.0	0	0
Braxton Hoyett	0	4	0.0	0	4
Total	21	220	10.5	2	83
Opponents	8	34	4.2	0	26

Kick Returns	no.	yds	avg	td	lg
Reggie Todd	14	247	17.6	0	34
Keith Mixon	5	89	17.8	0	25
Donald Gray	2	85	42.5	0	52
Dedrick Thomas	1	19	19.0	0	19
Gabe Myles	1	23	23.0	0	23
Total	23	463	20.1	0	52
Opponents	26	470	18.1	0	33

All Purpose	g	rush	rcv	pr	kr	ir	total	avg/g
Aeris Williams	12	1019	142	0	0	0	1161	96.8
Nick Fitzgerald	12	984	0	0	0	0	984	82.0
Kylin Hill	12	364	38	0	0	0	402	33.5
Keith Mixon	8	13	275	0	89	0	377	47.1
Reggie Todd	12	0	128	0	247	0	375	31.2
Total	12	2995	2043	220	463	327	6048	504.0
Opponents	12	1524	2100	34	470	365	4493	374.4

Total Offense	g	plays	rush	pass	total	avg/g
Nick Fitzgerald	12	448	984	1782	2766	230.5
Aeris Williams	12	224	1019	0	1019	84.9

**Mississippi State Football**  
**Mississippi State Overall Team Statistics (as of Nov 23, 2017)**  
**All games**

<b>Team Statistics</b>	<b>MS</b>	<b>OPP</b>
SCORING	385	245
Points Per Game	32.1	20.4
Points Off Turnovers	89	64
FIRST DOWNS	276	155
Rushing	164	73
Passing	95	63
Penalty	17	19
RUSHING YARDAGE	2995	1524
Yards gained rushing	3154	1961
Yards lost rushing	159	437
Rushing Attempts	579	409
Average Per Rush	5.2	3.7
Average Per Game	249.6	127.0
TDs Rushing	26	17
PASSING YARDAGE	2043	2100
Comp-Att-Int	180-333-13	146-282-9
Average Per Pass	6.1	7.4
Average Per Catch	11.4	14.4
Average Per Game	170.2	175.0
TDs Passing	17	11
TOTAL OFFENSE	5038	3624
Total Plays	912	691
Average Per Play	5.5	5.2
Average Per Game	419.8	302.0
KICK RETURNS: #-Yards	23-463	26-470
PUNT RETURNS: #-Yards	21-220	8-34
INT RETURNS: #-Yards	9-327	13-365
KICK RETURN AVERAGE	20.1	18.1
PUNT RETURN AVERAGE	10.5	4.2
INT RETURN AVERAGE	36.3	28.1
FUMBLES-LOST	11-6	21-8
PENALTIES-Yards	69-610	59-584
Average Per Game	50.8	48.7
PUNTS-Yards	51-2137	80-3273
Average Per Punt	41.9	40.9
Net punt average	39.7	38.2
KICKOFFS-Yards	70-4466	52-3178
Average Per Kick	63.8	61.1
Net kick average	41.7	39.7
TIME OF POSSESSION/Game	33:42	26:18
3RD-DOWN Conversions	84/182	48/155
3rd-Down Pct	46%	31%
4TH-DOWN Conversions	12/23	3/13
4th-Down Pct	52%	23%
SACKS BY-Yards	30-183	11-68
MISC YARDS	0	0
TOUCHDOWNS SCORED	49	31
FIELD GOALS-ATTEMPTS	13-16	9-11
ON-SIDE KICKS	1-3	0-1
RED-ZONE SCORES	(45-53) 85%	(19-24) 79%
RED-ZONE TOUCHDOWNS	(34-53) 64%	(14-24) 58%
PAT-ATTEMPTS	(46-48) 96%	(30-31) 97%
ATTENDANCE	406703	368028
Games/Avg Per Game	7/58100	5/73606
Neutral Site Games		0/0

<b>Score by Quarters</b>	<b>1st</b>	<b>2nd</b>	<b>3rd</b>	<b>4th</b>	<b>OT</b>	<b>Total</b>
Mississippi State	80	120	90	95	0	385
Opponents	68	56	62	59	0	245



**Mississippi State Football**  
**Mississippi State Overall Individual Statistics (as of Nov 23, 2017)**  
**All games**

<b>Rushing</b>	<b>gp</b>	<b>att</b>	<b>gain</b>	<b>loss</b>	<b>net</b>	<b>avg</b>	<b>td</b>	<b>lg</b>	<b>avg/g</b>
Aeris Williams	12	224	1047	28	1019	4.5	5	59	84.9
Nick Fitzgerald	12	162	1041	57	984	6.1	14	45	82.0
Kylin Hill	12	70	371	7	364	5.2	2	30	30.3
Keytaon Thompson	9	48	336	37	299	6.2	3	40	33.2
Nick Gibson	12	39	241	15	226	5.8	1	39	18.8
Dontavian Lee	12	16	66	2	64	4.0	1	9	5.3
Keith Mixon	8	2	13	0	13	6.5	0	11	1.6
Alec Murphy	7	2	9	0	9	4.5	0	6	1.3
Dedrick Thomas	12	2	8	0	8	4.0	0	7	0.7
Jamal Peters	12	1	8	0	8	8.0	0	8	0.7
Jesse Jackson	12	1	7	0	7	7.0	0	7	0.6
B. Braswell	1	1	4	0	4	4.0	0	4	4.0
Logan Cooke	12	1	3	0	3	3.0	0	3	0.2
TEAM	9	10	0	13	-13	-1.3	0	0	-1.4
Total	12	579	3154	159	2995	5.2	26	59	249.6
Opponents	12	409	1961	437	1524	3.7	17	67	127.0

<b>Passing</b>	<b>gp</b>	<b>effic</b>	<b>comp-att-int</b>	<b>pct</b>	<b>yds</b>	<b>td</b>	<b>lg</b>	<b>avg/g</b>
Nick Fitzgerald	12	117.55	159-286-11	55.6	1782	15	62	148.5
Keytaon Thompson	9	103.31	21-46-1	45.7	261	2	32	29.0
Reggie Todd	12	-200.00	0-1-1	0.0	0	0	0	0.0
Total	12	114.63	180-333-13	54.1	2043	17	62	170.2
Opponents	12	120.82	146-282-9	51.8	2100	11	77	175.0

<b>Receiving</b>	<b>gp</b>	<b>no.</b>	<b>yds</b>	<b>avg</b>	<b>td</b>	<b>lg</b>	<b>avg/g</b>
Jesse Jackson	12	24	238	9.9	0	32	19.8
Donald Gray	8	24	214	8.9	3	24	26.8
Dedrick Thomas	12	20	234	11.7	4	25	19.5
Jordan Thomas	12	20	227	11.4	3	24	18.9
Keith Mixon	8	18	275	15.3	1	45	34.4
Aeris Williams	12	16	142	8.9	0	28	11.8
Reggie Todd	12	12	128	10.7	1	37	10.7
Farrod Green	12	9	174	19.3	0	62	14.5
Gabe Myles	5	9	90	10.0	2	21	18.0
Jamal Couch	12	8	163	20.4	2	32	13.6
Justin Johnson	12	8	44	5.5	1	12	3.7
Osirus Mitchell	9	5	51	10.2	0	18	5.7
Kylin Hill	12	4	38	9.5	0	17	3.2
Nick Gibson	12	3	25	8.3	0	12	2.1
Total	12	180	2043	11.4	17	62	170.2
Opponents	12	146	2100	14.4	11	77	175.0

<b>Punt Returns</b>	<b>no.</b>	<b>yds</b>	<b>avg</b>	<b>td</b>	<b>lg</b>
Donald Gray	7	63	9.0	0	35
Dedrick Thomas	6	104	17.3	1	83
Gabe Myles	5	18	3.6	0	19
Jeffery Simmons	2	37	18.5	1	0
TEAM	1	-6	-6.0	0	0
Braxton Hoyett	0	4	0.0	0	4
Total	21	220	10.5	2	83
Opponents	8	34	4.2	0	26

<b>Interceptions</b>	<b>no.</b>	<b>yds</b>	<b>avg</b>	<b>td</b>	<b>lg</b>
Mark McLaurin	3	43	14.3	0	32
J.T. Gray	1	58	58.0	1	58
Jamal Peters	1	90	90.0	1	90
Gerri Green	1	84	84.0	1	84
Lashard Durr	1	20	20.0	0	20
Braxton Hoyett	1	2	2.0	0	2
Brandon Bryant	1	30	30.0	0	30
Total	9	327	36.3	3	90
Opponents	13	365	28.1	2	67

<b>Kick Returns</b>	<b>no.</b>	<b>yds</b>	<b>avg</b>	<b>td</b>	<b>lg</b>
Reggie Todd	14	247	17.6	0	34
Keith Mixon	5	89	17.8	0	25
Donald Gray	2	85	42.5	0	52
Dedrick Thomas	1	19	19.0	0	19
Gabe Myles	1	23	23.0	0	23
Total	23	463	20.1	0	52
Opponents	26	470	18.1	0	33

<b>Fumble Returns</b>	<b>no.</b>	<b>yds</b>	<b>avg</b>	<b>td</b>	<b>lg</b>
Jeffery Simmons	1	90	90.0	1	90
Total	1	90	90.0	1	90
Opponents	0	0	0.0	1	0

**Mississippi State Football**  
**Mississippi State Overall Individual Statistics (as of Nov 23, 2017)**  
**All games**

Scoring	td	fg	PAT				dxd	saf	pts
			kick	rush	rcv	pass			
Nick Fitzgerald	14	-	-	-	-	-	-	-	84
Jace Christmann	-	11-12	38-38	-	-	-	-	-	71
Dedrick Thomas	5	-	-	-	-	-	-	-	30
Aeris Williams	5	-	-	-	-	-	-	-	30
Keytaon Thompson	3	-	-	1-1	-	-	-	-	20
Jordan Thomas	3	-	-	-	-	-	-	-	18
Donald Gray	3	-	-	-	-	-	-	-	18
Tucker Day	-	2-4	8-10	-	-	-	-	-	14
Gabe Myles	2	-	-	-	-	-	-	-	12
Jeffery Simmons	2	-	-	-	-	-	-	-	12
Jamal Couch	2	-	-	-	-	-	-	-	12
Kylin Hill	2	-	-	-	-	-	-	-	12
Dontavian Lee	1	-	-	-	-	-	-	-	6
Nick Gibson	1	-	-	-	-	-	-	-	6
Gerri Green	1	-	-	-	-	-	-	-	6
Justin Johnson	1	-	-	-	-	-	-	-	6
Jamal Peters	1	-	-	-	-	-	-	-	6
J.T. Gray	1	-	-	-	-	-	-	-	6
Keith Mixon	1	-	-	-	-	-	-	-	6
Reggie Todd	1	-	-	-	-	-	-	-	6
TEAM	-	-	-	-	-	-	-	2	4
Total	49	13-16	46-48	1-1	-	-	-	2	385
Opponents	31	9-11	30-31	-	-	-	1	-	245

Total Offense	g	plays	rush	pass	total	avg/g
Nick Fitzgerald	12	448	984	1782	2766	230.5
Aeris Williams	12	224	1019	0	1019	84.9
Keytaon Thompson	9	94	299	261	560	62.2
Kylin Hill	12	70	364	0	364	30.3
Nick Gibson	12	39	226	0	226	18.8
Dontavian Lee	12	16	64	0	64	5.3
Keith Mixon	8	2	13	0	13	1.6
Alec Murphy	7	2	9	0	9	1.3
Jamal Peters	12	1	8	0	8	0.7
Dedrick Thomas	12	2	8	0	8	0.7
Jesse Jackson	12	1	7	0	7	0.6
B. Braswell	1	1	4	0	4	4.0
Logan Cooke	12	1	3	0	3	0.2
TEAM	9	10	-13	0	-13	-1.4
Total	12	912	2995	2043	5038	419.8
Opponents	12	691	1524	2100	3624	302.0

Field Goals	fg	pct.	01-19	20-29	30-39	40-49	50-99	lg	blk
Tucker Day	2-4	50.0	0-0	0-0	1-2	1-2	0-0	40	0
Christmann, Jace	11-12	91.7	0-0	5-5	3-3	3-4	0-0	45	0

FG Sequence	Mississippi State	Opponents
Charleston Southern	32,(40),47	-
LATECH	(36)	(27),(45)
LSU	(30),(45),(27)	-
Georgia	(26)	(49)
Auburn	(40)	51
BYU	-	(38)
Kentucky	(31)	-
Texas A&M	-	-
UMASS	(28),(25)	(23),(48),(26)
Alabama	(25)	(30),41
Arkansas	46	-
Ole Miss	(44),(37)	(33)

Punting	no.	yds	avg	lg	tb	fc	i20	50+	blk
Logan Cooke	48	2056	42.8	67	4	20	19	13	1
Kody Schexnayder	1	28	28.0	28	0	0	0	0	0
TEAM	1	39	39.0	39	0	0	0	0	0
Nick Fitzgerald	1	14	14.0	14	0	0	0	0	0
Total	51	2137	41.9	67	4	20	19	13	1
Opponents	80	3273	40.9	67	0	41	23	11	2

Kickoffs	no.	yds	avg	tb	ob	retn	net	ydln
Logan Cooke	68	4336	63.8	41	1			
Tucker Day	2	130	65.0	2	0			
Total	70	4466	63.8	43	1	18.1	41.7	23
Opponents	52	3178	61.1	26	3	20.1	39.7	25

Numbers in (parentheses) indicate field goal was made.

**Mississippi State Football**  
**Mississippi State Overall Individual Statistics (as of Nov 23, 2017)**  
**All games**

<u>All Purpose</u>	<u>g</u>	<u>rush</u>	<u>rcv</u>	<u>pr</u>	<u>kr</u>	<u>ir</u>	<u>total</u>	<u>avg/g</u>
Aeris Williams	12	1019	142	0	0	0	1161	96.8
Nick Fitzgerald	12	984	0	0	0	0	984	82.0
Kylin Hill	12	364	38	0	0	0	402	33.5
Keith Mixon	8	13	275	0	89	0	377	47.1
Reggie Todd	12	0	128	0	247	0	375	31.2
Dedrick Thoma	12	8	234	104	19	0	365	30.4
Donald Gray	8	0	214	63	85	0	362	45.2
Keytaon Thomp	9	299	0	0	0	0	299	33.2
Nick Gibson	12	226	25	0	0	0	251	20.9
Jesse Jackson	12	7	238	0	0	0	245	20.4
Jordan Thomas	12	0	227	0	0	0	227	18.9
Farrod Green	12	0	174	0	0	0	174	14.5
Jamal Couch	12	0	163	0	0	0	163	13.6
Gabe Myles	5	0	90	18	23	0	131	26.2
Jamal Peters	12	8	0	0	0	90	98	8.2
Gerri Green	12	0	0	0	0	84	84	7.0
Dontavian Lee	12	64	0	0	0	0	64	5.3
J.T. Gray	12	0	0	0	0	58	58	4.8
Osirus Mitchell	9	0	51	0	0	0	51	5.7
Justin Johnson	12	0	44	0	0	0	44	3.7
Mark McLaurin	12	0	0	0	0	43	43	3.6
Jeffery Simmons	12	0	0	37	0	0	37	3.1
Brandon Bryant	11	0	0	0	0	30	30	2.7
Lashard Durr	11	0	0	0	0	20	20	1.8
Alec Murphy	7	9	0	0	0	0	9	1.3
Braxton Hoyett	11	0	0	4	0	2	6	0.5
B. Braswell	1	4	0	0	0	0	4	4.0
Logan Cooke	12	3	0	0	0	0	3	0.2
TEAM	9	-13	0	-6	0	0	-19	-2.1
Total	12	2995	2043	220	463	327	6048	504.0
Opponents	12	1524	2100	34	470	365	4493	374.4



**Mississippi State Football**  
**Mississippi State Overall Defensive Statistics (as of Nov 23, 2017)**  
**All games**

##	Defensive Leaders	gp	Tackles				Sacks no-yds	Pass defense			Fumbles		blkd	
			ua	a	tot	tfl/yds		int-yds	brup	qbh	rcv-yds	ff	kick	saf
41	Mark McLaurin	12	28	40	68	3.0-10	1.5-7	3-43	5	.	.	1	.	.
38	Johnathan Abram	12	38	24	62	3.0-8	0.5-5	.	3	1	.	1	.	.
12	J.T. Gray	12	19	42	61	2.5-8	1.0-6	1-58	8	2	.	1	.	.
94	Jeffery Simmons	12	20	37	57	11.0-45	4.5-30	.	1	4	2-90	2	3	.
11	Dez Harris	10	17	39	56	3.0-9	2.0-8	.	.	3	.	1	.	.
40	Erroll Thompson	12	20	24	44	4.0-23	2.5-18	.	1	.	.	1	.	.
9	Montez Sweat	12	17	27	44	12.5-63	9.5-57	.	.	4	1-0	.	.	.
10	Leo Lewis	12	13	30	43	1.0-10	1.0-10	.	1	.	.	1	.	.
4	Gerri Green	12	11	24	35	9.5-32	3.5-19	1-84	2	4	1-0	3	.	.
1	Brandon Bryant	11	13	19	32	0.5-1	.	1-30	2	.	.	.	.	.
2	Jamal Peters	12	8	15	23	.	.	1-90	2	.	1-0	.	.	.
43	Fletcher Adams	12	7	16	23	3.5-15	0.5-2	.	1	.	.	1	.	.
13	Cameron Dantzler	12	13	8	21	2.0-9	.	.	1	1	.	.	.	.
95	Braxton Hoyett	11	4	16	20	2.5-3	0.5-1	1-2	.	4	.	.	.	.
6A	Willie Gay Jr.	12	6	13	19	2.0-7	1.0-4	.	2	1	.	1	.	.
42	Marquiss Spencer	12	5	14	19	4.5-16	1.0-6	.	2	.	2-0	.	.	.
7C	Tolando Cleveland	12	7	9	16	.	.	.	3	.	.	.	.	.
52	Kobe Jones	12	6	10	16	3.5-6	.	.	.	.	.	1	.	.
96	Tre Brown	12	7	9	16	2.5-6	.	.	.	2	1-0	1	.	.
90	Grant Harris	12	5	8	13	1.0-10	1.0-10	.	.	1	.	.	.	.
24	Chris Rayford	12	8	5	13	1.0-2	.	.	.	.	.	.	.	.
34	Cory Thomas	5	4	6	10	.	.	.	1	.	.	1	.	.
25	Lashard Durr	11	7	3	10	.	.	1-20	3	.	.	.	.	.
50	Tim Washington	12	1	7	8	.	.	.	.	.	.	.	.	.
3	Traver Jung	10	2	4	6	1.0-2	.	.	.	.	.	.	.	.
49	Stephen Adegoke	3	2	3	5	.	.	.	1	.	.	.	.	.
31	Maurice Smiththerman	12	2	3	5	.	.	.	.	.	.	.	.	.
29	C.J. Morgan	9	4	1	5	.	.	.	.	.	.	.	.	.
28	Dontavian Lee	12	2	3	5	.	.	.	.	.	.	.	.	.
8	Kylin Hill	12	2	1	3	1.0-10	.	.	.	.	.	.	.	.
92	Kendell Jones	4	.	3	3	0.5-2	.	.	.	.	.	.	.	.
7	Nick Fitzgerald	12	2	.	2	.	.	.	.	.	.	.	.	.
73	Darryl Williams	12	2	.	2	.	.	.	.	.	.	.	.	.
45	Josiah Phillips	12	1	1	2	.	.	.	.	.	.	.	.	.
51	Stewart Reese	12	2	.	2	.	.	.	.	.	.	.	.	.
86	Jesse Jackson	12	.	2	2	.	.	.	.	.	.	.	.	.
23	Keith Mixon	8	.	2	2	.	.	.	.	.	.	.	.	.
16	Korey Charles	3	1	1	2	.	.	.	.	.	.	.	.	.
17	Jamal Couch	12	1	1	2	.	.	.	.	.	.	.	.	.
22	Aeris Williams	12	.	1	1	.	.	.	.	.	.	.	.	.
26	Alec Murphy	7	.	1	1	.	.	.	.	.	.	.	.	.
74	Elgton Jenkins	12	1	.	1	.	.	.	.	.	.	.	.	.
21	Nick Gibson	12	.	1	1	.	.	.	.	.	.	.	.	.
6	Donald Gray	8	1	.	1	.	.	.	.	.	.	.	.	.
4D	Logan Cooke	12	1	.	1	.	.	.	.	.	.	.	.	.
20	Reggie Todd	12	.	1	1	.	.	.	.	.	.	.	.	.
TM	TEAM	9	.	.	.	.	.	.	.	.	.	.	.	2
Total		12	310	474	784	75-297	30-183	9-327	39	27	8-90	16	3	2
Opponents		12	406	654	1060	52-149	11-68	13-365	50	39	6-0	7	3	.

**Mississippi State Football**  
**Mississippi State Team Game-by-Game (as of Nov 23, 2017)**  
**All games**

**TEAM STATISTICS**

		Rushing				Receiving				Passing				Kick Returns				Punt Returns				tot		
Date	Opponent	no.	yds	td	lg	no.	yds	td	lg	cmp	att	int	yds	td	lg	no.	yds	td	lg	no.	yds	td	lg	off
Sep 02	CHARLESTON SOUTHERN	50	281	3	19	20	274	3	62	20	36	0	274	3	62	2	75	0	52	3	22	0	19	555
Sep 09	at LATECH	40	327	3	59	13	132	3	28	13	20	1	132	3	28	4	44	0	15	3	20	1	5	459
Sep 16	LSU	48	285	2	28	15	180	2	45	15	23	0	180	2	45	0	0	0	0	2	49	0	35	465
Sep 23	at Georgia	37	177	0	39	15	103	0	21	15	33	2	103	0	21	0	0	0	0	0	0	0	0	280
Sep 30	at Auburn	47	194	0	16	13	157	1	45	13	37	2	157	1	45	1	22	0	22	1	5	0	5	351
Oct 14	BYU	53	306	3	19	20	240	2	32	20	31	2	240	2	32	1	25	0	25	1	-8	0	0	546
Oct 21	KENTUCKY	48	282	4	40	19	159	1	21	19	27	0	159	1	21	1	33	0	33	1	10	0	10	441
Oct 28	at Texas A&M	52	228	2	45	12	141	2	41	12	21	1	141	2	41	1	29	0	29	2	7	0	4	369
Nov 03	UMASS	45	254	2	30	14	139	0	18	14	26	3	139	0	18	1	34	0	34	4	104	1	83	393
Nov 11	ALABAMA	49	172	3	13	13	158	0	25	13	24	0	158	0	25	4	77	0	29	2	0	0	0	330
Nov 18	at Arkansas	48	195	2	25	12	153	2	37	12	23	0	153	2	37	3	21	0	15	1	-6	0	0	348
Nov 23	OLE MISS	62	294	2	32	14	207	1	32	14	32	2	207	1	32	5	103	0	24	1	17	0	4	501
Mississippi State		579	2995	26	59	180	2043	17	62	180	333	13	2043	17	62	23	463	0	52	21	220	2	83	5038
		409	1524	17	67	146	2100	11	77	146	282	9	2100	11	77	26	470	0	33	8	34	0	26	3624

Games: 12 • Avg/rush: 5.2 • Avg/catch: 11.4 • Pass effic: 114.63 • KR avg: 20.1 • PR avg: 10.5 • All purpose avg/game: 504.0 • Total offense avg/gm: 419.8

		Tackles				Sacks	Fumble		Pass Defense			blkd	PAT Attempts			off		
Date	Opponent	ua	a	total	tfl-yds	no-yds	ff	fr-yds	int-yds	qbh	brup	kick	kick	rush	rcv	saf	t/o	pts
Sep 02	CHARLESTON SOUTHE	24	44	68	10.0-36	1.0-7	4	0-0	0-0	2	1	0	6-6	0	0	2	0	49
Sep 09	at LATECH	43	32	75	6.0-27	4.0-25	2	2-90	1-32	0	4	2	6-8	0	0	0	20	57
Sep 16	LSU	15	56	71	4.0-10	2.0-8	1	0-0	0-0	6	6	0	4-4	0	0	0	0	37
Sep 23	at Georgia	21	60	81	3.0-10	0.0-0	1	1-0	0-0	0	0	0	0-0	0	0	0	0	3
Sep 30	at Auburn	36	30	66	7.0-30	2.0-20	2	2-0	0-0	1	1	0	1-1	0	0	0	3	10
Oct 14	BYU	19	40	59	2.0-5	1.0-4	1	1-0	1-30	3	3	0	5-5	0	0	0	14	35
Oct 21	KENTUCKY	23	50	73	7.0-23	3.0-17	1	0-0	2-86	4	6	0	6-6	0	0	0	14	45
Oct 28	at Texas A&M	29	28	57	6.0-19	3.0-13	0	0-0	3-113	6	5	0	5-5	0	0	0	21	35
Nov 03	UMASS	25	40	65	5.0-21	1.0-10	2	0-0	1-58	3	5	0	4-4	0	0	0	7	34
Nov 11	ALABAMA	24	38	62	7.0-30	5.0-22	0	0-0	0-0	2	3	0	3-3	0	0	0	0	24
Nov 18	at Arkansas	29	24	53	9.0-40	4.0-21	1	1-0	0-0	0	1	0	4-4	0	0	0	0	28
Nov 23	OLE MISS	22	32	54	9.0-46	4.0-36	1	1-0	1-8	0	4	1	2-2	1	0	0	10	28
Mississippi State		310	474	784	75.0-297	30.0-183	16	8-90	9-327	27	39	3	46-48	1	0	2	89	385
		406	654	1060	52.0-149	11.0-68	7	6-0	13-365	39	50	3	30-31	0	0	0	64	245

		Punting										Field Goals			Kickoffs				
Date	Opponent	no.	yds	avg	long	blkd	tb	fc	50+	i20	md-att	long	blkd	no.	yds	avg	tb	ob	
Sep 02	CHARLESTON SOUTHE	5	205	41.0	59	0	0	3	1	2	1-3	40	0	8	516	64.5	4	0	
Sep 09	at LATECH	3	143	47.7	55	0	0	2	1	1	1-1	36	0	10	650	65.0	10	0	
Sep 16	LSU	3	138	46.0	50	0	0	1	1	2	3-3	45	0	8	515	64.4	5	1	
Sep 23	at Georgia	7	315	45.0	67	0	1	4	3	4	1-1	26	0	2	130	65.0	1	0	
Sep 30	at Auburn	5	223	44.6	59	0	1	1	1	2	1-1	40	0	3	195	65.0	1	0	
Oct 14	BYU	3	159	53.0	57	0	1	0	3	1	0-0	0	0	6	377	62.8	3	0	
Oct 21	KENTUCKY	2	75	37.5	38	0	0	1	0	1	1-1	31	0	8	508	63.5	2	0	
Oct 28	at Texas A&M	7	220	31.4	39	1	0	1	0	0	0-0	0	0	6	388	64.7	3	0	
Nov 03	UMASS	2	87	43.5	45	0	0	1	0	0	2-2	28	0	7	446	63.7	6	0	
Nov 11	ALABAMA	5	233	46.6	56	0	1	1	2	2	1-1	25	0	5	325	65.0	4	0	
Nov 18	at Arkansas	5	190	38.0	51	0	0	3	1	2	0-1	0	0	5	286	57.2	2	0	
Nov 23	OLE MISS	4	149	37.2	44	0	0	2	0	2	2-2	44	0	2	130	65.0	2	0	
Mississippi State		51	2137	41.9	67	1	4	20	13	19	13-16	45	0	70	4466	63.8	43	1	
		80	3273	40.9	67	2	0	41	11	23	9-11	49	0	52	3178	61.1	26	3	

**Mississippi State Football**  
**Mississippi State Opponent Game-by-Game (as of Nov 23, 2017)**  
**All games**

**OPPONENT STATISTICS**

		Rushing				Receiving				Passing				Kick Returns				Punt Returns				tot		
Date	Opponent	no.	yds	td	lg	no.	yds	td	lg	cmp	att	int	yds	td	lg	no.	yds	td	lg	no.	yds	td	lg	off
Sep 02	CHARLESTON SOUTHERN	39	18	0	8	3	15	0	4	3-8-0	15	0	4	4	63	0	23	0	0	0	0	0	0	33
Sep 09	at LATECH	50	152	1	24	13	163	1	58	13-30-1	163	1	58	0	0	0	0	0	0	0	0	0	0	315
Sep 16	LSU	29	133	1	25	13	137	0	19	13-29-0	137	0	19	2	40	0	21	0	0	0	0	0	0	270
Sep 23	at Georgia	42	203	2	28	9	201	2	59	9-12-0	201	2	59	1	25	0	25	1	-3	0	0	0	0	404
Sep 30	at Auburn	39	244	4	67	14	267	2	57	14-17-0	267	2	57	2	49	0	26	2	16	0	11	511		
Oct 14	BYU	17	29	0	7	17	147	1	43	17-29-1	147	1	43	3	41	0	18	2	-2	0	0	0	176	
Oct 21	KENTUCKY	29	115	1	23	14	145	0	28	14-30-2	145	0	28	6	127	0	33	0	0	0	0	0	260	
Oct 28	at Texas A&M	28	96	1	33	16	189	1	70	16-41-3	189	1	70	3	55	0	22	2	29	0	26	285		
Nov 03	UMASS	32	127	0	66	15	223	1	69	15-28-1	223	1	69	1	13	0	13	0	0	0	0	0	350	
Nov 11	ALABAMA	38	202	3	48	10	242	1	63	10-18-0	242	1	63	1	18	0	18	1	-6	0	0	0	444	
Nov 18	at Arkansas	34	97	2	13	12	124	0	24	12-18-0	124	0	24	3	39	0	20	0	0	0	0	0	221	
Nov 23	OLE MISS	32	108	2	46	10	247	2	77	10-22-1	247	2	77	0	0	0	0	0	0	0	0	0	355	
Opponents		409	1524	17	67	146	2100	11	77	146-282-9	2100	11	77	26	470	0	33	8	34	0	26	3624		
		579	2995	26	59	180	2043	17	62	180-333-13	2043	17	62	23	463	0	52	21	220	2	83	5038		

Games: 12 • Avg/rush: 3.7 • Avg/catch: 14.4 • Pass effic: 120.82 • KR avg: 18.1 • PR avg: 4.2 • All purpose avg/game: 374.4 • Total offense avg/gm: 302.0

Date	Opponent	Tackles				Sacks no-yds	Fumble		Pass Defense			blkd kick	PAT Attempts			off		
		ua	a	total	tfl-yds		ff	fr-yds	int-yds	qbh	brup		kick	rush	rcv	saf	t/o	pts
Sep 02	CHARLESTON SOUTHE	32	72	104	5.0-6	0.0-0	0	0-0	0-0	6	5	0	0-0	0	0	0	0	0
Sep 09	at LATECH	34	36	70	4.0-7	0.0-0	0	0-0	1-61	1	2	2	1-2	0	0	0	6	21
Sep 16	LSU	27	64	91	3.0-5	1.0-2	0	0-0	0-0	3	3	0	1-1	0	0	0	0	7
Sep 23	at Georgia	33	40	73	3.0-8	0.0-0	0	0-0	2-37	0	6	0	4-4	0	0	0	10	31
Sep 30	at Auburn	37	44	81	5.0-17	2.0-12	1	0-0	2-37	11	12	0	7-7	0	0	0	7	49
Oct 14	BYU	35	72	107	1.0-1	0.0-0	1	1-0	2-105	2	3	0	1-1	0	0	0	7	10
Oct 21	KENTUCKY	31	52	83	3.0-4	0.0-0	0	0-0	0-0	1	4	0	1-1	0	0	0	0	7
Oct 28	at Texas A&M	35	44	79	5.0-14	2.0-7	0	0-0	1-0	1	2	1	2-2	0	0	0	0	14
Nov 03	UMASS	28	62	90	4.0-5	0.0-0	0	0-0	3-62	3	3	0	2-2	0	0	0	10	23
Nov 11	ALABAMA	34	56	90	4.0-16	1.0-10	0	0-0	0-0	4	4	0	4-4	0	0	0	0	31
Nov 18	at Arkansas	33	46	79	6.0-28	2.0-15	2	2-0	0-0	2	2	0	3-3	0	0	0	14	21
Nov 23	OLE MISS	47	66	113	9.0-38	3.0-22	3	3-0	2-63	5	4	0	4-4	0	0	0	10	31
Opponents		406	654	1060	52.0-149	11.0-68	7	6-0	13-365	39	50	3	30-31	0	0	0	64	245
		310	474	784	75.0-297	30.0-183	16	8-90	9-327	27	39	3	46-48	1	0	2	89	385

Date	Opponent	Punting										Field Goals			Kickoffs			
		no.	yds	avg	long	blkd	tb	fc	50+	i20	md-att	long	blkd	no.	yds	avg	tb	ob
Sep 02	CHARLESTON SOUTHE	12	537	44.8	54	0	0	5	2	2	0-0	0	0	3	180	60.0	1	0
Sep 09	at LATECH	8	273	34.1	47	1	0	4	0	0	2-2	45	0	4	216	54.0	0	0
Sep 16	LSU	7	286	40.9	53	0	0	4	2	1	0-0	0	0	2	130	65.0	2	0
Sep 23	at Georgia	4	182	45.5	54	0	0	3	1	1	1-1	49	0	6	390	65.0	6	0
Sep 30	at Auburn	3	109	36.3	47	0	0	2	0	2	0-1	0	0	8	519	64.9	7	0
Oct 14	BYU	7	279	39.9	47	0	0	5	0	4	1-1	38	0	3	191	63.7	2	0
Oct 21	KENTUCKY	7	316	45.1	67	0	0	4	1	3	0-0	0	0	2	120	60.0	1	0
Oct 28	at Texas A&M	8	350	43.8	52	0	0	4	2	3	0-0	0	0	2	130	65.0	1	0
Nov 03	UMASS	6	279	46.5	56	0	0	1	2	2	3-3	48	0	6	388	64.7	4	1
Nov 11	ALABAMA	4	174	43.5	52	0	0	1	1	0	1-2	30	0	6	349	58.2	1	1
Nov 18	at Arkansas	6	219	36.5	44	0	0	2	0	2	0-0	0	0	4	225	56.2	0	1
Nov 23	OLE MISS	8	269	33.6	44	1	0	6	0	3	1-1	33	0	6	340	56.7	1	0
Opponents		80	3273	40.9	67	2	0	41	11	23	9-11	49	0	52	3178	61.1	26	3
		51	2137	41.9	67	1	4	20	13	19	13-16	45	0	70	4466	63.8	43	1



**Mississippi State Football**  
**Mississippi State Game Superlatives (as of Nov 23, 2017)**  
**All games**

**INDIVIDUAL GAME HIGHS**

Rushes	26	Keytaon Thompson vs Ole Miss (Nov 23, 2017)
Yards Rushing	146	Williams,Aeris vs LSU (Sep 16, 2017)
TD Rushes	2	Nick Fitzgerald at LATECH (Sep 09, 2017)
	2	Fitzgerald,Nick vs LSU (Sep 16, 2017)
	2	Fitzgerald,Nick vs BYU (Oct 14, 2017)
	2	Keytaon Thompson vs Kentucky (Oct 21, 2017)
	2	Fitzgerald,Nick vs Kentucky (Oct 21, 2017)
	2	Fitzgerald,Nick vs UMASS (Nov 03, 2017)
	2	Williams,Aeris vs Alabama (Nov 11, 2017)
Long Rush	59	Aeris Williams at LATECH (Sep 09, 2017)
Pass attempts	33	Fitzgerald,Nick at Auburn (Sep 30, 2017)
Pass completions	19	Fitzgerald,Nick vs BYU (Oct 14, 2017)
Yards Passing	241	Fitzgerald,Nick vs BYU (Oct 14, 2017)
TD Passes	3	Nick Fitzgerald at LATECH (Sep 09, 2017)
Long Pass	62	Nick Fitzgerald vs Charleston Southern (Sep 02, 2017)
Receptions	6	Mixon,Keith vs LSU (Sep 16, 2017)
	6	Gray,Donald vs Kentucky (Oct 21, 2017)
Yards Receiving	97	Mixon,Keith vs LSU (Sep 16, 2017)
TD Receptions	1	Gabe Myles vs Charleston Southern (Sep 02, 2017)
	1	Jamal Couch vs Charleston Southern (Sep 02, 2017)
	1	Deddrick Thomas vs Charleston Southern (Sep 02, 2017)
	1	Donald Gray at LATECH (Sep 09, 2017)
	1	Jordan Thomas at LATECH (Sep 09, 2017)
	1	Gabe Myles at LATECH (Sep 09, 2017)
	1	Mixon,Keith vs LSU (Sep 16, 2017)
	1	Thomas,Deddrick vs LSU (Sep 16, 2017)
	1	Johnson,Justin at Auburn (Sep 30, 2017)
	1	Gray,Donald vs BYU (Oct 14, 2017)
	1	Couch,Jamal vs BYU (Oct 14, 2017)
	1	Thomas,Jordan vs Kentucky (Oct 21, 2017)
	1	Thomas,Jordan at Texas A&M (Oct 28, 2017)
	1	Gray,Donald at Texas A&M (Oct 28, 2017)
	1	Todd,Reggie at Arkansas (Nov 18, 2017)
	1	Thomas,Deddrick at Arkansas (Nov 18, 2017)
	1	Thomas,Deddrick vs Ole Miss (Nov 23, 2017)
Long Reception	62	Farrod Green vs Charleston Southern (Sep 02, 2017)
Field Goals	3	Christmann,Jace vs LSU (Sep 16, 2017)
Long Field Goal	45	Christmann,Jace vs LSU (Sep 16, 2017)
Punts	7	Cooke,Logan at Georgia (Sep 23, 2017)
Punting Avg	53.0	Cooke,Logan vs BYU (Oct 14, 2017)
Long Punt	67	Cooke,Logan at Georgia (Sep 23, 2017)
Punts inside 20	4	Cooke,Logan at Georgia (Sep 23, 2017)
Long Punt Return	83	Thomas,Deddrick vs UMASS (Nov 03, 2017)
Long Kickoff Return	52	Donald Gray vs Charleston Southern (Sep 02, 2017)
Tackles	12	Harris,Dez at Georgia (Sep 23, 2017)
Sacks	2.5	Sweat,Montez at Arkansas (Nov 18, 2017)
Tackles For Loss	2.5	Kobe Jones vs Charleston Southern (Sep 02, 2017)
	2.5	Sweat,Montez vs Kentucky (Oct 21, 2017)
	2.5	Sweat,Montez at Arkansas (Nov 18, 2017)
Interceptions	1	Mark McLaurin at LATECH (Sep 09, 2017)
	1	Bryant,Brandon vs BYU (Oct 14, 2017)
	1	Green,Gerri vs Kentucky (Oct 21, 2017)
	1	Hoyett,Braxton vs Kentucky (Oct 21, 2017)
	1	Peters,Jamal at Texas A&M (Oct 28, 2017)
	1	Durr,Lashard at Texas A&M (Oct 28, 2017)
	1	McLaurin,Mark at Texas A&M (Oct 28, 2017)

**Mississippi State Football**  
**Mississippi State Game Superlatives (as of Nov 23, 2017)**  
**All games**

**TEAM GAME HIGHS**

Rushes	62	vs Ole Miss (Nov 23, 2017)
Yards Rushing	327	at LATECH (Sep 09, 2017)
Yards Per Rush	8.2	at LATECH (Sep 09, 2017)
TD Rushes	4	vs Kentucky (Oct 21, 2017)
Pass attempts	37	at Auburn (Sep 30, 2017)
Pass completions	20	vs Charleston Southern (Sep 02, 2017)
	20	vs BYU (Oct 14, 2017)
Yards Passing	274	vs Charleston Southern (Sep 02, 2017)
Yards Per Pass	7.8	vs LSU (Sep 16, 2017)
TD Passes	3	vs Charleston Southern (Sep 02, 2017)
	3	at LATECH (Sep 09, 2017)
Total Plays	94	vs Ole Miss (Nov 23, 2017)
Total Offense	555	vs Charleston Southern (Sep 02, 2017)
Yards Per Play	7.7	at LATECH (Sep 09, 2017)
Points	57	at LATECH (Sep 09, 2017)
Sacks By	5	vs Alabama (Nov 11, 2017)
First Downs	35	vs BYU (Oct 14, 2017)
Penalties	10	at Auburn (Sep 30, 2017)
Penalty Yards	88	vs Ole Miss (Nov 23, 2017)
Turnovers	5	vs Ole Miss (Nov 23, 2017)
Interceptions By	3	at Texas A&M (Oct 28, 2017)
Punts	7	at Georgia (Sep 23, 2017)
	7	at Texas A&M (Oct 28, 2017)
Punting Avg	53.0	vs BYU (Oct 14, 2017)
Long Punt	67	at Georgia (Sep 23, 2017)
Punts inside 20	4	at Georgia (Sep 23, 2017)
Long Punt Return	83	vs UMASS (Nov 03, 2017)

**Mississippi State Football**  
**Mississippi State Game Superlatives (as of Nov 23, 2017)**  
**All games**

**OPPONENT INDIVIDUAL GAME HIGHS**

Rushes	23	Kerryon Johnson, at Auburn (Sep 30, 2017)
Yards Rushing	116	Kerryon Johnson, at Auburn (Sep 30, 2017)
TD Rushes	3	Kerryon Johnson, at Auburn (Sep 30, 2017)
Long Rush	67	Malik Willis, at Auburn (Sep 30, 2017)
Pass attempts	29	Danny Etling, vs LSU (Sep 16, 2017)
Pass completions	16	MANGUM, T., vs BYU (Oct 14, 2017)
Yards Passing	264	Jarrett Stidham, at Auburn (Sep 30, 2017)
TD Passes	2	Jake Fromm, at Georgia (Sep 23, 2017)
	2	Jarrett Stidham, at Auburn (Sep 30, 2017)
	2	Jordan Ta'amu, vs Ole Miss (Nov 23, 2017)
Long Pass	77	Jordan Ta'amu, vs Ole Miss (Nov 23, 2017)
Receptions	7	ISABELLA, Andy, vs UMASS (Nov 03, 2017)
Yards Receiving	171	Calvin Ridley, vs Alabama (Nov 11, 2017)
TD Receptions	1	COUSAR, Zach, at LATECH (Sep 09, 2017)
	1	Terry Godwin, at Georgia (Sep 23, 2017)
	1	Isaac Nauta, at Georgia (Sep 23, 2017)
	1	Ryan Davis, at Auburn (Sep 30, 2017)
	1	Will Hastings, at Auburn (Sep 30, 2017)
	1	HIFO, A., vs BYU (Oct 14, 2017)
	1	Camron Buckley, at Texas A&M (Oct 28, 2017)
	1	ISABELLA, Andy, vs UMASS (Nov 03, 2017)
	1	DeVonta Smith, vs Alabama (Nov 11, 2017)
	1	A.J. Brown, vs Ole Miss (Nov 23, 2017)
	1	D.K. Metcalf, vs Ole Miss (Nov 23, 2017)
Long Reception	77	A.J. Brown, vs Ole Miss (Nov 23, 2017)
Field Goals	3	LAURENT, Logan, vs UMASS (Nov 03, 2017)
Long Field Goal	49	R. Blankenship, at Georgia (Sep 23, 2017)
Punts	12	REIGHARD, K., vs Charleston Southern (Sep 02, 2017)
Punting Avg	46.5	LAURENT, Logan, vs UMASS (Nov 03, 2017)
Long Punt	67	Matt Panton, vs Kentucky (Oct 21, 2017)
Punts inside 20	4	LINEHAN, J., vs BYU (Oct 14, 2017)
Long Punt Return	26	Christian Kirk, at Texas A&M (Oct 28, 2017)
Long Kickoff Return	33	Lynn Bowden Jr., vs Kentucky (Oct 21, 2017)
Tackles	13	ADDO, Jarell, vs UMASS (Nov 03, 2017)
	13	DeMarquis Gates, vs Ole Miss (Nov 23, 2017)
Sacks	1.0	Jeff Holland, at Auburn (Sep 30, 2017)
	1.0	Big Kat Bryant, at Auburn (Sep 30, 2017)
	1.0	Jarrett Johnson, at Texas A&M (Oct 28, 2017)
	1.0	Landis Durham, at Texas A&M (Oct 28, 2017)
	1.0	Rashaan Evans, vs Alabama (Nov 11, 2017)
	1.0	McTelvin Agim, at Arkansas (Nov 18, 2017)
	1.0	Grant Morgan, at Arkansas (Nov 18, 2017)
	1.0	Breeland Speaks, vs Ole Miss (Nov 23, 2017)
	1.0	A. Robinson, vs Ole Miss (Nov 23, 2017)
	1.0	Ryder Anderson, vs Ole Miss (Nov 23, 2017)
Tackles For Loss	2.5	Rashaan Evans, vs Alabama (Nov 11, 2017)
	2.5	McTelvin Agim, at Arkansas (Nov 18, 2017)
	2.5	Benito Jones, vs Ole Miss (Nov 23, 2017)
Interceptions	2	GHANWOLOKU, D., vs BYU (Oct 14, 2017)
	2	RODGERS, Isaiah, vs UMASS (Nov 03, 2017)



**Mississippi State Football**  
**Mississippi State Game Superlatives (as of Nov 23, 2017)**  
**All games**

**OPPONENT TEAM GAME HIGHS**

Rushes	50	at LATECH (Sep 09, 2017)
Yards Rushing	244	at Auburn (Sep 30, 2017)
Yards Per Rush	6.3	at Auburn (Sep 30, 2017)
TD Rushes	4	at Auburn (Sep 30, 2017)
Pass attempts	41	at Texas A&M (Oct 28, 2017)
Pass completions	17	vs BYU (Oct 14, 2017)
Yards Passing	267	at Auburn (Sep 30, 2017)
Yards Per Pass	16.8	at Georgia (Sep 23, 2017)
TD Passes	2	at Georgia (Sep 23, 2017)
	2	at Auburn (Sep 30, 2017)
	2	vs Ole Miss (Nov 23, 2017)
Total Plays	80	at LATECH (Sep 09, 2017)
Total Offense	511	at Auburn (Sep 30, 2017)
Yards Per Play	9.1	at Auburn (Sep 30, 2017)
Points	49	at Auburn (Sep 30, 2017)
Sacks By	3	vs Ole Miss (Nov 23, 2017)
First Downs	20	at LATECH (Sep 09, 2017)
Penalties	13	vs Ole Miss (Nov 23, 2017)
Penalty Yards	121	vs Ole Miss (Nov 23, 2017)
Turnovers	3	at LATECH (Sep 09, 2017)
	3	at Texas A&M (Oct 28, 2017)
Interceptions By	3	vs UMASS (Nov 03, 2017)
Punts	12	vs Charleston Southern (Sep 02, 2017)
Punting Avg	46.5	vs UMASS (Nov 03, 2017)
Long Punt	67	vs Kentucky (Oct 21, 2017)
Punts inside 20	4	vs BYU (Oct 14, 2017)
Long Punt Return	26	at Texas A&M (Oct 28, 2017)

## Mississippi State Inside Opponent Red-Zone

## Opponents Inside Mississippi State Red-Zone

				Times	Times	Total		Rush	Pass	FGs	Failed to score inside RZ					
Date	Opponent	Score		In RZ	Scored	Pts	TDs	TDs	TDs	Made	FGA	Down	Int	Fumb	Half	Game
Sep 02, 2017	CHARLESTON SOUTHER	W 49-0		0	0	0	0	0	0	0	0	0	0	0	0	0
Sep 09, 2017	at LATECH	W 57-21		5	3	16	2	1	1	1	0	1	0	1	0	0
Sep 16, 2017	LSU	W 37-7		1	1	7	1	1	0	0	0	0	0	0	0	0
Sep 23, 2017	at Georgia	L 3-31		1	1	7	1	1	0	0	0	0	0	0	0	0
Sep 30, 2017	at Auburn	L 10-49		4	4	28	4	3	1	0	0	0	0	0	0	0
Oct 14, 2017	BYU	W 35-10		0	0	0	0	0	0	0	0	0	0	0	0	0
Oct 21, 2017	KENTUCKY	W 45-7		0	0	0	0	0	0	0	0	0	0	0	0	0
Oct 28, 2017	at Texas A&M	W 35-14		2	1	7	1	1	0	0	0	0	1	0	0	0
Nov 03, 2017	UMASS	W 34-23		3	2	6	0	0	0	2	0	1	0	0	0	0
Nov 11, 2017	ALABAMA	L 24-31		5	4	24	3	3	0	1	1	0	0	0	0	0
Nov 18, 2017	at Arkansas	W 28-21		2	2	14	2	2	0	0	0	0	0	0	0	0
Nov 23, 2017	OLE MISS	L 28-31		1	1	3	0	0	0	1	0	0	0	0	0	0
Totals				24	19	112	14	12	2	5	1	2	1	1	0	0
19 of 24 (79.2%)																

**Mississippi State Football**  
**Mississippi State By-Quarter Statistics (as of Nov 23, 2017)**  
**All games**

**3rd-Down Conversions**

Date	Opponent	Score	Overall		1st Qtr		2nd Qtr		3rd Qtr		4th Qtr		Overtime	
Sep 02, 2017	CHARLESTON SOUTHER	W 49-0	6-15	40.0	2-4	50.0	0-4	0.0	3-5	60.0	1-2	50.0		
Sep 09, 2017	at LATECH	W 57-21	5-10	50.0	1-4	25.0	2-3	66.7	1-1	100.0	1-2	50.0		
Sep 16, 2017	LSU	W 37-7	7-13	53.8	1-3	33.3	2-3	66.7	2-4	50.0	2-3	66.7		
Sep 23, 2017	at Georgia	L 3-31	6-16	37.5	2-5	40.0	1-5	20.0	0-1	0.0	3-5	60.0		
Sep 30, 2017	at Auburn	L 10-49	7-21	33.3	1-5	20.0	2-5	40.0	1-4	25.0	3-7	42.9		
Oct 14, 2017	BYU	W 35-10	8-13	61.5	2-3	66.7	4-5	80.0	1-2	50.0	1-3	33.3		
Oct 21, 2017	KENTUCKY	W 45-7	12-18	66.7	1-3	33.3	3-6	50.0	4-5	80.0	4-4	100.0		
Oct 28, 2017	at Texas A&M	W 35-14	6-14	42.9	3-4	75.0	0-3	0.0	3-4	75.0	0-3	0.0		
Nov 03, 2017	UMASS	W 34-23	4-11	36.4	1-4	25.0	1-4	25.0	2-2	100.0	0-1	0.0		
Nov 11, 2017	ALABAMA	L 24-31	8-15	53.3	2-4	50.0	3-5	60.0	3-3	100.0	0-3	0.0		
Nov 18, 2017	at Arkansas	W 28-21	8-17	47.1	2-4	50.0	3-5	60.0	1-4	25.0	2-4	50.0		
Nov 23, 2017	OLE MISS	L 28-31	7-19	36.8	0-2	0.0	1-4	25.0	2-7	28.6	4-6	66.7		
Mississippi State			84-182	46.2	18-45	40.0	22-52	42.3	23-42	54.8	21-43	48.8	0-0	0.0
Opponents			48-155	31.0	17-47	36.2	9-37	24.3	11-33	33.3	11-38	28.9	0-0	0.0

**4th-Down Conversions**

Date	Opponent	Score	Overall		1st Qtr		2nd Qtr		3rd Qtr		4th Qtr		Overtime	
Sep 02, 2017	CHARLESTON SOUTHER	W 49-0	1-1	100.0	1-1	100.0	0-0	0.0	0-0	0.0	0-0	0.0		
Sep 09, 2017	at LATECH	W 57-21	0-1	0.0	0-0	0.0	0-0	0.0	0-0	0.0	0-1	0.0		
Sep 16, 2017	LSU	W 37-7	0-0	0.0	0-0	0.0	0-0	0.0	0-0	0.0	0-0	0.0		
Sep 23, 2017	at Georgia	L 3-31	1-2	50.0	0-0	0.0	1-1	100.0	0-0	0.0	0-1	0.0		
Sep 30, 2017	at Auburn	L 10-49	2-6	33.3	1-1	100.0	0-1	0.0	0-1	0.0	1-3	33.3		
Oct 14, 2017	BYU	W 35-10	1-1	100.0	0-0	0.0	0-0	0.0	0-0	0.0	1-1	100.0		
Oct 21, 2017	KENTUCKY	W 45-7	2-3	66.7	1-1	100.0	1-1	100.0	0-1	0.0	0-0	0.0		
Oct 28, 2017	at Texas A&M	W 35-14	0-0	0.0	0-0	0.0	0-0	0.0	0-0	0.0	0-0	0.0		
Nov 03, 2017	UMASS	W 34-23	1-2	50.0	1-2	50.0	0-0	0.0	0-0	0.0	0-0	0.0		
Nov 11, 2017	ALABAMA	L 24-31	0-0	0.0	0-0	0.0	0-0	0.0	0-0	0.0	0-0	0.0		
Nov 18, 2017	at Arkansas	W 28-21	2-3	66.7	0-0	0.0	1-1	100.0	0-1	0.0	1-1	100.0		
Nov 23, 2017	OLE MISS	L 28-31	2-4	50.0	0-0	0.0	1-1	100.0	0-1	0.0	1-2	50.0		
Mississippi State			12-23	52.2	4-5	80.0	4-5	80.0	0-4	0.0	4-9	44.4	0-0	0.0
Opponents			3-13	23.1	1-1	100.0	0-1	0.0	0-2	0.0	2-9	22.2	0-0	0.0

**Time of Possession**

Date	Opponent	Score	Overall		1st Qtr		2nd Qtr		3rd Qtr		4th Qtr		Overtime	
Sep 02, 2017	CHARLESTON SOUTHER	W 49-0	32:25		8:46		6:55		9:00		7:44			
Sep 09, 2017	at LATECH	W 57-21	23:52		6:30		6:58		4:39		5:45			
Sep 16, 2017	LSU	W 37-7	35:55		7:07		9:14		10:05		9:29			
Sep 23, 2017	at Georgia	L 3-31	28:41		7:46		8:48		4:40		7:27			
Sep 30, 2017	at Auburn	L 10-49	34:20		7:58		7:54		8:44		9:44			
Oct 14, 2017	BYU	W 35-10	36:48		5:57		10:15		9:13		11:23			
Oct 21, 2017	KENTUCKY	W 45-7	34:49		7:11		10:10		11:00		6:28			
Oct 28, 2017	at Texas A&M	W 35-14	36:09		10:29		9:33		9:09		6:58			
Nov 03, 2017	UMASS	W 34-23	31:25		7:20		7:10		9:43		7:12			
Nov 11, 2017	ALABAMA	L 24-31	38:56		11:12		10:51		11:28		5:25			
Nov 18, 2017	at Arkansas	W 28-21	33:31		7:42		8:44		9:56		7:09			
Nov 23, 2017	OLE MISS	L 28-31	37:30		8:06		7:56		12:07		9:21			
Mississippi State			Total	404:21	96:04		104:28		109:44		94:05		0:00	
			Avg.	33:41	8:00		8:42		9:08		7:50		0:00	
Opponents			Total	315:39	83:56		75:32		70:16		85:55		0:00	
			Avg.	26:18	6:59		6:17		5:51		7:09		0:00	



# JOHNATHAN ABRAM

**SAFETY**  
6-0 • 210 • Jr. • JC  
Columbia, Miss.  
(Jones County JC)

## 38

### 2017 HIGHLIGHTS

- Over his debut season, recorded at least five tackles in eight of his 12 appearances, including a career-high eight twice.
- Ranks second on the team with 62 total tackles, which is in the top 35 amongst the SEC. His 38 solo tackles lead MSU.
- Made his debut as a Bulldog in MSU's season opener against Charleston Southern (9/2).
- Earned his first-career start at Louisiana Tech (9/9) and tallied seven tackles.
- Grabbed four tackles and recorded his first-career pass break-up in MSU's historic win over No. 11 LSU (9/16).
- Racked up four tackles against Kentucky (10/21), including a career-high 1.0 TFL.
- Set his career-high with eight tackles at No. 24 Texas A&M, while adding a pass break-up.
- Playing only the second half against No. 2 Alabama (11/11), was disruptive with six tackles and a pass break-up.
- Led the defense on the road at Arkansas (11/18) with five tackles, matching his career-high 1.0 TFL and forcing his first fumble as a Bulldog.
- Matched his career high with eight tackles against Ole Miss in the 2017 Egg Bowl (11/23).

### CAREER STATS

YEAR	G/GS	TT	UT	AT	TFL-YDS	SCK-YDS	FF/FR	PBU	INT-YD
2017	12/6	62	38	24	3.0-8	0.5-5	1/0	3	0-0
<b>TOTALS</b>	<b>12/6</b>	<b>62</b>	<b>38</b>	<b>24</b>	<b>3.0-8</b>	<b>0.5-5</b>	<b>1/0</b>	<b>3</b>	<b>0-0</b>

### 2017 GAME-BY-GAME

OPPONENT	TT	UT	AT	TFL-YDS	SCK-YDS	FF/FR	PBU	INT-YD
Charleston Southern	0	0	0	0.0-0	0.0-0	0/0	0	0-0
at Louisiana Tech*	7	6	1	0.5-5	0.5-5	0/0	0	0-0
LSU	4	0	4	0.0-0	0.0-0	0/0	1	0-0
at Georgia*	6	2	4	0.5-1	0.0-0	0/0	0	0-0
at Auburn	6	4	2	0.0-0	0.0-0	0/0	0	0-0
BYU*	2	1	1	0.0-0	0.0-0	0/0	0	0-0
Kentucky	4	3	1	1.0-1	0.0-0	0/0	0	0-0
at Texas A&M	8	5	3	0.0-0	0.0-0	0/0	1	0-0
UMass*	6	5	1	0.0-0	0.0-0	0/0	0	0-0
Alabama	6	2	4	0.0-0	0.0-0	0/0	1	0-0
at Arkansas*	5	5	0	1.0-1	0.0-0	1/0	0	0-0
Ole Miss*	8	5	3	0.0-0	0.0-0	0/0	0	0-0
<b>TOTALS</b>	<b>62</b>	<b>38</b>	<b>24</b>	<b>3.0-8</b>	<b>0.5-5</b>	<b>1/0</b>	<b>3</b>	<b>0-0</b>



# FLETCHER ADAMS

**DEFENSIVE END**  
6-2 • 270 • So. • 1L  
Brandon, Miss.  
(Brandon)

## 43

### 2017 HIGHLIGHTS

- Turned in a strong sophomore campaign, setting a career high with 23 tackles during the regular season.
- Recorded a career-best six multi-tackle games this season, now doing so nine times over his career.
- Earned the first start of his career in MSU's season opener against Charleston Southern (9/2). Recorded two tackles, including a career-high 1.5 TFL and forced his first fumble as a Bulldog. Also helped force two safeties in the first half against the Buccaneers.
- Tallied three tackles and his first-career pass break-up against No. 11 LSU (9/16).
- Against Alabama (11/11), totaled three tackles, including the first sack of his career.
- Closed the regular-season with his best outing of the year, tying his career-high with five tackles against Ole Miss (11/23).

### CAREER STATS

YEAR	G/GS	TT	UT	AT	TFL-YDS	SCK-YDS	FF/FR	PBU	INT-YD
2016	11/0	16	4	12	0.5-2	0.0-0	0/0	0	0-0
2017	12/5	23	7	16	3.5-15	0.5-2	1/0	1	0-0
<b>TOTALS</b>	<b>23/5</b>	<b>39</b>	<b>11</b>	<b>28</b>	<b>4.0-17</b>	<b>0.5-2</b>	<b>1/0</b>	<b>1</b>	<b>0-0</b>

### 2017 GAME-BY-GAME

OPPONENT	TT	UT	AT	TFL-YDS	SCK-YDS	FF/FR	PBU	INT-YD
Charleston Southern*	2	1	1	1.5-8	0.0-0	1/0	0	0-0
at Louisiana Tech	2	1	1	0.0-0	0.0-0	0/0	0	0-0
LSU	3	1	2	0.0-0	0.0-0	0/0	1	0-0
at Georgia*	1	0	1	0.0-0	0.0-0	0/0	0	0-0
at Auburn	0	0	0	0.0-0	0.0-0	0/0	0	0-0
BYU*	1	0	1	0.0-0	0.0-0	0/0	0	0-0
Kentucky	1	0	1	0.0-0	0.0-0	0/0	0	0-0
at Texas A&M	0	0	0	0.0-0	0.0-0	0/0	0	0-0
UMass*	4	2	2	1.0-4	0.0-0	0/0	0	0-0
Alabama	3	1	2	0.5-2	0.5-2	0/0	0	0-0
at Arkansas*	1	0	1	0.0-0	0.0-0	0/0	0	0-0
Ole Miss	5	1	4	0.5-1	0.0-0	0/0	0	0-0
<b>TOTALS</b>	<b>23</b>	<b>7</b>	<b>16</b>	<b>3.5-15</b>	<b>0.5-2</b>	<b>1/0</b>	<b>1</b>	<b>0-0</b>





# TRE BROWN

DEFENSIVE TACKLE

6-4 • 305 • Jr. • RS

Ackerman, Miss.

(Copiah-Lincoln CC)

96

## 2017 HIGHLIGHTS

- After redshirting last season, earned the first playing time of his career as a back-up on the defensive line.
- Totaled 16 tackles in his debut season with seven coming unassisted.
- Grabbed two tackles in his MSU debut during the season opener versus Charleston Southern (9/2).
- Set a career high with four tackles, including a career-best three solo stops, while recovering the first fumble of his career at Louisiana Tech (9/9).
- Forced the first fumble of his career at No. 13 Auburn (9/30), while recording two solo tackles.

## CAREER STATS

YEAR	G/GS	TT	UT	AT	TFL-YDS	SCK-YDS	FF/FR	PBU	INT-YD
2017	12/0	16	7	9	2.5-6	0.0-0	1/1	0	0-0
<b>TOTALS</b>	<b>12/0</b>	<b>16</b>	<b>7</b>	<b>9</b>	<b>2.5-6</b>	<b>0.0-0</b>	<b>1/1</b>	<b>0</b>	<b>0-0</b>

## 2017 GAME-BY-GAME

OPPONENT	TT	UT	AT	TFL-YDS	SCK-YDS	FF/FR	PBU	INT-YD
Charleston Southern	2	1	1	0.5-0	0.0-0	0/0	0	0-0
at Louisiana Tech	4	3	1	1.0-1	0.0-0	0/1	0	0-0
LSU	2	1	1	0.0-0	0.0-0	0/0	0	0-0
at Georgia	3	0	3	1.0-5	0.0-0	0/0	0	0-0
at Auburn	2	2	0	0.0-0	0.0-0	1/0	0	0-0
BYU	1	0	1	0.0-0	0.0-0	0/0	0	0-0
Kentucky	1	0	1	0.0-0	0.0-0	0/0	0	0-0
at Texas A&M	0	0	0	0.0-0	0.0-0	0/0	0	0-0
UMass	1	0	1	0.0-0	0.0-0	0/0	0	0-0
Alabama	0	0	0	0.0-0	0.0-0	0/0	0	0-0
at Arkansas	0	0	0	0.0-0	0.0-0	0/0	0	0-0
Ole Miss	0	0	0	0.0-0	0.0-0	0/0	0	0-0
<b>TOTALS</b>	<b>16</b>	<b>7</b>	<b>9</b>	<b>2.5-6</b>	<b>0.0-0</b>	<b>1/1</b>	<b>0</b>	<b>0-0</b>



# BRANDON BRYANT

SAFETY

6-0 • 215 • Jr. • 2L

Tunica, Miss.

(Rosa Fort)

1

## 2017 HIGHLIGHTS

- Picked up 32 tackles in 2017, including his first double-digit tackle performance since the 2015 season, and has now tallied at least 30 tackles every season as a Bulldog.
- First multi-tackle game of the season came in MSU's historic victory over No. 11 LSU (9/16) as he tallied five.
- Set a career high with 11 tackles at No. 13 Auburn (9/30), including a season-best six solo stops, and recorded the first TFL of his junior campaign. It was his first double-digit tackle outing since totaling 10 against Ole Miss on Nov. 28, 2015.
- Recorded five tackles and stopped a potential BYU (9/14) scoring drive with a goal-line interception during the second half, returning the pick for 30 yards.

## CAREER STATS

YEAR	G/GS	TT	UT	AT	TFL-YDS	SCK-YDS	FF/FR	PBU	INT-YD
2015	13/8	63	46	17	2.0-19	1.5-17	1/0	3	3-73
2016	13/10	62	35	27	1.0-2	0.0-0	0/0	2	1-19
2017	11/7	32	13	19	0.5-1	0.0-0	0/0	2	1-30
<b>TOTALS</b>	<b>37/25</b>	<b>157</b>	<b>94</b>	<b>63</b>	<b>3.5-22</b>	<b>1.5-17</b>	<b>1/0</b>	<b>7</b>	<b>5-122</b>

## 2017 GAME-BY-GAME

OPPONENT	TT	UT	AT	TFL-YDS	SCK-YDS	FF/FR	PBU	INT-YD
Charleston Southern*	1	0	1	0.0-0	0.0-0	0/0	0	0-0
at Louisiana Tech*	1	1	0	0.0-0	0.0-0	0/0	0	0-0
LSU*	5	2	3	0.0-0	0.0-0	0/0	1	0-0
at Georgia	1	1	0	0.0-0	0.0-0	0/0	0	0-0
at Auburn*	11	6	5	0.5-1	0.0-0	0/0	0	0-0
BYU	5	1	4	0.0-0	0.0-0	0/0	1	1-30
Kentucky*	2	0	2	0.0-0	0.0-0	0/0	0	0-0
at Texas A&M*	1	0	1	0.0-0	0.0-0	0/0	0	0-0
UMass	3	1	2	0.0-0	0.0-0	0/0	0	0-0
Alabama*	1	1	0	0.0-0	0.0-0	0/0	0	0-0
at Arkansas				-----DNP-----				
Ole Miss	1	0	1	0.0-0	0.0-0	0/0	0	0-0
<b>TOTALS</b>	<b>32</b>	<b>13</b>	<b>19</b>	<b>0.5-1</b>	<b>0.0-0</b>	<b>0/0</b>	<b>2</b>	<b>1-30</b>



# JACE CHRISTMANN

## KICKER

6-0 • 195 • RFr. • RS

Houston, Texas  
(Memorial)

# 47

### SEC ALL-FRESHMAN TEAM

#### 2017 HIGHLIGHTS

- The first place kicker in program history to earn a place on the SEC All-Freshman Team.
- Ranks second in the SEC and leads all freshmen with a .917 field goal percentage after going 11-for-12 over the regular season and has connected on 38 straight PAT attempts this year.
- Connected on nine of his first 10 field goal attempts, his lone miss coming on a 46-yard attempt at Arkansas (11/18). His 9-for-10 start was the best by an MSU kicker since Westin Graves opened the 2015 season hitting nine of his first 10 field goals.
- Saw action in the second half at Louisiana Tech (9/9) and went a perfect 3-for-3 in PAT attempts.
- Attempted the first field goals of his career against No. 11 LSU (9/16), connecting on 27-yard, 30-yard and 45-yard tries to become the first MSU kicker to make three FGs in a game since Devon Bell against South Alabama on Sept. 22, 2012.
- His 45-yard field goal against the Tigers was the longest made by MSU this season and the longest made field goal since Westin Graves booted a 47-yarder against Alabama on Nov. 12, 2016.
- Moved to 4-for-4 on the season in field goal attempts with a 26-yarder at No. 11 Georgia (9/23) to record MSU's lone points of the contest.
- Booted a 31-yard field goal and tallied a career-high six PATs against Kentucky (10/21).
- Turned in his second game with multiple field goals against Ole Miss (11/23) in the 2017 Egg Bowl, hitting 44-yard and 37-yard attempts.

#### CAREER STATS

YEAR	G	PAT/ATT	PCT.	FG/ATT	PCT.	PTS
2017	12	38/38	1.000	11/12	.917	71
<b>TOTALS</b>	<b>12</b>	<b>38/38</b>	<b>1.000</b>	<b>11/12</b>	<b>.917</b>	<b>71</b>

#### FIELD GOAL BREAKDOWN

YEAR	1-19	20-29	30-39	40-49	50+	LG	BLK
2017	0-0	5-5	3-3	3-4	0-0	45	0
<b>TOTALS</b>	<b>0-0</b>	<b>5-5</b>	<b>3-3</b>	<b>3-4</b>	<b>0-0</b>	<b>45</b>	<b>0</b>



# TOLANDO CLEVELAND

## CORNERBACK

6-0 • 194 • Sr. • 3L

Powder Springs, Ga.  
(Hillgrove)

# 7

#### 2017 HIGHLIGHTS

- Returned from ACL injury to start 11 of MSU's 12 contests in 2017.
- Made his return starting the season opener against Charleston Southern and grabbing a tackle (9/2).
- His first multi-tackle outing of the year came against No. 11 LSU (9/16) and he totaled two stops in MSU's largest victory in the series history against the Tigers.
- Recorded a season-high four tackles at No. 11 Georgia (9/23).
- Made a solo stop and recorded his first pass break-up of the season against Kentucky (10/21).
- Batted a third-quarter pass at No. 24 Texas A&M (10/28) that allowed for a Lashard Durr interception.
- Grabbed two tackles and matched his career high with two pass break-ups against Ole Miss (11/23). It was the first time he had recorded multiple PBU in a game since Oct. 25, 2014, at Kentucky.

#### CAREER STATS

YEAR	G/GS	TT	UT	AT	TFL-YDS	SCK-YDS	FF/FR	PBU	INT-YD
2013	12/0	9	7	2	0.5-1	0.0-0	2/1	1	0-0
2014	13/0	29	21	8	2.0-6	0.5-4	0/1	7	2-50
2015	13/10	42	27	15	4.5-22	1.0-5	1/0	3	0-0
2017	12/11	16	7	9	0.0-0	0.0-0	0/0	3	0-0
<b>TOTALS</b>	<b>50/21</b>	<b>96</b>	<b>62</b>	<b>34</b>	<b>7.0-29</b>	<b>1.5-9</b>	<b>3/2</b>	<b>14</b>	<b>2-50</b>

#### 2017 GAME-BY-GAME

OPPONENT	TT	UT	AT	TFL-YDS	SCK-YDS	FF/FR	PBU	INT-YD
Charleston Southern*	1	0	1	0.0-0	0.0-0	0/0	0	0-0
at Louisiana Tech*	0	0	0	0.0-0	0.0-0	0/0	0	0-0
LSU*	2	0	2	0.0-0	0.0-0	0/0	0	0-0
at Georgia*	4	0	4	0.0-0	0.0-0	0/0	0	0-0
at Auburn*	0	0	0	0.0-0	0.0-0	0/0	0	0-0
BYU*	1	1	0	0.0-0	0.0-0	0/0	0	0-0
Kentucky	1	1	0	0.0-0	0.0-0	0/0	1	0-0
at Texas A&M*	1	1	0	0.0-0	0.0-0	0/0	0	0-0
UMass*	2	1	1	0.0-0	0.0-0	0/0	0	0-0
Alabama*	2	1	1	0.0-0	0.0-0	0/0	0	0-0
at Arkansas*	0	0	0	0.0-0	0.0-0	0/0	0	0-0
Ole Miss*	2	2	0	0.0-0	0.0-0	0/0	2	0-0
<b>TOTALS</b>	<b>16</b>	<b>7</b>	<b>9</b>	<b>0.0-0</b>	<b>0.0-0</b>	<b>0/0</b>	<b>3</b>	<b>0-0</b>



# LOGAN COOKE

**PUNTER / KICKER**  
**6-5 • 230 • Sr. • 3L**  
**Darbun, Miss.**  
**(Columbia Academy)**

# 43

## 2017 HIGHLIGHTS

- Ranks fifth in the SEC with a career-high 41 touchbacks to hold a 60.3 touchback percentage over the 2017 season.
- Punted 48 times this season with a career-high 13 punts of 50+ yards to hold a 42.8 average, the best mark at MSU since Devon Bell's 43.2 average set in 2014. The mark also ranks ninth on MSU's single-season history.
- Booted four punts in MSU's season opener against Charleston Southern (9/2), pinning the Buccaneers inside the 20 twice. Three of his seven kickoffs went for touchbacks.
- Set a career-high with nine touchbacks at Louisiana Tech (9/9), racking up a career-high 585 kickoff yards for an average of 65.0 yards per kick.
- Pinned No. 11 LSU (9/16) inside the 20 on two of his three punts, while totaling five touchbacks over his eight kickoffs.
- Tied career-high with seven punts at No. 11 Georgia (9/23), totaling a career-high 315 yards to average 45.0 yards per punt.
- Matched his season high with three punts for 50+ yards against BYU (9/14). He averaged a career-best 53.0 yards per punt against the Cougars.

## CAREER PUNTING STATS

YEAR	G	NO.	YARDS	LG	AVG	I20	50+
2014	9	10	414	51	41.4	2	1
2015	13	44	1856	65	42.2	16	12
2016	10	44	1760	68	40.0	22	9
2017	12	48	2056	67	42.8	19	13
<b>TOTALS</b>	<b>44</b>	<b>146</b>	<b>6086</b>	<b>68</b>	<b>41.7</b>	<b>59</b>	<b>35</b>

## CAREER KICKOFF STATS

YEAR	G	NO.	YARDS	AVG	TB
2014	9	54	3334	61.7	15
2015	13	4	197	49.2	2
2016	10	25	1583	63.3	14
2017	12	68	4336	63.8	41
<b>TOTALS</b>	<b>44</b>	<b>151</b>	<b>9450</b>	<b>62.6</b>	<b>72</b>



# JAMAL COUCH

**WIDE RECEIVER**  
**6-4 • 227 • So. • 1L**  
**Phenix City, Ala.**  
**(Central)**

# 17

## 2017 HIGHLIGHTS

- Caught multiple passes in a career-high three contests in 2017, bringing his career total to five. Set and matched his career-long with two 32-yards receptions this season.
- Scored first-career touchdown on an 11-yard reception in MSU's season opener against Charleston Southern (9/2).
- First multi-reception game of the season came at No. 13 Auburn as he racked up a career-high 60 yards on two receptions, including a career-long catch of 32 yards.
- Recorded his second-straight multi-reception game with two against BYU (9/14) for a total of 43 yards, including a 32-yard touchdown catch to match his career long.
- Earned first-career start at No. 2 Alabama (11/11).
- Closed the regular season with two receptions for 37 yards against Ole Miss (11/23) in the Egg Bowl.

## CAREER RECEIVING STATS

YEAR	G/S	NO.	YDS	AVG.	TD
2016	11/0	8	113	14.1	0
2017	12/1	8	163	20.4	2
<b>TOTALS</b>	<b>23/1</b>	<b>16</b>	<b>276</b>	<b>17.3</b>	<b>2</b>

## 2017 RECEIVING GAME-BY-GAME

OPPONENT	NO.	YDS	AVG.	TD
Charleston Southern	1	11	11.0	1
at Louisiana Tech	0	0	0.0	0
LSU	0	0	0.0	0
at Georgia	0	0	0.0	0
at Auburn	2	60	30.0	0
BYU	2	43	21.5	1
Kentucky	1	12	12.0	0
at Texas A&M	0	0	0.0	0
UMass	0	0	0.0	0
Alabama*	0	0	0.0	0
at Arkansas	0	0	0.0	0
Ole Miss	2	37	18.5	0
<b>TOTALS</b>	<b>8</b>	<b>163</b>	<b>20.4</b>	<b>2</b>



# CAMERON DANTZLER

CORNERBACK

6-2 • 175 • RFr. • RS

Hammond, La.

(St. Thomas Aquinas)

# 13

## 2017 HIGHLIGHTS

- Saw the first action of his career over the 2017 season, serving as a back-up cornerback.
- Tallied two solo stops, including a career-high 1.0 TFL, in collegiate debut in MSU's season opener against Charleston Southern.
- Recorded three tackles against No. 11 LSU (9/16), while tallying the first pass break-up of his career.
- Set a career high with four tackles at Arkansas (11/18), matching his career high with 1.0 TFL.

## CAREER STATS

YEAR	G/GS	TT	UT	AT	TFL-YDS	SCK-YDS	FF/FR	PBU	INT-YD
2017	12/0	21	13	8	2.0-9	0.0-0	0/0	1	0-0
<b>TOTALS</b>	<b>12/0</b>	<b>21</b>	<b>13</b>	<b>8</b>	<b>2.0-9</b>	<b>0.0-0</b>	<b>0/0</b>	<b>1</b>	<b>0-0</b>

## 2017 GAME-BY-GAME

OPPONENT	TT	UT	AT	TFL-YDS	SCK-YDS	FF/FR	PBU	INT-YD
Charleston Southern	2	2	0	1.0-8	0.0-0	0/0	0	0-0
at Louisiana Tech	0	0	0	0.0-0	0.0-0	0/0	0	0-0
LSU	3	1	2	0.0-0	0.0-0	0/0	1	0-0
at Georgia	3	3	0	0.0-0	0.0-0	0/0	0	0-0
at Auburn	3	2	1	0.0-0	0.0-0	0/0	0	0-0
BYU	1	0	1	0.0-0	0.0-0	0/0	0	0-0
Kentucky	3	1	2	0.0-0	0.0-0	0/0	0	0-0
at Texas A&M	2	1	1	0.0-0	0.0-0	0/0	0	0-0
UMass	0	0	0	0.0-0	0.0-0	0/0	0	0-0
Alabama	0	0	0	0.0-0	0.0-0	0/0	0	0-0
at Arkansas	4	3	1	1.0-1	0.0-0	0/0	0	0-0
Ole Miss	0	0	0	0.0-0	0.0-0	0/0	0	0-0
<b>TOTALS</b>	<b>21</b>	<b>13</b>	<b>8</b>	<b>2.0-9</b>	<b>0.0-0</b>	<b>0/0</b>	<b>1</b>	<b>0-0</b>



# LASHARD DURR

CORNERBACK

5-11 • 195 • Sr. • 1L

Gulfport, Miss.

(Copiah-Lincoln CC)

# 25

## 2017 HIGHLIGHTS

- Split time as starting cornerback and ranked tied for second on the team with three pass break-ups.
- Tallied his first multi-tackle game of the year with two in MSU's historic victory against No. 11 LSU (9/16).
- Snagged his first-career interception at No. 24 Texas A&M (10/28) after scooping a pass batted by Tolando Cleveland during the third quarter and returning it 20 yards to set up an MSU scoring drive.
- Grabbed a season-high three tackles at Arkansas (11/18).

## CAREER STATS

YEAR	G/GS	TT	UT	AT	TFL-YDS	SCK-YDS	FF/FR	PBU	INT-YD
2015	13/7	26	16	10	0.5-1	0.0-0	0/0	1	0-0
2017	11/6	10	7	3	0.0-0	0.0-0	0/0	3	1-20
<b>TOTALS</b>	<b>24/13</b>	<b>36</b>	<b>23</b>	<b>13</b>	<b>0.5-1</b>	<b>0.0-0</b>	<b>0/0</b>	<b>4</b>	<b>1-20</b>

## 2017 GAME-BY-GAME

OPPONENT	TT	UT	AT	TFL-YDS	SCK-YDS	FF/FR	PBU	INT-YD
Charleston Southern*	1	0	1	0.0-0	0.0-0	0/0	0	0-0
at Louisiana Tech*	0	0	0	0.0-0	0.0-0	0/0	1	0-0
LSU	2	2	0	0.0-0	0.0-0	0/0	0	0-0
at Georgia*	1	0	1	0.0-0	0.0-0	0/0	0	0-0
at Auburn	0	0	0	0.0-0	0.0-0	0/0	1	0-0
BYU	1	1	0	0.0-0	0.0-0	0/0	0	0-0
Kentucky	0	0	0	0.0-0	0.0-0	0/0	0	0-0
at Texas A&M*	0	0	0	0.0-0	0.0-0	0/0	1	1-20
UMass				-----DNP-----				
Alabama	1	1	0	0.0-0	0.0-0	0/0	0	0-0
at Arkansas	3	2	1	0.0-0	0.0-0	0/0	0	0-0
Ole Miss*	1	1	0	0.0-0	0.0-0	0/0	0	0-0
<b>TOTALS</b>	<b>10</b>	<b>7</b>	<b>3</b>	<b>0.0-0</b>	<b>0.0-0</b>	<b>0/0</b>	<b>3</b>	<b>1-20</b>





# NICK FITZGERALD

## QUARTERBACK

6-5 • 230 • Jr. • 2L  
Richmond Hill, Ga.  
(Richmond Hill)

7

MAXWELL AWARD SEMIFINALIST

DAVEY O'BRIEN AWARD SEMIFINALIST

JOHNNY UNITAS GOLDEN ARM AWARD FINALIST

CONERLY TROPHY FINALIST

MAXWELL AWARD NATIONAL PLAYER OF THE WEEK (9/19)

DAVEY O'BRIEN QUARTERBACK OF THE WEEK (9/19)

MANNING AWARD "STAR OF THE WEEK" (9/18)

SEC OFFENSIVE PLAYER OF THE WEEK (9/18)

SEC CO-OFFENSIVE PLAYER OF THE WEEK (10/30)

### 2017 HIGHLIGHTS:

- One of just two FBS quarterback to rush for over 900 yards and pass for over 1,700 yards this season, joining Louisville's Lamar Jackson.
- Rushed for multiple touchdowns five times this season and 13 times over his career, which is second-most in the SEC over the last two decades.
- Rushed for 100-yards six times as a junior to bring his career total to 14, which sets the SEC quarterback record. He is one of four SEC quarterback to rush for over 2,400 yards during their career.
- His 6.5 yards per carry over his career is an MSU record and is the highest by an active Power 5 quarterback.
- Suffered a season-ending ankle injury during the first quarter of the 2017 Egg Bowl (11/23). He underwent surgery the following day.
- Recorded 280 total yards of offense in MSU's season opener against Charleston Southern (9/2), while responsible for one rushing and two passing touchdowns.
- Accounted for five scores and 235 yards of offense at Louisiana Tech (9/9), tying the MSU quarterback record for 100-yard rushing games with is ninth after recording 111 yards on the ground.
- Tallied four touchdowns and racked up 286 yards of offense against No. 11 LSU (9/16), becoming the first to score multiple rushing touchdowns against the Tiger defense this season.
- Scored four touchdowns - two rushing, two passing - and a total of 344 offensive yards against BYU (9/14) to join Dak Prescott as one of two quarterbacks to rush for 25+ career touchdowns and pass for 25+ career touchdowns. Tallied 103 yards rushing against the Cougars to set MSU's quarterback record with his 10th game of 100-yards rushing of his career. The previous record of nine was held by Prescott.
- Accounted for 270 yards of total offense and three touchdowns against Kentucky (10/21). Went 18-of-26 in the air for a career-best .692 completion percentage. Rushed for 115 total yards for his 11th career game of 100+ yards rushing en route to become the sixth quarterback in SEC history to go over 2,000 yards rushing in his career.
- Recorded 246 yards of offense and three scores to lead MSU to a road win at No. 24 Texas A&M (10/28).
- Racked up 274 total yards of offense and two rushing scores to lead State to a come-from-behind victory over UMass (11/4). It was his fourth-straight 100-yard rushing game and the 13th of his career.
- Scored a rushing touchdown and recorded 224 yards of total offense against No. Alabama (11/11). His rushing touchdown was one of three as MSU became the first time to rush for three scores against

Alabama since Oklahoma State in 2006.

- Totaled 254 yards of offense, including 101 yards rushing for his sixth 100-yard rushing game of the season and the 14th of his career, with three touchdowns to mount a 28-21 come-from-behind victory at Arkansas (11/18). Led the Bulldogs down the field and hit Dedrick Thomas with a 6-yard touchdown pass to give MSU a 28-21 lead with 17 seconds remaining to the game. Trailing 14-0 early in the first quarter, it marks the ninth time in school history MSU has overcome a 14-point deficit, which ties for the second-largest comeback in program history.

### CAREER PASSING STATS

YEAR	G/GS	CMP	ATT	TD	PCT	YDS	INT
2015	8/0	11	14	3	.786	235	0
2016	13/13	196	361	21	.543	2423	10
2017	12/12	159	286	15	.556	1782	11
<b>TOTALS</b>	<b>33/25</b>	<b>366</b>	<b>661</b>	<b>39</b>	<b>.554</b>	<b>4440</b>	<b>21</b>

### CAREER RUSHING STATS

YEAR	G/GS	NO.	YDS	AVG.	TD
2015	8/0	23	127	5.5	3
2016	13/13	195	1375	7.1	16
2017	12/12	162	984	6.1	14
<b>TOTALS</b>	<b>33/25</b>	<b>380</b>	<b>2486</b>	<b>6.5</b>	<b>33</b>

### CAREER TOTAL OFFENSE

YEAR	G/GS	RUSH	PASS	TOTAL	AVG./G
2015	8/0	127	235	362	45.4
2016	13/13	1375	2423	3798	292.2
2017	12/12	984	1782	2766	230.5
<b>TOTALS</b>	<b>33/25</b>	<b>2486</b>	<b>4440</b>	<b>6926</b>	<b>203.7</b>

### 2017 GAME-BY-GAME

OPPONENT	CMP	ATT	INT	PCT	YDS	TD	RSH	YDS	TD
Charleston Southern*	16	29	0	.552	239	2	7	41	1
at Louisiana Tech*	12	18	1	.667	124	3	10	111	2
LSU*	15	23	0	.652	180	2	14	88	2
at Georgia*	14	29	2	.483	83	0	10	47	0
at Auburn*	13	33	2	.394	157	1	13	56	0
BYU*	19	30	2	.633	241	2	15	103	2
Kentucky*	18	26	0	.692	155	1	12	115	2
at Texas A&M*	12	21	1	.571	141	2	18	105	1
UMass*	14	25	2	.560	139	0	17	135	2
Alabama*	13	24	0	.542	158	0	25	66	1
at Arkansas*	12	23	0	.522	153	2	22	101	1
Ole Miss*	1	5	1	.200	12	0	3	16	0
<b>TOTALS</b>	<b>159</b>	<b>286</b>	<b>11</b>	<b>.556</b>	<b>1782</b>	<b>15</b>	<b>162</b>	<b>984</b>	<b>14</b>



# WILLIE GAY JR.

## LINEBACKER

6-2 • 230 • Fr. • HS

Starkville, Miss.  
(Starkville)

# 6

### 2017 HIGHLIGHTS

- Appeared in all 12 regular-season games of his true freshman season, seeing playing time on special teams and as a back-up linebacker.
- Made his collegiate debut in MSU's season opener against Charleston Southern (9/2), recording two tackles.
- Tallied a career-high four stops at No. 11 Georgia (9/23).
- Recorded his first pass break-up of his career against Kentucky (9/21).
- Lone tackle at No. 24 Texas A&M (10/28) was his first-career sack for a loss of four yards.
- Tallied three tackles, a pass break-up and forced his first-career fumble against UMass (11/4).

### CAREER STATS

YEAR	G/GS	TT	UT	AT	TFL-YDS	SCK-YDS	FF/FR	PBU	INT-YD
2017	12/0	19	6	13	2.0-7	1.0-4	1/0	2	0-0
<b>TOTALS</b>	<b>12/0</b>	<b>19</b>	<b>6</b>	<b>13</b>	<b>2.0-7</b>	<b>1.0-4</b>	<b>1/0</b>	<b>2</b>	<b>0-0</b>

### 2017 GAME-BY-GAME

OPPONENT	TT	UT	AT	TFL-YDS	SCK-YDS	FF/FR	PBU	INT-YD
Charleston Southern	2	1	1	1.0-3	0.0-0	0/0	0	0-0
at Louisiana Tech	1	1	0	0.0-0	0.0-0	0/0	0	0-0
LSU	0	0	0	0.0-0	0.0-0	0/0	0	0-0
at Georgia	4	1	3	0.0-0	0.0-0	0/0	0	0-0
at Auburn	3	0	3	0.0-0	0.0-0	0/0	0	0-0
BYU	0	0	0	0.0-0	0.0-0	0/0	0	0-0
Kentucky	0	0	0	0.0-0	0.0-0	0/0	1	0-0
at Texas A&M	1	1	0	1.0-4	1.0-4	0/0	0	0-0
UMass	3	1	2	0.0-0	0.0-0	1/0	1	0-0
Alabama	1	0	1	0.0-0	0.0-0	0/0	0	0-0
at Arkansas	3	1	2	0.0-0	0.0-0	0/0	0	0-0
Ole Miss	1	0	1	0.0-0	0.0-0	0/0	0	0-0
<b>TOTALS</b>	<b>19</b>	<b>6</b>	<b>13</b>	<b>2.0-7</b>	<b>1.0-4</b>	<b>1/0</b>	<b>2</b>	<b>0-0</b>



# NICK GIBSON

## RUNNING BACK

5-11 • 211 • So. • 1L

Birmingham, Ala.  
(Pinson Valley)

# 21

### 2017 HIGHLIGHTS

- Ranks third among MSU's running backs with a career-high 226 yards over the 2017 season.
- Rushed for 41 yards on six carries in MSU's season opener versus Charleston Southern (9/2) and reeled in his first-career reception.
- With 23 rushing yards against No. 11 LSU (9/16), surpassed his career-high for a season with 79 yards rushing through the first three games of 2017.
- Turned in a breakout performance with 52 yards rushing at No. 11 Georgia (9/23), including a career long of 39 yards.
- Carried the ball four times for 43 yards at No. 24 Texas A&M (10/28) to average a season-high 10.8 yards per carry, while scoring his career-first touchdown. Added a career-high 12 yards receiving against the Aggies.
- Earned his first-career start on the road at Arkansas (11/18).

### CAREER RUSHING STATS

YEAR	G/GS	NO.	YDS	AVG.	TD
2016	3/0	9	57	6.3	0
2017	12/1	39	226	5.8	1
<b>TOTALS</b>	<b>15/1</b>	<b>48</b>	<b>283</b>	<b>5.9</b>	<b>1</b>

### CAREER RECEIVING STATS

YEAR	G/S	NO.	YDS	AVG.	TD
2016	3/0	0	0	0.0	0
2017	12/1	3	25	8.3	0
<b>TOTALS</b>	<b>15/1</b>	<b>3</b>	<b>25</b>	<b>8.3</b>	<b>0</b>

### 2017 RUSHING GAME-BY-GAME

OPPONENT	NO.	YDS	AVG.	TD
Charleston Southern	6	41	6.8	0
at Louisiana Tech	5	15	3.0	0
LSU	3	23	7.7	0
at Georgia	5	52	10.4	0
at Auburn	5	22	4.4	0
BYU	3	23	7.7	0
Kentucky	4	9	2.3	0
at Texas A&M	4	43	10.8	1
UMass	2	-1	-0.5	0
Alabama	1	4	4.0	0
at Arkansas*	1	-5	-5.0	0
Ole Miss	0	0	0.0	0
<b>TOTALS</b>	<b>39</b>	<b>226</b>	<b>5.8</b>	<b>1</b>

### 2017 RECEIVING GAME-BY-GAME

YEAR	NO.	YDS	AVG.	TD
Charleston Southern	1	4	4.0	0
at Louisiana Tech	0	0	0.0	0
LSU	0	0	0.0	0
at Georgia	0	0	0.0	0
at Auburn	0	0	0.0	0
BYU	0	0	0.0	0
Kentucky	0	0	0.0	0
at Texas A&M	1	12	12.0	0
UMass	0	0	0.0	0
Alabama	1	9	9.0	0
at Arkansas*	0	0	0.0	0
Ole Miss	0	0	0.0	0
<b>TOTALS</b>	<b>3</b>	<b>25</b>	<b>8.3</b>	<b>0</b>



# DONALD GRAY

**WIDE RECEIVER**  
5-10 • 200 • Sr. • 2L  
Memphis, Tenn.  
(Copiah-Lincoln CC)

**6**

## 2017 HIGHLIGHTS

- Ranks second on the team with 214 yards receiving and three touchdowns, despite missing the final four regular-season games with a groin injury.
- Recorded multiple receptions in six of the eight games he appeared in over 2017.
- Made three receptions for 57 total yards against Charleston Southern (9/2) and set a career long with a 52-yard kick return.
- Reeled in a 2-yard touchdown reception at Louisiana Tech (9/9) to record his first score of the season.
- Returned his first punts of the year versus No. 11 LSU (9/16), tallying a career-long return of 35 yards.
- Set a season high with six receptions for 51 yards against Kentucky (10/21) and returned his second kick of the season for 33 yards.
- Both kick returns over the 2017 season have gone for 30+ yards.
- Lone catch at No. 24 Texas A&M was an 8-yard touchdown reception (10/28).

## CAREER RECEIVING STATS

YEAR	G/S	NO.	YDS	AVG.	TD
2015	13/0	21	386	18.4	2
2016	13/13	41	709	17.3	5
2017	8/8	24	214	8.9	3
<b>TOTALS</b>	<b>34/21</b>	<b>86</b>	<b>1,309</b>	<b>15.2</b>	<b>10</b>

## CAREER KICK RETURN STATS

YEAR	G/GS	NO.	YDS	AVG.	TD
2015	13/0	1	33	33.0	0
2016	13/13	4	83	20.8	0
2017	8/8	2	85	41.5	0
<b>TOTALS</b>	<b>34/21</b>	<b>7</b>	<b>201</b>	<b>28.7</b>	<b>0</b>

## CAREER PUNT RETURN STATS

YEAR	G/GS	NO.	YDS	AVG.	TD
2015	13/0	1	21	21.0	0
2016	13/13	2	10	5.0	0
2017	8/8	7	63	9.0	0
<b>TOTALS</b>	<b>34/21</b>	<b>10</b>	<b>94</b>	<b>9.4</b>	<b>0</b>

## 2017 RECEIVING GAME-BY-GAME

YEAR	NO.	YDS	AVG.	TD
Charleston Southern*	3	57	19.0	0
at Louisiana Tech*	4	19	4.8	1
LSU*	3	19	6.3	0
at Georgia*	2	13	6.5	0
at Auburn*	1	6	6.0	0
BYU*	4	41	10.3	1
Kentucky*	6	51	8.5	0
at Texas A&M*	1	8	8.0	1
UMass		-----DNP-----		
Alabama		-----DNP-----		
at Arkansas		-----DNP-----		
Ole Miss		-----DNP-----		
<b>TOTALS</b>	<b>24</b>	<b>214</b>	<b>8.9</b>	<b>3</b>



# J.T. GRAY

**SAFETY**  
6-0 • 202 • Sr. • 3L  
Clarksdale, Miss.  
(Clarksdale)

**12**

## 2017 HIGHLIGHTS

- Stands third on the team with 61 total tackles. He has recorded at least 60 tackles in three of his four seasons as a Bulldog.
- Leads the team and ranks 12th in the SEC with eight pass break-ups.
- Grabbed six tackles to lead the team in MSU's season opener against Charleston Southern (9/2), while also forcing his first-career fumble.
- Made first pass break-up of his career while racking up three tackles at Louisiana Tech (9/9).
- Recorded six tackles, including his first TFL of the season, in MSU's largest victory in the 111-year series against No. 11 LSU (9/16).
- Tallied six stops at No. 11 Georgia (9/23) to mark the third time over the first four games that he recorded at least six tackles.
- Set a season high with eight tackles at No. 13 Auburn (9/30) and versus BYU (10/14).
- Grabbed three tackles at No. 24 Texas A&M (10/28) to push his career total to over 200 tackles, while tallying a career-high two pass break-ups.
- Recorded his first-career interception on UMass' opening drive, returning it 58 yards for a score to mark the third consecutive game MSU returned an interception for a touchdown. Also added five stops and a pass break-up.
- Racked up four tackles, including his first sack of the year with a six-yard loss during No. 2 Alabama's (11/11) opening drive.

## CAREER STATS

YEAR	G/GS	TT	UT	AT	TFL-YDS	SCK-YDS	FF/FR	PBU	INT-YD
2014	6/0	9	4	5	0.0-0	0.0-0	0/0	0	0-0
2015	13/0	65	27	38	3.5-14	1.5-9	0/0	0	0-0
2016	13/10	71	36	35	8.0-14	1.0-4	0/0	0	0-0
2017	12/9	61	19	42	2.5-8	1.0-6	1/0	8	1-58
<b>TOTALS</b>	<b>44/19</b>	<b>206</b>	<b>86</b>	<b>120</b>	<b>14.0-36</b>	<b>3.5-19</b>	<b>1/0</b>	<b>8</b>	<b>1-58</b>

## 2017 GAME-BY-GAME

OPPONENT	TT	UT	AT	TFL-YDS	SCK-YDS	FF/FR	PBU	INT-YD
Charleston Southern*	6	3	3	0.0-0	0.0-0	1/0	0	0-0
at Louisiana Tech*	3	1	2	0.0-0	0.0-0	0/0	1	0-0
LSU*	6	1	5	1.0-1	0.0-0	0/0	1	0-0
at Georgia*	6	1	5	0.0-0	0.0-0	0/0	0	0-0
at Auburn*	8	2	6	0.5-1	0.0-0	0/0	0	0-0
BYU	8	2	6	0.0-0	0.0-0	0/0	1	0-0
Kentucky*	7	2	5	0.0-0	0.0-0	0/0	0	0-0
at Texas A&M*	3	1	2	0.0-0	0.0-0	0/0	2	0-0
UMass	5	1	4	0.0-0	0.0-0	0/0	1	1-58
Alabama*	4	3	1	1.0-6	1.0-6	0/0	0	0-0
at Arkansas	1	0	1	0.0-0	0.0-0	0/0	1	0-0
Ole Miss*	4	2	2	0.0-0	0.0-0	0/0	1	0-0
<b>TOTALS</b>	<b>61</b>	<b>19</b>	<b>42</b>	<b>2.5-8</b>	<b>1.0-6</b>	<b>1/0</b>	<b>8</b>	<b>1-58</b>



# FARROD GREEN

## TIGHT END

6-3 • 246 • So. • 1L

Wesson, Miss.

(Wesson Attendance Center)

# 82

### 2017 HIGHLIGHTS

- Served as MSU's starter at tight end, setting a career high with 174 receiving yards on nine catches.
- Totaled a career-high 68 yards receiving in MSU's season opener versus Charleston Southern (9/2) with help of a career-long reception of 62 yards.
- Matched his career high with three receptions for a total of 51 yards at No. 24 Texas A&M (10/28). The catches were his first since Sept. 16 against No. 11 LSU.

### CAREER RECEIVING STATS

YEAR	G/S	NO.	YDS	AVG.	TD
2016	12/8	11	121	11.0	1
2017	12/12	9	174	19.3	0
<b>TOTALS</b>	<b>24/20</b>	<b>20</b>	<b>295</b>	<b>14.8</b>	<b>0</b>

### 2017 RECEIVING GAME-BY-GAME

YEAR	NO.	YDS	AVG.	TD
Charleston Southern*	2	68	34.0	0
at Louisiana Tech*	0	0	0.0	0
LSU*	1	22	22.0	0
at Georgia*	0	0	0.0	0
at Auburn*	0	0	0.0	0
BYU*	0	0	0.0	0
Kentucky*	0	0	0.0	0
at Texas A&M*	3	51	17.0	0
UMass*	1	9	9.0	0
Alabama*	2	24	12.0	0
at Arkansas*	0	0	0.0	0
Ole Miss*	0	0	0.0	0
<b>TOTALS</b>	<b>9</b>	<b>174</b>	<b>19.3</b>	<b>0</b>



# GERRI GREEN

## LINEBACKER

6-4 • 250 • Jr. • 2L

Greenville, Miss.

(Greenville Weston)

# 4

### 2017 HIGHLIGHTS

- Ranks third in the SEC with three forced fumbles this season, while standing at third on the team with 9.5 tackles for loss.
- Recorded multiple tackles in 10 of 12 games this season, including four of the last five contests to close the regular season.
- Making just his second career start and his first since the 2015 season, recorded three tackles in MSU's season opener against Charleston Southern (9/2).
- Recorded a season-high seven tackles at Louisiana Tech (9/9), including a career-high 2.0 TFL off the first sacks of his career. Also forced two fumble to become the first Bulldog since Dez Harrison (9/17/2016 at LSU) to force two fumbles in a game.
- Recovered his first fumble of the season with a second-half scoop at No. 13 Auburn (9/30).
- Totaled two stops, including a 1.0 TFL, and his first pass break-up of the season against BYU (10/14).
- Snagged an interception against Kentucky (10/21), returning it 84 yards for his first pick six of his career. It was his first interception since Nov. 30, 2015 against NC State in the Belk Bowl and MSU's first pick six since Nov. 26, 2016 against Ole Miss when Cedric Jiles returned a pick 74 yards for a score.

### CAREER STATS

YEAR	G/GS	TT	UT	AT	TFL-YDS	SCK-YDS	FF/FR	PBU	INT-YD
2015	13/1	49	20	29	2.5-9	0.0-0	0/0	1	2-0
2016	13/0	43	18	25	0.5-2	0.0-0	0/1	1	0-0
2017	12/12	35	11	24	9.5-32	3.5-19	3/1	2	1-84
<b>TOTALS</b>	<b>38/13</b>	<b>127</b>	<b>49</b>	<b>78</b>	<b>12.5-43</b>	<b>3.5-19</b>	<b>3/2</b>	<b>4</b>	<b>3-84</b>

### 2017 GAME-BY-GAME

OPPONENT	TT	UT	AT	TFL-YDS	SCK-YDS	FF/FR	PBU	INT-YD
Charleston Southern*	3	2	1	0.0-0	0.0-0	0/0	0	0-0
at Louisiana Tech*	7	2	5	2.0-12	2.0-12	2/0	0	0-0
LSU*	2	0	2	0.0-0	0.0-0	0/0	0	0-0
at Georgia*	4	1	3	0.0-0	0.0-0	0/0	0	0-0
at Auburn*	2	1	1	1.0-4	0.0-0	0/1	0	0-0
BYU*	2	1	1	1.0-1	0.0-0	0/0	1	0-0
Kentucky*	1	0	1	0.0-0	0.0-0	0/0	0	1-84
at Texas A&M*	2	1	1	1.0-1	0.0-0	0/0	0	0-0
UMass*	5	1	4	1.5-3	0.0-0	1/0	1	0-0
Alabama*	2	1	1	1.5-4	1.0-2	0/0	0	0-0
at Arkansas*	1	0	1	0.0-0	0.0-0	0/0	0	0-0
Ole Miss*	4	1	3	1.5-7	0.5-5	0/0	0	0-0
<b>TOTALS</b>	<b>35</b>	<b>11</b>	<b>24</b>	<b>9.5-32</b>	<b>3.5-19</b>	<b>3/1</b>	<b>2</b>	<b>1-84</b>





# DEZ HARRIS

LINEBACKER  
6-4 • 243 • Sr. • 3L  
Bessemer, Ala.  
(McAdory)

11

## 2017 HIGHLIGHTS

- Team captain who ranks fifth on the team in tackles with 56.
- Missed the final two games of the regular season with a leg injury.
- Grabbed five tackles in his first-career start in MSU's season opener against Charleston Southern (9/2).
- Racked up six tackles, including four solo stops, at Louisiana Tech (9/9), while recording the first sack of his career.
- Turned in his first double-digit tackle performance with a career-best 12 at No. 11 Georgia (9/23) while forcing a fumble.
- Recorded seven tackles against BYU (10/14) to bring his season total to a career-high 38 through just the first six games of the 2017 season.
- Grabbed nine tackles against Kentucky (10/21) to push his career total for tackles over 100. Also added one sack for a career-high loss of six yards.

## CAREER STATS

YEAR	G/GS	TT	UT	AT	TFL-YDS	SCK-YDS	FF/FR	PBU	INT-YD
2014	6/0	10	6	4	0.0-0	0.0-0	0/0	0	0-0
2015	7/0	9	3	6	0.0-0	0.0-0	0/0	0	0-0
2016	13/0	37	21	16	2.5-11	0.0-0	2/0	0	0-0
2017	10/10	56	17	39	3.0-9	2.0-8	1/0	0	0-0
<b>TOTALS</b>	<b>36/10</b>	<b>112</b>	<b>47</b>	<b>65</b>	<b>5.5-20</b>	<b>2.0-8</b>	<b>3/0</b>	<b>0</b>	<b>0-0</b>

## 2017 GAME-BY-GAME

OPPONENT	TT	UT	AT	TFL-YDS	SCK-YDS	FF/FR	PBU	INT-YD
Charleston Southern*	5	2	3	1.0-1	0.0-0	0/0	0	0-0
at Louisiana Tech*	6	4	2	1.0-2	1.0-2	0/0	0	0-0
LSU*	6	0	6	0.0-0	0.0-0	0/0	0	0-0
at Georgia*	12	1	11	0.0-0	0.0-0	1/0	0	0-0
at Auburn*	2	1	1	0.0-0	0.0-0	0/0	0	0-0
BYU*	7	3	4	0.0-0	0.0-0	0/0	0	0-0
Kentucky*	9	1	8	1.0-6	1.0-6	0/0	0	0-0
at Texas A&M*	1	1	0	0.0-0	0.0-0	0/0	0	0-0
UMass*	7	3	4	0.0-0	0.0-0	0/0	0	0-0
Alabama*	1	1	0	0.0-0	0.0-0	0/0	0	0-0
at Arkansas				-----DNP-----				
Ole Miss				-----DNP-----				
<b>TOTALS</b>	<b>56</b>	<b>17</b>	<b>39</b>	<b>3.0-9</b>	<b>2.0-8</b>	<b>1/0</b>	<b>0</b>	<b>0-0</b>



# GRANT HARRIS

DEFENSIVE TACKLE  
6-3 • 285 • Jr. • SQ  
Bolton, Miss.  
(Clinton)

90

## 2017 HIGHLIGHTS

- Appeared in 12 games as a back-up on MSU's defensive line, recording a career-high 13 tackles.
- Tied career high with two tackles at Louisiana Tech (9/9).
- Racked up career-tying two tackles on the road against No. 11 Georgia (9/23) and No. 13 Auburn (9/30).
- Lone tackle against Ole Miss (11/23) was his career-first sack for a loss of 10 yards, which was also his first tackle for loss as a Bulldog.

## CAREER STATS

YEAR	G/GS	TT	UT	AT	TFL-YDS	SCK-YDS	FF/FR	PBU	INT-YD
2015	5/0	3	0	3	0.0-0	0.0-0	0/0	0	0-0
2016	6/0	3	0	3	0.0-0	0.0-0	0/0	0	0-0
2017	12/0	13	1	8	1.0-10	1.0-10	0/0	0	0-0
<b>TOTALS</b>	<b>23/0</b>	<b>19</b>	<b>5</b>	<b>14</b>	<b>1.0-10</b>	<b>1.0-10</b>	<b>0/0</b>	<b>0</b>	<b>0-0</b>

## 2017 GAME-BY-GAME

OPPONENT	TT	UT	AT	TFL-YDS	SCK-YDS	FF/FR	PBU	INT-YD
Charleston Southern	1	0	1	0.0-0	0.0-0	0/0	0	0-0
at Louisiana Tech	2	1	1	0.0-0	0.0-0	0/0	0	0-0
LSU	1	0	1	0.0-0	0.0-0	0/0	0	0-0
at Georgia	2	1	1	0.0-0	0.0-0	0/0	0	0-0
at Auburn	2	2	0	0.0-0	0.0-0	0/0	0	0-0
BYU	1	0	1	0.0-0	0.0-0	0/0	0	0-0
Kentucky	0	0	0	0.0-0	0.0-0	0/0	0	0-0
at Texas A&M	0	0	0	0.0-0	0.0-0	0/0	0	0-0
UMass	2	0	2	0.0-0	0.0-0	0/0	0	0-0
Alabama	1	0	1	0.0-0	0.0-0	0/0	0	0-0
at Arkansas	0	0	0	0.0-0	0.0-0	0/0	0	0-0
Ole Miss	1	1	0	1.0-10	1.0-10	0/0	0	0-0
<b>TOTALS</b>	<b>13</b>	<b>5</b>	<b>8</b>	<b>1.0-10</b>	<b>1.0-10</b>	<b>0/0</b>	<b>0</b>	<b>0-0</b>



# KYLIN HILL

**RUNNING BACK**  
5-11 • 212 • Fr. • HS  
Columbus, Miss.  
(Columbus)

# 8

## 2017 HIGHLIGHTS

- Ranks third among SEC freshmen running backs with 299 yards rushing, which is good for second amongst MSU's running back corps.
- Made his collegiate debut in MSU's season opener against Charleston Southern (9/2), racking up 62 yards on nine carries. Rushed on four straight plays for a combined 35 yards to open the fourth drive of the game.
- Playing most of the second half at Louisiana Tech (9/9), carried for 62 yards rushing and his first collegiate touchdown on a 1-yard score.
- Reeled in his first receptions as a Bulldog with a 10-yard catch at No. 11 Georgia (9/23) and added 21 yards rushing on seven carries.
- Turned in his best receiving game of the season at Arkansas (11/18) with two catches for a career-high 26 yards. Recorded a huge tackle on special teams with a 10-yard TFL to keep Arkansas from picking up a first down on a fake punt attempt.
- Closed the regular season with his best rushing performance to date with 82 yards on 13 carries to average 6.3 yards per rush, including a career-long, 30-yard touchdown carry, versus Ole Miss (11/23).

## CAREER RUSHING STATS

YEAR	G/GS	NO.	YDS	AVG.	TD
2017	12/0	70	364	5.2	2
<b>TOTALS</b>	<b>12/0</b>	<b>70</b>	<b>364</b>	<b>5.2</b>	<b>2</b>

## CAREER RECEIVING STATS

YEAR	G/S	NO.	YDS	AVG.	TD
2017	12/0	4	38	9.5	0
<b>TOTALS</b>	<b>12/0</b>	<b>4</b>	<b>38</b>	<b>9.5</b>	<b>0</b>

## 2017 RUSHING GAME-BY-GAME

OPPONENT	NO.	YDS	AVG.	TD
Charleston Southern	9	62	6.9	0
at Louisiana Tech	10	62	6.2	1
LSU	2	11	5.5	0
at Georgia	7	21	3.0	0
at Auburn	8	34	4.3	0
BYU	7	44	6.3	0
Kentucky	2	16	8.0	0
at Texas A&M	5	10	2.0	0
UMass	0	0	0.0	0
Alabama	4	7	1.8	0
at Arkansas	3	15	5.0	0
Ole Miss	13	82	6.3	1
<b>TOTALS</b>	<b>70</b>	<b>364</b>	<b>5.2</b>	<b>2</b>

## 2017 RECEIVING GAME-BY-GAME

YEAR	NO.	YDS	AVG.	TD
Charleston Southern	0	0	0.0	0
at Louisiana Tech	0	0	0.0	0
LSU	0	0	0.0	0
at Georgia	1	10	10.0	0
at Auburn	0	0	0.0	0
BYU	0	0	0.0	0
Kentucky	0	0	0.0	0
at Texas A&M	0	0	0.0	0
UMass	0	0	0.0	0
Alabama	1	2	2.0	0
at Arkansas	2	26	13.0	0
Ole Miss	0	0	0.0	0
<b>TOTALS</b>	<b>4</b>	<b>38</b>	<b>9.5</b>	<b>0</b>



# BRAXTON HOYETT

**DEFENSIVE LINE**  
6-3 • 303 • Jr. • 1L  
Pelham, Ala.  
(Pelham)

# 95

## 2017 HIGHLIGHTS

- Developed into one of the main starters on MSU's defensive line, recording a career-high 20 tackles over the season.
- Made his first appearance of the season at Louisiana Tech (9/9).
- In his first-career start, grabbed two tackles against No. 11 LSU (9/16), while setting a career-best mark with 1.0 TFL.
- Recorded the first sack of his career against Kentucky (10/21). Also tallied his first-career interception against the Wildcats, returning it two yards to set up an MSU scoring drive at the UK38.
- Set a career high with four tackles against Ole Miss (11/23) in the 2017 Egg Bowl.

## CAREER STATS

YEAR	G/GS	TT	UT	AT	TFL-YDS	SCK-YDS	FF/FR	PBU	INT-YD
2015	7/0	4	0	4	0.5-2	0.0-0	0/0	0	0-0
2016	13/0	15	6	9	2.0-4	0.0-0	0/1	0	0-0
2017	11/10	20	4	16	2.5-3	0.5-1	0/0	0	1-2
<b>TOTALS</b>	<b>31/10</b>	<b>39</b>	<b>10</b>	<b>29</b>	<b>5.0-9</b>	<b>0.5-1</b>	<b>0/1</b>	<b>0</b>	<b>1-2</b>

## 2017 GAME-BY-GAME

OPPONENT	TT	UT	AT	TFL-YDS	SCK-YDS	FF/FR	PBU	INT-YD
Charleston Southern				-----DNP-----				
at Louisiana Tech	0	0	0	0.0-0	0.0-0	0/0	0	0-0
LSU*	2	1	1	1.0-1	0.0-0	0/0	0	0-0
at Georgia*	1	0	1	0.0-1	0.0-0	0/0	0	0-0
at Auburn*	2	2	0	0.0-0	0.0-0	0/0	0	0-0
BYU*	1	0	1	0.0-0	0.0-0	0/0	0	0-0
Kentucky*	1	0	1	0.5-1	0.5-1	0/0	0	1-2
at Texas A&M*	0	0	0	0.0-0	0.0-0	0/0	0	0-0
UMass*	3	0	3	0.0-0	0.0-0	0/0	0	0-0
Alabama*	3	0	3	0.0-0	0.0-0	0/0	0	0-0
at Arkansas*	3	1	2	0.0-0	0.0-0	0/0	0	0-0
Ole Miss*	4	0	4	1.0-1	0.0-0	0/0	0	0-0
<b>TOTALS</b>	<b>20</b>	<b>4</b>	<b>16</b>	<b>2.5-3</b>	<b>0.5-1</b>	<b>0/0</b>	<b>0</b>	<b>1-2</b>



# JESSE JACKSON

WIDE RECEIVER

6-2 • 210 • Jr. • 2L

Petal, Miss.

(Petal)

86

## 2017 HIGHLIGHTS

- Leads the team with a career-high 24 receptions, racking up a career-best 238 receiving yards.
- Has recorded multiple receptions in eight of 12 contests this season, including eight of the last nine games.
- Made just his second-career start against No. 11 LSU (9/16), reeling in one reception for eight yards.
- Recorded the first multi-reception game of his career with two for 15 yards at No. 11 Georgia (9/23).
- Bested his career high with four catches for 39 yards receiving at No. 24 Texas A&M (10/28). He would tie his career-best with four receptions against UMass (11/4) to totaled 36 yards.
- Caught two passes for 19 yards at Arkansas (11/18) while also recording the first rushing yards of his career with a 7-yard rush against the Razorbacks.
- Closed the regular season with a career-high 45 yards on two catches, including a career-long reception for 32 yards, against Ole Miss in the Egg Bowl (11/23).

## CAREER RECEIVING STATS

YEAR	G/S	NO.	YDS	AVG.	TD
2015	12/0	0	0	0.0	0
2016	13/1	1	7	7.0	0
2017	12/7	24	238	9.9	0
<b>TOTALS</b>	<b>36/8</b>	<b>25</b>	<b>245</b>	<b>9.8</b>	<b>0</b>

## 2017 RECEIVING GAME-BY-GAME

YEAR	NO.	YDS	AVG.	TD
Charleston Southern	1	15	15.0	0
at Louisiana Tech	1	14	14.0	0
LSU*	1	8	8.0	0
at Georgia*	2	15	7.5	0
at Auburn*	2	17	8.5	0
BYU	2	6	3.0	0
Kentucky	3	24	8.0	0
at Texas A&M*	4	39	9.6	0
UMass*	4	36	9.0	0
Alabama	0	0	0.0	0
at Arkansas*	2	19	9.5	0
Ole Miss*	2	45	22.5	0
<b>TOTALS</b>	<b>22</b>	<b>193</b>	<b>8.8</b>	<b>0</b>



# JUSTIN JOHNSON

TIGHT END

6-3 • 247 • Jr. • 2L

Birmingham, Ala.

(Hoover)

81

## 2017 HIGHLIGHTS

- Served as a backup tight end, setting career highs with eight receptions and 44 yards.
- Caught a career-high three passes for nine yards at No. 13 Auburn (9/30), including a 5-yard TD reception. It was his first score since Sept. 5, 2015, against Southern Miss.
- Recorded his career-high sixth reception of the season against UMass (11/4) for a season-high 12 yards.

## CAREER RECEIVING STATS

YEAR	G/S	NO.	YDS	AVG.	TD
2015	11/0	5	41	8.2	1
2016	13/2	5	34	6.8	0
2017	12/0	8	44	5.3	1
<b>TOTALS</b>	<b>36/2</b>	<b>18</b>	<b>119</b>	<b>6.6</b>	<b>2</b>

## 2017 RECEIVING GAME-BY-GAME

YEAR	NO.	YDS	AVG.	TD
Charleston Southern	0	0	0.0	0
at Louisiana Tech	1	5	5.0	0
LSU	0	0	0.0	0
at Georgia	0	0	0.0	0
at Auburn	3	9	3.0	1
BYU	0	0	0.0	0
Kentucky	0	0	0.0	0
at Texas A&M	1	4	4.0	0
UMass	1	12	12.0	0
Alabama	1	7	7.0	0
at Arkansas	0	0	0.0	0
Ole Miss	1	7	7.0	0
<b>TOTALS</b>	<b>8</b>	<b>44</b>	<b>5.5</b>	<b>1</b>



## KOBE JONES

DEFENSIVE END  
6-4 • 275 • RFr. • RS  
Starkville, Miss.  
(Starkville)

# 52

### 2017 HIGHLIGHTS

- Saw the first action of his career this season as part of MSU's special teams and as a backup defensive end.
- Making his collegiate debut against Charleston Southern (9/2), tied for the team lead with six total tackles, including 2.5 tackles for loss, while forcing a fumble. His TFL led all SEC freshmen over Week 1.

### CAREER STATS

YEAR	G/GS	TT	UT	AT	TFL-YDS	SCK-YDS	FF/FR	PBU	INT-YD
2017	12/0	16	6	10	3.5-6	0.0-0	1/0	0	0-0
<b>TOTALS</b>	<b>12/0</b>	<b>16</b>	<b>6</b>	<b>10</b>	<b>3.5-6</b>	<b>0.0-0</b>	<b>1/0</b>	<b>0</b>	<b>0-0</b>

### 2017 GAME-BY-GAME

OPPONENT	TT	UT	AT	TFL-YDS	SCK-YDS	FF/FR	PBU	INT-YD
Charleston Southern	6	3	3	2.5-5	0.0-0	1/0	0	0-0
at Louisiana Tech	2	1	1	0.0-0	0.0-0	0/0	0	0-0
LSU	0	0	0	0.0-0	0.0-0	0/0	0	0-0
at Georgia	3	0	3	0.0-0	0.0-0	0/0	0	0-0
at Auburn	3	2	1	1.0-1	0.0-0	0/0	0	0-0
BYU	1	0	1	0.0-0	0.0-0	0/0	0	0-0
Kentucky	1	0	1	0.0-0	0.0-0	0/0	0	0-0
at Texas A&M	0	0	0	0.0-0	0.0-0	0/0	0	0-0
UMass	0	0	0	0.0-0	0.0-0	0/0	0	0-0
Alabama	0	0	0	0.0-0	0.0-0	0/0	0	0-0
at Arkansas	0	0	0	0.0-0	0.0-0	0/0	0	0-0
Ole Miss	0	0	0	0.0-0	0.0-0	0/0	0	0-0
<b>TOTALS</b>	<b>16</b>	<b>6</b>	<b>10</b>	<b>3.5-6</b>	<b>0.0-0</b>	<b>1/0</b>	<b>0</b>	<b>0-0</b>



## TRAVER JUNG

LINEBACKER  
6-4 • 226 • Sr. • 1L  
Greenville, Miss.  
(Holmes)

# 3

### 2017 HIGHLIGHTS

- Primarily saw action this season as part of MSU's special teams.
- Returned from injury and recorded a tackle against BYU (10/14).

### CAREER STATS

YEAR	G/GS	TT	UT	AT	TFL-YDS	SCK-YDS	FF/FR	PBU	INT-YD
2016	13/2	25	18	7	3.0-8	2.5-5	1/1	5	0-0
2017	10/0	6	2	4	1.0-2	0.0-0	0/0	0	0-0
<b>TOTALS</b>	<b>23/2</b>	<b>31</b>	<b>20</b>	<b>11</b>	<b>4.0-10</b>	<b>2.5-5</b>	<b>1/1</b>	<b>5</b>	<b>0-0</b>

### 2017 GAME-BY-GAME

OPPONENT	TT	UT	AT	TFL-YDS	SCK-YDS	FF/FR	PBU	INT-YD
Charleston Southern	3	2	1	1.0-2	0.0-0	0/0	0	0-0
at Louisiana Tech	1	0	1	0.0-0	0.0-0	0/0	0	0-0
LSU	1	0	1	0.0-0	0.0-0	0/0	0	0-0
at Georgia				-----DNP-----				
at Auburn				-----DNP-----				
BYU	1	0	1	0.0-0	0.0-0	0/0	0	0-0
Kentucky	0	0	0	0.0-0	0.0-0	0/0	0	0-0
at Texas A&M	0	0	0	0.0-0	0.0-0	0/0	0	0-0
UMass	0	0	0	0.0-0	0.0-0	0/0	0	0-0
Alabama	0	0	0	0.0-0	0.0-0	0/0	0	0-0
at Arkansas	0	0	0	0.0-0	0.0-0	0/0	0	0-0
Ole Miss	0	0	0	0.0-0	0.0-0	0/0	0	0-0
<b>TOTALS</b>	<b>6</b>	<b>2</b>	<b>4</b>	<b>1.0-2</b>	<b>0.0-0</b>	<b>0/0</b>	<b>0</b>	<b>0-0</b>



## DONTAVIAN LEE

RUNNING BACK  
6-1 • 235 • Jr. • 2L  
Hattiesburg, Miss.  
(Forrest County Agricultural)

# 28

### 2017 HIGHLIGHTS

- Backup running back that has also seen action on special teams.
- Scored first collegiate touchdown on a 1-yard rush against Charleston Southern (9/2).

### CAREER RUSHING STATS

YEAR	G/GS	NO.	YDS	AVG.	TD
2015	10/0	22	137	6.2	0
2016	13/0	7	27	3.9	0
2017	12/0	16	64	4.0	1
<b>TOTALS</b>	<b>35/0</b>	<b>45</b>	<b>228</b>	<b>5.1</b>	<b>1</b>

### 2017 RUSHING GAME-BY-GAME

OPPONENT	NO.	YDS	AVG.	TD
Charleston Southern	2	4	2.0	1
at Louisiana Tech	2	15	7.5	0
LSU	3	7	2.3	0
at Georgia	1	7	7.0	0
at Auburn	0	0	0.0	0
BYU	3	12	4.0	0
Kentucky	3	10	3.3	0
at Texas A&M	1	4	4.0	0
UMass	0	0	0.0	0
Alabama	0	0	0.0	0
at Arkansas	1	5	5.0	0
Ole Miss	0	0	0.0	0
<b>TOTALS</b>	<b>16</b>	<b>64</b>	<b>4.0</b>	<b>1</b>





# LEO LEWIS

LINEBACKER  
6-2 • 235 • So. • 1L  
Brookhaven, Miss.  
(Brookhaven)

# 10

## 2017 HIGHLIGHTS

- Grabbed 43 tackles this season with help of 11 multi-tackle outings. In 25 career games, Lewis has recorded multiple tackles in 24 contests.
- Recorded a season-best eight tackles against No. 11 LSU (9/16), while forcing his first career fumble.
- Grabbed three tackles against BYU (10/14) to push his career total to over 100 as a Bulldog.
- Matched his season high and led the team with eight tackles on the road at No. 24 Texas A&M (10/28).

## CAREER STATS

YEAR	G/GS	TT	UT	AT	TFL-YDS	SCK-YDS	FF/FR	PBU	INT-YD
2016	13/13	79	35	44	4.5-9	1.0-2	0/0	1	0-0
2017	12/11	43	13	30	1.0-10	1.0-10	1/0	1	0-0
<b>TOTALS</b>	<b>25/24</b>	<b>122</b>	<b>48</b>	<b>74</b>	<b>5.5-19</b>	<b>2.0-12</b>	<b>1/0</b>	<b>2</b>	<b>0-0</b>

## 2017 GAME-BY-GAME

OPPONENT	TT	UT	AT	TFL-YDS	SCK-YDS	FF/FR	PBU	INT-YD
Charleston Southern*	1	0	1	0.0-0	0.0-0	0/0	0	0-0
at Louisiana Tech	3	1	2	0.5-6	0.5-6	0/0	0	0-0
LSU*	8	1	7	0.0-0	0.0-0	1/0	1	0-0
at Georgia*	3	0	3	0.0-0	0.0-0	0/0	0	0-0
at Auburn*	3	1	2	0.0-0	0.0-0	0/0	0	0-0
BYU*	3	1	2	0.0-0	0.0-0	0/0	0	0-0
Kentucky*	3	1	2	0.0-0	0.0-0	0/0	0	0-0
at Texas A&M*	4	4	8	0.0-0	0.0-0	0/0	0	0-0
UMass*	3	1	2	0.0-0	0.0-0	0/0	0	0-0
Alabama*	4	0	4	0.0-0	0.0-0	0/0	0	0-0
at Arkansas*	2	2	0	0.0-0	0.0-0	0/0	0	0-0
Ole Miss*	2	1	1	0.5-4	0.5-4	0/0	0	0-0
<b>TOTALS</b>	<b>43</b>	<b>13</b>	<b>30</b>	<b>1.0-10</b>	<b>1.0-10</b>	<b>1/0</b>	<b>1</b>	<b>0-0</b>



# MARK MCLAURIN

SAFETY  
6-2 • 215 • Jr. • 2L  
Collins, Miss.  
(Collins)

# 41

## 2017 HIGHLIGHTS

- Leads the team and ranks in the top 30 in the SEC with 68 total tackles.
- Reeled in a team-leading six interceptions this season, which stands sixth in the conference.
- Tied then career-high with 10 tackles at Louisiana Tech (9/9) while also reeling in the first MSU interception of the season, which he returned for a career-long 32 yards.
- Grabbed a team-leading nine tackles against No. 11 LSU (9/16).
- Recorded three tackles, including his first TFL of the season, at No. 13 Auburn (9/30).
- Led MSU against Kentucky (10/21) with a career-high 11 tackles, while also forcing his first career fumble. Also set a career-high with two pass break-ups against the Wildcats.
- Tallied six tackles and his team-leading second interception of the season during the first half at No. 24 Texas A&M (10/28).
- Led MSU and matched his career high with 11 tackles against No. 2 Alabama (11/11), including a career-high 1.5 sacks for a loss of seven yards.
- Made four stops, including 1.0 TFL, and snagged a career-high third interception of the season for an 8-yard return against Ole Miss (11/23).

## CAREER STATS

YEAR	G/GS	TT	UT	AT	TFL-YDS	SCK-YDS	FF/FR	PBU	INT-YD
2015	12/0	20	10	10	0.0-0	0.0-0	0/0	3	0-0
2016	13/6	51	28	23	2.0-5	1.0-4	0/2	5	2-27
2017	12/11	68	28	40	3.0-10	1.5-7	1/0	5	3-43
<b>TOTALS</b>	<b>37/17</b>	<b>139</b>	<b>66</b>	<b>73</b>	<b>5.0-15</b>	<b>2.5-11</b>	<b>1/2</b>	<b>13</b>	<b>5-70</b>

## 2017 GAME-BY-GAME

OPPONENT	TT	UT	AT	TFL-YDS	SCK-YDS	FF/FR	PBU	INT-YD
Charleston Southern*	0	0	0	0.0-0	0.0-0	0/0	1	0-0
at Louisiana Tech*	10	6	4	0.0-0	0.0-0	0/0	1	1-32
LSU*	9	4	5	0.0-0	0.0-0	0/0	0	0-0
at Georgia*	6	2	4	0.0-0	0.0-0	0/0	0	0-0
at Auburn*	3	1	2	0.5-0	0.0-0	0/0	0	0-0
BYU*	3	0	3	0.0-0	0.0-0	0/0	0	0-0
Kentucky*	11	4	7	0.0-0	0.0-0	1/0	2	0-0
at Texas A&M*	6	3	3	0.0-0	0.0-0	0/0	0	1-3
UMass*	1	1	0	0.0-0	0.0-0	0/0	0	0-0
Alabama*	11	5	6	1.5-7	1.5-7	0/0	1	0-0
at Arkansas	3	1	2	0.0-0	0.0-0	0/0	0	0-0
Ole Miss*	5	1	4	1.0-3	0.0-0	0/0	0	1-8
<b>TOTALS</b>	<b>68</b>	<b>28</b>	<b>40</b>	<b>3.0-10</b>	<b>1.5-7</b>	<b>1/0</b>	<b>5</b>	<b>3-43</b>



## KEITH MIXON

WIDE RECEIVER  
5-8 • 187 • So. • 1L  
Birmingham, Ala.  
(Shades Valley School)

# 23

### 2017 HIGHLIGHTS

- Despite battling a foot injury over the latter half of the season, leads the team with 275 yards receiving. Also serves time as a returner on special teams.
- In just his second career start, made a 15-yard reception against Charleston Southern (9/2).
- Saw first special teams action of the season at Louisiana Tech (9/9) with three kick returns to rack up a total of 42 yards.
- Reeled in a career-high six receptions for a career-best 97 yards against No. 11 LSU (9/16).
- Tallied his first rush of the season for 11 yards at No. 11 Georgia (9/23) while also reeling in three catches for 12 yards.
- Lone reception against No. 13 Auburn (9/30) was a career long of 45 yards.
- Tallied season-long kick return for 25 yards against BYU (10/14) while also recording five catches for 69 yards.
- After missing the Kentucky game due to injury, returned to the field at No. 24 Texas A&M and caught one pass for 17 yards.

### CAREER RECEIVING STATS

YEAR	G/GS	NO.	YDS	AVG.	TD
2016	13/1	19	228	12.0	2
2017	8/7	18	275	15.3	1
<b>TOTALS</b>	<b>21/8</b>	<b>37</b>	<b>503</b>	<b>13.6</b>	<b>3</b>

### CAREER RUSHING STATS

YEAR	G/GS	NO.	YDS	AVG.	TD
2016	13/1	25	106	4.2	0
2017	8/7	2	13	6.5	0
<b>TOTALS</b>	<b>21/8</b>	<b>27</b>	<b>119</b>	<b>4.4</b>	<b>0</b>

### CAREER KICK RETURN STATS

YEAR	G/GS	NO.	YDS	AVG.	TD
2016	13/1	11	277	25.2	0
2017	8/7	5	89	17.8	0
<b>TOTALS</b>	<b>21/8</b>	<b>16</b>	<b>366</b>	<b>22.9</b>	<b>0</b>

### 2017 RECEIVING GAME-BY-GAME

OPPONENT	NO.	YDS	AVG.	TD
Charleston Southern*	1	15	15.0	0
at Louisiana Tech*	0	0	0.0	0
LSU*	6	97	16.2	1
at Georgia*	3	12	4.0	0
at Auburn*	1	45	45.0	0
BYU*	5	69	13.8	0
Kentucky		---	DNP---	
at Texas A&M	1	17	17.0	0
UMass		---	DNP---	
Alabama	1	20	20.0	0
at Arkansas		---	DNP---	
Ole Miss		---	DNP---	
<b>TOTALS</b>	<b>18</b>	<b>275</b>	<b>15.3</b>	<b>1</b>

### 2017 RUSHING GAME-BY-GAME

OPPONENT	NO.	YDS	AVG.	TD
Charleston Southern*	0	0	0.0	0
at Louisiana Tech*	0	0	0.0	0
LSU*	0	0	0.0	0
at Georgia*	1	11	11.0	0
at Auburn*	1	2	2.0	0
BYU*	0	0	0.0	0
Kentucky		---	DNP---	
at Texas A&M	0	0	0.0	0
UMass		---	DNP---	
Alabama	0	0	0.0	0
at Arkansas		---	DNP---	
Ole Miss		---	DNP---	
<b>TOTALS</b>	<b>2</b>	<b>13</b>	<b>6.5</b>	<b>0</b>



## C.J. MORGAN

SAFETY  
6-0 • 202 • Fr. • RS  
Bossier City, La.  
(Parkway)

# 29

### 2017 HIGHLIGHTS

- A backup safety that has primarily seen action on special teams.
- Made collegiate debut against Charleston Southern (9/2), recording two tackles.
- Racked up a career-high three tackles at Louisiana Tech (9/9).

### CAREER STATS

YEAR	G/GS	TT	UT	AT	TFL-YDS	SCK-YDS	FF/FR	PBU	INT-YD
2017	9/0	5	4	1	0.0-0	0.0-0	0/0	0	0-0
<b>TOTALS</b>	<b>9/0</b>	<b>5</b>	<b>4</b>	<b>1</b>	<b>0.0-0</b>	<b>0.0-0</b>	<b>0/0</b>	<b>0</b>	<b>0-0</b>

### 2017 GAME-BY-GAME

OPPONENT	TT	UT	AT	TFL-YDS	SCK-YDS	FF/FR	PBU	INT-YD
Charleston Southern	2	1	1	0.0-0	0.0-0	0/0	0	0-0
at Louisiana Tech	3	3	0	0.0-0	0.0-0	0/0	0	0-0
LSU	0	0	0	0.0-0	0.0-0	0/0	0	0-0
at Georgia	0	0	0	0.0-0	0.0-0	0/0	0	0-0
at Auburn	0	0	0	0.0-0	0.0-0	0/0	0	0-0
BYU	0	0	0	0.0-0	0.0-0	0/0	0	0-0
Kentucky	0	0	0	0.0-0	0.0-0	0/0	0	0-0
at Texas A&M				----	DNP----			
UMass	0	0	0	0.0-0	0.0-0	0/0	0	0-0
Alabama	0	0	0	0.0-0	0.0-0	0/0	0	0-0
at Arkansas				----	DNP----			
Ole Miss				----	DNP----			
<b>TOTALS</b>	<b>5</b>	<b>4</b>	<b>1</b>	<b>0.0-0</b>	<b>0.0-0</b>	<b>0/0</b>	<b>0</b>	<b>0-0</b>



## ALEC MURPHY

RUNNING BACK  
6-0 • 230 • So. • SQ  
Nixa, Mo.  
(Nixa)

# 26

### 2017 HIGHLIGHTS

- Serves as a backup option at running back.
- Racked up the first rushing yardage of his career with nine off two attempts against Charleston Southern (9/2).

### CAREER RUSHING STATS

YEAR	G/GS	NO.	YDS	AVG.	TD
2016	4/0	0	0	0.0	0
2017	7/0	2	9	4.5	0
<b>TOTALS</b>	<b>11/0</b>	<b>2</b>	<b>9</b>	<b>4.5</b>	<b>0</b>

### 2017 RUSHING GAME-BY-GAME

OPPONENT	NO.	YDS	AVG.	TD
Charleston Southern	2	9	4.5	0
at Louisiana Tech	0	0	0.0	0
LSU		---	DNP---	
at Georgia	0	0	0.0	0
at Auburn	0	0	0.0	0
BYU	0	0	0.0	0
Kentucky	0	0	0.0	0
at Texas A&M		---	DNP---	
UMass		---	DNP---	
Alabama	0	0	0.0	0
at Arkansas		---	DNP---	
Ole Miss		---	DNP---	
<b>TOTALS</b>	<b>2</b>	<b>9</b>	<b>4.5</b>	<b>0</b>



# GABE MYLES

WIDE RECEIVER

6-0 • 195 • Sr. • 3L

Starkville, Miss.

(Starkville)

5

## 2017 HIGHLIGHTS

- Starter at wide receiver and option at punt returner. Missed the majority of the season battling a foot injury.
- Against Charleston Southern (9/2), caught first touchdown reception since Sept. 9, 2015, against Auburn.
- Lone catch at Louisiana Tech (9/9) was a 21-yard TD reception, marking the first time since 2015 (Northwestern State [9/19] and Auburn [9/26]) that Myles has scored in back-to-back games.
- Missed LSU, Georgia and Auburn games due to a foot injury.
- Returned from injury against BYU (10/14) to record one catch for 20 yards.
- In just his second game returning from injury, reeled in a season-best four passes for a season-high 30 yards against Kentucky (10/21).

## CAREER RECEIVING STATS

YEAR	G/S	NO.	YDS	AVG.	TD
2014	13/3	22	178	8.1	0
2015	10/0	12	175	14.6	2
2016	13/4	8	63	7.9	0
2017	5/4	9	90	10.0	2
<b>TOTALS</b>	<b>41/11</b>	<b>51</b>	<b>506</b>	<b>19.9</b>	<b>4</b>

## CAREER PUNT RETURN STATS

YEAR	G/GS	NO.	YDS	AVG.	TD
2014	13/3	0	0	0.0	0
2015	10/0	0	0	0.0	0
2016	13/4	0	0	0.0	0
2017	5/4	5	18	3.6	0
<b>TOTALS</b>	<b>41/11</b>	<b>5</b>	<b>18</b>	<b>3.6</b>	<b>0</b>

## 2017 RECEIVING GAME-BY-GAME

YEAR	NO.	YDS	AVG.	TD
Charleston Southern*	3	19	6.3	1
at Louisiana Tech*	1	21	21.0	1
LSU		-----DNP-----		
at Georgia		-----DNP-----		
at Auburn		-----DNP-----		
BYU*	1	20	20.0	0
Kentucky*	4	30	7.5	0
at Texas A&M		-----DNP-----		
UMass		-----DNP-----		
Alabama		-----DNP-----		
at Arkansas		-----DNP-----		
Ole Miss	0	0	0.0	0
<b>TOTALS</b>	<b>9</b>	<b>90</b>	<b>10.0</b>	<b>2</b>



# JAMAL PETERS

CORNERBACK

6-2 • 218 • Jr. • 2L

Bassfield, Miss.

(Bassfield)

2

## 2017 HIGHLIGHTS

- Option at cornerback, totaling 23 tackles this season.
- Recorded a 90-yard interception this season, which ranks tied for the sixth longest in MSU history.
- Set a season-high with three tackles against No. 11 LSU (9/16).
- Matched that mark with three tackles and recovered his career-first fumble at No. 11 Georgia (9/23).
- Made the first start of the season against Kentucky (10/21), grabbing two tackles.
- Grabbed one tackle and recorded his first interception of the season at No. 24 Texas A&M (10/28), returning it 90 yards for his first-career pick six. It was the longest pick six of the season for MSU and the longest interception return since Johnthan Banks returned an interception 100 yards for a score against Florida on Oct. 24, 2009.
- Recorded two tackles and his first pass break-up of the season against UMass (11/4). Also saw the first offensive action of his career with one rush for eight yards on a jet sweep.
- Earned a career-high third start of the season against No. 2 Alabama (11/11) and matched his season high with three tackles.

## CAREER STATS

YEAR	G/GS	TT	UT	AT	TFL-YDS	SCK-YDS	FF/FR	PBU	INT-YD
2015	12/2	25	12	13	1.5-7	1.0-5	0/0	2	0-0
2016	12/2	18	12	6	1.0-2	0-0	2/0	2	2-0
2017	12/3	23	8	15	0.0-0	0.0-0	0/1	1	1-90
<b>TOTALS</b>	<b>36/7</b>	<b>66</b>	<b>32</b>	<b>34</b>	<b>2.5-9</b>	<b>1.0-5</b>	<b>2/1</b>	<b>5</b>	<b>3-90</b>

## 2017 GAME-BY-GAME

OPPONENT	TT	UT	AT	TFL-YDS	SCK-YDS	FF/FR	PBU	INT-YD
Charleston Southern	1	1	0	0.0-0	0.0-0	0/0	0	0-0
at Louisiana Tech	1	0	1	0.0-0	0.0-0	0/0	0	0-0
LSU	3	0	3	0.0-0	0.0-0	0/0	0	0-0
at Georgia	3	1	2	0.0-0	0.0-0	0/1	0	0-0
at Auburn	2	2	0	0.0-0	0.0-0	0/0	0	0-0
BYU	1	0	1	0.0-0	0.0-0	0/0	0	0-0
Kentucky*	2	1	1	0.0-0	0.0-0	0/0	0	0-0
at Texas A&M	1	0	1	0.0-0	0.0-0	0/0	0	1-90
UMass*	2	1	1	0.0-0	0.0-0	0/0	1	0-0
Alabama*	3	1	2	0.0-0	0.0-0	0/0	0	0-0
at Arkansas	3	0	3	0.0-0	0.0-0	0/0	0	0-0
Ole Miss	1	1	0	0.0-0	0.0-0	0/0	0	0-0
<b>TOTALS</b>	<b>23</b>	<b>8</b>	<b>15</b>	<b>0.0-0</b>	<b>0.0-0</b>	<b>0/1</b>	<b>1</b>	<b>1-90</b>



# JOSIAH PHILLIPS

LINEBACKER  
6-4 • 241 • Jr. • SQ  
Starkville, Miss.  
(Home School)

# 45

## 2017 HIGHLIGHTS

- Backup option at linebacker that has primarily seen action on special teams.
- Recorded a tackle against Charleston Southern (9/2).
- Grabbed a solo tackle against No. 2 Alabama (11/11) to match his career high with two on the season.

## CAREER STATS

YEAR	G/GS	TT	UT	AT	TFL-YDS	SCK-YDS	FF/FR	PBU	INT-YD
2015	1/0	1	0	1	0.0-0	0.0-0	0/0	0	0-0
2016	13/0	2	1	1	0.0-0	0.0-0	0/0	0	0-0
2017	12/0	2	1	1	0.0-0	0.0-0	0/0	0	0-0
<b>TOTALS</b>	<b>26/0</b>	<b>5</b>	<b>2</b>	<b>3</b>	<b>0.0-0</b>	<b>0.0-0</b>	<b>0/0</b>	<b>0</b>	<b>0-0</b>

## 2017 GAME-BY-GAME

OPPONENT	TT	UT	AT	TFL-YDS	SCK-YDS	FF/FR	PBU	INT-YD
Charleston Southern	1	0	1	0.0-0	0.0-0	0/0	0	0-0
at Louisiana Tech	0	0	0	0.0-0	0.0-0	0/0	0	0-0
LSU	0	0	0	0.0-0	0.0-0	0/0	0	0-0
at Georgia	0	0	0	0.0-0	0.0-0	0/0	0	0-0
at Auburn	0	0	0	0.0-0	0.0-0	0/0	0	0-0
BYU	0	0	0	0.0-0	0.0-0	0/0	0	0-0
Kentucky	0	0	0	0.0-0	0.0-0	0/0	0	0-0
at Texas A&M	0	0	0	0.0-0	0.0-0	0/0	0	0-0
UMass	0	0	0	0.0-0	0.0-0	0/0	0	0-0
Alabama	1	1	0	0.0-0	0.0-0	0/0	0	0-0
at Arkansas	0	0	0	0.0-0	0.0-0	0/0	0	0-0
Ole Miss	0	0	0	0.0-0	0.0-0	0/0	0	0-0
<b>TOTALS</b>	<b>2</b>	<b>1</b>	<b>1</b>	<b>0.0-0</b>	<b>0.0-0</b>	<b>0/0</b>	<b>0</b>	<b>0-0</b>



# CHRIS RAYFORD

CORNERBACK  
6-0 • 202 • Jr. • 2L  
Byhalia, Miss.  
(Byhalia)

# 24

## 2017 HIGHLIGHTS

- Serves as an option at cornerback and has recorded 13 tackles.
- Made his first start of the season against No. 11 LSU (9/16).
- Turned in his first multi-tackle performance of the season at No. 13 Auburn (9/30), while recording the first TFL of his career.
- Grabbed a season-high four tackles on the road at Arkansas (11/18).

## CAREER STATS

YEAR	G/GS	TT	UT	AT	TFL-YDS	SCK-YDS	FF/FR	PBU	INT-YD
2015	13/0	5	3	2	0.0-0	0.0-0	0/0	0	0-0
2016	13/3	23	16	7	0.0-0	0.0-0	0/0	0	0-0
2017	12/5	13	7	5	1.0-2	0.0-0	0/0	0	0-0
<b>TOTALS</b>	<b>37/8</b>	<b>41</b>	<b>26</b>	<b>14</b>	<b>1.0-2</b>	<b>0.0-0</b>	<b>0/0</b>	<b>0</b>	<b>0-0</b>

## 2017 GAME-BY-GAME

OPPONENT	TT	UT	AT	TFL-YDS	SCK-YDS	FF/FR	PBU	INT-YD
Charleston Southern	0	0	0	0.0-0	0.0-0	0/0	0	0-0
at Louisiana Tech	1	0	1	0.0-0	0.0-0	0/0	0	0-0
LSU*	0	0	0	0.0-0	0.0-0	0/0	0	0-0
at Georgia	1	1	0	0.0-0	0.0-0	0/0	0	0-0
at Auburn*	2	2	0	1.0-2	0.0-0	0/0	0	0-0
BYU*	1	0	1	0.0-0	0.0-0	0/0	0	0-0
Kentucky*	1	0	1	0.0-0	0.0-0	0/0	0	0-0
at Texas A&M	1	1	0	0.0-0	0.0-0	0/0	0	0-0
UMass	1	1	0	0.0-0	0.0-0	0/0	0	0-0
Alabama	0	0	0	0.0-0	0.0-0	0/0	0	0-0
at Arkansas	4	2	2	0.0-0	0.0-0	0/0	0	0-0
Ole Miss	1	1	0	0.0-0	0.0-0	0/0	0	0-0
<b>TOTALS</b>	<b>13</b>	<b>8</b>	<b>5</b>	<b>1.0-2</b>	<b>0.0-0</b>	<b>0/0</b>	<b>0</b>	<b>0-0</b>



# KODY SCHEXNAYDER

PUNTER  
5-10 • 203 • So. • 1L  
River Ridge, La.  
(John Curtis)

# 27

## 2017 HIGHLIGHTS

- Serves as the backup punter.
- Booted a 28-yard punt against Charleston Southern (9/2).

## CAREER PUNTING STATS

YEAR	G	NO.	YARDS	LG	AVG	I20	50+
2016	4	18	665	52	36.9	4	2
2017	1	1	28	28	28.0	0	0
<b>TOTALS</b>	<b>5</b>	<b>19</b>	<b>693</b>	<b>52</b>	<b>36.5</b>	<b>4</b>	<b>2</b>





# JEFFERY SIMMONS

DEFENSIVE TACKLE  
6-4 • 301 • So. • 1L  
Macon, Miss.  
(Noxubee)

## 94

BEDNARIK AWARD SEMIFINALIST  
FIRST-TEAM ALL-SEC (COACHES, AP)  
SEC DEFENSIVE LINEMAN OF THE WEEK (9/11)  
SEC DEFENSIVE LINEMAN OF THE WEEK (9/18)

### 2017 HIGHLIGHTS

- Blocked three kicks this season, which is tied for the national lead.
- Ranks second on the team and 10th in the SEC with 11.0 tackles for loss.
- Tallied five tackles, including his first career sack, in his start against Charleston Southern (9/2).
- Scored two TDs at Louisiana Tech (9/9) to become the first defensive player to record two scores in a game since Johnathan Banks against Florida (10/24/09). Simmons scored more touchdowns than three SEC teams over Week 2.
- Made two blocks on special teams in the first quarter against LA Tech on a PAT and punt attempt. Simmons recovered the punt block in the endzone for his first score, marking the first blocked punt returned or recovered for a TD by MSU since Sept. 12, 2009, at Auburn.
- Also recovered a fumble at Tech and returned it 90 yards for a score. It was the longest fumble-recovery TD for MSU since Josh Morgan had a 97-yard score against BYU on Sept. 14, 2000.
- Collected seven tackles against No. 11 LSU (9/16), including a career-high 1.5 sacks for a loss of six yards.
- Totaled six tackles at No. 13 Auburn, including 1.5 TFL, while also forcing the first fumble of his career with help of a first-half sack.
- Gathered four tackles against BYU (10/14) and forced his second fumble of the season. The fumble came after a BYU interception returned to the MSU 29 as State led just by 7-0 midway through the second quarter.
- Finished with a career-best and team-leading eight tackles and had one tackle for loss in MSU's 34-23 win over UMass (11/4).
- Recorded five tackles at Arkansas (11/18), matching his career high with 2.0 TFL for a total loss of six yards.
- Grabbed two tackles and recovered his second fumble of the season, setting up an MSU scoring drive to end the first half against Ole Miss (11/23). Also blocked a punt during the second quarter to record his third block of the season, tying SMU's Justin Lawler for that national lead.

### CAREER STATS

YEAR	G/GS	TT	UT	AT	TFL-YDS	SCK-YDS	FF/FR	PBU	INT-YD
2016	12/3	40	13	27	3.5-8	0.0-0	2/0	2	0-0
2017	12/12	57	20	37	11.0-45	4.5-30	2/2	1	0-0
<b>TOTALS</b>	<b>24/15</b>	<b>97</b>	<b>33</b>	<b>64</b>	<b>14.5-53</b>	<b>4.5-30</b>	<b>4/2</b>	<b>3</b>	<b>0-0</b>

### 2017 GAME-BY-GAME

OPPONENT	TT	UT	AT	TFL-YDS	SCK-YDS	FF/FR	PBU	INT-YD
Charleston Southern*	5	2	3	1.0-7	1.0-7	0/0	0	0-0
Louisiana Tech*	5	3	2	0.0-0	0.0-0	0/1	0	0-0
LSU*	7	1	6	1.5-6	1.5-6	0/0	0	0-0
at Georgia*	4	1	3	0.0-0	0.0-0	0/0	0	0-0
at Auburn*	6	3	3	1.5-14	1.0-13	1/0	0	0-0
BYU*	4	1	3	0.0-0	0.0-0	1/0	0	0-0
Kentucky*	3	1	2	1.5-2	0.0-0	0/0	1	0-0
at Texas A&M*	2	0	2	0.5-0	0.0-0	0/0	0	0-0
UMass*	8	3	5	1.0-3	0.0-0	0/0	0	0-0
Alabama*	6	5	1	1.5-6	0.0-0	0/0	0	0-0
at Arkansas*	5	4	1	2.0-6	1.0-4	0/0	0	0-0
Ole Miss*	2	0	2	0.5-1	0.0-0	0/1	0	0-0
<b>TOTALS</b>	<b>57</b>	<b>20</b>	<b>37</b>	<b>11.0-45</b>	<b>4.5-30</b>	<b>2/2</b>	<b>1</b>	<b>0-0</b>



# MAURICE SMITHERMAN

CORNERBACK  
5-10 • 190 • So. • 1L  
Adamsville, Ala.  
(Minor)

## 31

### 2017 HIGHLIGHTS

- Backup at cornerback that has seen action primarily on special teams.
- Set a career high with two tackles against Kentucky (10/21).

### CAREER STATS

YEAR	G/GS	TT	UT	AT	TFL-YDS	SCK-YDS	FF/FR	PBU	INT-YD
2016	10/0	5	4	1	0.0-0	0.0-0	0/0	0	1-29
2017	12/0	5	2	3	0.0-0	0.0-0	0/0	0	0-0
<b>TOTALS</b>	<b>22/0</b>	<b>10</b>	<b>6</b>	<b>4</b>	<b>0.0-0</b>	<b>0.0-0</b>	<b>0/0</b>	<b>0</b>	<b>1-29</b>

### 2017 GAME-BY-GAME

OPPONENT	TT	UT	AT	TFL-YDS	SCK-YDS	FF/FR	PBU	INT-YD
Charleston Southern	1	0	1	0.0-0	0.0-0	0/0	0	0-0
at Louisiana Tech	0	0	0	0.0-0	0.0-0	0/0	0	0-0
LSU	0	0	0	0.0-0	0.0-0	0/0	0	0-0
at Georgia	0	0	0	0.0-0	0.0-0	0/0	0	0-0
at Auburn	1	1	0	0.0-0	0.0-0	0/0	0	0-0
BYU	1	1	0	0.0-0	0.0-0	0/0	0	0-0
Kentucky	2	0	2	0.0-0	0.0-0	0/0	0	0-0
at Texas A&M	0	0	0	0.0-0	0.0-0	0/0	0	0-0
UMass	0	0	0	0.0-0	0.0-0	0/0	0	0-0
Alabama	0	0	0	0.0-0	0.0-0	0/0	0	0-0
at Arkansas	0	0	0	0.0-0	0.0-0	0/0	0	0-0
Ole Miss	0	0	0	0.0-0	0.0-0	0/0	0	0-0
<b>TOTALS</b>	<b>5</b>	<b>2</b>	<b>3</b>	<b>0.0-0</b>	<b>0.0-0</b>	<b>0/0</b>	<b>0</b>	<b>0-0</b>



# MARQUISS SPENCER

DEFENSIVE END

6-4 • 271 • So. • 1L

Greenwood, Miss.  
(Greenwood)

42

## 2017 HIGHLIGHTS

- Backup at defensive end that has grabbed career-high numbers in tackles and tackles for loss this season.
- Recorded two tackles, including his first sack of the season against No. 11 LSU (9/16).
- Tallied two tackles including one for a 2-yard loss at No. 11 Georgia (9/23).
- Recorded a tackle and his first fumble recovery of the season against BYU (10/14). It was his first fumble recovery since Oct. 22, 2016, against Kentucky.
- Grabbed a tackle against Kentucky (10/21) and recorded his first pass break-up of the season.
- Tallied a season-high three tackles, including 0.5 TFL, and a pass break-up versus UMass (11/4).
- Recovered his second fumble of the season at Arkansas (11/18) while recording two tackles, including a career-high 1.5 TFL for a loss of nine yards.

## CAREER STATS

YEAR	G/GS	TT	UT	AT	TFL-YDS	SCK-YDS	FF/FR	PBU	INT-YD
2016	12/0	17	9	8	3.0-12	1.0-9	0/1	1	0-0
2017	12/0	19	5	14	4.5-16	1.0-6	0/2	2	0-0
<b>TOTALS</b>	<b>24/0</b>	<b>36</b>	<b>14</b>	<b>22</b>	<b>7.5-28</b>	<b>2.0-25</b>	<b>0/3</b>	<b>3</b>	<b>0-0</b>

## 2017 GAME-BY-GAME

OPPONENT	TT	UT	AT	TFL-YDS	SCK-YDS	FF/FR	PBU	INT-YD
Charleston Southern	2	0	2	0.0-0	0.0-0	0/0	0	0-0
at Louisiana Tech	1	1	0	0.0-0	0.0-0	0/0	0	0-0
LSU	2	0	2	0.5-2	0.5-2	0/0	0	0-0
at Georgia	2	2	0	1.0-2	0.0-0	0/0	0	0-0
at Auburn	1	0	1	0.0-0	0.0-0	0/0	0	0-0
BYU	1	0	1	0.0-0	0.0-0	0/1	0	0-0
Kentucky	1	0	1	0.0-0	0.0-0	0/0	1	0-0
at Texas A&M	1	0	1	0.5-1	0.0-0	0/0	0	0-0
UMass	3	0	3	0.5-1	0.0-0	0/0	1	0-0
Alabama	2	1	1	0.0-0	0.0-0	0/0	0	0-0
at Arkansas	2	1	1	1.5-9	0.5-4	0/1	0	0-0
Ole Miss	1	0	1	0.5-1	0.0-0	0/0	0	0-0
<b>TOTAL</b>	<b>19</b>	<b>5</b>	<b>14</b>	<b>4.5-16</b>	<b>1.0-6</b>	<b>0/2</b>	<b>2</b>	<b>0-0</b>



# MONTEZ SWEAT

LINEBACKER/DEFENSIVE END

6-6 • 241 • Jr. • JC

Stone Mountain, Ga.  
(Copiah-Lincoln)

9

## FIRST-TEAM ALL-SEC (COACHES, AP)

SEC DEFENSIVE LINEMAN OF THE WEEK (10/23)

SEC DEFENSIVE LINEMAN OF THE WEEK (10/30)

SEC DEFENSIVE LINEMAN OF THE WEEK (11/18)

## 2017 HIGHLIGHTS

- The first Bulldog to lead the SEC in sacks since Willie Evans in 2005. His 9.5 sacks are the most by a Bulldog over the last 17 seasons.
- Also ranks fourth in the SEC with 12.5 tackles for loss, which leads the team.
- Made MSU debut in a start against Charleston Southern (9/2), recording three tackles.
- Tallied three stops at Louisiana Tech (9/9), including his first-career tackle for loss.
- Racked up three tackles, including the first sack of his career, at No. 13 Auburn (9/30), while also recovering his first fumble as a Bulldog.
- Turned in his best performance as a Bulldog against Kentucky (10/21), registering career highs in tackles (7), tackles for loss (2.5) and sacks (1.5 for 10 yards). His 2.5 TFL were the most by a Bulldog in a game this season.
- Collected six tackles and two sacks at No. 24 Texas A&M.
- Set a career high with 2.5 sacks at Arkansas (11/18), two of which came during the first quarter, while adding a total of four tackles against the Razorbacks. His 2.5 sacks were the most by a Bulldog since Chris White had 2.5 sacks versus Florida on Oct. 16, 2010.

## CAREER STATS

YEAR	G/GS	TT	UT	AT	TFL-YDS	SCK-YDS	FF/FR	PBU	INT-YD
2017	12/12	44	17	27	12.5-63	9.5-57	0/1	0	0-0
<b>TOTALS</b>	<b>12/12</b>	<b>44</b>	<b>17</b>	<b>27</b>	<b>12.5-63</b>	<b>9.5-57</b>	<b>0/1</b>	<b>0</b>	<b>0-0</b>

## 2017 GAME-BY-GAME

OPPONENT	TT	UT	AT	TFL-YDS	SCK-YDS	FF/FR	PBU	INT-YD
Charleston Southern*	3	0	3	0.0-0	0.0-0	0/0	0	0-0
at Louisiana Tech*	3	2	1	1.0-1	0.0-0	0/0	0	0-0
LSU*	1	0	1	0.0-0	0.0-0	0/0	0	0-0
at Georgia*	3	3	0	0.5-2	0.0-0	0/0	0	0-0
at Auburn*	3	2	1	1.0-7	1.0-7	0/1	0	0-0
BYU*	5	3	2	1.0-4	1.0-4	0/0	0	0-0
Kentucky*	7	3	4	2.5-12	1.5-10	0/0	0	0-0
at Texas A&M*	6	3	3	2.0-9	2.0-9	0/0	0	0-0
UMass*	3	1	2	1.0-10	1.0-10	0/0	0	0-0
Alabama*	2	0	2	0.0-0	0.0-0	0/0	0	0-0
at Arkansas*	4	3	1	2.5-13	2.5-13	0/0	0	0-0
Ole Miss*	4	0	4	1.0-5	0.5-4	0/0	0	0-0
<b>TOTALS</b>	<b>44</b>	<b>17</b>	<b>27</b>	<b>12.5-63</b>	<b>9.5-57</b>	<b>0/1</b>	<b>0</b>	<b>0-0</b>



# CORY THOMAS

DEFENSIVE TACKLE

6-5 • 303 • Jr. • 2L

Bessemer, Ala.

(McAdory)

34

## 2017 HIGHLIGHTS

- Option at defensive tackle that missed the majority of the season with a foot injury.
- Grabbed a career-high four tackles against Charleston Southern, while forcing a fumble (9/2).
- Returned from a foot injury and recorded at tackle against No. 24 Texas A&M (10/28).

## CAREER STATS

YEAR	G/GS	TT	UT	AT	TFL-YDS	SCK-YDS	FF/FR	PBU	INT-YD
2015	8/0	3	1	2	1.0-4	0.0-0	0/0	0	1-12
2016	13/4	24	6	18	4.5-14	0.0-0	0/0	1	0-0
2017	5/2	10	4	6	0.0-0	0.0-0	1/0	1	0-0
<b>TOTALS</b>	<b>26/6</b>	<b>37</b>	<b>11</b>	<b>26</b>	<b>5.5-18</b>	<b>0.0-0</b>	<b>1/0</b>	<b>2</b>	<b>1-12</b>

## 2017 GAME-BY-GAME

OPPONENT	TT	UT	AT	TFL-YDS	SCK-YDS	FF/FR	PBU	INT-YD
Charleston Southern*	4	2	2	0.0-0	0.0-0	1/0	0	0-0
at Louisiana Tech*	0	0	0	0.0-0	0.0-0	0/0	0	0-0
LSU				-----DNP-----				
at Georgia				-----DNP-----				
at Auburn				-----DNP-----				
BYU				-----DNP-----				
Kentucky				-----DNP-----				
at Texas A&M	1	0	1	0.0-0	0.0-0	0/0	0	0-0
UMass				-----DNP-----				
Alabama	2	1	1	0.0-0	0.0-0	0/0	1	0-0
at Arkansas	3	1	2	0.0-0	0.0-0	0/0	0	0-0
Ole Miss				-----DNP-----				
<b>TOTALS</b>	<b>10</b>	<b>4</b>	<b>6</b>	<b>0.0-0</b>	<b>0.0-0</b>	<b>1/0</b>	<b>1</b>	<b>0-0</b>



# DEDRICK THOMAS

WIDE RECEIVER

5-9 • 187 • So. • 1L

Memphis, Tenn.

(Memphis Central)

18

## 2017 HIGHLIGHTS

- Option at wide receiver that has seen his role grow due to injuries.
- Has caught at least one pass over the last four games with three multi-reception games over that span.
- Reeled in a career-high four touchdowns, with scores in the last two straight games.
- Caught two passes for 34 yards and a touchdown against Charleston Southern (9/2).
- Reeled in three receptions for 20 yards at Louisiana Tech (9/9), while recording a career-long rush of seven yards.
- Scored second TD of the season on a 20-yard TD reception against No. 11 LSU (9/16).
- Set a career-high with 41 yards on two catches at No. 11 Georgia (9/23).
- Saw his first special teams action with four punt returns against UMass (11/4) and returned a punt 83 yards for a touchdown in the fourth quarter to put away MSU's 34-23 victory. It was the fifth-longest punt return in school history and the longest by a Bulldog since Kevin Prentiss' 83-yarder against Tennessee in the 1998 SEC Championship Game. It was also MSU's first punt return for a touchdown since Fred Ross against Troy on Oct. 10, 2015.
- Lone reception at Arkansas (11/18) was a 6-yard touchdown catch with 17 seconds remaining to secure MSU's 28-21 come-from-behind road win.
- Caught a career-high four passes for 33 yards, including a 15-yard touchdown pass, against Ole Miss (11/23). Also saw special teams action with his first kick return of the season with a 19-yard return.

## CAREER RECEIVING STATS

YEAR	G/GS	NO.	YDS	AVG.	TD
2016	10/0	5	44	8.8	1
2017	12/0	20	234	11.7	4
<b>TOTALS</b>	<b>22/0</b>	<b>25</b>	<b>278</b>	<b>11.1</b>	<b>5</b>

## CAREER RUSHING STATS

YEAR	G/GS	NO.	YDS	AVG.	TD
2016	10/0	0	0	0.0	0
2017	12/0	2	8	4.0	0
<b>TOTALS</b>	<b>22/0</b>	<b>2</b>	<b>8</b>	<b>4.0</b>	<b>0</b>

## CAREER PUNT RETURN STATS

YEAR	G/GS	NO.	YDS	AVG.	TD
2016	10/0	0	0	0.0	0
2017	12/0	6	104	17.3	1
<b>TOTALS</b>	<b>22/0</b>	<b>6</b>	<b>104</b>	<b>17.3</b>	<b>1</b>

## 2017 RECEIVING GAME-BY-GAME

OPPONENT	NO.	YDS	AVG.	TD
Charleston Southern	2	34	17.0	1
at Louisiana Tech	3	20	6.7	0
LSU	1	20	20.0	1
at Georgia	2	41	20.4	0
at Auburn	0	0	0.0	0
BYU	2	22	11.0	0
Kentucky	1	10	10.0	0
at Texas A&M	0	0	0.0	0
UMass	2	18	9.0	0
Alabama	2	30	15.0	0
at Arkansas	1	6	6.0	1
Ole Miss	4	33	8.3	1
<b>TOTALS</b>	<b>20</b>	<b>234</b>	<b>11.7</b>	<b>4</b>



# JORDAN THOMAS

## TIGHT END

6-5 • 280 • Sr. • 1L

Sumrall, Miss.  
(East Central)

83

### 2017 HIGHLIGHTS

- Option at tight end that has seen action as a starter over the last half of the season.
- Has caught at least one pass in the last eight games for a career-high 227 yards this season.
- Had a career-best 18 yards receiving on two catches against Charleston Southern (9/2).
- Shattered career receiving yards for the second consecutive week with 25 on two receptions at Louisiana Tech (9/9), including a career-long catch of 17 yards. Reeled in a 1-yard TD reception - his first since Sept. 9, 2016 versus South Carolina.
- Making his first-career start against Kentucky (10/21), reeled in three passes for 28 yards, including a 10-yard TD reception.
- For the second consecutive game, earned a start and reeled in a 10-yard touchdown pass at No. 24 Texas A&M (10/28). It was the first time in his career that Thomas scored in back-to-back games.
- Turned in a career performance in his start against Ole Miss (11/23) setting career highs in receptions (4) and receiving yards (65).

### CAREER RECEIVING STATS

YEAR	G/GS	NO.	YDS	AVG.	TD
2016	12/0	9	48	5.3	1
2017	12/5	20	227	11.4	3
<b>TOTALS</b>	<b>24/5</b>	<b>29</b>	<b>275</b>	<b>9.5</b>	<b>4</b>

### 2017 RECEIVING GAME-BY-GAME

OPPONENT	NO.	YDS	AVG.	TD
Charleston Southern	2	18	9.0	0
at Louisiana Tech	2	25	12.5	1
LSU	2	13	6.5	0
at Georgia	0	0	0.0	0
at Auburn	1	5	5.0	0
BYU	1	6	6.0	0
Kentucky*	3	28	9.3	1
at Texas A&M	1	10	10.0	1
UMass*	2	20	10.0	0
Alabama	1	24	24.0	0
at Arkansas*	1	13	13.0	0
Ole Miss*	4	65	16.3	0
<b>TOTALS</b>	<b>20</b>	<b>227</b>	<b>11.4</b>	<b>3</b>



# ERROLL THOMPSON

## LINEBACKER

6-1 • 250 • Fr. • RS

Florence, Ala.  
(Florence)

40

### SEC ALL-FRESHMAN TEAM

### 2017 HIGHLIGHTS

- Leads all SEC freshmen linebackers in tackles with 44.
- Racked up three tackles in MSU debut against Charleston Southern (9/2).
- Set a career high with eight tackles against Kentucky (10/21), including 0.5 TFL - the first of his career.
- Collected seven tackles added his first-career pass break-up at No. 24 Texas A&M (10/28)
- Racked up five tackles against No. 1 Alabama (11/11), including his career-first sack.
- Earned his first-career start at Arkansas (11/18), making five stops.
- Filled the stat sheet against Ole Miss (11/23) with five tackles and setting career highs in tackles for loss (1.5) and sacks (1.5). His sack in the second quarter also forced his first career fumble as a Bulldog.

### CAREER STATS

YEAR	G/GS	TT	UT	AT	TFL-YDS	SCK-YDS	FF/FR	PBU	INT-YD
2017	12/2	44	20	24	4.0-23	2.5-18	1/0	1	0-0
<b>TOTALS</b>	<b>11/2</b>	<b>44</b>	<b>20</b>	<b>24</b>	<b>4.0-23</b>	<b>2.5-18</b>	<b>1/0</b>	<b>1</b>	<b>0-0</b>

### 2017 GAME-BY-GAME

OPPONENT	TT	UT	AT	TFL-YDS	SCK-YDS	FF/FR	PBU	INT-YD
Charleston Southern	3	0	3	0.0-0	0.0-0	0/0	0	0-0
Louisiana Tech	3	2	1	0.0-0	0.0-0	0/0	0	0-0
LSU	0	0	0	0.0-0	0.0-0	0/0	0	0-0
at Georgia	6	1	5	0.0-0	0.0-0	0/0	0	0-0
at Auburn	0	0	0	0.0-0	0.0-0	0/0	0	0-0
BYU	3	1	2	0.0-0	0.0-0	0/0	0	0-0
Kentucky	8	4	4	0.5-1	0.0-0	0/0	0	0-0
at Texas A&M	7	4	3	1.0-4	0.0-0	0/0	1	0-0
UMass	1	0	1	0.0-0	0.0-0	0/0	0	0-0
Alabama	5	3	2	1.0-5	1.0-5	0/0	0	0-0
at Arkansas*	3	2	1	0.0-0	0.0-0	0/0	0	0-0
Ole Miss*	5	3	2	1.5-13	1.5-13	1/0	0	0-0
<b>TOTALS</b>	<b>44</b>	<b>20</b>	<b>24</b>	<b>4.0-23</b>	<b>2.5-18</b>	<b>1/0</b>	<b>1</b>	<b>0-0</b>





# KEYTAON THOMPSON

## QUARTERBACK

6-4 • 222 • Fr. • HS

New Orleans, La.

(Landry-Walker)

# 10

### 2017 HIGHLIGHTS

- Served as Nick Fitzgerald's backup for the majority of the season. Took over the starting job due to Fitzgerald's ankle injury.
- Went 4-of-7 for 35 yards and a touchdown in collegiate debut against Charleston Southern (9/2), playing most of the second half. Rushed for 36 yards on six attempts, including a long of 16.
- Saw action in the fourth quarter at Louisiana Tech (9/9), racking up 19 yards of total offense.
- Racked up 69 total yards of offense against Kentucky (10/21), including a season-high 65 yards and two touchdowns rushing - the first of his career. Capped the night with a career-long, 40-yard rushing score.
- Taking over for an injured Nick Fitzgerald in the first quarter, racked up 316 total yards of offense and two touchdowns, one rushing and one passing, against Ole Miss (11/23). Rushed for 121 yards on 26 attempts to record the first 100-yard rushing game of his career.

### CAREER PASSING STATS

YEAR	G/GS	CMP	ATT	TD	PCT	YDS	INT
2017	9/0	21	46	2	.457	261	1
TOTALS	9/0	21	46	2	.457	261	1

### CAREER RUSHING STATS

YEAR	G/GS	NO.	YDS	AVG.	TD
2017	9/0	48	299	6.2	3
TOTALS	9/0	48	299	6.2	3

### 2017 GAME-BY-GAME

OPPONENT	CMP	ATT	INT	PCT	YDS	TD	RSH	YDS	TD
Charleston Southern	4	7	0	.571	35	1	6	36	0
at Louisiana Tech	1	2	0	.500	8	0	2	11	0
LSU	0	0	0	.000	0	0	1	12	0
at Georgia	1	4	0	.250	20	0	2	15	0
at Auburn	0	4	0	.000	0	0	4	28	0
BYU	1	1	0	1.000	-1	0	2	10	0
Kentucky	1	1	0	1.000	4	0	4	65	2
at Texas A&M				DNP					
UMass				DNP					
Alabama				DNP					
at Arkansas	0	0	0	.000	0	0	1	1	0
Ole Miss	13	27	1	.481	195	1	26	121	1
TOTALS	21	46	1	.457	261	2	48	299	3



# REGGIE TODD

## WIDE RECEIVER

6-4 • 204 • RFr. • RS

Mobile, Ala.

(Blount)

# 20

### 2017 HIGHLIGHTS

- Option at wide receiver that has earned the starting job over the last four games due to injuries.
- Leads MSU in kick returns with 14 returns for 247 yards to average 17.6 per return.
- Reeled in three receptions for 24 yards in career debut against Charleston Southern (9/2).
- Saw special teams action at Louisiana Tech (9/9) with the first kick return of his career.
- Turned in his second multi-reception game of his career at No. 13 Auburn (9/30), picking up 12 yards on two catches.
- Tallied his second kick return of the season at No. 24 Texas A&M (10/28), returning it for 29 yards.
- Making his first-career start against UMass (11/4), reeled in two passes for 17 yards and tallied 34 kick-return yards.
- Reeled in two catches for a career-high 25 yards against No. 2 Alabama (11/11). Also returned a career-high four kicks for 77 yards.
- Caught three passes at Arkansas (11/18) to tie his career high, while also racking up a career-high 50 yards to average 16.7 yards per catch. Reeled in a 37-yard touchdown pass, the first score of his career, with 3:57 remaining in the game to tie the contest up at 21-21.
- Had his best performance as a kick returner versus Ole Miss (11/23), tying his career-high with four returns for a career-best 84 yards to average 21.0 yards per return.

### CAREER RECEIVING STATS

YEAR	G/GS	NO.	YDS	AVG.	TD
2017	11/4	12	128	10.7	1
TOTALS	11/4	12	128	10.7	1

### CAREER KICK RETURN STATS

YEAR	G/GS	NO.	YDS	AVG.	TD
2017	12/4	14	247	17.6	0
TOTALS	12/4	14	247	17.6	0

### 2017 RECEIVING GAME-BY-GAME

OPPONENT	NO.	YDS	AVG.	TD
Charleston Southern	3	24	8.0	0
at Louisiana Tech	0	0	0.0	0
LSU	0	0	0.0	0
at Georgia	0	0	0.0	0
at Auburn	2	12	6.0	0
BYU	0	0	0.0	0
Kentucky	0	0	0.0	0
at Texas A&M	0	0	0.0	0
UMass*	2	17	8.5	0
Alabama*	2	25	12.5	0
Arkansas*	3	50	16.7	1
Ole Miss*	0	0	0.0	0
TOTALS	12	128	10.7	1



# TIM WASHINGTON

## LINEBACKER

6-3 • 225 • So. • 1L

Yazoo City, Miss.  
(Yazoo City)

# 50

### 2017 HIGHLIGHTS

- Option at linebacker that has seen most of his action on special teams this season.
- Recorded first career tackle in season opener against Charleston Southern (9/2).
- Set a career high with three tackles at Louisiana Tech (9/9).

### CAREER STATS

YEAR	G/GS	TT	UT	AT	TFL-YDS	SCK-YDS	FF/FR	PBU	INT-YD
2016	12/0	0	0	0	0.0-0	0.0-0	0/0	0	0-0
2017	12/0	8	1	7	0.0-0	0.0-0	0/0	0	0-0
<b>TOTALS</b>	<b>24/0</b>	<b>8</b>	<b>1</b>	<b>7</b>	<b>0.0-0</b>	<b>0.0-0</b>	<b>0/0</b>	<b>0</b>	<b>0-0</b>

### 2017 GAME-BY-GAME

OPPONENT	TT	UT	AT	TFL-YDS	SCK-YDS	FF/FR	PBU	INT-YD
Charleston Southern	1	0	1	0.0-0	0.0-0	0/0	0	0-0
at Louisiana Tech	3	1	2	0.0-0	0.0-0	0/0	0	0-0
LSU	2	0	2	0.0-0	0.0-0	0/0	0	0-0
at Georgia	0	0	0	0.0-0	0.0-0	0/0	0	0-0
at Auburn	0	0	0	0.0-0	0.0-0	0/0	0	0-0
BYU	1	0	1	0.0-0	0.0-0	0/0	0	0-0
Kentucky	0	0	0	0.0-0	0.0-0	0/0	0	0-0
at Texas A&M	0	0	0	0.0-0	0.0-0	0/0	0	0-0
UMass	0	0	0	0.0-0	0.0-0	0/0	0	0-0
Alabama	1	0	1	0.0-0	0.0-0	0/0	0	0-0
at Arkansas	0	0	0	0.0-0	0.0-0	0/0	0	0-0
Ole Miss	0	0	0	0.0-0	0.0-0	0/0	0	0-0
<b>TOTALS</b>	<b>7</b>	<b>1</b>	<b>8</b>	<b>0.0-0</b>	<b>0.0-0</b>	<b>0/0</b>	<b>0</b>	<b>0-0</b>



# AERIS WILLIAMS

## RUNNING BACK

6-1 • 217 • Jr. • 2L

West Point, Miss.  
(West Point)

# 22

### 2017 HIGHLIGHTS

- Ranks fifth in the SEC with 1,019 yards rushing over the 2017 season.
- First MSU running back since Josh Robinson in 2014 to rush for over 1,000 yards in a season.
- Racked up 83 yards and a touchdown on the ground against Charleston Southern (9/2) to push his career rushing yards over 1,000 yards.
- Turned in the third 100-yard rushing game of his career after gaining 107 yards on nine touches at Louisiana Tech (9/9). Also set a career-high with 28 receiving yards in Ruston on his first reception of the season. The catch was also a career long for Williams.
- Tallied his fourth-career 100-yard outing against No. 11 LSU (9/16) with a season-high 146 yards on 23 carries to become the first 100-yard rusher allowed by LSU's defense since Texas A&M's Keith Ford on Nov. 24, 2016. He became the first MSU running back to record

back-to-back, 100-yard rushing performances for MSU since Josh Robinson against LSU and Texas A&M in 2014.

- Rushed for 114 yards and a touchdown on 23 carries for his fifth-career, 100-yard rushing game and his third of the season to become the first MSU running back to record three or more 100-yard rushing games in a single season since Josh Robinson tallied four in 2014.
- Tallied the sixth 100-yard rushing game of his career and the fourth of the season against UMass (11/4) as he racked up 114 yards on 24 touches.
- Racked up 97 yards on 22 carries to average 4.4 yards per touch against No. 2 Alabama (11/11). Recorded two rushing scores for his second multi-touchdown game of his career and his first since Nov. 16, 2016, at Ole Miss. He is the first running back to score two rushing touchdowns against Alabama since Ohio State's Ezekiel Elliott on Jan. 1, 2015.

### CAREER RUSHING STATS

YEAR	G/GS	NO.	YDS	AVG.	TD
2015	13/0	40	206	5.2	3
2016	13/3	137	720	5.3	4
2017	12/11	224	1019	4.5	5
<b>TOTALS</b>	<b>38/14</b>	<b>401</b>	<b>1,945</b>	<b>4.9</b>	<b>12</b>

### CAREER RECEIVING STATS

YEAR	G/GS	NO.	YDS	AVG.	TD
2015	13/0	6	18	3.0	0
2016	13/3	7	45	6.4	0
2017	12/11	16	142	8.9	0
<b>TOTALS</b>	<b>38/14</b>	<b>29</b>	<b>205</b>	<b>7.1</b>	<b>0</b>

### 2017 RUSHING GAME-BY-GAME

OPPONENT	NO.	YDS	AVG.	TD
Charleston Southern*	16	83	5.2	1
at Louisiana Tech*	9	107	11.9	0
LSU*	23	146	6.3	0
at Georgia*	11	24	2.2	0
at Auburn*	15	49	3.3	0
BYU*	23	114	5.0	1
Kentucky*	20	71	3.6	0
Texas A&M*	22	68	3.1	0
UMass*	24	114	4.8	0
Alabama*	22	97	4.4	2
at Arkansas	19	71	3.7	1
Ole Miss*	20	75	3.8	0
<b>TOTALS</b>	<b>224</b>	<b>1019</b>	<b>4.5</b>	<b>5</b>

### 2017 RECEIVING GAME-BY-GAME

OPPONENT	NO.	YDS	AVG.	TD
Charleston Southern*	0	0	0.0	0
at Louisiana Tech*	1	28	28.0	0
LSU*	1	1	1.0	0
at Georgia*	5	12	2.4	0
at Auburn*	1	3	3.0	0
BYU*	3	33	11.0	0
Kentucky*	0	0	0.0	0
Texas A&M*	0	0	0.0	0
UMass*	1	9	9.0	0
Alabama*	1	9	9.0	0
at Arkansas	2	27	13.5	0
Ole Miss*	1	20	20.0	0
<b>TOTALS</b>	<b>16</b>	<b>142</b>	<b>8.9</b>	<b>0</b>

## ALL-TIME BOWL RESULTS (20 GAMES)

### RECORD: 12-8

Date	Bowl	Opponent	Location	Venue	Attendance	Result	Score
1/1/37	Orange	Duquesne	Miami, Fla.	Orange Bowl	9,210	L	12-13
1/1/41	Orange	Georgetown	Miami, Fla.	Orange Bowl	29,554	W	14-7
12/21/63	Liberty	NC State	Philadelphia, Pa.	Philadelphia Stadium	8,309	W	16-12
12/28/74	Sun	North Carolina	El Paso, Texas	Sun Bowl	26,035	W	26-24
12/27/80	Sun	Nebraska	El Paso, Texas	Sun Bowl	34,723	L	17-31
12/31/81	Hall of Fame	Kansas	Birmingham, Ala.	Legion Field	41,672	W	10-0
12/29/91	Liberty	Air Force	Memphis, Tenn.	Liberty Bowl	61,497	L	15-38
1/1/93	Peach	North Carolina	Atlanta, Ga.	The Georgia Dome	69,125	L	17-21
1/2/95	Peach	NC State	Atlanta, Ga.	The Georgia Dome	64,902	L	24-28
1/1/99	Cotton	Texas	Dallas, Texas	Cotton Bowl	72,611	L	11-38
12/30/99	Peach	Clemson	Atlanta, Ga.	The Georgia Dome	73,315	W	17-7
12/31/00	Independence	Texas A&M	Shreveport, La.	Independence Stadium	36,974	W	43-41[OT]
12/29/07	Liberty	UCF	Memphis, Tenn.	Liberty Bowl	63,816	W	10-3
1/1/11	Gator	Michigan	Jacksonville, Fla.	EverBank Field	68,352	W	52-14
12/30/11	Music City	Wake Forest	Nashville, Tenn.	LP Field	55,208	W	23-17
1/1/13	Gator	Northwestern	Jacksonville, Fla.	EverBank Field	48,612	L	20-34
12/31/13	Liberty	Rice	Memphis, Tenn.	Liberty Bowl	57,846	W	44-7
12/31/14	Orange	Georgia Tech	Miami Gardens, Fla.	Sun Life Stadium	58,211	L	34-49
12/30/15	Belk	NC State	Charlotte, N.C.	Bank of America Stadium	46,423	W	51-28
12/26/16	St. Petersburg	Miami (Ohio)	St. Petersburg, Fla.	Tropicana Field	15,717	W	17-16

### COACHES IN MSU BOWL GAMES

1/1/37	Orange	Duquesne	Ralph Sasse	John Smith
1/1/41	Orange	Georgetown	Allyn McKeen	Jack Hagerty
12/21/63	Liberty	North Carolina State	Paul Davis	Earle Edwards
12/28/74	Sun	North Carolina	Bob Tyler	Bill Dooley
12/27/80	Sun	Nebraska	Emory Bellard	Tom Osborne
12/31/81	Hall of Fame	Kansas	Emory Bellard	Don Fambrough
12/29/91	Liberty	Air Force	Jackie Sherrill	Fisher DeBerry
1/1/93	Peach	North Carolina	Jackie Sherrill	Mac Brown
1/2/95	Peach	North Carolina State	Jackie Sherrill	Mike O'Cain
1/1/99	Cotton	Texas	Jackie Sherrill	Mac Brown
12/30/99	Peach	Clemson	Jackie Sherrill	Tommy Bowden
12/31/00	Independence	Texas A&M	Jackie Sherrill	R.C. Slocum
12/29/07	Liberty	UCF	Sylvester Croom	George O'Leary
1/1/11	Gator	Michigan	Dan Mullen	Rich Rodriguez
12/30/11	Music City	Wake Forest	Dan Mullen	Jim Grobe
1/1/13	Gator	Northwestern	Dan Mullen	Pat Fitzgerald
12/31/13	Liberty	Rice	Dan Mullen	David Bailiff
12/31/14	Orange	Georgia Tech	Dan Mullen	Paul Johnson
12/30/15	Belk	NC State	Dan Mullen	Dave Doeren
12/26/16	St. Petersburg	Miami (Ohio)	Dan Mullen	Chuck Martin

### BEST BOWL-GAME WINNING PCT. BY MSU COACH

Coach	Record	Pct.
Sylvester Croom	1-0	1.000
Paul Davis	1-0	1.000
Allyn McKeen	1-0	1.000
Bob Tyler	1-0	1.000
Dan Mullen	5-2	.714
Emory Bellard	1-1	.500
Jackie Sherrill	2-4	.333
Ralph Sasse	0-1	.000

### MOST BOWL GAME WINS BY MSU COACH

Coach	Record	Pct.
Dan Mullen	5-2	.714
Jackie Sherrill	2-4	.333
Sylvester Croom	1-0	1.000
Paul Davis	1-0	1.000
Allyn McKeen	1-0	1.000
Bob Tyler	1-0	1.000
Emory Bellard	1-1	.500
Ralph Sasse	0-1	.000

### MSU BOWL GAMES MOST VALUABLE PLAYERS

#### 1963 LIBERTY BOWL

Ode Burrell

#### 1974 SUN BOWL

Terry Vitrano

Jimmy Webb - Outstanding Lineman

#### 1981 HALL OF FAME BOWL

John Bond

John Bond (MSU Offense)

Johnie Cooks (MSU Defense)

#### 1991 MSU LIBERTY BOWL

Kenny Roberts (MSU Offense)

Keo Coleman (MSU Defense)

#### 1993 PEACH BOWL

Greg Plump (MSU Offense)

Marc Woodard (MSU Defense)

#### 1995 PEACH BOWL

Tim Rogers (MSU Offense)

Larry Williams (MSU Defense)

#### 1999 PEACH BOWL

Wayne Madkin - Offensive

#### 2000 INDEPENDENCE BOWL

Willie Blade - Defensive

#### 2007 LIBERTY BOWL

Derek Pegues

#### 2011 GATOR BOWL

Chris Relf

#### 2011 MUSIC CITY BOWL

Vick Ballard

#### 2013 LIBERTY BOWL

Dak Prescott

Jameon Lewis (MSU Offense)

Preston Smith (MSU Defense)

#### 2015 BELK BOWL

Dak Prescott

#### 2016 ST. PETERSBURG BOWL

Nick Fitzgerald

## TEAM RECORDS

### PASSING

#### MOST COMPLETIONS

**MSU:** 33 vs. Georgia Tech (2014 Orange)  
25 vs. NC State (2015 Belk)  
25 vs. North Carolina (1993 Peach)  
**Opponent:** 27 by Michigan (2011 Gator)  
26 by Wake Forest (2011 Music City)

#### FEWEST COMPLETIONS

**MSU:** 3 vs. North Carolina (1974 Sun)  
3 vs. NC State (1963 Liberty)  
**Opponent:** 1 by Air Force (1991 Liberty)  
5 by North Carolina (1974 Sun)  
5 by NC State (1963 Liberty)  
5 by Duquesne (1937 Orange)

#### MOST ATTEMPTS

**MSU:** 51 vs. Georgia Tech (2014 Orange)  
45 vs. North Carolina (1993 Peach)  
**Opponent:** 56 by Clemson (1999 Peach)  
48 by Wake Forest (2011 Music City)

#### FEWEST ATTEMPTS

**MSU:** 6 vs. NC State (1963 Liberty)  
8 vs. North Carolina (1974 Sun)  
**Opponent:** 2 by Air Force (1991 Liberty)  
11 by Texas A&M (2000 Independence)

#### MOST YARDS

**MSU:** 453 vs. Georgia Tech (2014 Orange)  
380 vs. NC State (2015 Belk)  
**Opponent:** 306 by Clemson (1999 Peach)  
263 by Miami [Ohio] (2016 St. Petersburg)

#### FEWEST YARDS

**MSU:** 28 vs. NC State (1963 Liberty)  
44 vs. North Carolina (1974 Sun)  
**Opponent:** 10 by Air Force (1991 Liberty)  
58 by NC State (1963 Liberty)

#### MOST INTERCEPTIONS THROWN

**MSU:** 4 vs. Northwestern (2013 Gator)  
2 vs. North Carolina (1993 Peach)  
2 vs. Nebraska (1980 Sun)  
2 vs. Wake Forest (2011 Music City)  
**Opponent:** 5 by Clemson (1999 Peach)  
4 by Duquesne (1937 Orange)

### PUNTING

#### MOST PUNTS

**MSU:** 11 vs. UCF (2007 Liberty)  
11 vs. Georgetown (1941 Orange)  
**Opponent:** 9 by Kansas (1981 Hall of Fame)  
9 by Duquesne (1937 Orange)

#### HIGHEST PUNTING AVERAGE

**MSU:** 53.0 vs. NC State (1995 Peach)  
**Opponent:** 48.0 by NC State (1995 Peach)

### RETURNS

#### MOST PUNT RETURNS

**MSU:** 5 vs. Texas A&M (2000 Independence)  
5 vs. Wake Forest (2011 Music City)  
**Opponent:** 8 by Wake Forest (2011 Music City)

#### MOST PUNT RETURN YARDS

**MSU:** 101 vs. NC State (1995 Peach)  
**Opponent:** 54 by UCF (2007 Liberty)

#### MOST KICKOFF RETURNS

**MSU:** 5 vs. Northwestern (2013 Gator)  
5 vs. Texas A&M (2000 Independence)  
5 vs. Texas (1999 Cotton)  
5 vs. North Carolina (1974 Sun)  
**Opponent:** 8 by Michigan (2011 Gator)  
6 by Rice (2013 Liberty)

#### MOST KICKOFF RETURN YARDS

**MSU:** 129 vs. Texas (1999 Cotton)  
128 vs. Texas A&M (2000 Independence)  
**Opponent:** 191 by Michigan (2011 Gator)

### RUSHING

#### MOST ATTEMPTS

**MSU:** 68 vs. North Carolina (1974 Sun)  
58 vs. Michigan (2011 Gator)  
**Opponent:** 69 by Air Force (1991 Liberty)  
61 by Georgia Tech (2014 Orange)  
54 by Nebraska (1980 Sun)

#### FEWEST ATTEMPTS

**MSU:** 32 vs. Texas (1999 Cotton)  
33 vs. Northwestern (2013 Gator)  
33 vs. Georgia Tech (2014 Orange)  
33 vs. Miami [Ohio] (2016 St. Petersburg)  
**Opponent:** 25 by Michigan (2011 Gator)  
32 by Rice (2013 Liberty)  
34 by Clemson (1999 Peach)

#### MOST YARDS

**MSU:** 455 vs. North Carolina (1974 Sun)  
275 vs. NC State (1963 Liberty)  
**Opponent:** 452 by Georgia Tech (2014 Orange)  
318 by Air Force (1991 Liberty)

#### FEWEST YARDS

**MSU:** 87 vs. Texas (1999 Cotton)  
93 vs. Nebraska (1980 Sun)  
**Opponent:** 35 by Kansas (1981 Hall of Fame)  
61 by Rice (2013 Liberty)

### SCORING

#### MOST POINTS SCORED

**MSU:** 52 vs. Michigan (2011 Gator)  
51 vs. NC State (2015 Belk)  
**Opponent:** 49 by Georgia Tech (2014 Orange)  
41 by Texas A&M (2000 Independence)  
38 by Texas (1999 Cotton)

#### LARGEST MARGIN OF VICTORY

**MSU:** 38 pts (52-14) vs. Michigan (2011 Gator)  
37 pts (44-7) vs. Rice (2013 Liberty)  
**Opponent:** 27 pts (38-11) by Texas (1999 Cotton)  
23 pts (38-15) by Air Force (1991 Liberty)

#### MOST FIELD GOALS ATTEMPTED

**MSU:** 6 vs. NC State (1995 Peach)  
**Opponent:** 3 by UCF (2007 Liberty)

#### MOST FIELD GOALS MADE

**MSU:** 5 vs. NC State (1995 Peach)  
**Opponent:** 2 by Northwestern (2013 Gator)  
2 by NC State (1995 Peach)

### TOTAL OFFENSE

#### MOST YARDS

**MSU:** 605 vs. Georgia Tech (2014 Orange)  
569 vs. NC State (2015 Belk)  
533 vs. Rice (2013 Liberty)  
499 vs. North Carolina (1974 Sun)  
**Opponent:** 577 by Georgia Tech (2014 Orange)  
463 by Texas (1999 Cotton)  
433 by Miami [Ohio] (2016 St. Petersburg)

#### FEWEST YARDS

**MSU:** 158 vs. Georgetown (1941 Orange)  
195 vs. Nebraska (1980 Sun)  
**Opponent:** 145 by Rice (2013 Liberty)  
206 by Kansas (1981 Hall of Fame)  
219 by UCF (2007 Liberty)

#### MOST PLAYS

**MSU:** 86 vs. North Carolina (1993 Peach)  
84 vs. Georgia Tech (2014 Orange)  
**Opponent:** 90 by Clemson (1999 Peach)  
86 by Wake Forest (2011 Music City)

#### FEWEST PLAYS

**MSU:** 56 vs. NC State (1963 Liberty)  
59 vs. Texas A&M (2000 Independence)  
59 vs. Wake Forest (2011 Music City)  
**Opponent:** 48 by Rice (2013 Liberty)  
53 by North Carolina (1993 Peach)  
58 by Texas A&M (2000 Independence)

### MISCELLANEOUS TEAM RECORDS

#### MOST FIRST DOWNS

**MSU:** 33 vs. Georgia Tech (2014 Orange)  
27 vs. Rice (2013 Liberty)  
26 vs. NC State (2015 Belk)  
**Opponent:** 27 by Texas (1999 Cotton)  
26 by Georgia Tech (2014 Orange)

#### FEWEST FIRST DOWNS

**MSU:** 8 vs. Georgetown (1941 Orange)  
12 vs. Kansas (1981 Hall of Fame)  
12 vs. Duquesne (1937 Orange)  
**Opponent:** 7 by Rice (2013 Liberty)  
13 by North Carolina (1993 Peach)

#### MOST PENALTIES

**MSU:** 21 vs. Clemson (1999 Peach)  
11 vs. NC State (1963 Liberty)  
**Opponent:** 8 by Clemson (1999 Peach)  
7 by Kansas (1981 Hall of Fame)

#### MOST PENALTY YARDS

**MSU:** 188 vs. Clemson (1999 Peach)  
122 vs. NC State (1963 Liberty)  
**Opponent:** 90 by Georgetown (1941 Orange)  
82 by Clemson (1999 Peach)  
82 by Kansas (1981 Hall of Fame)

#### FEWEST PENALTIES

**MSU:** 1 vs. Duquesne (1937 Orange)  
2 vs. Rice (2013 Liberty)  
2 vs. Miami [Ohio] (2016 St. Petersburg)  
**Opponent:** 1 by Duquesne (1937 Orange)  
2 by NC State (1995 Peach)  
2 by North Carolina (1974 Sun)

#### FEWEST PENALTY YARDS

**MSU:** 5 vs. Duquesne (1937 Orange)  
23 vs. Michigan (2011 Gator)  
**Opponent:** 5 by Duquesne (1937 Orange)  
15 by NC State (1995 Peach)

#### MOST FUMBLES

**MSU:** 5 vs. Kansas (1981 Hall of Fame)  
5 vs. Nebraska (1980 Sun)  
**Opponent:** 3 by North Carolina (1974 Sun)  
2 by four teams

#### MOST FUMBLES LOST

**MSU:** 4 vs. Nebraska (1980 Sun)  
2 vs. Air Force (1991 Liberty)  
2 vs. Wake Forest (2011 Music City)  
**Opponent:** 2 by NC State (1963 Liberty)  
1 by eight teams



## INDIVIDUAL RECORDS

### PASSING

#### MOST COMPLETIONS

33 by Dak Prescott vs. Georgia Tech (2014 Orange)  
25 by Dak Prescott vs. NC State (2015 Belk)  
24 by Greg Plump vs. North Carolina (1993 Peach)  
18 by Chris Relf vs. Michigan (2011 Gator)  
17 by Dak Prescott vs. Rice (2013 Liberty)  
17 by Wayne Madkin vs. Clemson (1999 Peach)  
13 by Nick Fitzgerald vs. Miami [Ohio] (2016 St. Petersburg)  
13 by Derrick Taite vs. NC State (1995 Peach)  
12 by Tyler Russell vs. Northwestern (2013 Gator)  
12 by Chris Relf vs. Wake Forest (2011 Music City)  
12 by Matt Wyatt vs. Texas (1999 Cotton)

#### MOST ATTEMPTS

51 by Dak Prescott vs. Georgia Tech (2014 Orange)  
42 by Dak Prescott vs. NC State (2015 Belk)  
40 by Greg Plump vs. North Carolina (1993 Peach)  
38 by Wayne Madkin vs. Clemson (1999 Peach)  
28 by Dak Prescott vs. Rice (2013 Liberty)  
28 by Tyler Russell vs. Northwestern (2013 Gator)  
28 by Derrick Taite vs. NC State (1995 Peach)  
26 by Nick Fitzgerald vs. Miami [Ohio] (2016 St. Petersburg)  
24 by Matt Wyatt vs. Texas (1999 Cotton)  
23 by Chris Relf vs. Michigan (2011 Gator)  
20 by "PeeWee" Armstrong vs. Duquesne (1937 Orange)

#### MOST YARDS

453 by Dak Prescott vs. Georgia Tech (2014 Orange)  
380 by Dak Prescott vs. NC State (2015 Belk)  
287 by Greg Plump vs. North Carolina (1993 Peach)  
283 by Dak Prescott vs. Rice (2013 Liberty)  
281 by Chris Relf vs. Michigan (2011 Gator)  
176 by Wayne Madkin vs. Clemson (1999 Peach)  
156 by Matt Wyatt vs. Texas (1999 Cotton)  
141 by Derrick Taite vs. NC State (1995 Peach)  
136 by Nick Fitzgerald vs. Miami [Ohio] (2016 St. Petersburg)  
129 by Chris Relf vs. Wake Forest (2011 Music City)

#### MOST TOUCHDOWN PASSES

4 by Dak Prescott vs. NC State (2015 Belk)  
3 by Dak Prescott vs. Georgia Tech (2014 Orange)  
3 by Dak Prescott vs. Rice (2013 Liberty)  
3 by Chris Relf vs. Michigan (2011 Gator)  
2 by Tyler Russell vs. Northwestern (2013 Gator)  
2 by Wayne Madkin vs. Texas A&M (2000 Independence)

#### MOST INTERCEPTIONS THROWN

4 by Tyler Russell vs. Northwestern (2013 Gator)  
2 by Greg Plump vs. North Carolina (1993 Peach)  
2 by John Bond vs. Nebraska (1980 Sun)  
2 by Chris Relf vs. Wake Forest (2011 Music City)

### PUNTING

#### MOST PUNTS

11 by Blake McAdams vs. UCF (2007 Liberty)  
11 by Sonny Bruce vs. Georgetown (1941 Orange)

#### HIGHEST PUNTING AVERAGE

53.0 by Andy Russ vs. N.C. State (1995 Peach)—3 punts  
50.0 by Dana Moore vs. Nebraska (1980 Sun)—5 punts

#### BLOCKED PUNTS

Andre Bennett vs. NC State (1995 Peach)  
Hunter Corhern vs. Georgetown (1941 Orange)

### RECEIVING

#### MOST RECEPTIONS

9 by De'Runnya Wilson vs. Georgia Tech (2014 Orange)  
9 by Jameon Lewis vs. Rice (2013 Liberty)  
8 by Willie Harris vs. North Carolina (1993 Peach)  
6 by Joe Morrow vs. Georgia Tech (2014 Orange)  
6 by Fred Ross vs. Georgia Tech (2014 Orange)  
7 by Fred Ross vs. NC State (2015 Belk)

#### MOST YARDS

220 by Jameon Lewis vs. Rice (2013 Liberty)  
127 by Willie Harris vs. North Carolina (1993 Peach)  
117 by Joe Morrow vs. Georgia Tech (2014 Orange)  
105 by De'Runnya Wilson vs. Georgia Tech (2014 Orange)  
102 by Fred Ross vs. Georgia Tech (2014 Orange)  
96 by De'Runnya Wilson vs. NC State (2015 Belk)  
79 by LaDarius Perkins vs. Michigan (2011 Gator)  
79 by Mardye McDole vs. Nebraska (1980 Sun)  
78 by Brandon Holloway vs. NC State (2015 Belk)  
74 by Fred Ross vs. NC State (2015 Belk)

#### MOST TOUCHDOWN RECEPTIONS

2 by Brandon Holloway vs. NC State (2015 Belk)  
2 by De'Runnya Wilson vs. Georgia Tech (2014 Orange)  
1 by Fred Ross vs. NC State (2015 Belk)  
1 by De'Runnya Wilson vs. NC State (2015 Belk)  
1 by Fred Ross vs. Georgia Tech (2014 Orange)  
1 by Malcolm Johnson vs. Rice (2013 Liberty)  
1 by LaDarius Perkins vs. Rice (2013 Liberty)  
1 by Artimus Samuel vs. Rice (2013 Liberty)  
1 by Arceto Clark vs. Northwestern (2013 Gator)  
1 by Malcolm Johnson vs. Northwestern (2013 Gator)  
1 by Michael Carr vs. Michigan (2011 Gator)  
1 by Arceto Clark vs. Michigan (2011 Gator)  
1 by Arceto Clark vs. Wake Forest (2011 Music City)  
1 by Ricco Sanders vs. Michigan (2011 Gator)  
1 by Donald Lee vs. Texas A&M (2000 Independence)  
1 by Dizenzo Miller vs. Texas A&M (2000 Independence)  
1 by Dontae Walker vs. Clemson (1999 Peach)  
1 by Lahitia Grant vs. Texas (1999 Cotton)  
1 by Olanda Truitt vs. North Carolina (1993 Peach)  
1 by Trenell Edwards vs. Air Force (1991 Liberty)  
1 by Michael Haddix vs. Nebraska (1980 Sun)  
1 by Fred Walters vs. Duquesne (1937 Orange)

### RUSHING

#### MOST ATTEMPTS

24 by Anthony Dixon vs. UCF (2007 Liberty)  
24 by Walter Packer vs. North Carolina (1974 Sun)  
23 by Donald Ray King vs. Nebraska (1980 Sun)  
22 by James Johnson vs. Texas (1999 Cotton)  
20 by Vick Ballard vs. Michigan (2011 Gator)  
20 by Terry Vitrano vs. North Carolina (1974 Sun)  
19 by LaDarius Perkins vs. Northwestern (2013 Gator)  
18 by Nick Fitzgerald vs. Miami [Ohio] (2016 St. Petersburg)  
17 by John Bond vs. Kansas (1981 Hall of Fame)

#### MOST YARDS

183 by Walter Packer vs. North Carolina (1974 Sun)  
180 by Vick Ballard vs. Wake Forest (2011 Music City)  
164 by Terry Vitrano vs. North Carolina (1974 Sun)  
143 by Dontae Walker vs. Texas A&M (2000 Independence)  
134 by Nick Fitzgerald vs. Miami [Ohio] (2016 St. Petersburg)  
112 by James Johnson vs. Texas (1999 Cotton)

#### MOST RUSHING TOUCHDOWNS

3 by Vick Ballard vs. Michigan (2011 Gator)  
3 by Dontae Walker vs. Texas A&M (2000 Independence)  
2 by Nick Fitzgerald vs. Miami [Ohio] (2016 St. Petersburg)  
2 by Dak Prescott vs. Rice (2013 Liberty)  
2 by Vick Ballard vs. Wake Forest (2011 Music City)  
2 by Walter Packer vs. North Carolina (1974 Sun)

### SCORING

#### MOST POINTS SCORED

18 by Vick Ballard vs. Michigan (2011 Gator)  
18 by Dontae Walker vs. Texas A&M (2000 Independence)  
16 by Tim Rogers vs. NC State (1995 Peach)  
12 by Nick Fitzgerald vs. Miami [Ohio] (St. Petersburg)  
12 by Brandon Holloway vs. NC State (2015 Belk)  
12 by De'Runnya Wilson vs. Georgia Tech (2014 Orange)  
12 by Dak Prescott vs. Rice (2013 Liberty)  
12 by Vick Ballard vs. Wake Forest (2011 Music City)  
12 by Walter Packer vs. North Carolina (1974 Sun)  
10 by Evan Sobiesk vs. Georgia Tech (2014 Orange)

#### MOST FIELD GOALS ATTEMPTED

6 by Tim Rogers vs. NC State (1995 Peach)  
3 by Dana Moore vs. Kansas (1981 Hall of Fame)  
2 by Evan Sobiesk vs. Georgia Tech (2014 Orange)  
2 by Devon Bell vs. Northwestern (2013 Gator)  
2 by Brian Hazelwood vs. Texas (1999 Cotton)  
2 by Chris Gardner vs. North Carolina (1993 Peach)  
2 by Vic Nickels vs. North Carolina (1974 Sun)  
2 by Justin Canale vs. NC State (1963 Liberty)

#### MOST FIELD GOALS MADE

5 by Tim Rogers vs. NC State (1995 Peach)  
2 by Evan Sobiesk vs. Georgia Tech (2014 Orange)  
2 by Devon Bell vs. Northwestern (2013 Gator)  
2 by Vic Nickels vs. North Carolina (1974 Sun)

### MISCELLANEOUS

#### MOST INTERCEPTIONS

2 by Nickoe Whitley vs. Northwestern (2013 Gator)  
1 by many players (most recent follow)  
1 by Jamoral Graham vs. Miami [Ohio] (2016 St. Petersburg)  
1 by Brandon Bryant vs. NC State (2015 Belk)  
1 by Gerri Green vs. NC State (2015 Belk)

### MSU LONG PLAYS

#### LONGEST RUSH

72, Vick Ballard vs. Wake Forest (2011 Music City)

#### LONGEST PASS

81, Chris Relf to LaDarius Perkins vs. Michigan (2011 Gator)

#### LONGEST PUNT

82, Ike Pickle vs. Duquesne (1937 Orange)

#### LONGEST FIELD GOAL

47, Devon Bell vs. Northwestern (2013 Gator)  
47, Dana Moore vs. Nebraska (1980 Sun)

#### LONGEST PUNT RETURN

50, Keffer McGee vs. NC State (1995 Peach)

#### LONGEST KICKOFF RETURN

62, Glen Young vs. Nebraska (1980 Sun)

#### LONGEST INTERCEPTION RETURN

40, Derek Pegues vs. UCF (2007 Liberty)

### OPPONENT LONG PLAYS

#### LONGEST RUSH

69, Synjyn Davis of Georgia Tech (2014 Orange)

#### LONGEST PASS

72, B. Brumbaugh to E. Hefferle of Duquesne (1937 Orange)

#### LONGEST PUNT

63, Bucky Scribner of Kansas (1981 Hall of Fame)

#### LONGEST FIELD GOAL

47, Kris Stockton of Texas (1999 Cotton Bowl)

#### LONGEST PUNT RETURN


24, Bracey Walker of North Carolina (1993 Peach)

#### LONGEST KICKOFF RETURN

41, Martavious Odoms of Michigan (2011 Gator)

#### LONGEST INTERCEPTION RETURN

44, Cliff Baskerville of North Carolina (1993 Peach)



# MISSISSIPPI STATE DUQUESNE

# 12 13

January 1, 1937 • Orange Bowl • Miami, Fla.

A desperation 72-yard touchdown pass from tailback Boyd Brumbaugh to end Ernie Hefferlie spelled an end to Mississippi State's upset hopes as Duquesne edged the Bulldogs 13-12 in the first decade of Orange Bowl history.

With time running out, coach John "Little Clipper" Smith's Dukes went to the air. His team had thrown six straight incompletions before Brumbaugh heaved one after fading back all the way to his own 20-yard line. Hefferlie cradled it in at the State 25 and scored untouched for the game-winner.

"A shouting, shirt-sleeved crowd of 9,210 went wild when Brumbaugh's bull's eye in the final period pulled the Dukes from almost certain defeat," a local newspaper account detailed.

Coach Ralph Sasse's Bulldogs, who ended the year at a hearty 7-3-1 after the post-season clash, scored first on a 10-yard run by back Ike Pickle. Pickle later boomed an 82-yard punt for an Orange Bowl record that still stands.

After Brumbaugh plunged 1 yard and a PAT kick put the Dukes of Pittsburgh, Pa., ahead 7-6, State reversed the advantage again when tailback Pee Wee Armstrong of Meridian lofted a 40-yard touchdown pass to Fred Walters of Laurel to give the Bulldogs a 12-7 lead. That same twosome had combined for a 65-yard scoring pass to give MSU a stunning 13-7 upset at Army during the 1935 season.

Armstrong's scintillating passes had provided State with the impetus to gain the lead. His aerial strikes set up Pickle's touchdown run prior to his throw to Walters to gain Mississippi State the lead.

Brumbaugh later found Hefferlie for the game-winning TD pass in the fourth quarter. The Dukes edged State after two Bulldog conversion tries had failed.

The narrow loss to Duquesne was a microcosm of the '36 season for State. The Maroons lost three games by a total of 20 points.

Mississippi State	6	6	0	0	=	12
Duquesne	0	7	0	6	=	13

MSU — Pickle 10 run (kick failed)


DU — Brumbaugh 1 run (Brumbaugh kick)

MSU — Walters 40 pass from Armstrong (kick failed)

DU — Hefferlie 72 pass from Brumbaugh (kick failed)

	MSU	DU
<b>First Downs</b>	12	14
<b>Rushing Yards</b>	111	199
<b>Passing Yards</b>	159	110
<b>Passes (C-A-I)</b>	8-23-0	5-15-4
<b>Total Offense</b>	270	309
<b>Fumbles-Lost</b>	0-0	0-0
<b>Penalties-Yards</b>	1-5	1-5





# #9 MISSISSIPPI STATE 14

# #13 GEORGETOWN 7

January 1, 1941 • Orange Bowl • Miami, Fla.

The Associated Press proclaimed following State's standout season: "Mississippi State reigns as undisputed king of football in the Deep South. State's 13-0 trouncing of Alabama and subsequent acceptance of an Orange Bowl bid eliminated any doubt that the Maroons were gridiron kings of these parts."

Almost a year before the United States of America officially entered World War II, Mississippi State downed the Georgetown Hoyas (who reigned strongly in Eastern football circles in those days) 14-7 in the '41 Orange Bowl to end the year with a 10-0-1 record and a No. 9 ranking nationally.

Coach Allyn McKeen's crew scored in the first quarter when tackle John Tripson covered a blocked Hoya punt in the end zone and Wilbur Dees' extra point gave the Bulldogs a quick 7-0 lead.

State's rugged defense took control in the second quarter after the Bulldogs had jumped ahead 14-0 when tailback Billy Jefferson scored on a 2-yard dive play and Sonny Bruce kicked the PAT.

Georgetown dented Coach McKeen's vaunted defense for the lone Hoyas' TD of the day in the third quarter when Benny Castiglia hit paydirt on a 2-yard run. But MSU managed good ball control behind the running of tailback Harvey Johnson and the defensive work of all-America end Buddy Elrod to secure its first bowl win.

State was led by Starkville native Hunter Corhern, a captain of the team and an outstanding guard. MSU was considered to have the finest line in the South during the '40 season, a group that boasted three all-Southeastern Conference performers, plus the aforementioned Elrod, a consensus all-America.

When asked to compare all his great teams at Mississippi State, head coach Allyn McKeen said, "Some of the school's greatest wins came during the 1939 season, but I have to go with the 1940 team as my best."

Mississippi State	7	7	0	0	=	14
Georgetown	0	0	7	0	=	7


MSU — Tripson blocked-punt recovery (Dees kick)


MSU — Jefferson 2 run (Bruce kick)

GU — Castiglia 2 run (Lio kick)

	MSU	GU
<b>First Downs</b>	8	14
<b>Rushing Yards</b>	106	125
<b>Passing Yards</b>	52	104
<b>Passes (C-A-I)</b>	5-11-0	10-23-3
<b>Total Offense</b>	158	229
<b>Fumbles-Lost</b>	2-0	1-0
<b>Penalty Yards</b>	71	90

Attendance: 29,554





# MISSISSIPPI STATE NC STATE

# 16 12

December 21, 1963 • Philadelphia Stadium • Philadelphia, Penn.

Hot coffee froze on press box ledges between kickoff and halftime, but the action on the field was warm enough to offset eight-degree temperatures and 17 mile-per-hour winds outside as coach Paul Davis' Bulldogs took a 16-12 win over the North Carolina State Wolfpack.

As the Bulldogs capped a 7-2-2 season before their first national television audience (on NBC, with the legendary Lindsey Nelson providing play-by-play) at Philadelphia Stadium, a blocked punt helped provide MSU's margin of victory for the second bowl game in a row.

In the first quarter, MSU end Bill McGuire blocked a Dave Houtz punt at the N.C. State 26, and fellow end Tommy Inman scooped up the loose football and ran it 11 yards for an MSU score. Justin Canale's PAT made it 7-0. Quarterback Sonny Fisher gave the Bulldogs a little more breathing room later in the period as the Laurel, Miss., resident sprinted 3 yards for a second touchdown. Canale's extra-point kick failed, but the future pro football standout later redeemed himself.

He gave MSU a 16-0 second-quarter lead with a 43-yard field goal into the gusty wind.

But North Carolina State made a bit of a comeback bid, aided by 122 yards on 11 penalties assessed against the aggressive Bulldogs. The Wolfpack scored the last two touchdowns of the game, but both two-point conversion attempts failed.

Coach Davis and his team had heaters on the State bench and a Plexiglas canopy to protect them from the frigid air.

"The defense did a good job all day, especially considering the conditions," Davis said. "We had a stronger line."



Mississippi State	13	3	0	0	=	16
NC State	0	6	0	6	=	12

MSU — Inman 11 blocked-punt return (Canale kick)

MSU — Fisher 3 run (kick failed)

MSU — Canale 43 FG

NCSU — Rossi 1 run (pass failed)

NCSU — Barlow 5 pass from Rossi (pass failed)

	MSU	NCSU
<b>First Downs</b>	16	15
<b>Rushing Yards</b>	53-275	52-176
<b>Passing Yards</b>	28	58
<b>Passes (C-A-I)</b>	3-6-1	5-12-0
<b>Total Offense</b>	303	234
<b>Fumbles-Lost</b>	2-1	2-2
<b>Penalties-Yards</b>	11-122	3-25


**Rushing:** (MSU) Granger 13-94, Fisher 16-81 1TD, Burrell, 10-69, Hodges 8-21, Sparks 4-18, Edwards 2-(-8); (NCSU) Rossi 18-67 1TD, Falzarano 12-42, Scarpati 7-22, Kazarsky 7-21, Clark 7-17, Houtz 1-7.

**Passing:** (MSU) Edwards 1-1-18-0; Fisher 2-5-10-1; (NCSU) Rossi 5-12-58-0 1TD.

**Receiving:** (MSU) Bland 2-17, Inman 1-11; (NCSU) Barlow 3-30 1TD, Clark 1-23, Scarpati 1-5.

**Attendance:** 8,309





# MISSISSIPPI STATE NORTH CAROLINA

# 26 24

December 28, 1974 • Sun Bowl • El Paso, Texas

Mississippi State's 26-24 Sun Bowl win over North Carolina was one of the truly great contests of the 1974-75 bowl season.

Coach Bob Tyler's Bulldogs, who finished 9-3 and 18th in the nation, set the stage for the game when Most Valuable Offensive Player Terry Vitrano took a handoff from quarterback Rocky Felker and sprinted 55 yards on the game's opening play.

While a rising fog blanketed the field during most of the first half, Vitrano gained big chunks of real estate to end the day with 164 yards on 20 carries, including a game-winning, two-yard touchdown run.

That run capped a 6:29 drive that ate most of the fourth-quarter clock, ending at the 3:41 mark. Three times MSU faced third downs on the drive and State faced a fourth-and-2 at the UNC 25-yard line, where Felker called his own number, clawing for 15 yards. Felker then ran eight more yards to set up Vitrano winning score.

The drive reminded both Tyler and Felker of the Bulldogs' 29-28 win over Memphis State earlier in the year, a game in which State drove 98 yards in the closing two minutes for the win.

All-America defensive tackle Jimmy Webb, named Most Valuable Defensive Player in the game, registered one of his most critical 12 tackles of the day on a fourth-and-short situation at midfield in the fourth quarter to preserve the MSU win.

MSU's All-SEC tailback Walter Packer piled up 183 yards on 24 attempts, scoring on runs of 1 and 16 yards while Vic Nickels kicked field goals of 24 and 32 yards.

Mississippi State's 455 yards of rushing, which still stand as a Sun Bowl record, were just a bit much for the Tar Heels, coached by MSU grad Bill Dooley.

"This team was better than we expected in a lot of ways," Tyler said. "I think we're a year ahead. We established unity in our program that usually takes two seasons to establish. I've never been more confident or enthusiastic about the future than I am right now."



Mississippi State	7	3	10	6	=	26
North Carolina	7	0	14	3	=	24

MSU — Packer 1 run (Nickels kick)

UNC — Betterson 1 run (Alexander kick)

MSU — Nickels 24 FG

UNC — Betterson 6 run (Alexander kick)

MSU — Packer 16 run (Nickels kick)

UNC — Jerome 29 pass from Kupec (Alexander kick)

MSU — Nickels 32 FG

UNC — Alexander 26 FG

MSU — Vitrano 2 run (kick failed)

	MSU	UNC
<b>First Downs</b>	25	22
<b>Rushes-Yards</b>	68-455	54-277
<b>Passing Yards</b>	44	125
<b>Passes (C-A-I)</b>	3-8-0	5-15-1
<b>Total Offense</b>	499	402
<b>Fumbles-Lost</b>	1-1	3-0
<b>Penalties-Yards</b>	5-45	2-30

**RUSHING:** (MSU) Packer 24-183 2TD, Vitrano 20-164 1TD, Felker 14-69, Johnson 7-22, Smith 3-17; (UNC) Voight 17-90, Betterson 19-84 2TD, Oliver 9-57, Lamens 4-32, Jerome 4-14, Kupec 1-(-10).

**PASSING:** (MSU) Felker 2-7-33-0; Johnson 1-1-11-0; (UNC) Kupec 5-15-125-1 1TD.

**RECEIVING:** (MSU) Lewis 2-27, Barkum 1-17; (UNC) Norton 2-61, Jerome 2-42 1TD, Waddell 1-22.

**Attendance:** 26,035



# #17 MISSISSIPPI STATE 17

# #8 NEBRASKA 31

December 27, 1980 • Sun Bowl • El Paso, Texas

The scene was the same as six years earlier in the Sun Bowl when Mississippi State engaged a team that had as much talent as any football power in the nation.

This bowl trip proved to be less successful, however, as coach Tom Osborne's Huskers prevailed in a 31-17 contest.

Mississippi State had won five consecutive regular-season games to enter the contest with a 9-2 record under coach Emory Bellard, but Nebraska was just a bit too deep and powerful as the Huskers took a 17-0 halftime lead.

State's high-powered offensive attack, which set school records for total offense and rushing offense, later cut the margin to 24-17 behind the option play of freshman quarterback John Bond of Valdosta, Ga. He ran for one touchdown on a 1-yard sneak and hit all-SEC tailback Michael Haddix of Walnut, Miss., for an 11-yard TD pass and MSU's final touchdown.

The day, however, belonged to Nebraska's defense, which held Bond to minus-8 yards rushing on 16 carries, and to seven completions in 19 attempts with two interceptions.

Sophomore kicking specialist Dana Moore from Baton Rouge, La., booted a 47-yard field goal and had a 64-yard punt, enabling him to achieve an MSU-record, 50-yard punting average for the afternoon.

"I am proud of our team and the season we had," Bellard said. "We just flat out gave Nebraska too many opportunities. Our defense played well enough to win. Looking at what we have, we will be back next year."



Mississippi State	0	0	3	14	=	17
Nebraska	7	10	7	7	=	31

UN — Brown 23 run (Seibel kick), 12:30 1st

UN — Seibel 22 FG, 3:23 2nd

UN — Finn 8 pass from Quinn (Seibel kick), 1:57 2nd

MSU — Moore 47 FG, 7:12 3rd

UN — Franklin 2 run (Seibel kick), 2:16 3rd

MSU — Bond 1 run (Morgan kick), 11:44 4th

UN — McCrady 52 pass from Quinn (Seibel kick), 3:21 4th

MSU — Haddix 11 pass from Bond (Morgan kick), 1:00 4th

	MSU	UN
<b>First Downs</b>	15	16
<b>Rushes-Yards</b>	53-93	54-159
<b>Passing Yards</b>	102	159
<b>Passes (C-A-I)</b>	7-19-2	9-19-1
<b>Total Offense</b>	195	318
<b>Fumbles-Lost</b>	5-4	1-1
<b>Penalties-Yards</b>	4-30	4-37

**RUSHING:** (MSU) King 23-96, Haddix 4-14, Wonsley 1-8, McDole 5-7, Collins 1-2, Parenton 2-(-4), Bond 16-(-8), Moore 1-(-21); (UN) Franklin 17-67 1TD, Redwine 13-42, Brown 1-23 1TD, Craig 5-13, Steels 2-9, Kotera 2-7, Johnson 3-3, Quinn 11-(-5).

**PASSING:** (MSU) Bond 7-19-102-2 1TD; (UN) Quinn 9-19-151-1 2TD.

**RECEIVING:** (MSU) McDole 4-69, Price 1-25, Haddix 1-11 1TD, Doss 1-7; (UN) McCrady 2-107 1TD, Brown 2-16, Steels 2-14, Davies 1-9, Finn 1-8 1TD, Kotera 1-5.

**Attendance:** 34,723.



# MISSISSIPPI STATE 10 KANSAS 0

December 31, 1981 • Legion Field • Birmingham, Ala.

With Defensive Most Valuable Player and all-America linebacker Johnnie Cooks of Leland, Miss., leading a fierce charge, Mississippi State scored its first bowl shutout win by downing the Kansas Jayhawks of the Big Eight Conference 10-0 to improve its bowl record to 4-2.

It was, indeed, a day for the defense.

The Bulldogs, aided by a steady mist that fell throughout the day, held Kansas to 35 yards rushing on 40 attempts, intercepted a pair of Jayhawk passes, and forced a fumble. State recorded its first shutout since 1979.

Lightning struck early for the Bulldogs as all-SEC defensive back Rob Fesmire of Nashville, Tenn., recovered a Ricky Green fumble on the opening kickoff and the opportunistic Bulldogs scored on the next play. Quarterback John Bond, State's Offensive Most Valuable Player and the game's MVP, sprinted 17 yards around right end on the first play from scrimmage and Bob Morgan's PAT gave the Bulldogs an early 7-0 lead.

Place-kicker Dana Moore iced the game with a 22-yard field goal with just over 11 minutes left in the first half for the final margin of victory. The Bulldogs advanced to 8-4 and moved up to 17th in the final AP national poll.

Moore also set a record, averaging 49.1 yards per punt on nine kicks.

Wingback Danny Knight of Natchez, Miss., contributed a big 37-yard sprint down the left sideline on a third-and-long situation while Cooks, defensive tackles Glen Collins, Earnest Barnes and a number of unsung heroes on the specialty teams gathered together to provide the Bulldogs with the ingredients necessary for a satisfying bowl win.

"The whole defensive unit played extremely well," MSU head coach Emory Bellard said. "We didn't ring the bell quite enough on offense, but we did move the ball down the field a good bit."

Mississippi State	7	3	0	0	=	10
Kansas	0	0	0	0	=	0

MSU — Bond 17 run (Morgan kick)

MSU — Moore 22 FG

	MSU	KU
<b>First Downs</b>	12	14
<b>Rushing Yards</b>	53-236	40-35
<b>Passing Yards</b>	51	171
<b>Passes (C-A-I)</b>	5-16-0	15-31-2
<b>Total Offense</b>	287	206
<b>Fumbles-Lost</b>	5-1	1-1
<b>Penalties-Yards</b>	10-65	7-82

**RUSHING:** (MSU) Knight 10-79, Bond 17-79 1TD, King 14-38, Haddix 7-25, Windham 3-5, Edwards 1-5, Wonsley 1-5; (KU) Taylor 20-61, Jones 7-20, Green 1-(-2), Smith 7-(-9), Frederick 5-(-35).

**PASSING:** (MSU) Bond 5-16-51-0; (KU) Smith 8-22-61-2; Frederick 7-9-110-0.

**RECEIVING:** (MSU) Haddix 2-16, Price 1-15, Richardson 1-13, Aldredge 1-7; (KU) Taylor 7-41, Johnson 3-34, Capers 2-57, Bastin 2-20, Jones 1-19.

**Attendance:** 41,672





# MISSISSIPPI STATE AIR FORCE

# 15 38

December 29, 1991 • Liberty Bowl • Memphis, Tenn.

An all-time Liberty Bowl crowd of 61,497 looked on as the wishbone-attack of the Air Force Academy spoiled Mississippi State's return to the bowl scene with a 38-15 victory over the Bulldogs in the 33rd annual Liberty Bowl postseason contest.

Directed by all-WAC quarterback and Liberty Bowl MVP Rob Perez, the Falcons piled up 318 net yards rushing while attempting only two passes in this ESPN telecast. A potent ground attack earned AFA a 37:34-22:26 edge in possession time.

The Falcons jumped on MSU early as they posted three unanswered touchdowns before the Bulldogs dented the scoreboard just before halftime. AFA scored on a pair of 1-yard plunges by Jason Jones and Perez in the opening stanza. A 35-yard fumble return by Air Force's Shannon Yates at the 6:12 mark of the second quarter stretched the lead to 21-0.

The Bulldogs got on the scoreboard with the final score of the first half, a 4-yard touchdown pass from quarterback Sleepy Robinson to tight end Trenell Edwards.

After the intermission, AFA added a third-quarter, 20-yard field goal by Joe Wood and a 31-yard touchdown gallop by Scott Hufford to build the Falcons' insurmountable lead to 31-7 with 14:19 remaining in the contest.

Making its first bowl appearance in 10 years, MSU scored its final points on a 7-yard run by fullback Michael Davis with 7:23 left on the game clock.



Mississippi State	0	7	0	8	=	15
Air Force	14	7	3	14	=	38

AFA — Jones 1 run (Wood kick), 5:07 1st

AFA — Perez 1 run (Wood kick), 2:11 1st

AFA — Yates 35 fumble return (Wood kick), 6:12 2nd

MSU — Edwards 4 pass from Robinson (Gardner kick), 0:35 2nd

AFA — Wood 20 FG, 2:31 3rd

AFA — Hufford 31 run (Wood kick), 14:19 4th

MSU — Davis 7 run (Robinson pass from Jordan), 7:23 4th

AFA — Simpson fumble recovery (Wood kick), 6:05 4th

	MSU	AFA
<b>First Downs</b>	18	19
<b>Rushes-Yards</b>	36-163	69-318
<b>Passing Yards</b>	121	10
<b>Passes (C-A-I)</b>	13-24-1	1-2-1
<b>Total Offense</b>	284	328
<b>Fumbles-Lost</b>	3-2	2-0
<b>Penalties-Yards</b>	5-35	4-31
<b>Time of Possession</b>	22:26	37:34

**RUSHING:** (MSU) Roberts 8-62, Robinson 15-41, Williamson 5-28, Davis 2-18 1TD, Jordan 3-7, Prince 2-7, Galloway 1-0; (AFA) Perez 26-114 1TD, Jones 21-73 1TD, Gray 1-33, Hufford 1-31 1TD, Banks 5-23, Baker 4-18, Onuoha 5-12, Young 4-11, Parisi 2-3.

**PASSING:** (MSU) Robinson 6-12-49-0 1TD; Jordan 7-12-72-1; (AFA) Perez 1-2-10-1.

**RECEIVING:** (MSU) Roberts 4-28, W. Harris 3-37, Edwards 2-25 1TD, Davis 2-19, Prince 1-9, James 1-3; (AFA) Wilkie 1-10.

**Attendance:** 61,497





# #24 MISSISSIPPI STATE 17 #19 NORTH CAROLINA 21

January 1, 1993 • The Georgia Dome • Atlanta, Ga.

Despite jumping out to a 14-0 first-quarter lead, Mississippi State couldn't hold off a North Carolina squad playing an inspired second half as the Tar Heels posted a 21-17 victory in the first Peach Bowl held inside The Georgia Dome.


The Bulldogs jumped on top early, scoring on their first possession when Greg Plump found Olanda Truitt on a 2-yard touchdown pass. MSU added to that lead when Kenny Roberts raced 22 yards on the final play of the first quarter to give the Bulldogs a 14-0 lead.

State had a chance to put the game away in the second quarter, but a pair of Plump-to-Truitt touchdown passes were called back due to Bulldog holding penalties.

Trailing 14-0 at halftime, North Carolina took the second half kickoff and drove 82 yards to score on Natrone Means' 1-yard plunge. Later in the third period, the Tar Heels' Bracey Walker broke through to block a Todd Jordan punt and raced 24 yards into the end zone to tie the game at 14-14.

North Carolina took the lead for good early in the fourth quarter when UNC's Cliff Baskerville intercepted a Plump pass and returned it 44 yards for the go-ahead touchdown.

After Chris Gardner's 46-yard field goal made the score 21-17, the Bulldogs had their chances to win the game late. MSU drove inside the Tar Heel 30 twice in the game's final three minutes, but an interception and loss on downs, respectively, doomed the Bulldogs' final chances.



Mississippi State	14	0	0	3	=	17
North Carolina	0	0	14	7	=	21

MSU — Truitt 2 pass from Plump (Gardner kick), 11:09 1st

MSU — Roberts 22 run (Gardner kick), 0:00 1st

UNC — Means 1 run (Pignetti kick), 12:39 3rd

UNC — Walker 24 blocked-punt return (Pignetti kick), 6:38 3rd

UNC — Baskerville 44 interception return (Pignetti kick), 12:36 4th

MSU — Gardner 46 FG, 8:42 4th

	MSU	UNC
<b>First Downs</b>	24	13
<b>Rushes-Yards</b>	41-144	36-149
<b>Passing Yards</b>	296	106
<b>Passes (C-A-I)</b>	25-45-2	7-17-2
<b>Total Offense</b>	450	255
<b>Fumbles-Lost</b>	1-0	1-1
<b>Penalties-Yards</b>	9-87	4-36
<b>Time of Possession</b>	34:33	25:27

**RUSHING:** (MSU) Roberts 9-64 1TD, Davis 10-32, T. James 6-24, Prince 5-19, Jordan 1-9, Hudson 1-5, Truitt 1-0, Plump 8-(-9); (UNC) Means 21-128 1TD, Faulkerson 4-9, Thomas 9-6, Jordan 1-3, Brooks 1-3.

**PASSING:** (MSU) Plump 24-40-2 287 1TD, Jordan 1-4-0 9, Hudson 0-1-0 0; (UNC) Thomas 7-16-2 106, Jerry 0-1-0 0.

**RECEIVING:** (MSU) Wi.Harris 8-127, Roberts 5-49, Truitt 3-31 1TD, Prince 2-23, Clanton 2-21, James 2-0, Ward 1-20, C.Jones 1-16, Knight 1-9; (UNC) Brooks 2-60, Jerry 2-20, Means 1-15, Holliday 1-13, Felton 1-(-2).

**Attendance:** 69,125



# #16 MISSISSIPPI STATE 24

# #23 NC STATE 28

January 2, 1995 • The Georgia Dome • Atlanta, Ga.

For the second time in three years, Mississippi State earned a berth in the Peach Bowl. And for the second time in three years, the Bulldogs held a third-quarter lead over its counterpart. But again, State could not maintain that advantage, dropping a 28-24 decision to NC State.

Like it had done two years prior, Mississippi State gained an early advantage in this Peach Bowl match-up. Place-kicker Tim Rogers, MSU's Offensive Player of the Game, booted a 37-yard field goal just 2:21 into the contest, and the Bulldogs had a 3-0 advantage. It would be the first of a bowl-record and school-standard tying five field goals for Rogers.

But, as NC State was able to do throughout the game, the Wolfpack erased that early lead. Running back Tremayne Stephens capped an 80-yard drive with a 2-yard touchdown run to give NCSU a 7-3 lead.

Rogers and Steve Videtich traded field goals around the first-quarter break before the Bulldogs mounted a touchdown drive of their own. Senior running back Michael Davis scored from 11 yards out to give MSU a 13-10 edge.

A pair of big plays opened the door for the Bulldogs to take control of the game as the second half began. Forcing the 'Pack to punt on their first series of the second half, Andre Bennett blocked the NC State kick into the end zone for a safety, and MSU had a two-point lead.

On the ensuing free kick, Keffer McGee returned the punt a bowl-record 50 yards, putting the Bulldogs in business at the NCSU 15-yard line. Unable to advance the ball into the end zone, State settled for a Rogers field goal and its lead was just 18-13.

Three plays later, however, Larry Williams, State's Defensive Player of the Game, put his team back in scoring position with a standout defensive play. On a second-and-16 play from the NCSU 30, Williams sacked quarterback Terry Harvey, stripped him of the football, and then recovered the pigskin at the 21.

But once again, the Bulldog attack was not able to capitalize, and Rogers was forced to convert a 36-yard field goal.

Rejuvenated by the disaster averted, NC State struck for a game-tying touchdown and two-point conversion at the close of the third period. Harvey hit Dallas Dickerson from 3 yards out for the score, and then ran for the extra points.

The Wolfpack used a big play of their own, a 62-yard pass play to set up their go-ahead score. Freshman fullback Carlos King bulled in from 11 yards away and State was down 28-21.

Mississippi State	6	7	8	3	=	24
NC State	7	6	8	7	=	28

MSU — Rogers 37 FG, 12:29 1st

NCSU — Stephens 2 rush (Videtich kick), 9:21 1st

MSU — Rogers 21 FG, 2:57 1st

NCSU — Videtich 45 FG, 13:21 2nd

MSU — Davis 11 run (Rogers kick), 7:29 2nd

NCSU — Videtich 36 FG, 0:08 2nd

MSU — Safety (blocked punt), 13:27 3rd

MSU — Rogers 29 FG, 10:45 3rd

MSU — Rogers 36 FG, 8:36 3rd

NCSU — Dickerson 3 pass from Harvey (Harvey run), 1:12 3rd

NCSU — King 11 run (Videtich kick), 13:06 4th

MSU — Rogers 30 FG, 4:47 4th

	MSU	NCSU
<b>First Downs</b>	16	20
<b>Rushes-Yards</b>	35-117	48-172
<b>Passing Yards</b>	185	164
<b>Passes (C-A-I)</b>	14-29-0	14-25-1
<b>Total Offense</b>	302	336
<b>Fumbles-Lost</b>	0-0	2-1
<b>Penalties-Yards</b>	6-53	2-15
<b>Time of Possession</b>	26:49	33:11

**RUSHING:** (MSU) Davis 13-51 1TD, Bouie 12-51, McCrary 3-10, Moulds 2-10, Clark 2-(-1), Taite 3-(-4); (NCSU) Stephens 21-105 1TD, King 6-38 1TD, Brown 7-25, Hill 1-4, Fitzgerald 3-3, Bender 2-3, Harvey 7-0, Grissett 1-(-6).

**PASSING:** (MSU) Taite 13-28-0 141, Clark 1-1-0 44; (NCSU) Harvey 11-18-0 139 1TD, Bender 3-7-1 25.

**RECEIVING:** (MSU) McCrary 3-39, C. Jones 3-39, Watkins 3-20, McGee 2-62, Bouie 1-11, M. Brown 1-9, Moulds 1-5; (NCSU) Dickerson 3-31 1TD, Grissett 2-68, Guffie 2-30, King 2-9, Fitzgerald 2-5, Stephens 1-9, Thomas 1-8, Hill 1-4.

**Attendance:** 64,902



# #23 MISSISSIPPI STATE 11 #20 TEXAS 38

January 1, 1999 • Cotton Bowl • Dallas, Texas

Playing in their first traditional New Year's Day bowl game since the 1941 Orange Bowl, the Bulldogs faced an enormous task in trying to stop the University of Texas and its Heisman Trophy winner Ricky Williams. Behind Williams' Cotton Bowl record 203 yards rushing and two touchdowns, the Longhorns snapped their seven-game losing slide to Jackie Sherrill and defeated Mississippi State 38-11 in the Southwestern Bell Cotton Bowl Classic.

Texas struck early in the contest behind the arm of quarterback Major Applewhite. The freshman found Wayne McGarity late in the opening period on a 59-yard scoring strike, giving Texas an early 7-0 lead.

The Longhorns took advantage of good field position and a long pass play to take a 14-0 lead, as Applewhite again called McGarity's number for a 52-yard touchdown with 5:11 to go in the first half.

Mississippi State would close out the scoring in the half with a 39-yard field goal from senior Brian Hazelwood.

After showcasing their passing game in the first half, Texas began to exploit a tired Bulldog defense with a running game that featured the NCAA's career rushing leader in Williams, who got the scoring started in the second half with a 37-yard gallop to stretch the Longhorns' lead to 21-3 just 2:26 into the second half. A Kris Stockton field goal would extend the UT lead to 24-3 six minutes later.

The Bulldog offense, led by James Johnson's 112 yards on the ground, still struggled to find its niche against a stubborn Texas defense. An injury to star all-purpose receiver Kevin Prentiss in the opening half made their task even more difficult. Unable to keep the weary MSU defense off the field, the Bulldogs were victimized by another Williams' scoring run at the 2:42 mark of the third period as Texas grabbed control of the contest with a 31-3 advantage.



Mississippi State	0	3	0	8	=	11
Texas	7	7	24	0	=	38

UT — McGarity 59 pass from Applewhite (Stockton kick), 2:17 1st

UT — McGarity 52 pass from Applewhite (Stockton kick), 5:11 2nd

MSU — Hazelwood 39 FG, 2:32 2nd

UT — R. Williams 37 run (Stockton kick), 12:34 3rd

UT — Stockton 47 FG, 6:39 3rd

UT — R. Williams 2 run (Stockton kick), 2:42 3rd

UT — Cavi 18 pass from Applewhite (Stockton kick), 0:14 3rd

MSU — Grant 5 pass from Wyatt (J. Johnson rush), 10:07 4th

	MSU	UT
First Downs	18	27
Rushes-Yards	32-87	43-238
Passing Yards	205	225
Passes (C-A-I)	16-40-1	15-26-0
Total Offense	292	463
Fumbles-Lost	2-1	1-0
Penalties-Yards	9-89	5-55
Time of Possession	27:59	32:01

**RUSHING:** (MSU) J.Johnson 22-112, D.McKinley 2-7, Rainey 1-2, Prather 1-(-3), Madkin 4-(-11), Wyatt 2-(-20); (UT) R.Williams 30-203 2TD, Mitchell 7-26, Brown 3-15, Applewhite 3-(-6).

**PASSING:** (MSU) Wyatt 12-24-0 156 1TD, Madkin 4-16-1 49; (UT) Applewhite 15-26-0 225 3TD.

**RECEIVING:** (MSU) Grant 4-62 1TD, K.Cooper 4-38, Love 2-33, Kelly 2-14, J.Johnson 1-22, D.McKinley 1-20, Prentiss 1-8, Butler 1-8; (UT) R.Williams 5-45, McGarity 4-132 2TD, Cavi 3-31 1TD, Lewis 2-26, Nunez 1-(-9).

Attendance: 72,611



# #15 MISSISSIPPI STATE 17 CLEMSON 7

December 30, 1999 • The Georgia Dome • Atlanta, Ga.

Behind the impetus that had been the key all season — defense — Mississippi State downed Clemson 17-7 in the 1999 Chick-fil-A Peach Bowl in Atlanta's Georgia Dome.

The win gave State its 10th victory of the season, grouping the '99 Bulldogs with MSU's '40 edition which also posted 10 victories.

MSU notched the win despite allowing the most yardage it had all season (391), with 301 of that coming from quarterback Brandon Streeter who passed 50 times in the game.

Defense was the norm in the first half for both squads as the teams played to a scoreless tie at halftime. The closest either team got to a score in the first half was when Clemson advanced to State's 9-yard line late in the first quarter. But Tiger Tony Lazzara's field goal attempt was blocked by Bulldog senior Robert Bean, who registered his seventh career blocked kick.

State wasted little time breaking the scoring ice in the second half. After Pig Prather returned the opening kickoff after intermission 45 yards to the MSU 47-yard line, the Bulldogs drove 31 yards on seven plays to set up a 39-yard field goal from Scott Westerfield at the 12:39 mark.

Three possessions later, Clemson threatened to answer, driving to the State 13 where it faced a fourth-and-7. The Tigers elected to go for it, but the MSU defense held firm, with defensive lineman John Hilliard batting down a Streeter pass.

The quarter would end with State leading 3-0. The fourth quarter would be quite a different story in terms of point production, as the teams combined for three touchdowns in the final frame.

State extended its lead to 10-0 on the first full drive of the final period, going 43 yards on 10 plays with quarterback Wayne Madkin scrambling for a 2-yard score. The drive was set up at Clemson's 43-yard line on an interception by Bulldog Eugene Clinton, one of five State pickoffs in the contest.

Clemson would answer on the ensuing possession with its only score of the night. The Tigers drove 70 yards on eight plays with Streeter diving in from a yard out.

But State was not intimidated. The Bulldogs answered that challenge with a solid eight-play, 57-yard charge of their own. Madkin, the game's Most Valuable Offensive Player, found tailback Dontae Walker on the left side and Walker jaunted 15 yards for the touchdown which iced the game for MSU at 17-7 with 4:31 remaining in regulation.

Mississippi State	0	0	3	14	=	17
Clemson	0	0	0	7	=	28

MSU — Westerfield 39 FG, 12:39

MSU — Madkin 2 run (Westerfield kick), 11:40

CU — Streeter 1 run (Lazzara kick), 8:15

MSU — D.Walker 15 pass from Madkin (Westerfield kick), 4:31


	MSU	CU
<b>First Downs</b>	16	24
<b>Rushes-Yards</b>	33-89	34-85
<b>Passing Yards</b>	176	306
<b>Passes (C-A-I)</b>	17-38-0	25-56-5
<b>Total Offense</b>	265	391
<b>Fumbles-Lost</b>	2-1	1-1
<b>Penalties-Yards</b>	21-188	8-82
<b>Time of Possession</b>	30:41	29:19

**RUSHING:** (CU) Rambert 18-70, Dantzler 9-8, Streeter 4-7 1TD, Wofford 1-5, Witherspoon 1-2, Zachery 1-(-7). (MSU) Madkin 5-37 1TD, Miller 10-24, D.Walker 9-18, Rainey 3-14, Griffith 3-1, Gibson 1-0, Team 2-(-5).

**PASSING:** (CU) Streeter 24-44-4-301, Dantzler 1-6-1-5. (MSU) Madkin 17-38-0-176 1TD.

**RECEIVING:** (CU) Gardner 7-75, Wofford 6-147, Lawyer 5-46, Cyrgalis 2-21, Rambert 2-8, Bailey 1-9, Seth 1-3, Reames 1-(-3). (MSU) Miller 3-54, Sirmones 2-21, D.Walker 2-20 1TD, Griffith 2-14, McCaskey 2-9, M.Butler 1-21, Love 1-20, Huntington 1-6, Lee 1-5, Gibson 1-3, Belcher 1-3.

**Attendance:** 73,315







# MISSISSIPPI STATE 43 TEXAS A&M 41 (OT)

December 31, 2000 • Independence Bowl • Shreveport, La.

Willie Blade blocked an extra point, Julius Griffith ran it to the end zone for a two-point conversion, and Wayne Madkin scored from 6 yards out — all in overtime — to give Mississippi State a hard-fought, 43-41 decision over Texas A&M in the snow-filled Independence Bowl.

The Aggies took advantage of a couple of early MSU miscues on the snow-covered field to take a 14-0 edge seven minutes into the game. After scoring following a mishandled MSU snap just over two minutes into the contest, A&M continued to control momentum on fullback Ja'Mar Toombs' 4-yard plunge. Toombs had a game-high 193 yards.

Jackie Sherrill's Bulldogs fought back in the second quarter. With Toombs running through the State defense, Dontae Walker returned the favor to the Aggie stoppers, tallying 143 yards of his own. The sophomore took a handoff up the middle and scurried for 40 of those yards over the goal line to cut the lead.

With just over a minute until halftime, State scored behind Wayne Madkin. After the junior quarterback rushed for 10 yards, he connected on two pass plays, the second a four-yard score to Dicenso Miller to tie the game at 14.

A&M bounced back with 31 seconds left in the half to take a 20-14 lead into the locker room. Quarterback Mark Farris lofted a ball high and deep into the heavy falling snow, finding Robert Ferguson on a 42-yard score.

The Aggies tried to put the game out of reach with two fourth-quarter touchdowns. On the opening play of the period, Farris once again went deep, this time connecting with Bethel Johnson on a 35-yard strike. A two-point conversion put the Aggies up 28-21. Toombs extended the lead on the following possession, rushing in from 13 yards to give A&M a 35-21 edge.

Walker cut the lead back to seven as he rushed in from 32 yards out, and, after a Marco Minor interception put MSU at the Aggie 4-yard line, Madkin found tight end Donald Lee in the end zone for the touchdown that sent the game into overtime, tied 35-35.

In the extra session, Toombs rushed in from 25 yards out on the first play to put A&M up 41-35. Blade reached up and blocked the Aggie extra point try. Eugene Clinton picked up the loose ball and pitched to Griffith who ran it in for two points.

Faced with a must-score situation on State's first overtime try, Madkin rushed down to the Aggies' 6-yard line and then took a keeper into the end zone to clinch the 43-41 win in what has become known as "Snow Bowl 2000".

Mississippi State	0	14	7	14	8	=	43
Texas A&M	14	6	0	15	6	=	41

TAMU — Whitaker 9 run (Kitchens kick), 12:56, 1st

TAMU — Toombs 4 run (Kitchens kick), 8:06, 1st

MSU — Walker 40 run (Westerfield kick), 9:22, 2nd

MSU — Miller 4 pass from Madkin (Westerfield kick), 7:22, 2nd

TAMU — Ferguson 42 pass from Farris (Kitchens kick failed), 0:46, 2nd

MSU — Walker 1 run (Westerfield kick), 11:55, 3rd

TAMU — Johnson 35 pass from Farris (Whitaker rush), 14:51, 4th

TAMU — Toombs 13 run (Kitchens kick), 9:20, 4th

MSU — Walker 32 run (Westerfield kick), 8:17, 4th

MSU — D.Lee 3 pass from Madkin (Westerfield kick), 1:30, 4th

TAMU — Toombs 25 run (Kitchens kick failed)

MSU — Griffith PAT return

MSU — Madkin 6 yd run

	MSU	TAMU
First Downs	16	14
Rushes-Yards	40-246	47-209
Passing Yards	71	133
Passes (C-A-I)	9-19-0	9-11-1
Total Offense	317	342
Fumbles-Lost	4-1	1-1
Penalties-Yards	6-45	7-71
Time of Possession	28:59	31:01

**RUSHING:** (MSU) Walker 16-143 3TD, Miller 11-48, Jus. Griffith 2-17, Madkin 11-38 TD. (TAMU) Toombs 35-193 3TD, Whitaker 8-16 TD, Weber 2-2, Farris 2-(-2).

**PASSING:** (MSU) Madkin 9-19-0-71 2TD. (TAMU) Farris 9-11-1-133 2TD.

**RECEIVING:** (MSU) Miller 4-30 TD, D.Lee 2-29 TD, Lindsey 1-7, Butler 1-3, Jus. Griffith 1-2. (TAMU) Ferguson 3-54 TD, Toombs 2-(-4), Johnson 1-35 TD, Porter 1-31, Taylor 1-15, Weber 1-2.

**Attendance:** 36,974



# MISSISSIPPI STATE UCF

# 10 3

December 29, 2007 • Liberty Bowl Stadium • Memphis, Tenn.

Mississippi State cashed in on Central Florida's fourth turnover of the game, marching to the lone touchdown of the day late in the fourth quarter, to defeat the Knights 10-3 in the 49th renewal of the AutoZone Liberty Bowl, a game that was otherwise very defensive in nature.

With the win, MSU ended the 2007 season at 8-5, its most wins since 2000, and improved to 2-0 all-time over UCF which ended the year 10-4 after winning its last seven games and claiming the Conference USA crown. The Bulldogs also improved to 7-6 all-time in bowl games with the victory and has now been victorious its last three bowl appearances.

The late score, a 1-yard plunge by running back Anthony Dixon, came with just 1:54 remaining in the game. It capped a 10-play, 59-yard drive, State's longest of the day by almost 20 yards, that was setup by Bulldog Keith Fitzhugh's interception of Knight quarterback Kyle Israel, his third throwing miscue of the contest.

But until that point in the game, neither team had generated much offense in a game very much controlled by the defenses. Only two second quarter field goals - one by each team - graced the scoreboard in the first three quarters and the teams would combined for just 418 yards of total offense in the affair.

After a scoreless first quarter started the lowest scoring first half in Liberty Bowl history, UCF finally broke scoring ice after gaining excellent field position at the Bulldog 46 early in the second period. The Knights then moved the ball 18 yards to set up a Michael Torres 45-yard field goal that just cleared the crossbar. UCF led 3-0 with 11:49 to go before the intermission.

After the Knights forced a State punt on the next drive, the Bulldogs got their first break of the afternoon. MSU's Derek Pegues, named the game's Most Valuable Player, picked off the first of two passes at the Knight 46 and returned it 40 yards to the 6-yard line. UCF stood strong, however, and held MSU to a 22-yard Adam Carlson field goal, tying the game at the 6:02 mark.

UCF would have scoring chances on two consecutive drives in the third and fourth periods but Torres, who came into the game having hit 19-of-21 field goals on the year, would miss from 32 and 37 yards on those drives, negating some offensive momentum that the Knights had built at that point in the contest.

Dixon ended the day with 86 yards on 24 carries for the Bulldogs, who managed just 198 yards from scrimmage the entire game.

The game's attendance of 63,816 established a new Liberty Bowl record. The previous record of 61,497 was set in 1991 when the Bulldogs played Air Force.

UCF	0	3	0	0	=	3
Mississippi State	0	3	0	7	=	10

UCF — Torres 45 FG, 11:49, 2nd

MSU — Carlson 22 FG, 6:02, 2nd

MSU — Dixon 1 run, (Carlson kick), 1:54, 4th

	UCF	MSU
<b>First Downs</b>	13	10
<b>Rushes-Yards</b>	47-131	41-160
<b>Passing Yards</b>	88	39
<b>Passes (C-A-I)</b>	10-24-3	8-20-1
<b>Total Offense</b>	219	199
<b>Fumbles-Lost</b>	2-1	0-0
<b>Penalties-Yards</b>	3-25	5-45
<b>Time of Possession</b>	31:08	28:52

**RUSHING:** (UCF) Smith 35-119, Israel 11-13, Francis 1-(-1). (MSU) Dixon 24-86 TD, Burks 2-25, Carroll 6-21, Ducre 6-20, Smith 1-5, Hart 1-4, Team 1-(-1).

**PASSING:** (UCF) Israel 10-24-3-88. (MSU) Carroll 8-18-1-39, Henig 0-2-0-0.

**RECEIVING:** (UCF) Smith 3-12, Ross 2-27, Rabazinski 2-26, Watters 2-13, Aiken 1-10. (MSU) Ducre 3-10, Smith 2-7, Dixon 1-10, Hart 1-8, Burks 1-4.

**Attendance:** 63,816





# #21 MISSISSIPPI STATE 52 MICHIGAN 14

January 1, 2011 • EverBank Field • Jacksonville, Fla.

It was an offensive clinic from start to finish for Mississippi State, as the Bulldogs manufactured 485 total yards en route to a dominating 52-14 win against Michigan in the 66th annual Gator Bowl at EverBank Field.

Mississippi State set several school bowl records with points scored (52) and margin of victory (38). In addition, the 485 total yards of offense were second only to the 499 gained against North Carolina in the 1974 Sun Bowl.

Chris Relf, named the game's MVP, completed 18 of his 23 passes for 281 yards and three touchdowns. The 281 passing yards were the second most in MSU bowl history. They are also the only two quarterbacks to throw for more than 200 yards in a bowl game. Relf, a junior from Montgomery, Ala., also scored on the ground from 1-yard out and finished with 311 total yards.

As prolific as MSU's offense was, so too was the defense. The Bulldogs held the Wolverines (7-6) to 342 yards, with 153 coming in the opening quarter. Michigan did enjoy a 14-10 lead after the first frame, but failed to score another point the remainder of the game.

Quarterback Denard Robinson was limited to a season-low 51 yards after grounding out 59 in the first quarter.

Robinson's arm produced the game's first points when he connected with Roy Roundtree for a 10-yard scoring strike. MSU quickly answered, though, and evened the score when Relf hit Arceto Clark from 4 yards out.

On their next possession, the Bulldogs took their first lead at 10-7 on a 42-yard field goal by Derek DePasquale. Back came the Wolverines, however, who went back on top following a 27-yard touchdown pass from Robinson to Martavious Odoms.

That play, though, would be Michigan's last highlight of the game. From that point, it was all Mississippi State.

With 11:38 left in the first half, Vick Ballard scored the first of his three touchdowns to give MSU a 17-14 lead. Then with 6:35 remaining, Relf found the end zone to extend the advantage to 24-14.

But the Bulldogs weren't done, as they scored again with 25 seconds left, this time on a 15-yard pass from Relf to Ricco Sanders, his first-career TD reception, for a 31-14 lead.

In the second half, the Bulldogs, who converted 9 of their 17 third-down attempts and were 5 of 5 on fourth down, got two more touchdowns from Ballard covering 1 and 7 yards. Ballard finished the year with 19 rushing touchdowns, breaking the single-season mark of 16 set by Jackie Parker in 1952.

MSU's final points were the result of a 31-yard pass from Relf to Michael Carr, the first touchdown of the freshman's career.

Mississippi State	10	21	14	7	=	52
Michigan	14	0	0	0	=	14

**MICH** - Roundtree 10 pass from Robinson (Gibbons kick), 10:56, 1st

**MSU** - Arceto Clark 4 yd pass from Chris Relf (D. DePasquale kick), 5:31, 1st

**MSU** - D. DePasquale 42 yd field goal, 2:23, 1st

**MICH** - Odoms, M. 27 yd pass from Robinson, D. (Gibbons, B. kick), 0:34, 1st

**MSU** - Vick Ballard 2 yd run (D. DePasquale kick), 11:38, 2nd

**MSU** - Chris Relf 1 yd run (D. DePasquale kick), 6:35, 2nd

**MSU** - Ricco Sanders 15 yd pass from Chris Relf (D. DePasquale kick), 0:25, 2nd

**MSU** - Vick Ballard 1 yd run (D. DePasquale kick), 6:19, 3rd

**MSU** - Vick Ballard 7 yd run (D. DePasquale kick), 0:10, 3rd

**MSU** - Michael Carr 31 yd pass from Chris Relf (D. DePasquale kick), 10:31, 4th

	MSU	MICH
<b>First Downs</b>	26	17
<b>Rushes-Yards</b>	58-204	25-88
<b>Passing Yards</b>	281	254
<b>Passes (C-A-I)</b>	18-23-1	27-41-1
<b>Total Offense</b>	485	342
<b>Fumbles-Lost</b>	0-0	1-1
<b>Penalties-Yards</b>	3-23	5-40
<b>Time of Possession</b>	35:15	24:45

**RUSHING:** (MSU) Vick Ballard 20-76; L. Perkins 9-40; Robert Elliott 6-36; Chris Relf 15-30; Adrian Marcus 7-24; Tyler Russell 1-minus 2. **(Michigan)** Robinson, D. 11-59; Shaw, Michael 4-19; Smith, Vincent 7-13; Toussaint, F. 2-5; Grady, Kelvin 1-minus 8.

**PASSING:** (MSU) Chris Relf 18-23-1-281. **(Michigan)** Robinson, D. 27-41-1-254.

**RECEIVING:** (MSU) Chris Smith 4-46; Michael Carr 3-65; Arceto Clark 3-45; L. Perkins 2-79; Ricco Sanders 2-23; Brandon Heavens 2-12; Vick Ballard 2-11. **(Michigan)** Roundtree, Roy 9-53; Stonum, Darryl 7-59; Hemingway, J. 4-49; Koger, Kevin 2-42; Smith, Vincent 2-17; Odoms, M. 1-27; Toussaint, F. 1-5; Shaw, Michael 1-2.

**Attendance:** 68,325



# MISSISSIPPI STATE WAKE FOREST

# 23 17

December 30, 2011 • LP Field • Nashville, Tenn.

Donning the Maroon and White for the final time, senior running back Vick Ballard put the team on his back as he rushed for a career-high 180 yards and two touchdowns to propel Mississippi State to a 23-17 victory against Wake Forest in the Franklin American Mortgage Music City Bowl.

The Pascagoula, Miss., native was named MVP, while his production was the second best in MSU bowl history.

It was the Bulldogs' fifth-consecutive bowl win, a streak that tied Rutgers for the longest in the nation. MSU also improved to 9-6 in bowl outings, with a 4-2 mark against ACC foes.

Ballard deserves a bulk of the credit for MSU's latest achievement, breaking free down the sidelines for a 60-yard scoring scamper with 34 seconds left in the opening quarter to even the game at 7-apiece after the Demon Deacons had scored on a 14-yard run by Brandon Pendergrass.

In the second quarter, Mississippi State turned to its passing game to take the lead for good when senior quarterback Chris Relf connected with a wide open Arceto Clark for a 31-yard scoring strike and a 13-7 advantage following the missed PAT. The touchdown was set up when junior defensive end and All-American Fletcher Cox blocked a Wake Forest field goal.

The final points of the half resulted in a 33-yard Derek DePasquale field goal which put MSU up, 16-7.

In the second half, though, Wake Forest grabbed the early momentum when Tommy Bohanon closed the gap to 16-14 on a 1-yard plunge. However, it would be as close as the Demon Deacons would get.

Ballard made sure of that in the fourth quarter when he broke free for a 72-yard touchdown, the longest in MSU bowl history, to swell the lead to 23-14.

Wake would score again on a 46-yard field goal by Jimmy Newman, but from that point the MSU defense thwarted any comeback hopes by taking its play to another level.

Offensively, MSU outgained Wake, 382-287. Relf threw for 129 yards on 12-of-19 passing, while also rushing for another 64 yards en route to finishing his career as MSU's winningest quarterback (15-7).

The defense was led by the play of Cox and Corey Broomfield, who registered a career-best two tackles behind the line of scrimmage to go along with a team-high nine tackles. It was a unit that recorded six sacks, the most since having seven in a 47-35 home win against No. 3 Florida on Sept. 30, 2000.

Mississippi State	7	9	0	7	=	23
Wake Forest	7	0	7	3	=	17

WF — Pendergrass 14 run (Newman kick), 4:24 1st

MSU — Vick Ballard 60 run (DePasquale kick), 3:04 1st

MSU — Arceto Clark 31 pass from Chris Relf (DePasquale kick failed), 12:41 2nd

MSU - DePasquale 33 yd field goal, 5:44 2nd

WF - Bohanon 1 run (Newman kick), 11:00 3rd

MSU - Vick Ballard 72 run (DePasquale kick), 12:53 4th

WF - Newman 46 yd field goal, 3:27 4th

	MSU	WF
<b>First Downs</b>	14	21
<b>Rushes-Yards</b>	39-253	38-63
<b>Passing Yards</b>	129	224
<b>Passes (C-A-I)</b>	12-20-2	26-48-0
<b>Total Offense</b>	382	287
<b>Fumbles-Lost</b>	3-2	0-0
<b>Penalties-Yards</b>	6-48	5-39
<b>Time of Possession</b>	24:10	35:50

**RUSHING:** (MSU) Ballard 14-180, Relf 15-64, Perkins 6-15, Team 2-(-2), Bumphis 2-(-4). (WF) Pendergrass 24-73, Reynolds 2-8, Givens 2-6, Bohanon 1-1, Team 1-(-1), Price 8-(-24).

**PASSING:** (MSU) Relf 12-19-2-129. (WF) Price 24-46-0-214, Wulfeck 1-1-0-1, Davis 1-1-0-9.

**RECEIVING:** (MSU) Smith 5-47, Clark 2-38, Ballard 2-9, M. Johnson 1-37, Perkins 1-1, Bumphis 1-(-3). (WF) Campanaro 10-128, Givens 9-54, Pendergrass 2-19, Parker 2-9, Price 1-9, Dembry 1-4, Bush 1-1.



Attendance: 55,208





# MISSISSIPPI STATE 20 #20 NORTHWESTERN 34

January 1, 2013 • EverBank Field • Jacksonville, Fla.

The No. 20 Northwestern Wildcats (10-3) downed the Mississippi State Bulldogs (9-5) 34-20 in the TaxSlayer.com Gator Bowl.

Northwestern wasted no time getting on the board when Quentin Williams returned a Tyler Russell interception 29 yards just 47 seconds into the game.

Jeff Budzien added a pair of field goals on the Wildcats next two drives from 34 and 37 yards, respectively.

The Bulldog defense then stopped the Northwestern offense on back-to-back drives leading to MSU's first points of the day.

Devon Bell got the scoring going with a 27-yard field goal. After MSU forced a three-and-out, Russell connected with Arceto Clark for an 18-yard touchdown and sent State to the locker room only trailing by three.

Nickoe Whitley stopped Northwestern's first drive of the second half with the first of his two interceptions on the day. Three minutes later, Bell tied his career-long with a 47-yard field goal to square the game at 13 apiece.

The Wildcats quickly retook the lead with a six-play, 76-yard drive that only took 1:12 off the clock and then added another touchdown with 1:35 left in the third quarter to take 27-13 lead into the final stanza.

MSU tacked on another touchdown when Russell floated a pass to Malcolm Johnson in center of the endzone just 3:18 into the fourth quarter.

The MSU defense forced another three-and-out on Northwestern's next drive but, Russell's fourth interception of the day was returned 44 yards to the five yard line. The Wildcats punched in their final touchdown to secure the win.

Josh Robinson finished the game as State's leading rusher with 91 yards on seven carries. Junior LaDarius Perkins added 85 yards on 19 carries.

Clark finished with three catches for 36 yards and a touchdown, while Johnson hauled in two catches for 24 yards and a score. Chad Bumphis also grabbed three catches for 18 yards in his final game as a Bulldog.

Russell completed 12-of-28 for 106 yards, two touchdowns and four interceptions.



Mississippi State	0	10	3	7	=	20
Northwestern	10	3	14	7	=	34

NU - Williams 29 yd interception return (Budzien kick), 14:13 1st

NU - Budzien 34 yd field goal, 4:49 1st

NU - Budzien 37 yd field goal, 14:48 2nd

MSU - Devon Bell 27 yd field goal, 4:48 2nd

MSU - Arceto Clark 18 yd reception from Tyler Russell (Bell kick), 1:06, 2nd

MSU - Bell 47 yd field goal, 10:37 3rd

NU - Jones 3 yd run (Budzien kick), 9:25 3rd

NU - Siemian 4 yd run (Budzien kick), :26 3rd

MSU - Malcolm Johnson 14 yd reception from Russell (Bell kick), 11:42 4th

NU - Mark 3 yd run (Budzien kick) 8:10 4th

	MSU	NU
<b>First Downs</b>	18	19
<b>Rushes-Yards</b>	33-186	40-161
<b>Passing Yards</b>	106	196
<b>Passes (C-A-I)</b>	12-29-4	21-36-3
<b>Total Offense</b>	292	357
<b>Fumbles-Lost</b>	0-0	1-0
<b>Penalties-Yards</b>	6-47	2-20
<b>Time of Possession</b>	26:12	33:48

**RUSHING:** (MSU) Perkins 19-91, Robinson 7-91, Prescott 2-20, Bumphis 1-3, Russell 4-11. (NU) Colter 11-73, Mark 13-60, Siemian 2-14, Jones 6-14, Trumpy 3-7, Riley 2-5, Team 3-0.

**PASSING:** (MSU) Russell 12-28-4-106, Prescott 0-1-0-0. (NU) Siemian 12-20-1-120, Colter 9-16-2-76.

**RECEIVING:** (MSU) Clark 3-36, M. Johnson 2-24, Smith 2-24, Bumphis 3-18, Marcus 1-7, Robinson 1-(-3) (NU) Vitale 7-82, Fields 2-41, Jones 5-39, Lawrence 2-18, Prater 2-7, Riley 1-6, Mark 2-3

**Attendance:** 48,612



# MISSISSIPPI STATE RICE

# 44 7

December 31, 2013 • Liberty Bowl Stadium • Memphis, Tenn.

Mississippi State ended the year and its 2013 season and year with a fitting celebration Tuesday, ousting the Rice Owls 44-7 to claim victory in the 55th AutoZone Liberty Bowl. The margin of victory was the largest in any bowl game played thus far in 2013.

With the win, the Bulldogs secured their fourth-straight winning season and Dan Mullen earned the record for most bowl wins by any MSU coach ever, now 3-1 in four bowl appearances in his five seasons as the Bulldog mentor.

State dominated the game on both sides of the ball, with the defense holding Rice's top-15 national rushing attack to only 61 yards on the ground in the game while the Bulldog offense racked up 533 total yards on the other side of the ball.

After the Owls took an early 7-0 lead, the Bulldogs went on to score 44 unanswered points in the convincing win. Five different State players scored touchdowns in the contest.

State set school and Liberty Bowl records in the game. Sophomore quarterback Dak Prescott accounted for five touchdowns responsible for (a Liberty Bowl record) while throwing for 283 yards and three scores and rushing for two others. Junior receiver Jameon Lewis set the all-time MSU record for receiving yards in any game - regular or post season - with 220 yards on nine catches.

MSU ended 2013 on a flurry, winning consecutive overtime games at Arkansas and against arch rival Ole Miss at home to become bowl eligible and vault itself into Tuesday's contest in Memphis.



Rice	7	0	0	0	=	7
Mississippi State	7	20	14	3	=	44

**RICE** — Charles Ross 1 yd run (Boswell kick), 6:41 1st

**MSU** — LaDarius Perkins 10 yd pass from Dak Prescott (Sobiesk kick), 2:01 2nd

**MSU** — Ashton Shumpert 1 yd run (Sobiesk kick), 9:49 2nd

**MSU** — Malcolm Johnson 13 yd pass from Dak Prescott (kick blocked), 4:32 2nd

**MSU** — Artimus Samuel 4 yd pass from Dak Prescott (Sobiesk kick), 0:10 2nd

**MSU** — Dak Prescott 5 yd run (Sobiesk kick), 7:25 3rd

**MSU** — Dak Prescott 11 yd run (Sobiesk kick), 1:42 3rd

**MSU** — Taylor Earhart 19 yd field goal, 4:45 4th

	RICE	MSU
<b>First Downs</b>	7	27
<b>Rushes-Yards</b>	32-61	46-239
<b>Passing Yards</b>	84	294
<b>Passes (C-A-I)</b>	8-16-0	18-30-0
<b>Total Offense</b>	145	533
<b>Fumbles-Lost</b>	2-1	1-1
<b>Penalties-Yards</b>	3-18	2-30
<b>Time of Possession</b>	24:42	35:18

**RUSHING: (RICE)** Charles Ross 10-28, Jowan Davis 7-21, Luke Turner 4-17, Dennis Parks 1-2, Team 1-(-1), Taylor McHargue 6-(-2), Driphus Jackson 3-(-4). **(MSU)** Dak Prescott 14-78, LaDarius Perkins 13-47, Josh Robinson 3-45, Ashton Shumpert 7-29, Nick Griffin 4-18, Damian Williams 3-11, Sam Cowart 1-6, Josh Hand 1-5.

**PASSING: (RICE)** Taylor McHargue 8-15-0-84, Driphus Jackson 0-1-0-0. **(MSU)** Dak Prescott 17-28-0-283, Damian Williams 1-2-0-11.

**RECEIVING: (RICE)** Dennis Parks 3-38, Connor Cella 1-19, Klein Kubiak 1-15, Donte Moore 1-6, Andre Gautreaux 1-4, Jordan Taylor 1-2. **(MSU)** Jameon Lewis 9-220, De'Runnya Wilson 3-37, Malcolm Johnson 1-13, LaDarius Perkins 1-10, Robert Johnson 1-10, Artimus Samuel 1-4, Joshn Robinson 1-3, Ashton Shumpert 1-(-3).

**Attendance:** 57,846



# #7 MISSISSIPPI STATE 34

# #12 GEORGIA TECH 49

December 31, 2014 • Sun Life Stadium • Miami Gardens, Fla.

Mississippi State (10-3) fell behind 14-0 in the first quarter and Georgia Tech's (11-3) triple-option attack proved to be the difference in a 49-34 score in the 2014 Capital One Orange Bowl at Sun Life Stadium. It was the Bulldogs' first appearance in the contest in 73 years, capping a 10-win season.

A turnover on MSU's first possession led to a Tech touchdown, setting the tone for the rest of the evening. Both teams combined for nearly 1,200 total yards with most of State's coming through the air and nearly all of Tech's on the ground.

MSU junior quarterback Dak Prescott set several records over the course of the evening, throwing for over 400 yards and becoming the all-time record Bulldog holder for yards in a career at MSU, surpassing Don Smith. He also set the school single-game record for total offense with exactly 500 yards against Tech, 453 coming through the air. The highlight of the evening was Prescott's Hail Mary 42-yard touchdown pass to Fred Ross as time expired in the first half. Ross caught the touchdown off a deflection in the end zone that pulled the Bulldogs to within 21-20.

However, Tech's ground attack quickly got rolling in the second half with a 69-yard touchdown run a minute into the third quarter. The Yellow Jackets scored 21 unanswered points. MSU's De'Runnya Wilson caught two touchdown passes in the fourth quarter but it proved to be too late.



Mississippi State	0	20	0	14	=	34
Georgia Tech	14	7	21	7	=	49

GT — Synjyn Days 3 yd run (Butker kick), 12:38 1st

GT — Darren Waller 41 yd pass from Justin Thomas (Butker kick), 2:37 1st

MSU — Evan Sobiesk 32 yd field goal, 12:57 2nd

MSU — Dak Prescott 5 yd run (Sobiesk kick), 9:53 2nd

MSU — Evan Sobiesk 30 yd field goal, 5:12 2nd

GT — Justin Thomas 13 yd run (Butker kick), 00:29 2nd

MSU — Fred Ross 42 yd pass from Dak Prescott (Sobiesk kick), 00:00 2nd

GT — Synjyn Days 69 yd run (Butker kick), 14:05 3rd

GT — Justin Thomas 32 yd run (Butker kick), 7:58 3rd

GT — Justin Thomas 15 yd run (Butker kick), 4:17 3rd

MSU — De'Runnya Wilson 7 yd pass from Dak Prescott (Sobiesk kick), 14:53 4th

GT — Synjyn Days 4 yd run (Butker kick), 11:54 4th

MSU — De'Runnya Wilson 12 yd pass from Dak Prescott (Sobiesk kick), 2:20 4th

	MSU	GT
<b>First Downs</b>	33	26
<b>Rushes-Yards</b>	33-152	61-452
<b>Passing Yards</b>	453	125
<b>Passes (C-A-I)</b>	33-51-1	7-12-1
<b>Total Offense</b>	605	577
<b>Fumbles-Lost</b>	1-1	1-0
<b>Penalties-Yards</b>	5-40	3-45
<b>Time of Possession</b>	25:13	34:47

**RUSHING:** (MSU) Josh Robinson 13-75, Dak Prescott 15-47, Ashton Shumpert 4-25, Jameon Lewis 1-5. (GT) Synjyn Days 21-171, Justin Thomas 14-121, Zach Laskey 10-63, Charles Perkins 7-59, Deon Hill 5-23, B.J. Bostic 2-15, Dennis Andrews 1-1.

**PASSING:** (MSU) Dak Prescott 33-51-1-453. (GT) Justin Thomas 7-12-1-125.

**RECEIVING:** (MSU) Joe Morrow 6-117, De'Runnya Wilson 9-105, Fred Ross 6-102, Jameon Lewis 5-63, Malcolm Johnson 3-36, Robert Johnson 2-17, Gus Walley 1-7, Fred Brown 1-6. (GT) Darren Waller 5-114, Micheal Summers 2-11.

**Attendance:** 58,211





# NC STATE MISSISSIPPI STATE

# 28 51

December 30, 2015 • Bank of America Stadium • Charlotte, N.C.

In a fitting end to the greatest career in MSU history, **Dak Prescott** threw for a Belk Bowl-record 380 yards and four touchdowns on a rain-soaked field as MSU capped a nine-win season with a 51-28 blowout of NC State in Charlotte. Selected the game MVP, Prescott completed 25 of 42 passes and ran for 47 yards joining Colin Kaepernick, Tim Tebow, Dan LeFevour as the only players in FBS history to throw for 9,000 yards and run for 2,500 yards in their career. The Bulldog defense set the tone early. On the first play from scrimmage, defensive end **Jonathan Calvin** hit Jacoby Brissett as he released the ball and linebacker **Gerri Green** came up with the diving interception. Five plays later, **Fred Ross** hauled in a pass from Prescott in the left flat, turned up the left sideline and raced 14 yards for a score. Brissett had another pass picked off later in the first quarter and Prescott capitalized by finding **De'Runnya Wilson** for a 28-yard scoring strike. MSU made it 21-0 when Ross scored on a 33-yard reverse. Prescott lobbed his third TD pass of the game to Holloway over a blitzing defense to put the Bulldogs up 37-21 late in the third quarter. The senior quarterback hit Holloway in stride on a go route along the right sideline for a 55-yard touchdown in the fourth quarter. **Beniquez Brown** and **J.T. Gray** led all tacklers with nine. Prescott was lifted in the final minute to a standing ovation. The win propelled MSU to back-to-back seasons of at least nine victories for the first time in school history.



NC State	0	14	7	7	=	28
Mississippi State	14	17	6	14	=	51

MSU — Fred Ross 14 yd pass from Dak Prescott (Graves kick), 13:33 1st  
 MSU — De'Runnya Wilson 28 yd pass from Dak Prescott (Graves kick), 3:31 1st  
 MSU — Fred Ross 33 yd run (Graves kick), 12:17 2nd  
 NCSU — Pharoah McKeever 82 yd pass from Jacoby Brissett (Bambard kick), 11:16 2nd  
 NCSU — Jaylen Samuels 48 yd run (Bambard kick), 6:43 2nd  
 MSU — Justin Malone 0 yd fumble recovery (Graves kick), 3:18 2nd  
 MSU — Westin Graves 39 yd field goal, 0:14 2nd  
 NCSU — Jacoby Brissett 3 yd run (Bambard kick) 7:20 3rd  
 MSU — Brandon Holloway 10 yd pass from Dak Prescott (kick failed), 1:16 3rd  
 MSU — Brandon Holloway 55 yd pass from Dak Prescott (Graves kick), 9:41 4th  
 MSU — Aeris Williams 33 yd run (Graves kick), 5:38 4th  
 NCSU — Jaylen Samuels 1 yd run (Bambard kick), 0:45 4th

	NCSU	MSU
<b>First Downs</b>	20	26
<b>Rushes-Yards</b>	51-210	35-189
<b>Passing Yards</b>	214	380
<b>Passes (C-A-I)</b>	12-28-2	25-42-1
<b>Total Offense</b>	424	569
<b>Fumbles-Lost</b>	1-0	3-0
<b>Penalties-Yards</b>	4-50	5-55
<b>Time of Possession</b>	32:05	27:55

**RUSHING:** (NCSU) Nyheim Hines 13-70; Jacoby Brissett. 26-67; Jaylen Samuels 3-53; Dawaka Nichols 6-22; Bra'Lon Cherry. 1-0; TEAM 2-minus 2. (MSU) - Dak Prescott 12-47; Brandon Holloway 13-41; Aeris Williams 3-39; Fred Ross 1-33; Ashton Shumpert 5-27; Dontavian Lee 1-2; Justin Malone 0-0.

**PASSING:** (NCSU) - Jacoby Brissett 12-28-2-214. (MSU) - Dak Prescott 25-42-1-380.

**RECEIVING:** (NCSU) - Jumichael Ramos 5-75; David Grinnage 2-18; Johnathan Alston 2-16; Pharoah McKeever 1-82; Bra'Lon Cherry 1-25; Jaylen Samuels; TEAM 1-minus 2. (MSU) - Fred Ross 7-74; De'Runnya Wilson 5-96; Brandon Holloway 4-78; Malik Dear 3-25; Fred Brown 2-41; Donald Gray 2-40; Darrion Hutcherson 2-26.

Attendance: 46,423





# MIAMI (OHIO) MISSISSIPPI STATE

16  
17

December 26, 2016 • Tropicana Field • St. Petersburg, Fla.

A pair of blocked kicks, a field goal and two touchdown runs from quarterback **Nick Fitzgerald** led Mississippi State to a 17-16 victory over Miami [Ohio] in the 2016 St. Petersburg Bowl. With some last-second theatrics, State's **Nelson Adams** blocked Miami's potential game-winning field goal attempt with five seconds left to lift MSU to the win.

It was MSU's second block of the game with the Bulldogs' **Johnathan Calvin** also knocking down a Miami extra point attempt early in the game that would ultimately provide the one-point difference in State's triumph. Quarterback **Nick Fitzgerald** was named MVP of the game after totaling 268 yards and two touchdowns. He completed 13-of-26 passes for 126 yards, while he tied **Anthony Dixon's** program record with his eighth 100-yard rushing game of the year, running for a total of 142 yards and two touchdowns.

After a slow start to the game (State trailed 9-0 in the second quarter), MSU's offense began to pick up near the end of the first half, scoring on a two-yard keeper by **Fitzgerald** with 22 seconds left before the intermission. Following a 44-yard touchdown run by **Fitzgerald** and an interception by sophomore cornerback **Jamoral Graham** in the third quarter, junior place kicker **Westin Graves** gave MSU its first lead of the game in the fourth quarter, hitting a 36-yard field goal to put the Bulldogs up 17-16.

The Bulldogs were paced defensively by senior linebacker **Richie Brown** with nine tackles, in addition to a forced fumble. State's defense forced two turnovers over the course of the game.



Miami [Ohio]	3	6	7	0	=	16
Mississippi State	0	7	7	3	=	17

MIAMI — Nick Dowd 18 yd field goal, 10:07 1st

MIAMI — James Gardner 6 yd pass from Gus Ragland (Nick Dowd kick blocked), 8:36 2nd

MSU — Nick Fitzgerald 2 yd run (Westin Graves kick), 0:22 2nd

MIAMI — Ryan Smith 1 yd pass from Gus Ragland (Nick Dowd kick), 8:11 3rd

MSU — Nick Fitzgerald 44 yd run (Westin Graves kick), 4:15 3rd

MSU — Westin Graves 36 yd field goal, 12:03 4th

	MIAMI	MSU
First Downs	24	18
Rushes-Yards	35-170	33-199
Passing Yards	263	136
Passes (C-A-I)	22-31-1	13-27-0
Total Offense	433	335
Fumbles-Lost	1-1	0-0
Penalties-Yards	3-30	2-25
Time of Possession	35:08	24:52

**RUSHING: (MIAMI)** Kenny Young 9-67; Gus Ragland. 17-62; Maurice Thomas 3-33; Alonzo Smith 4-20; Team 2-0. **(MSU)** - Nick Fitzgerald 18-134; Aeris Williams 12-64; Malik Dear 1-3; Ashton Shumpert 1-2; Team 1-0.

**PASSING: (MIAMI)** - Gus Ragland 22-30-1-263; Rokeem Williams 0-1-0-0 **(MSU)** - Nick Fitzgerald 13-26-0-136; Damian Williams 0-1-0-0

**RECEIVING: (MIAMI)** - Ryan Smith 7-72; James Gardner 5-92; Rokeem Williams 4-38; Kenny Young 3-29; Jared Murphy 1-20; Maurice Thomas 1-6; Alexx Zielinski 1-6. **(MSU)** - Fred Ross 4-44; Malik Dear 2-19; Donald Gray 2-18; Aeris Williams 1-24; Farrod Green 1-13; Keith Mixon 1-11; Justin Johnson 1-8.

**Attendance:** 15,717