



# MISSISSIPPI STATE FOOTBALL

## GAME 5 NOTES

Dan Mullen Era • Winningest 8-Year Stretch in MSU History • 7 Straight Bowl Games • 22 NFL Draft Picks • 11 All-Americans • 2 National Scholars

September 30, 2017

5 p.m. CT • ESPN

Auburn, Ala.

Jordan-Hare Stadium (87,451)

### SCHEDULE (3-1, 1-1 SEC)

DATE	OPPONENT	TV	TIME (CT)
<b>SEPTEMBER (3-1)</b>			
2	Charleston Southern	SECN	W, 49-0
9	at Louisiana Tech	CBSN	W, 57-21
16	#12/11 LSU *	ESPN	W, 37-7
23	at #11/12 Georgia *	ESPN	L, 3-31
30	at #13/15 Auburn *	ESPN	5 p.m.
<b>OCTOBER</b>			
14	BYU	TBA	TBA
21	Kentucky *	TBA	TBA
28	at Texas A&M *	TBA	TBA
<b>NOVEMBER</b>			
4	UMass	TBA	TBA
11	#1/1 Alabama *	TBA	TBA
18	at Arkansas *	TBA	TBA
23	Ole Miss *	ESPN	6:30 p.m.

### COACHING STAFF

#### On the Sideline (Year at MSU)

Dan Mullen, head coach (9th)  
 Brian Baker, defensive line (2nd)  
 Terrell Buckley, cornerbacks (2nd)  
 Billy Gonzales, co-offensive coordinator/WRs (5th)  
 Todd Grantham, defensive coordinator/LBs (1st)  
 John Hevesy, co-offensive coordinator/OL (9th)  
 Greg Knox, running backs/special teams (9th)  
 D.J. Looney, tight ends (1st)

#### In The Booth (Year at MSU)

Brett Elliott, quarterbacks (1st)  
 Ron English, safeties (1st)

### STATISTICAL LEADERS

**Passing:** Nick Fitzgerald (57-99, 626 yds, 7 TD, 3 INT)  
**Rushing:** Aeris Williams (59 att, 360 yds, 1 TD)  
**Receiving:** Donald Gray (12 rec, 108 yds, 1 TD)  
**Tackles:** Dez Harris (29 total, 2 TFL, 1 sack, 1 FF)  
**Tackles for Loss:** Jeffery Simmons (2.5 TFL)

### AIRWAVES

#### MSU Sports Radio Network

Neil Price, play-by-play  
 Matt Wyatt, analyst  
 Jay Perry, sideline



#### Satellite Radio

Sirius Channel 93, XM Channel 203

#### ESPN

Dave Flemming, play-by-play  
 Brian Griese, analyst  
 Todd McShay, reporter



### GAME 5

#### Mississippi State Bulldogs

Record 3-1 (1-1 SEC)  
 Streak L1  
 Ranking No. 24 Associated Press  
 No. 24 Amway Coaches  
 Head Coach Dan Mullen  
 Career Record 64-43 (.598)/ninth year  
 MSU Record same  
 Mullen vs. AU 3-5



#### Auburn Tigers

Record 3-1 (1-0 SEC)  
 Streak W2  
 Ranking No. 13 Associated Press  
 No. 15 Amway Coaches  
 Head Coach Gus Malzahn  
 Career Record 47-22/sixth year  
 AU Record 38-19/fifth year  
 Malzahn vs. MSU 2-2



### STORYLINES

#### No. 24 MSU Faces Third Straight Top 15 Team, Travels to No. 13 Auburn

No. 24 MSU faces its third straight Top 15 opponent and second straight on the road when it travels to No. 13 Auburn for a 5 p.m. CT kickoff on ESPN. It's also the third straight ESPN primetime game for the Bulldogs.

► MSU fell 31-3 to No. 11 Georgia on Saturday in Athens. The Bulldogs trailed 14-0 after the first quarter. **Jace Christmann** provided MSU with its only points on a 26-yard field goal before halftime.

► The Bulldogs are the only team in the nation to date to face three straight Top 15 teams (at time of matchup). Two of those have come on the road. It's the first time since 11/2/13 (at No. 14 South Carolina) and 11/9/13 (at No. 11 Texas A&M) that MSU will face back-to-back Top 15 teams on the road.

► **Dan Mullen** is in his ninth season, tying College Football Hall of Famer Allyn McKeen as the second-longest tenured coach in school history. Mullen, who is currently the second-longest tenured coach in the SEC, owns the highest winning percentage (.598) at MSU since McKeen from 1939-48 (.764, min. 3 seasons). Mullen is just one victory away from tying McKeen for second in MSU history, and he's 11 wins away from tying Jackie Sherrill's school-record mark. MSU was 32-65 in the eight years prior to Mullen's arrival.

► Since the start of the 2014 season, MSU is second in the SEC West in wins (28). Alabama is No. 1 (44).

► Jr. QB **Nick Fitzgerald**, a National Player of the Year candidate, has accounted for 55 career touchdowns - 31 passing, 24 rushing - which is second in school history behind only Dak Prescott (114). Since Oct. 29 of last season, Fitzgerald leads the nation in TDs responsible (36). Fitzgerald has rushed for at least one TD in 10 out of his last 12 games (did not vs. Alabama last season and Georgia this season). Fitzgerald leads the SEC in TDs responsible this season with 12, and he is ninth nationally and first in the SEC in points responsible for this season (72).

► Auburn leads the all-time series 62-26-2 but State has claimed three out of the last five meetings.

► So. DT **Jeffery Simmons** is a two-time SEC Defensive Lineman of the Week this season (vs. LA Tech, LSU), becoming the first Bulldog to claim that honor multiple times in a season since current Washington Redskin Preston Smith did so in 2014. Simmons is tied for the national lead in blocked punts/kicks (2), and he scored two touchdowns in Week 2 at Louisiana Tech (punt block/recovery, fumble return). Simmons leads all SEC defensive linemen in tackles with 21.

► MSU is ranked in back-to-back weeks for the first time since four straight to end the 2015 regular season.

► Defensive coordinator **Todd Grantham** leads an MSU unit that is ranked in the top 16 nationally in five categories: total defense (10th - 255.5), scoring defense (16th - 14.8), passing defense (5th - 129.0), third down defense (12th - .264) and first down defense (16th - 50). MSU is second in the SEC in scoring defense.

► RS freshman walk-on **Jace Christmann** leads the SEC in field goal percentage (4-of-4, 100 percent) and he is one of 13 kickers nationally who are 4-of-4 or better this season. Christmann has made: 30, 45, 27 and 26 the last two weeks.

► Jr. RB **Aeris Williams** ranks fifth in the SEC in rushing with 90.0 yards per game. He had 146 vs. LSU.

### BY THE NUMBERS

#### 36.5

Points per game by MSU, which is third in the SEC (scored at least 35 in eight out of last 11 games)

#### 146-59

MSU outscoring opponents this season, including 55-24 in the second half

#### 1

Sack allowed by MSU this season, the fewest allowed in the SEC and one of only three in the Power 5 to allow one or fewer this year (Minnesota, Iowa State)

#### 5,073

Yards of total offense by **Nick Fitzgerald**, which is already eighth in school history (332 shy of 7th place)

#### 267.5

Average rushing yards per game by MSU, which is second in the SEC and No. 14 nationally

#### 0

Fumbles lost by MSU this season (175 carries), only team in the SEC to not fumble this season



Facebook.com/HailStateFB



@HailStateFB

HAILSTATE.COM



@HailStateFB



Hail State Snap



# FOOTBALL MEDIA SERVICES

## Coach Dan Mullen

### Monday Press Conference

Coach Dan Mullen will conduct his weekly press conference at 1 p.m. Monday in the media room at the Leo Seal Jr. Football Complex (third floor). The press conference can also be seen live on SEC Network+ via WatchESPN.com or the WatchESPN app. On-demand video (FTP) and quotes will be available later that afternoon.

### SEC Teleconference

Coach Dan Mullen will join the league's other 13 coaches on the SEC's weekly Wednesday teleconference. Mullen's 10-minute segment is scheduled from 11:50 a.m.-12 p.m. CT. The teleconference phone number can be obtained by contacting the SEC.

### Postgame

Coach Dan Mullen's postgame press conference for home games will be held on the second floor of the Seal M-Club Center at the south end of Davis Wade Stadium at Scott Field. Mullen's press conference may also be viewed in the press box on the MSU TV Center channel on press box television monitors. For road games, Mullen's postgame press conferences will be held in the visiting interview room or outside the locker room.

### "Dawg Talk" Radio Show

Coach Dan Mullen's weekly, one-hour call-in radio show airs live at 7 p.m. CT each Thursday during the season from The Veranda in Starkville. It can be heard on 100.9 FM in Starkville, for free at HailState.com or via the TuneIn app.

## MSU Players/Assistant Coaches

### Monday Post Practice - Defense

Defensive players and defensive assistant coaches, including defensive coordinator Todd Grantham, are available by request following Monday's practice in the media room at the Seal Football Complex. Please email all player/assistant coach requests to Bill Martin (BMartin@athletics.msstate.edu), Andrew Piper (APiper@athletics.msstate.edu) and Taylor Shirey (tshirey@athletics.msstate.edu) 24 hours in advance.

### Tuesday Post Practice - Offense

Offensive players and offensive assistant coaches are available by request following Tuesday's practice in the media room at the Seal Football Complex. Please email all player/assistant coach requests to Bill Martin (BMartin@athletics.msstate.edu), Andrew Piper (APiper@athletics.msstate.edu) and Taylor Shirey (tshirey@athletics.msstate.edu) 24 hours in advance.

### Postgame

Player requests for postgame interviews will be taken in the fourth quarter. For home games, players will be available following Coach Dan Mullen's press conference in the Seal M-Club Center. For road games, players will be available after Mullen's press conference outside the locker room. The locker room is off limits to the media. MSU players may not be approached on the field following games for interviews.

## MSU Athletic Communications

Phone ..... (662) 325-8881  
Mailing Address: P.O. Box 5308, Mississippi State, MS 39762  
Overnight Address: Bryan Building, 288 Lakeview Drive, Mississippi State, MS 39762

## Football Contacts

### Bill Martin, Associate Athletic Director/Communications

Email: BMartin@athletics.msstate.edu  
Office: (662) 325-0967 • Cell: (662) 418-3821 • Twitter: @MSUBillMartin

### Andrew Piper, Assistant Director/Communications

Email: APiper@athletics.msstate.edu  
Office: (662) 325-0972 • Cell: (662) 418-9183 • Twitter: @ADPiper7

### Taylor Shirey, Assistant Director/Communications

Email: TShirey@athletics.msstate.edu  
Cell: (256) 899-6482 • Twitter: @Taylor\_Shirey14

## Other Important Phone Numbers

Davis Wade Stadium at Scott Field Press Box..... (662) 325-3776  
MSU Football Office..... (662) 325-2534  
HailState Productions (Television) ..... (662) 325-1262  
MSU Athletic Ticket Office ..... (662) 325-2600  
MSU Athletic Director's Office ..... (662) 325-8082

## CollegePressBox.com

CollegePressBox.com serves as a one-stop shop for all needs regarding college football. Members can access player headshots, media guides and more for all FBS schools. Login information will be distributed to accredited media or by applying for a password by sending an email to password@collegepressbox.com.

25 MONDAY	26 TUESDAY	27 WEDNESDAY	28 THURSDAY	29 FRIDAY	30 SATURDAY	31 SUNDAY
<b>Coach Mullen Press Conference</b> 1 p.m. Seal Media Room SECNetwork+	<b>Requested Offense Players/Asst. Coaches</b> 7:10 p.m. in Seal Media Room	<b>Coach Mullen on SEC Teleconference</b> 11:50 a.m. Passcode available from SEC	<b>"Dawg Talk" with Dan Mullen Radio Show</b> 7 p.m. at The Veranda 100.9 FM or HailState.com/plus	Depart for Montgomery, Ala., via charter bus  <b>Hotel Headquarters</b> Embassy Suites Montgomery 300 Tallapoosa Street, Montgomery, AL, 36104	<b>Game 5: #24 MSU vs. #13 Auburn</b> 5 p.m. CT • ESPN Jordan-Hare Stadium  Coach Mullen and selected players will be available after the game in the visiting media room	Off Day  no media availability
<b>Requested Defensive Players/Asst. Coaches</b> 7:45 p.m. in Seal Media Room						



# DAN MULLEN

2014 NATIONAL COACH OF THE YEAR • 2014 AP SEC COACH OF THE YEAR  
NINTH SEASON • [@COACHDANMULLEN](#)

## PERSONAL

**Birthdate:** April 27, 1972

**Age:** 45

**Hometown:** Manchester, N.H.

**Education:** 1994 – Bachelor's Degree in Exercise and Sport Science from Ursinus College; 1996 – Master's Degree in Education from Wagner College

**Wife:** Megan

**Children:** Canon and Breelyn Elisabeth

## COACHING EXPERIENCE

2009-p	Mississippi State (Head Coach)
2005-08	Florida (Offensive Coordinator/Quarterbacks)
2003-04	Utah (Quarterbacks)
2001-02	Bowling Green (Quarterbacks)
1999-00	Notre Dame (Graduate Assistant Offense)
1998	Syracuse (Graduate Assistant Offense)
1996-97	Columbia (Wide Receivers)
1994-95	Wagner (Wide Receivers)

## BY THE NUMBERS

64	Overall wins (3rd in MSU history)
5	Bowl game victories (MSU record)
7	Straight bowl games (MSU record)
5	Egg Bowl wins (2nd in MSU history)
22	NFL Draft picks since 2010
110	Statistical Records set in Mullen era
4	Wins over Top 10 teams (MSU record)
10	Weeks ranked in Top 10 (MSU record)
4	30-Win Senior Classes (MSU record)
5	Weeks ranked No. 1 (MSU record)
50	MSU players who have reached the NFL
3	QBs coached who are current NFL starters

## MSU WINNING PCT. SINCE 1938

Coch	(minimum 3 years)	Rec.	Pct.
1.	^ Allyn McKeen (1939-48)	65-19-3	.764
2.	Dan Mullen (2009-p)	64-43	.598
3.	Jackie Sherrill (1991-2003)	75-75-2	.500

^ - College Football Hall of Famer

## MSU BOWL VICTORIES

Coch	App.	Wins
1. Dan Mullen (2009-p)	7	5
2. Jackie Sherrill (1991-2003)	2	2
3. 4 coaches	sev.	1

Consistency and longevity are two of the ultimate measures of a successful head coach. Few have personified that more than Dan Mullen, and he's achieved that in college football's toughest division. The 45-year-old is in his ninth season in Starkville after guiding the Bulldogs into unprecedented territory. That includes the fastest ascent from unranked to No. 1 in college football history and a school-record seven straight bowl games.

Mullen stands just one victory shy of tying College Football Hall of Famer Allyn McKeen (65-19-3) for second in Bulldog all-time wins. In 2017, Mullen ties McKeen as the second-longest tenured coach in school history. Mullen's winning percentage ranks second in MSU annals among those who have coached six or more years. Only McKeen's .764 from 1939-48 is better.

Mullen has cemented the Bulldogs as one of the best in the SEC West as MSU ranks second in victories since 2014 (28) in college football's toughest division, which has produced a national title game finalist in 10 out of the last 11 years. He is the SEC's second-longest tenured current head coach behind only Alabama's Nick Saban (11th year).

Mullen has produced three seasons of at least nine victories in the last seven years, including the school's first back-to-back nine-win seasons in 2014 and 2015. To put in perspective, there were only four nine-win seasons at State in the 109 years prior to Mullen's arrival.

Bowl games have become the norm at State under Mullen's guidance. Prior to his arrival, the school record for consecutive bowl game appearances was three from 1998-2000. MSU is currently on a stretch of a school-record seven straight bowl appearances with its most recent triumph in the 2016 St. Petersburg Bowl. No other coach has been to more bowl games (seven) or won more bowl games (five) at MSU than Mullen. The Bulldogs are one of five SEC teams to earn a bowl berth every season this decade, and MSU is second in the league in bowl game wins (five) since 2010. Only five teams have held the No. 1 ranking since the start of the 2014 season – Alabama, Clemson, Florida State, Ohio State and Mississippi State.

No coach in school history had ever been a finalist for a national coach of the year honor

until Mullen won the Maxwell Football Club's National Coach of the Year award in 2014. He also claimed the Associated Press SEC Coach of the Year award that same fall that MSU reached No. 1. On top of that, Mullen has shined in the Egg Bowl, owning a 5-3 record against Ole Miss. His five wins against the in-state rival ranks second in school history, while his .625 winning percentage against the Rebels is the best by an MSU coach since Sid Robinson's 4-0 mark from 1917-19 (minimum three years).

Player development has been key in Mullen's eight previous seasons. Twenty-two Bulldogs have been chosen in the NFL Draft under Mullen's watch since 2010. What has proven to be even more impressive is how successful those players are when they reach the next level. The 2016 NFL season saw a school-record three Bulldogs – Dak Prescott, Fletcher Cox and K.J. Wright – reach the NFL Pro Bowl in Orlando. All three developed under Mullen at State. Prescott was the fifth SEC player to win NFL Rookie of the Year since its inception in 2002.

Off the field, Mullen's players are constant achievers in the classroom and the community donating countless hours to the Starkville area and state of Mississippi. A school-record 31 Bulldogs were named to the 2016 SEC Fall Academic Honor Roll, which ranked among the top five in the league. During Mullen's entire tenure at MSU, 166 players have earned the distinction of SEC Honor Roll recipient. State is tied for the SEC lead in number of National Football Foundation National Scholar-Athletes produced since 2010 with two.

The Mullen's created the Mullen Family 36 Foundation, raising close to \$500,000 for charity in the last five years. The foundation has impacted the lives of 36 different children's charities throughout the state of Mississippi and annually chooses a deserving student for a college scholarship. In the spring of 2017, the foundation hosted its first golf classic, bringing back former Bulldogs and celebrities that raised over \$100,000 for children's charities.

Mullen crossed a bucket list item off in April 2016. He received a sponsorship exemption through Adidas to run the 120th Boston Marathon, which he completed in 4:28:35. In the process, the Mullen 36 Family Foundation raised over \$60,000 through race donations.

## MULLEN'S YEAR-BY-YEAR RECORD

Year	School	Overall Record	SEC Record	Noteable
2009	Mississippi State	5-7	3-5	def. #20 Ole Miss, 41-27
2010	Mississippi State	9-4	4-4	Gator Bowl champs; def. Michigan
2011	Mississippi State	7-6	2-6	Music City Bowl champs
2012	Mississippi State	8-5	4-4	Gator Bowl; won first seven games
2013	Mississippi State	7-6	3-5	Liberty Bowl champs
2014	Mississippi State	10-3	6-2	Orange Bowl, first No. 1 ranking
2015	Mississippi State	9-4	4-4	Belk Bowl champs
2016	Mississippi State	6-7	3-5	St. Petersburg Bowl, Egg Bowl champs
2017	Mississippi State	3-1	1-1	Went from unranked to No. 17
<b>TOTALS</b>		<b>64-43 (.598)</b>	<b>30-36 (.454)</b>	



## SERIES GAME-BY-GAME

### Auburn leads 62-26-2

10/27/1905:	AU, 18-0	at Columbus, Miss.
10/8/1910:	AU, 6-0	at Auburn, Ala.
10/27/1911:	AU, 11-5	at Birmingham, Ala.
10/26/1912:	AU, 7-0	at Birmingham, Ala.
10/25/1913:	AU, 34-0	at Birmingham, Ala.
10/24/1914:	AU, 19-0	at Birmingham, Ala.
10/23/1915:	AU, 26-0	at Birmingham, Ala.
10/27/1916:	AU, 7-3	at Birmingham, Ala.
10/27/1917:	AU, 13-6	at Birmingham, Ala.
11/15/1919:	AU, 7-0	at Birmingham, Ala.
11/12/1927:	MSU, 7-0	at Birmingham, Ala.
11/17/1928:	MSU, 13-0	at Birmingham, Ala.
11/15/1930:	MSU, 7-6	at Birmingham, Ala.
10/16/1937:	AU, 33-7	at Birmingham, Ala.
10/14/1938:	AU, 20-6	at Montgomery, Ala.
10/14/1939:	AU, 7-0	at Birmingham, Ala.
10/12/1940:	Tied, 7-7	at Birmingham, Ala.
11/8/1941:	MSU, 14-7	at Birmingham, Ala.
10/31/1942:	MSU, 6-0	at Birmingham, Ala.
11/11/1944:	MSU, 26-21	at Birmingham, Ala.
10/6/1945:	MSU, 20-0	at Birmingham, Ala.
11/9/1946:	MSU, 33-0	at Birmingham, Ala.
11/8/1947:	MSU, 14-0	at Birmingham, Ala.
11/6/1948:	MSU, 20-0	at Birmingham, Ala.
11/5/1949:	AU, 25-6	at Auburn, Ala.
11/4/1950:	MSU, 27-0	at Starkville
11/8/1952:	MSU, 49-34	at Auburn, Ala.
10/10/1953:	Tied, 21-21	at Starkville
11/5/1955:	AU, 27-26	at Auburn, Ala.
11/10/1956:	AU, 27-20	at Auburn, Ala.
11/9/1957:	AU, 15-7	at Birmingham, Ala.
11/8/1958:	AU, 33-14	at Auburn, Ala.
11/7/1959:	AU, 31-0	at Birmingham, Ala.
11/5/1960:	AU, 27-12	at Auburn, Ala.
11/11/1961:	MSU, 11-10	at Birmingham, Ala.
11/10/1962:	AU, 9-3	at Auburn, Ala.
11/9/1963:	MSU, 13-10	at Jackson, Miss.
11/7/1964:	AU, 12-3	at Auburn, Ala.
11/6/1965:	AU, 25-18	at Birmingham, Ala.
11/5/1966:	AU, 13-0	at Jackson, Miss.
11/11/1967:	AU, 36-0	at Auburn, Ala.
9/28/1968:	AU, 26-0	at Jackson, Miss.
11/8/1969:	AU, 52-13	at Auburn, Ala.
11/7/1970:	AU, 56-0	at Birmingham, Ala.
11/6/1971:	AU, 30-21	at Auburn, Ala.
9/9/1972:	AU, 14-3	at Jackson, Miss.
11/10/1973:	AU, 31-17	at Auburn, Ala.
11/9/1974:	AU, 24-20	at Jackson, Miss.
11/8/1975:	*Tied, 21-21	at Auburn, Ala.
11/6/1976:	*MSU, 28-19	at Jackson, Miss.
11/5/1977:	*MSU, 27-13	at Auburn, Ala.
11/11/1978:	AU, 6-0	at Starkville
11/10/1979:	AU, 14-3	at Auburn, Ala.
10/25/1980:	MSU, 24-21	at Jackson, Miss.
10/24/1981:	MSU, 21-17	at Auburn, Ala.
10/23/1982:	AU, 35-17	at Starkville
10/22/1983:	AU, 28-13	at Auburn, Ala.
10/27/1984:	AU, 24-21	at Starkville
10/26/1985:	AU, 21-9	at Auburn, Ala.
10/25/1986:	AU, 35-6	at Starkville
10/24/1987:	AU, 38-7	at Auburn, Ala.
10/22/1988:	AU, 33-0	at Auburn, Ala.
10/28/1989:	AU, 14-0	at Auburn, Ala.
10/27/1990:	AU, 17-16	at Starkville
10/26/1991:	MSU, 24-17	at Auburn, Ala.
10/10/1992:	MSU, 14-7	at Starkville
10/9/1993:	AU, 31-17	at Auburn, Ala.
10/8/1994:	AU, 42-18	at Starkville
10/7/1995:	AU, 48-20	at Auburn, Ala.
10/12/1996:	AU, 49-15	at Starkville
11/1/1997:	MSU, 20-0	at Auburn, Ala.
10/10/1998:	MSU, 38-21	at Starkville
10/9/1999:	MSU, 18-16	at Auburn, Ala.
10/7/2000:	MSU, 17-10	at Starkville
10/6/2001:	AU, 16-14	at Auburn, Ala.
9/19/2002:	AU, 42-14	at Starkville
10/18/2003:	AU, 45-13	at Auburn, Ala.
9/11/2004:	AU, 43-14	at Starkville
9/10/2005:	AU, 28-0	at Auburn, Ala.
9/9/2006:	AU, 34-0	at Starkville
9/15/2007:	MSU, 19-14	at Auburn, Ala.
9/13/2008:	AU, 3-2	at Starkville
9/12/2009:	AU, 49-24	at Auburn, Ala.
9/9/2010:	AU, 17-14	at Starkville
9/10/2011:	AU, 41-34	at Auburn, Ala.
9/8/2012:	MSU, 28-10	at Starkville
9/14/2013:	AU, 24-20	at Auburn, Ala.
10/11/2014:	MSU, 38-23	at Starkville
9/26/2015:	MSU, 17-9	at Auburn, Ala.
10/8/2016:	AU, 38-14	at Starkville

# THE SERIES: MSU VS. AUBURN

MSU and Auburn meet for the 91st time with the Tigers holding a 62-26-2 advantage ... State has won three out of the last five meetings dating back to 2012 ... This is the first time since 2014 that both teams are ranked at the top of the meeting (MSU was No. 3 and Auburn was No. 2 that year) ... Auburn snapped an MSU two-game winning streak in the series with a 38-14 win in Starkville on Oct. 8 last season ... The Bulldogs won the last meeting on the Plains in 2015 in Dak Prescott's final season ... That was MSU's first win at Auburn since 2007 ... MSU is seeking back-to-back wins at Auburn since victories in 1997 (20-0) and 1999 (18-16) ... Each of the last three meetings at Auburn have been decided by eight points or less dating back to 2011 ... **Dan Mullen** owns a 3-5 record against Auburn and a 2-2 mark against Gus Malzahn as a head coach ... The largest MSU win in the series occurred on Nov. 9, 1946 (33-0) in Birmingham ... The largest MSU victory at Jordan-Hare Stadium was 20-0 on Nov. 1, 1997 ... 240 miles separate the two campuses ... Auburn owns a 28-7 mark against MSU at home.

## THE LAST MEETING

<b>Auburn</b>	<b>38</b>	Oct. 8, 2016 • Davis Wade Stadium
<b>MSU</b>	<b>14</b>	Starkville, Miss. • 60,102

Auburn used a 35-point first half to snap a two-game losing streak to Mississippi State by a score of 38-14 in Davis Wade Stadium. Kivon Coman intercepted Sean White on the third play of the game but the Bulldogs were unable to capitalize, missing a field goal. White then directed three straight scoring drives all of which were finished on Kamryn Pettway runs. Montravius Adams made it 35-0 Auburn right before the half on a 13-yard fumble recovery after **Nick Fitzgerald** was sacked. Fitzgerald settled down in the second half and engineered an 8-play, 9-yard drive that resulted in **Keith Mixon's** first career touchdown catch on a 37-yard strike from Fitzgerald. Fred Ross then reached the endzone for the fourth straight game, hauling in an 8-yard Fitzgerald pass that cut the lead to 35-14 early in the fourth quarter. It would be MSU's final points of the day. Richie Brown led all tacklers with a career-best 14 -- the most by a Bulldog since 2012 -- while **Mark McLaurin** added a career-high 10 tackles. State lost the turnover battle for the first time all season and both turnovers resulted in a combined 14 points for the Tigers. Fitzgerald finished with 242 yards of total offense, throwing for two touchdowns.

## STATISTICAL BREAKDOWN

Category	MSU	AU	Conference (NCAA) Ranks	
			MSU	AU
Scoring Offense:	36.5	30.5	3 (39)	7 (66)
Total Offense:	439.8	411.0	5 (35)	6 (67)
Rushing Offense:	<b>267.5</b>	199.5	<b>2 (14)</b>	6 (44)
Passing Offense:	172.3	211.5	13 (107)	5 (80)
Scoring Defense:	<b>14.8</b>	11.3	<b>4 (16)</b>	2 (7)
Total Defense:	<b>255.5</b>	236.3	<b>3 (10)</b>	1 (4)
Pass Defense:	<b>129.0</b>	138.8	<b>2 (5)</b>	3 (10)
Rushing Defense:	126.5	97.5	7 (49)	3 (17)
Kickoff Return Avg.:	19.83	18.60	10 (78)	13 (96)
Punt Return Avg.:	11.38	9.88	6 (36)	8 (40)
Time of Poss.:	30:13	31:17	8 (66)	6 (44)
3rd Down Conv. Pct.:	0.444	0.470	4 (31)	1 (20)
Opp. 3rd-D Conv. Pct:	<b>0.264</b>	0.306	<b>2 (12)</b>	4 (32)
TO Margin:	0.25	-0.25	8 (50)	9 (74)
Net Punting:	<b>43.56</b>	38.57	<b>4 (10)</b>	11 (62)
Fumbles Recovered:	3	5	6 (35)	2 (7)
Passes Intercepted:	1	2	13 (108)	9 (84)
Fumbles Lost:	<b>0</b>	6	<b>1 (1)</b>	13 (119)
Turnovers Lost:	<b>3</b>	8	<b>3 (16)</b>	13 (97)
Passing Efficiency:	126.14	141.63	12 (84)	7 (51)
Pass Efficiency Defense	112.14	107.68	8 (37)	5 (29)
Fewest Penalties:	21	20	8 (46)	5 (35)
Fewest Yards Penalized:	197	183	11 (65)	9 (49)
Sacks/game:	1.75	3.00	8 (74)	3 (18)
Tackles for Losses:	23	33	9 (80)	1 (12)
First Downs:	90	86	3 (31)	5 (39)
Red Zone Offense:	0.882	0.762	4 (52)	12 (100)
Red Zone Defense:	0.800	0.714	7 (54)	5 (26)

\* **Bold** indicates categories MSU is in the top 25 nationally in.

## THE NOTEBOOK

### MORE NOTABLES

- Under **Dan Mullen** (since 2009), State is 57-4 when leading at the half and 58-2 when leading at the end of the third quarter.
- MSU was picked to finish sixth in the SEC West standings at SEC Media Days. The Bulldogs have finished ahead of where they were projected in five straight seasons and six times in eight years under **Dan Mullen**.
- The Bulldogs are ranked fifth in the SEC among NCAA Academic Progress Rate (APR) with a score of 974, which is eight points above the national average. MSU's high APR score allowed the Bulldogs to earn a berth to the St. Petersburg Bowl last season.
- MSU hauled in a Top 25 recruiting class last spring and welcomed a school-record 12 early enrollees who went through spring practice. Seven of the early enrollees came via the junior college route and two of those JUCOs played during the first four games (LB **Montez Sweat**, S **Johnathan Abram**).
- MSU is one of five SEC teams who have been to a bowl every season this decade (Alabama, Georgia, LSU and Texas A&M the others).
- MSU produced its first defensive shutout since 2014 in the opener against Charleston Southern. Meanwhile, the Bulldogs' offense hasn't been shutout in 107 consecutive games, the sixth-longest current streak in the SEC. The Bulldogs have scored in every game under head coach **Dan Mullen**.
- The Bulldogs have 30 years of NFL coaching experience on the staff, which is the seventh most in the FBS. Defensive coordinator **Todd Grantham** coached 11 years in the NFL, while defensive line coach **Brian Baker** spent 19 years in the pros.

### AUBURN TIES

MSU running backs/special teams coordinator **Greg Knox** served on Auburn's staff from 1999-2008 as the wide receivers coach and recruiting coordinator under Tommy Tuberville. Defensive quality control **Karibi Dede** played linebacker for Auburn from 2002-06 and was a member of the Tigers' 2004 undefeated, SEC Championship team that went 13-0. Dede also served as a graduate assistant at his alma mater from 2011-12.

### ALABAMA BULLDOG NATIVES

More out of state Bulldogs come from Alabama than any other state. A total of 13 scholarship players on the current roster hail from Alabama, including starters: offensive guard **Deion Calhoun** (Pleasant Grove), offensive guard **Darryl Williams** (Bessemer), linebacker **Dez Harris** (Bessemer) and wide receiver **Keith Mixon** (Birmingham).

### MULLEN INCHING CLOSER TO MSU HISTORY

**Dan Mullen** has officially tied College Football Hall of Famer Allyn McKeen as the second-longest tenured coach in MSU history (by years). Mullen is also just one win shy of second place held by McKeen, who won 65 games in nine years. Mullen is in his ninth year and is coaching in his 108th game this weekend at Auburn. Only Jackie Sherrill (152) has coached in more MSU games than Mullen. Mullen is the SEC's second-winningest coach among current head coaches behind only Saban. In an era of coaching transactions, Mullen has turned MSU into a winner in college football's toughest division that has produced a national title game finalist in 10 out of the last 11 years.

#### Top 5 Winningest MSU Coaches (in terms of victories)

	Head Coach	Years	Tenure	Record	Pct.
1.	Jackie Sherrill	13	1991-2003	75-75-2	.500
2.	Allyn McKeen	9	1939-48	65-19-3	.764
3.	<b>Dan Mullen</b>	<b>9</b>	<b>2009-Present</b>	<b>64-43</b>	<b>.598</b>
4.	Emory Bellard	7	1979-85	37-42	.468
5.	W.D. Chadwick	5	1909-13	29-12-2	.698

#### Top 5 Longest Tenured MSU Coaches (by years)

	Head Coach	Years	Tenure	Record	Pct.
1.	Jackie Sherrill	13	1991-2003	75-75-2	.500
2.	Allyn McKeen	9	1939-48	65-19-3	.764
	<b>Dan Mullen</b>	<b>9</b>	<b>2009-Present</b>	<b>64-43</b>	<b>.598</b>
4.	Emory Bellard	7	1979-85	37-42	.468
5.	W.D. Chadwick	5	1909-13	29-12-2	.698
	Rockey Felker	5	1986-90	21-34	.382

### THE TODD GRANTHAM EFFECT

**Todd Grantham** has made an immediate splash in his first year as defensive coordinator in Starkville. Grantham is in his 11th season as a defensive coordinator and fifth season as a defensive

## QUICK FACTS

Location	Starkville, Miss.
Founded	February 28, 1878
Nickname	Bulldogs
Enrollment	21,622
President	Dr. Mark Keenum
Athletic Director	John Cohen
Faculty Rep	Dr. Steven Turner
Conference	Southeastern (West)
Colors	Maroon and White
Stadium	Davis Wade Stadium at Scott Field
Capacity	61,337
Playing Surface	Hybrid Bermuda
First Year Football	1895
Years of Football	118th
All-Time Record	549-570-39 (.491)
All-Time SEC Record	189-358-12 (.349)
All-Time Bowl Record	12-8 (.600)

## 2017 HONORS

### Dan Mullen • Head Coach

Dodd Trophy National Coach of the Week (vs. LSU)

### Logan Cooke • P • Sr.

Ray Guy Award Watch List

### Nick Fitzgerald • QB • Jr.

Maxwell Award Watch List

Second-Team All-SEC (Coaches, Media)

Davey O'Brien Award Watch List

Johnny Unitas Golden Arm Award Watch List

Maxwell Award National Player of the Week

(vs. LSU)

Davey O'Brien Award QB of the Week (vs.

LSU)

Manning Award Star of the Week (vs. LSU)

SEC Offensive Player of the Week (vs. LSU)

### Gabe Myles • WR • Sr.

Wuerffel Award Watch List

AFC-A Good Works Team

### Martinas Rankin • OT • Sr.

Second-Team All-American (CFN)

Second-Team All-SEC (Coaches, Media)

### Jeffery Simmons • DT • So.

SEC Defensive Lineman of the Week (at LA Tech, vs. LSU)

Second-Team All-SEC (Athlon Sports)

### Aeris Williams • RB • Jr.

Doak Walker Award Watch List

### Darryl Williams • OL • So.

SEC Offensive Lineman of Week (vs. LSU)

## BULLDOG TRENDS

	2017	Mullen	Streak
August	0-0	1-1	L1
September	3-1	23-11	L1
October	0-0	21-12	W1
November	0-0	14-18	W1
December-January	0-0	5-2	W2

### MSU's Conference Record...

at home	1-0	17-17	W1
on the road	0-1	12-20	L1

### MSU's Non-Conference Record...

at home	1-0	20-3	W2
on the road	1-0	9-1	W1
neutral	0-0	5-3	W2

### MSU vs. Ranked Opponents...

overall	1-1	8-32	L1
at home	1-0	5-15	W2
on the road	0-1	3-14	L4
neutral	0-0	0-3	L3
vs. Top 10	0-0	4-14	L1

### MSU's Record in Games...

decided by 7 pts or less	0-0	16-13	W2
decided by 3 pts or less	0-0	4-4	W1
Road during the day	0-0	8-9	W1
Road at night	1-1	13-12	L1
Home during the day	1-0	16-7	W3
Home at night	1-0	21-12	W1

### MSU's Record When Scoring...

less than 20 points	0-1	6-23	L1
20 or more points	3-0	32-14	W4
25 or more points	3-0	52-10	W4

### MSU's Record When Allowing...

14 or fewer points	2-0	30-1	W21
24 or fewer points	3-0	53-11	W5
25+ points	1-0	12-31	L3

### MSU's Record When...

MSU scores first	2-0	44-10	W4
Opponent scores first	1-1	20-33	L1
Leading after the 1st qtr	2-0	45-7	W5
Trailing after the 1st qtr	0-1	11-27	L1
Leading at halftime	3-0	57-4	W6
Trailing at halftime	0-1	6-36	L1
Leading after the 3rd qtr	3-0	58-2	W8
Trailing after the 3rd qtr	0-1	4-38	L1
Tied going into the 4th qtr	0-0	0-0	L1

### MSU's Record With...

less than 300 yards	0-1	0-1	L4
400+ yards total offense	3-0	34-11	W4
500+ yards total offense	1-0	26-6	W2
600+ yards total offense	0-0	4-2	W3
less than 100 yards rush	0-0	4-10	L3
100+ yards rushing	3-1	30-17	L1
150+ yards rushing	3-1	28-14	L1
200+ yards rushing	3-0	33-7	W4
250+ yards rushing	3-0	25-6	W6
less than 200 yards pass	1-1	24-23	L1
300+ yards passing	0-0	15-6	L1
350+ yards passing	0-0	6-1	W5
400+ yards passing	0-0	2-1	W2
450+ yards passing	0-0	1-1	W1

coordinator in the SEC. He spent four years at Georgia.

- The Bulldogs are allowing just 4.3 yards per play, which ranks fourth in the SEC and 14th nationally. By comparison, MSU was allowing 5.2 yards per play through the first four games of 2016.
- MSU has allowed only one touchdown in the fourth quarter this season when the second-team defense issued one late at Louisiana Tech in Week 2.
- Opponents are only 14-of-53 (26.4 percent) on third down against the Bulldogs, which is second in the SEC and 12th nationally. MSU held LSU to 3-of-13 on third down. By comparison opponents were successful on third down 37 percent of the time through the first four games of 2016.
- The Bulldogs are allowing only 129.0 yards per game through the air, which is second in the SEC and fifth nationally. Entering Game 5 last season, MSU was issuing 245.5 yards per game passing, which at the time ranked 11th in the SEC and 81st nationally.
- MSU boasts the nation's 10th-best total defense, allowing 255.5 yards per game. Entering Game 5 last season, the Bulldogs were allowing 358.4 yards per game through the air.

## TOUGHEST STRETCH IN THE NATION

MSU is currently the only team in the nation who has to face three straight Top 15 opponents. The Bulldogs are seeking their first win over a Top 15 team on the road since beating No. 8 LSU, 34-29, on Sept. 20, 2014. It's the first time since 2014 that the Bulldogs are facing three straight Top 15 opponents. It's also only the fourth time in school history that MSU will play consecutive weeks on the road against Top 15 opponents. The other times: 2013 (11/2 L at No. 2 South Carolina, 34-16; 11/9 L at No. 11 Texas A&M, 51-41); 2007 (10/20 L at No. 7 West Virginia, 38-13; 10/27 W at No. 14 Kentucky, 31-14); 1991 (9/21 L at No. 6 Tennessee, 26-24; 9/28 L at No. 14 Florida, 29-7)

## MSU DOMINATES LSU IN SEC OPENER

For the first time since Oct. 23, 1999, MSU beat No. 11 LSU in Starkville as the Bulldogs throttled the Tigers in the SEC opener, 37-7.

- It was the largest margin of victory in the 111-year series history for MSU. The previous was +25 in a 25-0 blanking of the Tigers on Nov. 13, 1954 in Baton Rouge.
- It was the most points scored by MSU in a win over LSU since beating the Tigers 45-26 on Nov. 12, 1983 in Baton Rouge. It was also the fewest points allowed by MSU against the Tigers since the Bulldogs won 16-6 on Nov. 15, 1975 in Baton Rouge.
- The 285 rushing yards accumulated by MSU was the most allowed under defensive coordinator Dave Aranda (previous was by Alabama with 218 in 2016).

## LARGEST MARGINS OF VICTORY OVER RANKED TEAMS

MSU's 37-7 blowout of No. 11 LSU was by a historic margin. It was the largest margin of victory over an Associated Press ranked team since State topped No. 12 Vanderbilt, 33-0, on Oct. 17, 1942.

A look at the top three largest margins of victories over ranked teams in MSU history:

+33 - def. No. 12 Vanderbilt, 33-0, on Oct. 17, 1942 in Nashville

+30 - def. No. 11 LSU, 37-7, on Sept. 16, 2017 in Starkville

+28 - def. No. 15 Florida State, 55-27, on Oct. 14, 1978 in Starkville

## PUTTING UP POINTS

State is putting up points an impressive clip, scoring at least 37 points in three of its four games this year and at least 35 points in eight out of its last 11 games dating back to last season's Kentucky game on Oct. 22. The Bulldogs have scored at least 30 points in 51 of the 107 games under Dan Mullen (47.7 percent). MSU is 52-10 when scoring 25 or more points under Mullen.

## DEFENSE CRACKS RECORD BOOKS IN SEASON OPENER

In a 49-0 blanking of Charleston Southern, MSU cracked the record books in the process:

- MSU tallied its first shutout since blanking Vanderbilt, 51-0, on Nov. 22, 2014. It was the third shutout of the **Dan Mullen** era. (Vanderbilt and Southern Miss in 2014)
- The Bulldogs allowed the fewest total yards per play in school history (0.7), breaking the previous mark of 1.35 vs. Howard College on Sept. 21, 1963 (a span of 19,705 days from Sept. 2).
- MSU allowed only 33 yards of total offense, the fewest allowed since 26 against Howard on Sept. 21, 1963.
- MSU held Charleston Southern to two first downs, the fewest since that Howard 1963 game. CSU also never crossed the 50-yard line.
- The Bulldogs recorded two safeties in the first half against CSU with **Fletcher Adams** involved in both. It was the first time MSU tallied a safety since Oct. 15, 2011, versus South Carolina and the first time the program had recorded multiple safeties in a game since Sept. 30, 2000 against Florida.
- The MSU defense held CSU to 18 rushing yards, representing the fewest allowed by MSU since Kentucky had two yards on Nov. 3, 2001.



## WINS BY SEC WEST TEAMS SINCE START OF 2014 SEASON

MSU has been a model of consistency in the difficult SEC West as the Bulldogs have won the second-most games in the division since the start of the 2014 season. A look at the list:

1. Alabama - 44
2. Mississippi State - 28  
LSU - 28
4. Texas A&M - 27
5. Ole Miss - 26  
Auburn - 26
7. Arkansas - 23

## 500 YARD TOTAL OFFENSE GAMES BY SEC TEAMS SINCE 2014

Mississippi State leads the SEC with 19 500-yard total offense games since 2014. The Bulldogs racked up five 500-yard offense games a season ago and did so again with 555 yards in the season-opening win over Charleston Southern. The full list since 2014:

1. Mississippi State - 19  
Texas A&M - 16
4. Alabama - 15
5. Auburn - 13
6. Tennessee - 10
7. LSU - 9  
Arkansas - 8  
Missouri - 8
11. Georgia - 5  
Florida - 5  
South Carolina - 5
14. Vanderbilt - 4

## FITZGERALD LEADS NATION IN TDS RESPONSIBLE SINCE OCT. 29

No quarterback in America has accounted for more touchdowns since Oct. 29 of last season than **Nick Fitzgerald**. Fitzgerald has recorded 36 during that nine-game span, including 17 rushing and 19 passing. Fitzgerald has accounted for at least two touchdowns in six of his last seven games. He's accounted for at least one rushing touchdown and one passing touchdown in the same game 11 times during his career, including three of the four games this year (0 at Georgia). A look at the national leaders in touchdowns responsible for since Oct. 29, 2016:

1. Nick Fitzgerald, Mississippi State - 36
2. Mason Rudolph, Oklahoma State - 35
3. Baker Mayfield, Oklahoma - 33  
Luke Falk, Washington State - 33
5. Lamar Jackson, Louisville - 31
6. Jake Browning, Washington - 27  
Quinton Flowers, USF - 27
8. Sam Darnold, USC - 23
9. Jalen Hurts, Alabama - 22

## FITZGERALD ONE OF THE NATION'S BEST SIGNAL CALLERS

Junior **Nick Fitzgerald**, a preseason second-team All-SEC selection, is in his second season as a starter and owns a 9-8 record as a starter.

- At 6-foot-5, 230 pounds, Fitzgerald was Dak Prescott's primary backup in 2015 before taking the reins. He was offered by only two schools coming out of Richmond Hill (Ga.) High School, MSU and Middle Tennessee. Richmond Hill ran an option style offense and threw only 78 passes as a senior. He played wide receiver as a junior before moving to quarterback.
- With his 111 yards at Louisiana Tech, Fitzgerald tied Dak Prescott (2012-15) and Don Smith (1983-86) for the MSU career record for 100-yard rushing games by a QB with nine. Fitzgerald has rushed for 100 yards in seven of his last 11 games. He's done it once this season.
- Fitzgerald's nine 100-yard rushing games already rank ninth in MSU career history among all positions:

### MSU Career 100-Yard Rushing Games

Player	Games	Years
1. Anthony Dixon	17	2006-09
2. Jerious Norwood	13	2002-05
3. James Johnson	12	1997-98
4. Walter Packer	12	1973-76
5. Vick Ballard	10	2010-11
Dicenzo Miller	10	1998-01

## CAREER GAMES PLAYED/STARTED

Player	'14	'15	'16	'17	Total
Johnathan Abram	--	--	--	4/2	4/2
Fletcher Adams	--	--	11/0	4/2	15/2
Stephen Adegoke	--	--	--	2/0	2/0
Joel Baldwin	--	--	--	1/0	1/0
Hunter Bradley	3/0	12/0	13/0	4/0	32/0
Bennie Braswell	--	--	--	1/0	1/0
Tre Brown	--	--	--	4/0	4/0
Brandon Bryant	--	13/8	13/10	4/3	30/21
Logan Burnett	--	--	--	1/0	1/0
Deion Calhoun	--	13/1	9/9	4/4	26/14
Korey Charles	--	--	--	2/0	2/0
Jace Christmann	--	--	--	4/0	4/0
Tolando Cleveland*	13/0	13/10	--	4/4	42/14
Ronald Cochran	--	4/0	1/0	1/0	6/0
Logan Cooke	9/0	13/0	10/0	4/0	36/0
Jamal Couch	--	--	11/0	4/0	15/0
Cameron Dantzler	--	--	--	4/0	4/0
Tucker Day	--	--	--	3/0	3/0
Malik Dear	--	11/0	12/9	0/0	23/9
Lashard Durr	--	--	13/7	4/3	17/10
Greg Eiland	--	--	--	4/0	4/0
Nick Fitzgerald	--	8/0	13/13	4/4	25/17
Willie Gay Jr.	--	--	--	4/0	4/0
Nick Gibson	--	--	3/0	4/0	7/0
Donald Gray	--	13/0	13/13	4/4	30/17
J.T. Gray	6/0	13/0	13/10	4/2	36/12
Farrod Green	--	--	12/8	4/4	16/12
Gerri Green	--	13/1	13/0	4/4	30/5
Aaron Hamaker	--	3/0	11/0	2/0	16/0
Dez Harris	6/0	7/0	13/0	4/4	30/4
Grant Harris	--	5/0	6/0	4/0	15/0
Kylin Hill	--	--	--	4/0	4/0
Braxton Hoyett	--	7/0	13/0	3/2	23/2
Jesse Jackson	--	12/0	13/1	4/2	29/3
Elgton Jenkins	--	11/3	12/5	4/4	27/12
Justin Johnson	--	11/0	13/2	4/0	28/2
Dontea Jones	--	--	--	3/0	3/0
Kendell Jones	--	--	1/0	2/0	3/0
Kobe Jones	--	--	--	4/0	4/0
Traver Jung	--	--	13/2	3/0	16/2
Dontavian Lee	--	10/0	13/0	4/0	27/0
Leo Lewis	--	--	13/13	4/3	17/16
Mark McLaurin	--	12/0	13/6	4/4	29/10
Cameron Miller	--	--	--	1/0	1/0
Osirus Mitchell	--	--	--	2/0	2/0
Keith Mixon	--	--	13/1	4/4	17/5
Harrison Moon	--	--	12/0	4/0	16/0
C.J. Morgan	--	--	--	4/0	4/0
Alec Murphy	--	--	4/0	3/0	7/0
Gabe Myles	13/3	10/0	13/4	2/2	37/8
Travis O'Connor	--	--	--	1/0	1/0
Dareaun Parker	--	--	--	4/0	4/0
Allen Perkins	--	--	--	2/0	2/0
Jamal Peters	--	12/2	12/2	4/0	28/4
Josiah Phillips	--	1/0	13/0	4/0	18/0
Wyatt Powell	--	--	--	2/0	2/0
Martinas Rankin	--	--	13/10	4/4	17/14
Chris Rayford	--	13/0	13/3	4/1	30/4
Chris Redmon	--	--	--	2/0	2/0
Stewart Reese	--	--	--	4/4	4/4
Kody Schexnayder	--	--	4/0	1/0	5/0
Jeffery Simmons	--	--	12/3	4/4	16/7
Maurice Smitherman	--	--	10/0	4/0	14/0
Marquiss Spencer	--	--	12/0	4/0	16/0
Michael Story	--	--	8/2	4/0	12/2
Montez Sweat	--	--	--	4/4	4/4
Cory Thomas	--	8/0	13/4	2/2	23/6
Dedrick Thomas	--	--	10/0	4/0	14/0
Jordan Thomas	--	--	12/0	4/0	16/0
Erroll Thompson	--	--	--	4/0	4/0
Keytaon Thompson	--	--	--	4/0	4/0
Reggie Todd	--	--	--	4/0	4/0
Brad Wall	--	--	7/0	0/0	7/0
Tim Washington	--	--	12/0	4/0	16/0
Evans Wilkerson	--	--	12/0	4/0	16/0
Aeris Williams	--	13/0	13/3	4/4	30/7
Darryl Williams	--	--	7/0	4/4	11/4

\* - Tolando Cleveland played in 12 games (0 starts) in 2014 and received a medical redshirt in 2016.

## BULLDOGS ON NFL ROSTERS (17)

Name	Pos.	Team	Year
Denico Autry	DE	Raiders	4
Johnthan Banks	CB	Texans	5
Fred Brown #	WR	Colts	R
Blaine Clausell #	OL	Panthers	3
Fletcher Cox ^\$	DE	Eagles	6
Dillon Day #	C	Broncos	3
Kaleb Eulls %	DL	Chargers	3
Gabe Jackson \$	OG	Raiders	4
Chris Jones \$	DT	Chiefs	2
Kyle Love	DT	Panthers	6
Benardrick McKinney \$	LB	Texans	3
Pernell McPhee \$	OLB	Bears	7
Dak Prescott ^\$	QB	Cowboys	2
Fred Ross %	WR	Panthers	R
Darius Slay \$	CB	Lions	5
Preston Smith \$	LB	Redskins	3
K.J. Wright ^\$	LB	Seahawks	7

^ - indicates Pro Bowl selection

\$ - indicates regular starter

% - indicates injured reserve

# - indicates on practice squad



## 2017 UNIFORM COMBINATIONS

Opponent	Helmet	Jersey	Pants
Charleston So.	Maroon	Maroon	White
at LA Tech	Maroon	White	White
#11 LSU	Maroon	Maroon	Grey
at #11 Georgia	White	White	White
at #13 Auburn			
BYU			
Kentucky			
at Texas A&M			
UMass			
Alabama			
at Arkansas			
Ole Miss			

## SEC STANDINGS

### SEC West

Team	Conf.	Overall
Alabama	1-0	4-0
Auburn	1-0	3-1
Texas A&M	1-0	3-1
Mississippi State	1-1	3-1
Ole Miss	0-0	2-1
LSU	0-1	3-1
Arkansas	0-1	1-2

### SEC East

Team	Conf.	Overall
Florida	2-0	2-1
Georgia	1-0	4-0
Kentucky	1-1	3-1
South Carolina	1-1	3-1
Tennessee	0-1	3-1
Vanderbilt	0-1	3-1
Missouri	0-2	1-3

Michael Davis	10	1991-94
Michael Haddix	10	1979-82
9. Dak Prescott	9	2012-15
Don Smith	9	1983-86
<b>Nick Fitzgerald</b>	<b>9</b>	<b>2015-present</b>

• Fitzgerald has been responsible for 55 career touchdowns. With his four scores against LSU in Week 3, he surpassed Don Smith for second place and now only trails Dak Prescott.

### MSU Career Touchdowns Responsible

Player	Years	Rush	Pass	TDs
1. Dak Prescott	2012-15	41	70 & 3 rec.	114
<b>2. Nick Fitzgerald</b>	<b>2015-p</b>	<b>24</b>	<b>31</b>	<b>55</b>
3. Don Smith	1983-86	21	31	52
4. Anthony Dixon	2006-09	46	0	46
5. Tyler Russell	2010-13	3	42	45

• At Georgia in Week 4, Fitzgerald saw his streak of consecutive games with a rushing touchdown come to an end at six games. It was one shy of the school record of seven straight games by James Johnson in 1997. Dak Prescott also had a streak of six straight games with a rushing score.

• Fitzgerald owns 57 rushes of 10 or more yards in his career, including a league-leading 45 last season (LSU's Derrius Guice was second with 37). Since the start of the 2016 season, Fitzgerald has produced more 10+ yard rushes (53) than any player in the SEC, including eight this season.

### 10 or more yard rushes since 2016

#### 1. Nick Fitzgerald, MSU - 53

#### 2. Jalen Hurts, Alabama - 49

#### 3. Nick Chubb, Georgia - 48

#### 4. Derrius Guice, LSU - 45

#### 5. Damarea Crockett, Missouri - 44

• Fitzgerald also owns 5 50+yard runs, 4 60+ yard runs and 3 70+ yard runs in his career.

• Fitzgerald, who led the SEC in total offense last season, ranks ninth in MSU career history of total offensive yards. He has racked up 5,073 and is one of eight in school history to go over 5,000 yards of total offense. He needs 330 yards to tie for seventh place held by Chris Relf (2008-11).

### MSU Career Total Offense

Player	Years	Plays	Rush	Pass	Total
1. Dak Prescott	2012-15	1705	2521	9376	11897
2. Don Smith	1983-86	1223	1868	5229	7097
3. John Bond	1980-83	1237	2280	4621	6901
4. Wayne Madkin	1998-01	1121	146	6336	6482
5. Tyler Russell	2010-13	815	117	5441	5558
6. Kevin Fant	2000-03	635	(-207)	5631	5424
7. Derrick Taite	1993-96	924	173	5232	5405
<b>8. Nick Fitzgerald</b>	<b>2015-p</b>	<b>670</b>	<b>1789</b>	<b>3284</b>	<b>5073</b>

• With his two rushing touchdowns against LSU, Fitzgerald moved into a tie for fifth place in MSU career rushing TDs with 24. Fitzgerald is one of only three QBs in MSU history to rush for 20 TDs and throw for 20 TDs in a career joining Dak Prescott (2012-15) and Don Smith (1983-86).

### MSU Career Rushing Touchdowns

Player	TDs	Years	Att.	Yds.
1. Anthony Dixon	42	2006-09	910	3994
2. Dak Prescott	41	2012-15	536	2521
3. Vick Ballard	29	2010-11	379	2157
4. Michael Davis	27	1991-94	578	2721
5. James Johnson	24	1997-98	453	2452
John Bond	24	1980-83	572	2280
Jackie Parker	24	1952-53	201	663
<b>Nick Fitzgerald</b>	<b>24</b>	<b>2015-p</b>	<b>259</b>	<b>1789</b>

• Fitzgerald averages 6.9 yards per rush, which is currently the MSU career record. The previous record was 6.2 yards per carry by Harvey Johnson from 1938-40 (234 rushes for 1,442 yards).

• Fitzgerald tied Don Smith for sixth place in MSU career passing touchdowns with his two tosses against LSU. He heads into the Auburn game with 31 career passing TDs. He has thrown at least two TDs in three games this season.

Player	TDs	Years	Yds.	Int.
1. Dak Prescott	70	2012-15	9376	23
2. Tyler Russell	42	2010-13	5441	23
3. Derrick Taite	38	1993-96	5232	25
4. Wayne Madkin	34	1998-01	6336	35
5. Kevin Fant	33	2000-03	5631	43
6. Don Smith	31	1983-86	5229	35
<b>Nick Fitzgerald</b>	<b>31</b>	<b>2015-p</b>	<b>3201</b>	<b>13</b>



## MULLEN, FITZGERALD EARN NATIONAL HONORS AFTER LSU

Following its largest victory ever over LSU on Sept. 16, head coach **Dan Mullen** was recognized as the Dodd Trophy National Coach of the Week and quarterback **Nick Fitzgerald** earned Maxwell Award National Player of the Week and Davey O'Brien QB of the Week. It's the second straight year that Mullen has won the honor. He was the recipient following the Bulldogs' 35-28 win over No. 4 Texas A&M last season on Nov. 5. Mullen is the only SEC coach to win the honor multiple times since the start of last season. Fitzgerald, who accounted for four touchdowns against the Tigers, became the first MSU player to claim Maxwell Award Player of the Week honors since Dak Prescott did so following a 48-31 win over No. 6 Texas A&M on Oct. 4, 2014.

## MSU LEADS SEC IN BLOCKED PUNTS/KICKS SINCE 2014

MSU has made it a priority under **Dan Mullen** to block kicks and punts. The Bulldogs lead the SEC in blocked kicks and punts since 2014 with 14, including two this season by **Jeffery Simmons** at Louisiana Tech in Week 2. That tally is third in the nation since 2014. A full list of the 25 MSU's blocked punts and kicks since Mullen became coach:

Date	Opponent	Play
9/12/2009	Auburn	Patrick Hanrahan blocked Punt, Recovered by Robert Elliot, TD
10/10/09	Houston	Fletcher Cox blocked 29-yd FG
9/9/10	Auburn	Fletcher Cox blocked 37-yd FG
10/2/10	Alcorn State	Devin Jones blocked 45-yd FG
11/27/10	Ole Miss	Fletcher Cox blocked PAT
11/19/11	#6 Arkansas	Fletcher Cox blocked 32-yd FG
12/30/11	Wake Forest	Fletcher Cox blocked 33-yd FG
9/1/12	Jackson State	Darius Slay blocked Punt
11/3/12	#16 Texas A&M	Josh Boyd blocked 33-yd FG
8/31/13	#13 Oklahoma State	Nikoe Whitley blocked 49-yd FG
9/7/13	Alcorn State	Nelson Adams blocked Punt
8/30/14	Southern Miss	Preston Smith blocked 30-yd FG
9/6/14	UAB	Kivon Coman blocked Punt
9/13/14	South Alabama	Preston Smith blocked 31-yd FG
11/8/14	UT Martin	Nick James blocked PAT
9/5/15	Southern Miss	Beniquez Brown blocked Punt
10/17/15	Louisiana Tech	Donald Gray blocked Punt
11/14/15	#2 Alabama	Tolando Cleveland blocked 32-yd FG
11/21/15	Arkansas	Beniquez Brown blocked 29-yd FG
9/17/16	#20 LSU	Jonathan Calvin blocked PAT
10/29/16	Samford	Nelson Adams blocked PAT
12/26/16	Miami (Ohio)	Jonathan Calvin blocked PAT
12/26/16	Miami (Ohio)	Nelson Adams blocked 37-yd FG
9/9/17	Louisiana Tech	Jeffery Simmons blocked PAT
9/9/17	Louisiana Tech	Jeffery Simmons blocked Punt, TD

### Blocked Kicks/Punts Since 2014

1. Temple - 17
2. Oklahoma State - 15
3. Mississippi State - 14
4. Georgia Tech, BYU - 13

## MSU ONLY TEAM IN SEC TO NOT FUMBLE THIS SEASON

MSU has not fumbled once this season, which includes all 175 rushing attempts. The Bulldogs are the only team in the SEC to not fumble this season and one of only three schools in the league (Alabama, LSU) to not LOSE a fumble this year. The only other school in the nation to not fumble this season is Kansas State. MSU's last lost fumble occurred with 13:16 remaining of the fourth quarter at Ole Miss on Nov. 26, 2016 (TEAM fumble). The Bulldogs have gone 20 consecutive quarters (five straight games) without a lost fumble. MSU has carried it 223 consecutive times without a lost fumble.

Player	Consecutive Carries W/O Fumble	Last Fumble
RB Aeris Williams	170	3Q at BYU, 10/14/16 (recovered it)
QB Nick Fitzgerald	101	4Q vs. Texas A&M, 11/5/16 (recovered it)

## 25 BULLDOGS MAKE DEBUT IN SEASON OPENER

A total of 25 Bulldogs made their career debut in the season-opening victory over Charleston Southern on Sept. 2: S **Johnathan Abram**, **Steven Adegoke**, DT **Tre Brown**, QB **Logan Burnett**, DB **Korey Charles**, K **Jace Christman**, CB **Cameron Dantzler**, K **Tucker Day**, OL **Greg Eiland**, LB **Willie Gay Jr.**, RB **Kylin Hill**, TE **Dontea Jones**, DE **Kobe Jones**, **Cameron Miller**, WR

## CAREER 100-YARD RECEIVING GAMES

**Donald Gray • Sr. • WR (2, 0 in 2017)**  
207, Samford, 2016  
140, Northwestern State, 2015

## CAREER 100-YARD RUSHING GAMES

**Nick Fitzgerald • Jr. • QB (9, 1 in 2017)**  
258, at Ole Miss, 2016  
195, South Carolina, 2016  
182, Texas A&M, 2016  
132, Miami (Ohio), St. Petersburg Bowl, 2016  
131, Arkansas, 2016  
119, Samford, 2016  
111, at Louisiana Tech, 2017  
110, at UMass, 2016  
107, at Kentucky, 2016

**Aeris Williams • Jr. • RB (4, 2 in 2017)**  
191, at Ole Miss, 2016  
146, LSU, 2017  
140, Texas A&M, 2016  
107, at Louisiana Tech, 2017

## CAREER 300-YARD PASSING GAMES

**Nick Fitzgerald • So. • QB (3, 0 in 2017)**  
417, Samford, 2016  
328, Arkansas, 2016  
305, at UMass, 2016

## MSU MVPs OF THE GAME

**Charleston Southern (Sept. 2)**  
Offense: WR Gabe Myles  
Defense: DE Fletcher Adams  
Special Teams: WR Jesse Jackson

**at Louisiana Tech (Sept. 9)**  
Offense: OL Elgton Jenkins/RB Aeris Williams  
Defense: DT Jeffery Simmons  
Special Teams: P Logan Cooke

**#11/12 LSU (Sept. 16)**  
Offense: The entire offensive line  
Defense: S Mark McLaurin  
Special Teams: PK Jace Christmann

*\* MSU coaches select the MVPs of the game every Sunday following victories.*

**Osirus Mitchell, S C.J. Morgan, Travis O'Connor, OL Dareuan Parker, Allen Perkins, OL Stewart Reese, TE Christian Roberson, LB Montez Sweat, LB Erroll Thompson, QB Keytaon Thompson, WR Reggie Todd.** Four true freshmen saw their first career action, including Gay, Keytaon Thompson, Hill and Day. All four of those true freshmen also played at Louisiana Tech.

## SEVEN FIRST-TIME STARTERS

MSU has produced eight first-time starters in the first four games - two on offense and six on defense. Five earned their first starts in the season-opener vs. Charleston Southern, including DE **Fletcher Adams**, LB **Montez Sweat**, LB **Dez Harris**, RT **Stewart Reese** and LG **Darryl Williams**. S **Johnathan Abram** got the starting nod at Louisiana Tech in Week 2. **Braxton Hoyett** started at defensive tackle in place of injured Cory Thomas in the SEC opener against LSU in Week 3.

## TEAM CAPTAINS, GRADUATES

MSU players voted for its team captains the week before the season and they include Sr. CB **Tolando Cleveland**, Sr. LB **Dez Harris**, Sr. WR **Donald Gray** and Sr. OT **Martinas Rankin**. Cleveland returns after suffering a torn ACL during 2016 preseason camp. Gray is one of two players on the squad who have already earned their undergraduate degrees, joining snapper **Hunter Bradley**. Gray graduated from MSU in December 2016 with a degree in sociology.

## SPREADING THE WEALTH

MSU is known for spreading the wealth among its receivers/backs through the air in **Dan Mullen's** tenure. A total of 11 different players caught a pass in the season-opener, representing the most since 11 did so against Vanderbilt on Nov. 22, 2014. Since **Billy Gonzales** took over as wide receivers coach in 2013, MSU has produced 12 games in which 10 or more players make catches and 32 games in which eight or more players make catches.

## NOTING THE OFFENSIVE LINE

- MSU has a combined 50 starts among its offensive line led by **Martinas Rankin** and **Deion Calhoun's** 14.
- Junior **Elgton Jenkins** made his first start at center in the season-opener. Jenkins has now started at every position on the line during his career.
- **Stewart Reese** is the newcomer to the group. Reese redshirted last season before seeing his first career action as a starter at right tackle in the opener. Reese played a dominant game against LSU in Week 3.
- MSU's two-deep on its offensive line is made up of one senior, two juniors, four sophomores and three redshirt freshmen.
- The Bulldogs have allowed only one sack this season (Arden Key, LSU). That is the fewest amount of sacks allowed by any team in the SEC this year and one of only three FBS schools to allow one or fewer this year, joining Minnesota and Iowa State.
- Left guard **Darryl Williams** was named SEC Offensive Lineman of the Week on Sept. 17 following the Bulldogs' dominant win over No. 11 LSU. Williams graded out the highest for MSU (99%) and had three knockdowns in the start. Williams was the first MSU offensive lineman to earn the honor since **Martinas Rankin** on Nov. 7, 2016 following a win over No. 4 Texas A&M.

## MULLEN THE SEC KING OF DEVELOPING NFL QBs

No current SEC head coach has directly coached more current NFL starting quarterbacks than **Dan Mullen**. Three of Mullen's proteges started in Week 1 of the NFL season, including Dallas' Dak Prescott, Kansas City's Alex Smith and Carolina's Cam Newton. Smith dominated the defending Super Bowl champions, becoming the first quarterback with 300-plus yards, four TDs and no interceptions against coach Bill Belichick. Prescott, a once three-star recruit, became the first MSU QB to start a game under center in the NFL in 2016 since Joe Reed of the Detroit

Lions did so on Dec. 2, 1979. Prescott went on to become NFL Rookie of the Year and became the first Cowboys quarterback to reach the Pro Bowl as a rookie. Mullen coached veteran Alex Smith at Utah and Cam Newton for two seasons at Florida.

### Current SEC Head Coaches who directly worked with current NFL QB starters:

Bret Bielema – Russell Wilson (2011, HC at Wisconsin)

Gus Malzahn – Cam Newton (2010, OC/QB at Auburn)

Dan Mullen – Alex Smith (2003-04, QB at Utah)

Cam Newton (2007-08, OC/QB at Florida)

Dak Prescott (2011-15, HC at MSU)

Kevin Sumlin – Case Keenum (2008-2011, HC at Houston)

# RANKINGS

## ASSOCIATED PRESS

RK. TEAM	REC.	POINTS
1. Alabama (52)	4-0	1515
2. Clemson (8)	4-0	1458
3. Oklahoma (1)	4-0	1397
4. Penn State	4-0	1304
5. USC	4-0	1247
6. Washington	4-0	1188
7. Georgia	4-0	1136
8. Michigan	4-0	1088
9. TCU	4-0	1028
10. Wisconsin	3-0	1023
11. Ohio State	3-1	1016
12. Virginia Tech	4-0	828
13. Auburn	3-1	701
14. Miami	2-0	693
15. Oklahoma State	3-1	665
16. Washington State	4-0	551
17. Louisville	3-1	502
18. South Florida	4-0	406
19. San Diego State	4-0	365
20. Utah	4-0	356
21. Florida	2-1	342
22. Notre Dame	3-1	246
23. West Virginia	3-1	212
24. Mississippi State	3-1	148
25. LSU	3-1	92

RV: NC State 87, Duke 79, Texas Tech 40, Florida State 35, Memphis 26, Iowa 16, Stanford 8, California 7, Colorado 5, UCF 4, Minnesota 3, Kansas State 3.

## USA TODAY COACHES

RK. TEAM	REC.	POINTS
1. Alabama (59)	4-0	1570
2. Clemson (4)	4-0	1499
3. Oklahoma	4-0	1443
4. Penn State	4-0	1328
5. USC	4-0	1306
6. Washington	4-0	1277
7. Michigan	4-0	1152
8. Georgia	4-0	1089
9. Ohio State	3-1	1066
10. Wisconsin	3-0	1029
11. TCU	4-0	985
12. Virginia Tech	4-0	877
13. Miami	2-0	727
14. Oklahoma State	3-1	687
15. Auburn	3-1	664
16. Washington State	4-0	574
17. South Florida	4-0	522
18. Louisville	3-1	505
19. Utah	4-0	437
20. Florida	2-1	345
21. San Diego State	4-0	315
22. LSU	3-1	221
23. West Virginia	3-1	184
24. Mississippi State	3-1	132
25. Florida State	0-2	104

RV: West Virginia 100; Vanderbilt 92; Colorado 84; Maryland 48; Kansas State 45; Memphis 36; Notre Dame 24; Kentucky 18; California 18; Minnesota 14; Stanford 11.

## BULLDOGS WEEK-BY-WEEK

WK.	AP	COACHES
Preseason	NR	RV
Week 2 (9/4)	RV	RV
Week 3 (9/10)	RV	RV
Week 4 (9/17)	17	19
Week 5 (9/24)	24	24

# MISCELLANEOUS STATS

## TURNOVER CHART

Opponent	Forced by MSU					Forced By Opponent				
	Fum	Int	Tot	Pts Off	Margin	Fum	Int	Tot	Pts Off	
Charleston Southern	0	0	0	0	-	0	0	0	0	
at Louisiana Tech	1	1	2	20	+1	0	1	1	6	
LSU	0	0	0	0	-	0	0	0	0	
at Georgia	1	0	1	0	-1	0	2	2	10	
at Auburn										
BYU										
Kentucky										
at Texas A&M										
UMass										
Alabama										
at Arkansas										
Ole Miss										
TOTALS	2	1	3	20	-	0	3	3	16	

## REDZONE CHART

Opponent	MSU					Opponents				
	Inside 20	TD	Run/Pass	TD Pct.	Score FG Pct.	Inside 20	TD	Run/Pass	TD Pct.	Score FG Pct.
Charleston Southern	7	6	3/3	.857	0 .857	0	0	0/0	.000	0 .000
at Louisiana Tech	5	3	1/2	.600	1 .800	5	2	1/1	.400	1 .600
LSU	6	3	2/1	.500	2 .833	1	1	1/0	1.000	0 1.000
at Georgia	3	0	0/0	.000	1 .333	1	1	1/0	1.000	0 1.000
at Auburn										
BYU										
Kentucky										
at Texas A&M										
UMass										
Alabama										
at Arkansas										
Ole Miss										
TOTALS	21	12	6/6	.571	4 .762	7	4	3/1	.571	1 .714



# REWRITING THE MISSISSIPPI STATE RECORD BOOKS IN THE DAN MULLEN ERA (2009-PRESENT)

# 110

individual and team single-game, single-season and career  
statistical records have been broken in the Dan Mullen era.

## Individual Single-Game (16 overall)

**Rushing Yards – Nick Fitzgerald; 258 at Ole Miss (2016)**  
**Rushing Yards by a Quarterback – Nick Fitzgerald; 258 at Ole Miss (2016)**  
**Yards Per Rush – Nick Fitzgerald; 18.4 at Ole Miss (2016) - 2nd SEC history**  
Total Offense - Dak Prescott; 554 at Arkansas (2015)  
Total Plays - Dak Prescott; 70 at Alabama (2014)  
**Touchdowns Responsible For – Dak Prescott; 7 at Arkansas (2015) & Nick Fitzgerald; 7 vs. Samford (2016)**  
Completions - Dak Prescott; 38 at Arkansas (2015)  
Completion Percentage - Dak Prescott; .769 vs. Texas A&M (2014)  
Passing Yards - Dak Prescott; 508 at Arkansas (2015)  
**Passing Touchdowns – Dak Prescott; 5 at Arkansas (2015) & Nick Fitzgerald; 5 vs. Samford (2016)**  
Consecutive Attempts Without an INT - Dak Prescott; 52 vs. LSU (2015)  
Receiving Yards - Jameon Lewis; 220 vs. Rice (2013)  
**Receiving Touchdowns – Chad Bumphis; 3 vs. Troy (2012) & Donald Gray; 3 vs. Samford (2016)**  
Interceptions - Richie Brown; 3 vs. Texas A&M (2014)  
Interception Return Yards - Johnthan Banks; 120 vs. Florida (2009)  
Interception Touchdowns - Johnthan Banks; 2 vs. Florida (2009)

## Team Single-Game (8 overall)

Yards Per Rush - 9.7 at Ole Miss (2016)  
Passing Attempts - 54 vs. LSU (2015)  
Passing Completions - 34 vs. LSU (2015)  
Completion Percentage - .800 vs. Memphis (2010)  
Passing Yards - 508 at Arkansas (2015)  
Touchdown Passes - 5 at Arkansas (2015); vs. Georgia Tech (2014); vs. Samford (2016)  
Total Plays - 100 vs. Arkansas (2010)  
Total Offense - 669 vs. Samford (2016)  
Yards Per Play Allowed - 0.7 vs. Charleston Southern (2017)

## Individual Single-Season (36 overall)

Rushing Yards – Anthony Dixon; 1,391 (2009)  
**Yards Per Rush – Nick Fitzgerald; 7.1 (2016)**  
**Rushing Yards by a Quarterback – Nick Fitzgerald; 1,375 (2016)**  
Rushing Yards Per Game – Anthony Dixon; 126.5 (2009)  
**100-Yard Rushing Games – Anthony Dixon; 8 (2009) & Nick Fitzgerald; 8 (2016)**  
**100-Yard Rushing Games by a Quarterback – Nick Fitzgerald; 8 (2016)**  
Rushing Touchdowns – Vick Ballard; 19 (2010)  
Total Offense – Dak Prescott; 4,435 (2014)  
Total Offense Yards Per Game – Dak Prescott; 341.2 (2014)  
Touchdowns Responsible For – Dak Prescott; 41 (2014)  
Passing Attempts – Dak Prescott; 477 (2015)  
Passing Completions – Dak Prescott; 316 (2015)  
Completion Percentage – Dak Prescott; .662 (2015)  
Passing Yards – Dak Prescott; 3,793 (2015)  
Passing Yards Per Game – Dak Prescott; 291.8 (2015)  
200-Yard Passing Games – Dak Prescott; 12 (2014, 2015)  
300-Yard Passing Games – Dak Prescott; 7 (2015)  
Passing Touchdowns – Dak Prescott; 29 (2015)  
Passing Efficiency – Dak Prescott; 151.7 (2014)  
Consecutive Attempts Without an INT – Dak Prescott; 239 (2015)  
Consecutive Games with a Touchdown Pass - Dak Prescott; 13 (2014)  
Receiving Touchdowns – Chad Bumphis; 12 (2012)  
Receptions - Fred Ross; 88 (2015)  
100-Yard Receiving Games – Fred Ross; 5 (2015)  
Points Scored – Vick Ballard; 120 (2010)  
Touchdowns Scored – Vick Ballard; 20 (2010)  
PAT Kicks Attempted – Evan Sobiesk; 59 (2014)  
PAT Kicks Made – Evan Sobiesk; 56 (2014)  
Most Kickoff Returns – Leon Berry; 38 (2009)  
Kickoff Return Yardage – Leon Berry; 1,015 (2009)

Kickoff Return Touchdowns – Jameon Lewis; 1 (2012) & Brandon Holloway (2015)  
Yards Per Kickoff Return – Leon Berry; 26.8 (2010)  
Interceptions – Corey Broomfield; 6 (2009)  
Return Yards Per Interception – Johnthan Banks; 36.2 (2009)  
Interceptions Return Yards – Johnthan Banks; 145 (2009)  
Interceptions Returned for a Touchdowns – Johnthan Banks & Corey Broomfield; 2 (2009)

## Team Single-Season (18 overall)

Total Offensive Yards – 6,679 (2014)  
Total Plays – 1,001 (2014)  
Yards Per Play - 6.7 (2014)  
Per Game Offense – 513.8 (2014)  
Points Scored – 480 (2014)  
Points Per Game - 36.9 (2014)  
Most Offensive Touchdowns – 60 (2014)  
Total First Downs – 334 (2014)  
Yards Per Rush - 5.6 (2016)  
Passing Yardage – 4,113 (2015)  
Passing Yards Per Game – 316.4 (2015)  
Completion Percentage – .662 (2015)  
Completions – 331 (2015)  
Passing Touchdowns – 31 (2014)  
Blocked Kicks – 4 (2014, 2015)  
Most PAT Kicks Made – 60 (2014)  
100-Yard Receiving Games - 8 (2015)  
Tackles For Loss - 98 (2015)

## Individual Career (31)


Rushing Attempts – Anthony Dixon; 910 (2nd in SEC history)  
Rushing Yards – Anthony Dixon; 3,994 (8th in SEC history)  
Rushing Yards by a Quarterback – Dak Prescott; 2,521 (3rd in SEC history)  
100-Yard Rushing Games – Anthony Dixon; 17  
**100-Yard Rushing Games by a Quarterback – Dak Prescott; 9; Nick Fitzgerald, 9**  
Rushing Touchdowns – Anthony Dixon; 42 (7th in SEC history)  
All-Purpose Yards – Anthony Dixon; 4,443  
Total Plays – Dak Prescott; 1,709 (4th in SEC history)  
Total Offense - Dak Prescott; 11,897 (3rd in SEC history)  
Touchdowns Responsible - Dak Prescott; 114 (4th in SEC history)  
Passing Attempts - Dak Prescott; 1,169 (19th in SEC history)  
Completions - Dak Prescott; 734 (12th in SEC history)  
Completion Percentage – Dak Prescott; .628 (12th in SEC history)  
Consecutive Attempts Without an INT - Dak Prescott; 288 (3rd in SEC history)  
Passing Touchdowns – Dak Prescott; 70 (16th in SEC history)  
Passing Yards - Dak Prescott; 9,376 (11th in SEC history)  
200-Yard Passing Games - Dak Prescott; 29  
300-Yard Passing Games - Dak Prescott; 9  
400-Yard Passing Games - Dak Prescott; 2  
Passing Efficiency – Dak Prescott; 146.1 (12th in SEC history)  
Interception Percentage – Dak Prescott; .0196 (4th in SEC history)  
Receptions - Fred Ross; 199 (9th in SEC history)  
Receiving Yards – Fred Ross; 2,528  
Receiving Touchdowns – Chad Bumphis; 24 (15th in SEC history)  
100-Yard Receiving Games - Fred Ross; 10  
Consecutive Games with a Reception - Fred Ross; 35  
Points – Anthony Dixon; 276  
Touchdowns Scored – Anthony Dixon; 46 (6th in SEC history)  
Yards Per Kickoff Return – Leon Berry; 26.7 (6th in SEC history)  
Kickoff Return Yards Per Game – Leon Berry; 84.6  
Kickoff Return Touchdowns – Leon Berry; 2

**BOLD** - denotes current player



# GAME 5 DEPTH CHART




## OFFENSE

		Ht.	Wt.	Cl.-Exp.	Notable
WR (X) 6	Donald Gray 	5-10	200	Sr.-2L	8 career TD catches and 1,203 yds ... Averages 16.3 yds per catch ... Team leader in catches in '17 (12)
17	Jamal Couch	6-4	227	So.-1L	Lengthy WR who has played in 15 career games ... Caught first career TD pass in opener (11 yds)
WR (H) 23	Keith Mixon	5-8	187	So.-1L	Nickname "Pocket Rocket" ... Best game of career vs. LSU: 6 catches, 97 yds, key 45 yd TD
18	Dedrick Thomas	5-9	187	So.-1L	Caught at least one TD pass in 2 of first 4 games ... 13 career catches and 3 career TDs ... 20 yd TD vs. LSU
WR (Z) 5	Gabe Myles	6-0	195	Sr.-3L	5th-year Sr. who has 5 career TDs - 4 rec, 1 rush ... Missed LSU, UGA games (foot) ... Caught TD first 2 gms
86	Jesse Jackson	6-2	210	Jr.-2L	29 games played with no starts ... 2 catches for 15 yds last week at UGA ... 2017: 5 rec., 52 yds, 0 TD
LT 55	Martinas Rankin	6-5	315	Sr.-1L	Preseason Second-Team All-SEC ... Played in 17 games, 14 starts ... 1x SEC Off. Lineman of Week
58	Greg Eiland	6-8	330	RFr.-RS	Played significant action in the second halves of the first two contests ... Played in 4Q at UGA
LG 73	Darryl Williams	6-2	305	So.-SQ	Played in 11 career games with 4 starts ... SEC Offensive Lineman of Week vs. LSU (99% grade, 3 KDs)
56	Dareuan Parker	6-4	320	RFr.-RS	Made collegiate debut vs. Charleston Southern ... Played fourth quarter at Georgia
C 74	Elgton Jenkins	6-4	313	Jr.-2L	Owens starts at C (4), LT (5), LG (2), RT (1) ... 27 games played ... Graded out highest, 2 KDs at LA Tech
75	Harrison Moon	6-5	290	So.-1L	Played in 16 games and saw significant action vs. CSU ... 2x SEC Honor Roll ... Played 4Q at UGA
RG 61	Deion Calhoun	6-3	315	Jr.-2L	Second straight year as starter at RG ... 14 career starts, 27 games played
67	Michael Story	6-4	305	So.-1L	Played in 12 games with two starts ... Moved to LG at LA Tech, playing most of the second half
RT 51	Stewart Reese	6-5	333	RFr.-RS	Dominant performance vs. LSU with 2 KDs ... First-year starter after redshirting last season
79	Evans Wilkerson	6-5	315	So.-SQ	Walk-on offensive lineman who enters third season ... Plays mostly on FG/PAT units
TE 82	Farrod Green	6-3	236	So.-1L	MSU's receiving yards leader in Game 1 with 2 catches for 68 yds, including career-long 62
81	Justin Johnson	6-3	247	Jr.-2L	Enters third year on the field ... Played in 28 games with 2 starts ... 11 career catches, 1 TD
-or- 83	Jordan Thomas	6-5	280	Sr.-1L	Physically impressive 2nd-year player ... 2017: 6 catches for 56 yds, 1 TD (17-yd TD catch at LA Tech)
RB 22	Aeris Williams	6-1	217	Jr.-2L	Nickname "A-Train" ... 4 career 100 yd rush games, twice this season (LATech, LSU) ... 146 rush yds vs. LSU
28	Dontavian Lee	6-1	235	Jr.-2L	Played in 27 games with no starts ... 2017: 8 carries, 35 yds, 1 TD ... Nickname "D-Lee"
QB 7	Nick Fitzgerald	6-5	230	Jr.-2L	Maxwell National Player of Week vs. LSU ... Career: 5,073 yds total offense, 55 TDs, 9 100-yd rush gms
10	Keytaon Thompson	6-4	222	Fr.-HS	2016 La. Gatorade POY ... 3x state champ ... Made debut vs. CSU, 4-7, 35 yds and first career TD pass (11)

## DEFENSE

		Ht.	Wt.	Cl.-Exp.	Notable
DE 43	Fletcher Adams	6-2	270	So.-1L	Recorded two safeties in first career start vs. CSU ... 2017: 8 tackles, 1.5 TFL, 1 FF
52	Kobe Jones	6-4	275	RFr.-RS	Led all SEC freshmen with 2.5 TFL in Week 1 ... Made his debut and had six tackles, 1 FF Week 1
NG 94	Jeffery Simmons	6-4	301	So.-1L	Career-best 1.5 sacks vs. LSU ... 2x SEC Defensive Lineman of Week (vs. LT, LSU) ... SEC Honor Roll
95	Braxton Hoyett	6-3	304	Jr.-1L	Back-to-back starts at DT ... 2017: 3 tackles, 1 TFL ... Missed season-opener (injured)
DT 34	Cory Thomas	6-5	303	Jr.-2L	23 games played and 6 career starts ... 31 career tackles, 5.5 TFL ... DNP vs. LSU, UGA (foot)
-or- 95	Braxton Hoyett	6-3	304	Jr.-1L	Back-to-back starts at DT ... 2017: 3 tackles, 1 TFL ... Missed season-opener (injured)
-or- 96	Tre Brown	6-4	305	Jr.-RS	3 tackles and second career TFL at UGA last week ... 2017: 11 tackles, 2.5 TFL
-or- 90	Grant Harris	6-3	285	Jr.-SQ	Played in 15 career games with no starts ... 10 career tackles, 2 tackles at UGA ... SEC Honor Roll
OLB 9	Montez Sweat	6-6	240	Jr.-JC	2017: 10 tackles, 1.5 TFL ... 0.5 TFL last week at UGA ... Played freshman season at Michigan State
42	Marquiss Spencer	6-4	275	So.-1L	2017: 7 tackles, 1.5 TFL, 0.5 sacks ... 2 tackles, 1 TFL at UGA ... Back-to-back games with TFL
MLB 11	Dez Harris	6-4	243	Sr.-3L	Vocal leader of the D ... Overcome three torn ACLs ... Team leader in tackles (29) ... Career-high 12 tackles at UGA
40	Erroll Thompson	6-1	250	RFr.-RS	Coming off career-high 6 tackle game at UGA ... 12 tackles on the year
MOLB 10	Leo Lewis	6-2	235	So.-1L	2016 FWAA Freshman All-American, Athlon SEC Def. Freshman of Year ... 8 tackles, 1 forced fum vs. LSU
6	Willie Gay Jr.	6-2	230	Fr.-HS	2017 U.S. Army All-American from Starkville ... 4 tackles at UGA ... 7 tackles, 1 TFL on the year
OLB 4	Gerri Green	6-4	250	Jr.-2L	108 career tackles, 5.0 TFL ... 2017 SEC FB Leadership Council ... Had 7 tackles, 2 TFL, 2 FF at Tech
3	Traver Jung	6-4	226	Sr.-1L	Played in 16 career games with 2 starts ... DNP at UGA ... Wears No. 3 to honor his late grandmother
CB 25	Lashard Durr	5-11	195	Sr.-1L	Started 3 of first 4 games including at UGA ... 30 career tackles, 0 INT ... Started 10 career games
2	Jamal Peters	6-2	218	Jr.-2L	His 2nd year at CB after playing S ... 28 games played with 4 starts ... 3 tackles, fum recov at UGA
S 41	Mark McLaurin	6-2	215	Jr.-2L	Second on team in tackles (25) ... 1 INT this year ... Played in 29 games with 10 starts ... 6 tackles at UGA
12	J.T. Gray	6-0	202	Sr.-3L	MSU's current leader in career TFL (12.5) ... Had 6 tackles last game at UGA ... 2017: 21 tackles, 1 TFL
S 1	Brandon Bryant	6-0	215	Jr.-2L	5 tackles vs. LSU ... 30 career games played and 21 starts ... 133 career tackles, 4 INT ... Timed at 4.24 in 40
38	Johnathan Abram	6-0	210	Jr.-JC	No. 1 JUCO safety last year at Jones County, UGA transfer ... 6 tackles, 0.5 TFL in return at UGA last week
29	C.J. Morgan	6-0	202	RFr.-RS	5 tackles, 1 TFL on the year ... Former 4-start recruit out of Parkway HS in Bossier, La.
CB 7	Tolando Cleveland	6-0	194	Sr.-3L	Returned from torn ACL in left knee in Aug. 2016 ... 13 career starts ... Season-high 4 tackles at UGA
24	Chris Rayford	6-0	202	Jr.-2L	Played in 30 games with 4 career starts ... 29 career tackles ... Seeking first INT ... Started vs. LSU

## SPECIAL TEAMS

		Ht.	Wt.	Cl.-Exp.	Notable
PK 47	Jace Christmann	6-0	195	RFr.-RS	Walk-on who Drilled first FGs of career vs. LSU (30,45,27) ... Season: 4-4 FGs, 8-8 PATs, long of 45
42	Tucker Day	6-0	206	Fr.-HS	'17 U.S. Army All-American who enrolled in summer ... 2-of-4 FGs so far, making 40 and 36 ... 8-10 PATs
KO 43	Logan Cooke	6-5	230	Sr.-3L	2017: 64.7avg, 18 TBs ... Career: 62.3 avg, 49 TBs ... 4th straight year as KO specialist
P 43	Logan Cooke	6-5	230	Sr.-3L	5th in SEC punting avg (45.5) ... Averaged 45.0 with long of 67 at UGA ... Career long of 68 last yr vs. SC
27	Kody Schexnayder	5-10	203	So.-1L	Preferred walk-on thrust into action last year after Cooke injury ... Averages 36.5 with long of 52 vs. A&M
KR 6	Donald Gray 	5-10	200	Sr.-2L	6 career returns for 168 yards and 0 TD ... Career long 52 yd return in season-opener
23	Keith Mixon	5-8	187	So.-1L	14 returns for 319 yards and 0 TD last season ... Averages 22.8 yards per return
PR 6	Donald Gray 	5-10	200	Sr.-2L	2 returns for 45 yds, including career-long 39 last week vs. LSU
5	Gabe Myles	6-0	195	Sr.-3L	Returned the first punts of his career in opener ... This season, 5 returns for 18 yards
LS 53	Hunter Bradley 	6-3	240	Sr.-2L	Third straight year as primary snapper ... Played in 32 career games with all successful snaps
H 43	Logan Cooke	6-5	230	Sr.-3L	Fourth straight year as the holder

BOLD - denotes primary starter last year

 - denotes MSU graduate

# CAREER STARTS BY POSITION

## OFFENSE

<b>LT</b>	<b>TE</b>
Martinas Rankin - 14	Farrod Green - 12
Elgton Jenkins - 5	Justin Johnson - 2
<b>LG</b>	<b>WR</b>
Darryl Williams - 4	Donald Gray - 17
Michael Story - 2	Malik Dear - 9
Elgton Jenkins - 2	Gabe Myles - 9
<b>C</b>	Keith Mixon - 5
Elgton Jenkins - 4	Jesse Jackson - 3
<b>RG</b>	<b>RB</b>
Deion Calhoun - 14	Aeris Williams - 7
<b>RT</b>	<b>QB</b>
Stewart Reese - 4	Nick Fitzgerald - 17
Elgton Jenkins - 1	

## DEFENSE

<b>DE</b>	<b>S</b>
Fletcher Adams - 2	Brandon Bryant - 21
Montez Sweat - 1	Mark McLaurin - 10
<b>DT</b>	Jamal Peters - 2
Cory Thomas - 6	J.T. Gray - 2
Jeffery Simmons - 7	Johnathan Abram - 2
Tre Brown - 1	<b>CB</b>
Braxton Hoyett - 1	Tolando Cleveland - 14
<b>LB</b>	Lashard Durr - 9
Leo Lewis - 15	Chris Rayford - 4
J.T. Gray - 9	Jamal Peters - 2
Gerri Green - 4	
Dez Harris - 4	
Traver Jung - 2	
Montez Sweat - 3	

## OFFENSIVE GAME-BY-GAME STARTERS

Game	WR (X)	WR (H)	WR (Z)	LT	LG	C	RG	RT	TE	RB	QB
Charleston So.	Gray	Mixon	Myles	Rankin	Williams	Jenkins	Calhoun	Reese	Green	Williams	Fitzgerald
at LA Tech	Gray	Mixon	Myles	Rankin	Williams	Jenkins	Calhoun	Reese	Green	Williams	Fitzgerald
LSU	Gray	Mixon	Jackson	Rankin	Williams	Jenkins	Calhoun	Reese	Green	Williams	Fitzgerald
at Georgia	Gray	Mixon	Jackson	Rankin	Williams	Jenkins	Calhoun	Reese	Green	Williams	Fitzgerald
at Auburn											
BYU											
Kentucky											
at Texas A&M											
UMass											
Alabama											
at Arkansas											
Ole Miss											

## DEFENSIVE GAME-BY-GAME STARTERS

Game	DE	NG	DT	OLB	MLB	MOLB	OLB	CB	S	S	CB
Charleston So.	Adams	Simmons	Thomas	Sweat	Harris	Lewis	Green	Durr	McLaurin	Bryant	Cleveland
at LA Tech	Sweat	Simmons	Thomas	Green	Harris	Gray (S)	Abram (S)	Durr	McLaurin	Bryant	Cleveland
LSU	Gray (S)	Simmons	Brown	Sweat	Harris	Lewis	Green	Rayford	McLaurin	Bryant	Cleveland
at Georgia	Adams	Simmons	Hoyett	Green	Harris	Lewis	Sweat	Durr	McLaurin	Abram	Cleveland
at Auburn											
BYU											
Kentucky											
at Texas A&M											
UMass											
Alabama											
at Arkansas											
Ole Miss											



# PLAYER CAREER HIGHS

## RUSHING

Player	Carries	Opponent	Yards	Opponent	TDs	Opponent	Long	Opponent
Malik Dear	5	Kentucky, '16	77	Kentucky, '16	1	Twice, Last at UK, '16	52	Texas A&M, '15
Nick Fitzgerald	20	Texas A&M, '16	258	Ole Miss, '16	4	Arkansas, '16	74	Twice
Nick Gibson	6	Charleston So., '17	52	Georgia, '17	None		15	Louisiana Tech, '17
Kylin Hill	10	Louisiana Tech, '17	62	Twice	1	Louisiana Tech, '17	19	Charleston So., '17
Dontavian Lee	5	Troy, '15	44	Troy, '15	1	Charleston So., '17	23	Troy, '15
Keith Mixon	5	Samford, '16	38	Samford, '16	None		15	Samford, '16
Alec Murphy	2	Charleston So., '17	9	Charleston So., '17	None		6	Charleston So., '17
Dedrick Thomas	1	Twice	7	Louisiana Tech, '17	None		7	Louisiana Tech, '17
Keytaon Thompson	6	Charleston So., '17	36	Charleston So., '17	None		16	Charleston So., '17
Aeris Williams	25	Ole Miss, '16	191	Ole Miss, '16	2	Ole Miss, '16	36	Ole Miss, '16

## PASSING

Player	Attempts	Opponent	Completions	Opponent	Yards	Opponent	TDs	Opponent
Nick Fitzgerald	39	UMass, '16	26	UMass, '16	417	Samford, '16	5	Samford, '16
Keytaon Thompson	7	Charleston So., '17	4	Charleston So., '17	35	Charleston So., '17	1	Charleston So., '17

## RECEIVING

Player	Receptions	Opponent	Yards	Opponent	TDs	Opponent	Long	Opponent
Jamal Couch	2	Twice	38	Arkansas, '16	1	Charleston So., '17	26	Auburn, '16
Malik Dear	6	LA Tech, '15	70	LA Tech, '15	2	Ole Miss, '15	27	LA Tech, '15
Nick Gibson	1	Charleston So., '17	4	Charleston So., '17	None		4	Charleston So., '17
Donald Gray	8	UMass, '16	207	Samford, '16	3	Samford, '16	74	Samford, '16
Farrod Green	3	Twice	68	Charleston So., '17	1	UMass, '16	62	Charleston So., '17
Jesse Jackson	1	Four Times	15	Charleston So., '17	None		15	Charleston So., '17
Justin Johnson	2	Twice	22	South Alabama, '16	1	Southern Miss, '15	18	South Alabama, '16
Dontavian Lee	1	Three Times	11	LA Tech, '15	None		11	LA Tech, '15
Keith Mixon	6	LSU, '17	97	LSU, '17	1	Three Times	45	LSU, '17
Osirus Mitchell	1	Charleston So., '17	9	Charleston So., '17	None		9	Charleston So., '17
Gabe Myles	5	UT Martin, '14	69	Arkansas, '15	1	Three Times	49	Northwestern State, '15
Jordan Thomas	2	Four Times	25	Louisiana Tech, '17	1	Twice	17	Louisiana Tech, '17
Dedrick Thomas	3	Louisiana Tech, '17	34	Charleston So., '17	1	Twice	24	Charleston So., '17
Reggie Todd	3	Charleston So., '17	24	Charleston So., '17	None		11	Charleston So., '17
Aeris Williams	2	Twice	28	Louisiana Tech, '17	None		28	Louisiana Tech, '17

## PUNTING

Player	No.	Opponent	Yards	Opponent	Inside 20	Opponent	Avg. (Min. 3)	Opponent	Long	Opponent
Logan Cooke	7	LSU, '16	271	LSU, '16	5	LSU, '16	49.5	South Carolina, '16	68	South Carolina, '16
Kody Schexnayder	7	Alabama, '16	210	Alabama, '16	2	Alabama, '16	41.0	Texas A&M, '16	52	Texas A&M, '16

## KICKING

Player	PAT	Opponent	FGs	Opponent	Long	Opponent	Points	Opponent
Tucker Day	5	Charleston So., '17	1	Twice	40	Charleston So., '17	8	Charleston So., '17
Jace Christmann	4	LSU, '17	3	LSU, '17	45	LSU, '17	13	LSU, '17

## TACKLES

Player	Tackles	Opponent
Johnathan Abram	7	Louisiana Tech, '17
Fletcher Adams	5	Samford, '16
Stephen Adegoke	3	Louisiana Tech, '17
Hunter Bradley	1	Twice
Tre Brown	4	Louisiana Tech, '17
Brandon Bryant	10	Ole Miss, '15
Korey Charles	1	Twice
Tolando Cleveland	7	Twice
Cameron Dantzler	3	Twice
Lashard Durr	5	Samford, '16
Willie Gay Jr.	4	Georgia, '17
J.T. Gray	10	LA Tech, '15
Gerri Green	11	Troy, '15
Dez Harris	12	Georgia, '17
Grant Harris	2	Four Times
Braxton Hoyett	3	Twice
Kendell Jones	2	Charleston So., '17
Kobe Jones	5	Charleston So., '17
Traver Jung	5	Ole Miss, '16
Leo Lewis	12	BYU, '16
Mark McLaurin	10	Twice
C.J. Morgan	3	Louisiana Tech, '17
Jamal Peters	5	Missouri, '15
Josiah Phillips	1	Four Times
Chris Rayford	7	Samford, '16
Jeffery Simmons	7	LSU, '17
Maurice Smitherman	1	Four Times
Marquiss Spencer	5	BYU, '16
Montez Sweat	3	Twice
Cory Thomas	4	Twice
Erroll Thompson	6	Georgia, '17
Tim Washington	3	Louisiana Tech, '17

## TACKLES FOR LOSS

Player	TFL	Opponent
Johnathan Abram	0.5	Twice
Fletcher Adams	1.5	Charleston So., '17
Tre Brown	1.0	Twice
Brandon Bryant	1.0	Twice
Tolando Cleveland	1.5	Twice
Cameron Dantzler	1.0	Charleston So., '17
Lashard Durr	0.5	LSU, '16
Willie Gay Jr.	1.0	Charleston So., '17
J.T. Gray	2.0	Arkansas, '16
Gerri Green	2.0	Louisiana Tech, '17
Dez Harris	1.5	Twice
Braxton Hoyett	1.0	Three Times
Kendell Jones	1.0	Charleston So., '17
Kobe Jones	2.5	Charleston So., '17
Traver Jung	2.0	Texas A&M, '16
Leo Lewis	2.0	South Alabama, '16
Mark McLaurin	1.0	Twice
Jamal Peters	1.5	Northwestern State, '15
Jeffery Simmons	1.5	Twice
Marquiss Spencer	1.0	Four Times
Montez Sweat	1.0	Louisiana Tech, '17
Cory Thomas	1.0	Five Times

## SACKS

Player	Sacks	Opponent
Johnathan Abram	0.5	Louisiana Tech, '17
Brandon Bryant	1.0	Troy, '15
Tolando Cleveland	1.0	Troy, '15
J.T. Gray	1.0	Twice
Gerri Green	2.0	Louisiana Tech, '17
Dez Harris	1.0	Louisiana Tech, '17
Traver Jung	1.0	BYU, '16
Leo Lewis	1.0	Ole Miss, '16
Mark McLaurin	1.0	Texas A&M, '16
Jamal Peters	1.0	Northwestern State, '15
Jeffery Simmons	1.5	LSU, '17
Marquiss Spencer	1.0	Auburn, '16

## INTERCEPTIONS

Player	INT	Opponent
Brandon Bryant	1	Four Times
Tolando Cleveland	1	Twice
Gerri Green	1	Twice
Mark McLaurin	1	Three Times
Jamal Peters	1	Twice
Maurice Smitherman	1	Samford, '16
Cory Thomas	1	Kentucky, '15

# PLAYER 2017 SEASON HIGHS

## RUSHING

Player	Carries	Opponent	Yards	Opponent	TDs	Opponent	Long	Opponent
Bennie Braswell	1	Charleston So., '17	4	Charleston So., '17	None		4	Charleston So., '17
Nick Fitzgerald	14	LSU, '17	111	Louisiana Tech, '17	2	Twice	44	Louisiana Tech, '17
Nick Gibson	6	Charleston So., '17	52	Georgia, '17	None		14	LSU, '17
Kylin Hill	10	Louisiana Tech, '17	62	Twice	1	Louisiana Tech, '17	19	Charleston So., '17
Dontavian Lee	2	Twice	15	Louisiana Tech, '17	1	Charleston So., '17	9	Louisiana Tech, '17
Alec Murphy	2	Charleston So., '17	9	Charleston So., '17	None		6	Charleston So., '17
Dedrick Thomas	1	Twice	7	Louisiana Tech, '17	None		7	Louisiana Tech, '17
Keytaon Thompson	6	Charleston So., '17	36	Charleston So., '17	None		16	Charleston So., '17
Aeris Williams	23	LSU, '17	146	LSU, '17	1	Charleston So., '17	59	Louisiana Tech, '17

## PASSING

Player	Attempts	Opponent	Completions	Opponent	Yards	Opponent	TDs	Opponent
Nick Fitzgerald	29	Charleston So., '17	16	Charleston So., '17	239	Charleston So., '17	3	Louisiana Tech, '17
Keytaon Thompson	7	Charleston So., '17	4	Charleston So., '17	35	Charleston So., '17	1	Charleston So., '17

## RECEIVING

Player	Receptions	Opponent	Yards	Opponent	TDs	Opponent	Long	Opponent
Jamal Couch	1	Charleston So., '17	11	Charleston So., '17	1	Charleston So., '17	11	Charleston So., '17
Nick Gibson	1	Charleston So., '17	4	Charleston So., '17	None		4	Charleston So., '17
Donald Gray	4	Louisiana Tech, '17	57	Charleston So., '17	None		24	Charleston So., '17
Farrod Green	2	Charleston So., '17	68	Charleston So., '17	None		62	Charleston So., '17
Jesse Jackson	1	Three Times	15	Charleston So., '17	None		15	Charleston So., '17
Justin Johnson	1	Louisiana Tech, '17	5	Louisiana Tech, '17	None		5	Louisiana Tech, '17
Keith Mixon	6	LSU, '17	97	LSU, '17	1	LSU, '17	45	LSU, '17
Osirus Mitchell	1	Charleston So., '17	9	Charleston So., '17	None		9	Charleston So., '17
Gabe Myles	3	Charleston So., '17	21	Louisiana Tech, '17	1	Twice	21	Louisiana Tech, '17
Jordan Thomas	2	Twice	25	Louisiana Tech, '17	1	Louisiana Tech, '17	17	Louisiana Tech, '17
Dedrick Thomas	3	Louisiana Tech, '17	34	Charleston So., '17	1	Twice	24	Charleston So., '17
Reggie Todd	3	Charleston So., '17	24	Charleston So., '17	None		11	Charleston So., '17
Aeris Williams	1	Louisiana Tech, '17	28	Louisiana Tech, '17	None		28	Louisiana Tech, '17

## PUNTING

Player	No.	Opponent	Yards	Opponent	Inside 20	Opponent	Avg. (Min. 3)	Opponent	Long	Opponent
Logan Cooke	4	Charleston So., '17	177	Charleston So., '17	2	Twice	47.7	Louisiana Tech, '17	67	Georgia, '17
Kody Schexnayder	1	Charleston So., '17	28	Charleston So., '17	None		28.0	Charleston So., '17	28	Charleston So., '17

## KICKING

Player	PAT	Opponent	FGs	Opponent	Long	Opponent	Points	Opponent
Tucker Day	5	Charleston So., '17	1	Twice	40	Charleston So., '17	8	Charleston So., '17
Jace Christmann	4	LSU, '17	3	LSU, '17	45	LSU, '17	13	LSU, '17

## TACKLES

Player	Tackles	Opponent
Johnathan Abram	7	Louisiana Tech, '17
Fletcher Adams	3	LSU, '17
Stephen Adegoke	3	Louisiana Tech, '17
Tre Brown	4	Louisiana Tech, '17
Brandon Bryant	5	LSU, '17
Korey Charles	1	Twice
Tolando Cleveland	2	LSU, '17
Cameron Dantzler	3	Twice
Lashard Durr	2	LSU, '17
Willie Gay Jr.	4	Georgia, '17
J.T. Gray	6	Twice
Gerri Green	7	Louisiana Tech, '17
Dez Harris	12	Georgia, '17
Grant Harris	2	Louisiana Tech, '17
Kendell Jones	2	Charleston So., '17
Kobe Jones	5	Charleston So., '17
Traver Jung	3	Charleston So., '17
Leo Lewis	8	LSU, '17
Mark McLaurin	10	Louisiana Tech, '17
C.J. Morgan	3	Louisiana Tech, '17
Jamal Peters	3	LSU, '17
Josiah Phillips	1	Charleston So., '17
Chris Rayford	1	Louisiana Tech, '17
Jeffery Simmons	7	LSU, '17
Maurice Smitherman	1	Charleston So., '17
Marquiss Spencer	2	Three Times
Montez Sweat	3	Three Times
Cory Thomas	4	Charleston So., '17
Erroll Thompson	6	Georgia, '17
Tim Washington	3	Louisiana Tech, '17

## TACKLES FOR LOSS

Player	TFL	Opponent
Johnathan Abram	0.5	Twice
Fletcher Adams	1.5	Charleston So., '17
Tre Brown	1.0	Twice
Cameron Dantzler	1.0	Charleston So., '17
Willie Gay Jr.	1.0	Charleston So., '17
J.T. Gray	1.0	LSU, '17
Gerri Green	2.0	Louisiana Tech, '17
Dez Harris	1.0	Twice
Braxton Hoyett	1.0	LSU, '17
Kendell Jones	1.0	Charleston So., '17
Kobe Jones	1.5	Charleston So., '17
Traver Jung	1.0	Charleston So., '17
Leo Lewis	0.5	Louisiana Tech, '17
Jeffery Simmons	1.5	LSU, '17
Marquiss Spencer	1.0	Georgia, '17
Montez Sweat	1.0	Louisiana Tech, '17

## SACKS

Player	Sacks	Opponent
Johnathan Abram	0.5	Louisiana Tech, '17
Gerri Green	2.0	Louisiana Tech, '17
Dez Harris	1.0	Louisiana Tech, '17
Leo Lewis	0.5	Louisiana Tech, '17
Jeffery Simmons	1.5	LSU, '17
Marquiss Spencer	0.5	LSU, '17

## INTERCEPTIONS

Player	INT	Opponent
Mark McLaurin	1	Louisiana Tech, '17

# THE LAST TIME MSU ...

## RUSHING

Had 400+ yards rushing: ..... at Ole Miss, 2016 (457)  
Had 300+ yards rushing: ..... at Louisiana Tech, 2017 (327)  
Had 250+ yards rushing: ..... vs. LSU, 2017 (285)  
Had 200+ yards rushing: ..... vs. LSU, 2017 (285)  
Had 70+ rushing attempts: ..... vs. Arkansas, 2010 (70)  
Had 60+ rushing attempts: ..... at Auburn, 2011 (63)  
Had 50+ rushing attempts: ..... vs. Charleston Southern, 2017 (50)  
Had seven+ rushing TDs: ..... vs. Middle Tennessee, 2000 (7)  
Had six+ rushing TDs: ..... vs. Middle Tennessee, 2000 (7)  
Had five+ rushing TDs: ..... vs. Northwestern State, 2015 (5)  
Had four+ rushing TDs: ..... at Ole Miss, 2016 (4)  
Had three+ rushing TDs: ..... at Louisiana Tech, 2017 (3)  
Had two+ players with 100 yards rushing: . at Louisiana Tech, 2017 (Fitzgerald 111, Williams 107)  
Had three+ players with 100 yards rushing: . .vs. NE Louisiana, 1996 (Tony Buckhalter 119, Nakia Greer 110, Robert Isaac 103)

## PASSING

Had 450+ yards passing: ..... at Arkansas, 2015 (508)  
Had 400+ yards passing: ..... vs. Samford, 2016 (417)  
Had 300+ yards passing: ..... vs. Arkansas, 2016 (328)  
Had 200+ yards passing: ..... vs. Charleston Southern, 2017 (274)  
Had 40+ pass attempts: ..... at Alabama, 2016 (43)  
Had 30+ pass attempts: ..... vs. Charleston Southern, 2017 (36)  
Had 25+ pass completions: ..... vs. UMass, 2016 (26)  
Had 20+ pass completions: ..... vs. Charleston Southern, 2017 (20)  
Had five+ passing TDs: ..... vs. Samford, 2016 (5)  
Had four+ passing TDs: ..... vs. Samford, 2016 (5)  
Had three+ passing TDs: ..... at Louisiana Tech, 2017 (3)  
Had four+ passes intercepted: ..... at LSU, 2010 (5)  
Had three+ passes intercepted: ..... at Alabama, 2014 (4)

## RECEIVING

Had two players with 100 yards receiving: ..... vs. Samford, 2016  
(Donald Gray, 207; Fred Ross, 107)  
Had 10+ different receivers catch a pass ..... vs. Charleston Southern, 2017 (11)  
Had eight+ different receivers catch a pass ..... vs. Charleston Southern, 2017 (11)

## COMBINATION OFFENSE

Had one 300-yard passer and one 100-yard rusher in a game: ..... vs. Brigham Young, 2001  
(Kevin Fant 346 pass & Dicenso Miller 119 rush)  
Had one 100-yard receiver and one 100-yard rusher in a game: ..... vs. UMass, 2016  
(Fred Ross 171 receiving & Nick Fitzgerald 131 rush)

## TOTAL OFFENSE

Had 600+ yards total offense: ..... vs. Samford, 2016 (669)  
Had 550+ yards total offense: ..... vs. Charleston Southern, 2017 (555)  
Had 500+ yards total offense: ..... vs. Charleston Southern, 2017 (555)  
Had 400+ yards total offense: ..... vs. LSU, 2017 (465)  
Had 85+ plays total offense: ..... vs. Charleston Southern, 2017 (86)  
Had 80+ plays total offense: ..... vs. Charleston Southern, 2017 (86)  
Had 75+ plays total offense: ..... vs. Charleston Southern, 2017 (86)

## SCORING

Scored 60+ points: ..... vs. Northwestern State, 2015 (62)  
Scored 50+ points: ..... at Louisiana Tech, 2017 (57)  
Scored 40+ points: ..... at Louisiana Tech, 2017 (57)  
Scored 30+ points: ..... vs. LSU, 2017 (37)  
Allowed 60+ points: ..... vs. South Carolina, 1995 (65)  
Allowed 50+ points: ..... vs. Arkansas, 2016 (58)  
Allowed 40+ points: ..... vs. Arkansas, 2016 (58)  
Allowed 30+ points: ..... at Georgia, 2017 (31)  
Was held scoreless: ..... at Ole Miss, 2008 (0-45)  
Was held scoreless at Scott Field: ..... vs. LSU, 2007 (0-45)  
Was held scoreless on the road: ..... at Ole Miss, 2008 (0-45)  
Was held scoreless at a non-campus site: ..... vs. Florida, 1989 (21-0 in Tampa, Fla.)  
Held opponent scoreless: ..... vs. Charleston Southern, 2017 (49-0)  
Held opponent scoreless at Scott Field: ..... vs. Charleston Southern, 2017 (49-0)  
Held opponent scoreless on the road: ..... at South Carolina, 1998 (38-0)  
Held opponent scoreless at neutral site: ..... vs. Kansas, 1981 Hall of Fame Bowl (10-0)  
Held opponent without a touchdown: ..... vs. Charleston Southern, 2017 (49-0)  
Held opponent without an offensive touchdown: ..... vs. Charleston Southern, 2017 (49-0)  
Held two opponents scoreless in one season: ..... 2014  
Held three opponents scoreless in one season: ..... 1963  
Held an SEC opponent scoreless: ..... vs. Vanderbilt, 2014 (51-0)  
Held two SEC opponents scoreless in one season: ..... 1998  
Scored a two-point conversion passing: . .vs. Arkansas, 2016 (Nick Fitzgerald to Fred Ross)  
Scored a two-point conversion rushing: ..... at Texas A&M, 2013 (Dak Prescott rush)  
Attempted a 2-point conversion: ..... vs. Arkansas, 2016 (2 - pass successful & pass failed)

## TURNOVERS

Committed eight+ turnovers: ..... at Arkansas, 2003 (8)  
Committed seven+ turnovers: ..... vs. LSU, 2007 (7)  
Had five+ fumbles: ..... vs. Georgia Tech, 2009 (5)  
Lost four+ fumbles: ..... vs. Georgia Tech, 2009 (4)  
Lost three+ fumbles: ..... vs. Arkansas, 2010 (3)  
Did not commit a turnover: ..... vs. LSU, 2017  
Did not cause a turnover: ..... vs. LSU, 2017  
Recorded six+ takeaways: ..... at Kentucky, 2007 (6)  
Recorded five+ takeaways: ..... vs. Arkansas, 2012 (5)  
Returned three+ interceptions for TDs: ..... vs. Arkansas State, 1994  
(Walt Harris - 41; Jimmy Lipscomb - 28; Dwayne Curry - 29)  
Returned two+ interceptions for TDs: ..... vs. Jackson State, 2012 (Darius Slay - 52, Matthew Wells - 22)  
Returned one interception for a TD: ..... at Ole Miss, 2016 (74 yards by Cedric Jiles)  
Returned a fumble for a TD: ..... at Louisiana Tech, 2017 (90 yards by Jeffery Simmons)  
Two players had 2+ interceptions: . .at Middle Tennessee, 2009 (Corey Broomfield - 2; Johnthan Banks - 2)

## DEFENSE

Held opponent to 10 or fewer first downs: ..... vs. Charleston Southern, 2017 (2)  
Held opponent to 0 or fewer yards rushing: ..... vs. Florida, 2000 (-78 yds, 22 att.)  
Held opponent to 25 or fewer yards rushing: . .vs. Charleston Southern, 2017 (18 yds, 39 att.)  
Held opponent to 50 or fewer yards rushing: . .vs. Charleston Southern, 2017 (18 yds, 39 att.)  
Held opponent to 50 or fewer yards passing: ..... vs. Charleston Southern, 2017 (15)  
Held opponent to 100 or fewer yards rushing: vs. Charleston Southern, 2017 (18 yds, 39 att.)  
Held opponent to 100 or fewer yards passing: ..... vs. Charleston Southern, 2017 (15)  
Held opponent to 100 or fewer yards total offense ..... vs. Charleston Southern, 2017 (33)  
Held opponent to 200 or fewer yards total offense: ..... vs. Charleston Southern, 2017 (33)  
Held opponent to 250 or fewer yards total offense: ..... vs. Charleston Southern, 2017 (33)  
Held opponent to 300 or fewer yards total offense: ..... vs. LSU, 2017 (270)  
Intercepted five+ passes: ..... at Memphis, 2002 (5)  
Intercepted four+ passes: ..... at Middle Tennessee, 2009 (4)  
Intercepted three+ passes: ..... vs. Samford, 2016 (3)  
Scored a safety: ..... vs. Charleston Southern, 2017 (2)  
Scored two+ safeties: ..... vs. Charleston Southern, 2017 (2)  
Recorded nine+ sacks: ..... at Ole Miss, 1996 (9.0)  
Recorded eight+ sacks: ..... vs. Oklahoma State, 1999 (8.0)  
Recorded six+ sacks: ..... at Kentucky, 2014 (7)  
Recorded five+ sacks: ..... vs. NC State, 2015 (5)  
Recorded four+ sacks: ..... at Louisiana Tech, 2017 (4)  
Did not record a sack: ..... vs. Arkansas, 2016  
Recorded 10+ tackles for loss ..... vs. Charleston Southern, 2017 (10.0)  
Had four players record 10+ tackles: . .vs. Texas A&M, 2012 (B. McKinney, C. Lawrence, N. Whitley, M. Wells)  
Had three players record 10+ tackles: . .vs. Texas A&M, 2012 (B. McKinney, C. Lawrence, N. Whitley, M. Wells)  
Had two players record 10+ tackles: ..... vs. Auburn, 2016 (R. Brown, M. McLaurin)

## SPECIAL TEAMS

Returned a punt for a TD: ..... vs. Troy, 2015 (Fred Ross - 77)  
Returned a blocked punt for a TD: ..... at Louisiana Tech, 2017 (Jeffery Simmons - 90)  
Returned a kickoff for a TD: ..... at Southern Miss, 2015 (Brandon Holloway - 100)  
Returned a blocked FG for a TD: ..... vs. Southern Miss, 2014 (Jay Hughes - 70)  
Blocked one punt: ..... at Louisiana Tech, 2017 (Jeffery Simmons)  
Blocked two punts: ..... vs. LSU, 1999 (Robert Bean, Eugene Clinton, Rob Knight)  
Blocked three punts: ..... vs. LSU, 1999 (Robert Bean, Eugene Clinton, Rob Knight)  
Punted 10+ times: ..... at Ole Miss, 2008 (10)  
Did not punt: ..... vs. Troy, 2013  
Blocked a field goal: ..... vs. Miami (Ohio), 2016 (Nelson Adams)  
Had a punt blocked: ..... at Missouri, 2015 (Kentrell Brothers)  
Had a field goal blocked: ..... at Arkansas, 2013 (Devon Bell 28-yard attempt)  
Blocked a PAT kick: ..... vs. Miami (Ohio), 2016 (Johnathan Calvin)  
Scored on a blocked PAT kick: ..... vs. Texas A&M, 2000 (Julius Griffith)  
Missed a kicking PAT: ..... at Ole Miss, 2016  
Had a kicking PAT blocked: ..... at Louisiana Tech, 2017  
Recovered an onside kick: ..... at LSU, 2016

## MISCELLANEOUS

Had 30+ first downs: ..... vs. UMass, 2016 (31)  
Had 20+ first downs: ..... vs. LSU, 2017 (13)  
Had 20+ penalties: ..... vs. Clemson, 1999 (21)  
Had 10+ penalties: ..... vs. Vanderbilt, 2014 (11)  
Had 100+ yards in penalties: ..... vs. Gardner-Webb, 2007 (102)  
Had 35 minutes+ of possession time: ..... vs. LSU, 2017 (35:55)  
Was involved in a tie game: ..... vs. Arkansas, 1993 (13-13)  
Was involved in an overtime game: ..... 2OT at BYU, 2016 (L, 28-21)



# THE LAST TIME AN MSU PLAYER ...

## RUSHING

Rushed 40+ times:..... Michael Davis vs. Ole Miss, 1993 (40)  
Rushed 35+ times:..... James Johnson vs. Alabama, 1998 (36)  
Rushed 30+ times:..... Vick Ballard vs. Arkansas, 2010 (33)  
Rushed 25+ times:..... Aeris Williams at Ole Miss, 2016 (25)  
Rushed for 250+ yards:..... Nick Fitzgerald at Ole Miss, 2016 (258)  
Rushed for 200+ yards:..... Nick Fitzgerald at Ole Miss, 2016 (258)  
Rushed for 175+ yards:..... Aeris Williams at Ole Miss, 2016 (191)  
Rushed for 150+ yards:..... Aeris Williams at Ole Miss, 2016 (191)  
Rushed for 125+ yards:..... Aeris Williams at Ole Miss, 2016 (191)  
Rushed for 100+ yards:..... Aeris Williams vs. LSU, 2017 (146)  
Rushed for 100+ yards (QB):..... Nick Fitzgerald at Louisiana Tech, 2017 (111)  
Rushed for four+ touchdowns:..... Nick Fitzgerald vs. Arkansas, 2016 (4)  
Rushed for three+ touchdowns:..... Nick Fitzgerald vs. Arkansas, 2016 (4)  
Rushed for two+ touchdowns:..... Nick Fitzgerald vs. LSU, 2017 (2)  
Had a run of 80+ yards:..... James Johnson at Alabama, 1997 (83)  
Had a run of 70+ yards:..... Nick Fitzgerald at Ole Miss, 2016 (70)  
Had a run of 60+ yards:..... Nick Fitzgerald at Ole Miss, 2016 (70)  
Had a run of 50+ yards:..... Aeris Williams at Louisiana Tech, 2017 (59)

## PASSING

Passed for 450+ yards:..... Dak Prescott at Arkansas, 2015 (508)  
Passed for 400+ yards:..... Nick Fitzgerald vs. Samford, 2016 (417)  
Passed for 300+ yards:..... Nick Fitzgerald vs. Arkansas, 2016 (328)  
Passed for 250+ yards:..... Nick Fitzgerald vs. Arkansas, 2016 (328)  
Passed for 200+ yards:..... Nick Fitzgerald vs. Charleston Southern, 2017 (239)  
Attempted 45+ passes:..... Dak Prescott at Arkansas, 2015 (50)  
Attempted 35+ passes:..... Nick Fitzgerald vs. Samford, 2016 (35)  
Completed 30+ passes:..... Nick Fitzgerald vs. Samford, 2016 (35)  
Completed 25+ passes:..... Nick Fitzgerald vs. Samford, 2016 (35)  
Completed 20+ passes:..... Nick Fitzgerald vs. Samford, 2016 (35)  
Threw four+ touchdown passes:..... Nick Fitzgerald vs. Samford, 2016 (5)  
Threw three+ touchdown passes:..... Nick Fitzgerald at Louisiana Tech, 2017 (3)  
Threw five+ interceptions:..... Michael Henig vs. LSU, 2007 (6)  
Threw four+ interceptions:..... Tyler Russell vs. Northwestern, 2012 (4)  
Threw three+ interceptions:..... Dak Prescott at Alabama, 2014 (3)  
Completed pass for 90+ yards:..... Kevin Fant to Terrell Grindle vs. Kentucky, 2002 (91)  
Completed pass for 80+ yards:..... Tyler Russell to Jameon Lewis at Memphis, 2011 (80)  
Completed pass for 70+ yards:..... Nick Fitzgerald to Donald Gray vs. Samford, 2016 (74)  
Completed pass for 60+ yards:..... Nick Fitzgerald to Farrod Green vs. Charleston So., 2017 (62)  
Completed pass for 50+ yards:..... Nick Fitzgerald to Farrod Green vs. Charleston So., 2017 (62)

## RECEIVING

Caught 15+ passes:..... Eric Moulds at Tennessee, 1995 (15)  
Caught 10+ passes:..... Fred Ross vs. Arkansas, 2016 (10)  
Caught seven+ passes:..... Fred Ross vs. Arkansas, 2016 (10)  
Had 200+ yards receiving:..... Donald Gray vs. Samford, 2016 (207)  
Had 175+ yards receiving:..... Donald Gray vs. Samford, 2016 (207)  
Had 150+ yards receiving:..... Fred Ross vs. Arkansas, 2016 (171)  
Had 100+ yards receiving:..... Fred Ross vs. Arkansas, 2016 (171)  
Caught three+ TD passes:..... Donald Gray vs. Samford, 2016 (3)  
Caught two+ TD passes:..... Fred Ross vs. Arkansas, 2016 (2)

## TOTAL OFFENSE

Had 450+ yards total offense:..... Nick Fitzgerald vs. Arkansas, 2016 (459)  
Had 400+ yards total offense:..... Nick Fitzgerald vs. Arkansas, 2016 (459)  
Had 350 yards+ total offense:..... Nick Fitzgerald at Ole Miss, 2016 (367)  
Had 300 yards+ total offense:..... Nick Fitzgerald at Ole Miss, 2016 (367)  
Had 100 yards both passing and rushing:..... N. Fitzgerald at Louisiana Tech, 2017 (111 rush, 124 pass)

## SCORING

Accounted for five+ touchdowns:..... Nick Fitzgerald at Louisiana Tech, 2017 (3 pass, 2 rush)  
Accounted for four+ touchdowns:..... Nick Fitzgerald vs. LSU, 2017 (2 pass, 2 rush)  
Accounted for three+ touchdowns:..... Nick Fitzgerald vs. LSU, 2017 (2 pass, 2 rush)  
Scored four+ touchdowns:..... Nick Fitzgerald vs. Arkansas, 2016 (4 rush)  
Scored three+ touchdowns:..... Nick Fitzgerald vs. Arkansas, 2016 (4 rush)  
Scored two+ touchdowns:..... Nick Fitzgerald vs. LSU, 2017 (2 rush)  
Scored two+ non-offensive TDs:..... Jeffery Simmons (FR & blkd punt) at Louisiana Tech, 2017

## DEFENSE

Intercepted three+ passes:..... Richie Brown vs. Texas A&M, 2014 (3)  
Intercepted two+ passes:..... Taveze Calhoun vs. Kentucky, 2015 (2)  
Intercepted a pass:..... Mark McLaurin at Louisiana Tech, 2017 (1)  
Recovered three+ fumbles:..... Chris Corroero vs. Memphis, 1987 (3)  
Recovered two+ fumbles:..... Kamau Jackson vs. Tennessee, 2002 (2)  
Recovered a fumble:..... Jeffery Simmons & Tre Brown at Louisiana Tech, 2017 (1)  
Forced two+ fumbles:..... Gerri Green at Louisiana Tech, 2017 (2)  
Forced a fumble:..... Leo Lewis vs. LSU, 2017 (1)  
Recorded five+ sacks:..... Greg Favors at Ole Miss, 1996 (5.5)  
Recorded three+ sacks:..... Willie Evans vs. Tulane, 2005 (3.0)  
Recorded two+ sacks:..... Gerri Green at Louisiana Tech, 2017 (2.0)  
Recorded five+ tackles for loss:..... Deljuan Robinson vs. Auburn, 2006 (5.0)  
Recorded three+ tackles for loss:..... A.J. Jefferson vs. South Alabama, 2016 (4.0)  
Recorded 20+ tackles:..... Mario Haggan vs. Arkansas, 2000 (20)  
Recorded 10+ tackles:..... Dez Harris at Georgia, 2017 (12)  
Recorded 10+ tackles in back-to-back games:..... Beniquez Brown, 2015 (Two Straight vs. Alabama (11), at Arkansas (12)  
Returned an interception for a touchdown:..... DeAndre Ward (35) vs. Samford, 2016

## SPECIAL TEAMS

Scored 10+ points kicking:..... Jace Christmann vs. LSU, 2017 (13)  
Kicked five+ field goals:..... Derek DePasquale vs. UAB, 2010 (5)  
Kicked four+ field goals:..... Derek DePasquale vs. UAB, 2010 (5)  
Kicked two field goals of 50+ yards:..... Brian Hazelwood vs. Memphis, 1997 (51, 53)  
Kicked one field goal of 50+ yards:..... Devon Bell vs. LSU, 2015 (52)  
Kicked a punt of 70+ yards:..... Devon Bell at South Alabama, 2014 (70)  
Kicked a punt of 60+ yards:..... Logan Cooke at Georgia, 2017 (67)  
Punted 10+ times:..... Blake McAdams at Ole Miss, 2008 (12)  
Totaled 175+ kick return yards:..... Jameon Lewis at Ole Miss, 2012 (183, 5 ret.)  
Totaled 150+ kick return yards:..... Jameon Lewis at Ole Miss, 2012 (183, 5 ret.)  
Totaled 100+ kick return yards:..... Keith Mixon vs. Arkansas, 2016 (106, 5 ret.)  
Totaled 50+ punt return yards:..... Fred Ross vs. Troy, 2015 (75, 3 ret.)

# THE LAST TIME AN OPPONENT ...

## RUSHING

Had 400+ yards rushing:	Georgia Tech, 2014 (452)
Had 300+ yards rushing:	Arkansas, 2016 (357)
Had 200+ yards rushing:	Georgia, 2017 (203)
Had 70+ rushing attempts:	Oklahoma State, 1998 (71)
Had 60+ rushing attempts:	Georgia Tech, 2014 (61)
Had 50+ rushing attempts:	Auburn, 2016 (58)
Had six+ rushing TDs:	Georgia Tech, 2014 (6)
Had four+ rushing TDs:	Arkansas, 2016 (5)
Had two players with 100 yds rushing:	Arkansas, 2016 (Williams 205, Whaley 112)

## PASSING

Had 400+ yards passing:	Samford, 2016 (468)
Had 300+ yards passing:	Ole Miss, 2016 (320)
Had 200+ yards passing:	Georgia, 2017 (201)
Had 60+ pass attempts:	Samford, 2016 (70)
Had 50+ pass attempts:	Samford, 2016 (70)
Had 40+ pass attempts:	Alabama, 2016 (41)
Had 30+ pass attempts:	Louisiana Tech, 2017 (30)
Had 40+ pass completions:	Samford, 2016 (42)
Had 30+ pass completions:	Alabama, 2016 (31)
Had 25+ pass completions:	Alabama, 2016 (31)
Had 20+ pass completions:	Miami (Ohio), 2016 (22)
Had five+ passing TDs:	Alabama, 2016 (5)
Had four+ passing TDs:	Alabama, 2016 (5)
Had three+ passing TDs:	Arkansas, 2016 (3)

## RECEIVING

Had two players with 100 yards receiving in a game:	Samford, 2016 (Karel Hamilton 213 and Kelvin McKnight 115)
Had four+ players catch five+ passes:	Arkansas, 2015 (5)
Had three+ players catch five+ passes:	Ole Miss, 2016 (3)
Had 12+ players catch a pass:	Troy, 2013 (12)
Had eight+ players catch a pass:	Ole Miss, 2016 (9)

## TOTAL OFFENSE

Had 650+ yards total offense:	Arkansas, 2016 (661)
Had 600+ yards total offense:	Arkansas, 2016 (661)
Had 550+ yards total offense:	Arkansas, 2016 (661)
Had 500+ yards total offense:	Ole Miss, 2016 (521)
Had 400+ yards total offense:	Georgia, 2017 (404)
Had 80+ plays total offense:	Louisiana Tech, 2017 (80)
Had 75+ plays total offense:	Louisiana Tech, 2017 (80)

## SCORING

Scored 60+ points:	South Carolina, 1995 (65)
Scored 50+ points:	Arkansas, 2016 (58)
Scored 40+ points:	Arkansas, 2016 (58)
Scored 30+ points:	Georgia, 2017 (31)
Scored a two-point conversion rushing:	Arkansas, 2016
Scored a two-point conversion passing:	Samford, 2016
Failed on a two-point conversion attempt:	Arkansas, 2016

## TURNOVERS

Had five+ fumbles:	Ole Miss, 2011 (6)
Had four+ fumbles lost:	LSU, 2004 (4)
Had three+ fumbles lost:	Arkansas, 2012 (3)
Committed five+ turnovers:	Arkansas, 2012 (5)
Did not commit a turnover:	LSU, 2017
Intercepted five+ MSU passes:	LSU, 2010 (5)
Intercepted four+ MSU passes:	Northwestern, 2012 (4)
Intercepted three+ MSU passes:	Alabama, 2014 (3)
Returned an interception for a TD:	Kentucky, 2016 (Marcus McWilson)
Returned a fumble for a TD:	LSU, 2014 (Danielle Hunter 25-yd fumble recovery)

## DEFENSE

Held MSU to 10 or fewer first downs:	Alabama, 2013 (10)
Recorded 10+ sacks:	Ole Miss, 2008 (11)
Recorded seven+ sacks:	Ole Miss, 2015 (7)
Scored a safety:	Texas A&M, 2013
Scored two safeties:	Florida, 2005
Held MSU to 25 or fewer yards rushing:	Alabama, 2011 (12)
Held MSU to 100 or fewer yards passing:	Kentucky, 2016 (81)
Held MSU to 50 or fewer yards passing:	Florida, 2010 (33)
Held MSU to 300 or less yards total offense:	Auburn, 2016 (289)
Held MSU to 200 or less yards total offense:	Alabama, 2013 (197)
Held MSU to 100 or fewer yards both rushing & passing:	Ole Miss, 2008 (-51 rush, 88 pass)

## SPECIAL TEAMS

Returned a punt for a TD:	Texas A&M, 2016 (Christian Kirk - 93)
Returned a blocked punt for a TD:	Ole Miss, 2013 (Terrell Grant - 0)
Returned a kickoff for a TD:	Tennessee, 2012 (Cordarrelle Patterson - 98)
Punted 10+ times:	Vanderbilt, 2009 (11)
Did not punt:	Arkansas, 2016
Missed a kicking PAT:	Arkansas, 2016
Missed two kicking PATs:	Tulane, 2006
Blocked a field goal:	Arkansas, 2013
Blocked a punt:	Missouri, 2015

## MISCELLANEOUS

Had 30+ first downs:	Ole Miss, 2016 (31)
Had 10+ penalties:	Texas A&M, 2013 (10)
Had 100+ yards in penalties:	LSU, 2017 (112)
Had 35 minutes+ of possession time:	Louisiana Tech, 2017 (36:08)
Had two 100-yard rushers and one 100-yard receiver:	Georgia Tech, 2014 (Days 171 rush, Thomas 121 rush, Waller 114 rec.)
Had one 100-yard rusher and one 100-yard receiver:	Alabama, 2016 (Hurts 100 rush, Stewart 156 rec.)

## INDIVIDUAL RUSHING

Rushed 40+ times:	Deuce McAllister (Ole Miss), 1998 (40)
Rushed 35+ times:	Kamryn Pettway (Auburn), 2016 (39)
Rushed for 200+ yards:	Rawleigh Williams III (Arkansas), 2016 (205)
Rushed for 175+ yards:	Rawleigh Williams III (Arkansas), 2016 (205)
Rushed for 150+ yards:	Rawleigh Williams III (Arkansas), 2016 (205)
Rushed for 125+ yards:	Rawleigh Williams III (Arkansas), 2016 (205)
Rushed for 100+ yards:	Akeem Judd (Ole Miss), 2016 (107)
Rushed for five+ touchdowns:	Carnell Williams (Auburn), 2003 (6)
Rushed for four+ touchdowns:	Rawleigh Williams III (Arkansas), 2016 (4)
Had a run of 80+ yards:	Marquis Young (UMass), 2016 (83)
Had a run of 70+ yards:	Marquis Young (UMass), 2016 (83)
Had a run of 60+ yards:	Jalen Hurts (Alabama), 2016 (60)
Had a run of 50+ yards:	Jalen Hurts (Alabama), 2016 (60)

## INDIVIDUAL PASSING

Passed for 450+ yards:	Devlin Hodges (Samford), 2016 (468)
Passed for 400+ yards:	Devlin Hodges (Samford), 2016 (468)
Passed for 300+ yards:	Shea Patterson (Ole Miss), 2016 (320)
Attempted 60+ passes:	Devlin Hodges (Samford), 2016 (69)
Attempted 50+ passes:	Devlin Hodges (Samford), 2016 (69)
Completed 30+ passes:	Devlin Hodges (Samford), 2016 (42)
Completed 20+ passes:	Gus Ragland (Miami (Ohio)), 2016 (22)
Threw five+ touchdown passes:	Brandon Allen (Arkansas), 2015 (7)
Threw four+ touchdown passes:	Jalen Hurts (Alabama), 2016 (4)
Completed a pass for 80+ yards:	Jacoby Brissett to Pharoah McKeever (NC State), 2015 (82)
Completed a pass for 70+ yards:	Jacoby Brissett to Pharoah McKeever (NC State), 2015 (82)

## INDIVIDUAL RECEIVING

Caught 10+ passes:	Karel Hamilton (Samford), 2016 (14)
Caught seven+ passes:	ArDarius Stewart (Alabama), 2016 (8)
Had 150+ yards receiving:	ArDarius Stewart (Alabama), 2016 (156)
Had 100+ yards receiving:	Marcus Gaines (Louisiana Tech), 2017 (104)
Caught three+ TD passes:	ArDarius Stewart (Alabama), 2016 (3)
Caught two+ TD passes:	Keon Hatcher (Arkansas), 2016 (2)

## INDIVIDUAL TOTAL OFFENSE

Had 500+ yards total offense:	Devlin Hodges (Samford), 2016 (513)
Had 400+ yards total offense:	Jalen Hurts (Alabama), 2016 (447)
Had 100 yards both passing and rushing:	Jalen Hurts (Alabama), 2016, (347 pass/100 rush)

## INDIVIDUAL SCORING

Accounted for six+ touchdowns:	Brandon Allen (Arkansas), 2015 (7 pass)
Accounted for five+ touchdowns:	Rawleigh Williams III (Arkansas), 2016 (4 rush, 1 pass)
Accounted for four+ touchdowns:	Rawleigh Williams III (Arkansas), 2016 (4 rush, 1 pass)
Scored four+ touchdowns:	Rawleigh Williams III (Arkansas), 2016 (4 rush)
Scored three+ touchdowns:	Rawleigh Williams III (Arkansas), 2016 (4 rush)

## INDIVIDUAL DEFENSE

Intercepted three+ passes:	Craig Steltz (LSU), 2007 (3)
Intercepted two+ passes:	Robert Lester (Alabama), 2010 (2)
Recorded three+ sacks:	Jonathan Allen (Alabama), 2015 (3, 17)
Recorded two+ sacks:	Carl Lawson (Auburn), 2016 (2.0, 13)

## SPECIAL TEAMS

Scored 10+ points kicking:	Adam Griffith (Alabama), 2016 (14)
Kicked five+ field goals:	Austin MacGinnis (Kentucky), 2016 (5)
Kicked four field goals:	Austin MacGinnis (Kentucky), 2016 (5)

# LONG DRIVE SUPERLATIVES

## Longest Drive

No. of Plays	MSU
By No. of Yards	12 (51 yards, 4:29) at Georgia (9/23), results in FG
By Time of Possession	80 (10 p, 3:39) vs. Charleston So. (9/2), results in TD
	5:36 (8p, 44 yds) vs. LSU (9/16), results in End of Half

## Opponents

15 (90 yds, 6:08) by LA Tech (9/9), TD
90 (15, 6:08) by LA Tech (9/9), TD
6:08 (15p, 90 yds) by LA Tech (9/9), TD

## MSU DRIVE CHARTS

### Charleston Southern

Qtr.	Time	Start	Pl-Yds	TOP	Result
1st	15:00	MSU 25	4-75	0:58	TOUCHDOWN
1st	11:42	MSU 22	15-63	4:53	Missed FG
1st	4:34	CSU 43	3-43	0:59	TOUCHDOWN
1st	3:09	CSU 40	6-40	1:45	TOUCHDOWN
2nd	14:49	MSU 36	5-19	2:35	Punt
2nd	9:03	MSU 44	7-33	1:55	FIELD GOAL
2nd	5:18	MSU 38	3-2	0:47	Punt
2nd	3:45	MSU 45	4-55	1:08	TOUCHDOWN
2nd	1:15	MSU 14	3-0	0:21	Punt
3rd	12:44	MSU 22	12-78	4:02	TOUCHDOWN
3rd	7:42	MSU 42	8-28	3:45	Missed FG
3rd	2:09	MSU 27	3-6	1:13	Punt
4th	14:07	MSU 41	3-0	2:14	Punt
4th	9:37	MSU 20	10-80	3:39	TOUCHDOWN
4th	1:51	MSU 13	3-13	1:51	End of Half

### at Louisiana Tech

Qtr.	Time	Start	Pl-Yds	TOP	Result
1st	13:21	MSU 25	3-0	0:49	Punt
1st	10:02	MSU 24	6-24	2:33	INT
1st	6:46	MSU 22	5-59	1:41	FIELD GOAL
1st	4:08	MSU 39	3-4	1:21	Punt
1st	1:06	LT 00	0-0	0:00	TOUCHDOWN
1st	0:16	LT 17	1-17	0:06	TOUCHDOWN
2nd	13:39	MSU 26	3-0	1:28	Punt
2nd	11:54	LT 14	2-14	0:27	TOUCHDOWN
2nd	8:19	MSU 25	4-75	1:07	TOUCHDOWN
2nd	4:37	MSU 24	11-76	3:56	TOUCHDOWN
3rd	15:00	MSU 28	2-72	0:33	TOUCHDOWN
3rd	9:48	MSU 10	0-0	0:00	TOUCHDOWN
3rd	7:30	MSU 41	9-59	4:06	TOUCHDOWN
4th	11:54	MSU 35	11-55	5:30	Turnover on Downs
4th	0:15	MSU 13	1-(-1)	0:15	End of Half

### LSU

Qtr.	Time	Start	Pl-Yds	TOP	Result
1st	11:07	MSU 20	5-29	2:27	Punt
1st	6:23	MSU 13	6-18	3:52	Punt
1st	0:48	MSU 35	8-65	2:10	TOUCHDOWN
2nd	9:44	MSU 25	10-63	4:40	FIELD GOAL
2nd	3:19	MSU 46	10-54	3:12	TOUCHDOWN
3rd	15:00	MSU 25	7-48	4:07	FIELD GOAL
3rd	8:20	MSU 21	6-79	3:10	TOUCHDOWN
3rd	4:09	LSU 39	5-29	2:14	FIELD GOAL
3rd	0:34	MSU 36	6-64	2:33	TOUCHDOWN
4th	10:22	MSU 25	3-2	1:54	Punt
4th	5:36	MSU 35	8-44	5:36	End of Half

### at Georgia

Qtr.	Time	Start	Pl-Yds	TOP	Result
1st	15:00	MSU 25	3- (-3)	2:13	Punt
1st	12:37	MSU 25	6-17	2:23	Punt
1st	6:16	MSU 25	3-8	1:06	Punt
1st	2:04	MSU 10	8-38	3:30	Punt
2nd	10:39	MSU 38	6-17	2:53	Punt
2nd	5:43	MSU 40	12-51	4:29	FIELD GOAL
3rd	12:24	MSU 25	3-6	1:56	Punt
3rd	8:48	MSU 43	4-15	1:30	Interception
3rd	5:48	MSU 25	2-0	0:22	Interception
3rd	0:52	MSU 25	3-3	1:07	Punt]
4th	12:32	MSU 22	11-67	4:12	Turnover on Downs
4th	3:00	UGA 48	10-46	3:00	End of Half

## OPP. DRIVE CHARTS

### Charleston Southern

Qtr.	Time	Start	Pl-Yds	TOP	Result
1st	13:56	CSU 23	3-9	2:14	Punt
1st	6:49	CSU 20	3-(-10)	2:15	Punt
1st	3:30	CSU 16	1-(-16)	0:10	SAFETY
1st	1:24	CSU 25	3-(-3)	1:35	Punt
2nd	12:14	CSU 11	6-15	3:11	Punt
2nd	7:02	CSU 19	3-2	1:44	Punt
2nd	4:31	CSU 1	2-(-1)	0:37	SAFETY
2nd	2:37	CSU 25	3-7	1:22	Punt
2nd	0:54	CSU 42	2-6	0:54	Half
3rd	15:00	CSU 25	3-6	2:16	Punt
3rd	8:37	CSU 9	3-1	0:55	Punt
3rd	3:57	CSU 30	3-3	1:48	Punt
3rd	0:56	CSU 27	3-(-22)	1:49	Punt
4th	11:53	CSU 31	3-2	2:16	Punt
4th	5:58	CSU 25	6-19	4:07	Punt

### at Louisiana Tech

Qtr.	Time	Start	Pl-Yds	TOP	Result
1st	15:00	LT 25	7-65	1:39	FIELD GOAL
1st	12:32	LT 20	3-0	0:49	Punt
1st	7:29	MSU 2	2-2	0:43	TOUCHDOWN
1st	5:05	LT 25	3- (-3)	0:57	Punt
1st	2:47	LT 17	3-7	1:41	Punt
1st	1:06	LT 25	2-18	0:50	Interception
1st	0:10	LT 25	3-8	1:31	Punt
2nd	12:11	LT 26	1- (-12)	0:17	Fumble
2nd	11:27	LT 25	6-9	3:08	Punt
2nd	7:12	LT 25	4-20	2:35	Punt
2nd	0:41	LT 25	8-47	0:41	FIELD GOAL
3rd	14:27	LT 25	10-65	4:39	Fumble
3rd	9:48	LT 25	3-0	2:18	Punt
3rd	3:24	LT 25	9-3	6:30	Punt
4th	6:24	LT 10	15-90	6:09	TOUCHDOWN

### LSU

Qtr.	Time	Start	Pl-Yds	TOP	Result
1st	15:00	LSU 25	6-16	3:53	Punt
1st	8:40	LSU 11	7-36	2:17	Punt
1st	2:31	LSU 19	3-7	1:43	Punt
2nd	13:38	LSU 35	8-65	3:54	TOUCHDOWN
2nd	5:04	LSU 25	3- (-2)	1:45	Punt
2nd	0:00	LSU 21	0-0	0:00	End of Half
3rd	10:53	LSU 25	5-17	2:33	Punt
3rd	5:04	LSU 19	3-3	0:55	Punt
3rd	1:55	LSU 25	3-5	1:21	Punt
4th	13:01	LSU 25	9-50	2:39	Turnover on Downs
4th	8:28	LSU 25	11-40	2:52	Turnover on Downs

### at Georgia

Qtr.	Time	Start	Pl-Yds	TOP	Result
1st	12:47	UGA 41	1-59	0:10	TOUCHDOWN
1st	10:14	UGA 22	8-78	3:58	TOUCHDOWN
1st	5:10	UGA 20	5-24	3:06	Punt
2nd	13:34	UGA 18	6-44	2:55	Fumble
2nd	7:46	UGA 10	3-6	2:03	Punt
2nd	1:08	UGA 25	2-5	1:08	End of Half
3rd	15:00	UGA 25	6-75	2:36	TOUCHDOWN
3rd	10:28	UGA 17	3-2	1:40	Punt
3rd	7:18	UGA 50	3-50	1:30	TOUCHDOWN
3rd	5:26	MSU 41	7-10	4:34	FIELD GOAL
4th	14:45	UGA 15	3-9	12:32	Punt
4th	8:20	UGA 11	8-37	5:20	Turnover on Downs



# DEFENSIVE GAME BY GAME STATISTICS

Tackles (UT-AT-TOT)	CSU	LT	LSU	at UGA	at AU	BYU	UK	A&M	UMass	Bama	at Ark	OM	TOTALS
Johnathan Abram	...	6-1-7	0-4-4	2-4-6									8-9-17
Fletcher Adams	1-1-2	1-1-2	1-2-3	0-1-1									3-5-8
Stephen Adegoke	0-1-1	2-1-3	...	...									2-2-4
Tre Brown	1-1-2	3-1-4	1-1-2	0-3-3									5-6-11
Brandon Bryant	0-1-1	1-0-1	2-3-5	1-0-1									4-4-8
Korey Charles	1-0-1	0-1-1	...	...									1-1-2
Tolando Cleveland	0-1-1	...	0-2-2	0-4-4									0-7-7
Cameron Dantzler	2-0-2	...	1-2-3	3-0-3									6-2-8
Lashard Durr	0-1-1	...	2-0-2	0-1-1									2-2-4
Willie Gay Jr.	1-1-2	1-0-1	...	1-3-4									3-4-7
J.T. Gray	2-3-5	1-2-3	1-5-6	1-5-6									5-15-20
Gerri Green	2-1-3	2-5-7	0-2-2	1-3-4									5-11-16
Dez Harris	3-3-6	4-2-6	0-6-6	1-11-12									8-22-30
Grant Harris	0-1-1	1-1-2	0-1-1	1-1-2									2-4-6
Braxton Hoyett	...	...	1-1-2	0-1-1									1-2-3
Kendell Jones	0-2-2	0-1-1	...	...									0-3-3
Kobe Jones	2-3-5	1-1-2	...	0-3-3									3-7-10
Traver Jung	2-1-3	0-1-1	0-1-1	...									2-3-5
Leo Lewis	0-1-1	1-2-3	1-7-8	0-3-3									2-13-15
Mark McLaurin	...	6-4-10	4-5-9	2-4-6									12-13-25
C.J. Morgan	1-1-2	3-0-3	...	...									4-1-5
Jamal Peters	1-0-1	0-1-1	0-3-3	1-2-3									2-6-8
Josiah Phillips	0-1-1	...	...	...									0-1-1
Chris Rayford	...	0-1-1	...	1-0-1									1-1-2
Jeffery Simmons	2-3-5	3-2-5	1-6-7	1-3-4									7-14-21
Maurice Smitherman	0-1-1	...	...	...									0-1-1
Marquiss Spencer	0-2-2	1-0-1	0-2-2	2-0-2									3-4-7
Montez Sweat	0-3-3	2-1-3	0-1-1	0-3-3									2-8-10
Cory Thomas	2-2-4	...	...	...									2-2-4
Erroll Thompson	0-3-3	2-1-3	...	1-5-6									3-9-12
Tim Washington	0-1-1	1-2-3	0-2-2	...									1-5-6

TFL-Yards	CSU	LT	LSU	at UGA	at AU	BYU	UK	A&M	UMass	Bama	at Ark	OM	TOTALS
Johnathan Abram	...	0.5-5	...	0.5-1									1.0-6
Fletcher Adams	1.5-8	...	...	...									1.5-8
Tre Brown	0.5-0	1.0-2	...	1.0-5									2.5-7
Cameron Dantzler	1.0-8	...	...	...									1.0-8
Willie Gay Jr.	1.0-3	...	...	...									1.0-3
J.T. Gray	...	...	1.0-1	...									1.0-1
Gerri Green	...	2.0-12	...	...									2.0-12
Dez Harris	1.0-1	1.0-2	...	...									2.0-3
Braxton Hoyett	...	...	1.0-1	...									1.0-1
Kendell Jones	0.5-2	...	...	...									0.5-2
Kobe Jones	1.5-4	...	...	...									1.5-4
Traver Jung	1.0-2	...	...	...									1.0-2
Leo Lewis	...	0.5-6	...	...									0.5-6
Jeffery Simmons	1.0-7	...	1.5-6	...									2.5-13
Marquiss Spencer	...	...	0.5-2	1.0-2									1.5-4
Montez Sweat	...	1.0-1	...	0.5-2									1.5-3

Sacks-Yards	CSU	LT	LSU	at UGA	at AU	BYU	UK	A&M	UMass	Bama	at Ark	OM	TOTALS
Johnathan Abram	...	0.5-5	...	...									0.5-5
Gerri Green	...	2.0-12	...	...									2.0-12
Dez Harris	...	1.0-2	...	...									1.0-2
Leo Lewis	...	0.5-6	...	...									0.5-6
Jeffery Simmons	1.0-7	...	1.5-6	...									2.5-13
Marquiss Spencer	...	...	0.5-2	...									0.5-2

# GAME 1

Charleston Southern 0  
MSU 49

Sept. 2, 2017  
Davis Wade Stadium  
Starkville, Miss.  
54,215

## Mississippi State

RUSHING	Att.	Gain	Lost	Net	TD	Long	Avg.
Aeris Williams	16	83	0	83	1	15	5.2
Kylin Hill	9	64	2	62	0	19	6.9
Nick Fitzgerald	7	43	2	41	1	19	5.9
Nick Gibson	6	41	0	41	0	12	6.8
Keytaon Thompson	6	38	2	36	0	16	6.0
Alec Murphy	2	9	0	9	0	6	4.5
Dontavian Lee	2	4	0	4	1	3	2.0
Bennie Braswell	1	4	0	4	0	4	4.0
Dedrick Thomas	1	1	0	1	0	1	1.0

PASSING	Com	Att	Int	Yds	TD	Long	Sacks
Nick Fitzgerald	16	29	0	239	2	62	0
Keytaon Thompson	4	7	0	35	1	11	0

RECEIVING	No.	Yds.	TD	Long
Donald Gray	3	57	0	24
Reggie Todd	3	24	0	11
Gabe Myles	3	19	1	8
Farrod Green	2	68	0	62
Dedrick Thomas	2	34	1	24
Jordan Thomas	2	18	0	12
Keith Mixon	1	15	0	15
Jesse Jackson	1	15	0	15
Jamal Couch	1	11	1	11
Osirus Mitchell	1	9	0	9
Nick Gibson	1	4	0	4

PUNTING	No.	Yds.	Avg.	Long	I20	TB
Kody Schexnayder	1	28	28.0	28	0	0
Logan Cooke	4	177	44.2	59	2	0

FIELD GOALS	Att.	Made	Long	KICKS
Tucker Day	3	1	40	made 40; missed 32, 47

ALL RETURNS	Punts			Kickoffs			Intercepted		
	No.	Yds.	Lg.	No.	Yds.	Lg.	No.	Yds.	Lg.
Donald Gray	0	0	0	1	52	52	0	0	0
Gabe Myles	3	22	19	1	23	23	0	0	0

## Charleston Southern

RUSHING	Att.	Gain	Lost	Net	TD	Long	Avg.
Ronnie Harris	7	18	0	18	0	5	2.6
Robert Mitchell	3	15	4	11	0	8	3.7
Terrance Wilson	3	9	0	9	0	5	3.0
Adam Allen	2	8	0	8	0	5	4.0
Geoffrey Wall	1	7	0	7	0	7	7.0
Chanin Hamilton	9	16	12	4	0	6	0.4
London Johnson	4	7	4	3	0	4	0.8
Elijah Henry	1	1	0	1	0	1	1.0
Noah Shuler	3	0	1	-1	0	0	-0.3
Shane Bucenell	5	6	23	-17	0	4	-3.4
TEAM	1	0	25	-25	0	0	-25.0

PASSING	Com	Att	Int	Yds	TD	Long	Sacks
Shane Bucenell	3	8	0	15	0	4	1

RECEIVING	No.	Yds.	TD	Long
Travay Hatten	1	7	0	4
Chanin Hamilton	1	5	0	4
Geoffrey Wall	1	3	0	3

PUNTING	No.	Yds.	Avg.	Long	I20	TB
Kyle Reighard	12	537	44.8	54	2	0

FIELD GOALS	Att.	Made	Long	KICKS
none				

ALL RETURNS	Punts			Kickoffs			Intercepted		
	No.	Yds.	Lg.	No.	Yds.	Lg.	No.	Yds.	Lg.
James Allen	0	0	0	4	63	23	0	0	0

## MSU Dominant in All Phases in Opener, 49-0

MSU turned in one of the most dominant defensive performances in its history in shutting out FCS Charleston Southern, 49-0, in the season-opener. The **Todd Grantham** era opened with the Bulldogs' first shutout since 2014 as MSU held the Bucs to 0.7 yards per play, representing the fewest allowed in school history. Charleston managed only two first downs and 33 yards of total offense - the fewest allowed by MSU since 1963. The Bulldogs put up 23 points in the first quarter as **Nick Fitzgerald** capped the first drive with a 2-yard run. Fitzgerald then found **Gabe Myles** for an 8-yard score. For the first time since 2000, MSU tallied two safeties with both coming in the first half. **Fletcher Adams**, making his first career start, played a crucial role in both. The Bulldogs led 35-0 at the break when Fitzgerald hit **Dedrick Thomas** for a 10-yard score. Eleven different MSU players caught passes on the day, while MSU's rushing attack pounded out 281 yards. Fitzgerald accounted for three touchdowns before sitting most of the second half. Redshirt freshman **Kobe Jones**, playing in his first career game, finished with six tackles, 2.5 tackles for loss and one forced fumble. **Jeffery Simmons** recorded the first sack of his career, while Adams had 1.5 tackles for loss. Grantham's defense finished with 10 tackles for loss, while Charleston Southern never crossed the 50-yard line.

Charleston So.	0	0	0	0	-0
Mississippi State	23	12	7	7	-49

1st	14:02	MSU	Nick Fitzgerald 2 yd run (Tucker Day kick)
	03:35	MSU	Gabe Myles 8 yd pass from Nick Fitzgerald (Tucker Day kick)
	03:20	MSU	TEAM safety
	01:24	MSU	Aeris Williams 2 yd run (Tucker Day kick)
2nd	07:08	MSU	Tucker Day 40 yd field goal
	03:54	MSU	TEAM safety
	02:37	MSU	Dedrick Thomas 10 yd pass from Nick Fitzgerald (Day kick)
3rd	08:42	MSU	Dontavian Lee 3 yd run (Tucker Day kick)
4th	05:58	MS	Jamal Couch 11 yd pass from K. Thompson (Christmann kick)

## Team Stats

	CSU	MSU
FIRST DOWNS	2	29
Rushing	2	17
Passing	0	11
Penalty	0	1
NET YARDS RUSHING	18	281
Rushing Attempts	39	50
Average Per Rush	0.5	5.6
NET YARDS PASSING	15	274
Completions-Attempts-Int	3-8-0	20-36-0
Average Per Attempt	1.9	7.6
Average Per Completion	5.0	13.7
TOTAL OFFENSE YARDS	33	555
Total offense plays	47	86
Average Gain Per Play	0.7	6.5
Penalties: Number-Yards	4-30	7-60
PUNTS-YARDS	12-537	5-205
KICKOFFS-YARDS	3-180	8-516
Punt returns: Number-Yards-TD	0-0-0	3-22-0
Kickoff returns: Number-Yds-TD	4-63-0	2-75-0
Interceptions: Number-Yds-TD	0-0-0	0-0-0
Fumble Returns: Number-Yds-TD	0-0-0	0-0-0
Possession Time	27:35	32:25
Third-Down Conversions	2 of 14	6 of 15
Fourth-Down Conversions	0 of 0	1 of 1
Red-Zone Scores-Chances	0-0	6-7
Sacks By: Number-Yards	0-0	1-7
PAT Kicks	0-0	6-6

# GAME 2

MSU 57  
Louisiana Tech 21

Sept. 9, 2017  
Davis Wade Stadium  
Starkville, Miss.  
28,100

## Mississippi State

RUSHING	Att.	Gain	Lost	Net	TD	Long	Avg.
Nick Fitzgerald	10	111	0	111	2	44	11.1
Aeris Williams	9	108	1	107	0	59	11.9
Kylin Hill	10	62	0	62	1	10	6.2
Dontavian Lee	2	15	0	15	0	9	7.5
Nick Gibson	5	20	5	15	0	11	3.0
Keytaon Thompson	2	11	0	11	0	7	5.5
Dedrick Thomas	1	7	0	7	0	7	7.0
TEAM	1	0	1	-1	0	0	-1.0

PASSING	Com	Att	Int	Yds	TD	Long	Sacks
Nick Fitzgerald	12	18	1	124	3	28	0
Keytaon Thompson	1	2	0	8	0	8	0

RECEIVING	No.	Yds.	TD	Long
Donald Gray	4	19	1	8
Dedrick Thomas	3	20	0	9
Jordan Thomas	2	25	1	17
Aeris Williams	1	28	0	28
Gabe Myles	1	21	1	21
Jesse Jackson	1	14	0	14
Justin Johnson	1	5	0	5

PUNTING	No.	Yds.	Avg.	Long	I20	TB
Logan Cooke	3	143	47.7	55	1	0

FIELD GOALS	Att.	Made	Long	KICKS
Tucker Day	1	1	36	made 36

ALL RETURNS	Punts			Kickoffs			Intercepted		
	No.	Yds.	Lg.	No.	Yds.	Lg.	No.	Yds.	Lg.
Gabe Myles	2	-4	5	0	0	0	0	0	0
Reggie Todd	0	0	0	1	2	2	0	0	0
Keith Mixon	0	0	0	3	42	15	0	0	0
Mark McLaurin	0	0	0	0	0	0	1	32	32
Jeffery Simmons	1	24	0	0	0	0	0	0	0

## Louisiana Tech

RUSHING	Att.	Gain	Lost	Net	TD	Long	Avg.
Boston Scott	13	96	0	96	0	24	7.4
Jarred Craft	18	83	2	81	0	16	4.5
Jaqwis Dancy	7	45	0	45	0	14	6.4
Israel Tucker	3	25	0	25	0	19	8.3
Kam McKnight	1	1	0	1	1	1	1.0
J'Mar Smith	7	24	33	-9	0	11	-1.3
TEAM	1	0	87	-87	0	0	-87.0

PASSING	Com	Att	Int	Yds	TD	Long	Sacks
J'Mar Smith	10-23-1	140	0	58	4		
Westin Elliott	3-6-0	23	1	10	0		
TEAM	0-1-0	0	0	0	0		

RECEIVING	No.	Yds.	TD	Long
Marcus Gaines	3	104	0	58
Teddy Veal	3	15	0	9
Cee Jay Powell	2	14	0	10
Kam McKnight	2	13	0	7
Boston Scott	2	8	0	6
Zach Cousar	1	9	1	9

PUNTING	No.	Yds.	Avg.	Long	I20	TB
Brady Farlow	7	273	39.0	47	0	0

FIELD GOALS	Att.	Made	Long	KICKS
Jonathan Barnes	2	2	45	made 27, 45

ALL RETURNS	Punts			Kickoffs			Intercepted		
	No.	Yds.	Lg.	No.	Yds.	Lg.	No.	Yds.	Lg.
Amik Robertson	0	0	0	0	0	0	1	61	61

## MSU Scores 36 Unanswered, Beats LA Tech, 57-21

Nick Fitzgerald accounted for five touchdowns as MSU rallied from a 9-0 deficit with 36 unanswered points to run past Louisiana Tech, 57-21, on a Saturday night in Ruston. Tech took advantage of a Fitzgerald interception and went up 9-0 with 6:46 to go in the first quarter. That is until defensive tackle Jeffery Simmons made his presence known with the first of two touchdowns on the night. Simmons skied into the air to block a punt and then recovered his own blocked punt in the endzone. Fitzgerald then found a groove, hitting **Jordan Thomas** and **Donald Gray** for touchdown passes on consecutive drives. Fitzgerald got into the scoring act himself with two spectacular touchdown runs to put MSU up 43-14 with 14:27 remaining in the third quarter. Simmons did it again, scooping up a **Gerri Green** forced fumble and returning it 90 yards for a touchdown on the ensuing drive. It was the longest fumble recovery score for the Bulldogs since 2000. Simmons finished with five tackles and became the first MSU defensive players with multiple scores in a game since Johnthan Banks had two against Florida in 2009. Green tallied two forced fumbles and two sacks, while **Mark McLaurin** was the Bulldogs' leading tackler with 10.

## Scoring

Mississippi State	16	20	21	0	- 57
Louisiana Tech	9	5	0	7	- 21

1st	13:21	LT	Jonathan Barnes 27 yd field goal
	06:46	LT	Kam McKnight 1 yd run (Jonathan Barnes kick blockd)
	05:05	MSU	Tucker Day 36 yd field goal
	01:06	MSU	Jeffery Simmons 0 yd blocked punt return (Tucker Day kick)
	00:10	MSU	Jordan Thomas 17 yd pass from N. Fitzgerald (Day kick blockd)
2nd	11:27	MSU	Donald Gray 6 yd pass from Nick Fitzgerald (Tucker Day kick)
	07:12	MSU	Nick Fitzgerald 30 yd run (Tucker Day kick)
	00:41	MSU	Gabe Myles 21 yd pass from Nick Fitzgerald (Day kick blockd)
	00:41	LT	Amik Robertson PAT return
	00:00	LT	Jonathan Barnes 45 yd field goal
3rd	14:27	MSU	Nick Fitzgerald 44 yd run (Jace Christmann kick)
	09:48	MSU	Jeffery Simmons 90 yd fumble recovery (Jace Christmann kick)
	03:24	MSU	Kylin Hill 2 yd run (Jace Christmann kick)
4th	00:15	LT	Zach Cousar 9 yd pass from Westin Elliott (Barnes kick)

## Team Stats

	MSU	LT
FIRST DOWNS	21	20
Rushing	15	12
Passing	6	5
Penalty	0	3
NET YARDS RUSHING	327	152
Rushing Attempts	40	50
Average Per Rush	8.2	3.0
NET YARDS PASSING	132	163
Completions-Attempts-Int	13-20-1	13-30-1
Average Per Attempt	6.6	5.4
Average Per Completion	10.2	12.5
TOTAL OFFENSE YARDS	459	315
Total offense plays	60	80
Average Gain Per Play	7.7	3.9
Fumbles: Number-Lost	0-0	3-2
Penalties: Number-Yards	6-70	6-60
PUNTS-YARDS	3-143	8-273
KICKOFFS-YARDS	10-650	4-216
Punt returns: Number-Yards-TD	3-20-1	0-0-0
Kickoff returns: Number-Yds-TD	4-44-0	0-0-0
Interceptions: Number-Yds-TD	1-32-0	1-61-0
Fumble Returns: Number-Yds-TD	1-90-1	0-0-0
Possession Time	23:52	36:08
Third-Down Conversions	5 of 10	4 of 15
Fourth-Down Conversions	0 of 1	1 of 2
Red-Zone Scores-Chances	4-5	3-5
Sacks By: Number-Yards	4-25	0-0

# GAME 3

#12/11 LSU  
MSU

7  
37

Sept. 16, 2017  
Davis Wade Stadium  
Starkville, Miss.  
60,596

## Mississippi State

RUSHING	Att.	Gain	Lost	Net	TD	Long	Avg.
Aeris Williams	23	147	1	146	0	28	6.3
Nick Fitzgerald	14	90	2	88	2	24	6.3
Nick Gibson	3	23	0	23	0	14	7.7
Keytaon Thompson	1	12	0	12	0	12	12.0
Kylin Hill	2	11	0	11	0	11	5.5
Dontavian Lee	3	9	2	7	0	5	2.3
Team	2	0	2	-2	0	0	-1.0

PASSING	Com	Att.	Int.	Yds.	TD	Long	Sacks
Nick Fitzgerald	15	23	0	180	2	45	1

RECEIVING	No.	Yds.	TD	Long
Keith Mixon	6	97	1	45
Donald Gray	3	19	0	11
Jordan Thomas	2	13	0	7
Farrod Green	1	22	0	22
Dedrick Thomas	1	20	1	20
Jesse Jackson	1	8	0	8
Aeris Williams	1	1	0	1

PUNTING	No.	Yds.	Avg.	Long	I20	TB
Logan Cooke	3	138	46.0	50	2	0

FIELD GOALS	Att.	Made	Long	KICKS
Jace Christmann	3	3	45	made 30, 45, 27

Punts			Kickoffs			Intercepted		
No.	Yds.	Lg.	No.	Yds.	Lg.	No.	Yds.	Lg.
Donald Gray	2	49	35	0	0	0	0	0

## LSU

RUSHING	Att.	Gain	Lost	Net	TD	Long	Avg.
Derrius Guice	15	77	1	76	0	25	5.1
Darrel Williams	5	29	0	29	1	10	5.8
Derrick Dillon	2	13	1	12	0	13	6.0
Danny Etling	4	18	8	10	0	11	2.5
Russell Gage	2	5	0	5	0	5	2.5
C. Edwards-Helaire	1	1	0	1	0	1	1.0

PASSING	Com	Att	Int	Yds	TD	Long	Sacks
Danny Etling	13	29	0	137	0	19	2

RECEIVING	No.	Yds.	TD	Long
DJ Chark	3	23	0	12
Darrel Williams	2	37	0	19
Derrick Dillon	2	21	0	11
J.D. Moore	2	20	0	14
Foster Moreau	2	17	0	15
Russell Gage	1	16	0	16
Derrius Guice	1	3	0	3

PUNTING	No.	Yds.	Avg.	Long	I20	TB
Josh Growden	7	286	40.9	53	1	0

FIELD GOALS	Att.	Made	Long	KICKS
none				

Punts			Kickoffs			Intercepted		
No.	Yds.	Lg.	No.	Yds.	Lg.	No.	Yds.	Lg.
C. Edwards-Helaire	0	0	0	2	40	21	0	0

## MSU Crushes No. 11 LSU in Most Dominant Win in Series History, 37-7

MSU handed No. 11 LSU its worst loss in the 111-year series history by a score of 37-7 in front of a raucous 60,596 on a Saturday night in Davis Wade Stadium. The win was the Bulldogs' first over the Tigers in Starkville since 1999 and it was MSU's largest margin of victory over a ranked opponent since 1942. **Nick Fitzgerald** accounted for four touchdowns, and **Aeris Williams** rushed for 146 yards - his second straight 100-yard game. The Bulldogs pounded out 285 yards on the ground, the most allowed by LSU under defensive coordinator Dave Aranda. MSU scored on seven consecutive drives. Fitzgerald had two first-half rushing scores, including a pivotal 3-yard dive with 0:07 remaining in the second quarter that put the Bulldogs up double digits and capped a 10-play, 54-yard drive. MSU outscored LSU 20-0 in the second half. **Todd Grantham's** defense held the Tigers to 3-of-13 on third down. LSU punted on three consecutive drives and turned it over on downs twice in the second half. **Jeffery Simmons** set the tone up front with a career-best seven tackle, 1.5 sacks and two quarter-back hurries. **Mark McLaurin** collected a team-high nine tackles. Walk-on **Jace Christmann** also converted the first field goals of his career.

## Scoring

LSU	0	7	0	0	-7
Mississippi State	0	17	13	7	-37

2nd 13:38 MSU Nick Fitzgerald 3 yd run (Jace Christmann kick)

09:44 LSU Darrel Williams 10 yd run (Jack Gonsoulin kick)

05:04 MSU Jace Christmann 30 yd field goal

00:07 MSU Nick Fitzgerald 3 yd run (Jace Christmann kick)

3rd 10:53 MSU Jace Christmann 45 yd field goal

05:10 MSU Keith Mixon 45 yd pass from Nick Fitzgerald (Christmann kick)

01:55 MSU Jace Christmann 27 yd field goal

4th 13:01 MSU Dedrick Thomas 20 yd pass from Fitzgerald (Christmann kick)

## Team Stats

	LSU	MSU
FIRST DOWNS	13	25
Rushing	5	12
Passing	6	9
Penalty	2	4
NET YARDS RUSHING	133	285
Rushing Attempts	29	48
Average Per Rush	4.6	5.9
NET YARDS PASSING	137	180
Completions-Attempts-Int	13-29-0	15-23-0
Average Per Attempt	4.7	7.8
Average Per Completion	10.5	12.0
TOTAL OFFENSE YARDS	270	465
Total offense plays	58	71
Average Gain Per Play	4.7	6.5
Fumbles: Number-Lost	1-0	0-0
Penalties: Number-Yards	9-112	5-49
PUNTS-YARDS	7-286	3-138
KICKOFFS-YARDS	2-130	8-515
Punt returns: Number-Yards-TD	0-0-0	2-49-0
Kickoff returns: Number-Yds-TD	2-40-0	0-0-0
Interceptions: Number-Yds-TD	0-0-0	0-0-0
Fumble Returns: Number-Yds-TD	0-0-0	0-0-0
Possession Time	24:05	35:55
Third-Down Conversions	3 of 13	7 of 13
Fourth-Down Conversions	0 of 2	0 of 0
Red-Zone Scores-Chances	1-1	5-6
Sacks By: Number-Yards	1-2	2-8
PAT Kicks	1-1	4-4
Field Goals	0-0	3-3
Points off turnovers	0	0



# GAME 4

#17/19 MSU 3  
#11/12 Georgia 31

Sept. 23, 2017  
Sanford Stadium  
Athens, Ga.  
92,746

## Mississippi State

RUSHING	Att.	Gain	Lost	Net	TD	Long	Avg.
Nick Gibson	5	53	1	52	0	39	10.4
Nick Fitzgerald	10	47	0	47	0	14	4.7
Aeris Williams	11	24	0	24	0	5	2.2
Kylin Hill	7	22	1	21	0	9	3.0
Keytaon Thompson	2	15	0	15	0	13	7.5
Keith Mixon	1	11	0	11	0	11	11.0
Dontavian Lee	1	7	0	7	0	7	7.0

PASSING	Com	Att	Int	Yds	TD	Long	Sacks
Fitzgerald, Nick	14	29	2	83	0	21	0
Keytaon Thompson	1	4	0	20	0	20	0

RECEIVING	No.	Yds.	TD	Long
Aeris Williams	5	12	0	9
Keith Mixon	3	12	0	5
Dedrick Thomas	2	41	0	21
Jesse Jackson	2	15	0	12
Donald Gray	2	13	0	7
Kylin Hill	1	10	0	10

PUNTING	No.	Yds.	Avg.	Long	I20	TB
Logan Cooke	7	315	45.0	67	4	1

FIELD GOALS	Att.	Made	Long	KICKS
Jace Christmann	1	1	26	made 26

ALL RETURNS	Punts			Kickoffs			Intercepted		
	No.	Yds.	Lg.	No.	Yds.	Lg.	No.	Yds.	Lg.
none									

## Georgia

RUSHING	Att.	Gain	Lost	Net	TD	Long	Avg.
Nick Chubb	15	83	2	81	2	28	5.4
D'Andre Swift	10	72	3	69	0	20	6.9
Sony Michel	7	32	0	32	0	8	4.6
Brian Herrien	9	26	5	21	0	7	2.3
Jake Fromm	1	0	0	0	0	0	0.0

PASSING	Com	Att.	Int.	Yds.	TD	Long	Sacks
Jake Fromm	9	12	0	201	2	59	0

RECEIVING	No.	Yds.	TD	Long
Terry Godwin	2	80	1	59
Javon Wims	2	43	0	27
Isaac Nauta	1	41	1	41
Mecole Hardman	1	18	0	18
Jackson Harris	1	8	0	8
D'Andre Swift	1	8	0	8
Sony Michel	1	3	0	3

PUNTING	No.	Yds.	Avg.	Long	I20	TB
Cameron Nizialek	4	182	45.5	54	1	0

FIELD GOALS	Att.	Made	Long	KICKS
Rodrigo Blankenship	1	1	49	made 49

ALL RETURNS	Punts			Kickoffs			Intercepted		
	No.	Yds.	Lg.	No.	Yds.	Lg.	No.	Yds.	Lg.
Mecole Hardman	1	-3	0	1	25	25	0	0	0
D. Sanders	0	0	0	0	0	0	1	15	15
Deandre Baker	0	0	0	0	0	0	1	22	22

## No. 11 Georgia Takes Control Early, Beats MSU, 31-3

No. 11 Georgia scored on a 59-yard flea-flicker on its first play from scrimmage and never looked back as No. 17 MSU lost its first game of the season by a score of 31-3 on a Saturday night in Sanford Stadium. The Bulldogs did not manage a touchdown and got on the board prior to the half with **Jace Christmann's** 26-yard field goal to cap a 12-play, 51-yard drive. **Nick Fitzgerald** failed to reach the endzone for the first time in six games. Georgia scored touchdowns on its first two offensive possessions. They outscored State 17-0 in the third quarter and went 75 yards on their first possession of the second half. MSU was held to 4.0 yards per play and only 103 yards through the air. Nick Gibson rushed for a career-best 52 yards, including a long of 39. Dez Harris recorded a game-high and career-high 12 tackles to go along with one forced fumble. Johnathan Abram, a Georgia transfer, added six tackles and 0.5 tackles for loss. State remained winless in Athens since its last win in 1956.

## Scoring

Mississippi State	0	3	0	0	- 3
Georgia	14	0	17	0	- 31

1st	12:37	UGA	Terry Godwin 59 yd pass from J. Fromm (R. Blankenship kick)
	06:16	UGA	Nick Chubb 7 yd run (R. Blankenship kick)
2nd	01:14	MSU	Jace Christmann 26 yd field goal
3rd	12:24	UGA	Nick Chubb 28 yd run (R. Blankenship kick)
	05:48	UGA	Isaac Nauta 41 yd pass from Jake Fromm (R. Blankenship kick)
	00:52	UGA	R. Blankenship 49 yd field goal

## Team Stats

	MSU	UGA
FIRST DOWNS	15	15
Rushing	10	7
Passing	5	7
Penalty	0	1
NET YARDS RUSHING	177	203
Rushing Attempts	37	42
Average Per Rush	4.8	4.8
NET YARDS PASSING	103	201
Completions-Attempts-Int	15-33-2	9-12-0
Average Per Attempt	3.1	16.8
Average Per Completion	6.9	22.3
TOTAL OFFENSE YARDS	280	404
Total offense plays	70	54
Average Gain Per Play	4.0	7.5
Fumbles: Number-Lost	0-0	1-1
Penalties: Number-Yards	4-35	4-35
PUNTS-YARDS	7-315	4-182
KICKOFFS-YARDS	2-130	6-390
Punt returns: Number-Yards-TD	0-0-0	1-(-3)-0
Kickoff returns: Number-Yds-TD	0-0-0	1-25-0
Interceptions: Number-Yds-TD	0-0-0	2-37-0
Fumble Returns: Number-Yds-TD	0-0-0	0-0-0
Possession Time	28:41	31:19
Third-Down Conversions	6 of 16	5 of 11
Fourth-Down Conversions	1 of 2	0 of 1
Red-Zone Scores-Chances	1-3	1-1
Sacks By: Number-Yards	0-0	0-0
PAT Kicks	0-0	4-4
Field Goals	1-1	1-1
Points off turnovers	0	10

**Mississippi State Football**  
**Mississippi State Combined Team Statistics (as of Sep 23, 2017)**  
**All games**

Date	Opponent	Score	Att.
Sep 02, 2017	CHARLESTON SOUTHERN	W 49-0	54215
Sep 09, 2017	at LATECH	W 57-21	28100
* Sep 16, 2017	#11 LSU	W 37-7	60596
* Sep 23, 2017	at #11 Georgia	L 3-31	92746

Record:	Overall	Home	Away	Neutral
All games	3-1	2-0	1-1	0-0
Conference	1-1	1-0	0-1	0-0
Non-Conference	2-0	1-0	1-0	0-0

Team Statistics	MS	OPP
FIRST DOWNS	90	50
Rushing	54	26
Passing	31	18
Penalty	5	6
RUSHING YARDAGE	1070	506
Rushing Attempts	175	160
Average Per Rush	6.1	3.2
Average Per Game	267.5	126.5
TDs Rushing	8	4
PASSING YARDAGE	689	516
Comp-Att-Int	63-112-3	38-79-1
Average Per Pass	6.2	6.5
Average Per Catch	10.9	13.6
Average Per Game	172.2	129.0
TDs Passing	8	3
TOTAL OFFENSE	1759	1022
Average Per Play	6.1	4.3
Average Per Game	439.8	255.5
KICK RETURNS: #-Yards	6-119	7-128
PUNT RETURNS: #-Yards	8-91	1--3
INT RETURNS: #-Yards	1-32	3-98
FUMBLES-LOST	0-0	9-3
PENALTIES-Yards	21-183	20-205
PUNTS-AVG	18-44.5	31-41.2
TIME OF POSSESSION/Game	30:13	29:47
3RD-DOWN Conversions	24/54	14/53
4TH-DOWN Conversions	2/4	1/5

Interceptions	no.	yds	avg	td	lg
Mark McLaurin	1	32	32.0	0	32

Punting	no.	yds	avg	lg	tb	fc	i20	50+	blk
Logan Cooke	17	773	45.5	67	1	10	9	6	0
Kody Schexnayder	1	28	28.0	28	0	0	0	0	0

Punt Returns	no.	yds	avg	td	lg
Gabe Myles	5	18	3.6	0	19
Donald Gray	2	49	24.5	0	35
Jeffery Simmons	1	24	24.0	1	0
Total	8	91	11.4	1	35
Opponents	1	-3	-3.0	0	0

Kick Returns	no.	yds	avg	td	lg
Keith Mixon	3	42	14.0	0	15
Donald Gray	1	52	52.0	0	52
Reggie Todd	1	2	2.0	0	2
Gabe Myles	1	23	23.0	0	23
Total	6	119	19.8	0	52
Opponents	7	128	18.3	0	25

All Purpose	g	rush	rcv	pr	kr	ir	total	avg/g
Aeris Williams	4	360	41	0	0	0	401	100.2
Nick Fitzgerald	4	287	0	0	0	0	287	71.8
Donald Gray	4	0	108	49	52	0	209	52.2
Keith Mixon	4	11	124	0	42	0	177	44.2
Kylin Hill	4	156	10	0	0	0	166	41.5
Total	4	1070	689	91	119	32	2001	500.2
Opponents	4	506	516	-3	128	98	1245	311.2

Total Offense	g	plays	rush	pass	total	avg/g
Nick Fitzgerald	4	140	287	626	913	228.2
Aeris Williams	4	59	360	0	360	90.0
Kylin Hill	4	28	156	0	156	39.0
Keytaon Thompson	4	24	74	63	137	34.2
Nick Gibson	4	19	131	0	131	32.8
Total	4	287	1070	689	1759	439.8
Opponents	4	239	506	516	1022	255.5

Rushing	gp	att	gain	loss	net	avg	td	lg	avg/g
Aeris Williams	4	59	362	2	360	6.1	1	59	90.0
Nick Fitzgerald	4	41	291	4	287	7.0	5	44	71.8
Kylin Hill	4	28	159	3	156	5.6	1	19	39.0
Nick Gibson	4	19	137	6	131	6.9	0	39	32.8
Keytaon Thompson	4	11	76	2	74	6.7	0	16	18.5
Dontavian Lee	4	8	35	2	33	4.1	1	9	8.2
Keith Mixon	4	1	11	0	11	11.0	0	11	2.8
Alec Murphy	3	2	9	0	9	4.5	0	6	3.0
Dedrick Thomas	4	2	8	0	8	4.0	0	7	2.0
B. Braswell	1	1	4	0	4	4.0	0	4	4.0
Total	4	175	1092	22	1070	6.1	8	59	267.5
Opponents	4	160	717	211	506	3.2	4	28	126.5

Passing	gp	effic	comp-att-int	pct	yds	td	lg	avg/g
Nick Fitzgerald	4	127.96	57-99-3	57.6	626	7	62	156.5
Keytaon Thompson	4	112.25	6-13-0	46.2	63	1	20	15.8
Total	4	126.14	63-112-3	56.2	689	8	62	172.2
Opponents	4	112.97	38-79-1	48.1	516	3	59	129.0

Receiving	gp	no.	yds	avg	td	lg	avg/g
Donald Gray	4	12	108	9.0	1	24	27.0
Keith Mixon	4	10	124	12.4	1	45	31.0
Dedrick Thomas	4	8	115	14.4	2	24	28.8
Aeris Williams	4	7	41	5.9	0	28	10.2
Jordan Thomas	4	6	56	9.3	1	17	14.0
Jesse Jackson	4	5	52	10.4	0	15	13.0
Gabe Myles	2	4	40	10.0	2	21	20.0
Farrod Green	4	3	90	30.0	0	62	22.5
Reggie Todd	4	3	24	8.0	0	11	6.0
Jamal Couch	4	1	11	11.0	1	11	2.8
Kylin Hill	4	1	10	10.0	0	10	2.5
Osirus Mitchell	2	1	9	9.0	0	9	4.5
Justin Johnson	4	1	5	5.0	0	5	1.2
Nick Gibson	4	1	4	4.0	0	4	1.0
Total	4	63	689	10.9	8	62	172.2
Opponents	4	38	516	13.6	3	59	129.0

Field Goals	fg	pct.	01-19	20-29	30-39	40-49	50-99	lg	blk
Tucker Day	2-4	50.0	0-0	0-0	1-2	1-2	0-0	40	0
Christmann,Jace	4-4	100.0	0-0	2-2	1-1	1-1	0-0	45	0

Scoring	td	fg	PAT	kick	rush	rcv	pass	dxp	saf	pts
Nick Fitzgerald	5	-	-	-	-	-	-	-	-	30
Jace Christmann	-	4-4	-	8-8	-	-	-	-	-	20
Tucker Day	-	2-4	-	8-10	-	-	-	-	-	14
Jeffery Simmons	2	-	-	-	-	-	-	-	-	12
Gabe Myles	2	-	-	-	-	-	-	-	-	12
Dedrick Thomas	2	-	-	-	-	-	-	-	-	12
Kylin Hill	1	-	-	-	-	-	-	-	-	6
Jamal Couch	1	-	-	-	-	-	-	-	-	6
Dontavian Lee	1	-	-	-	-	-	-	-	-	6
Jordan Thomas	1	-	-	-	-	-	-	-	-	6
Aeris Williams	1	-	-	-	-	-	-	-	-	6
Keith Mixon	1	-	-	-	-	-	-	-	-	6
Donald Gray	1	-	-	-	-	-	-	-	-	6
TEAM	-	-	-	-	-	-	-	-	2	4
Total	18	6-8	-	16-18	-	-	-	-	2	146
Opponents	7	3-3	-	6-7	-	-	-	1	-	59

Score by Quarters	1st	2nd	3rd	4th	OT	Total
Mississippi State	39	52	41	14	0	146
Opponents	23	12	17	7	0	59

##	Defensive Leaders	gp	ua	Tackles	a	tot	tfl/yds	Sacks	no-yds	Pass defense	int-yds	brup	qbh	Fumbles	rcv-yds	ff	blkd	kick	saf
11	Dez Harris	4	7	22	29	2.0-3		1.0-2					2			1			
41	Mark McLaurin	4	12	13	25					1-32	2								
94	Jeffery Simmons	4	7	14	21	2.5-13		2.5-13					2	1-90			2		
12	J.T. Gray	4	6	15	21	1.0-1										1			

Mississippi State Football  
Mississippi State Game Results (as of Sep 23, 2017)  
All games

Date	Opponent		Score	Overall	Conference	Time	Attend
Sep 02, 2017	CHARLESTON SOUTHERN	W	49-0	1-0	0-0	3:16	54215
Sep 09, 2017	at LATECH	W	57-21	2-0	0-0	3:26	28100
* Sep 16, 2017	#11 LSU	W	37-7	3-0	1-0	3:08	60596
* Sep 23, 2017	at #11 Georgia	L	3-31	3-1	1-1	3:05	92746

Mississippi State Football  
Mississippi State Overall Team Statistics (as of Sep 23, 2017)  
All games

Team Statistics	MS	OPP
SCORING	146	59
Points Per Game	36.5	14.8
Points Off Turnovers	20	16
FIRST DOWNS	90	50
Rushing	54	26
Passing	31	18
Penalty	5	6
RUSHING YARDAGE	1070	506
Yards gained rushing	1092	717
Yards lost rushing	22	211
Rushing Attempts	175	160
Average Per Rush	6.1	3.2
Average Per Game	267.5	126.5
TDs Rushing	8	4
PASSING YARDAGE	689	516
Comp-Att-Int	63-112-3	38-79-1
Average Per Pass	6.2	6.5
Average Per Catch	10.9	13.6
Average Per Game	172.2	129.0
TDs Passing	8	3
TOTAL OFFENSE	1759	1022
Total Plays	287	239
Average Per Play	6.1	4.3
Average Per Game	439.8	255.5
KICK RETURNS: #-Yards	6-119	7-128
PUNT RETURNS: #-Yards	8-91	1--3
INT RETURNS: #-Yards	1-32	3-98
KICK RETURN AVERAGE	19.8	18.3
PUNT RETURN AVERAGE	11.4	-3.0
INT RETURN AVERAGE	32.0	32.7
FUMBLES-LOST	0-0	9-3
PENALTIES-Yards	21-183	20-205
Average Per Game	45.8	51.2
PUNTS-Yards	18-801	31-1278
Average Per Punt	44.5	41.2
Net punt average	43.6	38.3
KICKOFFS-Yards	28-1811	15-916
Average Per Kick	64.7	61.1
Net kick average	42.2	38.1
TIME OF POSSESSION/Game	30:13	29:47
3RD-DOWN Conversions	24/54	14/53
3rd-Down Pct	44%	26%
4TH-DOWN Conversions	2/4	1/5
4th-Down Pct	50%	20%
SACKS BY-Yards	7-40	1-2
MISC YARDS	0	0
TOUCHDOWNS SCORED	18	7
FIELD GOALS-ATTEMPTS	6-8	3-3
ON-SIDE KICKS	0-0	0-0
RED-ZONE SCORES	(16-21) 76%	(5-7) 71%
RED-ZONE TOUCHDOWNS	(12-21) 57%	(4-7) 57%
PAT-ATTEMPTS	(16-18) 89%	(6-7) 86%
ATTENDANCE	114811	120846
Games/Avg Per Game	2/57406	2/60423
Neutral Site Games		0/0

Score by Quarters	1st	2nd	3rd	4th	OT	Total
Mississippi State	39	52	41	14	0	146
Opponents	23	12	17	7	0	59



Mississippi State Football  
Mississippi State Overall Individual Statistics (as of Sep 23, 2017)  
All games

Rushing	gp	att	gain	loss	net	avg	td	lg	avg/g
Aeris Williams	4	59	362	2	360	6.1	1	59	90.0
Nick Fitzgerald	4	41	291	4	287	7.0	5	44	71.8
Kylin Hill	4	28	159	3	156	5.6	1	19	39.0
Nick Gibson	4	19	137	6	131	6.9	0	39	32.8
Keytaon Thompson	4	11	76	2	74	6.7	0	16	18.5
Dontavian Lee	4	8	35	2	33	4.1	1	9	8.2
Keith Mixon	4	1	11	0	11	11.0	0	11	2.8
Alec Murphy	3	2	9	0	9	4.5	0	6	3.0
Dedrick Thomas	4	2	8	0	8	4.0	0	7	2.0
B. Braswell	1	1	4	0	4	4.0	0	4	4.0
TEAM	3	3	0	3	-3	-1.0	0	0	-1.0
Total	4	175	1092	22	1070	6.1	8	59	267.5
Opponents	4	160	717	211	506	3.2	4	28	126.5

Passing	gp	effic	comp-att-int	pct	yds	td	lg	avg/g
Nick Fitzgerald	4	127.96	57-99-3	57.6	626	7	62	156.5
Keytaon Thompson	4	112.25	6-13-0	46.2	63	1	20	15.8
Total	4	126.14	63-112-3	56.2	689	8	62	172.2
Opponents	4	112.97	38-79-1	48.1	516	3	59	129.0

Receiving	gp	no.	yds	avg	td	lg	avg/g
Donald Gray	4	12	108	9.0	1	24	27.0
Keith Mixon	4	10	124	12.4	1	45	31.0
Dedrick Thomas	4	8	115	14.4	2	24	28.8
Aeris Williams	4	7	41	5.9	0	28	10.2
Jordan Thomas	4	6	56	9.3	1	17	14.0
Jesse Jackson	4	5	52	10.4	0	15	13.0
Gabe Myles	2	4	40	10.0	2	21	20.0
Farrod Green	4	3	90	30.0	0	62	22.5
Reggie Todd	4	3	24	8.0	0	11	6.0
Jamal Couch	4	1	11	11.0	1	11	2.8
Kylin Hill	4	1	10	10.0	0	10	2.5
Osirus Mitchell	2	1	9	9.0	0	9	4.5
Justin Johnson	4	1	5	5.0	0	5	1.2
Nick Gibson	4	1	4	4.0	0	4	1.0
Total	4	63	689	10.9	8	62	172.2
Opponents	4	38	516	13.6	3	59	129.0

Punt Returns	no.	yds	avg	td	lg
Gabe Myles	5	18	3.6	0	19
Donald Gray	2	49	24.5	0	35
Jeffery Simmons	1	24	24.0	1	0
Total	8	91	11.4	1	35
Opponents	1	-3	-3.0	0	0

Interceptions	no.	yds	avg	td	lg
Mark McLaurin	1	32	32.0	0	32
Total	1	32	32.0	0	32
Opponents	3	98	32.7	0	61

Kick Returns	no.	yds	avg	td	lg
Keith Mixon	3	42	14.0	0	15
Gabe Myles	1	23	23.0	0	23
Reggie Todd	1	2	2.0	0	2
Donald Gray	1	52	52.0	0	52
Total	6	119	19.8	0	52
Opponents	7	128	18.3	0	25

Fumble Returns	no.	yds	avg	td	lg
Jeffery Simmons	1	90	90.0	1	90
Total	1	90	90.0	1	90
Opponents	0	0	0.0	0	0

**Mississippi State Football**  
**Mississippi State Overall Individual Statistics (as of Sep 23, 2017)**  
**All games**

Scoring	td	fg	PAT				dxp	saf	pts
			kick	rush	rcv	pass			
Nick Fitzgerald	5	-	-	-	-	-	-	-	30
Jace Christmann	-	4-4	8-8	-	-	-	-	-	20
Tucker Day	-	2-4	8-10	-	-	-	-	-	14
Deddrick Thomas	2	-	-	-	-	-	-	-	12
Jeffery Simmons	2	-	-	-	-	-	-	-	12
Gabe Myles	2	-	-	-	-	-	-	-	12
Dontavian Lee	1	-	-	-	-	-	-	-	6
Kylin Hill	1	-	-	-	-	-	-	-	6
Jamal Couch	1	-	-	-	-	-	-	-	6
Jordan Thomas	1	-	-	-	-	-	-	-	6
Donald Gray	1	-	-	-	-	-	-	-	6
Aeris Williams	1	-	-	-	-	-	-	-	6
Keith Mixon	1	-	-	-	-	-	-	-	6
TEAM	-	-	-	-	-	-	-	2	4
Total	18	6-8	16-18	-	-	-	-	2	146
Opponents	7	3-3	6-7	-	-	-	1	-	59

Total Offense	g	plays	rush	pass	total	avg/g
Nick Fitzgerald	4	140	287	626	913	228.2
Aeris Williams	4	59	360	0	360	90.0
Kylin Hill	4	28	156	0	156	39.0
Keytaon Thompson	4	24	74	63	137	34.2
Nick Gibson	4	19	131	0	131	32.8
Dontavian Lee	4	8	33	0	33	8.2
Keith Mixon	4	1	11	0	11	2.8
Alec Murphy	3	2	9	0	9	3.0
Deddrick Thomas	4	2	8	0	8	2.0
B. Braswell	1	1	4	0	4	4.0
TEAM	3	3	-3	0	-3	-1.0
Total	4	287	1070	689	1759	439.8
Opponents	4	239	506	516	1022	255.5

Field Goals	fg	pct.	01-19	20-29	30-39	40-49	50-99	lg	blk
Tucker Day	2-4	50.0	0-0	0-0	1-2	1-2	0-0	40	0
Christmann,Jace	4-4	100.0	0-0	2-2	1-1	1-1	0-0	45	0

FG Sequence	Mississippi State	Opponents
Charleston Southern	32,(40),47	-
LATECH	(36)	(27),(45)
LSU	(30),(45),(27)	-
Georgia	(26)	(49)

Numbers in (parentheses) indicate field goal was made.

Punting	no.	yds	avg	lg	tb	fc	i20	50+	blk
Logan Cooke	17	773	45.5	67	1	10	9	6	0
Kody Schexnayder	1	28	28.0	28	0	0	0	0	0
Total	18	801	44.5	67	1	10	9	6	0
Opponents	31	1278	41.2	54	0	16	4	5	1

Kickoffs	no.	yds	avg	tb	ob	retn	net	ydln
Logan Cooke	26	1681	64.7	18	1			
Tucker Day	2	130	65.0	2	0			
Total	28	1811	64.7	20	1	18.3	42.2	22
Opponents	15	916	61.1	9	0	19.8	38.1	26

**Mississippi State Football**  
**Mississippi State Overall Individual Statistics (as of Sep 23, 2017)**  
**All games**

All Purpose	g	rush	rcv	pr	kr	ir	total	avg/g
Aeris Williams	4	360	41	0	0	0	401	100.2
Nick Fitzgerald	4	287	0	0	0	0	287	71.8
Donald Gray	4	0	108	49	52	0	209	52.2
Keith Mixon	4	11	124	0	42	0	177	44.2
Kylin Hill	4	156	10	0	0	0	166	41.5
Nick Gibson	4	131	4	0	0	0	135	33.8
Dedrick Thoma	4	8	115	0	0	0	123	30.8
Farrod Green	4	0	90	0	0	0	90	22.5
Gabe Myles	2	0	40	18	23	0	81	40.5
Keytaon Thomp	4	74	0	0	0	0	74	18.5
Jordan Thomas	4	0	56	0	0	0	56	14.0
Jesse Jackson	4	0	52	0	0	0	52	13.0
Dontavian Lee	4	33	0	0	0	0	33	8.2
Mark McLaurin	4	0	0	0	0	32	32	8.0
Reggie Todd	4	0	24	0	2	0	26	6.5
Jeffery Simmons	4	0	0	24	0	0	24	6.0
Jamal Couch	4	0	11	0	0	0	11	2.8
Osirus Mitchell	2	0	9	0	0	0	9	4.5
Alec Murphy	3	9	0	0	0	0	9	3.0
Justin Johnson	4	0	5	0	0	0	5	1.2
B. Braswell	1	4	0	0	0	0	4	4.0
TEAM	3	-3	0	0	0	0	-3	-1.0
Total	4	1070	689	91	119	32	2001	500.2
Opponents	4	506	516	-3	128	98	1245	311.2

Mississippi State Football  
Mississippi State Overall Defensive Statistics (as of Sep 23, 2017)  
All games

##	Defensive Leaders	gp	Tackles				Sacks no-yds	Pass defense			Fumbles		blkd	
			ua	a	tot	tfl/yds		int-yds	brup	qbh	rcv-yds	ff	kick	saf
11	Dez Harris	4	7	22	29	2.0-3	1.0-2	.	.	2	.	1	.	.
41	Mark McLaurin	4	12	13	25	.	.	1-32	2	.	.	.	.	.
94	Jeffery Simmons	4	7	14	21	2.5-13	2.5-13	.	.	2	1-90	.	2	.
12	J.T. Gray	4	6	15	21	1.0-1	.	.	2	.	.	1	.	.
38	Johnathan Abram	4	8	9	17	1.0-6	0.5-5	.	1	.	.	.	.	.
4	Gerri Green	4	5	11	16	2.0-12	2.0-12	.	.	.	.	2	.	.
10	Leo Lewis	4	2	13	15	0.5-6	0.5-6	.	1	.	.	1	.	.
40	Erroll Thompson	4	3	9	12	.	.	.	.	.	.	.	.	.
52	Kobe Jones	4	4	7	11	2.5-5	.	.	.	.	.	1	.	.
96	Tre Brown	4	5	6	11	2.5-6	.	.	.	1	1-0	.	.	.
9	Montez Sweat	4	2	8	10	1.5-3	.	.	.	1	.	.	.	.
43	Fletcher Adams	4	3	5	8	1.5-8	.	.	1	.	.	1	.	.
13	Cameron Dantzler	4	6	2	8	1.0-8	.	.	1	.	.	.	.	.
2	Jamal Peters	4	2	6	8	.	.	.	.	.	1-0	.	.	.
1	Brandon Bryant	4	4	4	8	.	.	.	1	.	.	.	.	.
4S	Marquiss Spencer	4	3	4	7	1.5-4	0.5-2	.	.	.	.	.	.	.
7C	Tolando Cleveland	4	.	7	7	.	.	.	.	.	.	.	.	.
6A	Willie Gay Jr.	4	3	4	7	1.0-3	.	.	.	.	.	.	.	.
50	Tim Washington	4	1	5	6	.	.	.	.	.	.	.	.	.
90	Grant Harris	4	2	4	6	.	.	.	.	1	.	.	.	.
3	Traver Jung	3	2	3	5	1.0-2	.	.	.	.	.	.	.	.
29	C.J. Morgan	4	4	1	5	.	.	.	.	.	.	.	.	.
34	Cory Thomas	2	2	2	4	.	.	.	.	.	.	1	.	.
25	Lashard Durr	4	2	2	4	.	.	.	1	.	.	.	.	.
49	Stephen Adegoke	2	2	2	4	.	.	.	1	.	.	.	.	.
92	Kendell Jones	2	.	3	3	0.5-2	.	.	.	.	.	.	.	.
95	Braxton Hoyett	3	1	2	3	1.0-1	.	.	.	1	.	.	.	.
23	Keith Mixon	4	.	2	2	.	.	.	.	.	.	.	.	.
16	Korey Charles	2	1	1	2	.	.	.	.	.	.	.	.	.
24	Chris Rayford	4	1	1	2	.	.	.	.	.	.	.	.	.
73	Darryl Williams	4	1	.	1	.	.	.	.	.	.	.	.	.
45	Josiah Phillips	4	.	1	1	.	.	.	.	.	.	.	.	.
28	Dontavian Lee	4	.	1	1	.	.	.	.	.	.	.	.	.
86	Jesse Jackson	4	.	1	1	.	.	.	.	.	.	.	.	.
31	Maurice Smitherman	4	.	1	1	.	.	.	.	.	.	.	.	.
6	Donald Gray	4	1	.	1	.	.	.	.	.	.	.	.	.
7	Nick Fitzgerald	4	1	.	1	.	.	.	.	.	.	.	.	.
22	Aeris Williams	4	.	1	1	.	.	.	.	.	.	.	.	.
TM	TEAM	3	.	.	.	.	.	.	.	.	.	.	.	2
Total		4	103	192	295	23-83	7-40	1-32	11	8	3-90	8	2	2
Opponents		4	126	212	338	15-26	1-2	3-98	16	10	.	.	2	.



Mississippi State Football  
Mississippi State Team Game-by-Game (as of Sep 23, 2017)  
All games

TEAM STATISTICS

Date	Opponent	Rushing				Receiving				Passing				Kick Returns				Punt Returns				tot off
		no.	yds	td	lg	no.	yds	td	lg	cmp-att-int	yds	td	lg	no.	yds	td	lg	no.	yds	td	lg	
Sep 02	CHARLESTON SOUTHERN	50	281	3	19	20	274	3	62	20-36-0	274	3	62	2	75	0	52	3	22	0	19	555
Sep 09	at LATECH	40	327	3	59	13	132	3	28	13-20-1	132	3	28	4	44	0	15	3	20	1	5	459
Sep 16	LSU	48	285	2	28	15	180	2	45	15-23-0	180	2	45	0	0	0	0	2	49	0	35	465
Sep 23	at Georgia	37	177	0	39	15	103	0	21	15-33-2	103	0	21	0	0	0	0	0	0	0	0	280
Mississippi State		175	1070	8	59	63	689	8	62	63-112-3	689	8	62	6	119	0	52	8	91	1	35	1759
		160	506	4	28	38	516	3	59	38-79-1	516	3	59	7	128	0	25	1	-3	0	0	1022

Games: 4 • Avg/rush: 6.1 • Avg/catch: 10.9 • Pass effic: 126.14 • KR avg: 19.8 • PR avg: 11.4 • All purpose avg/game: 500.2 • Total offense avg/gm: 439.8

Date	Opponent	Tackles				Sacks no-yds	Fumble		Pass Defense			blkd kick	PAT Attempts			off		
		ua	a	total	tfl-yds		ff	fr-yds	int-yds	qbh	brup		kick	rush	rcv	saf	t/o	pts
Sep 02	CHARLESTON SOUTHE	24	44	68	10.0-36	1.0-7	4	0-0	0-0	2	1	0	6-6	0	0	2	0	49
Sep 09	at LATECH	43	32	75	6.0-27	4.0-25	2	2-90	1-32	0	4	2	6-8	0	0	0	20	57
Sep 16	LSU	15	56	71	4.0-10	2.0-8	1	0-0	0-0	6	6	0	4-4	0	0	0	0	37
Sep 23	at Georgia	21	60	81	3.0-10	0.0-0	1	1-0	0-0	0	0	0	0-0	0	0	0	0	3
Mississippi State		103	192	295	23.0-83	7.0-40	8	3-90	1-32	8	11	2	16-18	0	0	2	20	146
		126	212	338	15.0-26	1.0-2	0	0-0	3-98	10	16	2	6-7	0	0	0	16	59

		Punting									Field Goals			Kickoffs				
Date	Opponent	no.	yds	avg	long	blkd	tb	fc	50+	i20	md-att	long	blkd	no.	yds	avg	tb	ob
Sep 02	CHARLESTON SOUTHE	5	205	41.0	59	0	0	3	1	2	1-3	40	0	8	516	64.5	4	0
Sep 09	at LATECH	3	143	47.7	55	0	0	2	1	1	1-1	36	0	10	650	65.0	10	0
Sep 16	LSU	3	138	46.0	50	0	0	1	1	2	3-3	45	0	8	515	64.4	5	1
Sep 23	at Georgia	7	315	45.0	67	0	1	4	3	4	1-1	26	0	2	130	65.0	1	0
Mississippi State		18	801	44.5	67	0	1	10	6	9	6-8	45	0	28	1811	64.7	20	1
		31	1278	41.2	54	1	0	16	5	4	3-3	49	0	15	916	61.1	9	0

Mississippi State Football  
Mississippi State Opponent Game-by-Game (as of Sep 23, 2017)  
All games

OPPONENT STATISTICS

Date	Opponent	Rushing				Receiving				Passing				Kick Returns				Punt Returns				tot off
		no.	yds	td	lg	no.	yds	td	lg	cmp-att-int	yds	td	lg	no.	yds	td	lg	no.	yds	td	lg	
Sep 02	CHARLESTON SOUTHERN	39	18	0	8	3	15	0	4	3-8-0	15	0	4	4	63	0	23	0	0	0	0	33
Sep 09	at LATECH	50	152	1	24	13	163	1	58	13-30-1	163	1	58	0	0	0	0	0	0	0	0	315
Sep 16	LSU	29	133	1	25	13	137	0	19	13-29-0	137	0	19	2	40	0	21	0	0	0	0	270
Sep 23	at Georgia	42	203	2	28	9	201	2	59	9-12-0	201	2	59	1	25	0	25	1	-3	0	0	404
Opponents		160	506	4	28	38	516	3	59	38-79-1	516	3	59	7	128	0	25	1	-3	0	0	1022
		175	1070	8	59	63	689	8	62	63-112-3	689	8	62	6	119	0	52	8	91	1	35	1759

Games: 4 • Avg/rush: 3.2 • Avg/catch: 13.6 • Pass effic: 112.97 • KR avg: 18.3 • PR avg: -3.0 • All purpose avg/game: 311.2 • Total offense avg/gm: 255.5

Date	Opponent	Tackles				Sacks no-yds	Fumble		Pass Defense			blkd kick	PAT Attempts			off		
		ua	a	total	tfl-yds		ff	fr-yds	int-yds	qbh	brup		kick	rush	rcv	saf	t/o	pts
Sep 02	CHARLESTON SOUTHE	32	72	104	5.0-6	0.0-0	0	0-0	0-0	6	5	0	0-0	0	0	0	0	0
Sep 09	at LATECH	34	36	70	4.0-7	0.0-0	0	0-0	1-61	1	2	2	1-2	0	0	0	6	21
Sep 16	LSU	27	64	91	3.0-5	1.0-2	0	0-0	0-0	3	3	0	1-1	0	0	0	0	7
Sep 23	at Georgia	33	40	73	3.0-8	0.0-0	0	0-0	2-37	0	6	0	4-4	0	0	0	10	31
Opponents		126	212	338	15.0-26	1.0-2	0	0-0	3-98	10	16	2	6-7	0	0	0	16	59
		103	192	295	23.0-83	7.0-40	8	3-90	1-32	8	11	2	16-18	0	0	2	20	146

		Punting									Field Goals			Kickoffs				
Date	Opponent	no.	yds	avg	long	blkd	tb	fc	50+	i20	md-att	long	blkd	no.	yds	avg	tb	ob
Sep 02	CHARLESTON SOUTHE	12	537	44.8	54	0	0	5	2	2	0-0	0	0	3	180	60.0	1	0
Sep 09	at LATECH	8	273	34.1	47	1	0	4	0	0	2-2	45	0	4	216	54.0	0	0
Sep 16	LSU	7	286	40.9	53	0	0	4	2	1	0-0	0	0	2	130	65.0	2	0
Sep 23	at Georgia	4	182	45.5	54	0	0	3	1	1	1-1	49	0	6	390	65.0	6	0
Opponents		31	1278	41.2	54	1	0	16	5	4	3-3	49	0	15	916	61.1	9	0
		18	801	44.5	67	0	1	10	6	9	6-8	45	0	28	1811	64.7	20	1

Mississippi State Football  
Mississippi State Game Superlatives (as of Sep 23, 2017)  
All games

INDIVIDUAL GAME HIGHS

Rushes	23	Williams,Aeris vs LSU (Sep 16, 2017)
Yards Rushing	146	Williams,Aeris vs LSU (Sep 16, 2017)
TD Rushes	2	Nick Fitzgerald at LATECH (Sep 09, 2017)
	2	Fitzgerald,Nick vs LSU (Sep 16, 2017)
Long Rush	59	Aeris Williams at LATECH (Sep 09, 2017)
Pass attempts	29	Nick Fitzgerald vs Charleston Southern (Sep 02, 2017)
	29	Fitzgerald,Nick at Georgia (Sep 23, 2017)
Pass completions	16	Nick Fitzgerald vs Charleston Southern (Sep 02, 2017)
Yards Passing	239	Nick Fitzgerald vs Charleston Southern (Sep 02, 2017)
TD Passes	3	Nick Fitzgerald at LATECH (Sep 09, 2017)
Long Pass	62	Nick Fitzgerald vs Charleston Southern (Sep 02, 2017)
Receptions	6	Mixon,Keith vs LSU (Sep 16, 2017)
Yards Receiving	97	Mixon,Keith vs LSU (Sep 16, 2017)
TD Receptions	1	Gabe Myles vs Charleston Southern (Sep 02, 2017)
	1	Jamal Couch vs Charleston Southern (Sep 02, 2017)
	1	Dedrick Thomas vs Charleston Southern (Sep 02, 2017)
	1	Donald Gray at LATECH (Sep 09, 2017)
	1	Jordan Thomas at LATECH (Sep 09, 2017)
	1	Gabe Myles at LATECH (Sep 09, 2017)
	1	Mixon,Keith vs LSU (Sep 16, 2017)
	1	Thomas,Dedrick vs LSU (Sep 16, 2017)
Long Reception	62	Farrod Green vs Charleston Southern (Sep 02, 2017)
Field Goals	3	Christmann,Jace vs LSU (Sep 16, 2017)
Long Field Goal	45	Christmann,Jace vs LSU (Sep 16, 2017)
Punts	7	Cooke,Logan at Georgia (Sep 23, 2017)
Punting Avg	47.7	Logan Cooke at LATECH (Sep 09, 2017)
Long Punt	67	Cooke,Logan at Georgia (Sep 23, 2017)
Punts inside 20	4	Cooke,Logan at Georgia (Sep 23, 2017)
Long Punt Return	35	Gray,Donald vs LSU (Sep 16, 2017)
Long Kickoff Return	52	Donald Gray vs Charleston Southern (Sep 02, 2017)
Tackles	12	Harris,Dez at Georgia (Sep 23, 2017)
Sacks	2.0	Gerri Green at LATECH (Sep 09, 2017)
Tackles For Loss	2.5	Kobe Jones vs Charleston Southern (Sep 02, 2017)
Interceptions	1	Mark McLaurin at LATECH (Sep 09, 2017)

Mississippi State Football  
Mississippi State Game Superlatives (as of Sep 23, 2017)  
All games

TEAM GAME HIGHS

Rushes	50	vs Charleston Southern (Sep 02, 2017)
Yards Rushing	327	at LATECH (Sep 09, 2017)
Yards Per Rush	8.2	at LATECH (Sep 09, 2017)
TD Rushes	3	vs Charleston Southern (Sep 02, 2017)
	3	at LATECH (Sep 09, 2017)
Pass attempts	36	vs Charleston Southern (Sep 02, 2017)
Pass completions	20	vs Charleston Southern (Sep 02, 2017)
Yards Passing	274	vs Charleston Southern (Sep 02, 2017)
Yards Per Pass	7.8	vs LSU (Sep 16, 2017)
TD Passes	3	vs Charleston Southern (Sep 02, 2017)
	3	at LATECH (Sep 09, 2017)
Total Plays	86	vs Charleston Southern (Sep 02, 2017)
Total Offense	555	vs Charleston Southern (Sep 02, 2017)
Yards Per Play	7.7	at LATECH (Sep 09, 2017)
Points	57	at LATECH (Sep 09, 2017)
Sacks By	4	at LATECH (Sep 09, 2017)
First Downs	29	vs Charleston Southern (Sep 02, 2017)
Penalties	7	vs Charleston Southern (Sep 02, 2017)
Penalty Yards	60	vs Charleston Southern (Sep 02, 2017)
Turnovers	2	at Georgia (Sep 23, 2017)
Interceptions By	1	at LATECH (Sep 09, 2017)
Punts	7	at Georgia (Sep 23, 2017)
Punting Avg	47.7	at LATECH (Sep 09, 2017)
Long Punt	67	at Georgia (Sep 23, 2017)
Punts inside 20	4	at Georgia (Sep 23, 2017)
Long Punt Return	35	vs LSU (Sep 16, 2017)



Mississippi State Football  
Mississippi State Game Superlatives (as of Sep 23, 2017)  
All games

OPPONENT INDIVIDUAL GAME HIGHS

Rushes	18	CRAFT, Jarred, at LATECH (Sep 09, 2017)
Yards Rushing	96	SCOTT, Boston, at LATECH (Sep 09, 2017)
TD Rushes	2	Nick Chubb, at Georgia (Sep 23, 2017)
Long Rush	28	Nick Chubb, at Georgia (Sep 23, 2017)
Pass attempts	29	Danny Etling, vs LSU (Sep 16, 2017)
Pass completions	13	Danny Etling, vs LSU (Sep 16, 2017)
Yards Passing	201	Jake Fromm, at Georgia (Sep 23, 2017)
TD Passes	2	Jake Fromm, at Georgia (Sep 23, 2017)
Long Pass	59	Jake Fromm, at Georgia (Sep 23, 2017)
Receptions	3	GAINES, Marcus, at LATECH (Sep 09, 2017)
	3	VEAL, Teddy, at LATECH (Sep 09, 2017)
	3	DJ Chark, vs LSU (Sep 16, 2017)
Yards Receiving	104	GAINES, Marcus, at LATECH (Sep 09, 2017)
TD Receptions	1	COUSAR, Zach, at LATECH (Sep 09, 2017)
	1	Terry Godwin, at Georgia (Sep 23, 2017)
	1	Isaac Nauta, at Georgia (Sep 23, 2017)
Long Reception	59	Terry Godwin, at Georgia (Sep 23, 2017)
Field Goals	2	BARNES, J., at LATECH (Sep 09, 2017)
Long Field Goal	49	R. Blankenship, at Georgia (Sep 23, 2017)
Punts	12	REIGHARD, K., vs Charleston Southern (Sep 02, 2017)
Punting Avg	45.5	C. Nizialek, at Georgia (Sep 23, 2017)
Long Punt	54	REIGHARD, K., vs Charleston Southern (Sep 02, 2017)
	54	C. Nizialek, at Georgia (Sep 23, 2017)
Punts inside 20	2	REIGHARD, K., vs Charleston Southern (Sep 02, 2017)
Long Kickoff Return	25	Mecole Hardman, at Georgia (Sep 23, 2017)
Tackles	12	ROYER, D., vs Charleston Southern (Sep 02, 2017)
Sacks	0.5	Arden Key, vs LSU (Sep 16, 2017)
	0.5	Greg Gilmore, vs LSU (Sep 16, 2017)
Tackles For Loss	1.5	CRUZ, Z., vs Charleston Southern (Sep 02, 2017)
	1.5	Devin White, vs LSU (Sep 16, 2017)
Interceptions	1	ROBERTSON, Amik, at LATECH (Sep 09, 2017)
	1	Deandre Baker, at Georgia (Sep 23, 2017)
	1	D. Sanders, at Georgia (Sep 23, 2017)

Mississippi State Football  
Mississippi State Game Superlatives (as of Sep 23, 2017)  
All games

OPPONENT TEAM GAME HIGHS

Rushes	50	at LATECH (Sep 09, 2017)
Yards Rushing	203	at Georgia (Sep 23, 2017)
Yards Per Rush	4.8	at Georgia (Sep 23, 2017)
TD Rushes	2	at Georgia (Sep 23, 2017)
Pass attempts	30	at LATECH (Sep 09, 2017)
Pass completions	13	at LATECH (Sep 09, 2017)
	13	vs LSU (Sep 16, 2017)
Yards Passing	201	at Georgia (Sep 23, 2017)
Yards Per Pass	16.8	at Georgia (Sep 23, 2017)
TD Passes	2	at Georgia (Sep 23, 2017)
Total Plays	80	at LATECH (Sep 09, 2017)
Total Offense	404	at Georgia (Sep 23, 2017)
Yards Per Play	7.5	at Georgia (Sep 23, 2017)
Points	31	at Georgia (Sep 23, 2017)
Sacks By	1	vs LSU (Sep 16, 2017)
First Downs	20	at LATECH (Sep 09, 2017)
Penalties	9	vs LSU (Sep 16, 2017)
Penalty Yards	112	vs LSU (Sep 16, 2017)
Turnovers	3	at LATECH (Sep 09, 2017)
Interceptions By	2	at Georgia (Sep 23, 2017)
Punts	12	vs Charleston Southern (Sep 02, 2017)
Punting Avg	45.5	at Georgia (Sep 23, 2017)
Long Punt	54	vs Charleston Southern (Sep 02, 2017)
	54	at Georgia (Sep 23, 2017)
Punts inside 20	2	vs Charleston Southern (Sep 02, 2017)



# JOHNATHAN ABRAM

**SAFETY**  
6-0 • 210 • Jr. • JC  
Columbia, Miss.  
(Jones County JC)

# 38

## 2017 HIGHLIGHTS

- Made MSU debut against Charleston Southern (9/2).
- Recorded first-career start against Louisiana Tech (9/9) and tallied a career-best seven tackles.
- Tallied career-high four assisted tackles while recording the first pass break-up of his career against No. 11 LSU (9/16).
- Tied his career-best with four assisted tackles for a total of six against No. 11 Georgia (9/23), including 0.5 tackles for loss.

## CAREER STATS

YEAR	G/GS	TT	UT	AT	TFL-YDS	SCK-YDS	FF/FR	PBU	INT-YD
2017	4/2	17	8	9	1.0-6	0.5-5	0/0	1	0-0
<b>TOTALS</b>	<b>4/2</b>	<b>17</b>	<b>8</b>	<b>9</b>	<b>1.0-6</b>	<b>0.5-5</b>	<b>0/0</b>	<b>1</b>	<b>0-0</b>

## 2017 GAME-BY-GAME

OPPONENT	TT	UT	AT	TFL-YDS	SCK-YDS	FF/FR	PBU	INT-YD
Charleston Southern	0	0	0	0.0-0	0.0-0	0/0	0	0-0
at Louisiana Tech*	7	6	1	0.5-5	0.5-5	0/0	0	0-0
LSU	4	0	4	0.0-0	0.0-0	0/0	1	0-0
at Georgia	6	2	4	0.5-1	0.0-0	0/0	0	0-0
<b>TOTALS</b>	<b>17</b>	<b>8</b>	<b>9</b>	<b>1.0-6</b>	<b>0.5-5</b>	<b>0/0</b>	<b>1</b>	<b>0-0</b>



# FLETCHER ADAMS

**DEFENSIVE END**  
6-2 • 270 • So. • 1L  
Brandon, Miss.  
(Brandon)

# 43

## 2017 HIGHLIGHTS

- Made first-career start against Charleston Southern (9/2) and recorded his first-career forced fumble and two tackles, including a career-high 1.5 tackles for loss. Also helped force two safeties in the first half.
- Racked up a season-best three tackles and the first pass break-up of his career against No. 11 LSU (9/16).

## CAREER STATS

YEAR	G/GS	TT	UT	AT	TFL-YDS	SCK-YDS	FF/FR	PBU	INT-YD
2016	11/0	16	12	4	0.5-2	0.0-0	0/0	0	0-0
2017	4/2	8	3	5	1.5-8	0.0-0	1/0	1	0-0
<b>TOTALS</b>	<b>15/2</b>	<b>24</b>	<b>15</b>	<b>9</b>	<b>2.0-10</b>	<b>0.0-0</b>	<b>1/0</b>	<b>1</b>	<b>0-0</b>

## 2017 GAME-BY-GAME

OPPONENT	TT	UT	AT	TFL-YDS	SCK-YDS	FF/FR	PBU	INT-YD
Charleston Southern*	2	1	1	1.5-8	0.0-0	1/0	0	0-0
at Louisiana Tech	2	1	1	0.0-0	0.0-0	0/0	0	0-0
LSU	3	1	2	0.0-0	0.0-0	0/0	1	0-0
at Georgia*	1	0	1	0.0-0	0.0-0	0/0	0	0-0
<b>TOTALS</b>	<b>8</b>	<b>3</b>	<b>5</b>	<b>1.5-8</b>	<b>0.0-0</b>	<b>1/0</b>	<b>1</b>	<b>0-0</b>



# TRE BROWN

**DEFENSIVE TACKLE**  
6-4 • 305 • Jr. • RS  
Ackerman, Miss.  
(Copiah-Lincoln CC)

# 96

## 2017 HIGHLIGHTS

- Recorded two tackles in MSU debut versus Charleston Southern (9/2).
- Set a career high with four total tackles, including a career-best three solo tackles, while recovering his first fumble as a Bulldog against LA Tech (9/9).

## CAREER STATS

YEAR	G/GS	TT	UT	AT	TFL-YDS	SCK-YDS	FF/FR	PBU	INT-YD
2017	4/0	11	5	6	2.5-6	0.0-0	0/1	0	0-0
<b>TOTALS</b>	<b>4/0</b>	<b>11</b>	<b>5</b>	<b>6</b>	<b>2.5-6</b>	<b>0.0-0</b>	<b>0/1</b>	<b>0</b>	<b>0-0</b>

## 2017 GAME-BY-GAME

OPPONENT	TT	UT	AT	TFL-YDS	SCK-YDS	FF/FR	PBU	INT-YD
Charleston Southern	2	1	1	0.5-0	0.0-0	0/0	0	0-0
at Louisiana Tech	4	3	1	1.0-1	0.0-0	0/1	0	0-0
LSU	2	1	1	0.0-0	0.0-0	0/0	0	0-0
at Georgia	3	0	3	1.0-5	0.0-0	0/0	0	0-0
<b>TOTALS</b>	<b>11</b>	<b>5</b>	<b>6</b>	<b>2.5-6</b>	<b>0.0-0</b>	<b>0/1</b>	<b>0</b>	<b>0-0</b>



# BRANDON BRYANT

**SAFETY**  
6-0 • 215 • Jr. • 2L  
Tunica, Miss.  
(Rosa Fort)

# 1

## 2017 HIGHLIGHTS

- Turned in his first multi-tackle game of the season with five against No. 11 LSU (9/16).

## CAREER STATS

YEAR	G/GS	TT	UT	AT	TFL-YDS	SCK-YDS	FF/FR	PBU	INT-YD
2015	13/8	63	46	17	2.0-19	1.5-17	1/0	3	3-73
2016	13/10	62	35	27	1.0-2	0.0-0	0/0	2	1-19
2017	4/3	8	4	4	0.0-0	0.0-0	0/0	1	0-0
<b>TOTALS</b>	<b>30/21</b>	<b>133</b>	<b>85</b>	<b>48</b>	<b>3.0-21</b>	<b>1.5-17</b>	<b>1/0</b>	<b>6</b>	<b>4-92</b>

## 2017 GAME-BY-GAME

OPPONENT	TT	UT	AT	TFL-YDS	SCK-YDS	FF/FR	PBU	INT-YD
Charleston Southern*	1	0	1	0.0-0	0.0-0	0/0	0	0-0
at Louisiana Tech*	1	1	0	0.0-0	0.0-0	0/0	0	0-0
LSU*	5	2	3	0.0-0	0.0-0	0/0	0	0-0
at Georgia	1	1	0	0.0-0	0.0-0	0/0	0	0-0
<b>TOTALS</b>	<b>8</b>	<b>4</b>	<b>4</b>	<b>0.0-0</b>	<b>0.0-0</b>	<b>0/0</b>	<b>0</b>	<b>0-0</b>



**KOREY  
CHARLES**  
DEFENSIVE BACK  
5-10 • 179 • RFr. • RS  
Miami, Fla.  
(North Florida Christian HS)  
**16**

#### 2017 HIGHLIGHTS

- Made collegiate debut against Charleston Southern (9/2) and recorded a solo tackle.

#### CAREER STATS

YEAR	G/GS	TT	UT	AT	TFL-YDxS	SCK-YDS	FF/FR	PBU	INT-YD
2017	2/0	2	1	1	0.0-0	0.0-0	0/0	0	0-0
<b>TOTALS</b>	<b>2/0</b>	<b>2</b>	<b>1</b>	<b>1</b>	<b>0.0-0</b>	<b>0.0-0</b>	<b>0/0</b>	<b>0</b>	<b>0-0</b>

#### 2017 GAME-BY-GAME

OPPONENT	TT	UT	AT	TFL-YDS	SCK-YDS	FF/FR	PBU	INT-YD
Charleston Southern	1	1	0	0.0-0	0.0-0	0/0	0	0-0
at Louisiana Tech	1	0	1	0.0-0	0.0-0	0/0	0	0-0
LSU				---DNP---				
at Georgia				---DNP---				
<b>TOTALS</b>	<b>2</b>	<b>1</b>	<b>1</b>	<b>0.0-0</b>	<b>0.0-0</b>	<b>0/0</b>	<b>0</b>	<b>0-0</b>



**TOLANDO  
CLEVELAND**  
CORNERBACK  
6-0 • 194 • Sr. • 3L  
Powder Springs, Ga.  
(Hillgrove)  
**7**

#### 2017 HIGHLIGHTS

- Made return from injury and recorded an assisted tackle in season opener versus Charleston Southern (9/2).
- Tallied his first multi-tackle game of the season with two against No. 11 LSU (9/16).
- Recorded a season-high four tackles against No. 11 Georgia (9/23).

#### CAREER STATS

YEAR	G/GS	TT	UT	AT	TFL-YDS	SCK-YDS	FF/FR	PBU	INT-YD
2013	12/0	11	2	9	0.5-1	0.0-0	2/1	1	0-0
2014	13/0	29	21	8	2.0-6	0.5-4	0/1	7	2-50
2015	13/10	42	27	15	4.5-22	1.0-5	1/0	3	0-0
2017	4/4	7	7	3	0.0-0	0.0-0	0/0	0	0-0
<b>TOTALS</b>	<b>42/14</b>	<b>89</b>	<b>54</b>	<b>35</b>	<b>7.0-29</b>	<b>1.5-9</b>	<b>3/2</b>	<b>11</b>	<b>2-50</b>

#### 2017 GAME-BY-GAME

OPPONENT	TT	UT	AT	TFL-YDS	SCK-YDS	FF/FR	PBU	INT-YD
Charleston Southern*	1	0	1	0.0-0	0.0-0	0/0	0	0-0
at Louisiana Tech*	0	0	0	0.0-0	0.0-0	0/0	0	0-0
LSU*	2	0	2	0.0-0	0.0-0	0/0	0	0-0
at Georgia*	4	0	4	0.0-0	0.0-0	0/0	0	0-0
<b>TOTALS</b>	<b>7</b>	<b>0</b>	<b>7</b>	<b>0.0-0</b>	<b>0.0-0</b>	<b>0/0</b>	<b>0</b>	<b>0-0</b>



**JACE  
CHRISTMANN**  
KICKER  
6-0 • 195 • RFr. • RS  
Houston, Texas  
(Memorial)  
**47**

#### 2017 HIGHLIGHTS

- Saw action in the second half against LA Tech (9/9), going a perfect 3-for-3 in PAT attempts to set a new career best.
- Attempted the first field goals of his career against No. 11 LSU (9/16), going 3-for-3 after connecting on 27-yard, 30-yard, 45-yard attempts. He is the first MSU kicker to make three FGs in a game since Devon Bell went 3-for-3 against South Alabama on Sept. 22, 2012.
- His 45-yard FG against LSU was the longest made by MSU's special teams over the first three games of the season and the longest made by a MSU kicker since Westin Graves booted a 47-yard field goal against Alabama on Nov. 12, 2016.
- Tallied MSU's lone points against No. 11 Georgia (9/23) with a 26-yard FG to improve to 4-for-4 on the season in FG attempts.

#### CAREER STATS

YEAR	G	PAT/ATT	PCT.	FG/ATT	PCT.	PTS
2017	4	8/8	1.000	4/4	1.000	30
<b>TOTALS</b>	<b>4</b>	<b>8/8</b>	<b>1.000</b>	<b>4/4</b>	<b>1.000</b>	<b>30</b>

#### FIELD GOAL BREAKDOWN

YEAR	1-19	20-29	30-39	40-49	50+	LG	BLK
2017	0-0	2-2	1-1	1-1	0-0	0	0
<b>TOTALS</b>	<b>0-0</b>	<b>2-2</b>	<b>1-1</b>	<b>1-1</b>	<b>0-0</b>	<b>0</b>	<b>0</b>



## LOGAN COOKE

PUNTER / KICKER  
6-5 • 230 • Sr. • 3L  
Darbun, Miss.  
(Columbia Academy)

# 43

### RAY GUY AWARD PRESEASON WATCH LIST

#### 2017 HIGHLIGHTS

- Booted four punts against Charleston Southern (9/2), pinning CSU inside the 20 twice. Three of his seven kickoffs went for touchbacks.
- Set career-high with nine kickoff touchbacks against Louisiana Tech (9/9), racking up a career-best 585 kickoff yards for an average of 65.0 yards per kick.
- Pinned No. 11 LSU (9/16) inside the 20 on two of his three punts, while recording five touchbacks over his eight kick-off attempts.
- Tied his career high with seven punts against No. 11 Georgia (9/23) while totaling a career-best 315 yards to average 45.0 yards per punt.

#### CAREER PUNTING STATS

YEAR	G	NO.	YARDS	LG	AVG	I20	50+
2014	9	10	414	51	41.4	2	1
2015	13	44	1856	65	42.2	16	12
2016	10	44	1760	68	40.0	22	9
2017	4	17	773	67	45.5	9	6
TOTALS	36	115	4,803	68	41.8	49	28

#### CAREER KICKOFF STATS

YEAR	G	NO.	YARDS	AVG	TB
2014	9	54	3334	61.7	15
2015	13	4	197	49.2	2
2016	10	25	1583	63.3	14
2017	4	26	1681	64.7	18
TOTALS	35	109	6,795	62.3	49



## JAMAL COUCH

WIDE RECEIVER  
6-4 • 227 • So. • 1L  
Phenix City, Ala.  
(Central)

# 17

#### 2017 HIGHLIGHTS

- Scored first-career touchdown on an 11-yard reception against Charleston Southern (9/2).

#### CAREER RECEIVING STATS

YEAR	G/S	NO.	YDS	AVG.	TD
2016	11/0	8	113	14.1	0
2017	4/0	1	11	11.0	1
TOTALS	15/0	9	124	13.8	1

#### 2017 RECEIVING GAME-BY-GAME

OPPONENT	NO.	YDS	AVG.	TD
Charleston Southern	1	11	11.0	1
at Louisiana Tech	0	0	0.0	0
LSU	0	0	0.0	0
at Georgia	0	0	0.0	0
TOTALS	1	11	11.0	1



## CAMERON DANTZLER

CORNERBACK  
6-2 • 175 • RFr. • RS  
Hammond, La.  
(St. Thomas Aquinas)

# 13

#### 2017 HIGHLIGHTS

- Tallied two solo tackles in collegiate debut against Charleston Southern (9/2), including one tackle for loss.
- Recorded a career-high three tackles against No. 11 LSU (9/16), while also tallying the first pass break-up of his career.
- Tied his career high with three solo tackles against No. 11 Georgia (9/23).

#### CAREER STATS

YEAR	G/GS	TT	UT	AT	TFL-YDS	SCK-YDS	FF/FR	PBU	INT-YD
2017	4/0	8	6	2	1.0-8	0.0-0	0/0	1	0-0
TOTALS	4/0	8	6	2	1.0-8	0.0-0	0/0	1	0-0

#### 2017 GAME-BY-GAME

OPPONENT	TT	UT	AT	TFL-YDS	SCK-YDS	FF/FR	PBU	INT-YD
Charleston Southern	2	2	0	1.0-8	0.0-0	0/0	0	0-0
at Louisiana Tech*	0	0	0	0.0-0	0.0-0	0/0	0	0-0
LSU	3	1	2	0.0-0	0.0-0	0/0	1	0-0
at Georgia	3	0	3	0.0-0	0.0-0	0/0	0	0-0
TOTALS	8	6	2	1.0-8	0.0-0	0/0	1	0-0



## TUCKER DAY

KICKER/PUNTER  
6-0 • 206 • Fr. • HS  
Brentwood, Tenn.  
(Brentwood)

# 42

#### 2017 HIGHLIGHTS

- Connected on a 40-yard field goal in collegiate debut versus Charleston Southern (9/2).
- Booted a 36-yard field goal while tallying a touchback on his lone kick-off attempt at Louisiana Tech (9/9).

#### CAREER STATS

YEAR	G	PAT/ATT	PCT.	FG/ATT	PCT.	PTS
2017	2	8/10	.800	2/4	.500	14
TOTALS	2	8/10	.800	2/4	.500	14

#### FIELD GOAL BREAKDOWN

YEAR	1-19	20-29	30-39	40-49	50+	LG	BLK
2017	0-0	0-0	1-1	1-2	0-0	0	0
TOTALS	0-0	0-0	1-1	1-2	0-0	0	0

#### CAREER KICKOFF STATS

YEAR	G	NO.	YARDS	AVG	TB
2017	2	2	130	65.0	2
TOTALS	2	2	130	65.0	2





# LASHARD Durr

## CORNERBACK

5-11 • 195 • Sr. • 1L

Gulfport, Miss.

(Copiah-Lincoln CC)

25

### 2017 HIGHLIGHTS

- Made one assisted tackle in start against Charleston Southern (9/2).
- Recorded his second pass break-up of his career in a start against Louisiana Tech (9/9).
- Tallied his first multi-tackle game of the season with two solo tackles against No. 11 LSU (9/16).

### CAREER STATS

YEAR	G/GS	TT	UT	AT	TFL-YDS	SCK-YDS	FF/FR	PBU	INT-YD
2015	13/7	26	16	10	0.5-1	0.0-0	0/0	1	0-0
2017	4/3	4	2	2	0.0-0	0.0-0	0/0	1	0-0
<b>TOTALS</b>	<b>17/10</b>	<b>30</b>	<b>18</b>	<b>12</b>	<b>0.5-1</b>	<b>0.0-0</b>	<b>0/0</b>	<b>2</b>	<b>0-0</b>

### 2017 GAME-BY-GAME

OPPONENT	TT	UT	AT	TFL-YDS	SCK-YDS	FF/FR	PBU	INT-YD
Charleston Southern*	1	0	1	0.0-0	0.0-0	0/0	0	0-0
at Louisiana Tech*	0	0	0	0.0-0	0.0-0	0/0	1	0-0
LSU	2	2	0	0.0-0	0.0-0	0/0	0	0-0
at Georgia*	1	0	1	0.0-0	0.0-0	0/0	0	0-0
<b>TOTALS</b>	<b>4</b>	<b>2</b>	<b>2</b>	<b>0.0-0</b>	<b>0.0-0</b>	<b>0/0</b>	<b>1</b>	<b>0-0</b>



# NICK FITZGERALD

## QUARTERBACK

6-5 • 230 • Jr. • 2L

Richmond Hill, Ga.

(Richmond Hill)

7

SEC OFFENSIVE PLAYER OF THE WEEK (9/18)

MANNING AWARD "STAR OF THE WEEK" (9/18)

MAXWELL AWARD NATIONAL PLAYER OF THE WEEK (9/19)

DAVEY O'BRIEN QUARTERBACK OF THE WEEK (9/19)

PRESEASON ALL-SEC SECOND TEAM

MAXWELL AWARD WATCH LIST

MANNING AWARD WATCH LIST

DAVEY O'BRIEN AWARD WATCH LIST

JOHNNY UNITAS GOLDEN ARM AWARD WATCH LIST

### 2017 HIGHLIGHTS:

- Recorded a total of 280 offensive yards against Charleston Southern (9/2) while was responsible for one rushing and two passing touchdowns.
- Accounted for five TDs and 235 yards of total offense against LA Tech (9/9). Tied the MSU quarterback record for 100-yard rushing games with his ninth after racking up 111 yards on the ground.
- Tallied a total of four touchdowns while racking up 268 yards against No. 11 LSU (9/16). Was the first to score multiple rushing TDs against the Tiger defense this season. His two passing TDs were also the first passing scores allowed by LSU this season.

### CAREER PASSING STATS

YEAR	G/GS	CMP	ATT	TD	PCT	YDS	INT
2015	8/0	11	14	3	.786	235	0
2016	13/13	196	361	21	.543	2423	10
2017	4/4	57	99	7	.576	626	3
<b>TOTALS</b>	<b>25/17</b>	<b>264</b>	<b>474</b>	<b>31</b>	<b>.557</b>	<b>3,284</b>	<b>13</b>

### CAREER RUSHING STATS

YEAR	G/GS	NO.	YDS	AVG.	TD
2015	8/0	23	127	5.5	3
2016	13/13	195	1375	7.1	16
2017	4/4	41	287	7.0	5
<b>TOTALS</b>	<b>25/17</b>	<b>259</b>	<b>1,783</b>	<b>6.9</b>	<b>24</b>

### CAREER TOTAL OFFENSE

YEAR	G/GS	RUSH	PASS	TOTAL	AVG./G
2015	8/0	127	235	362	45.4
2016	13/13	1375	2423	3798	292.2
2017	4/4	287	626	913	228.3
<b>TOTALS</b>	<b>25/17</b>	<b>1,789</b>	<b>3,284</b>	<b>5,073</b>	<b>202.92</b>

### 2017 GAME-BY-GAME

OPPONENT	CMP	ATT	INT	PCT	YDS	TD	RSH	YDS	TD
Charleston Southern*	16	29	0	.552	239	2	7	41	1
at Louisiana Tech*	12	18	1	.667	124	3	10	111	2
LSU*	15	23	0	.652	180	2	14	88	2
at Georgia*	14	29	2	.483	83	0	10	47	0
<b>TOTALS</b>	<b>57</b>	<b>99</b>	<b>3</b>	<b>.576</b>	<b>626</b>	<b>7</b>	<b>41</b>	<b>287</b>	<b>5</b>



# WILLIE GAY JR.

LINEBACKER  
6-2 • 230 • Fr. • HS  
Starkville, Miss.  
(Starkville)

# 6

## 2017 HIGHLIGHTS

- Made collegiate debut against Charleston Southern (9/2), recording two tackles.
- Grabbed a career-best four tackles against No. 11 Georgia (9/23).

## CAREER STATS

YEAR	G/GS	TT	UT	AT	TFL-YDS	SCK-YDS	FF/FR	PBU	INT-YD
2017	4/0	7	3	4	1.0-3	0.0-0	0/0	0	0-0
<b>TOTALS</b>	<b>4/0</b>	<b>7</b>	<b>3</b>	<b>4</b>	<b>1.0-3</b>	<b>0.0-0</b>	<b>0/0</b>	<b>0</b>	<b>0-0</b>

## 2017 GAME-BY-GAME

OPPONENT	TT	UT	AT	TFL-YDS	SCK-YDS	FF/FR	PBU	INT-YD
Charleston Southern	2	1	1	1.0-3	0.0-0	0/0	0	0-0
at Louisiana Tech	1	1	0	0.0-0	0.0-0	0/0	0	0-0
LSU	0	0	0	0.0-0	0.0-0	0/0	0	0-0
at Georgia	4	1	3	0.0-0	0.0-0	0/0	0	0-0
<b>TOTALS</b>	<b>7</b>	<b>3</b>	<b>4</b>	<b>1.0-3</b>	<b>0.0-0</b>	<b>0/0</b>	<b>0</b>	<b>0-0</b>



# NICK GIBSON

RUNNING BACK  
5-11 • 211 • So. • 1L  
Birmingham, Ala.  
(Pinson Valley)

# 21

## 2017 HIGHLIGHTS

- Recorded 41 yards rushing on six attempts versus Charleston Southern (9/2), while reeling in his first-career reception.
- With 23 rushing yards against No. 11 LSU (9/16), surpassed his career-high for a season with 79 yards rushing through the first three games of the season.
- Turned in a career-best performance with 52 yards against No. 11 Georgia (9/23), including a career-long rush of 39 yards.

## CAREER RUSHING STATS

YEAR	G/GS	NO.	YDS	AVG.	TD
2016	3/0	9	57	6.3	0
2017	4/0	19	131	6.9	0
<b>TOTALS</b>	<b>7/0</b>	<b>28</b>	<b>188</b>	<b>6.7</b>	<b>0</b>

## CAREER RECEIVING STATS

YEAR	G/S	NO.	YDS	AVG.	TD
2016	3/0	0	0	0.0	0
2017	4/0	1	4	4.0	0
<b>TOTALS</b>	<b>7/0</b>	<b>1</b>	<b>4</b>	<b>4.0</b>	<b>0</b>

## 2017 RUSHING GAME-BY-GAME

OPPONENT	NO.	YDS	AVG.	TD
Charleston Southern	6	41	6.8	0
at Louisiana Tech	5	15	3.0	0
LSU	3	23	7.7	0
at Georgia	5	52	10.4	0
<b>TOTALS</b>	<b>19</b>	<b>131</b>	<b>6.9</b>	<b>0</b>

## 2017 RECEIVING GAME-BY-GAME

YEAR	NO.	YDS	AVG.	TD
Charleston Southern	1	4	4.0	0
at Louisiana Tech	0	0	0.0	0
LSU	0	0	0.0	0
at Georgia	0	0	0.0	0
<b>TOTALS</b>	<b>1</b>	<b>4</b>	<b>4.0</b>	<b>0</b>



## DONALD GRAY

WIDE RECEIVER  
5-10 • 200 • Sr. • 2L  
Memphis, Tenn.  
(Copiah-Lincoln CC)

# 6

### 2017 HIGHLIGHTS

- Made three receptions for 57 total yards against Charleston Southern (9/2) while also setting a career long with a 52-yard kick return.
- Reeled in a 2-yard reception against Louisiana Tech (9/9) to record his first TD of the season.
- Returned his first punts of the season against No. 11 LSU (9/16) and tallied a career-long return of 35 yards.

### CAREER RECEIVING STATS

YEAR	G/S	NO.	YDS	AVG.	TD
2015	13/0	21	386	18.4	2
2016	13/13	41	709	17.3	5
2017	4/4	12	108	9.0	1
<b>TOTALS</b>	<b>30/17</b>	<b>74</b>	<b>1,203</b>	<b>16.3</b>	<b>8</b>

### CAREER KICK RETURN STATS

YEAR	G/GS	NO.	YDS	AVG.	TD
2015	13/0	1	33	33.0	0
2016	13/13	4	83	20.8	0
2017	4/4	1	52	52.0	0
<b>TOTALS</b>	<b>30/17</b>	<b>6</b>	<b>168</b>	<b>28.0</b>	<b>0</b>

### CAREER PUNT RETURN STATS

YEAR	G/GS	NO.	YDS	AVG.	TD
2015	13/0	1	21	21.0	0
2016	13/13	2	10	5.0	0
2017	4/4	2	49	24.5	0
<b>TOTALS</b>	<b>30/17</b>	<b>5</b>	<b>80</b>	<b>16.0</b>	<b>0</b>

### 2017 RECEIVING GAME-BY-GAME

YEAR	NO.	YDS	AVG.	TD
Charleston Southern*	3	57	19.0	0
at Louisiana Tech*	4	19	4.8	1
LSU*	3	19	6.3	0
at Georgia*	2	13	6.5	0
<b>TOTALS</b>	<b>12</b>	<b>108</b>	<b>9.0</b>	<b>1</b>



## J.T. GRAY

SAFETY  
6-0 • 202 • Sr. • 3L  
Clarksdale, Miss.  
(Clarksdale)

# 12

### 2017 HIGHLIGHTS

- Tallied six tackles, tying for the team lead, against Charleston Southern (9/2), while also forcing his first-career fumble.
- Made first pass break-up of his career while racking up three tackles at Louisiana Tech (9/9).
- Recorded six tackles, including his first tackle for loss of the year, against No. 11 LSU (9/16).
- Racked up six tackles against No. 11 Georgia (9/23) to mark the third time over the first four games he has recorded at least six tackles.

### CAREER STATS

YEAR	G/GS	TT	UT	AT	TFL-YDS	SCK-YDS	FF/FR	PBU	INT-YD
2014	6/0	9	4	5	0.0-0	0.0-0	0/0	0	0-0
2015	13/0	65	27	38	3.5-14	1.5-9	0/0	0	0-0
2016	13/10	71	36	35	8.0-14	1.0-4	0/0	0	0-0
2017	4/4	21	6	15	1.0-1	0.0-0	1/0	2	0-0
<b>TOTALS</b>	<b>36/14</b>	<b>166</b>	<b>73</b>	<b>23</b>	<b>12.5-29</b>	<b>2.5-13</b>	<b>1/0</b>	<b>2</b>	<b>0-0</b>

### 2017 GAME-BY-GAME

OPPONENT	TT	UT	AT	TFL-YDS	SCK-YDS	FF/FR	PBU	INT-YD
Charleston Southern*	6	3	3	0.0-0	0.0-0	1/0	0	0-0
at Louisiana Tech*	3	1	2	0.0-0	0.0-0	0/0	1	0-0
LSU*	6	1	5	1.0-1	0.0-0	0/0	1	0-0
at Georgia*	6	1	5	0.0-0	0.0-0	0/0	0	0-0
<b>TOTALS</b>	<b>15</b>	<b>5</b>	<b>10</b>	<b>1.0-1</b>	<b>0.0-0</b>	<b>1/0</b>	<b>2</b>	<b>0-0</b>



## FARROD GREEN

TIGHT END  
6-3 • 246 • So. • 1L  
Wesson, Miss.  
(Wesson Attendance Center)

# 82

### 2017 HIGHLIGHTS

- Totaled a career-high 68 receiving yards against Charleston Southern (9/2) with help of a career-long reception of 62 yards.

### CAREER RECEIVING STATS

YEAR	G/S	NO.	YDS	AVG.	TD
2016	12/8	11	121	11.0	1
2017	4/4	3	90	30.0	0
<b>TOTALS</b>	<b>16/12</b>	<b>14</b>	<b>211</b>	<b>15.1</b>	<b>1</b>

### 2017 RECEIVING GAME-BY-GAME

YEAR	NO.	YDS	AVG.	TD
Charleston Southern*	2	68	34.0	0
at Louisiana Tech*	0	0	0.0	0
LSU*	1	22	22.0	0
at Georgia*	0	0	0.0	0
<b>TOTALS</b>	<b>2</b>	<b>68</b>	<b>34.0</b>	<b>0</b>



## GERRI GREEN

LINEBACKER

6-4 • 250 • Jr. • 2L

Greenville, Miss.  
(Greenville Weston)

# 4

### 2017 HIGHLIGHTS

- Making just his second career start, recorded three tackles against Charleston Southern (9/2).
- Recorded seven tackles at Louisiana Tech (9/9), including a career-high 2.0 tackles for loss off the first sacks of his career. Also forced two fumbles, becoming the first Bulldog since Dez Harris (9/17/2016 at LSU) to force two fumbles in a single game.

### CAREER STATS

YEAR	G/GS	TT	UT	AT	TFL-YDS	SCK-YDS	FF/FR	PBU	INT-YD
2015	13/1	49	20	29	2.5-9	0.0-0	0/0	1	2-0
2016	13/0	43	18	25	0.5-2	0.0-0	0/1	1	0-0
2017	4/4	16	5	11	2.0-12	2.0-12	2/0	0	0-0
<b>TOTALS</b>	<b>30/5</b>	<b>108</b>	<b>43</b>	<b>65</b>	<b>5.0-23</b>	<b>2.0-12</b>	<b>2/1</b>	<b>2</b>	<b>2-0</b>

### 2017 GAME-BY-GAME

OPPONENT	TT	UT	AT	TFL-YDS	SCK-YDS	FF/FR	PBU	INT-YD
Charleston Southern*	3	2	1	0.0-0	0.0-0	0/0	0	0-0
at Louisiana Tech*	7	2	5	2.0-12	2.0-12	2/0	0	0-0
LSU*	2	0	2	0.0-0	0.0-0	0/0	0	0-0
at Georgia*	4	1	3	0.0-0	0.0-0	0/0	0	0-0
<b>TOTALS</b>	<b>12</b>	<b>4</b>	<b>8</b>	<b>2.0-12</b>	<b>2.0-12</b>	<b>2/0</b>	<b>0</b>	<b>0-0</b>



## AARON HAMAKER

TIGHT END

6-4 • 280 • Jr. • SQ

Little Rock, Ark.  
(Catholic)

# 88

### CAREER RECEIVING STATS

YEAR	G/S	NO.	YDS	AVG.	TD
2015	3/0	0	0	0.0	0
2016	11/0	0	0	0.0	0
2017	2/0	0	0	0.0	0
<b>TOTALS</b>	<b>16/0</b>	<b>0</b>	<b>0</b>	<b>0.0</b>	<b>0</b>

### 2017 RECEIVING GAME-BY-GAME

YEAR	NO.	YDS	AVG.	TD
Charleston Southern	0	0	0.0	0
at Louisiana Tech	0	0	0.0	0
LSU	-----DNP-----			
at Georgia	-----DNP-----			
<b>TOTALS</b>	<b>0</b>	<b>0</b>	<b>0.0</b>	<b>0</b>



## DEZ HARRIS

LINEBACKER

6-4 • 243 • Sr. • 3L

Bessemer, Ala.  
(McAdory)

# 11

### 2017 HIGHLIGHTS

- Making his first-career start against Charleston Southern (9/2), tied his career high with five total tackles.
- Racked up six tackles, including four solo tackles, at Louisiana Tech (9/9), while also recording the first sack of his career.
- Turned in his first double-digit tackle performance with a career-best 12 at No. 11 Georgia (9/23) as well as forcing a fumble.

### CAREER STATS

YEAR	G/GS	TT	UT	AT	TFL-YDS	SCK-YDS	FF/FR	PBU	INT-YD
2014	6/0	10	6	4	0.0-0	0.0-0	0/0	0	0-0
2015	7/0	9	3	6	0.0-0	0.0-0	0/0	0	0-0
2016	13/0	37	21	16	2.5-11	0.0-0	2/0	0	0-0
2017	4/4	29	7	22	2.0-3	1.0-2	1/0	0	0-0
<b>TOTALS</b>	<b>30/4</b>	<b>85</b>	<b>37</b>	<b>48</b>	<b>4.5-14</b>	<b>1.0-2</b>	<b>3/0</b>	<b>0</b>	<b>0-0</b>

### 2017 GAME-BY-GAME

OPPONENT	TT	UT	AT	TFL-YDS	SCK-YDS	FF/FR	PBU	INT-YD
Charleston Southern*	5	2	3	1.0-1	0.0-0	0/0	0	0-0
at Louisiana Tech*	6	4	2	1.0-2	1.0-2	0/0	0	0-0
LSU*	6	0	6	0.0-0	0.0-0	0/0	0	0-0
at Georgia*	12	1	11	0.0-0	0.0-0	1/0	0	0-0
<b>TOTALS</b>	<b>29</b>	<b>7</b>	<b>22</b>	<b>2.0-3</b>	<b>1.0-2</b>	<b>1/0</b>	<b>0</b>	<b>0-0</b>



## GRANT HARRIS

DEFENSIVE TACKLE

6-3 • 285 • Jr. • SQ

Bolton, Miss.  
(Clinton)

# 90

### 2017 HIGHLIGHTS

- Recorded an assisted tackle against Charleston Southern (9/2).
- Tied career high with two tackles at Louisiana Tech (9/9).
- Lone tackle against No. 11 LSU (9/16) brought his season total to a career-best four through the first three games of the season.

### CAREER STATS

YEAR	G/GS	TT	UT	AT	TFL-YDS	SCK-YDS	FF/FR	PBU	INT-YD
2015	5/0	3	0	3	0.0-0	0.0-0	0/0	0	0-0
2016	6/0	3	0	3	0.0-0	0.0-0	0/0	0	0-0
2017	4/0	6	2	4	0.0-0	0.0-0	0/0	0	0-0
<b>TOTALS</b>	<b>15/0</b>	<b>12</b>	<b>2</b>	<b>10</b>	<b>0.0-0</b>	<b>0.0-0</b>	<b>0/0</b>	<b>0</b>	<b>0-0</b>

### 2017 GAME-BY-GAME

OPPONENT	TT	UT	AT	TFL-YDS	SCK-YDS	FF/FR	PBU	INT-YD
Charleston Southern	1	0	1	0.0-0	0.0-0	0/0	0	0-0
at Louisiana Tech	2	1	1	0.0-0	0.0-0	0/0	0	0-0
LSU	1	0	1	0.0-0	0.0-0	0/0	0	0-0
at Georgia	2	1	1	0.0-0	0.0-0	0/0	0	0-0
<b>TOTALS</b>	<b>6</b>	<b>2</b>	<b>4</b>	<b>0.0-0</b>	<b>0.0-0</b>	<b>0/0</b>	<b>0</b>	<b>0-0</b>





# KYLIN HILL

## RUNNING BACK

5-11 • 212 • Fr. • HS  
Columbus, Miss.  
(Columbus)

# 8

### 2017 HIGHLIGHTS

- Made collegiate debut against Charleston Southern (9/2), racking up 62 yards on nine attempts. Carried the ball on four straight plays for a combined 35 yards to open the fourth drive of the game.
- Playing most of the second half at Louisiana Tech (9/9), rushed for 62 yards on 10 attempts while scoring his first collegiate touchdown on a 1-yard rush.
- Reeled in his first reception with a 10-yard catch against No. 11 Georgia (9/23) and also rushed for 21 yards on the ground on seven carries.

### CAREER RUSHING STATS

YEAR	G/S	NO.	YDS	AVG.	TD
2017	4/0	28	156	5.6	1
TOTALS	4/0	28	156	5.6	1

### CAREER RECEIVING STATS

YEAR	G/S	NO.	YDS	AVG.	TD
2017	4/0	1	10	10.0	0
TOTALS	4/0	1	10	10.0	0

### 2017 RUSHING GAME-BY-GAME

OPPONENT	NO.	YDS	AVG.	TD
Charleston Southern	9	62	6.9	0
at Louisiana Tech	10	62	6.2	1
LSU	2	11	5.5	0
at Georgia	7	21	3.0	0
TOTALS	28	156	5.6	1

### 2017 RECEIVING GAME-BY-GAME

YEAR	NO.	YDS	AVG.	TD
Charleston Southern	0	0	0.0	0
at Louisiana Tech	0	0	0.0	0
LSU	0	0	0.0	0
at Georgia	1	10	10.0	0
TOTALS	1	10	10.0	0



# BRAXTON HOYETT

## DEFENSIVE LINE

6-3 • 303 • Jr. • 1L  
Pelham, Ala.  
(Pelham)

# 95

### 2017 HIGHLIGHTS

- Made first appearance of the season at Louisiana Tech (9/9).
- In his first-career start, tied career high with two tackles against No. 11 LSU (9/16), while setting a career-best mark with 1.0 tackle for loss.

### CAREER STATS

YEAR	G/S	TT	UT	AT	TFL-YDS	SCK-YDS	FF/FR	PBU	INT-YD
2015	7/0	4	0	4	0.5-2	0.0-0	0/0	0	0-0
2016	13/0	15	6	9	2.0-4	0.0-0	0/1	0	0-0
2017	3/2	3	1	2	1.0-1	0.0-0	0/0	0	0-0
TOTALS	23/2	22	7	15	3.5-7	0.0-0	0/1	0	0-0

### 2017 GAME-BY-GAME

OPPONENT	TT	UT	AT	TFL-YDS	SCK-YDS	FF/FR	PBU	INT-YD
Charleston Southern				-----DNP-----				
at Louisiana Tech	0	0	0	0.0-0	0.0-0	0/0	0	0-0
LSU*	2	1	1	1.0-1	0.0-0	0/0	0	0-0
at Georgia*	1	0	1	0.0-1	0.0-0	0/0	0	0-0
TOTALS	3	2	1	1.0-1	0.0-0	0/0	0	0-0



# JESSE JACKSON

## WIDE RECEIVER

6-2 • 210 • Jr. • 2L  
Petal, Miss.  
(Petal)

# 86

### 2017 HIGHLIGHTS

- Racked up a career-high 15 yards on his lone reception against Charleston Southern (9/2).
- Made just his second-career start against No. 11 LSU (9/16), reeling in one reception for eight yards.
- Recorded the first multi-reception game of his career with two for 15 yards against No. 11 Georgia (9/23).

### CAREER RECEIVING STATS

YEAR	G/S	NO.	YDS	AVG.	TD
2015	12/0	0	0	0.0	0
2016	13/1	1	7	7.0	0
2017	4/2	5	52	10.4	0
TOTALS	28/3	6	59	9.8	0

### 2017 RECEIVING GAME-BY-GAME

YEAR	NO.	YDS	AVG.	TD
Charleston Southern	1	15	15.0	0
at Louisiana Tech	1	14	14.0	0
LSU*	1	8	8.0	0
at Georgia*	2	15	7.5	0
TOTALS	5	52	10.4	0





# JUSTIN JOHNSON

**TIGHT END**  
6-3 • 247 • Jr. • 2L  
Birmingham, Ala.  
(Hoover)

## 81

### CAREER RECEIVING STATS

YEAR	G/S	NO.	YDS	AVG.	TD
2015	11/0	5	41	8.2	1
2016	13/2	5	34	6.8	0
2017	4/0	1	5	5.0	0
<b>TOTALS</b>	<b>28/2</b>	<b>11</b>	<b>80</b>	<b>7.3</b>	<b>1</b>

### 2017 RECEIVING GAME-BY-GAME

YEAR	NO.	YDS	AVG.	TD
Charleston Southern	0	0	0.0	0
at Louisiana Tech	1	5	5.0	0
LSU	0	0	0.0	0
at Georgia	0	0	0.0	0
<b>TOTALS</b>	<b>1</b>	<b>5</b>	<b>5.0</b>	<b>0</b>



# DONTEA JONES

**TIGHT END**  
6-4 • 222 • RFr. • RS  
McCool, Miss.  
(Jireh [N.C.] Prep)

## 84

### 2017 HIGHLIGHTS

- Made collegiate debut against Charleston Southern (9/2).

### CAREER RECEIVING STATS

YEAR	G/S	NO.	YDS	AVG.	TD
2017	3/0	0	0	0.0	0
<b>TOTALS</b>	<b>3/0</b>	<b>0</b>	<b>0</b>	<b>0.0</b>	<b>0</b>

### 2017 RECEIVING GAME-BY-GAME

YEAR	NO.	YDS	AVG.	TD
Charleston Southern	0	0	0.0	0
at Louisiana Tech	0	0	0.0	0
LSU	0	0	0.0	0
at Georgia	0	0	0.0	0
<b>TOTALS</b>	<b>0</b>	<b>0</b>	<b>0.0</b>	<b>0</b>



# KENDELL JONES

**DEFENSIVE LINE**  
6-4 • 281 • So. • SQ  
Pinson, Ala.  
(Clay-Chalkville)

## 92

### 2017 HIGHLIGHTS

- Playing in his second-career game against Charleston Southern (9/2), recorded two tackles - the firsts of his career.

### CAREER STATS

YEAR	G/GS	TT	UT	AT	TFL-YDS	SCK-YDS	FF/FR	PBU	INT-YD
2016	1/0	0	0	0	0.0-0	0.0-0	0/0	0	0-0
2017	2/0	3	0	3	0.5-2	0.0-0	0/0	0	0-0
<b>TOTALS</b>	<b>3/0</b>	<b>3</b>	<b>0</b>	<b>3</b>	<b>0.5-2</b>	<b>0.0-0</b>	<b>0/0</b>	<b>0</b>	<b>0-0</b>

### 2017 GAME-BY-GAME

OPPONENT	TT	UT	AT	TFL-YDS	SCK-YDS	FF/FR	PBU	INT-YD
Charleston Southern	2	0	2	0.5-2	0.0-0	0/0	0	0-0
at Louisiana Tech	1	0	1	0.0-0	0.0-0	0/0	0	0-0
LSU				-----DNP-----				
at Georgia				-----DNP-----				
<b>TOTALS</b>	<b>3</b>	<b>0</b>	<b>3</b>	<b>0.5-2</b>	<b>0.0-0</b>	<b>0/0</b>	<b>0</b>	<b>0-0</b>



# KOBE JONES

**DEFENSIVE END**  
6-4 • 275 • RFr. • RS  
Starkville, Miss.  
(Starkville)

## 52

### 2017 HIGHLIGHTS

- Making his collegiate debut against Charleston Southern (9/2), tied for the team lead with six total tackles, including 2.5 tackles for loss. The TFL total led all SEC freshman over Week One.

### CAREER STATS

YEAR	G/GS	TT	UT	AT	TFL-YDS	SCK-YDS	FF/FR	PBU	INT-YD
2017	4/0	11	4	7	2.5-5	0.0-0	1/0	0	0-0
<b>TOTALS</b>	<b>4/0</b>	<b>11</b>	<b>4</b>	<b>7</b>	<b>2.5-5</b>	<b>0.0-0</b>	<b>1/0</b>	<b>0</b>	<b>0-0</b>

### 2017 GAME-BY-GAME

OPPONENT	TT	UT	AT	TFL-YDS	SCK-YDS	FF/FR	PBU	INT-YD
Charleston Southern	6	3	3	2.5-5	0.0-0	1/0	0	0-0
at Louisiana Tech	2	1	1	0.0-0	0.0-0	0/0	0	0-0
LSU	0	0	0	0.0-0	0.0-0	0/0	0	0-0
at Georgia	3	0	3	0.0-0	0.0-0	0/0	0	0-0
<b>TOTALS</b>	<b>11</b>	<b>4</b>	<b>7</b>	<b>2.5-5</b>	<b>0.0-0</b>	<b>1/0</b>	<b>0</b>	<b>0-0</b>



# TRAVER JUNG

LINEBACKER  
6-4 • 226 • Sr. • 1L  
Greenville, Miss.  
(Holmes)

## 3

### 2017 HIGHLIGHTS

- Recorded two solo tackles against Charleston Southern (9/2).

### CAREER STATS

YEAR	G/GS	TT	UT	AT	TFL-YDS	SCK-YDS	FF/FR	PBU	INT-YD
2016	13/2	25	18	7	3.0-8	2.5-5	1/1	5	0-0
2017	3/0	5	2	3	1.0-2	0.0-0	0/0	0	0-0
<b>TOTALS</b>	<b>16/2</b>	<b>30</b>	<b>20</b>	<b>10</b>	<b>4.0-10</b>	<b>2.5-5</b>	<b>1/1</b>	<b>5</b>	<b>0-0</b>

### 2017 GAME-BY-GAME

OPPONENT	TT	UT	AT	TFL-YDS	SCK-YDS	FF/FR	PBU	INT-YD
Charleston Southern	3	2	1	1.0-2	0.0-0	0/0	0	0-0
at Louisiana Tech	1	0	1	0.0-0	0.0-0	0/0	0	0-0
LSU	1	0	1	0.0-0	0.0-0	0/0	0	0-0
at Georgia				-----DNP-----				
<b>TOTALS</b>	<b>5</b>	<b>2</b>	<b>3</b>	<b>1.0-2</b>	<b>0.0-0</b>	<b>0/0</b>	<b>0</b>	<b>0-0</b>



# DONTAVIAN LEE

RUNNING BACK  
6-1 • 235 • Jr. • 2L  
Hattiesburg, Miss.  
(Forrest County Agricultural)

## 28

### 2017 HIGHLIGHTS

- Scored first collegiate touchdown on a 1-yard rush against Charleston Southern (9/2).

### CAREER RUSHING STATS

YEAR	G/GS	NO.	YDS	AVG.	TD
2015	10/0	22	137	6.2	0
2016	13/0	7	27	3.9	0
2017	4/0	8	33	4.1	1
<b>TOTALS</b>	<b>27/0</b>	<b>37</b>	<b>197</b>	<b>5.3</b>	<b>1</b>

### 2017 RUSHING GAME-BY-GAME

OPPONENT	NO.	YDS	AVG.	TD
Charleston Southern	2	4	2.0	1
at Louisiana Tech	2	15	7.5	0
LSU	3	7	2.3	0
at Georgia	1	7	7.0	0
<b>TOTALS</b>	<b>8</b>	<b>33</b>	<b>4.1</b>	<b>1</b>



# LEO LEWIS

LINEBACKER  
6-2 • 235 • So. • 1L  
Brookhaven, Miss.  
(Brookhaven)

## 10

### 2017 HIGHLIGHTS

- Recorded a season-best eight tackles against No. 11 LSU (9/16), while forcing his first career fumble.

### CAREER STATS

YEAR	G/GS	TT	UT	AT	TFL-YDS	SCK-YDS	FF/FR	PBU	INT-YD
2016	13/13	79	35	44	4.5-9	1.0-2	0/0	1	0-0
2017	4/3	15	2	13	0.5-6	0.5-6	1/0	1	0-0
<b>TOTALS</b>	<b>17/16</b>	<b>94</b>	<b>37</b>	<b>57</b>	<b>5.0-15</b>	<b>1.5-8</b>	<b>0/0</b>	<b>2</b>	<b>0-0</b>

### 2017 GAME-BY-GAME

OPPONENT	TT	UT	AT	TFL-YDS	SCK-YDS	FF/FR	PBU	INT-YD
Charleston Southern*	1	0	1	0.0-0	0.0-0	0/0	0	0-0
at Louisiana Tech	3	1	2	0.5-6	0.5-6	0/0	0	0-0
LSU*	8	1	7	0.0-0	0.0-0	1/0	1	0-0
at Georgia*	3	0	3	0.0-0	0.0-0	0/0	0	0-0
<b>TOTALS</b>	<b>15</b>	<b>2</b>	<b>13</b>	<b>0.5-6</b>	<b>0.5-6</b>	<b>1/0</b>	<b>1</b>	<b>0-0</b>



# MARK MCLAURIN

SAFETY  
6-2 • 215 • Jr. • 2L  
Collins, Miss.  
(Collins)

## 41

### 2017 HIGHLIGHTS

- Tallied a pass break up against Charleston Southern (9/2).
- Tied career-high with 10 tackles at LA Tech (9/9) while also reeling in the first MSU interception of the season, which he returned for a career-best 32 yards.
- Led the team with nine tackles against No. 11 LSU (9/16).

### CAREER STATS

YEAR	G/GS	TT	UT	AT	TFL-YDS	SCK-YDS	FF/FR	PBU	INT-YD
2015	12/0	20	10	10	0.0-0	0.0-0	0/0	3	0-0
2016	13/6	51	28	23	2.0-5	1.0-4	0/2	5	2-27
2017	4/4	25	12	13	0.0-0	0.0-0	0/0	2	1-32
<b>TOTALS</b>	<b>29/10</b>	<b>96</b>	<b>50</b>	<b>46</b>	<b>2.0-5</b>	<b>1.0-4</b>	<b>0/2</b>	<b>11</b>	<b>3-59</b>

### 2017 GAME-BY-GAME

OPPONENT	TT	UT	AT	TFL-YDS	SCK-YDS	FF/FR	PBU	INT-YD
Charleston Southern*	0	0	0	0.0-0	0.0-0	0/0	1	0-0
at Louisiana Tech*	10	6	4	0.0-0	0.0-0	0/0	1	1-32
LSU*	9	4	5	0.0-0	0.0-0	0/0	0	0-0
at Georgia*	6	2	4	0.0-0	0.0-0	0/0	0	0-0
<b>TOTALS</b>	<b>25</b>	<b>12</b>	<b>13</b>	<b>0.0-0</b>	<b>0.0-0</b>	<b>0/0</b>	<b>2</b>	<b>1-32</b>



# OSIRUS MITCHELL

WIDE RECEIVER  
6-4 • 207 • RFr. • RS  
Sarasota, Fla.  
(Booker)

## 87

### 2017 HIGHLIGHTS

- Made collegiate debut against Charleston Southern (9/2), making his first-career reception for nine yards.

### CAREER RECEIVING STATS

YEAR	G/S	NO.	YDS	AVG.	TD
2017	2/0	1	9	9.0	0
<b>TOTALS</b>	<b>2/0</b>	<b>1</b>	<b>9</b>	<b>9.0</b>	<b>0</b>

### 2017 RECEIVING GAME-BY-GAME

YEAR	NO.	YDS	AVG.	TD
Charleston Southern	1	9	9.0	0
at Louisiana Tech	-----DNP-----			
LSU	-----DNP-----			
at Georgia	0	0	0.0	0
<b>TOTALS</b>	<b>1</b>	<b>9</b>	<b>9.0</b>	<b>0</b>



# KEITH MIXON

WIDE RECEIVER  
5-8 • 187 • So. • 1L  
Birmingham, Ala.  
(Shades Valley School)

## 23

### 2017 HIGHLIGHTS

- In just his second career start, made a 15-yard reception against Charleston Southern (9/2).
- Saw first special teams action of the season at Louisiana Tech (9/9) with three kick returns to rack up a total of 42 return yards.
- Reeled in a career-best six receptions for a career-high 97 yards against No. 11 LSU (9/16).
- Tallied his first rush of the season for 11 yards at No. 11 Georgia (9/23) while also reeling in three catches for 12 yards receiving.

### CAREER RECEIVING STATS

YEAR	G/GS	NO.	YDS	AVG.	TD
2016	13/1	19	228	12.0	2
2017	4/4	10	124	12.4	1
<b>TOTALS</b>	<b>17/5</b>	<b>29</b>	<b>352</b>	<b>12.1</b>	<b>3</b>

### CAREER RUSHING STATS

YEAR	G/GS	NO.	YDS	AVG.	TD
2016	13/1	25	106	4.2	0
2017	4/4	1	11	11.0	0
<b>TOTALS</b>	<b>17/5</b>	<b>26</b>	<b>117</b>	<b>4.5</b>	<b>0</b>

### CAREER KICK RETURN STATS

YEAR	G/GS	NO.	YDS	AVG.	TD
2016	13/1	11	277	25.2	0
2017	3/3	3	42	14.0	0
<b>TOTALS</b>	<b>16/4</b>	<b>14</b>	<b>319</b>	<b>22.8</b>	<b>0</b>

### 2017 RECEIVING GAME-BY-GAME

OPPONENT	NO.	YDS	AVG.	TD
Charleston Southern*	1	15	15.0	0
at Louisiana Tech*	0	0	0.0	0
LSU*	6	97	16.2	1
at Georgia*	3	12	4.0	0
<b>TOTALS</b>	<b>10</b>	<b>124</b>	<b>12.4</b>	<b>1</b>

### 2017 RUSHING GAME-BY-GAME

OPPONENT	NO.	YDS	AVG.	TD
Charleston Southern*	0	0	0.0	0
at Louisiana Tech*	0	0	0.0	0
LSU*	0	0	0.0	0
at Georgia*	1	11	11.0	0
<b>TOTALS</b>	<b>1</b>	<b>11</b>	<b>11.0</b>	<b>0</b>

### 2017 KICK RETURN GAME-BY-GAME

OPPONENT	NO.	YDS	AVG.	TD
Charleston Southern*	0	0	0.0	0
at Louisiana Tech*	3	42	14.0	0
LSU*	0	0	0.0	0
at Georgia*	0	0	0.0	0
<b>TOTALS</b>	<b>3</b>	<b>42</b>	<b>14.0</b>	<b>0</b>



## C.J. MORGAN

SAFETY

6-0 • 202 • Fr. • RS

Bossier City, La.  
(Parkway)

29

### 2017 HIGHLIGHTS

- Made collegiate debut against Charleston Southern (9/2), recording two tackles
- Racked up a career-best three tackles at La Tech (9/9).

### CAREER STATS

YEAR	G/GS	TT	UT	AT	TFL-YDS	SCK-YDS	FF/FR	PBU	INT-YD
2017	4/0	5	4	1	0.0-0	0.0-0	0/0	0	0-0
<b>TOTALS</b>	<b>4/0</b>	<b>5</b>	<b>4</b>	<b>1</b>	<b>0.0-0</b>	<b>0.0-0</b>	<b>0/0</b>	<b>0</b>	<b>0-0</b>

### 2017 GAME-BY-GAME

OPPONENT	TT	UT	AT	TFL-YDS	SCK-YDS	FF/FR	PBU	INT-YD
Charleston Southern	2	1	1	0.0-0	0.0-0	0/0	0	0-0
at Louisiana Tech	3	0	3	0.0-0	0.0-0	0/0	0	0-0
LSU	0	0	0	0.0-0	0.0-0	0/0	0	0-0
at Georgia	0	0	0	0.0-0	0.0-0	0/0	0	0-0
<b>TOTALS</b>	<b>5</b>	<b>1</b>	<b>4</b>	<b>0.0-0</b>	<b>0.0-0</b>	<b>0/0</b>	<b>0</b>	<b>0-0</b>



## ALEC MURPHY

RUNNING BACK

6-0 • 230 • So. • SQ

Nixa, Mo.

(Nixa)

26

### 2017 HIGHLIGHTS

- Racked up the first rushing yardage of his career with nine off two attempts against Charleston Southern (9/2).

### CAREER RUSHING STATS

YEAR	G/GS	NO.	YDS	AVG.	TD
2016	4/0	0	0	0.0	0
2017	3/0	2	9	4.5	0
<b>TOTALS</b>	<b>7/0</b>	<b>2</b>	<b>9</b>	<b>4.5</b>	<b>0</b>

### 2017 RUSHING GAME-BY-GAME

OPPONENT	NO.	YDS	AVG.	TD
Charleston Southern	2	9	4.5	0
at Louisiana Tech	0	0	0.0	0
LSU	0	0	0.0	0
at Georgia	0	0	0.0	0
<b>TOTALS</b>	<b>2</b>	<b>9</b>	<b>4.5</b>	<b>0</b>



## GABE MYLES

WIDE RECEIVER

6-0 • 195 • Sr. • 3L

Starkville, Miss.  
(Starkville)

5

### WUERFFEL AWARD WATCH LIST

### 2017 HIGHLIGHTS

- Against Charleston Southern (9/2), caught first touchdown reception since Sept. 9, 2015 against Auburn.
- Lone catch at Louisiana Tech (9/9) was a 21-yard TD reception, marking the first time since 2015 (Northwestern State [9/19] and Auburn [9/26]) that Myles has scored in back-to-back games.

### CAREER RECEIVING STATS

YEAR	G/S	NO.	YDS	AVG.	TD
2014	13/3	22	178	8.1	0
2015	10/0	12	175	14.6	2
2016	13/4	8	63	7.9	0
2017	2/2	4	40	10.0	2
<b>TOTALS</b>	<b>38/9</b>	<b>46</b>	<b>456</b>	<b>9.9</b>	<b>4</b>

### CAREER PUNT RETURN STATS

YEAR	G/GS	NO.	YDS	AVG.	TD
2014	13/3	0	0	0.0	0
2015	10/0	0	0	0.0	0
2016	13/4	0	0	0.0	0
2017	2/2	5	18	3.6	0
<b>TOTALS</b>	<b>38/9</b>	<b>5</b>	<b>18</b>	<b>3.6</b>	<b>0</b>

### 2017 RECEIVING GAME-BY-GAME

YEAR	NO.	YDS	AVG.	TD
Charleston Southern*	3	19	6.3	1
at Louisiana Tech*	1	21	21.0	1
LSU	0	0	0.0	0
at Georgia	0	0	0.0	0
<b>TOTALS</b>	<b>4</b>	<b>49</b>	<b>10.9</b>	<b>1</b>





# JAMAL PETERS

**CORNERBACK**  
6-2 • 218 • Jr. • 2L  
Bassfield, Miss.  
(Bassfield)

# 2

## 2017 HIGHLIGHTS

- Tallied a solo tackle against Charleston Southern (9/2).
- Set a season-high with three tackles against No. 11 LSU (9/16).
- Tied season-high with three tackles and recovered his career-first fumble against No. 11 Georgia (9/23).

## CAREER STATS

YEAR	G/GS	TT	UT	AT	TFL-YDS	SCK-YDS	FF/FR	PBU	INT-YD
2015	12/2	25	12	13	1.5-7	1.0-5	0/0	2	0-0
2016	12/2	18	12	6	1.0-2	0-0	2/0	2	2-0
2017	4/0	8	2	6	0.0-0	0.0-0	0/1	0	0-0
<b>TOTALS</b>	<b>28/4</b>	<b>31</b>	<b>26</b>	<b>25</b>	<b>2.5-9</b>	<b>1.0-5</b>	<b>2/1</b>	<b>4</b>	<b>2-0</b>

## 2017 GAME-BY-GAME

OPPONENT	TT	UT	AT	TFL-YDS	SCK-YDS	FF/FR	PBU	INT-YD
Charleston Southern	1	0	0	0.0-0	0.0-0	0/0	0	0-0
at Louisiana Tech	1	0	1	0.0-0	0.0-0	0/0	0	0-0
LSU	3	0	3	0.0-0	0.0-0	0/0	0	0-0
at Georgia	3	1	2	0.0-0	0.0-0	0/1	0	0-0
<b>TOTALS</b>	<b>8</b>	<b>2</b>	<b>6</b>	<b>0.0-0</b>	<b>0.0-0</b>	<b>0/1</b>	<b>0</b>	<b>0-0</b>



# CHRIS RAYFORD

**CORNERBACK**  
6-0 • 202 • Jr. • 2L  
Byhalia, Miss.  
(Byhalia)

# 24

## 2017 HIGHLIGHTS

- Made first start of the season against No. 11 LSU (9/16).

## CAREER STATS

YEAR	G/GS	TT	UT	AT	TFL-YDS	SCK-YDS	FF/FR	PBU	INT-YD
2015	13/0	5	3	2	0.0-0	0.0-0	0/0	0	0-0
2016	13/3	23	16	7	0.0-0	0.0-0	0/0	0	0-0
2017	4/1	2	1	1	0.0-0	0.0-0	0/0	0	0-0
<b>TOTALS</b>	<b>29/4</b>	<b>30</b>	<b>20</b>	<b>10</b>	<b>0.0</b>	<b>0.0-0</b>	<b>0/0</b>	<b>0</b>	<b>0-0</b>

## 2017 GAME-BY-GAME

OPPONENT	TT	UT	AT	TFL-YDS	SCK-YDS	FF/FR	PBU	INT-YD
Charleston Southern	0	0	0	0.0-0	0.0-0	0/0	0	0-0
at Louisiana Tech	1	0	1	0.0-0	0.0-0	0/0	0	0-0
LSU*	0	0	0	0.0-0	0.0-0	0/0	0	0-0
at Georgia	1	1	0	0.0-0	0.0-0	0/0	0	0-0
<b>TOTALS</b>	<b>2</b>	<b>1</b>	<b>1</b>	<b>0.0-0</b>	<b>0.0-0</b>	<b>0/0</b>	<b>0</b>	<b>0-0</b>



# KODY SCHEXNAYDER

**PUNTER**  
5-10 • 203 • Fr. • HS  
River Ridge, La.  
(John Curtis)

# 27

## 2017 HIGHLIGHTS

- Serves as the back-up punter.
- Booted a 28-yard punt against Charleston Southern (9/2).

## CAREER PUNTING STATS

YEAR	G	NO.	YARDS	LG	AVG	I20	50+
2016	4	18	665	52	36.9	4	2
2017	1	1	28	28	28.0	0	0
<b>TOTALS</b>	<b>5</b>	<b>19</b>	<b>693</b>	<b>52</b>	<b>36.5</b>	<b>4</b>	<b>2</b>



# JOSIAH PHILLIPS

**LINEBACKER**  
6-4 • 241 • Jr. • SQ  
Starkville, Miss.  
(Home School)

# 45

## 2017 HIGHLIGHTS

- Recorded an assisted tackle against Charleston Southern (9/2).

## CAREER STATS

YEAR	G/GS	TT	UT	AT	TFL-YDS	SCK-YDS	FF/FR	PBU	INT-YD
2015	1/0	1	0	1	0.0-0	0.0-0	0/0	0	0-0
2016	13/0	2	1	1	0.0-0	0.0-0	0/0	0	0-0
2017	4/0	1	0	1	0.0-0	0.0-0	0/0	0	0-0
<b>TOTALS</b>	<b>18/0</b>	<b>4</b>	<b>1</b>	<b>3</b>	<b>0.0-0</b>	<b>0.0-0</b>	<b>0/0</b>	<b>0</b>	<b>0-0</b>

## 2017 GAME-BY-GAME

OPPONENT	TT	UT	AT	TFL-YDS	SCK-YDS	FF/FR	PBU	INT-YD
Charleston Southern	1	0	1	0.0-0	0.0-0	0/0	0	0-0
at Louisiana Tech	0	0	0	0.0-0	0.0-0	0/0	0	0-0
LSU	0	0	0	0.0-0	0.0-0	0/0	0	0-0
at Georgia	0	0	0	0.0-0	0.0-0	0/0	0	0-0
<b>TOTALS</b>	<b>1</b>	<b>0</b>	<b>1</b>	<b>0.0-0</b>	<b>0.0-0</b>	<b>0/0</b>	<b>0</b>	<b>0-0</b>





## JEFFERY SIMMONS

### DEFENSIVE TACKLE

6-4 • 301 • So. • 1L

Macon, Miss.

(Noxubee)

# 94

SEC DEFENSIVE LINEMAN OF THE WEEK (9/11)

SEC DEFENSIVE LINEMAN OF THE WEEK (9/18)

### 2017 HIGHLIGHTS

- Tallied five tackles, including his first career sack, in start against Charleston Southern (9/2).
- Scored two TDs at LA Tech (9/9) to become the first defensive player to record two scores in a game since Johnathan Banks against Florida (10/24/09). Simmons scored more touchdowns than three SEC teams over Week 2.
- Made two blocks on special teams in the first quarter against LA Tech: PAT and punt attempt. Simmons recovered the punt block in the endzone for his first score, marking the first block punt returned or recovered for a TD since Sept. 12, 2009 at Auburn. He enters Week 3 with a nation-leading two blocks.
- Also recovered a fumble against LA Tech and returned it 90 yards for a score. It was the longest fumble recovery TD for MSU since Josh Morgan had a 97-yard score against BYU on Sept. 14, 2000.
- Collected a career-best seven tackles against No. 11 LSU (9/16), including a career-high 1.5 sacks for a loss of six yards.

### CAREER STATS

YEAR	G/GS	TT	UT	AT	TFL-YDS	SCK-YDS	FF/FR	PBU	INT-YD
2016	12/3	40	13	27	3.5-8	0.0-0	2/0	2	0-0
2017	4/4	21	7	14	2.5-13	2.5-13	0/1	0	0-0
<b>TOTALS</b>	<b>16/7</b>	<b>61</b>	<b>20</b>	<b>41</b>	<b>6.0-21</b>	<b>2.5-13</b>	<b>2/1</b>	<b>2</b>	<b>0-0</b>

### 2017 GAME-BY-GAME

OPPONENT	TT	UT	AT	TFL-YDS	SCK-YDS	FF/FR	PBU	INT-YD
Charleston Southern*	5	2	3	1.0-7	1.0-7	0/0	0	0-0
Louisiana Tech*	5	3	2	0.0-0	0.0-0	0/1	0	0-0
LSU*	7	1	6	1.5-6	1.5-6	0/0	0	0-0
at Georgia*	4	1	3	0.0-0	0.0-0	0/0	0	0-0
<b>TOTALS</b>	<b>21</b>	<b>7</b>	<b>14</b>	<b>2.5-13</b>	<b>2.5-13</b>	<b>0/1</b>	<b>0</b>	<b>0-0</b>



## MAURICE SMITHERMAN

### CORNERBACK

5-10 • 190 • So. • 1L

Adamsville, Ala.

(Minor)

# 31

### 2017 HIGHLIGHTS

- Tied his career high with a lone tackle against Charleston Southern (9/2).

### CAREER STATS

YEAR	G/GS	TT	UT	AT	TFL-YDS	SCK-YDS	FF/FR	PBU	INT-YD
2016	10/0	5	4	1	0.0-0	0.0-0	0/0	0	1-29
2017	4/0	1	0	1	0.0-0	0.0-0	0/0	0	0-0
<b>TOTALS</b>	<b>14/0</b>	<b>6</b>	<b>4</b>	<b>2</b>	<b>0.0-0</b>	<b>0.0-0</b>	<b>0/0</b>	<b>0</b>	<b>1-29</b>

### 2017 GAME-BY-GAME

OPPONENT	TT	UT	AT	TFL-YDS	SCK-YDS	FF/FR	PBU	INT-YD
Charleston Southern	1	0	1	0.0-0	0.0-0	0/0	0	0-0
at Louisiana Tech	0	0	0	0.0-0	0.0-0	0/0	0	0-0
LSU	0	0	0	0.0-0	0.0-0	0/0	0	0-0
at Georgia	0	0	0	0.0-0	0.0-0	0/0	0	0-0
<b>TOTALS</b>	<b>1</b>	<b>0</b>	<b>1</b>	<b>0.0-0</b>	<b>0.0-0</b>	<b>0/0</b>	<b>0</b>	<b>0-0</b>



## MARQUISS SPENCER

### DEFENSIVE END

6-4 • 271 • So. • 1L

Greenwood, Miss.

(Greenwood)

# 42

### 2017 HIGHLIGHTS

- Grabbed two tackles against Charleston Southern (9/2).
- Recorded two tackles, including his first half sack of the season against No. 11 LSU (9/16).
- Tallied two tackles including one for a 2-yard loss at No. 11 Georgia (9/23).

### CAREER STATS

YEAR	G/GS	TT	UT	AT	TFL-YDS	SCK-YDS	FF/FR	PBU	INT-YD
2016	12/0	17	9	8	3.0-12	1.0-9	0/1	1	0-0
2017	4/0	7	3	4	1.5-4	0.5-2	0/0	0	0-0
<b>TOTALS</b>	<b>15/0</b>	<b>24</b>	<b>11</b>	<b>12</b>	<b>4.5-16</b>	<b>1.5-11</b>	<b>0/1</b>	<b>1</b>	<b>0-0</b>

### 2017 GAME-BY-GAME

OPPONENT	TT	UT	AT	TFL-YDS	SCK-YDS	FF/FR	PBU	INT-YD
Charleston Southern	2	0	2	0.0-0	0.0-0	0/0	0	0-0
at Louisiana Tech	1	1	0	0.0-0	0.0-0	0/0	0	0-0
LSU	2	0	2	0.5-2	0.5-2	0/0	0	0-0
at Georgia	2	2	0	1.0-2	0.0-0	0/0	0	0-0
<b>TOTAL</b>	<b>7</b>	<b>3</b>	<b>4</b>	<b>1.5-2</b>	<b>0.5-2</b>	<b>0/0</b>	<b>0</b>	<b>0-0</b>



## MONTEZ SWEAT

LINEBACKER  
6-6 • 241 • Jr. • JC  
Stone Mountain, Ga.  
(Cophiah-Lincoln)

# 9

### 2017 HIGHLIGHTS

- Made MSU debut in start against Charleston Southern (9/2), recording three tackles.
- Tallied three tackles at LA Tech (9/9), including his first-career tackle for loss.

### CAREER STATS

YEAR	G/GS	TT	UT	AT	TFL-YDS	SCK-YDS	FF/FR	PBU	INT-YD
2017	4/4	10	2	8	1.5-3	0.0-0	0/0	0	0-0
<b>TOTALS</b>	<b>4/4</b>	<b>10</b>	<b>2</b>	<b>8</b>	<b>1.5-3</b>	<b>0.0-0</b>	<b>0/0</b>	<b>0</b>	<b>0-0</b>

### 2017 GAME-BY-GAME

OPPONENT	TT	UT	AT	TFL-YDS	SCK-YDS	FF/FR	PBU	INT-YD
Charleston Southern* 3	0	3	0	0.0-0	0.0-0	0/0	0	0-0
at Louisiana Tech* 3	2	1	1	1.0-1	0.0-0	0/0	0	0-0
LSU*	1	0	1	0.0-0	0.0-0	0/0	0	0-0
at Georgia*	3	3	0	0.5-2	0.0-0	0/0	0	0-0
<b>TOTALS</b>	<b>7</b>	<b>2</b>	<b>5</b>	<b>1.0-1</b>	<b>0.0-0</b>	<b>0/0</b>	<b>0</b>	<b>0-0</b>



## CORY THOMAS

DEFENSIVE TACKLE  
6-5 • 303 • Jr. • 2L  
Bessemer, Ala.  
(McAdory)

# 34

### 2017 HIGHLIGHTS

- Grabbed a career-high four tackles against Charleston Southern (9/2).

### CAREER STATS

YEAR	G/GS	TT	UT	AT	TFL-YDS	SCK-YDS	FF/FR	PBU	INT-YD
2015	8/0	3	1	2	1.0-4	0.0-0	0/0	0	1-12
2016	13/4	24	6	18	4.5-14	0.0-0	0/0	1	0-0
2017	2/2	4	2	2	0.0-0	0.0-0	1/0	0	0-0
<b>TOTALS</b>	<b>23/6</b>	<b>31</b>	<b>9</b>	<b>22</b>	<b>5.5-18</b>	<b>0.0-0</b>	<b>1/0</b>	<b>1</b>	<b>1-12</b>

### 2017 GAME-BY-GAME

OPPONENT	TT	UT	AT	TFL-YDS	SCK-YDS	FF/FR	PBU	INT-YD
Charleston Southern* 4	2	2	2	0.0-0	0.0-0	1/0	0	0-0
at Louisiana Tech* 0	0	0	0	0.0-0	0.0-0	0/0	0	0-0
LSU				-----DNP-----				
at Georgia				-----DNP-----				
<b>TOTALS</b>	<b>4</b>	<b>2</b>	<b>2</b>	<b>2.0-0</b>	<b>0.0-0</b>	<b>1/0</b>	<b>0</b>	<b>0-0</b>



## DEDDRICK THOMAS

WIDE RECEIVER  
5-9 • 187 • So. • 1L  
Memphis, Tenn.  
(Memphis Central)

# 18

### 2017 HIGHLIGHTS

- Caught two passes for 34 yards and a touchdown against Charleston Southern (9/2).
- Reeled in a career-best three receptions for 20 yards at LA Tech (9/9), while also recording a career-long rush of seven yards.
- Scored his second TD of the season - a career high - on a 20-yard TD reception against No. 11 LSU (9/16).
- Set a career-high with 41 yards on two catches for No. 11 Georgia (9/23).

### CAREER RECEIVING STATS

YEAR	G/GS	NO.	YDS	AVG.	TD
2016	10/0	5	44	8.8	1
2017	4/0	8	115	14.4	2
<b>TOTALS</b>	<b>14/0</b>	<b>13</b>	<b>159</b>	<b>12.2</b>	<b>3</b>

### CAREER RUSHING STATS

YEAR	G/GS	NO.	YDS	AVG.	TD
2016	10/0	0	0	0.0	0
2017	4/0	2	8	4.0	0
<b>TOTALS</b>	<b>14/0</b>	<b>2</b>	<b>8</b>	<b>4.0</b>	<b>0</b>

### 2017 RECEIVING GAME-BY-GAME

OPPONENT	NO.	YDS	AVG.	TD
Charleston Southern	2	34	17.0	1
at Louisiana Tech	3	20	6.7	0
LSU	1	20	20.0	1
at Georgia	2	41	20.4	0
TOTALS	8	115	14.4	2

### 2017 RUSHING GAME-BY-GAME

OPPONENT	NO.	YDS	AVG.	TD
Charleston Southern	1	1	1.0	0
at Louisiana Tech	1	7	7.0	0
LSU	0	0	0.0	0
at Georgia	0	0	0.0	0
<b>TOTALS</b>	<b>2</b>	<b>8</b>	<b>4.0</b>	<b>0</b>



# JORDAN THOMAS

## TIGHT END

6-5 • 280 • Sr. • 1L

Sumrall, Miss.  
(East Central)

# 83

### 2017 HIGHLIGHTS

- Had a career-best 18 yards receiving on two catches against Charleston Southern (9/2).
- Shattered career receiving yards for the second consecutive week with 25 on two receptions at LA Tech (9/9), including a career-long catch of 17 yards. Also reeled in a 1-yard TD reception - his first since Sept. 9, 2016 versus South Carolina.

### CAREER RECEIVING STATS

YEAR	G/GS	NO.	YDS	AVG.	TD
2016	12/0	9	48	5.3	1
2017	4/0	6	56	9.3	1
<b>TOTALS</b>	<b>17/0</b>	<b>15</b>	<b>104</b>	<b>6.9</b>	<b>2</b>

### 2017 RECEIVING GAME-BY-GAME

OPPONENT	NO.	YDS	AVG.	TD
Charleston Southern	2	18	9.0	0
at Louisiana Tech	2	25	12.5	1
LSU	2	13	6.5	0
at Georgia	0	0	0.0	0
<b>TOTALS</b>	<b>6</b>	<b>56</b>	<b>9.3</b>	<b>1</b>



# ERROLL THOMPSON

## LINEBACKER

6-1 • 250 • Fr. • RS

Florence, Ala.  
(Florence)

# 40

### 2017 HIGHLIGHTS

- Racked up three tackles in MSU debut against Charleston Southern (9/2).
- Tallied a career-high six tackles at No. 11 Georgia (9/23).

### CAREER STATS

YEAR	G/GS	TT	UT	AT	TFL-YDS	SCK-YDS	FF/FR	PBU	INT-YD
2017	4/0	12	3	9	0.0-0	0.0-0	0/0	0	0-0
<b>TOTALS</b>	<b>4/0</b>	<b>12</b>	<b>3</b>	<b>9</b>	<b>0.0-0</b>	<b>0.0-0</b>	<b>0/0</b>	<b>0</b>	<b>0-0</b>

### 2017 GAME-BY-GAME

OPPONENT	TT	UT	AT	TFL-YDS	SCK-YDS	FF/FR	PBU	INT-YD
Charleston Southern	3	0	3	0.0-0	0.0-0	0/0	0	0-0
Louisiana Tech	3	2	1	0.0-0	0.0-0	0/0	0	0-0
LSU	0	0	0	0.0-0	0.0-0	0/0	0	0-0
at Georgia	6	1	5	0.0	0.0-0	0/0	0	0-0
<b>TOTALS</b>	<b>12</b>	<b>3</b>	<b>9</b>	<b>0.0-0</b>	<b>0.0-0</b>	<b>0/0</b>	<b>0</b>	<b>0-0</b>



# KEYTAON THOMPSON

## QUARTERBACK

6-4 • 222 • Fr. • HS

New Orleans, La.  
(Landry-Walker)

# 10

### 2017 HIGHLIGHTS

- Was 4-of-7 for 35 yards and a touchdown in collegiate debut against Charleston Southern (9/2), playing most of the second half. Rushed for 36 yards on six attempts, including a long of 16.
- Saw action in the fourth quarter at Louisiana Tech (9/9), racking up 19 yards of total offense.

### CAREER PASSING STATS

YEAR	G/GS	CMP	ATT	TD	PCT	YDS	INT
2017	4/0	6	13	1	.462	63	0
<b>TOTALS</b>	<b>4/0</b>	<b>6</b>	<b>13</b>	<b>1</b>	<b>.462</b>	<b>63</b>	<b>0</b>

### CAREER RUSHING STATS

YEAR	G/GS	NO.	YDS	AVG.	TD
2017	4/0	11	74	6.7	0
<b>TOTALS</b>	<b>4/0</b>	<b>11</b>	<b>74</b>	<b>6.7</b>	<b>0</b>

### 2017 GAME-BY-GAME

OPPONENT	CMP	ATT	INT	PCT	YDS	TD	RSH	YDS	TD
Charleston Southern	4	7	0	.571	35	1	6	36	0
at Louisiana Tech	1	2	0	.500	8	0	2	11	0
LSU	0	0	0	.000	0	0	1	12	0
at Georgia	1	4	0	.250	20	0	2	15	0
<b>TOTALS</b>	<b>6</b>	<b>13</b>	<b>0</b>	<b>.462</b>	<b>63</b>	<b>1</b>	<b>11</b>	<b>74</b>	<b>0</b>



# REGGIE TODD

## WIDE RECEIVER

6-4 • 204 • RFr. • RS

Mobile, Ala.  
(Blount)

# 20

### 2017 HIGHLIGHTS

- Reeled in three receptions for 24 yards in career debut against Charleston Southern (9/2).
- Saw special teams action at LA Tech (9/9) with the first kick return of his career.

### CAREER RECEIVING STATS

YEAR	G/GS	NO.	YDS	AVG.	TD
2017	4/0	3	24	8.0	0
<b>TOTALS</b>	<b>4/0</b>	<b>3</b>	<b>24</b>	<b>8.0</b>	<b>0</b>

### CAREER KICK RETURN STATS

YEAR	G/GS	NO.	YDS	AVG.	TD
2017	4/0	1	2	2.0	0
<b>TOTALS</b>	<b>4/0</b>	<b>1</b>	<b>2</b>	<b>2.0</b>	<b>0</b>

### 2017 RECEIVING GAME-BY-GAME

OPPONENT	NO.	YDS	AVG.	TD
Charleston Southern	3	24	8.0	0
at Louisiana Tech	0	0	0.0	0
LSU	0	0	0.0	0
at Georgia	0	0	0.0	0
<b>TOTALS</b>	<b>3</b>	<b>24</b>	<b>8.0</b>	<b>0</b>



# TIM WASHINGTON

LINEBACKER  
6-3 • 225 • So. • 1L  
Yazoo City, Miss.  
(Yazoo City)

## 50

### 2017 HIGHLIGHTS

- Recorded first career tackle in season opener against Charleston Southern (9/2).
- Set career high with three tackles at LA Tech (9/9).

### CAREER STATS

YEAR	G/GS	TT	UT	AT	TFL-YDS	SCK-YDS	FF/FR	PBU	INT-YD
2016	12/0	0	0	0	0.0-0	0.0-0	0/0	0	0-0
2017	4/0	6	1	5	0.0-0	0.0-0	0/0	0	0-0
<b>TOTALS</b>	<b>16/0</b>	<b>6</b>	<b>1</b>	<b>5</b>	<b>0.0-0</b>	<b>0.0-0</b>	<b>0/0</b>	<b>0</b>	<b>0-0</b>

### 2017 GAME-BY-GAME

OPPONENT	TT	UT	AT	TFL-YDS	SCK-YDS	FF/FR	PBU	INT-YD
Charleston Southern	1	0	1	0.0-0	0.0-0	0/0	0	0-0
at Louisiana Tech	3	1	2	0.0-0	0.0-0	0/0	0	0-0
LSU	2	0	2	0.0-0	0.0-0	0/0	0	0-0
at Georgia	0	0	0	0.0-0	0.0-0	0/0	0	0-0
<b>TOTALS</b>	<b>4</b>	<b>1</b>	<b>3</b>	<b>0.0-0</b>	<b>0.0-0</b>	<b>0/0</b>	<b>0</b>	<b>0-0</b>



# AERIS WILLIAMS

RUNNING BACK  
6-1 • 217 • Jr. • 2L  
West Point, Miss.  
(West Point)

## 22

### DOAK WALKER AWARD WATCH LIST

### 2017 HIGHLIGHTS

- Racked up 83 yards and a touchdown on the ground against Charleston Southern (9/2) to push his career rushing yards total over 1,000 yards.
- Turned in the third 100-yard rushing game of his career after gaining 107 yards on nine rushes at LA Tech (9/9). Also set a career-high with 28 receiving yards in Ruston on his first reception of the season. The catch was also a career long for Williams.
- Tallied his fourth-career 100-yard outing against No. 11 LSU (9/16) with a season-high 146 yards on 23 touches to become the first 100-yard rusher allowed by LSU's defense since Texas A&M's Keith Ford on Nov. 24, 2016.
- The first MSU running back to record back-to-back, 100-yard rushing performances since Josh Robinson against LSU and Texas A&M in 2014.

### CAREER RUSHING STATS

YEAR	G/GS	NO.	YDS	AVG.	TD
2015	13/0	40	206	5.2	3
2016	13/3	137	720	5.3	4
2017	4/4	59	360	6.1	1
<b>TOTALS</b>	<b>30/7</b>	<b>236</b>	<b>1,286</b>	<b>5.4</b>	<b>8</b>

### CAREER RECEIVING STATS

YEAR	G/GS	NO.	YDS	AVG.	TD
2015	13/0	6	18	3.0	0
2016	13/3	7	45	6.4	0
2017	4/4	7	41	5.9	0
<b>TOTALS</b>	<b>30/7</b>	<b>20</b>	<b>104</b>	<b>5.2</b>	<b>0</b>

### 2017 RUSHING GAME-BY-GAME

OPPONENT	NO.	YDS	AVG.	TD
Charleston Southern*	16	83	5.2	1
at Louisiana Tech*	9	107	11.9	0
LSU*	23	146	6.3	0
at Georgia*	11	24	2.2	0
<b>TOTALS</b>	<b>59</b>	<b>360</b>	<b>6.1</b>	<b>1</b>

### 2017 RECEIVING GAME-BY-GAME

OPPONENT	NO.	YDS	AVG.	TD
Charleston Southern*	0	0	0.0	0
at Louisiana Tech*	1	28	28.0	0
LSU*	1	1	1.0	0
at Georgia*	5	12	2.4	0
<b>TOTALS</b>	<b>7</b>	<b>41</b>	<b>5.9</b>	<b>0</b>



# 2017 MISSISSIPPI STATE ROSTER

No.	Name	Pos.	Ht.	Wt.	Cl.	Exp.	Hometown (Previous School)
1	Brandon Bryant	DB	6-0	215	Jr.	2L	Tunica, Miss. (Rosa Fort)
2	Logan Burnett	ATH	6-2	186	RFr.	RS	Pelham, Ala. (Bessemer Academy)
2	Jamal Peters	DB	6-2	218	Jr.	2L	Bassfield, Miss. (Bassfield)
3	Traver Jung	LB	6-4	226	Sr.	1L	Greenville, Miss. (Holmes CC)
4	Gerri Green	LB	6-4	250	Jr.	2L	Greenville, Miss. (Greenville Weston)
5	Gabe Myles	WR	6-0	195	Sr.	3L	Starkville, Miss. (Starkville)
6	Willie Gay Jr.	LB	6-2	230	Fr.	HS	Starkville, Miss. (Starkville)
6	Donald Gray	WR	5-10	200	Sr.	2L	Memphis, Tenn. (Copiah-Lincoln CC)
7	Tolando Cleveland	DB	6-0	194	Sr.	3L	Powder Springs, Ga. (Hillgrove)
7	Nick Fitzgerald	QB	6-5	230	Jr.	2L	Richmond Hill, Ga. (Richmond Hill)
8	Kylin Hill	RB	5-11	212	Fr.	HS	Columbus, Miss. (Columbus)
9	Malik Dear	WR	5-9	224	Jr.	2L	Jackson, Miss. (Murrah)
9	Rip Kirk	ATH	6-3	252	Jr.	JC	Hattiesburg, Miss. (Itawamba CC)
9	Montez Sweat	LB	6-6	240	Jr.	JC	Stone Mountain, Ga. (Copiah-Lincoln CC)
10	Leo Lewis	LB	6-2	235	So.	1L	Brookhaven, Miss. (Brookhaven)
10	Keytaon Thompson	QB	6-4	222	Fr.	HS	New Orleans, La. (Landry-Walker)
11	Dez Harris	LB	6-4	243	Sr.	3L	Bessemer, Ala. (McAdory)
12	J.T. Gray	DB	6-0	202	Sr.	3L	Clarksdale, Miss. (Clarksdale)
13	Cameron Dantzler	DB	6-2	175	RFr.	RS	Hammond, La. (St. Thomas Aquinas)
13	Braden Smith	ATH	5-10	175	Fr.	HS	Flowood, Miss. (Northwest Rankin)
14	Mitch Hood	ATH	6-3	205	Jr.	JC	Sonoma, Calif. (Santa Rosa [Calif.] JC)
16	Korey Charles	DB	5-10	179	RFr.	RS	Miami, Fla. (North Florida Christian)
16	Kareem Vance Jr.	ATH	6-4	195	Sr.	SQ	Charleston, Miss. (Olive Branch)
17	Jamal Couch	WR	6-4	227	So.	1L	Phenix City, Ala. (Central)
18	Dedrick Thomas	WR	5-9	187	So.	1L	Memphis, Tenn. (Memphis Central)
19	Travis O'Connor	ATH	6-1	205	Fr.	RS	Kenner, La. (John Curtis)
20	Taury Dixon	ATH	5-9	165	So.	JC	Madison, Miss. (East Mississippi CC)
20	Reggie Todd	WR	6-4	204	RFr.	RS	Mobile, Ala. (Blount)
21	Nick Gibson	RB	5-11	211	So.	1L	Birmingham, Ala. (Pinson Valley)
22	Blake Armour	ATH	5-11	193	Fr.	HS	Brighton, Tenn. (Brighton)
22	Aeris Williams	RB	6-1	217	Jr.	2L	West Point, Miss. (West Point)
23	Raymond Freeman	ATH	6-1	218	Fr.	HS	Cantonment, Fla. (J.M. Tate Senior)
23	Keith Mixon	WR	5-8	187	So.	1L	Birmingham, Ala. (Shades Valley)
23	Allen Perkins	ATH	6-0	208	So.	SQ	Pelham, Ala. (Oak Mountain)
24	Chris Rayford	DB	6-0	202	Jr.	2L	Byhalia, Miss. (Byhalia)
25	Lashard Durr	DB	5-11	195	Sr.	1L	Gulfport, Miss. (Copiah-Lincoln CC)
26	Jordan Lawless	K	6-0	173	So.	JC	Lindale, Texas (Tyler [Texas] JC)
26	Alec Murphy	RB	6-0	230	So.	SQ	Nixa, Mo. (Nixa)
27	Kody Schexnayder	P	5-10	203	So.	1L	River Ridge, La. (John Curtis)
28	Jaquarius Landrews	DB	6-0	195	Jr.	JC	Summit, Miss. (Copiah-Lincoln CC)
28	Dontavian Lee	RB	6-1	235	Jr.	2L	Hattiesburg, Miss. (Forrest County Agricultural)
28	Tristan Pisacane	ATH	5-9	180	Fr.	RS	Franklin, Tenn. (Centennial)
29	C.J. Morgan	DB	6-0	202	RFr.	RS	Bossier City, La. (Parkway)
30	Dan Mills	K	6-0	175	Fr.	HS	Canton, Ohio (Central Catholic)
31	Maurice Smitherman	DB	5-10	191	So.	1L	Adamsville, Ala. (Minor)
32	Brian Cole	DB	6-2	210	Jr.	JC	Saginaw, Mich. (East. Mississippi CC)
33	Tyler Williams	DB	6-2	180	Fr.	HS	Oxford, Miss. (Lafayette)
34	Cory Thomas	DL	6-5	303	Jr.	2L	Bessemer, Ala. (McAdory)
35	Landon Guidry	DB	6-0	189	Fr.	HS	Spring Hill, Tenn. (Independence)
37	Bennie Braswell III	ATH	5-9	176	Sr.	SQ	Olive Branch, Miss. (Olive Branch)
37	Brad Wall	K	5-8	170	So.	1L	Ocean Springs, Miss. (Ocean Springs)
38	Johnathan Abram	DB	6-0	210	Jr.	JC	Columbia, Miss. (Jones County JC)
39	Nathan Swanson	ATH	6-5	220	RFr.	RS	Norcross, Ga. (Norcross)
40	Wyatt Powell	ATH	5-9	192	So.	SQ	Ridgeland, Miss. (Jackson Academy)
40	Erroll Thompson	LB	6-1	250	RFr.	RS	Florence, Ala. (Florence)
41	Mark McLaurin	DB	6-2	215	Jr.	2L	Collins, Miss. (Collins)
42	Tucker Day	K/P	6-0	206	Fr.	HS	Brentwood, Tenn. (Brentwood)
42	Marquiss Spencer	LB	6-4	275	So.	1L	Greenwood, Miss. (Greenwood)
43	Fletcher Adams	DL	6-2	270	So.	1L	Brandon, Miss. (Brandon)
43	Logan Cooke	P/K	6-5	230	Sr.	3L	Darbun, Miss. (Columbia Academy)
44	Aadreekis Conner	ATH	6-2	200	Fr.	HS	Port Gibson, Miss. (Port Gibson)
45	Josiah Phillips	LB	6-4	241	Jr.	SQ	Starkville, Miss. (Home School)
46	Aaron Odom	DL	6-2	265	Fr.	HS	Jackson, Miss. (Callaway)



No.	Name	Pos.	Ht.	Wt.	Cl.	Exp.	Hometown (Previous School)
47	Jace Christmann	K	6-0	195	RFr.	RS	Houston, Texas (Memorial)
48	Chris Redmon	ATH	6-0	230	RFr.	RS	Fayetteville, Ark. (Fayetteville)
49	Stephen Adegoke	ATH	6-0	214	Jr.	RS	Snellville, Ga. (San Diego Mesa College)
50	Tim Washington	LB	6-3	225	So.	1L	Yazoo City, Miss. (Yazoo City)
51	R.J. Jennings	ATH	6-0	246	Fr.	HS	Birmingham, Ala. (Briarwood Christian)
51	Stewart Reese	OL	6-5	333	RFr.	RS	Fort Pierce, Fla. (Fort Pierce Central)
52	Kobe Jones	DL	6-4	275	RFr.	RS	Starkville, Miss. (Starkville)
53	Hunter Bradley	SN	6-3	240	Sr.	2L	Collierville, Tenn. (Collierville)
54	Cameron Miller	ATH	6-0	216	RFr.	RS	Odessa, Fla. (Sickles)
54	Blake Mitchell	ATH	6-0	310	RFr.	RS	Brentwood, Tenn. (Ensworth)
55	Martinas Rankin	OL	6-5	315	Sr.	1L	Mendenhall, Miss. (Miss. Gulf Coast CC)
56	Dareuan Parker	OL	6-4	320	RFr.	RS	Olive Branch, Miss. (DeSoto Central)
58	Tyler Dunning	LB	6-1	255	Fr.	HS	Fort Lauderdale, Fla. (St. Thomas Aquinas)
58	Greg Eiland	OL	6-8	330	RFr.	RS	Philadelphia, Miss. (Philadelphia)
61	Deion Calhoun	OL	6-3	315	Jr.	2L	Pleasant Grove, Ala. (Restoration Academy)
63	Cordavien Suggs	OL	6-6	300	Fr.	HS	Jackson, Miss. (Fletcher)
65	Brett Armour	ATH	6-1	281	So.	SQ	Brighton, Tenn. (Brighton)
66	Joel Baldwin	SN	6-3	215	Jr.	SQ	Tupelo, Miss. (Tupelo)
67	Michael Story	OL	6-4	305	So.	1L	Ripley, Miss. (Ripley)
68	Harry Parker	ATH	6-5	246	Fr.	HS	Mobile, Ala. (UMS-Wright Prep School)
70	Tommy Champion	OL	6-5	319	Jr.	JC	Jackson, Miss. (Copiah-Lincoln CC)
72	Ronald Cochran	OL	6-4	316	Jr.	SQ	Olive Branch, Miss. (Olive Branch)
73	Darryl Williams	OL	6-2	305	So.	SQ	Bessemer, Ala. (Bessemer City)
74	Elgton Jenkins	OL	6-4	313	Jr.	2L	Clarksdale, Miss. (Clarksdale)
75	Harrison Moon	OL	6-5	290	So.	1L	Chattanooga, Tenn. (Signal Mountain)
77	Jawon Johnson	ATH	6-2	304	Jr.	RS	Crawford, Miss. (East Mississippi CC)
78	Tyre Phillips	OL	6-5	335	Jr.	JC	Grenada, Miss. (East Mississippi CC)
79	Evans Wilkerson	OL	6-5	315	So.	SQ	Ridgeland, Miss. (Jackson Academy)
80	Christian Roberson	TE	6-5	241	RFr.	RS	Atlanta, Ga. (McEachern)
81	Justin Johnson	TE	6-3	247	Jr.	2L	Birmingham, Ala. (Hoover)
82	Farrod Green	TE	6-3	246	So.	1L	Wesson, Miss. (Wesson Attendance Center)
83	Jordan Thomas	TE	6-5	280	Sr.	1L	Sumrall, Miss. (East Central CC)
84	Dontea Jones	TE	6-4	222	RFr.	RS	McCool, Miss. (Jireh (N.C.) Prep)
85	Austin Williams	WR	6-3	205	Fr.	HS	Ocean Springs, Miss. (Ocean Springs)
86	Jesse Jackson	WR	6-2	210	Jr.	2L	Petal, Miss. (Petal)
87	Osirus Mitchell	WR	6-4	207	RFr.	RS	Sarasota, Fla. (Booker)
88	Aaron Hamaker	TE	6-4	280	Jr.	SQ	Little Rock, Ark. (Catholic)
89	Powers Warren	TE	6-3	235	Fr.	HS	Minnetonka, Minn. (Minnetonka Senior)
90	Grant Harris	DL	6-3	285	Jr.	SQ	Bolton, Miss. (Clinton)
91	James Jackson	DL	6-3	335	Fr.	HS	Pascagoula, Miss. (Pascagoula)
92	Kendell Jones	DL	6-4	281	So.	SQ	Pinson, Ala. (Clay-Chalkville)
94	Jeffery Simmons	DL	6-4	301	So.	1L	Macon, Miss. (Noxubee County)
95	Braxton Hoyett	DL	6-3	304	Jr.	1L	Pelham, Ala. (Pelham)
96	Tre Brown	DL	6-4	305	Jr.	RS	Ackerman, Miss. (Copiah-Lincoln CC)
97	Lee Autry	DL	6-2	312	Jr.	JC	Albemarle, N.C. (Itawamba CC)

## PRONUNCIATION GUIDE

3	Traver Jung	TREV-er
4	Gerri Green	GAIR-ee
9	Malik Dear	muh-LEEK
10	Keytaon Thompson	KEY-tahn
18	Dedrick Thomas	rhymes with Ted
22	Aeris Williams	AIR-us
27	Kody Schexnayder	SHEX-nye-dur
40	Erroll Thompson	Air-uhl
47	Jace Christmann	Christ-man
55	Martinas Rankin	Mahr-TEE-nuhs
56	Daruean Parker	Dair-ee-uhn
58	Greg Eiland	rhymes with island
74	Elgton Jenkins	EL-tuhn (silent g)
80	Christian Roberson	ROH-ber-suhn
82	Farrod Green	FUH-rahd
87	Osirus Mitchell	O-sye-rus
88	Aaron Hamaker	HAM-uh-kuhr

## COACHING STAFF

Dan Mullen, Head Coach • Ninth Season
Brian Baker, Defensive Line • Second Season
Terrell Buckley, Cornerbacks • Second Season
* Brett Elliott, Quarterbacks • First Season
* Ron English, Safeties • First Season
Todd Grantham, Defensive Coordinator/Linebackers • First Season
Billy Gonzales, Co-offensive Coordinator/Wide Receivers • Fifth Season
John Hevesy, Co-offensive Coordinator/Offensive Line • Ninth Season
Greg Knox, Special Teams Coordinator/Running Backs • Ninth Season
D.J. Looney, Tight Ends • First Season

\* - indicates in the press box

# 2017 MISSISSIPPI STATE COACHES

## ON THE FIELD



**DAN MULLEN**  
Head Coach  
Ninth Season



**BRIAN BAKER**  
Defensive Line  
Second Season



**TERRELL BUCKLEY**  
Cornerbacks  
Second Season



**BILLY GONZALES**  
Co-OC/Wide Receivers  
Fifth Season



**TODD GRANTHAM**  
Def. Coordinator/Linebackers  
First Season



**JOHN HEVESY**  
Co-OC/Offensive Line  
Ninth Season



**GREG KNOX**  
Running Backs/Special Teams  
Ninth Season



**D.J. LOONEY**  
Tight Ends  
First Season

## IN THE BOOTH



**BRETT ELLIOTT**  
Quarterbacks  
First Season



**RON ENGLISH**  
Safeties  
First Season