



# MISSISSIPPI STATE FOOTBALL

## GAME 8 NOTES

Dan Mullen Era • Winningest 8-Year Stretch in MSU History • 7 Straight Bowl Games • 22 NFL Draft Picks • 11 All-Americans • 2 National Scholars

October 28, 2017

6:15 p.m. CT • ESPN

College Station, Texas

Kyle Field (102,733)

### SCHEDULE (5-2, 2-2 SEC)

DATE	OPPONENT	TV	TIME (CT)
<b>SEPTEMBER (3-2)</b>			
2	Charleston Southern	SECN	W, 49-0
9	at Louisiana Tech	CBSN	W, 57-21
16	#12/11 LSU *	ESPN	W, 37-7
23	at #11/12 Georgia *	ESPN	L, 3-31
30	at #13/15 Auburn *	ESPN	L, 10-49
<b>OCTOBER (2-0)</b>			
14	BYU	SECN	W, 35-10
21	Kentucky *	SECN	W, 45-7
28	at RV/#24 Texas A&M *	ESPN	6:15 p.m.
<b>NOVEMBER</b>			
4	UMass	11 a.m. SECN	
11	#1/1 Alabama *	TBA	TBA
18	at Arkansas *	TBA	TBA
23	Ole Miss *	ESPN	6:30 p.m.

### COACHING STAFF

#### On the Sideline (Year at MSU)

Dan Mullen, head coach (9th)  
 Brian Baker, defensive line (2nd)  
 Terrell Buckley, cornerbacks (2nd)  
 Billy Gonzales, co-offensive coordinator/WRs (5th)  
 Todd Grantham, defensive coordinator/LBs (1st)  
 John Hevesy, co-offensive coordinator/OL (9th)  
 Greg Knox, running backs/special teams (9th)  
 D.J. Looney, tight ends (1st)

#### In The Booth (Year at MSU)

Brett Elliott, quarterbacks (1st)  
 Ron English, safeties (1st)

### STATISTICAL LEADERS

**Passing:** Nick Fitzgerald (107-188, 1179 yds, 11 TD, 7 INT)  
**Rushing:** Aeris Williams (117 att, 594 yds, 2 TD)  
**Receiving:** Donald Gray (23 rec, 206 yds, 2 TD)  
**Tackles:** Dez Harris (47 total, 3 TFL, 2 sacks, 1 FF)  
**Tackles for Loss:** Montez Sweat (6.0)

### AIRWAVES

#### MSU Sports Radio Network

Neil Price, play-by-play  
 Matt Wyatt, analyst  
 Jay Perry, sideline



#### Satellite Radio

Sirius Channel 138, XM Channel 190

#### ESPN

Mark Jones, play-by-play  
 Rod Gilmore, analyst  
 Quint Kessenich, reporter



### GAME 8

#### Mississippi State Bulldogs

Record 5-2 (2-2 SEC)  
 Streak W2  
 Ranking RV Associated Press  
 RV Amway Coaches  
 Head Coach Dan Mullen  
 Career Record 66-44 (.600)/ninth year  
 MSU Record same  
 Mullen vs. A&M 2-3



#### Texas A&M Aggies

Record 5-2 (3-1 SEC)  
 Streak W1  
 Ranking RV Associated Press  
 No. 24 Amway Coaches  
 Head Coach Kevin Sumlin  
 Career Record 84-40/10th year  
 A&M Record 49-23/sixth year  
 Sumlin vs. MSU 3-2



### STORYLINES

#### MSU Faces Fourth Ranked Team, Travels to No. 24 Texas A&M

MSU is seeking bowl eligibility as the Bulldogs, winners of two straight, travel to face No. 24 Texas A&M at 6:15 p.m. CT Saturday on ESPN from Kyle Field. It will be MSU's fourth game vs. a Top 25 team (1-2). State is currently in fifth place in the SEC West at 2-2. The Aggies are in a tie for third place at 3-1.

► MSU dominated Kentucky, 45-7, on Homecoming last Saturday. **Nick Fitzgerald** accounted for three touchdowns and rushed for 115 yards against a Wildcat defense that came in allowing only 97.2 yards per game on the ground. Fitzgerald had the highest completion percentage of his career (69.2), completing 18-of-26 passes. **Gerri Green** returned an interception 84 yards for a touchdown. **Deion Calhoun** was recognized as the SEC Offensive Lineman of the Week, while **Montez Sweat** (2.5 TFL, 1.5 sacks) earned SEC Defensive Lineman of the Week honors.

► **Dan Mullen** surpassed College Football Hall of Famer Allyn McKeen for second place in MSU career victories (66) with the UK win. Mullen, who is currently the second-longest tenured coach in the SEC, owns the highest winning percentage (.600) at MSU since McKeen from 1939-48 (.764, min. 3 seasons). Mullen is just nine wins away from tying Jackie Sherrill's school-record mark. MSU was 32-65 in the eight years prior to Mullen's arrival.

► Jr. QB **Nick Fitzgerald** has accounted for 63 career touchdowns - 35 passing, 28 rushing - which is second in school history behind only Dak Prescott (114). Fitzgerald is second in the SEC and 15th nationally in TDs responsible this season with 20 (11 pass, 9 rush). Fitzgerald owns 10 school records - five single-game, four single-season and one career. Fitzgerald owns the SEC career record for 100-yard rushing games by a QB (11), and he's done it in back-to-back games. Fitzgerald became the sixth QB in SEC history to rush for over 2,000 yards in a career. He is in sixth place in SEC career QB rushing yards (2,063) and is 106 yds shy of Johnny Manziel for fifth.

► The MSU-Texas A&M series is tied at five wins apiece. This is just the fourth meeting in College Station. MSU is seeking its first win in College Station since Nov. 1, 1913. The home team has won the last four.

► So. DT **Jeffery Simmons** is a two-time SEC Defensive Lineman of the Week this season (vs. LA Tech, LSU), becoming the first Bulldog to claim that honor multiple times in a season since Washington Redskin Preston Smith did so in 2014. Simmons is tied for the national lead in blocked punts/kicks (2), and he scored two TDs in Week 2 at LA Tech (punt block/recovery, fumble return). In 2017, Simmons owns 34 tackles, 5.5 TFL, 3.5 sacks and 2 forced fumbles.

► Defensive coordinator **Todd Grantham** leads an MSU unit that is ranked in the Top 10 nationally in three categories: total defense (8th - 281.3), passing defense (2nd - 153.6) and first down defense (1st - 12.3).

► With one more victory, MSU will become bowl eligible for a school-record eighth straight year. Prior to **Dan Mullen's** arrival, the school record for consecutive bowl appearances was three from 1998-2000.

► Jr. RB **Aeris Williams** ranks sixth in the SEC in rushing with 84.9 yards per game. He has three 100-yard rushing games this season and five for his career. The "A-Train" is eighth in the SEC in all-purpose yards (95.9).

### BY THE NUMBERS

#### 5,900

career total offensive yards by **Nick Fitzgerald**, which is fifth in MSU history

#### 100

Field goal percentage (6-of-6) by redshirt freshman walk-on kicker **Jace Christmann**, which leads the SEC

#### 3

Sacks allowed by MSU this season, the fewest allowed among Power 5 schools (No. 2 overall behind Army 1)

#### 264.6

Rushing yards per game by MSU, which is 13th nationally and third in the SEC (4-0 when rushing for over 200 yards)

#### 45.6

Punting average by **Logan Cooke** this year, currently the second-best in MSU single-season history (10th in FBS)

#### 0

Fumbles by MSU on offensive possessions this season (only lost fumble of year came on special teams)



# FOOTBALL MEDIA SERVICES

## Coach Dan Mullen

### Monday Press Conference

Coach Dan Mullen will conduct his weekly press conference at 1 p.m. Monday in the media room at the Leo Seal Jr. Football Complex (third floor). The press conference can also be seen live on SEC Network+ via WatchESPN.com or the WatchESPN app. On-demand video (FTP) and quotes will be available later that afternoon.

### SEC Teleconference

Coach Dan Mullen will join the league's other 13 coaches on the SEC's weekly Wednesday teleconference. Mullen's 10-minute segment is scheduled from 11:50 a.m.-12 p.m. CT. The teleconference phone number can be obtained by contacting the SEC.

### Postgame

Coach Dan Mullen's postgame press conference for home games will be held on the second floor of the Seal M-Club Center at the south end of Davis Wade Stadium at Scott Field. Mullen's press conference may also be viewed in the press box on the MSU TV Center channel on press box television monitors. For road games, Mullen's postgame press conferences will be held in the visiting interview room or outside the locker room.

### "Dawg Talk" Radio Show

Coach Dan Mullen's weekly, one-hour call-in radio show airs live at 7 p.m. CT each Thursday during the season from The Veranda in Starkville. It can be heard on 100.9 FM in Starkville, for free at HailState.com or via the TuneIn app.

## MSU Players/Assistant Coaches

### Monday Post Practice - Defense

Defensive players and defensive assistant coaches, including defensive coordinator Todd Grantham, are available by request following Monday's practice in the media room at the Seal Football Complex. Please email all player/assistant coach requests to Bill Martin (BMartin@athletics.msstate.edu), Andrew Piper (APiper@athletics.msstate.edu) and Taylor Shirey (tshirey@athletics.msstate.edu) 24 hours in advance.

### Tuesday Post Practice - Offense

Offensive players and offensive assistant coaches are available by request following Tuesday's practice in the media room at the Seal Football Complex. Please email all player/assistant coach requests to Bill Martin (BMartin@athletics.msstate.edu), Andrew Piper (APiper@athletics.msstate.edu) and Taylor Shirey (tshirey@athletics.msstate.edu) 24 hours in advance.

### Postgame

Player requests for postgame interviews will be taken in the fourth quarter. For home games, players will be available following Coach Dan Mullen's press conference in the Seal M-Club Center. For road games, players will be available after Mullen's press conference outside the locker room. The locker room is off limits to the media. MSU players may not be approached on the field following games for interviews.

## MSU Athletic Communications

Phone ..... (662) 325-8881  
Mailing Address: P.O. Box 5308, Mississippi State, MS 39762  
Overnight Address: Bryan Building, 288 Lakeview Drive, Mississippi State, MS 39762

## Football Contacts

### Bill Martin, Associate Athletic Director/Communications

Email: BMartin@athletics.msstate.edu  
Office: (662) 325-0967 • Cell: (662) 418-3821 • Twitter: @MSUBillMartin

### Andrew Piper, Assistant Director/Communications

Email: APiper@athletics.msstate.edu  
Office: (662) 325-0972 • Cell: (662) 418-9183 • Twitter: @ADPiper7

### Taylor Shirey, Assistant Director/Communications

Email: TShirey@athletics.msstate.edu  
Cell: (256) 899-6482 • Twitter: @Taylor\_Shirey14

## Other Important Phone Numbers

Davis Wade Stadium at Scott Field Press Box..... (662) 325-3776  
MSU Football Office..... (662) 325-2534  
HailState Productions (Television) ..... (662) 325-1262  
MSU Athletic Ticket Office ..... (662) 325-2600  
MSU Athletic Director's Office ..... (662) 325-8082

## CollegePressBox.com

CollegePressBox.com serves as a one-stop shop for all needs regarding college football. Members can access player headshots, media guides and more for all FBS schools. Login information will be distributed to accredited media or by applying for a password by sending an email to password@collegepressbox.com.

23 MONDAY	24 TUESDAY	25 WEDNESDAY	26 THURSDAY	27 FRIDAY	28 SATURDAY	29 SUNDAY
<b>Coach Mullen Press Conference</b> 1 p.m. Seal Media Room SECNetwork+  <b>Requested Defensive Assistant Coaches/Defensive Players</b> 7:45 p.m. in Seal Media Room	<b>Requested Offensive Assistant Coaches/Offensive Players</b> 6:10 p.m. in Seal Media Room	<b>Coach Mullen on SEC Teleconference</b> 11:50 a.m. Passcode available from SEC	<b>"Dawg Talk" with Dan Mullen Radio Show</b> 7 p.m. at The Veranda 100.9 FM or HailState.com/plus	Depart for College Station via charter flight in afternoon  <b>Hotel Headquarters:</b> Best Western Premier Bryan, Texas	<b>Game 8: MSU at Texas A&amp;M</b> 6:15 p.m. CT • ESPN Kyle Field  Coach Mullen and selected players will be available after the game in the visiting media room	Off Day  no media availability



# DAN MULLEN

2014 NATIONAL COACH OF THE YEAR • 2014 AP SEC COACH OF THE YEAR  
NINTH SEASON • [@COACHDANMULLEN](#)

## PERSONAL

**Birthdate:** April 27, 1972

**Age:** 45

**Hometown:** Manchester, N.H.

**Education:** 1994 – Bachelor's Degree in Exercise and Sport Science from Ursinus College; 1996 – Master's Degree in Education from Wagner College

**Wife:** Megan

**Children:** Canon and Breelyn Elisabeth

## COACHING EXPERIENCE

2009-p	Mississippi State (Head Coach)
2005-08	Florida (Offensive Coordinator/ Quarterbacks)
2003-04	Utah (Quarterbacks)
2001-02	Bowling Green (Quarterbacks)
1999-00	Notre Dame (Graduate Assistant Offense)
1998	Syracuse (Graduate Assistant Offense)
1996-97	Columbia (Wide Receivers)
1994-95	Wagner (Wide Receivers)

## BY THE NUMBERS

66	Overall wins (2nd in MSU history)
5	Bowl game victories (MSU record)
7	Straight bowl games (MSU record)
5	Egg Bowl wins (2nd in MSU history)
22	NFL Draft picks since 2010
111	Statistical Records set in Mullen era
4	Wins over Top 10 teams (MSU record)
10	Weeks ranked in Top 10 (MSU record)
4	30-Win Senior Classes (MSU record)
5	Weeks ranked No. 1 (MSU record)
50	MSU players who have reached the NFL
3	QBs coached who are current NFL starters

## MSU WINNING PCT. SINCE 1938

Coch	(minimum 3 years)	Rec.	Pct.
1.	^ Allyn McKeen (1939-48)	65-19-3	.764
2.	Dan Mullen (2009-p)	66-44	.600
3.	Jackie Sherrill (1991-2003)	75-75-2	.500

^ - College Football Hall of Famer

## MSU BOWL VICTORIES

Coch	App.	Wins
1. Dan Mullen (2009-p)	7	5
2. Jackie Sherrill (1991-2003)	2	2
3. 4 coaches	sev.	1

Consistency and longevity are two of the ultimate measures of a successful head coach. Few have personified that more than Dan Mullen, and he's achieved that in college football's toughest division. The 45-year-old is in his ninth season in Starkville after guiding the Bulldogs into unprecedented territory. That includes the fastest ascent from unranked to No. 1 in college football history and a school-record seven straight bowl games.

Mullen has surpassed College Football Hall of Famer Allyn McKeen (65-19-3) for second in Bulldog all-time wins. In 2017, Mullen also tied McKeen as the second-longest tenured coach in school history. Mullen's winning percentage ranks second in MSU annals among those who have coached six or more years. Only McKeen's .764 from 1939-48 is better.

Mullen has cemented the Bulldogs as one of the best in the SEC West as MSU ranks third in victories since 2014 (30) in college football's toughest division, which has produced a national title game finalist in 10 out of the last 11 years. He is the SEC's second-longest tenured current head coach behind only Alabama's Nick Saban (11th year).

Mullen has produced three seasons of at least nine victories in the last seven years, including the school's first back-to-back nine-win seasons in 2014 and 2015. To put in perspective, there were only four nine-win seasons at State in the 109 years prior to Mullen's arrival.

Bowl games have become the norm at State under Mullen's guidance. Prior to his arrival, the school record for consecutive bowl game appearances was three from 1998-2000. MSU is currently on a stretch of a school-record seven straight bowl appearances with its most recent triumph in the 2016 St. Petersburg Bowl. No other coach has been to more bowl games (seven) or won more bowl games (five) at MSU than Mullen. The Bulldogs are one of five SEC teams to earn a bowl berth every season this decade, and MSU is second in the league in bowl game wins (five) since 2010. Only five teams have held the No. 1 ranking since the start of the 2014 season – Alabama, Clemson, Florida State, Ohio State and Mississippi State.

No coach in school history had ever been a finalist for a national coach of the year honor until Mullen won the Maxwell Football Club's

National Coach of the Year award in 2014. He also claimed the Associated Press SEC Coach of the Year award that same fall that MSU reached No. 1. On top of that, Mullen has shined in the Egg Bowl, owning a 5-3 record against Ole Miss. His five wins against the in-state rival ranks second in school history, while his .625 winning percentage against the Rebels is the best by an MSU coach since Sid Robinson's 4-0 mark from 1917-19 (minimum three years).

Player development has been key in Mullen's eight previous seasons. Twenty-two Bulldogs have been chosen in the NFL Draft under Mullen's watch since 2010. What has proven to be even more impressive is how successful those players are when they reach the next level. The 2016 NFL season saw a school-record three Bulldogs – Dak Prescott, Fletcher Cox and K.J. Wright – reach the NFL Pro Bowl in Orlando. All three developed under Mullen at State. Prescott was the fifth SEC player to win NFL Rookie of the Year since its inception in 2002.

Off the field, Mullen's players are constant achievers in the classroom and the community donating countless hours to the Starkville area and state of Mississippi. A school-record 31 Bulldogs were named to the 2016 SEC Fall Academic Honor Roll, which ranked among the top five in the league. During Mullen's entire tenure at MSU, 166 players have earned the distinction of SEC Honor Roll recipient. State is tied for the SEC lead in number of National Football Foundation National Scholar-Athletes produced since 2010 with two.

The Mullen's created the Mullen Family 36 Foundation, raising close to \$500,000 for charity in the last five years. The foundation has impacted the lives of 36 different children's charities throughout the state of Mississippi and annually chooses a deserving student for a college scholarship. In the spring of 2017, the foundation hosted its first golf classic, bringing back former Bulldogs and celebrities that raised over \$100,000 for children's charities.

Mullen crossed a bucket list item off in April 2016. He received a sponsorship exemption through Adidas to run the 120th Boston Marathon, which he completed in 4:28:35. In the process, the Mullen 36 Family Foundation raised over \$60,000 through race donations.

## MULLEN'S YEAR-BY-YEAR RECORD

Year	School	Overall Record	SEC Record	Noteable
2009	Mississippi State	5-7	3-5	def. #20 Ole Miss, 41-27
2010	Mississippi State	9-4	4-4	Gator Bowl champs; def. Michigan
2011	Mississippi State	7-6	2-6	Music City Bowl champs
2012	Mississippi State	8-5	4-4	Gator Bowl; won first seven games
2013	Mississippi State	7-6	3-5	Liberty Bowl champs
2014	Mississippi State	10-3	6-2	Orange Bowl, first No. 1 ranking
2015	Mississippi State	9-4	4-4	Belk Bowl champs
2016	Mississippi State	6-7	3-5	St. Petersburg Bowl, Egg Bowl champs
2017	Mississippi State	5-2	2-2	
<b>TOTALS</b>		<b>66-44 (.600)</b>	<b>31-37 (.456)</b>	



## SERIES GAME-BY-GAME

### Series Tied, 5-5

11/28/1912:	TA&M, 41-7	at Houston, Texas
11/1/1913:	MSU, 6-0	at College Station
11/25/1915:	MSU, 7-0	at Dallas, Texas
10/9/1937:	TA&M, 14-0	at Tyler, Texas
12/31/2000:	MSU, 43-41 (OT)	at Shreveport, La.
11/3/2012:	TA&M, 38-13	at Starkville
11/9/2013:	TA&M, 51-41	at College Station
10/4/2014:	MSU, 48-31	at Starkville
10/3/2015:	TA&M, 30-17	at College Station
11/5/2016:	MSU, 35-28	at Starkville

at Starkville: MSU, 2-1

at College Station: Texas A&M, 2-1

at Neutral Sites: Tied, 2-2

# THE SERIES: MSU VS. TEXAS A&M

MSU and Texas A&M are meeting for the 11th time and the fifth time as both members of the SEC ... The series is tied at five apiece after State's win against the then-fourth-ranked Aggies in Starkville last season ... **Dan Mullen** was named National Coach of the Week and State was recognized as the FWAA National Team of the Week following that victory ... The two teams have combined for 281 points in the last four meetings ... MSU is seeking its first win in College Station since Nov. 1, 1913 ... The Aggies have won two in a row in the series in College Station ... Arguably, the most famous game between the two occurred in the 2000 Independence Bowl in Shreveport, Louisiana, during a rare snowstorm in the area ... The "Snow Bowl" saw Texas A&M build a 14-0 lead in the first quarter but MSU eventually won 43-41 ... A&M defensive run game coordinator/DTs coach David Turner spent six seasons as the Bulldogs' defensive line coach from 2007-09 and then 2013-15, including on MSU's No. 1 ranked team in 2014.

## THE LAST MEETING

**#7/7/4 Texas A&M**      **28**      Nov. 5, 2016 • Davis Wade Stadium  
**MSU**      **35**      Starkville, Miss. • 58,407

Mississippi State erupted for 28 points in the first half, and **Nick Fitzgerald** accounted for 391 yards of total offense and four touchdowns as the Bulldogs stunned No. 4 Texas A&M in Davis Wade Stadium. Fitzgerald got the crowd going right away, racing 74 yards for a touchdown on MSU's first play from scrimmage. The Bulldogs amassed 365 yards rushing and 574 yards of total offense. **Aeris Williams** registered his first career 100-yard game, finishing with 140 on 24 carries. His 2-yard run put MSU up 14-7. A&M responded with its first score but two brilliant drives led by Fitzgerald ended with Fred Ross touchdowns. Fitzgerald found Ross in stride for a 60-yard touchdown down the sideline. The Bulldogs led 28-14 at the half. Midway through the third quarter, **Johnathan Calvin** forced a fumble that halted an A&M drive. With MSU holding on to a 28-21 lead early in the fourth quarter, Fitzgerald engineered perhaps the best drive of the year. The Bulldogs used up 7:26, going 73 yards that was capped with Fitzgerald's second rushing TD of the day. A&M cut the lead to one possession with 1:33 to play and got the ball back again with 0:27 at its own 20-yard line. Jake Hubenak, filling in for an injured Trevor Knight the entire second half, was then intercepted by MSU's **Mark McLaurin** at midfield. Richie Brown led the Bulldogs with eight tackles. The Bulldogs' 365 rushing yards were their most in an SEC game since putting up 390 against Kentucky on Oct. 29, 1994.

## STATISTICAL BREAKDOWN

Category	MSU	A&M	Conference (NCAA) Ranks	
			MSU	A&M
Scoring Offense:	33.7	32.1	4 (36)	6 (44)
Total Offense:	442.4	401.7	6 (47)	8 (62)
Rushing Offense:	<b>264.6</b>	204.6	<b>3 (13)</b>	6 (32)
Passing Offense:	177.9	197.1	12 (106)	10 (93)
Scoring Defense:	<b>17.9</b>	26.3	<b>4 (18)</b>	9 (65)
Total Defense:	<b>281.3</b>	380.4	<b>3 (8)</b>	8 (57)
Pass Defense:	<b>153.6</b>	245.1	<b>1 (2)</b>	12 (92)
Rushing Defense:	127.7	135.3	5 (31)	6 (38)
Kickoff Return Avg.:	22.11	22.50	11 (50)	8 (44)
Punt Return Avg.:	8.91	12.00	8 (48)	5 (27)
Time of Poss.:	<b>32:24</b>	31:50	<b>3 (21)</b>	6 (34)
3rd Down Conv. Pct.:	<b>0.481</b>	0.386	<b>2 (13)</b>	8 (76)
Opp. 3rd-D Conv. Pct:	0.326	0.337	5 (31)	7 (39)
TO Margin:	<b>1.00</b>	0.29	<b>2 (15)</b>	6 (49)
Net Punting:	<b>42.39</b>	43.22	<b>4 (10)</b>	3 (7)
Fumbles Recovered:	6	8	5 (31)	2 (13)
Passes Intercepted:	4	7	10 (97)	2 (46)
Fumbles Lost:	<b>1</b>	4	<b>1 (3)</b>	8 (39)
Turnovers Lost:	8	8	6 (31)	6 (31)
Passing Efficiency:	118.44	118.37	12 (102)	13 (103)
Pass Efficiency Defense	119.42	133.91	5 (46)	12 (85)
Fewest Penalties:	42	36	9 (52)	5 (25)
Fewest Yards Penalized:	337	275	10 (42)	3 (14)
Sacks/game:	1.86	4.00	11 (76)	1 (1)
Tackles for Losses:	5.6	8.0	10 (78)	1 (10)
First Downs:	168	143	2 (26)	7 (77)
First Down Defense:	<b>86</b>	126	<b>1 (1)</b>	5 (33)
Red Zone Offense:	0.788	0.871	12 (96)	8 (47)
Red Zone Defense:	0.818	0.893	5 (60)	11 (104)

\* **Bold** indicates categories MSU is in the top 25 nationally in.

## THE NOTEBOOK

### MORE NOTABLES

- The Bulldogs are 235-210-19 (.529) all-time in the month of October. Under **Dan Mullen**, State is 23-11 in October.
- Under **Dan Mullen** (since 2009), State is 59-4 when leading at the half and 60-2 when leading at the end of the third quarter.
- MSU was picked to finish sixth in the SEC West standings at SEC Media Days. The Bulldogs have finished ahead of where they were projected in five straight seasons and six times in eight years under **Dan Mullen**. State is currently in fifth place in the 2017 SEC West standings.
- The Bulldogs are ranked fifth in the SEC among NCAA Academic Progress Rate (APR) with a score of 974, which is eight points above the national average. MSU's high APR score allowed the Bulldogs to earn a berth to the St. Petersburg Bowl last season.
- MSU is one of five SEC teams who have been to a bowl every season this decade (Alabama, Georgia, LSU and Texas A&M the others).
- The Bulldogs' 35 first downs against BYU in Week 7 were a school record, breaking the previous mark of 33 set against Georgia Tech in the 2014 Orange Bowl. Twelve times under **Dan Mullen**, State has accumulated 30 first downs or more in a game.
- MSU produced its first defensive shutout since 2014 in the opener against Charleston Southern. Meanwhile, the Bulldogs' offense hasn't been shutout in 109 consecutive games, the sixth-longest current streak in the SEC. The Bulldogs have scored in every game under head coach **Dan Mullen**.
- The Bulldogs have 30 years of NFL coaching experience on the staff, which is the seventh most in the FBS. Defensive coordinator **Todd Grantham** coached 11 years in the NFL, while defensive line coach **Brian Baker** spent 19 years in the pros.

### MULLEN AT 66 WINS, NOW SECOND IN MSU HISTORY

**Dan Mullen** has surpassed College Football Hall of Famer Allyn McKeen as the second-winningest coach in school history with his 66th victory in a 45-7 win against Kentucky last Saturday. Mullen is also tied with McKeen as the second-longest tenured coach in MSU history (by years). Mullen is in his ninth year and is coaching in his 111th game this weekend vs. Texas A&M. Only Jackie Sherrill (152) has coached in more MSU games than Mullen. Mullen is just nine wins shy of tying Sherrill for first place in Bulldog victories. Mullen is the SEC's second-winningest coach among current head coaches behind only Nick Saban. In an era of coaching transactions, Mullen has turned MSU into a winner in college football's toughest division that has produced a national title game finalist in 10 out of the last 11 years.

#### Top 5 Winningest MSU Coaches (in terms of victories)

	Head Coach	Years	Tenure	Record	Pct.
1.	Jackie Sherrill	13	1991-2003	75-75-2	.500
2.	<b>Dan Mullen</b>	<b>9</b>	<b>2009-Present</b>	<b>66-44</b>	<b>.600</b>
3.	Allyn McKeen	9	1939-48	65-19-3	.764
4.	Emory Bellard	7	1979-85	37-42	.468
5.	W.D. Chadwick	5	1909-13	29-12-2	.698

#### Quickest to 65 Wins

	Head Coach	Years	Tenure	Games to win 65
	Allyn McKeen	9	1939-48	87 (8 of the 87 vs. ranked opponents)
	<b>Dan Mullen</b>	<b>9</b>	<b>2009-Present</b>	<b>109 (41 of the 109 vs. ranked opponents)</b>
	Jackie Sherrill	13	1991-2003	126 (33 of the 126 vs. ranked opponents)

#### Top 5 Longest Tenured MSU Coaches (by years)

	Head Coach	Years	Tenure	Record	Pct.
1.	Jackie Sherrill	13	1991-2003	75-75-2	.500
2.	<b>Dan Mullen</b>	<b>9</b>	<b>2009-Present</b>	<b>66-44</b>	<b>.600</b>
	Allyn McKeen	9	1939-48	65-19-3	.764
4.	Emory Bellard	7	1979-85	37-42	.468
5.	W.D. Chadwick	5	1909-13	29-12-2	.698
	Rockey Felker	5	1986-90	21-34	.382

### PUTTING UP POINTS

State is putting up points an impressive clip, scoring at least 35 points in five of its seven games this year and at least 35 points in 10 out of its last 14 games dating back to last season's Kentucky game on Oct. 22. The Bulldogs have scored at least 30 points in 53 of the 110 games under Dan Mullen (48.2 percent). MSU is 54-10 when scoring 25 or more points under Mullen.

## QUICK FACTS

Location	Starkville, Miss.
Founded	February 28, 1878
Nickname	Bulldogs
Enrollment	21,622
President	Dr. Mark Keenum
Athletic Director	John Cohen
Faculty Rep	Dr. Steven Turner
Conference	Southeastern (West)
Colors	Maroon and White
Stadium	Davis Wade Stadium at Scott Field
Capacity	61,337
Playing Surface	Hybrid Bermuda
First Year Football	1895
Years of Football	118th
All-Time Record	551-570-40 (.491)
All-Time SEC Record	190-359-12 (.349)
All-Time Bowl Record	12-8 (.600)

## 2017 HONORS

### Dan Mullen • Head Coach

Dodd Trophy National Coach of the Week (vs. LSU)

### Deion Calhoun • OL • Jr.

SEC Offensive Lineman of Week (vs. UK)

### Logan Cooke • P • Sr.

Ray Guy Award Watch List

### Nick Fitzgerald • QB • Jr.

Maxwell Award Watch List  
Second-Team All-SEC (Coaches, Media)  
Davey O'Brien Award Watch List  
Johnny Unitas Golden Arm Award Watch List  
Maxwell Award National Player of the Week (vs. LSU)  
Davey O'Brien Award QB of the Week (vs. LSU)  
Manning Award Star of the Week (vs. LSU)  
SEC Offensive Player of the Week (vs. LSU)

### Gabe Myles • WR • Sr.

Wuerffel Award Watch List  
AFCA Good Works Team

### Martinas Rankin • OT • Sr.

Second-Team All-American (CFN)  
Second-Team All-SEC (Coaches, Media)

### Jeffery Simmons • DT • So.

Bednarik Award Watch List  
SEC Defensive Lineman of the Week (at LA Tech, vs. LSU)  
Second-Team All-SEC (Athlon Sports)

### Montez Sweat • LB/DE • Jr.

SEC Defensive Lineman of the Week (vs. UK)

### Aeris Williams • RB • Jr.

Doak Walker Award Watch List

### Darryl Williams • OL • So.

SEC Offensive Lineman of Week (vs. LSU)

## BULLDOG TRENDS

	2017	Mullen	Streak
August	0-0	1-1	L1
September	3-2	23-12	L2
October	2-0	23-11	W3
November	0-0	14-18	W1
December-January	0-0	5-2	W2

### MSU's Conference Record...

at home	2-0	18-17	W2
on the road	0-2	12-21	L2

### MSU's Non-Conference Record...

at home	2-0	21-3	W3
on the road	1-0	9-1	W1
neutral	0-0	5-3	W2

### MSU vs. Ranked Opponents...

overall	1-2	8-33	L2
at home	1-0	5-15	W2
on the road	0-1	3-15	L5
neutral	0-0	0-3	L3
vs. Top 10	0-0	4-14	L1

### MSU's Record in Games...

decided by 7 pts or less	0-0	16-13	W2
decided by 3 pts or less	0-0	4-4	W1
Road during the day	0-0	8-9	W1
Road at night	1-2	13-13	L2
Home during the day	3-0	18-7	W5
Home at night	1-0	21-12	W1

### MSU's Record When Scoring...

less than 20 points	0-2	6-24	L2
20 or more points	5-0	34-14	W6
25 or more points	5-0	54-10	W6

### MSU's Record When Allowing...

14 or fewer points	4-0	32-1	W23
24 or fewer points	4-0	54-11	W6
25+ points	0-2	11-33	L4

### MSU's Record When...

MSU scores first	4-0	46-10	W6
Opponent scores first	1-2	20-34	L2
Leading after the 1st qtr	4-0	47-7	W7
Trailing after the 1st qtr	0-2	11-28	L2
Leading at halftime	5-0	59-4	W8
Trailing at halftime	0-2	6-37	L2
Leading after the 3rd qtr	5-0	60-2	W10
Trailing after the 3rd qtr	0-2	4-39	L2
Tied going into the 4th qtr	0-0	0-0	L1

### MSU's Record With...

less than 300 yards	0-1	0-1	L4
400+ yards total offense	5-0	36-11	W6
500+ yards total offense	2-0	27-6	W3
600+ yards total offense	0-0	4-2	W3
less than 100 yards rush	0-0	4-10	L3
100+ yards rushing	5-2	32-18	W2
150+ yards rushing	5-2	30-15	W2
200+ yards rushing	5-0	35-7	W6
250+ yards rushing	5-0	27-6	W8
less than 200 yards pass	2-2	25-24	W1
300+ yards passing	0-0	15-6	L1
350+ yards passing	0-0	6-1	W5
400+ yards passing	0-0	2-1	W2
450+ yards passing	0-0	1-1	W1

## THE TODD GRANTHAM EFFECT

Todd Grantham has made an immediate splash in his first year as defensive coordinator in Starkville. Grantham is in his 11th season as a defensive coordinator and fifth season as a defensive coordinator in the SEC. He spent four years at Georgia. In the spring, he stressed building a "fast, physical and aggressive defense" and it has translated in 2017:

Category	2017 Stats	'17 Rank SEC (FBS)	Best at MSU Since	2016 Stats	'16 Rank SEC (FBS)	Improvement
Total Defense	281.3	3rd (8th)	1999 (222.5)	459.1	12th (110th)	-177.8
Pass Defense	153.6	1st (2nd)	1989 (145.4)	281.5	14th (120th)	-127.9
Rush Defense	127.7	5th (31st)	2010 (119.1)	177.5	7th (70th)	-49.8
First Down Defense	12.3	1st (1st)	1963 (10.2)	22.9	12th (98th)	-10.6
Scoring Defense	17.9	4th (18th)	1999 (13.5)	31.8	13th (93rd)	-13.9
Yards Per Play	4.9	4th (26th)	1999 (3.3)	6.2	13th (103rd)	-1.3

## 30-WIN SENIOR CLASSES IN MSU HISTORY

The victory against Kentucky was the 2017 senior class' 30th and they became the ninth MSU senior class to reach the 30-win mark. The 2017 class is now tied for seventh in senior class victories, four shy of tying the school record of 34 set by the 1942 and 2015 squads. With one more victory they would move into a tie for fifth. Of the nine in the 118-year history of the program, five have occurred under head coach Dan Mullen.

### 30-Win MSU Senior Classes

1942: 34-5-2

2015: 34-15\*

2000: 33-15

2014: 32-21\*

2013: 31-19\*

2016: 31-20\*

1941: 30-9-2

**2017: 30-16\***

1999: 30-17

\* - denotes Mullen Era

## ONE OF THE TOUGHEST SCHEDULES IN THE NATION

No. 24 Texas A&M will be State's fourth game against a ranked team this season and third vs. a Top 25 on the road. MSU and Maryland will be the only teams in the nation to have faced three ranked teams on the road. MSU faced three straight Top 15 opponents with no open week between earlier this year. All three of those opponents (LSU, Georgia, Auburn) are all still ranked in the polls. It was the first time since 2014 that the Bulldogs faced three straight Top 15 opponents. It was also only the fourth time in school history that MSU played consecutive weeks on the road against Top 15 opponents. The other times: 2013 (11/2 L at No. 2 South Carolina, 34-16; 11/9 L at No. 11 Texas A&M, 51-41); 2007 (10/20 L at No. 7 West Virginia, 38-13; 10/27 W at No. 14 Kentucky, 31-14); 1991 (9/21 L at No. 6 Tennessee, 26-24; 9/28 L at No. 14 Florida, 29-7). Both of Mississippi State's losses occurred to ranked teams on the road at night. Both of those losses happened to be the SEC home openers for those teams (Georgia, Auburn).

## ELITE RUSHING ATTACK

- MSU is one of three Power 5/Independent programs who have a QB-RB duo each averaging over 80.0 yards per game rushing, joining Notre Dame (Brandon Wimbley-Josh Adams) and Georgia Tech (TaQuon Marshall-KirVonte Benson). **Aeris Williams** is averaging 84.9 yards per game, while **Nick Fitzgerald** is putting up 80.1 ypg.

- State has rushed for over 250 yards five times this season and is 5-0 in those contests. The Bulldogs have eclipsed 250 rushing yards in nine out of their last 14 games dating back to the Kentucky game on Oct. 22 last season. MSU has won eight in a row when rushing for over 250 yards.

- MSU is averaging 264.6 yards per game on the ground, which is third in the SEC and 13th nationally. That tally is the best by a Bulldog squad since 1980 when it put up a school-record 280.5 yards per game.

## MSU RB/QB HAVE NOT LOST A FUMBLE THIS SEASON

MSU's quarterbacks and running backs have not lost a fumble this season. The Bulldogs' first lost fumble occurred with 0:37 remaining in the Week 6 game against BYU when **Keith Mixon** fumbled on a kickoff. State still has not LOST a fumble on any offensive possession this season, which includes all 323 rushing attempts this year. The Bulldogs have fumbled only once on their 323 carries this season when **Keytaon Thompson** did late in the fourth quarter at Auburn on Sept. 30. MSU recovered that fumble. The Bulldogs have gone 32 consecutive quarters (eight straight games) without a lost fumble on an offensive possession. MSU has carried it 371 consecutive times without a lost fumble on offense (Egg Bowl last year last lost one). MSU leads the SEC and is tied for third in the nation

in fewest fumbles LOST with one. The Bulldogs are tops in the nation with SMU and Miami in total fumbles (2). In **Nick Fitzgerald's** 299 career carries, he's lost a fumble three times (twice vs. Auburn in 2016 and once at UMass in 2016).

#### Consecutive Carries Without A Fumble

Player	Consecutive Carries W/O Fumble	Last Fumble
RB Aeris Williams	228	3Q at BYU, 10/14/16 (recovered it)
QB Nick Fitzgerald	141	4Q vs. Texas A&M, 11/5/16 (recovered it)
RB Kylin Hill	45	never fumbled
RB Dontavian Lee	43	never fumbled
RB Nick Gibson	40	never fumbled

#### Consecutive Carries Without A Lost Fumble

Player	Consecutive Carries W/O Lost	Last Lost Fumble
RB Aeris Williams	288	3Q at Texas A&M, 10/3/15 (6:05)
QB Nick Fitzgerald	222	2Q vs. Auburn, 10/8/16 (1:45 on clock)
RB Kylin Hill	45	never fumbled
RB Dontavian Lee	43	never lost a fumble
RB Nick Gibson	40	never lost a fumble

## WINS BY SEC WEST TEAMS SINCE START OF 2014 SEASON

MSU has been a model of consistency in the difficult SEC West as the Bulldogs have won the third-most games in the division since the start of the 2014 season. A look at the list:

1. Alabama - 48

2. LSU - 31

3. Mississippi State - 30

4. Texas A&M - 29

Auburn - 29

6. Ole Miss - 27

7. Arkansas - 24

## 500 YARD TOTAL OFFENSE GAMES BY SEC TEAMS SINCE 2014

Mississippi State leads the SEC with 20 500-yard total offense games since 2014. The Bulldogs racked up five 500-yard offense games a season ago and did so again with 555 yards in the season-opening win over Charleston Southern and 546 against BYU in Week 6. The full list since 2014:

1. Mississippi State - 20

2. Alabama - 17

Ole Miss - 17

4. Texas A&M - 16

Auburn - 16

6. Tennessee - 10

LSU - 10

Missouri - 10

9. Kentucky - 8

Arkansas - 8

11. Georgia - 7

12. Florida - 5

South Carolina - 5

14. Vanderbilt - 4

## FITZGERALD ONE OF THE NATION'S BEST SIGNAL CALLERS

Junior **Nick Fitzgerald** is in his second season as a starter and owns a 11-9 record as a starter.

- At 6-foot-5, 230 pounds, Fitzgerald was Dak Prescott's primary backup in 2015 before taking the reins. He was offered by only two schools coming out of Richmond Hill (Ga.) High School, MSU and Middle Tennessee. Richmond Hill ran an option style offense and threw only 78 passes as a senior. He played wide receiver as a junior before moving to quarterback.

- Fitzgerald owns the SEC career record for 100-yard rushing games by a QB with 11. He's coming off back-to-back 100-yard rushing contests, including 103 vs. BYU and 115 vs. Kentucky. Fitzgerald has rushed for 100 yards in nine of his last 14 games. He's done it three times this season.

- Fitzgerald's 11 100-yard rushing games already rank fifth in MSU career history among all positions:

#### MSU Career 100-Yard Rushing Games

Player	Games	Years
1. Anthony Dixon	17	2006-09
2. Jerious Norwood	13	2002-05
3. James Johnson	12	1997-98
4. Walter Packer	12	1973-76

## CAREER GAMES PLAYED/STARTED

Player	'14	'15	'16	'17	Total
Johnathan Abram	--	--	--	7/3	7/3
Fletcher Adams	--	--	11/0	7/3	18/3
Stephen Adegoke	--	--	--	3/0	3/0
Joel Baldwin	--	--	--	1/0	1/0
Hunter Bradley	3/0	12/0	13/0	7/0	35/0
Bennie Braswell	--	--	--	1/0	1/0
Tre Brown	--	--	--	7/0	7/0
Brandon Bryant	--	13/8	13/10	7/5	33/23
Logan Burnett	--	--	--	2/0	2/0
Deion Calhoun	--	13/1	9/9	7/7	29/17
Korey Charles	--	--	--	2/0	2/0
Jace Christmann	--	--	--	7/0	7/0
Tolando Cleveland*	13/0	13/10	--	7/7	45/17
Ronald Cochran	--	4/0	1/0	3/0	8/0
Logan Cooke	9/0	13/0	10/0	7/0	39/0
Jamal Couch	--	--	11/0	7/0	18/0
Cameron Dantzler	--	--	--	7/0	7/0
Tucker Day	--	--	--	2/0	2/0
Malik Dear	--	11/0	12/9	0/0	23/9
Lashard Durr	--	--	13/7	7/3	20/10
Greg Eiland	--	--	--	7/0	7/0
Nick Fitzgerald	--	8/0	13/13	7/7	28/20
Willie Gay Jr.	--	--	--	7/0	7/0
Nick Gibson	--	--	3/0	7/0	10/0
Donald Gray	--	13/0	13/13	7/7	33/20
J.T. Gray	6/0	13/0	13/10	7/4	39/14
Farrod Green	--	--	12/8	7/7	19/15
Gerri Green	--	13/1	13/0	7/7	33/8
Aaron Hamaker	--	3/0	11/0	4/0	18/0
Dez Harris	6/0	7/0	13/0	7/7	33/7
Grant Harris	--	5/0	6/0	7/0	18/0
Kylin Hill	--	--	--	7/0	7/0
Braxton Hoyett	--	7/0	13/0	6/5	26/5
Jesse Jackson	--	12/0	13/1	7/3	32/4
Elgton Jenkins	--	11/3	12/5	7/7	30/15
Justin Johnson	--	11/0	13/2	7/0	31/2
Dontea Jones	--	--	--	4/0	4/0
Kendell Jones	--	--	1/0	4/0	5/0
Kobe Jones	--	--	--	7/0	7/0
Traver Jung	--	--	13/2	5/0	18/2
Dontavian Lee	--	10/0	13/0	7/0	30/0
Leo Lewis	--	--	13/13	7/6	20/19
Mark McLaurin	--	12/0	13/6	7/7	32/13
Cameron Miller	--	--	--	1/0	1/0
Osirus Mitchell	--	--	--	4/0	4/0
Keith Mixon	--	--	13/1	6/6	19/7
Harrison Moon	--	--	12/0	7/0	19/0
C.J. Morgan	--	--	--	7/0	7/0
Alec Murphy	--	--	4/0	6/0	10/0
Gabe Myles	13/3	10/0	13/4	4/4	39/10
Travis O'Connor	--	--	--	1/0	1/0
Dareaun Parker	--	--	--	7/0	7/0
Allen Perkins	--	--	--	2/0	2/0
Jamal Peters	--	12/2	12/2	7/1	31/5
Josiah Phillips	--	1/0	13/0	7/0	21/0
Wyatt Powell	--	--	--	2/0	2/0
Martinas Rankin	--	--	13/10	5/5	18/15
Chris Rayford	--	13/0	13/3	7/4	33/7
Chris Redmon	--	--	--	2/0	2/0
Stewart Reese	--	--	--	7/7	7/7
Kody Schexnayder	--	--	4/0	1/0	5/0
Jeffery Simmons	--	--	12/3	7/7	19/10
Maurice Smitherman	--	--	10/0	7/0	17/0
Marquiss Spencer	--	--	12/0	7/0	19/0
Michael Story	--	--	8/2	5/0	13/2
Montez Sweat	--	--	--	7/7	7/7
Cory Thomas	--	8/0	13/4	2/2	23/6
Dedrick Thomas	--	--	10/0	7/0	17/0
Jordan Thomas	--	--	12/0	7/1	19/1
Erroll Thompson	--	--	--	7/0	7/0
Keytaon Thompson	--	--	--	7/0	7/0
Reggie Todd	--	--	--	7/0	7/0
Brad Wall	--	--	7/0	0/0	7/0
Tim Washington	--	--	12/0	7/0	19/0
Evans Wilkerson	--	--	12/0	7/0	19/0
Aeris Williams	--	13/0	13/3	7/7	33/10
Darryl Williams	--	--	7/0	7/7	14/7

\* - Tolando Cleveland played in 12 games (0 starts) in 2014 and received a medical redshirt in 2016.



## BULLDOGS ON NFL ROSTERS (18)

Name	Pos.	Team	Year
Denico Autry	DE	Raiders	4
Johnthan Banks	CB	Texans	5
Fred Brown #	WR	Colts	R
Blaine Clausell #	OL	Panthers	3
Fletcher Cox ^\$	DE	Eagles	6
Dillon Day	C	Broncos	3
Kaleb Eulls %	DL	Chargers	3
Gabe Jackson \$	OG	Raiders	4
Chris Jones \$	DT	Chiefs	2
Kyle Love	DT	Panthers	6
Benardrick McKinney \$	LB	Texans	3
Pernell McPhee \$	OLB	Bears	7
Dak Prescott ^\$	QB	Cowboys	2
Fred Ross %	WR	Panthers	R
Deontae Skinner #	LB	Raiders	3
Darius Slay \$	CB	Lions	5
Preston Smith \$	LB	Redskins	3
K.J. Wright ^\$	LB	Seahawks	7

^ - indicates Pro Bowl selection

\$ - indicates regular starter

% - indicates injured reserve

# - indicates on practice squad



## 2017 UNIFORM COMBINATIONS

Opponent	Helmet	Jersey	Pants
Charleston So.	Maroon	Maroon	White
at LA Tech	Maroon	White	White
#11 LSU	Maroon	Maroon	Grey
at #11 Georgia	White	White	White
at #13 Auburn	Maroon	White	Maroon
BYU	Maroon	Maroon	Grey
Kentucky	Maroon	Maroon	White
at Texas A&M			
UMass			
Alabama			
at Arkansas			
Ole Miss			

## SEC STANDINGS

### SEC West

Team	Conf.	Overall
Alabama	5-0	8-0
Auburn	4-1	6-2
LSU	3-1	6-2
Texas A&M	3-1	5-2
Mississippi State	2-2	5-2
Ole Miss	1-3	3-4
Arkansas	0-4	2-5

### SEC East

Team	Conf.	Overall
Georgia	4-0	7-0
South Carolina	3-2	5-2
Florida	3-2	3-3
Kentucky	2-2	5-2
Tennessee	0-4	3-4
Vanderbilt	0-4	3-4
Missouri	0-4	2-5

### 5. Nick Fitzgerald 11 2015-present

6. Vick Ballard	10	2010-11
Dicenzo Miller	10	1998-01
Michael Davis	10	1991-94
Michael Haddix	10	1979-82
10. Dak Prescott	9	2012-15
Don Smith	9	1983-86

• With his 115-yard rushing performance against Kentucky, Fitzgerald became the sixth QB in SEC history to rush for over 2,000 yards in a career. Three of the top six were MSU players (Fitzgerald, Dak Prescott and John Bond) and three of the six were also coached by **Dan Mullen** (Fitzgerald, Tim Tebow and Prescott). Fitzgerald is 106 yards away from tying Johnny Manziel for fifth place.

### SEC Career QB Rushing Yards

Player	Team	Years	Yards
1. Tim Tebow	UF	2006-09	2,947
2. Matt Jones	ARK	2001-04	2,535
3. Dak Prescott	MSU	2012-15	2,521
4. John Bond	MSU	1980-83	2,280
5. Johnny Manziel	A&M	2012-13	2,169

### 6. Nick Fitzgerald MSU 2015-p 2,063

• Fitzgerald is just 217 yards shy of the MSU career top 10 in rushing yards.

### MSU Career Rushing Yards

Player	Yds.	Years	Att.	Avg.
1. Anthony Dixon	3994	2006-09	910	4.4
2. Jerious Norwood	3212	2002-05	573	5.6
3. Walter Packer	2820	1973-76	483	5.8
4. Michael Davis	2721	1991-94	578	4.7
5. Michael Haddix	2558	1979-82	425	6.0
6. LaDarius Perkins	2554	2010-13	530	4.8
7. Dak Prescott	2521	2012-15	536	4.7
8. James Johnson	2452	1997-98	453	5.4
9. Dennis Johnson	2284	1974-77	428	5.3
10. John Bond	2280	1980-83	572	4.0

### -- Nick Fitzgerald 2063 2015-p 299 6.9

• Fitzgerald has been responsible for 63 career touchdowns. Fitzgerald and Dak Prescott are the only two players in school history to rush for 25+ touchdowns and throw for 25+ touchdowns.

### MSU Career Touchdowns Responsible

Player	Years	Rush	Pass	TDs
1. Dak Prescott	2012-15	41	70 & 3 rec.	114
2. Nick Fitzgerald	2015-p	28	35	63
3. Don Smith	1983-86	21	31	52
4. Anthony Dixon	2006-09	46	0	46
5. Tyler Russell	2010-13	3	42	45

• Fitzgerald ranks third in the SEC in rushing touchdowns and leads all SEC QBs this season with nine. He has rushed for multiple touchdowns in a game four times this season and 12 times in his career. The BYU game was the seventh time in Fitzgerald's career that he has thrown for multiple TDs and rushed for multiple TDs in the same game. Three times this year he has done that: Louisiana Tech, LSU and BYU.

• Fitzgerald owns 66 rushes of 10 or more yards in his career, including 17 this season which is fourth among all SEC players. Since the start of the 2016 season, Fitzgerald has produced the second-most 10+ yard rushes (62) in the SEC.

### 10 or more yard rushes since 2016

#### 1. Nick Fitzgerald, MSU - 62

#### 2. Nick Chubb, Georgia - 60

#### 3. Jalen Hurts, Alabama - 59

#### 4. Derrius Guice, LSU - 52

#### 5. Damarea Crockett, Missouri - 46

• Fitzgerald also owns 5 50+ yard runs, 4 60+ yard runs and 3 70+ yard runs in his career.

• Fitzgerald is currently fifth in MSU career total offensive yards with 5,900.

### MSU Career Total Offense

Player	Years	Plays	Rush	Pass	Total
1. Dak Prescott	2012-15	1705	2521	9376	11897
2. Don Smith	1983-86	1223	1868	5229	7097
3. John Bond	1980-83	1237	2280	4621	6901
4. Wayne Madkin	1998-01	1121	146	6336	6482
5. Nick Fitzgerald	2015-p	760	2063	3837	5900

• With his two rushing touchdowns against BYU, Fitzgerald took over fifth place in MSU career rushing TDs with 26. Fitzgerald is one of only three QBs in MSU history to rush for 20 TDs and throw for 20 TDs in a career joining Dak Prescott (2012-15) and Don Smith (1983-86).



## MSU Career Rushing Touchdowns

Player	TDs	Years	Att.	Yds.
1. Anthony Dixon	42	2006-09	910	3994
2. Dak Prescott	41	2012-15	536	2521
3. Vick Ballard	29	2010-11	379	2157
4. Nick Fitzgerald	28	2015-p	299	2063

• Fitzgerald averages 6.9 yards per rush, which is currently the MSU career record. The previous record was 6.2 yards per carry by Harvey Johnson from 1938-40 (234 rushes for 1,442 yards).

• Fitzgerald surpassed Wayne Madkin for fourth place in MSU career passing touchdowns with his TD toss against Kentucky. He heads into the Texas A&M game with 35 career passing TDs. He has thrown at least two TDs in four of seven games this season.

Player	TDs	Years	Yds.	Int.
1. Dak Prescott	70	2012-15	9376	23
2. Tyler Russell	42	2010-13	5441	23
3. Derrick Taite	38	1993-96	5232	25
4. Nick Fitzgerald	35	2015-p	3837	17

• Fitzgerald is in ninth place in MSU career passing yards. He's thrown for 3,837 yards.

Player	Yds.	Years	Att.	Cmp.	Pct.
1. Dak Prescott	9376	2012-15	1169	734	.628
2. Wayne Madkin	6336	1998-01	887	462	.521
3. Kevin Fant	5631	2000-03	866	461	.532
4. Tyler Russell	5441	2010-13	699	410	.587
5. Derrick Taite	5232	1993-96	734	362	.493
6. Don Smith	5229	1983-86	738	342	.463
7. John Bond	4621	1980-83	665	307	.462
8. Tony Shell	4292	1988-90	715	349	.488
9. Nick Fitzgerald	3837	2015-p	563	314	.560

• Eight times in his career, Fitzgerald has rushed for at least two touchdowns, rushed for at least 100 yards and thrown at least one touchdown pass in the same game. That mark is tied for fourth nationally dating back to 2000. Dak Prescott only did it twice in his career.

QBs with 2 rush TDs, 100 yds rushing, 1 pass TD in Same Game Since 2000

1. Lamar Jackson, Louisville (present) - 11

Colin Kaepernick, Nevada (2007-10) - 11

Jordan Lynch, Northern Illinois (2010-13) - 11

4. Nick Fitzgerald, Mississippi State (2015-present) - 8

Denard Robinson, Michigan (2009-12) - 8

## MSU LEADS SEC IN BLOCKED PUNTS/KICKS SINCE 2014

MSU has made it a priority under **Dan Mullen** to block kicks and punts. The Bulldogs lead the SEC in blocked kicks and punts since 2014 with 14, including two this season by **Jeffery Simmons** at Louisiana Tech in Week 2. That tally is third in the nation since 2014. Simmons is tied for the national lead this season. A full list of the 25 MSU's blocked punts and kicks since Mullen became coach:

Date	Opponent	Play
9/12/2009	Auburn	Patrick Hanrahan blocked Punt, Recovered by Robert Elliot, TD
10/10/09	Houston	Fletcher Cox blocked 29-yd FG
9/9/10	Auburn	Fletcher Cox blocked 37-yd FG
10/2/10	Alcorn State	Devin Jones blocked 45-yd FG
11/27/10	Ole Miss	Fletcher Cox blocked PAT
11/19/11	#6 Arkansas	Fletcher Cox blocked 32-yd FG
12/30/11	Wake Forest	Fletcher Cox blocked 33-yd FG
9/1/12	Jackson State	Darius Slay blocked Punt
11/3/12	#16 Texas A&M	Josh Boyd blocked 33-yd FG
8/31/13	#13 Oklahoma State	Nikoe Whitley blocked 49-yd FG
9/7/13	Alcorn State	Nelson Adams blocked Punt
8/30/14	Southern Miss	Preston Smith blocked 30-yd FG
9/6/14	UAB	Kivon Coman blocked Punt
9/13/14	South Alabama	Preston Smith blocked 31-yd FG
11/8/14	UT Martin	Nick James blocked PAT
9/5/15	Southern Miss	Beniquez Brown blocked Punt
10/17/15	Louisiana Tech	Donald Gray blocked Punt
11/14/15	#2 Alabama	Tolando Cleveland blocked 32-yd FG
11/21/15	Arkansas	Beniquez Brown blocked 29-yd FG
9/17/16	#20 LSU	Jonathan Calvin blocked PAT
10/29/16	Samford	Nelson Adams blocked PAT
12/26/16	Miami (Ohio)	Jonathan Calvin blocked PAT
12/26/16	Miami (Ohio)	Nelson Adams blocked 37-yd FG
9/9/17	Louisiana Tech	Jeffery Simmons blocked PAT
9/9/17	Louisiana Tech	Jeffery Simmons blocked Punt, TD

## CAREER 100-YARD RECEIVING GAMES

**Donald Gray • Sr. • WR (2, 0 in 2017)**

207, Samford, 2016

140, Northwestern State, 2015

## CAREER 100-YARD RUSHING GAMES

**Nick Fitzgerald • Jr. • QB (11\*, 3 in 2017)**

258, at Ole Miss, 2016

195, South Carolina, 2016

182, Texas A&M, 2016

132, Miami (Ohio), St. Petersburg Bowl, 2016

131, Arkansas, 2016

119, Samford, 2016

115, Kentucky, 2017

111, at Louisiana Tech, 2017

110, at UMass, 2016

107, at Kentucky, 2016

103, BYU, 2017

\* - denotes school record by a QB

**Aeris Williams • Jr. • RB (5, 3 in 2017)**

191, at Ole Miss, 2016

146, LSU, 2017

140, Texas A&M, 2016

114, BYU, 2017

107, at Louisiana Tech, 2017

## CAREER 300-YARD PASSING GAMES

**Nick Fitzgerald • So. • QB (3, 0 in 2017)**

417, Samford, 2016

328, Arkansas, 2016

305, at UMass, 2016

## MSU MVPs OF THE GAME

**Charleston Southern (Sept. 2)**

Offense: WR Gabe Myles

Defense: DE Fletcher Adams

Special Teams: WR Jesse Jackson

**at Louisiana Tech (Sept. 9)**

Offense: OL Elgton Jenkins/RB Aeris Williams

Defense: DT Jeffery Simmons

Special Teams: P Logan Cooke

**#11/12 LSU (Sept. 16)**

Offense: The entire offensive line

Defense: S Mark McLaurin

Special Teams: PK Jace Christmann

**BYU (Oct. 15)**

Offense: RB Aeris Williams

Defense: S Brandon Bryant

Special Teams: LB J.T. Gray

**Kentucky (Oct. 21)**

Offense: QB Nick Fitzgerald

Defense: LB/DE Montez Sweat

Special Teams: RB Dontavian Lee

\* MSU coaches select the MVPs of the game every Sunday following victories.

### Blocked Kicks/Punts Since 2014

1. Temple - 17
2. Oklahoma State - 16
3. **Mississippi State - 14**
- BYU - 14
4. Georgia Tech - 13

## MSU AMONG NATION'S DEFENSIVE THREE AND OUT LEADERS

MSU ranks seventh nationally defensively in average number of drives that are three-and-out during a game with 5.43. A look at the Top 10:

Avg.	Team	% of Drives 3 and out
7.00	Michigan (49/7)	49-90 54.4
6.86	Indiana (48/7)	48-107 44.9
6.29	Northern Illinois (44/7)	44-105 41.9
6.00	Texas A&M (42/7)	42-98 42.9
5.88	Alabama (47/8)	47-98 48.0
5.57	Penn State (39/7)	39-92 42.4
<b>5.43</b>	<b>Mississippi State (38/7)</b>	<b>38-90 42.2</b>
5.38	Auburn (43/8)	43-101 42.6
5.38	Syracuse (43/8)	43-108 39.8
5.33	Georgia Tech (32/6)	32-72 44.4

## FITZGERALD, A-TRAIN BEST 100-YARD QB-RB DUO IN MSU HISTORY

No quarterback-running back combo in MSU history has gone over 100 yards rushing more than **Nick Fitzgerald** and **Aeris Williams**. Four times the duo has gone over 100 yards rushing in the same game. Dak Prescott and Josh Robinson did it twice during the 2014 season. Fitzgerald and Williams have done it twice this season and twice in 2016. The duo did it against BYU in Week 6 as Williams, nicknamed "A-Train", had 114 and Fitzgerald produced 103. State has won every game in which Fitzgerald and Williams achieved the feat.

Opponent	Date	Yards Rushing
BYU	10/14/17	Williams (114), Fitzgerald (103)
at Louisiana Tech	9/9/17	Fitzgerald (111), Williams (107)
at Ole Miss	11/26/16	Fitzgerald (258), Williams (191)
#4 Texas A&M	11/5/16	Fitzgerald (182), Williams (140)

## NOTING THE OFFENSIVE LINE

- MSU has a combined 65 starts among its offensive line led by **Deion Calhoun's** 16.
- Junior **Elgton Jenkins** made his first start at center in the season-opener and has settled into the position, starting all seven games there. Jenkins has now started at every position on the line during his career.
- **Stewart Reese** and **Greg Eiland** are the newcomers to the group. Reese redshirted last season before seeing his first career action as a starter at right tackle in the opener. Reese played a dominant game against LSU in Week 3. Eiland, filling in for an injured **Martinas Rankin**, started at left tackle in Week 6 against BYU.
- MSU's two-deep on its offensive line is made up of one senior (Rankin), two juniors, four sophomores and three redshirt freshmen. Against BYU in Week 6 and Kentucky in Week 7, the line was made up of two redshirt freshmen at tackle, two juniors and one sophomore.
- The Bulldogs have allowed only three sacks this season (1 by LSU, 2 by Auburn). That is the fewest amount of sacks allowed by any team in the SEC this year and the second-fewest in the FBS behind only Army. The next closest in the SEC is Missouri with six.
- Left guard **Darryl Williams** was named SEC Offensive Lineman of the Week on Sept. 17 following the Bulldogs' dominant win over No. 11 LSU. Williams graded out the highest for MSU (99 percent) and had three knockdowns in the start. Williams was the first MSU offensive lineman to earn the honor since **Martinas Rankin** on Nov. 7, 2016 following a win over No. 4 Texas A&M.
- Right guard **Deion Calhoun** earned SEC Offensive Lineman of the

Week honors on Oct. 23 following MSU's 45-7 win against Kentucky. Calhoun. He graded out the highest (93 percent) with three knockdowns. He paved the way for an MSU offense that rushed for 282 yards against a Wildcat defense that came in 10th nationally against the run, allowing only 97.2 yards per game. State also did not allow a sack on the day.

- It's the first time since the 2014 season that MSU has claimed SEC Offensive Lineman of the Week honors multiple times in a season. Ben Beckwith won it three times that year. It's also the first time since the award's inception in 2004 that two different MSU players have won it in the same season.

## MULLEN, FITZGERALD EARN NATIONAL HONORS AFTER LSU

Following its largest victory ever over LSU on Sept. 16, head coach **Dan Mullen** was recognized as the Dodd Trophy National Coach of the Week and quarterback **Nick Fitzgerald** earned Maxwell Award National Player of the Week and Davey O'Brien QB of the Week. It's the second straight year that Mullen has won the honor. He was the recipient following the Bulldogs' 35-28 win over No. 4 Texas A&M last season on Nov. 5. Mullen is the only SEC coach to win the honor multiple times since the start of last season. Fitzgerald, who accounted for four touchdowns against the Tigers, became the first MSU player to claim Maxwell Award Player of the Week honors since Dak Prescott did so following a 48-31 win over No. 6 Texas A&M on Oct. 4, 2014.

## 26 BULLDOGS MAKE DEBUT IN 2017

A total of 25 Bulldogs made their career debut in the season-opening victory over Charleston Southern on Sept. 2: S **Johnathan Abram**, **Steven Adegoke**, DT **Tre Brown**, QB **Logan Burnett**, DB **Korey Charles**, K **Jace Christman**, CB **Cameron Dantzler**, K **Tucker Day**, OL **Greg Eiland**, LB **Willie Gay Jr.**, RB **Kylin Hill**, TE **Dontea Jones**, DE **Kobe Jones**, **Cameron Miller**, WR **Osirus Mitchell**, S **C.J. Morgan**, Travis O'Connor, OL **Dareuan Parker**, **Allen Perkins**, OL **Stewart Reese**, TE **Christian Roberson**, LB **Montez Sweat**, LB **Erroll Thompson**, QB **Keytaon Thompson**, WR **Reggie Todd**. Four true freshmen saw their first career action, including Gay, Keytaon Thompson, Hill and Day. In Week 7 against Kentucky, third string red-shirt freshman QB **Logan Burnett** made his debut on the final drive of the game.

## 10 FIRST-TIME STARTERS

MSU has produced 10 first-time starters this season - four on offense and six on defense. Five earned their first starts in the season-opener vs. Charleston Southern, including DE **Fletcher Adams**, LB **Montez Sweat**, LB **Dez Harris**, RT **Stewart Reese** and LG **Darryl Williams**. S **Johnathan Abram** got the starting nod at Louisiana Tech in Week 2. **Braxton Hoyett** started at defensive tackle in place of injured Cory Thomas in the SEC opener against LSU in Week 3. Redshirt freshman **Greg Eiland** started at left tackle in the win against BYU on Oct. 14, replacing an injured **Martinas Rankin**. TE **Jordan Thomas** made his first career start and caught a touchdown pass in the win against Kentucky on Oct. 21.

## TEAM CAPTAINS, GRADUATES

MSU players voted for its team captains the week before the season and they included Sr. CB **Tolando Cleveland**, Sr. LB **Dez Harris**, Sr. WR **Donald Gray** and Sr. OT **Martinas Rankin**. Cleveland returns after suffering a torn ACL during 2016 preseason camp. Gray is one of two players on the squad who have already earned their undergraduate degrees, joining snapper **Hunter Bradley**. Gray graduated from MSU in December 2016 with a degree in sociology.

## SPREADING THE WEALTH

MSU is known for spreading the wealth among its receivers/backs through the air in **Dan Mullen's** tenure. A total of 11 different players caught a pass in the season-opener, representing the most since 11 did

so against Vanderbilt on Nov. 22, 2014. Since **Billy Gonzales** took over as wide receivers coach in 2013, MSU has produced 12 games in which 10 or more players make catches and 34 games in which eight or more players make catches. Eight players caught a pass last game against BYU.

## MULLEN THE SEC KING OF DEVELOPING NFL QBS

No current SEC head coach has directly coached more current NFL starting quarterbacks than **Dan Mullen**. Three of Mullen's proteges started in Week 1 of the NFL season, including Dallas' Dak Prescott, Kansas City's Alex Smith and Carolina's Cam Newton. Smith dominated the defending Super Bowl champions, becoming the first quarterback with 300-plus yards, four TDs and no interceptions against coach Bill Belichick. Prescott, a once three-star recruit, became the first MSU QB to start a game under center in the NFL in 2016 since Joe Reed of the Detroit Lions did so on Dec. 2, 1979. Prescott went on to become NFL Rookie of the Year and became the first Cowboys quarterback to reach the Pro Bowl as a rookie. Mullen coached veteran Alex Smith at Utah and Cam Newton for two seasons at Florida.

### Current SEC Head Coaches who directly worked with current NFL QB starters:

---

Bret Bielema – Russell Wilson (2011, HC at Wisconsin)

---

Gus Malzahn – Cam Newton (2010, OC/QB at Auburn)

---

Dan Mullen – Alex Smith (2003-04, QB at Utah)

---

Cam Newton (2007-08, OC/QB at Florida)

---

Dak Prescott (2011-15, HC at MSU)

---

Kevin Sumlin – Case Keenum (2008-2011, HC at Houston)

## MSU DOMINATES LSU IN SEC OPENER

For the first time since Oct. 23, 1999, MSU beat then-No. 11 LSU in Starkville as the Bulldogs throttled the Tigers in the SEC opener, 37-7.

- It was the largest margin of victory in the 111-year series history for MSU. The previous was +25 in a 25-0 blanking of the Tigers on Nov. 13, 1954 in Baton Rouge.
- It was the most points scored by MSU in a win over LSU since beating the Tigers 45-26 on Nov. 12, 1983 in Baton Rouge. It was also the fewest points allowed by MSU against the Tigers since the Bulldogs won 16-6 on Nov. 15, 1975 in Baton Rouge.
- The 285 rushing yards accumulated by MSU was the most allowed under defensive coordinator Dave Aranda (previous was by Alabama with 218 in 2016).

## LARGEST MARGINS OF VICTORY OVER RANKED TEAMS

MSU's 37-7 blowout of then-No. 11 LSU was by a historic margin. It was the largest margin of victory over an Associated Press ranked team since State topped No. 12 Vanderbilt, 33-0, on Oct. 17, 1942. A look at the top three largest margins of victories over ranked teams in MSU history:

---

+33 - def. No. 12 Vanderbilt, 33-0, on Oct. 17, 1942 in Nashville

---

+30 - def. No. 11 LSU, 37-7, on Sept. 16, 2017 in Starkville

---

+28 - def. No. 15 Florida State, 55-27, on Oct. 14, 1978 in Starkville

---

• The 30-point margin of victory is currently the third-largest margin of victory vs. teams in the current Coaches/Associated Press polls:

---

+35 - Notre Dame def. #21 USC

---

+34 - Cal def. #15 Washington State

---

+30 - MSU def. #23 LSU

## DEFENSE CRACKS RECORD BOOKS IN SEASON OPENER

In a 49-0 blanking of Charleston Southern, MSU cracked the record books in the process:

- MSU tallied its first shutout since blanking Vanderbilt, 51-0, on Nov. 22, 2014. It was the third shutout of the **Dan Mullen** era. (Vanderbilt

and Southern Miss in 2014)

- The Bulldogs allowed the fewest total yards per play in school history (0.7), breaking the previous mark of 1.35 vs. Howard College on Sept. 21, 1963 (a span of 19,705 days from Sept. 2).
- MSU allowed only 33 yards of total offense, the fewest allowed since 26 against Howard on Sept. 21, 1963.
- MSU held Charleston Southern to two first downs, the fewest since that Howard 1963 game. CSU also never crossed the 50-yard line.
- The Bulldogs recorded two safeties in the first half against CSU with **Fletcher Adams** involved in both. It was the first time MSU tallied a safety since Oct. 15, 2011, versus South Carolina and the first time the program had recorded multiple safeties in a game since Sept. 30, 2000 against Florida.
- The MSU defense held CSU to 18 rushing yards, representing the fewest allowed by MSU since Kentucky had two yards on Nov. 3, 2001.



# RANKINGS

## ASSOCIATED PRESS

RK. TEAM	REC.	POINTS
1. Alabama (61)	8-0	1525
2. Penn State	7-0	1444
3. Georgia	7-0	1409
4. TCU	7-0	1327
5. Wisconsin	7-0	1241
6. Ohio State	6-1	1165
7. Clemson	6-1	1113
8. Miami	6-0	1101
9. Notre Dame	6-1	1066
10. Oklahoma	6-1	1040
11. Oklahoma State	6-1	894
12. Washington	6-1	836
13. Virginia Tech	6-1	791
14. NC State	6-1	666
15. Washington State	7-1	648
16. Michigan State	6-1	615
17. South Florida	7-0	604
18. UCF	6-0	500
19. Auburn	6-2	397
20. Stanford	5-2	344
21. USC	6-2	319
22. West Virginia	5-2	196
23. LSU	6-2	182
24. Memphis	6-1	111
25. Iowa State	5-2	98

RV: Texas A&M 74, Michigan 60, **Mississippi State 43**, San Diego State 7, Georgia Tech 5, South Carolina 2, Toledo 1, Marshall 1.

## USA TODAY COACHES

RK. TEAM	REC.	POINTS
1. Alabama (64)	8-0	1600
2. Penn State	7-0	1520
3. Georgia	7-0	1463
4. TCU	7-0	1385
5. Wisconsin	7-0	1343
6. Ohio State	6-1	1244
7. Clemson	6-1	1173
8. Miami	6-0	1172
9. Oklahoma	6-1	1084
10. Notre Dame	6-1	951
11. Washington	6-1	931
12. Oklahoma State	6-1	926
13. Virginia Tech	6-1	818
14. South Florida	7-0	730
15. NC State	6-1	683
16. Washington State	7-1	636
17. UCF	6-0	561
18. Michigan State	6-1	560
19. Auburn	6-2	455
20. Stanford	5-2	367
21. USC	6-2	321
22. West Virginia	5-2	211
23. LSU	6-2	178
24. Texas A&M	5-2	151
25. Michigan	5-2	121

RV: Memphis 119, Iowa State 32, **Mississippi State 19**, South Carolina 9, Georgia Tech 8, Arizona 6, Colorado State 4, Kentucky 4, Boise State 3, Navy 3, Marshall 3.

## BULLDOGS WEEK-BY-WEEK

WK.	AP	COACHES
Preseason	NR	RV
Week 2 (9/4)	RV	RV
Week 3 (9/10)	RV	RV
Week 4 (9/17)	17	19
Week 5 (9/24)	24	24
Week 6 (10/1)	NR	RV
Week 7 (10/8)	NR	RV
Week 8 (10/15)	RV	RV
Week 9 (10/22)	RV	RV

# MISCELLANEOUS STATS

## TURNOVER CHART

Opponent	Forced by MSU					Forced By Opponent				
	Fum	Int	Tot	Pts Off	Margin	Fum	Int	Tot	Pts Off	
Charleston Southern	0	0	0	0	-	0	0	0	0	
at Louisiana Tech	1	1	2	20	+1	0	1	1	6	
LSU	0	0	0	0	-	0	0	0	0	
at Georgia	1	0	1	0	-1	0	2	2	10	
at Auburn	2	0	2	3	-	0	2	2	7	
BYU	1	1	2	14	-1	1	2	3	7	
Kentucky	0	2	2	14	+2	0	0	0	0	
at Texas A&M										
UMass										
Alabama										
at Arkansas										
Ole Miss										
TOTALS	5	4	9	51	+1	1	7	8	30	

## REDZONE CHART

Opponent	MSU					Opponents				
	Inside 20	TD	Run/Pass	Score	FG Pct.	Inside 20	TD	Run/Pass	Score	FG Pct.
Charleston Southern	7	6	3/3	.857	0	.857	0	0	0/0	.000
at Louisiana Tech	5	3	1/2	.600	1	.800	5	2	1/1	.400
LSU	6	3	2/1	.500	2	.833	1	1	1/0	1.000
at Georgia	3	0	0/0	.000	1	.333	1	1	1/0	1.000
at Auburn	3	1	0/1	.333	1	.667	4	4	3/1	1.000
BYU	5	4	3/1	.800	0	.800	0	0	0/0	0.000
Kentucky	4	3	2/1	.750	1	1.000	0	0	0/0	0.000
at Texas A&M										
UMass										
Alabama										
at Arkansas										
Ole Miss										
TOTALS	33	20	11/9	.606	6	.788	11	8	6/2	.727

# REWRITING THE MISSISSIPPI STATE RECORD BOOKS IN THE DAN MULLEN ERA (2009-PRESENT)

# 111

individual and team single-game, single-season and career  
statistical records have been broken in the Dan Mullen era.

## Individual Single-Game (16 overall)

**Rushing Yards – Nick Fitzgerald; 258 at Ole Miss (2016)**  
**Rushing Yards by a Quarterback – Nick Fitzgerald; 258 at Ole Miss (2016)**  
**Yards Per Rush – Nick Fitzgerald; 18.4 at Ole Miss (2016) - 2nd SEC history**  
Total Offense - Dak Prescott; 554 at Arkansas (2015)  
Total Plays - Dak Prescott; 70 at Alabama (2014)  
**Touchdowns Responsible For – Dak Prescott; 7 at Arkansas (2015) & Nick Fitzgerald; 7 vs. Samford (2016)**  
Completions - Dak Prescott; 38 at Arkansas (2015)  
Completion Percentage - Dak Prescott; .769 vs. Texas A&M (2014)  
Passing Yards - Dak Prescott; 508 at Arkansas (2015)  
**Passing Touchdowns – Dak Prescott; 5 at Arkansas (2015) & Nick Fitzgerald; 5 vs. Samford (2016)**  
Consecutive Attempts Without an INT - Dak Prescott; 52 vs. LSU (2015)  
Receiving Yards - Jameon Lewis; 220 vs. Rice (2013)  
**Receiving Touchdowns – Chad Bumphis; 3 vs. Troy (2012) & Donald Gray; 3 vs. Samford (2016)**  
Interceptions - Richie Brown; 3 vs. Texas A&M (2014)  
Interception Return Yards - Johnthan Banks; 120 vs. Florida (2009)  
Interception Touchdowns - Johnthan Banks; 2 vs. Florida (2009)

## Team Single-Game (10 overall)

Yards Per Rush - 9.7 at Ole Miss (2016)  
Passing Attempts - 54 vs. LSU (2015)  
Passing Completions - 34 vs. LSU (2015)  
Completion Percentage - .800 vs. Memphis (2010)  
Passing Yards - 508 at Arkansas (2015)  
Touchdown Passes - 5 at Arkansas (2015); vs. Georgia Tech (2014); vs. Samford (2016)  
Total Plays - 100 vs. Arkansas (2010)  
Total Offense - 669 vs. Samford (2016)  
**Yards Per Play Allowed - 0.7 vs. Charleston Southern (2017)**  
**First Downs - 35 vs. BYU (2017)**

## Individual Single-Season (36 overall)

Rushing Yards – Anthony Dixon; 1,391 (2009)  
**Yards Per Rush – Nick Fitzgerald; 7.1 (2016)**  
**Rushing Yards by a Quarterback – Nick Fitzgerald; 1,375 (2016)**  
Rushing Yards Per Game – Anthony Dixon; 126.5 (2009)  
**100-Yard Rushing Games – Anthony Dixon; 8 (2009) & Nick Fitzgerald; 8 (2016)**  
**100-Yard Rushing Games by a Quarterback – Nick Fitzgerald; 8 (2016)**  
Rushing Touchdowns – Vick Ballard; 19 (2010)  
Total Offense – Dak Prescott; 4,435 (2014)  
Total Offense Yards Per Game – Dak Prescott; 341.2 (2014)  
Touchdowns Responsible For – Dak Prescott; 41 (2014)  
Passing Attempts – Dak Prescott; 477 (2015)  
Passing Completions – Dak Prescott; 316 (2015)  
Completion Percentage – Dak Prescott; .662 (2015)  
Passing Yards – Dak Prescott; 3,793 (2015)  
Passing Yards Per Game – Dak Prescott; 291.8 (2015)  
200-Yard Passing Games – Dak Prescott; 12 (2014, 2015)  
300-Yard Passing Games – Dak Prescott; 7 (2015)  
Passing Touchdowns – Dak Prescott; 29 (2015)  
Passing Efficiency – Dak Prescott; 151.7 (2014)  
Consecutive Attempts Without an INT – Dak Prescott; 239 (2015)  
Consecutive Games with a Touchdown Pass – Dak Prescott; 13 (2014)  
Receiving Touchdowns – Chad Bumphis; 12 (2012)  
Receptions - Fred Ross; 88 (2015)  
100-Yard Receiving Games – Fred Ross; 5 (2015)  
Points Scored – Vick Ballard; 120 (2010)  
Touchdowns Scored – Vick Ballard; 20 (2010)  
PAT Kicks Attempted – Evan Sobieski; 59 (2014)  
PAT Kicks Made – Evan Sobieski; 56 (2014)  
Most Kickoff Returns – Leon Berry; 38 (2009)

Kickoff Return Yardage – Leon Berry; 1,015 (2009)  
Kickoff Return Touchdowns – Jameon Lewis; 1 (2012) & Brandon Holloway (2015)  
Yards Per Kickoff Return – Leon Berry; 26.8 (2010)  
Interceptions – Corey Broomfield; 6 (2009)  
Return Yards Per Interception – Johnthan Banks; 36.2 (2009)  
Interceptions Return Yards – Johnthan Banks; 145 (2009)  
Interceptions Returned for a Touchdowns – Johnthan Banks & Corey Broomfield; 2 (2009)

## Team Single-Season (18 overall)

Total Offensive Yards – 6,679 (2014)  
Total Plays – 1,001 (2014)  
Yards Per Play - 6.7 (2014)  
Per Game Offense – 513.8 (2014)  
Points Scored – 480 (2014)  
Points Per Game - 36.9 (2014)  
Most Offensive Touchdowns – 60 (2014)  
Total First Downs – 334 (2014)  
Yards Per Rush - 5.6 (2016)  
Passing Yardage – 4,113 (2015)  
Passing Yards Per Game – 316.4 (2015)  
Completion Percentage – .662 (2015)  
Completions – 331 (2015)  
Passing Touchdowns – 31 (2014)  
Blocked Kicks – 4 (2014, 2015)  
Most PAT Kicks Made – 60 (2014)  
100-Yard Receiving Games - 8 (2015)  
Tackles For Loss - 98 (2015)

## Individual Career (31)


Rushing Attempts – Anthony Dixon; 910 (2nd in SEC history)  
Rushing Yards – Anthony Dixon; 3,994 (8th in SEC history)  
Rushing Yards by a Quarterback - Dak Prescott; 2,521 (3rd in SEC history)  
100-Yard Rushing Games – Anthony Dixon; 17  
**100-Yard Rushing Games by a Quarterback – Nick Fitzgerald; 11**  
Rushing Touchdowns – Anthony Dixon; 42 (7th in SEC history)  
All-Purpose Yards – Anthony Dixon; 4,443  
Total Plays – Dak Prescott; 1,709 (4th in SEC history)  
Total Offense - Dak Prescott; 11,897 (3rd in SEC history)  
Touchdowns Responsible - Dak Prescott; 114 (4th in SEC history)  
Passing Attempts - Dak Prescott; 1,169 (19th in SEC history)  
Completions - Dak Prescott; 734 (12th in SEC history)  
Completion Percentage – Dak Prescott; .628 (12th in SEC history)  
Consecutive Attempts Without an INT - Dak Prescott; 288 (3rd in SEC history)  
Passing Touchdowns – Dak Prescott; 70 (16th in SEC history)  
Passing Yards - Dak Prescott; 9,376 (11th in SEC history)  
200-Yard Passing Games - Dak Prescott; 29  
300-Yard Passing Games - Dak Prescott; 9  
400-Yard Passing Games - Dak Prescott; 2  
Passing Efficiency – Dak Prescott; 146.1 (12th in SEC history)  
Interception Percentage – Dak Prescott; .0196 (4th in SEC history)  
Receptions - Fred Ross; 199 (9th in SEC history)  
Receiving Yards – Fred Ross; 2,528  
Receiving Touchdowns – Chad Bumphis; 24 (15th in SEC history)  
100-Yard Receiving Games - Fred Ross; 10  
Consecutive Games with a Reception - Fred Ross; 35  
Points – Anthony Dixon; 276  
Touchdowns Scored – Anthony Dixon; 46 (6th in SEC history)  
Yards Per Kickoff Return – Leon Berry; 26.7 (6th in SEC history)  
Kickoff Return Yards Per Game – Leon Berry; 84.6  
Kickoff Return Touchdowns – Leon Berry; 2

**BOLD - denotes current player**



# GAME 8 DEPTH CHART




## OFFENSE

		Ht.	Wt.	Cl.-Exp.	Notable
WR (X)	6 Donald Gray 	5-10	200	Sr.-2L	9 career TDs & 1,301 yds ... Averages 15.3 ypc ... Team leader in catches in '17 (23) ... Season-high 6 rec. vs. UK
	17 Jamal Couch	6-4	227	So.-1L	Combined 5 catches for 115 yds, 1 TD in last 3 games ... 2 rec., 43 yds, 1 32-yd TD vs. BYU
WR (H)	23 Keith Mixon	5-8	187	So.-1L	Second on team in catches (16) ... Made at least 1 catch in 5 of 6 games he has played ... DNP vs. UK
	18 Dedrick Thomas	5-9	187	So.-1L	Caught TD pass vs. CSU, LSU ... 16 career catches and 3 career TDs ... 1 catch for 10 yds last game vs. UK
WR (Z)	5 Gabe Myles	6-0	195	Sr.-3L	5th-year Sr. w/5 career TDs - 4 rec, 1 rush ... Missed LSU, UGA, AU games (foot) ... 4 rec, 30 yds vs. UK
	86 Jesse Jackson	6-2	210	Jr.-2L	Started in place of Myles vs. LSU, UGA, AU ... Career-high 3 rec, 24 yds last game ... Seeking first TD
LT	55 Martin Rankin	6-5	315	Sr.-1L	Played in 17 games, 14 starts ... 1x SEC Off. Lineman of Week ... Missed the BYU, UK games (ankle)
	58 Greg Eiland	6-8	330	RFr.-RS	Made first career start vs. BYU ... Started at LT in last two games
LG	73 Darryl Williams	6-2	305	So.-SQ	Played in 14 career games with 7 starts ... SEC Offensive Lineman of Week vs. LSU (99% grade, 3 KDs)
	56 Dareuan Parker	6-4	320	RFr.-RS	Played in all 7 games mostly on FG/PAT units ... Saw significant time at LG in 2nd half vs. BYU
C	74 Elgton Jenkins	6-4	313	Jr.-2L	Owns starts at C (7), LT (5), LG (2), RT (1) ... 30 games played ... Graded out highest, 2 KDs at LA Tech
	75 Harrison Moon	6-5	290	So.-1L	Played in 19 games and saw significant action in second half vs. BYU ... 2x SEC Honor Roll
RG	61 Deion Calhoun	6-3	315	Jr.-2L	Current SEC Off. Lineman of Week vs. UK, first honor of his career ... 17 career starts (most OL on team)
	67 Michael Story	6-4	305	So.-1L	Played in 13 games with two starts ... Moved to LG at LA Tech ... DNP vs. Kentucky
RT	51 Stewart Reese	6-5	333	RFr.-RS	Dominant performance vs. LSU with 2 KDs ... First-year starter after redshirting last season
	79 Evans Wilkerson	6-5	315	So.-SQ	Walk-on offensive lineman who is in third season ... Played most of second half vs. BYU
TE	82 Farrod Green	6-3	236	So.-1L	MSU's receiving yards leader in Game 1 with 2 catches for 68 yds ... Seeking first catch since Week 3
	81 Justin Johnson	6-3	247	Jr.-2L	Career game at Auburn with 3 rec., 1 TD (5 yd TD) ... 2017: 4 rec., 14 yds, 1 TD
-or-	83 Jordan Thomas	6-5	280	Sr.-1L	Season-high 3 catches for 28 yds vs. UK with 1 TD (10 yds) ... Was his 2nd TD catch of year (LA Tech)
RB	22 Aeris Williams	6-1	217	Jr.-2L	Nickname "A-Train" ... 5 career 100 yd rush games, 3x this season (LATech, LSU, BYU) ... 6th in SEC in rushing
	28 Dontavian Lee	6-1	235	Jr.-2L	Played in 30 games with no starts ... 2017: 14 carries, 55 yds, 1 TD ... Nickname "D-Lee"
-or-	8 Kylin Hill	5-11	212	Fr.-HS	Highest RB signee for MSU since 2002 ... MSU's 3rd-leading rusher (45 carries, 250 yds, 1 TD)
-or-	21 Nick Gibson	5-11	211	So.-1L	2017: 31 rushes for 185 yds, 0 TD ... 3 carries for 23 yds (7.7 avg) vs. BYU
QB	7 Nick Fitzgerald	6-5	230	Jr.-2L	SEC QB career record 11 100-yd rush games ... 2017: 3rd in SEC in total offense (248.6) ... 63 career TDs
	10 Keytaon Thompson	6-4	222	Fr.-HS	2016 La. Gatorade POY ... 3x state champ ... First career rush TD last game ... Had 2 rush TDs, 65 yds vs. UK

## DEFENSE

		Ht.	Wt.	Cl.-Exp.	Notable
DE	43 Fletcher Adams	6-2	270	So.-1L	Recorded two safeties in first career start vs. CSU ... 2017: 10 tackles, 1.5 TFL, 1 FF
	52 Kobe Jones	6-4	275	RFr.-RS	Led all SEC freshmen with 2.5 TFL in Week 1 ... Made his debut and had six tackles, 1 FF Week 1
NG	94 Jeffery Simmons	6-4	301	So.-1L	2x SEC Defensive Lineman of Week (vs. LT, LSU) ... SEC Honor Roll ... 6 TFL this season, 2 FF, 2 TDs, 1 FR
	95 Braxton Hoyett	6-3	304	Jr.-1L	4 straight starts at DT in place of C. Thomas ... Had first career INT last game vs. UK
DT	34 Cory Thomas	6-5	303	Jr.-2L	23 games played and 6 career starts ... DNP vs. LSU, UGA, AU, BYU, UK (foot) ... Injured at LA Tech
-or-	95 Braxton Hoyett	6-3	304	Jr.-1L	4 straight starts at DT in place of C. Thomas ... Had first career INT last game vs. UK
	96 Tre Brown	6-4	305	Jr.-RS	Season-best 3 tackles, 1 TFL at UGA ... Forced fumble at Auburn
-or-	90 Grant Harris	6-3	285	Jr.-SQ	Played in 18 career games with no starts ... 2017: 9 tackles on year
OLB	9 Montez Sweat	6-6	240	Jr.-JC	4 straight games with at least 0.5 TFL ... SEC Defensive Lineman of Week vs. UK (started at DE in 4-3)
	42 Marquiss Spencer	6-4	275	So.-1L	2017: 10 tackles, 1.5 TFL, 0.5 sacks ... 2 tackles, 1 TFL at UGA ... 1 tackle and fum. recov. vs. BYU
MLB	11 Dez Harris	6-4	243	Sr.-3L	Vocal leader of the D ... Overcome three torn ACLs ... Team leader in tackles (47) ... Career-high 12 tackles at UGA
	40 Erroll Thompson	6-1	250	RFr.-RS	Career-high 8 tackles, 0.5 TFL vs. UK where he was MSU's 3rd-leading tackler ... 2017: 23 tackles
MOLB	10 Leo Lewis	6-2	235	So.-1L	2016 FWAA Freshman AA ... 8 tackles, 1 forced fum vs. LSU ... 2017: 24 tackles ... 3 tackles in 4 straight gms
	6 Willie Gay Jr.	6-2	230	Fr.-HS	2017 U.S. Army All-American ... 10 tackles, 1 TFL on the year ... Key PBU vs. UK that saved TD
OLB	4 Gerri Green	6-4	250	Jr.-2L	113 career tackles, 7.0 TFL ... 2017 SEC FB Leadership Council ... 84 yd INT return for TD vs. UK
	3 Traver Jung	6-4	226	Sr.-1L	Played in 18 career games with 2 starts ... DNP at UGA, AU ... Wears No. 3 to honor his late grandmother
CB	25 Lashard Durr	5-11	195	Sr.-1L	Starts vs. CSU, LA Tech, UGA ... 31 career tackles, 0 INT ... Started 10 career games ... 5 tackles in '17
-or-	24 Chris Rayford	6-0	202	Jr.-2L	Season-best 5 tackles, 1 TFL last game vs. BYU ... Started 3 straight games ... 7 career starts
S	41 Mark McLaurin	6-2	215	Jr.-2L	Third on team in tackles (42) ... 1 INT this year ... Leading tackler vs. UK with 11, 1 forced fumble as well
	12 J.T. Gray	6-0	202	Sr.-3L	MSU's current career tackle (189) and TFL (13) leader ... At least 6 tackles in 6 of 7 gms ... Game-high 8 tackles vs. BYU
S	1 Brandon Bryant	6-0	215	Jr.-2L	Career-best 11 tackles, 0.5 TFL at Auburn ... First INT of season vs. BYU ... Timed at 4:24 in 40
	38 Johnathan Abram	6-0	210	Jr.-JC	No. 1 JUCO safety last year at Jones County, UGA transfer ... 5th on team in tackles (29) ... 1 TFL vs. UK
	29 C.J. Morgan	6-0	202	RFr.-RS	5 tackles, 1 TFL on the year ... Played significant action in second half vs. UK
CB	7 Tolando Cleveland	6-0	194	Sr.-3L	Returned from torn ACL in left knee in Aug. 2016 ... 15 career starts ... Started 6 games this year
	2 Jamal Peters	6-2	218	Jr.-2L	His 2nd year at CB after playing S ... Earned the start vs. UK and had 2 tackles

## SPECIAL TEAMS

		Ht.	Wt.	Cl.-Exp.	Notable
PK	47 Jace Christmann	6-0	195	RFr.-RS	Walk-on who leads SEC in FG% (6-6) ... Season-long: 45 vs. LSU ... 20-20 on PATs ... Made 31 yarders last game
	42 Tucker Day	6-0	206	Fr.-HS	'17 U.S. Army All-American who enrolled in summer ... 2-of-4 FGs, making 40 and 36 ... 8-10 PATs
KO	43 Logan Cooke	6-5	230	Sr.-3L	2017: 64.2 avg, 24 TBs ... Career: 62.5 avg, 55 TBs ... 4th straight year as KO specialist
P	43 Logan Cooke	6-5	230	Sr.-3L	8th in nation in punting avg (45.6) ... Career-best 53.0 avg vs. BYU ... Career long is 68 ... 10 50+ this year
	27 Kody Schexnayder	5-10	203	So.-1L	Preferred walk-on thrust into action last year after Cooke injury ... Averages 36.5 with long of 52 vs. A&M
KR	6 Donald Gray 	5-10	200	Sr.-2L	7 career ret. for 201 yards & 0 TD ... Career long 52 yd return in season-opener ... 33 ydr vs. UK
	23 Keith Mixon	5-8	187	So.-1L	Averages 22.9 yards per return for career ... 2017: 17.8 avg ... Had season-long 25 vs. BYU last game
PR	6 Donald Gray 	5-10	200	Sr.-2L	Career: 8 returns for 87 yds, including career-long 39 in Week 3 vs. LSU ... 2017: 11.2 avg
	5 Gabe Myles	6-0	195	Sr.-3L	Returned the first punts of his career in opener ... This season, 5 returns for 18 yards
LS	53 Hunter Bradley 	6-3	240	Sr.-2L	Third straight year as primary snapper ... Played in 35 career games with all successful snaps
H	43 Logan Cooke	6-5	230	Sr.-3L	Fourth straight year as the holder

BOLD - denotes primary starter last year

 - denotes MSU graduate



# CAREER STARTS BY POSITION

## OFFENSE

### LT

Martinas Rankin - 15  
Elgton Jenkins - 5  
Greg Eiland - 2

### LG

Darryl Williams - 7  
Michael Story - 2  
Elgton Jenkins - 2

### C

Elgton Jenkins - 7

### RG

Deion Calhoun - 17

### RT

Stewart Reese - 7  
Elgton Jenkins - 1

### TE

Farrod Green - 15  
Justin Johnson - 2  
Jordan Thomas - 1

### WR

Donald Gray - 20  
Gabe Myles - 11  
Malik Dear - 9  
Keith Mixon - 7  
Jesse Jackson - 4

### RB

Aeris Williams - 10

### QB

Nick Fitzgerald - 20

## DEFENSE

### DE

Fletcher Adams - 3  
Montez Sweat - 3

### DT

Jeffery Simmons - 10  
Cory Thomas - 6  
Braxton Hoyett - 4  
Tre Brown - 1

### LB

Leo Lewis - 18  
J.T. Gray - 9  
Gerri Green - 7  
Dez Harris - 7  
Montez Sweat - 5  
Traver Jung - 2

### S

Brandon Bryant - 23  
Mark McLaurin - 13  
J.T. Gray - 4  
Johnathan Abram - 3  
Jamal Peters - 2

### CB

Tolando Cleveland - 16  
Lashard Durr - 9  
Chris Rayford - 7  
Jamal Peters - 3

## OFFENSIVE GAME-BY-GAME STARTERS

Game	WR (X)	WR (H)	WR (Z)	LT	LG	C	RG	RT	TE	RB	QB
Charleston So.	Gray	Mixon	Myles	Rankin	Williams	Jenkins	Calhoun	Reese	Green	Williams	Fitzgerald
at LA Tech	Gray	Mixon	Myles	Rankin	Williams	Jenkins	Calhoun	Reese	Green	Williams	Fitzgerald
LSU	Gray	Mixon	Jackson	Rankin	Williams	Jenkins	Calhoun	Reese	Green	Williams	Fitzgerald
at Georgia	Gray	Mixon	Jackson	Rankin	Williams	Jenkins	Calhoun	Reese	Green	Williams	Fitzgerald
at Auburn	Gray	Mixon	Jackson	Rankin	Williams	Jenkins	Calhoun	Reese	Green	Williams	Fitzgerald
BYU	Gray	Mixon	Myles	Eiland	Williams	Jenkins	Calhoun	Reese	Green	Williams	Fitzgerald
Kentucky	Gray	Thomas (TE)	Myles	Eiland	Williams	Jenkins	Calhoun	Reese	Green	Williams	Fitzgerald
at Texas A&M											
UMass											
Alabama											
at Arkansas											
Ole Miss											

## DEFENSIVE GAME-BY-GAME STARTERS

Game	DE	NG	DT	OLB	MLB	MOLB	OLB	CB	S	S	CB
Charleston So.	Adams	Simmons	Thomas	Sweat	Harris	Lewis	Green	Durr	McLaurin	Bryant	Cleveland
at LA Tech	Sweat	Simmons	Thomas	Green	Harris	Gray (S)	Abram (S)	Durr	McLaurin	Bryant	Cleveland
LSU	Gray (S)	Simmons	Brown	Sweat	Harris	Lewis	Green	Rayford	McLaurin	Bryant	Cleveland
at Georgia	Adams	Simmons	Hoyett	Green	Harris	Lewis	Sweat	Durr	McLaurin	Abram	Cleveland
at Auburn	Sweat	Simmons	Hoyett	Green	Harris	Lewis	Gray (S)	Rayford	McLaurin	Bryant	Cleveland
BYU	Adams	Simmons	Hoyett	Green	Harris	Lewis	Sweat	Rayford	McLaurin	Abram	Cleveland
Kentucky	Sweat	Simmons	Hoyett	Green	Harris	Lewis	Gray (S)	Rayford	McLaurin	Bryant	Peters
at Texas A&M											
UMass											
Alabama											
at Arkansas											
Ole Miss											

# PLAYER CAREER HIGHS

## RUSHING

Player	Carries	Opponent	Yards	Opponent	TDs	Opponent	Long	Opponent
Malik Dear	5	Kentucky, '16	77	Kentucky, '16	1	Twice, Last at UK, '16	52	Texas A&M, '15
Nick Fitzgerald	20	Texas A&M, '16	258	Ole Miss, '16	4	Arkansas, '16	74	Twice
Nick Gibson	6	Charleston So., '17	52	Georgia, '17	None		15	Louisiana Tech, '17
Kylin Hill	10	Louisiana Tech, '17	62	Twice	1	Louisiana Tech, '17	19	Charleston So., '17
Dontavian Lee	5	Troy, '15	44	Troy, '15	1	Charleston So., '17	23	Troy, '15
Keith Mixon	5	Samford, '16	38	Samford, '16	None		15	Samford, '16
Alec Murphy	2	Charleston So., '17	9	Charleston So., '17	None		6	Charleston So., '17
Deddrick Thomas	1	Twice	7	Louisiana Tech, '17	None		7	Louisiana Tech, '17
Keytaon Thompson	6	Charleston So., '17	65	Kentucky, '17	2	Kentucky, '17	40	Kentucky, '17
Aeris Williams	25	Ole Miss, '16	191	Ole Miss, '16	2	Ole Miss, '16	36	Ole Miss, '16

## PASSING

Player	Attempts	Opponent	Completions	Opponent	Yards	Opponent	TDs	Opponent
Nick Fitzgerald	39	UMass, '16	26	UMass, '16	417	Samford, '16	5	Samford, '16
Keytaon Thompson	7	Charleston So., '17	4	Charleston So., '17	35	Charleston So., '17	1	Charleston So., '17

## RECEIVING

Player	Receptions	Opponent	Yards	Opponent	TDs	Opponent	Long	Opponent
Jamal Couch	2	Four Times	60	Auburn, '17	1	Twice	32	Twice
Malik Dear	6	LA Tech, '15	70	LA Tech, '15	2	Ole Miss, '15	27	LA Tech, '15
Nick Gibson	1	Charleston So., '17	4	Charleston So., '17	None		4	Charleston So., '17
Donald Gray	8	UMass, '16	207	Samford, '16	3	Samford, '16	74	Samford, '16
Farrod Green	3	Twice	68	Charleston So., '17	1	UMass, '16	62	Charleston So., '17
Jesse Jackson	3	Kentucky, '17	24	Kentucky, '17	None		17	Kentucky, '17
Justin Johnson	3	Auburn, '17	22	South Alabama, '16	1	Twice	18	South Alabama, '16
Dontavian Lee	1	Three Times	11	LA Tech, '15	None		11	LA Tech, '15
Keith Mixon	6	LSU, '17	97	LSU, '17	1	Three Times	45	Twice
Osirus Mitchell	1	Twice	9	Charleston So., '17	None		9	Charleston So., '17
Gabe Myles	5	UT Martin, '14	69	Arkansas, '15	1	Three Times	49	Northwestern State, '15
Jordan Thomas	3	Kentucky, '17	28	Kentucky, '17	1	Three Times	17	Louisiana Tech, '17
Deddrick Thomas	3	Louisiana Tech, '17	34	Charleston So., '17	1	Twice	24	Charleston So., '17
Reggie Todd	3	Charleston So., '17	24	Charleston So., '17	None		11	Twice
Aeris Williams	3	BYU, '17	33	BYU, '17	None		28	Louisiana Tech, '17

## PUNTING

Player	No.	Opponent	Yards	Opponent	Inside 20	Opponent	Avg. (Min. 3)	Opponent	Long	Opponent
Logan Cooke	7	LSU, '16	271	LSU, '16	5	LSU, '16	53.0	BYU, '17	68	South Carolina, '16
Kody Schexnayder	7	Alabama, '16	210	Alabama, '16	2	Alabama, '16	41.0	Texas A&M, '16	52	Texas A&M, '16

## KICKING

Player	PAT	Opponent	FGs	Opponent	Long	Opponent	Points	Opponent
Tucker Day	5	Charleston So., '17	1	Twice	40	Charleston So., '17	8	Charleston So., '17
Jace Christmann	6	Kentucky, '17	3	LSU, '17	45	LSU, '17	13	LSU, '17

## TACKLES

Player	Tackles	Opponent
Johnathan Abram	7	Louisiana Tech, '17
Fletcher Adams	5	Samford, '16
Stephen Adegoke	3	Louisiana Tech, '17
Hunter Bradley	1	Twice
Tre Brown	4	Louisiana Tech, '17
Brandon Bryant	10	Ole Miss, '15
Korey Charles	1	Twice
Tolando Cleveland	7	Twice
Cameron Dantzler	3	Three Times
Lashard Durr	5	Samford, '16
Willie Gay Jr.	4	Georgia, '17
J.T. Gray	10	LA Tech, '15
Gerri Green	11	Troy, '15
Dez Harris	12	Georgia, '17
Grant Harris	2	Four Times
Braxton Hoyett	3	Twice
Kendell Jones	2	Charleston So., '17
Kobe Jones	5	Charleston So., '17
Traver Jung	5	Ole Miss, '16
Leo Lewis	12	BYU, '16
Mark McLaurin	11	Kentucky, '17
C.J. Morgan	3	Louisiana Tech, '17
Jamal Peters	5	Missouri, '15
Josiah Phillips	1	Four Times
Chris Rayford	7	Samford, '16
Jeffery Simmons	7	LSU, '17
Maurice Smitherman	2	Kentucky, '17
Marquiss Spencer	5	BYU, '16
Montez Sweat	7	Kentucky, '17
Cory Thomas	4	Twice
Erroll Thompson	8	Kentucky, '17
Tim Washington	3	Louisiana Tech, '17

## TACKLES FOR LOSS

Player	TFL	Opponent
Johnathan Abram	1.0	Kentucky, '17
Fletcher Adams	1.5	Charleston So., '17
Tre Brown	1.0	Twice
Brandon Bryant	1.0	Twice
Tolando Cleveland	1.5	Twice
Cameron Dantzler	1.0	Charleston So., '17
Lashard Durr	0.5	LSU, '16
Willie Gay Jr.	1.0	Charleston So., '17
J.T. Gray	2.0	Arkansas, '16
Gerri Green	2.0	Louisiana Tech, '17
Dez Harris	1.5	Twice
Braxton Hoyett	1.0	Three Times
Kendell Jones	1.0	Charleston So., '17
Kobe Jones	2.5	Charleston So., '17
Traver Jung	2.0	Texas A&M, '16
Leo Lewis	2.0	South Alabama, '16
Mark McLaurin	1.0	Twice
Jamal Peters	1.5	Northwestern State, '15
Jeffery Simmons	1.5	Three Times
Marquiss Spencer	1.0	Four Times
Montez Sweat	2.5	Kentucky, '17
Cory Thomas	1.0	Five Times
Erroll Thompson	0.5	Kentucky, '17

## SACKS

Player	Sacks	Opponent
Johnathan Abram	0.5	Louisiana Tech, '17
Brandon Bryant	1.0	Troy, '15
Tolando Cleveland	1.0	Troy, '15
J.T. Gray	1.0	Twice
Gerri Green	2.0	Louisiana Tech, '17
Dez Harris	1.0	Twice
Braxton Hoyett	0.5	Kentucky, '17
Traver Jung	1.0	BYU, '16
Leo Lewis	1.0	Ole Miss, '16
Mark McLaurin	1.0	Texas A&M, '16
Jamal Peters	1.0	Northwestern State, '15
Jeffery Simmons	1.5	LSU, '17
Marquiss Spencer	1.0	Auburn, '16
Montez Sweat	1.5	Kentucky, '17

## INTERCEPTIONS

Player	INT	Opponent
Brandon Bryant	1	Five Times
Tolando Cleveland	1	Twice
Gerri Green	1	Three Times
Braxton Hoyett	1	Kentucky, '17
Mark McLaurin	1	Three Times
Jamal Peters	1	Twice
Maurice Smitherman	1	Samford, '16
Cory Thomas	1	Kentucky, '15

# THE LAST TIME MSU ...

## RUSHING

Had 400+ yards rushing: ..... at Ole Miss, 2016 (457)  
Had 300+ yards rushing: ..... vs. BYU, 2017 (306)  
Had 250+ yards rushing: ..... vs. Kentucky, 2017 (282)  
Had 200+ yards rushing: ..... vs. Kentucky, 2017 (282)  
Had 70+ rushing attempts: ..... vs. Arkansas, 2010 (70)  
Had 60+ rushing attempts: ..... at Auburn, 2011 (63)  
Had 50+ rushing attempts: ..... vs. BYU, 2017 (53)  
Had seven+ rushing TDs: ..... vs. Middle Tennessee, 2000 (7)  
Had six+ rushing TDs: ..... vs. Middle Tennessee, 2000 (7)  
Had five+ rushing TDs: ..... vs. Northwestern State, 2015 (5)  
Had four+ rushing TDs: ..... vs. Kentucky, 2017 (4)  
Had three+ rushing TDs: ..... vs. Kentucky, 2017 (4)  
Had two+ players with 100 yards rushing: ..... vs. BYU, 2017 (Fitzgerald 114, Williams 103)  
Had three+ players with 100 yards rushing: ..... vs. NE Louisiana, 1996 (Tony Buckhalter 119, Nakia Greer 110, Robert Isaac 103)

## PASSING

Had 450+ yards passing: ..... at Arkansas, 2015 (508)  
Had 400+ yards passing: ..... vs. Samford, 2016 (417)  
Had 300+ yards passing: ..... vs. Arkansas, 2016 (328)  
Had 200+ yards passing: ..... vs. BYU, 2017 (240)  
Had 40+ pass attempts: ..... at Alabama, 2016 (43)  
Had 30+ pass attempts: ..... vs. BYU, 2017 (31)  
Had 25+ pass completions: ..... vs. UMass, 2016 (26)  
Had 20+ pass completions: ..... vs. BYU, 2017 (20)  
Had five+ passing TDs: ..... vs. Samford, 2016 (5)  
Had four+ passing TDs: ..... vs. Samford, 2016 (5)  
Had three+ passing TDs: ..... at Louisiana Tech, 2017 (3)  
Had four+ passes intercepted: ..... at LSU, 2010 (5)  
Had three+ passes intercepted: ..... at Alabama, 2014 (4)

## RECEIVING

Had two players with 100 yards receiving: ..... vs. Samford, 2016  
(Donald Gray, 207; Fred Ross, 107)  
Had 10+ different receivers catch a pass ..... vs. Charleston Southern, 2017 (11)  
Had eight+ different receivers catch a pass ..... vs. BYU, 2017 (8)

## COMBINATION OFFENSE

Had one 300-yard passer and one 100-yard rusher in a game: ..... vs. Brigham Young, 2001  
(Kevin Fant 346 pass & Dicenso Miller 119 rush)  
Had one 100-yard receiver and one 100-yard rusher in a game: ..... vs. UMass, 2016  
(Fred Ross 171 receiving & Nick Fitzgerald 131 rush)

## TOTAL OFFENSE

Had 600+ yards total offense: ..... vs. Samford, 2016 (669)  
Had 550+ yards total offense: ..... vs. Charleston Southern, 2017 (555)  
Had 500+ yards total offense: ..... vs. BYU, 2017 (546)  
Had 400+ yards total offense: ..... vs. BYU, 2017 (546)  
Had 85+ plays total offense: ..... vs. Charleston Southern, 2017 (86)  
Had 80+ plays total offense: ..... vs. BYU, 2017 (84)  
Had 75+ plays total offense: ..... vs. BYU, 2017 (84)

## SCORING

Scored 60+ points: ..... vs. Northwestern State, 2015 (62)  
Scored 50+ points: ..... at Louisiana Tech, 2017 (57)  
Scored 40+ points: ..... vs. Kentucky, 2017 (45)  
Scored 30+ points: ..... vs. Kentucky, 2017 (45)  
Allowed 60+ points: ..... vs. South Carolina, 1995 (65)  
Allowed 50+ points: ..... vs. Arkansas, 2016 (58)  
Allowed 40+ points: ..... at Auburn, 2017 (49)  
Allowed 30+ points: ..... at Auburn, 2017 (49)  
Was held scoreless: ..... at Ole Miss, 2008 (0-45)  
Was held scoreless at Scott Field: ..... vs. LSU, 2007 (0-45)  
Was held scoreless on the road: ..... at Ole Miss, 2008 (0-45)  
Was held scoreless at a non-campus site: ..... vs. Florida, 1989 (21-0 in Tampa, Fla.)  
Held opponent scoreless: ..... vs. Charleston Southern, 2017 (49-0)  
Held opponent scoreless at Scott Field: ..... vs. Charleston Southern, 2017 (49-0)  
Held opponent scoreless on the road: ..... at South Carolina, 1998 (38-0)  
Held opponent scoreless at neutral site: ..... vs. Kansas, 1981 Hall of Fame Bowl (10-0)  
Held opponent without a touchdown: ..... vs. Charleston Southern, 2017 (49-0)  
Held opponent without an offensive touchdown: ..... vs. Charleston Southern, 2017 (49-0)  
Held two opponents scoreless in one season: ..... 2014  
Held three opponents scoreless in one season: ..... 1963  
Held an SEC opponent scoreless: ..... vs. Vanderbilt, 2014 (51-0)  
Held two SEC opponents scoreless in one season: ..... 1998  
Scored a two-point conversion passing: ... vs. Arkansas, 2016 (Nick Fitzgerald to Fred Ross)  
Scored a two-point conversion rushing: ..... at Texas A&M, 2013 (Dak Prescott rush)  
Attempted a two-point conversion: ..... vs. Arkansas, 2016 (2 - pass successful & pass failed)

## TURNOVERS

Committed eight+ turnovers: ..... at Arkansas, 2003 (8)  
Committed seven+ turnovers: ..... vs. LSU, 2007 (7)  
Had five+ fumbles: ..... vs. Georgia Tech, 2009 (5)  
Lost four+ fumbles: ..... vs. Georgia Tech, 2009 (4)  
Lost three+ fumbles: ..... vs. Arkansas, 2010 (3)  
Did not commit a turnover: ..... vs. Kentucky, 2017  
Did not cause a turnover: ..... vs. LSU, 2017  
Recorded six+ takeaways: ..... at Kentucky, 2007 (6)  
Recorded five+ takeaways: ..... vs. Arkansas, 2012 (5)  
Returned three+ interceptions for TDs: ..... vs. Arkansas State, 1994  
(Walt Harris - 41; Jimmy Lipscomb - 28; Dwayne Curry - 29)  
Returned two+ interceptions for TDs: ..... vs. Jackson State, 2012 (Darius Slay - 52, Matthew Wells - 22)  
Returned one interception for a TD: ..... vs. Kentucky, 2017 (84 yards by Gerri Green)  
Returned a fumble for a TD: ..... at Louisiana Tech, 2017 (90 yards by Jeffery Simmons)  
Two players had 2+ interceptions: ... at Middle Tennessee, 2009 (Corey Broomfield - 2; Johnthan Banks - 2)

## DEFENSE

Held opponent to 10 or fewer first downs: ..... vs. BYU, 2017 (8)  
Held opponent to 0 or fewer yards rushing: ..... vs. Florida, 2000 (-78 yds, 22 att.)  
Held opponent to 25 or fewer yards rushing: .. vs. Charleston Southern, 2017 (18 yds, 39 att.)  
Held opponent to 50 or fewer yards rushing: ..... vs. BYU, 2017 (17 yds, 29 att.)  
Held opponent to 50 or fewer yards passing: ..... vs. Charleston Southern, 2017 (15)  
Held opponent to 100 or fewer yards rushing: vs. Charleston Southern, 2017 (18 yds, 39 att.)  
Held opponent to 100 or fewer yards passing: ..... vs. Charleston Southern, 2017 (15)  
Held opponent to 100 or fewer yards total offense ..... vs. Charleston Southern, 2017 (33)  
Held opponent to 200 or fewer yards total offense: ..... vs. BYU, 2017 (176)  
Held opponent to 250 or fewer yards total offense: ..... vs. BYU, 2017 (176)  
Held opponent to 300 or fewer yards total offense: ..... vs. BYU, 2017 (176)  
Intercepted five+ passes: ..... at Memphis, 2002 (5)  
Intercepted four+ passes: ..... at Middle Tennessee, 2009 (4)  
Intercepted three+ passes: ..... vs. Samford, 2016 (3)  
Scored a safety: ..... vs. Charleston Southern, 2017 (2)  
Scored two+ safeties: ..... vs. Charleston Southern, 2017 (2)  
Recorded nine+ sacks: ..... at Ole Miss, 1996 (9.0)  
Recorded eight+ sacks: ..... vs. Oklahoma State, 1999 (8.0)  
Recorded six+ sacks: ..... at Kentucky, 2014 (7)  
Recorded five+ sacks: ..... vs. NC State, 2015 (5)  
Recorded four+ sacks: ..... at Louisiana Tech, 2017 (4)  
Did not record a sack: ..... vs. Arkansas, 2016  
Recorded 10+ tackles for loss ..... vs. Charleston Southern, 2017 (10.0)  
Had four players record 10+ tackles: .... vs. Texas A&M, 2012 (B. McKinney, C. Lawrence, N. Whitley, M. Wells)  
Had three players record 10+ tackles: ... vs. Texas A&M, 2012 (B. McKinney, C. Lawrence, N. Whitley, M. Wells)  
Had two players record 10+ tackles: ..... vs. Auburn, 2016 (R. Brown, M. McLaurin)

## SPECIAL TEAMS

Returned a punt for a TD: ..... vs. Troy, 2015 (Fred Ross - 77)  
Returned a blocked punt for a TD: ..... at Louisiana Tech, 2017 (Jeffery Simmons - 90)  
Returned a kickoff for a TD: ..... at Southern Miss, 2015 (Brandon Holloway - 100)  
Returned a blocked FG for a TD: ..... vs. Southern Miss, 2014 (Jay Hughes - 70)  
Blocked one punt: ..... at Louisiana Tech, 2017 (Jeffery Simmons)  
Blocked two punts: ..... vs. LSU, 1999 (Robert Bean, Eugene Clinton, Rob Knight)  
Blocked three punts: ..... vs. LSU, 1999 (Robert Bean, Eugene Clinton, Rob Knight)  
Punted 10+ times: ..... at Ole Miss, 2008 (10)  
Did not punt: ..... vs. Troy, 2013  
Blocked a field goal: ..... vs. Miami (Ohio), 2016 (Nelson Adams)  
Had a punt blocked: ..... at Missouri, 2015 (Kentrell Brothers)  
Had a field goal blocked: ..... at Arkansas, 2013 (Devon Bell 28-yard attempt)  
Blocked a PAT kick: ..... vs. Miami (Ohio), 2016 (Johnathan Calvin)  
Scored on a blocked PAT kick: ..... vs. Texas A&M, 2000 (Julius Griffith)  
Missed a kicking PAT: ..... at Ole Miss, 2016  
Had a kicking PAT blocked: ..... at Louisiana Tech, 2017  
Recovered an onside kick: ..... at LSU, 2016

## MISCELLANEOUS

Had 30+ first downs: ..... vs. BYU, 2017 (35)  
Had 20+ first downs: ..... vs. Kentucky, 2017 (25)  
Had 20+ penalties: ..... vs. Clemson, 1999 (21)  
Had 10+ penalties: ..... at Auburn, 2017 (10)  
Had 100+ yards in penalties: ..... vs. Gardner-Webb, 2007 (102)  
Had 35 minutes+ of possession time: ..... vs. BYU, 2017 (36:48)  
Was involved in a tie game: ..... vs. Arkansas, 1993 (13-13)  
Was involved in an overtime game: ..... 2OT at BYU, 2016 (L, 28-21)



# THE LAST TIME AN MSU PLAYER ...

## RUSHING

Rushed 40+ times: ..... Michael Davis vs. Ole Miss, 1993 (40)  
Rushed 35+ times: ..... James Johnson vs. Alabama, 1998 (36)  
Rushed 30+ times: ..... Vick Ballard vs. Arkansas, 2010 (33)  
Rushed 25+ times: ..... Aeris Williams at Ole Miss, 2016 (25)  
Rushed for 250+ yards: ..... Nick Fitzgerald at Ole Miss, 2016 (258)  
Rushed for 200+ yards: ..... Nick Fitzgerald at Ole Miss, 2016 (258)  
Rushed for 175+ yards: ..... Aeris Williams at Ole Miss, 2016 (191)  
Rushed for 150+ yards: ..... Aeris Williams at Ole Miss, 2016 (191)  
Rushed for 125+ yards: ..... Aeris Williams at Ole Miss, 2016 (191)  
Rushed for 100+ yards: ..... Nick Fitzgerald vs. Kentucky, 2017 (115)  
Rushed for 100+ yards (QB): ..... Nick Fitzgerald vs. Kentucky, 2017 (115)  
Rushed for four+ touchdowns: ..... Nick Fitzgerald vs. Arkansas, 2016 (4)  
Rushed for three+ touchdowns: ..... Nick Fitzgerald vs. Arkansas, 2016 (4)  
Rushed for two+ touchdowns: ..... N. Fitzgerald & Keytaon Thompson vs. Kentucky, 2017 (2)  
Had a run of 80+ yards: ..... James Johnson at Alabama, 1997 (83)  
Had a run of 70+ yards: ..... Nick Fitzgerald at Ole Miss, 2016 (70)  
Had a run of 60+ yards: ..... Nick Fitzgerald at Ole Miss, 2016 (70)  
Had a run of 50+ yards: ..... Aeris Williams at Louisiana Tech, 2017 (59)

## PASSING

Passed for 450+ yards: ..... Dak Prescott at Arkansas, 2015 (508)  
Passed for 400+ yards: ..... Nick Fitzgerald vs. Samford, 2016 (417)  
Passed for 300+ yards: ..... Nick Fitzgerald vs. Arkansas, 2016 (328)  
Passed for 250+ yards: ..... Nick Fitzgerald vs. Arkansas, 2016 (328)  
Passed for 200+ yards: ..... Nick Fitzgerald vs. BYU, 2017 (241)  
Attempted 45+ passes: ..... Dak Prescott at Arkansas, 2015 (50)  
Attempted 35+ passes: ..... Nick Fitzgerald vs. Samford, 2016 (35)  
Completed 30+ passes: ..... Nick Fitzgerald vs. Samford, 2016 (35)  
Completed 25+ passes: ..... Nick Fitzgerald vs. Samford, 2016 (35)  
Completed 20+ passes: ..... Nick Fitzgerald vs. Samford, 2016 (35)  
Threw four+ touchdown passes: ..... Nick Fitzgerald vs. Samford, 2016 (5)  
Threw three+ touchdown passes: ..... Nick Fitzgerald at Louisiana Tech, 2017 (3)  
Threw five+ interceptions: ..... Michael Henig vs. LSU, 2007 (6)  
Threw four+ interceptions: ..... Tyler Russell vs. Northwestern, 2012 (4)  
Threw three+ interceptions: ..... Dak Prescott at Alabama, 2014 (3)  
Completed pass for 90+ yards: ..... Kevin Fant to Terrell Grindle vs. Kentucky, 2002 (91)  
Completed pass for 80+ yards: ..... Tyler Russell to Jameon Lewis at Memphis, 2011 (80)  
Completed pass for 70+ yards: ..... Nick Fitzgerald to Donald Gray vs. Samford, 2016 (74)  
Completed pass for 60+ yards: ..... Nick Fitzgerald to Farrod Green vs. Charleston So., 2017 (62)  
Completed pass for 50+ yards: ..... Nick Fitzgerald to Farrod Green vs. Charleston So., 2017 (62)

## RECEIVING

Caught 15+ passes: ..... Eric Moulds at Tennessee, 1995 (15)  
Caught 10+ passes: ..... Fred Ross vs. Arkansas, 2016 (10)  
Caught seven+ passes: ..... Fred Ross vs. Arkansas, 2016 (10)  
Had 200+ yards receiving: ..... Donald Gray vs. Samford, 2016 (207)  
Had 175+ yards receiving: ..... Donald Gray vs. Samford, 2016 (207)  
Had 150+ yards receiving: ..... Fred Ross vs. Arkansas, 2016 (171)  
Had 100+ yards receiving: ..... Fred Ross vs. Arkansas, 2016 (171)  
Caught three+ TD passes: ..... Donald Gray vs. Samford, 2016 (3)  
Caught two+ TD passes: ..... Fred Ross vs. Arkansas, 2016 (2)

## TOTAL OFFENSE

Had 450+ yards total offense: ..... Nick Fitzgerald vs. Arkansas, 2016 (459)  
Had 400+ yards total offense: ..... Nick Fitzgerald vs. Arkansas, 2016 (459)  
Had 350 yards+ total offense: ..... Nick Fitzgerald at Ole Miss, 2016 (367)  
Had 300 yards+ total offense: ..... Nick Fitzgerald vs. BYU, 2017 (344)  
Had 100 yards both passing and rushing: ..... N. Fitzgerald vs. Kentucky, 2017 (115 rush, 155 pass)

## SCORING

Accounted for five+ touchdowns: ..... Nick Fitzgerald at Louisiana Tech, 2017 (3 pass, 2 rush)  
Accounted for four+ touchdowns: ..... Nick Fitzgerald vs. BYU, 2017 (2 pass, 2 rush)  
Accounted for three+ touchdowns: ..... Nick Fitzgerald vs. Kentucky, 2017 (1 pass, 2 rush)  
Scored four+ touchdowns: ..... Nick Fitzgerald vs. Arkansas, 2016 (4 rush)  
Scored three+ touchdowns: ..... Nick Fitzgerald vs. Arkansas, 2016 (4 rush)  
Scored two+ touchdowns: ..... Nick Fitzgerald vs. Kentucky, 2017 (2 rush)  
Scored two+ non-offensive TDs: ..... Jeffery Simmons (FR & blkd punt) at Louisiana Tech, 2017

## DEFENSE

Intercepted three+ passes: ..... Richie Brown vs. Texas A&M, 2014 (3)  
Intercepted two+ passes: ..... Taveze Calhoun vs. Kentucky, 2015 (2)  
Intercepted a pass: ..... Braxton Hoyett & Gerri Green vs. Kentucky, 2017 (1)  
Recovered three+ fumbles: ..... Chris Corroero vs. Memphis, 1987 (3)  
Recovered two+ fumbles: ..... Kamau Jackson vs. Tennessee, 2002 (2)  
Recovered a fumble: ..... Marquiss Spencer vs. BYU, 2017 (1)  
Forced two+ fumbles: ..... Gerri Green at Louisiana Tech, 2017 (2)  
Forced a fumble: ..... Mark McLaurin vs. Kentucky, 2017 (1)  
Recorded five+ sacks: ..... Greg Favors at Ole Miss, 1996 (5.5)  
Recorded three+ sacks: ..... Willie Evans vs. Tulane, 2005 (3.0)  
Recorded two+ sacks: ..... Gerri Green at Louisiana Tech, 2017 (2.0)  
Recorded five+ tackles for loss: ..... Deljuan Robinson vs. Auburn, 2006 (5.0)  
Recorded three+ tackles for loss: ..... A.J. Jefferson vs. South Alabama, 2016 (4.0)  
Recorded 20+ tackles: ..... Mario Haggan vs. Arkansas, 2000 (20)  
Recorded 10+ tackles: ..... Mark McLaurin vs. Kentucky, 2017 (11)  
Recorded 10+ tackles in back-to-back games: ..... Beniquez Brown, 2015 (Two Straight vs. Alabama (11), at Arkansas (12)  
Returned an interception for a touchdown: ..... Gerri Green (84) vs. Kentucky, 2017

## SPECIAL TEAMS

Scored 10+ points kicking: ..... Jace Christmann vs. LSU, 2017 (13)  
Kicked five+ field goals: ..... Derek DePasquale vs. UAB, 2010 (5)  
Kicked four+ field goals: ..... Derek DePasquale vs. UAB, 2010 (5)  
Kicked two field goals of 50+ yards: ..... Brian Hazelwood vs. Memphis, 1997 (51, 53)  
Kicked one field goal of 50+ yards: ..... Devon Bell vs. LSU, 2015 (52)  
Kicked a punt of 70+ yards: ..... Devon Bell at South Alabama, 2014 (70)  
Kicked a punt of 60+ yards: ..... Logan Cooke at Georgia, 2017 (67)  
Punted 10+ times: ..... Blake McAdams at Ole Miss, 2008 (12)  
Totaled 175+ kick return yards: ..... Jameon Lewis at Ole Miss, 2012 (183, 5 ret.)  
Totaled 150+ kick return yards: ..... Jameon Lewis at Ole Miss, 2012 (183, 5 ret.)  
Totaled 100+ kick return yards: ..... Keith Mixon vs. Arkansas, 2016 (106, 5 ret.)  
Totaled 50+ punt return yards: ..... Fred Ross vs. Troy, 2015 (75, 3 ret.)

# THE LAST TIME AN OPPONENT ...

## RUSHING

Had 400+ yards rushing:	Georgia Tech, 2014 (452)
Had 300+ yards rushing:	Arkansas, 2016 (357)
Had 200+ yards rushing:	Auburn, 2017 (244)
Had 70+ rushing attempts:	Oklahoma State, 1998 (71)
Had 60+ rushing attempts:	Georgia Tech, 2014 (61)
Had 50+ rushing attempts:	Auburn, 2016 (58)
Had six+ rushing TDs:	Georgia Tech, 2014 (6)
Had four+ rushing TDs:	Auburn, 2017 (4)
Had two players with 100 yds rushing:	Arkansas, 2016 (Williams 205, Whaley 112)

## PASSING

Had 400+ yards passing:	Samford, 2016 (468)
Had 300+ yards passing:	Ole Miss, 2016 (320)
Had 200+ yards passing:	Auburn, 2017 (267)
Had 60+ pass attempts:	Samford, 2016 (70)
Had 50+ pass attempts:	Samford, 2016 (70)
Had 40+ pass attempts:	Alabama, 2016 (41)
Had 30+ pass attempts:	Kentucky, 2017 (30)
Had 40+ pass completions:	Samford, 2016 (42)
Had 30+ pass completions:	Alabama, 2016 (31)
Had 25+ pass completions:	Alabama, 2016 (31)
Had 20+ pass completions:	Miami (Ohio), 2016 (22)
Had five+ passing TDs:	Alabama, 2016 (5)
Had four+ passing TDs:	Alabama, 2016 (5)
Had three+ passing TDs:	Arkansas, 2016 (3)

## RECEIVING

Had two players with 100 yards receiving in a game:	Samford, 2016 (Karelc Hamilton 213 and Kelvin McKnight 115)
Had four+ players catch five+ passes:	Arkansas, 2015 (5)
Had three+ players catch five+ passes:	Ole Miss, 2016 (3)
Had 12+ players catch a pass:	Troy, 2013 (12)
Had eight+ players catch a pass:	BYU, 2017 (10)

## TOTAL OFFENSE

Had 650+ yards total offense:	Arkansas, 2016 (661)
Had 600+ yards total offense:	Arkansas, 2016 (661)
Had 550+ yards total offense:	Arkansas, 2016 (661)
Had 500+ yards total offense:	Auburn, 2017 (511)
Had 400+ yards total offense:	Auburn, 2017 (511)
Had 80+ plays total offense:	Louisiana Tech, 2017 (80)
Had 75+ plays total offense:	Louisiana Tech, 2017 (80)

## SCORING

Scored 60+ points:	South Carolina, 1995 (65)
Scored 50+ points:	Arkansas, 2016 (58)
Scored 40+ points:	Auburn, 2017 (49)
Scored 30+ points:	Auburn, 2017 (49)
Scored a two-point conversion rushing:	Arkansas, 2016
Scored a two-point conversion passing:	Samford, 2016
Failed on a two-point conversion attempt:	Arkansas, 2016

## TURNOVERS

Had five+ fumbles:	Ole Miss, 2011 (6)
Had four+ fumbles lost:	LSU, 2004 (4)
Had three+ fumbles lost:	Arkansas, 2012 (3)
Committed five+ turnovers:	Arkansas, 2012 (5)
Did not commit a turnover:	LSU, 2017
Intercepted five+ MSU passes:	LSU, 2010 (5)
Intercepted four+ MSU passes:	Northwestern, 2012 (4)
Intercepted three+ MSU passes:	Alabama, 2014 (3)
Returned an interception for a TD:	Auburn, 2017 (Javaris Davis)
Returned a fumble for a TD:	LSU, 2014 (Danielle Hunter 25-yd fumble recovery)

## DEFENSE

Held MSU to 10 or fewer first downs:	Alabama, 2013 (10)
Recorded 10+ sacks:	Ole Miss, 2008 (11)
Recorded seven+ sacks:	Ole Miss, 2015 (7)
Scored a safety:	Texas A&M, 2013
Scored two safeties:	Florida, 2005
Held MSU to 25 or fewer yards rushing:	Alabama, 2011 (12)
Held MSU to 100 or fewer yards passing:	Kentucky, 2016 (81)
Held MSU to 50 or fewer yards passing:	Florida, 2010 (33)
Held MSU to 300 or less yards total offense:	Auburn, 2016 (289)
Held MSU to 200 or less yards total offense:	Alabama, 2013 (197)
Held MSU to 100 or fewer yards both rushing & passing:	Ole Miss, 2008 (-51 rush, 88 pass)

## SPECIAL TEAMS

Returned a punt for a TD:	Texas A&M, 2016 (Christian Kirk - 93)
Returned a blocked punt for a TD:	Ole Miss, 2013 (Terrell Grant - 0)
Returned a kickoff for a TD:	Tennessee, 2012 (Cordarrelle Patterson - 98)
Punted 10+ times:	Vanderbilt, 2009 (11)
Did not punt:	Arkansas, 2016
Missed a kicking PAT:	Arkansas, 2016
Missed two kicking PATs:	Tulane, 2006
Blocked a field goal:	Arkansas, 2013
Blocked a punt:	Missouri, 2015

## MISCELLANEOUS

Had 30+ first downs:	Ole Miss, 2016 (31)
Had 10+ penalties:	Texas A&M, 2013 (10)
Had 100+ yards in penalties:	LSU, 2017 (112)
Had 35 minutes+ of possession time:	Louisiana Tech, 2017 (36:08)
Had two 100-yard rushers and one 100-yard receiver:	Georgia Tech, 2014 (Days 171 rush, Thomas 121 rush, Waller 114 rec.)
Had one 100-yard rusher and one 100-yard receiver:	Alabama, 2016 (Hurts 100 rush, Stewart 156 rec.)

## INDIVIDUAL RUSHING

Rushed 40+ times:	Deuce McAllister (Ole Miss), 1998 (40)
Rushed 35+ times:	Kamryn Pettway (Auburn), 2016 (39)
Rushed for 200+ yards:	Rawleigh Williams III (Arkansas), 2016 (205)
Rushed for 175+ yards:	Rawleigh Williams III (Arkansas), 2016 (205)
Rushed for 150+ yards:	Rawleigh Williams III (Arkansas), 2016 (205)
Rushed for 125+ yards:	Rawleigh Williams III (Arkansas), 2016 (205)
Rushed for 100+ yards:	Kerryon Johnson (Auburn), 2017 (116)
Rushed for five+ touchdowns:	Carnell Williams (Auburn), 2003 (6)
Rushed for four+ touchdowns:	Rawleigh Williams III (Arkansas), 2016 (4)
Had a run of 80+ yards:	Marquis Young (UMass), 2016 (83)
Had a run of 70+ yards:	Marquis Young (UMass), 2016 (83)
Had a run of 60+ yards:	Malik Willis (Auburn), 2017 (67)
Had a run of 50+ yards:	Kerryon Johnson (Auburn), 2017 (59)

## INDIVIDUAL PASSING

Passed for 450+ yards:	Devlin Hodges (Samford), 2016 (468)
Passed for 400+ yards:	Devlin Hodges (Samford), 2016 (468)
Passed for 300+ yards:	Shea Patterson (Ole Miss), 2016 (320)
Attempted 60+ passes:	Devlin Hodges (Samford), 2016 (69)
Attempted 50+ passes:	Devlin Hodges (Samford), 2016 (69)
Completed 30+ passes:	Devlin Hodges (Samford), 2016 (42)
Completed 20+ passes:	Gus Ragland (Miami (Ohio)), 2016 (22)
Threw five+ touchdown passes:	Brandon Allen (Arkansas), 2015 (7)
Threw four+ touchdown passes:	Jalen Hurts (Alabama), 2016 (4)
Completed a pass for 80+ yards:	Jacoby Brissett to Pharoah McKeever (NC State), 2015 (82)
Completed a pass for 70+ yards:	Jacoby Brissett to Pharoah McKeever (NC State), 2015 (82)

## INDIVIDUAL RECEIVING

Caught 10+ passes:	Karel Hamilton (Samford), 2016 (14)
Caught seven+ passes:	ArDarius Stewart (Alabama), 2016 (8)
Had 150+ yards receiving:	ArDarius Stewart (Alabama), 2016 (156)
Had 100+ yards receiving:	Marcus Gaines (Louisiana Tech), 2017 (104)
Caught three+ TD passes:	ArDarius Stewart (Alabama), 2016 (3)
Caught two+ TD passes:	Keon Hatcher (Arkansas), 2016 (2)

## INDIVIDUAL TOTAL OFFENSE

Had 500+ yards total offense:	Devlin Hodges (Samford), 2016 (513)
Had 400+ yards total offense:	Jalen Hurts (Alabama), 2016 (447)
Had 100 yards both passing and rushing:	Jalen Hurts (Alabama), 2016, (347 pass/100 rush)

## INDIVIDUAL SCORING

Accounted for six+ touchdowns:	Brandon Allen (Arkansas), 2015 (7 pass)
Accounted for five+ touchdowns:	Rawleigh Williams III (Arkansas), 2016 (4 rush, 1 pass)
Accounted for four+ touchdowns:	Rawleigh Williams III (Arkansas), 2016 (4 rush, 1 pass)
Scored four+ touchdowns:	Rawleigh Williams III (Arkansas), 2016 (4 rush)
Scored three+ touchdowns:	Kerryon Johnson (Auburn), 2017 (3 rush)

## INDIVIDUAL DEFENSE

Intercepted three+ passes:	Craig Steltz (LSU), 2007 (3)
Intercepted two+ passes:	Robert Lester (Alabama), 2010 (2)
Recorded three+ sacks:	Jonathan Allen (Alabama), 2015 (3, 17)
Recorded two+ sacks:	Carl Lawson (Auburn), 2016 (2.0, 13)

## SPECIAL TEAMS

Scored 10+ points kicking:	Adam Griffith (Alabama), 2016 (14)
Kicked five+ field goals:	Austin MacGinnis (Kentucky), 2016 (5)
Kicked four field goals:	Austin MacGinnis (Kentucky), 2016 (5)

# 2017 SUPERLATIVES

## MSU Team Highs

Points Scored	57 at La. Tech (9/9)
Total Yards	555 vs. CSU (9/2)
Rushing Yards	327 at La. Tech (9/9)
Rushing Attempts	53 vs. BYU (10/14)
Rushing TDs	4 vs. Kentucky (10/21)
Passing Yards	274 vs. CSU (9/2)
Passes Completed	20 (2x) last vs. BYU (10/14)
Passes Attempted	37 at Auburn (9/30)
Passing TDs	3 (2x) last at La. Tech (9/9)
Passes Intercepted	2 (3x) last vs. BYU (10/14)
First Downs	35 vs. BYU (10/14)
Penalties	10 at Auburn (9/30)
Penalty Yards	60 (2x) last vs. BYU (10/14)
Sacks	4 at La. Tech (9/9)

## MSU Team Lows

Points Scored	7 at UGA (9/23)
Total Yards	280 at UGA (9/23)
Rushing Yards	177 at UGA (9/23)
Rushing Attempts	37 at UGA (9/23)
Rushing TDs	0 (2x) last at Auburn (9/30)
Passing Yards	103 at UGA (9/23)
Passes Completed	13 (2x) last at Auburn (9/30)
Passes Attempted	20 at La. Tech (9/9)
Passing TDs	0 at UGA (9/23)
Passes Intercepted	0 (3x) last vs. Kentucky (10/21)
First Downs	15 at UGA (9/23)
Penalties	3 at La. Tech (9/9)
Penalty Yards	35 at UGA (9/23)
Sacks	0 at UGA (9/23)

## MSU Individual

All-Purpose Yds	147 by Aeris Williams vs. BYU (10/14)
Rushing Yards	146 by Aeris Williams vs. LSU (9/16)
Rushing Carries	23 (2x) last by Aeris Williams vs. BYU (10/14)
Rushing TDs	2 (5x) last K. Thompson vs. Kentucky (10/21)
Longest Rush	59 by Aeris Williams at La. Tech (9/9)
Passing Yards	241 by Nick Fitzgerald vs. BYU (10/16)
Pass Completions	19 by Nick Fitzgerald vs. BYU (10/16)
Passing Attempts	33 by Nick Fitzgerald at Auburn (9/30)
Passes Intercepted	2 (3x) last by Nick Fitzgerald vs. BYU (10/16)
Passing TDs	3 by Nick Fitzgerald at La. Tech (9/9)
Longest Pass	62 by Nick Fitzgerald vs. CSU (9/2)
Receiving Yards	97 by Keith Mixon vs. LSU (9/16)
Receptions	6 (2x) by Donald Gray vs. Kentucky (10/21)
Receiving TDs	1 (9x) last by Jordan Thomas vs. Kentucky (10/21)
Longest Reception	62 by Farrod Green vs. CSU (9/2)
FG's Made	3 by Jace Christmann vs. LSU (9/16)
FG's Attempted	3 by Jace Christmann vs. LSU (9/16)
Longest FG Made	45 by Jace Christmann vs. LSU (9/23)
PAT's	5 (2x) last by Jace Christmann vs. BYU (10/14)
Punts	7 by Logan Cooke at UGA (9/23)
Punts Average	53.0 by Logan Cooke vs. BYU (10/14)
Longest Punt	67 by Logan Cooke at UGA (9/23)
Punt Return Yds	24 by Jeffery Simmons at La. Tech (9/9)
Longest Punt Ret.	35 by Donald Gray vs. LSU (9/16)
KO Return Yards	52 by Donald Gray vs. CSU (9/2)
Longest KO Ret.	52 by Donald Gray vs. CSU (9/2)
Total Tackles	12 by Dez Harris at UGA (9/23)
Tackles for Loss	2.5 (2x) last by Montez Sweat vs. Kentucky (10/21)
Sacks	2.0 by Gerri Green at La. Tech (9/9)
Interceptions	1 (4x) last by Gerri Green vs. Kentucky (10/21)
Int. Return Yards	84 by Gerri Green vs. Kentucky (10/21)

## Opponent Team Highs

Points Scored	49 by Auburn (9/30)
Total Yards	511 by Auburn (9/30)
Rushing Yards	244 by Auburn (9/30)
Rushing Attempts	50 by La. Tech (9/9)
Rushing TDs	4 by Auburn (9/30)
Passing Yards	267 by Auburn (9/30)
Passes Completed	17 by BYU (10/14)
Passes Attempted	30 by La. Tech (9/9)
Passing TDs	2 (2x) last by Auburn (9/30)
Passes Intercepted	2 (3x) last by BYU (9/30)
First Downs	20 by La. Tech (9/9)
Penalties	9 by LSU (9/16)
Penalty Yards	112 by LSU (9/16)
Sacks	2 by Auburn (9/30)

## Opponent Team Lows

Points Scored	0 by CSU (9/2)
Total Yards	33 by CSU (9/2)
Rushing Yards	18 by CSU (9/2)
Rushing Attempts	17 by BYU (10/14)
Rushing TDs	0 (2x) last by BYU (10/14)
Passing Yards	15 by CSU (9/2)
Passes Completed	3 by CSU (9/2)
Passes Attempted	8 by CSU (9/2)
Passing TDs	0 (2x) last by Kentucky (10/21)
Passes Intercepted	0 by CSU (9/2)
First Downs	2 by CSU (9/2)
Penalties	2 by BYU (10/14)
Penalty Yards	22 by BYU (10/14)
Sacks	0 (4x) last vs. BYU (10/14)

## Opponent Individual

All-Purpose Yds	149 for Lynn Bowden, Jr. for Kentucky (10/21)
Rushing Yards	122 yards by K. Johnson for Auburn (9/30)
Rushing Carries	23 by Kerryon Johnson for Auburn (9/30)
Rushing TDs	3 by Kerryon Johnson for Auburn (9/30)
Longest Rush	67 yards by Malik Willis for Auburn (9/30)
Passing Yards	264 yards by Jarrett Stidham for Auburn (9/30)
Pass Completions	16 by Tanner Mangum for BYU (10/14)
Passing Attempts	29 by Danny Etling for LSU (9/16)
Passes Intercepted	2 by Stephen Johnson for Kentucky (10/21)
Passing TDs	2 (2x) last Jarrett Stidham for Auburn (9/30)
Longest Pass	59 by Jake Fromm for UGA (9/23)
Receiving Yards	104 by Marcus Gaines for La. Tech (9/9)
Receptions	6 by Ryan Davis for Auburn (9/30)
Receiving TDs	1 (6x) last by Aleva Hifo for BYU (10/14)
Longest Reception	59 by Terry Godwin for UGA (9/23)
FG's Made	2 by Jonathan Barnes for La. Tech (9/9)
FG's Attempted	2 by Jonathan Barnes for La. Tech (9/9)
Longest FG Made	49 by Rodrigo Balnkenhip for UGA (9/23)
PAT's	7 by Daniel Carlson for Auburn (9/30)
Punts	12 by Kyle Reighard for CSU (9/2)
Punts Average	45.5 by Cameron Nizialek for UGA (9/23)
Longest Punt	67 by Matt Panton for Kentucky (10/21)
Punt Return Yds	16 yards by Stephen Roberts for Auburn (9/30)
Longest Punt Ret.	11 yards by Stephen Roberts for Auburn (9/30)
KO Return Yards	112 by Lynn Bowden, Jr. for Kentucky (10/21)
Longest KO Ret.	33 by Lynn Bowden, Jr. for Kentucky (10/21)
Total Tackles	12 (2x) last by Butch Pau'u for BYU (10/14)
Tackles for Loss	1.5 by Devin White for LSU (9/16)
Sacks	1.0 for J. Holland and M. Bryant for Auburn (9/30)
Interceptions	2 by Dayan Ghanwoloku for BYU (10/14)
Int. Return Yards	61 yards by Amik Robertson for La. Tech (9/9)



# LONG DRIVE SUPERLATIVES

## Longest Drive

No. of Plays	MSU
By No. of Yards	13 (75 yds, 7:53) (2x) last vs. UK (10/21), results in TD
By Time of Possession	89 (10 p, 4:08) vs. BYU (10/14), results in TD
	7:53 (13p, 75 yds) vs. UK (10/121), results in TD

## Opponents

	15 (90 yds, 6:08) by LA Tech (9/9), results in TD
	90 (15, 6:08) by LA Tech (9/9), results in TD
	6:08 (15p, 90 yds) by LA Tech (9/9), results in TD

## MSU DRIVE CHARTS

### Charleston Southern

Qtr.	Time	Start	Pl-Yds	TOP	Result
1st	15:00	MSU 25	4-75	0:58	TOUCHDOWN
1st	11:42	MSU 22	15-63	4:53	Missed FG
1st	4:34	CSU 43	3-43	0:59	TOUCHDOWN
1st	3:09	CSU 40	6-40	1:45	TOUCHDOWN
2nd	14:49	MSU 36	5-19	2:35	Punt
2nd	9:03	MSU 44	7-33	1:55	FIELD GOAL
2nd	5:18	MSU 38	3-2	0:47	Punt
2nd	3:45	MSU 45	4-55	1:08	TOUCHDOWN
2nd	1:15	MSU 14	3-0	0:21	Punt
3rd	12:44	MSU 22	12-78	4:02	TOUCHDOWN
3rd	7:42	MSU 42	8-28	3:45	Missed FG
3rd	2:09	MSU 27	3-6	1:13	Punt
4th	14:07	MSU 41	3-0	2:14	Punt
4th	9:37	MSU 20	10-80	3:39	TOUCHDOWN
4th	1:51	MSU 13	3-13	1:51	End of Half

### at Louisiana Tech

Qtr.	Time	Start	Pl-Yds	TOP	Result
1st	13:21	MSU 25	3-0	0:49	Punt
1st	10:02	MSU 24	6-24	2:33	INT
1st	6:46	MSU 22	5-59	1:41	FIELD GOAL
1st	4:08	MSU 39	3-4	1:21	Punt
1st	1:06	LT 00	0-0	0:00	TOUCHDOWN
1st	0:16	LT 17	1-17	0:06	TOUCHDOWN
2nd	13:39	MSU 26	3-0	1:28	Punt
2nd	11:54	LT 14	2-14	0:27	TOUCHDOWN
2nd	8:19	MSU 25	4-75	1:07	TOUCHDOWN
2nd	4:37	MSU 24	11-76	3:56	TOUCHDOWN
3rd	15:00	MSU 28	2-72	0:33	TOUCHDOWN
3rd	9:48	MSU 10	0-0	0:00	TOUCHDOWN
3rd	7:30	MSU 41	9-59	4:06	TOUCHDOWN
4th	11:54	MSU 35	11-55	5:30	Turnover on Downs
4th	0:15	MSU 13	1-(-1)	0:15	End of Half

### LSU

Qtr.	Time	Start	Pl-Yds	TOP	Result
1st	11:07	MSU 20	5-29	2:27	Punt
1st	6:23	MSU 13	6-18	3:52	Punt
1st	0:48	MSU 35	8-65	2:10	TOUCHDOWN
2nd	9:44	MSU 25	10-63	4:40	FIELD GOAL
2nd	3:19	MSU 46	10-54	3:12	TOUCHDOWN
3rd	15:00	MSU 25	7-48	4:07	FIELD GOAL
3rd	8:20	MSU 21	6-79	3:10	TOUCHDOWN
3rd	4:09	LSU 39	5-29	2:14	FIELD GOAL
3rd	0:34	MSU 36	6-64	2:33	TOUCHDOWN
4th	10:22	MSU 25	3-2	1:54	Punt
4th	5:36	MSU 35	8-44	5:36	End of Half

### at Georgia

Qtr.	Time	Start	Pl-Yds	TOP	Result
1st	15:00	MSU 25	3- (-3)	2:13	Punt
1st	12:37	MSU 25	6-17	2:23	Punt
1st	6:16	MSU 25	3-8	1:06	Punt
1st	2:04	MSU 10	8-38	3:30	Punt
2nd	10:39	MSU 38	6-17	2:53	Punt
2nd	5:43	MSU 40	12-51	4:29	FIELD GOAL
3rd	12:24	MSU 25	3-6	1:56	Punt
3rd	8:48	MSU 43	4-15	1:30	Interception
3rd	5:48	MSU 25	2-0	0:22	Interception
3rd	0:52	MSU 25	3-3	1:07	Punt]
4th	12:32	MSU 22	11-67	4:12	Turnover on Downs
4th	3:00	UGA 48	10-46	3:00	End of Half

## OPP. DRIVE CHARTS

### Charleston Southern

Qtr.	Time	Start	Pl-Yds	TOP	Result
1st	13:56	CSU 23	3-9	2:14	Punt
1st	6:49	CSU 20	3-(-10)	2:15	Punt
1st	3:30	CSU 16	1-(-16)	0:10	SAFETY
1st	1:24	CSU 25	3-(-3)	1:35	Punt
2nd	12:14	CSU 11	6-15	3:11	Punt
2nd	7:02	CSU 19	3-2	1:44	Punt
2nd	4:31	CSU 1	2-(-1)	0:37	SAFETY
2nd	2:37	CSU 25	3-7	1:22	Punt
2nd	0:54	CSU 42	2-6	0:54	Half
3rd	15:00	CSU 25	3-6	2:16	Punt
3rd	8:37	CSU 9	3-1	0:55	Punt
3rd	3:57	CSU 30	3-3	1:48	Punt
3rd	0:56	CSU 27	3-(-22)	1:49	Punt
4th	11:53	CSU 31	3-2	2:16	Punt
4th	5:58	CSU 25	6-19	4:07	Punt

### at Louisiana Tech

Qtr.	Time	Start	Pl-Yds	TOP	Result
1st	15:00	LT 25	7-65	1:39	FIELD GOAL
1st	12:32	LT 20	3-0	0:49	Punt
1st	7:29	MSU 2	2-2	0:43	TOUCHDOWN
1st	5:05	LT 25	3- (-3)	0:57	Punt
1st	2:47	LT 17	3-7	1:41	Punt
1st	1:06	LT 25	2-18	0:50	Interception
1st	0:10	LT 25	3-8	1:31	Punt
2nd	12:11	LT 26	1- (-12)	0:17	Fumble
2nd	11:27	LT 25	6-9	3:08	Punt
2nd	7:12	LT 25	4-20	2:35	Punt
2nd	0:41	LT 25	8-47	0:41	FIELD GOAL
3rd	14:27	LT 25	10-65	4:39	Fumble
3rd	9:48	LT 25	3-0	2:18	Punt
3rd	3:24	LT 25	9-3	6:30	Punt
4th	6:24	LT 10	15-90	6:09	TOUCHDOWN

### LSU

Qtr.	Time	Start	Pl-Yds	TOP	Result
1st	15:00	LSU 25	6-16	3:53	Punt
1st	8:40	LSU 11	7-36	2:17	Punt
1st	2:31	LSU 19	3-7	1:43	Punt
2nd	13:38	LSU 35	8-65	3:54	TOUCHDOWN
2nd	5:04	LSU 25	3- (-2)	1:45	Punt
2nd	0:00	LSU 21	0-0	0:00	End of Half
3rd	10:53	LSU 25	5-17	2:33	Punt
3rd	5:04	LSU 19	3-3	0:55	Punt
3rd	1:55	LSU 25	3-5	1:21	Punt
4th	13:01	LSU 25	9-50	2:39	Turnover on Downs
4th	8:28	LSU 25	11-40	2:52	Turnover on Downs

### at Georgia

Qtr.	Time	Start	Pl-Yds	TOP	Result
1st	12:47	UGA 41	1-59	0:10	TOUCHDOWN
1st	10:14	UGA 22	8-78	3:58	TOUCHDOWN
1st	5:10	UGA 20	5-24	3:06	Punt
2nd	13:34	UGA 18	6-44	2:55	Fumble
2nd	7:46	UGA 10	3-6	2:03	Punt
2nd	1:08	UGA 25	2-5	1:08	End of Half
3rd	15:00	UGA 25	6-75	2:36	TOUCHDOWN
3rd	10:28	UGA 17	3-2	1:40	Punt
3rd	7:18	UGA 50	3-50	1:30	TOUCHDOWN
3rd	5:26	MSU 41	7-10	4:34	FIELD GOAL
4th	14:45	UGA 15	3-9	12:32	Punt
4th	8:20	UGA 11	8-37	5:20	Turnover on Downs

# MSU DRIVE CHARTS

at Auburn

Qtr.	Time	Start	Pl-Yds	TOP	Result
1st	12:00	MSU 25	3-6	0:45	Punt
1st	10:29	AU 32	8-10	3:48	FIELD GOAL
1st	4:55	MSU 25	6-34	3:25	Punt
2nd	14:13	MSU 14	3-(-5)	0:27	Punt
2nd	13:38	MSU 25	4-9	1:20	Turnover on Downs
2nd	10:28	MSU 34	5-13	2:13	Punt
2nd	4:53	MSU 23	8-77	3:54	TOUCHDOWN
3rd	14:49	MSU 23	5-17	2:27	Punt
3rd	9:02	MSU 25	3-7	1:23	Interception
3rd	5:37	MSU 10	10-51	3:36	Turnover on Downs
3rd	1:07	AU 43	4-4	1:46	Turnover on Downs
4th	12:03	MSU 25	3-5	1:21	Interception
4th	10:42	MSU 25	13-63	4:40	Turnover on Downs
4th	3:04	MSU 25	10-41	3:04	End of Half

BYU

Qtr.	Time	Start	Pl-Yds	TOP	Result
1st	9:23	MSU 11	10-89	4:08	TOUCHDOWN
1st	3:42	MSU 19	3-7	1:22	Punt
1st	0:27	MSU 19	12-74	4:28	Interception
2nd	10:08	MSU 26	8-74	3:01	TOUCHDOWN
2nd	3:35	MSU 25	12-75	3:13	TOUCHDOWN
3rd	15:00	MSU 25	7-75	3:00	TOUCHDOWN
3rd	9:21	MSU 8	3-5	1:29	Punt
3rd	5:42	MSU 12	10-64	4:44	Interception
3rd	0:44	MSU 29	0-0	0:00	Fumble
4th	13:55	MSU 30	12-70	6:35	TOUCHDOWN
4th	5:47	MSU 45	3-5	2:07	Punt
4th	2:41	MSU 43	4-20	2:41	End of Half

Kentucky

Qtr.	Time	Start	Pl-Yds	TOP	Result
1st	12:26	MSU 22	12-78	4:43	TOUCHDOWN
1st	6:35	MSU 49	3-5	1:35	Punt
1st	0:53	MSU 9	11-32	5:50	Punt
2nd	7:05	MSU 43	9-44	3:51	FIELD GOAL
2nd	2:15	MSU 28	5-72	1:10	TOUCHDOWN
2nd	0:04	MSU 06	1-(-1)	0:04	End of Half
3rd	15:00	MSU 25	13-75	7:53	TOUCHDOWN
3rd	4:16	MSU 28	5-40	2:05	Turnover on Downs
3rd	1:02	MSU 38	9-38	3:42	TOUCHDOWN
4th	10:29	MSU 00	0-0	0:00	TOUCHDOWN
4th	6:31	MSU 38	6-62	2:35	TOUCHDOWN
4th	1:13	MSU 7	2-(-3)	1:13	End of Half

# OPP. DRIVE CHARTS

at Auburn

Qtr.	Time	Start	Pl-Yds	TOP	Result
1st	15:00	AU 25	7-75	3:00	TOUCHDOWN
1st	11:15	AU 39	3-(-7)	0:46	Fumble
1st	6:36	AU 23	5-77	1:41	TOUCHDOWN
1st	1:30	AU 20	6-31	2:17	Punt
2nd	13:46	MSU 47	1-47	0:08	TOUCHDOWN
2nd	12:18	MSU 33	4-0	1:50	Missed FG
2nd	8:15	AU 14	6-21	3:22	Punt
2nd	0:51	AU 26	2-7	0:51	End of Half
3rd	12:22	AU 01	7-99	3:20	TOUCHDOWN
3rd	7:39	AU 49	4-14	2:02	Punt
3rd	2:01	AU 39	2-4	0:54	Fumble
4th	14:21	AU 40	5-60	2:18	TOUCHDOWN
4th	10:42	MSU 00	0-0	0:00	TOUCHDOWN
4th	6:02	AU 13	5-87	2:58	TOUCHDOWN

BYU

Qtr.	Time	Start	Pl-Yds	TOP	Result
1st	15:00	BYU 25	9-27	5:37	Punt
1st	5:15	BYU 25	3-9	1:33	Punt
1st	2:20	BYU 15	4-24	1:53	Punt
2nd	10:59	MSU 33	2-7	0:51	Fumble
2nd	7:07	BYU 25	7-54	3:32	FIELD GOAL
2nd	0:13	BYU 24	1-(-1)	0:13	End of Half
3rd	11:54	BYU 18	7-34	2:33	Punt
3rd	7:52	BYU 35	3-6	2:10	Punt
3rd	0:58	MSU 42	1-42	0:21	TOUCHDOWN
3rd	0:37	MSU 29	4-(-2)	1:42	Interception
4th	7:12	BYU 12	3-4	1:25	Punt
4th	3:40	BYU 20	3-2	0:59	Punt

Kentucky

Qtr.	Time	Start	Pl-Yds	TOP	Result
1st	15:00	UK 25	6-18	2:34	Punt
1st	7:38	UK 19	3-(-2)	1:03	Punt
1st	5:00	UK 8	9-39	4:07	Punt
2nd	10:03	UK 22	7-78	2:50	TOUCHDOWN
2nd	3:08	UK 18	3-9	0:53	Punt
2nd	1:00	UK 25	5-24	0:56	Punt
3rd	7:01	UK 21	4-15	2:45	Punt
3rd	2:11	UK 32	3-13	1:09	Interception
4th	12:10	UK 46	7-28	1:41	Interception
4th	10:29	UK 25	9-37	3:58	Turnover on Downs
4th	3:51	UK 25	3-1	2:38	Punt

# DEFENSIVE GAME BY GAME STATISTICS

Tackles (UT-AT-TOT)	CSU	LT	LSU	at UGA	at AU	BYU	UK	A&M	UMass	Bama	at Ark	OM	TOTALS
Johnathan Abram	...	6-1-7	0-4-4	2-4-6	4-2-6	1-1-2	3-1-4						16-13-29
Fletcher Adams	1-1-2	1-1-2	1-2-3	0-1-1	...	0-1-1	0-1-1						3-7-10
Stephen Adegoke	0-1-1	2-1-3	...	...	...	...	0-1-1						2-3-5
Tre Brown	1-1-2	3-1-4	1-1-2	0-3-3	2-0-2	0-1-1	0-1-1						7-8-15
Brandon Bryant	0-1-1	1-0-1	2-3-5	1-0-1	6-5-11	1-4-5	0-2-2						11-15-26
Korey Charles	1-0-1	0-1-1	...	...	...	...	...						1-1-2
Tolando Cleveland	0-1-1	...	0-2-2	0-4-4	...	1-0-1	1-0-1						2-7-9
Cameron Dantzler	2-0-2	...	1-2-3	3-0-3	2-1-3	0-1-1	1-2-3						9-6-15
Lashard Durr	0-1-1	...	2-0-2	0-1-1	...	1-0-1	...						3-2-5
Willie Gay Jr.	1-1-2	1-0-1	...	1-3-4	0-3-3	...	...						3-7-10
J.T. Gray	2-3-5	1-2-3	1-5-6	1-5-6	2-6-8	2-6-8	2-5-7						11-32-43
Gerri Green	2-1-3	2-5-7	0-2-2	1-3-4	1-1-2	1-1-2	0-1-1						7-14-21
Dez Harris	3-3-6	4-2-6	0-6-6	1-11-12	1-1-2	3-4-7	1-8-9						13-35-48
Grant Harris	0-1-1	1-1-2	0-1-1	1-1-2	2-0-2	0-1-1	...						4-5-9
Braxton Hoyett	...	...	1-1-2	0-1-1	2-0-2	0-1-1	0-1-1						3-4-7
Kendell Jones	0-2-2	0-1-1	...	...	...	...	...						0-3-3
Kobe Jones	2-3-5	1-1-2	...	0-3-3	2-1-3	0-1-1	0-1-1						5-10-15
Traver Jung	2-1-3	0-1-1	0-1-1	...	...	0-1-1	...						2-4-6
Leo Lewis	0-1-1	1-2-3	1-7-8	0-3-3	1-2-3	1-2-3	1-2-3						5-19-24
Mark McLaurin	...	6-4-10	4-5-9	2-4-6	1-2-3	0-3-3	4-7-11						17-25-42
C.J. Morgan	1-1-2	3-0-3	...	...	...	...	...						4-1-5
Jamal Peters	1-0-1	0-1-1	0-3-3	1-2-3	2-0-2	0-1-1	1-1-2						5-8-13
Josiah Phillips	0-1-1	...	...	...	...	...	...						0-1-1
Chris Rayford	...	0-1-1	...	1-0-1	2-0-2	0-1-1	0-1-1						3-3-6
Jeffery Simmons	2-3-5	3-2-5	1-6-7	1-3-4	3-3-6	1-3-4	1-2-3						12-22-34
Maurice Smitherman	0-1-1	...	...	...	0-1-1	1-0-1	0-2-2						1-4-5
Marquiss Spencer	0-2-2	1-0-1	0-2-2	2-0-2	0-1-1	0-1-1	0-1-1						3-7-10
Montez Sweat	0-3-3	2-1-3	0-1-1	0-3-3	2-1-3	3-2-5	3-4-7						10-15-25
Cory Thomas	2-2-4	...	...	...	...	...	...						2-2-4
Erroll Thompson	0-3-3	2-1-3	...	1-5-6	...	1-2-3	4-4-8						8-15-23
Tim Washington	0-1-1	1-2-3	0-2-2	...	...	0-1-1	...						1-6-7

TFL-Yards	CSU	LT	LSU	at UGA	at AU	BYU	UK	A&M	UMass	Bama	at Ark	OM	TOTALS
Johnathan Abram	...	0.5-5	...	0.5-1	...	...	1.0-1						2.0-7
Fletcher Adams	1.5-8	...	...	...	...	...	...						1.5-8
Tre Brown	0.5-0	1.0-2	...	1.0-5	...	...	...						2.5-7
Brandon Bryant	...	...	...	...	0.5-1	...	...						0.5-1
Cameron Dantzler	1.0-8	...	...	...	...	...	...						1.0-8
Willie Gay Jr.	1.0-3	...	...	...	...	...	...						1.0-3
J.T. Gray	...	...	1.0-1	...	0.5-1	...	...						1.5-2
Gerri Green	...	2.0-12	...	...	1.0-4	1.0-1	...						4.0-17
Dez Harris	1.0-1	1.0-2	...	...	...	...	1.0-6						3.0-9
Braxton Hoyett	...	...	1.0-1	...	...	...	0.5-1						1.5-2
Kendell Jones	0.5-2	...	...	...	...	...	...						0.5-2
Kobe Jones	1.5-4	...	...	...	1.0-1	...	...						2.5-5
Traver Jung	1.0-2	...	...	...	...	...	...						1.0-2
Leo Lewis	...	0.5-6	...	...	...	...	...						0.5-6
Mark McLaurin	...	...	...	...	0.5-0	...	...						0.5-5
Chris Rayford	...	...	...	...	1.0-2	...	...						1.0-2
Jeffery Simmons	1.0-7	...	1.5-6	...	1.5-14	...	1.5-2						5.5-29
Marquiss Spencer	...	...	0.5-2	1.0-2	...	...	...						1.5-4
Montez Sweat	...	1.0-1	...	0.5-2	1.0-7	1.0-4	2.5-12						6.0-26
Erroll Thompson	...	...	...	...	...	...	0.5-1						0.5-1

Sacks-Yards	CSU	LT	LSU	at UGA	at AU	BYU	UK	A&M	UMass	Bama	at Ark	OM	TOTALS
Johnathan Abram	...	0.5-5	...	...	...	...	...						0.5-5
Gerri Green	...	2.0-12	...	...	...	...	...						2.0-12
Dez Harris	...	1.0-2	...	...	...	...	1.0-6						2.0-8
Braxton Hoyett	...	...	...	...	...	...	0.5-1						0.5-1
Leo Lewis	...	0.5-6	...	...	...	...	...						0.5-6
Jeffery Simmons	1.0-7	...	1.5-6	...	1.0-13	...	...						3.5-26
Marquiss Spencer	...	...	0.5-2	...	...	...	...						0.5-2
Montez Sweat	...	...	...	...	1.0-7	1.0-4	1.5-10						3.5-21

# GAME 1

Charleston Southern 0  
MSU 49

Sept. 2, 2017  
Davis Wade Stadium  
Starkville, Miss.  
54,215

## Mississippi State

RUSHING	Att.	Gain	Lost	Net	TD	Long	Avg.
Aeris Williams	16	83	0	83	1	15	5.2
Kylin Hill	9	64	2	62	0	19	6.9
Nick Fitzgerald	7	43	2	41	1	19	5.9
Nick Gibson	6	41	0	41	0	12	6.8
Keytaon Thompson	6	38	2	36	0	16	6.0
Alec Murphy	2	9	0	9	0	6	4.5
Dontavian Lee	2	4	0	4	1	3	2.0
Bennie Braswell	1	4	0	4	0	4	4.0
Dedrick Thomas	1	1	0	1	0	1	1.0

PASSING	Com	Att	Int	Yds	TD	Long	Sacks
Nick Fitzgerald	16	29	0	239	2	62	0
Keytaon Thompson	4	7	0	35	1	11	0

RECEIVING	No.	Yds.	TD	Long
Donald Gray	3	57	0	24
Reggie Todd	3	24	0	11
Gabe Myles	3	19	1	8
Farrod Green	2	68	0	62
Dedrick Thomas	2	34	1	24
Jordan Thomas	2	18	0	12
Keith Mixon	1	15	0	15
Jesse Jackson	1	15	0	15
Jamal Couch	1	11	1	11
Osirus Mitchell	1	9	0	9
Nick Gibson	1	4	0	4

PUNTING	No.	Yds.	Avg.	Long	I20	TB
Kody Schexnayder	1	28	28.0	28	0	0
Logan Cooke	4	177	44.2	59	2	0

FIELD GOALS	Att.	Made	Long	KICKS
Tucker Day	3	1	40	made 40; missed 32, 47

ALL RETURNS	Punts			Kickoffs			Intercepted		
	No.	Yds.	Lg.	No.	Yds.	Lg.	No.	Yds.	Lg.
Donald Gray	0	0	0	1	52	52	0	0	0
Gabe Myles	3	22	19	1	23	23	0	0	0

## Charleston Southern

RUSHING	Att.	Gain	Lost	Net	TD	Long	Avg.
Ronnie Harris	7	18	0	18	0	5	2.6
Robert Mitchell	3	15	4	11	0	8	3.7
Terrance Wilson	3	9	0	9	0	5	3.0
Adam Allen	2	8	0	8	0	5	4.0
Geoffrey Wall	1	7	0	7	0	7	7.0
Chanin Hamilton	9	16	12	4	0	6	0.4
London Johnson	4	7	4	3	0	4	0.8
Elijah Henry	1	1	0	1	0	1	1.0
Noah Shuler	3	0	1	-1	0	0	-0.3
Shane Bucenell	5	6	23	-17	0	4	-3.4
TEAM	1	0	25	-25	0	0	-25.0

PASSING	Com	Att	Int	Yds	TD	Long	Sacks
Shane Bucenell	3	8	0	15	0	4	1

RECEIVING	No.	Yds.	TD	Long
Travay Hatten	1	7	0	4
Chanin Hamilton	1	5	0	4
Geoffrey Wall	1	3	0	3

PUNTING	No.	Yds.	Avg.	Long	I20	TB
Kyle Reighard	12	537	44.8	54	2	0

FIELD GOALS	Att.	Made	Long	KICKS
none				

ALL RETURNS	Punts			Kickoffs			Intercepted		
	No.	Yds.	Lg.	No.	Yds.	Lg.	No.	Yds.	Lg.
James Allen	0	0	0	4	63	23	0	0	0

## MSU Dominant in All Phases in Opener, 49-0

MSU turned in one of the most dominant defensive performances in its history in shutting out FCS Charleston Southern, 49-0, in the season-opener. The **Todd Grantham** era opened with the Bulldogs' first shutout since 2014 as MSU held the Bucs to 0.7 yards per play, representing the fewest allowed in school history. Charleston managed only two first downs and 33 yards of total offense - the fewest allowed by MSU since 1963. The Bulldogs put up 23 points in the first quarter as **Nick Fitzgerald** capped the first drive with a 2-yard run. Fitzgerald then found **Gabe Myles** for an 8-yard score. For the first time since 2000, MSU tallied two safeties with both coming in the first half. **Fletcher Adams**, making his first career start, played a crucial role in both. The Bulldogs led 35-0 at the break when Fitzgerald hit **Dedrick Thomas** for a 10-yard score. Eleven different MSU players caught passes on the day, while MSU's rushing attack pounded out 281 yards. Fitzgerald accounted for three touchdowns before sitting most of the second half. Redshirt freshman **Kobe Jones**, playing in his first career game, finished with six tackles, 2.5 tackles for loss and one forced fumble. **Jeffery Simmons** recorded the first sack of his career, while Adams had 1.5 tackles for loss. Grantham's defense finished with 10 tackles for loss, while Charleston Southern never crossed the 50-yard line.

Charleston So.	0	0	0	0	-0
Mississippi State	23	12	7	7	-49

1st	14:02	MSU	Nick Fitzgerald 2 yd run (Tucker Day kick)
	03:35	MSU	Gabe Myles 8 yd pass from Nick Fitzgerald (Tucker Day kick)
	03:20	MSU	TEAM safety
	01:24	MSU	Aeris Williams 2 yd run (Tucker Day kick)
2nd	07:08	MSU	Tucker Day 40 yd field goal
	03:54	MSU	TEAM safety
	02:37	MSU	Dedrick Thomas 10 yd pass from Nick Fitzgerald (Day kick)
3rd	08:42	MSU	Dontavian Lee 3 yd run (Tucker Day kick)
4th	05:58	MS	Jamal Couch 11 yd pass from K. Thompson (Christmann kick)

## Team Stats

	CSU	MSU
FIRST DOWNS	2	29
Rushing	2	17
Passing	0	11
Penalty	0	1
NET YARDS RUSHING	18	281
Rushing Attempts	39	50
Average Per Rush	0.5	5.6
NET YARDS PASSING	15	274
Completions-Attempts-Int	3-8-0	20-36-0
Average Per Attempt	1.9	7.6
Average Per Completion	5.0	13.7
TOTAL OFFENSE YARDS	33	555
Total offense plays	47	86
Average Gain Per Play	0.7	6.5
Penalties: Number-Yards	4-30	7-60
PUNTS-YARDS	12-537	5-205
KICKOFFS-YARDS	3-180	8-516
Punt returns: Number-Yards-TD	0-0-0	3-22-0
Kickoff returns: Number-Yds-TD	4-63-0	2-75-0
Interceptions: Number-Yds-TD	0-0-0	0-0-0
Fumble Returns: Number-Yds-TD	0-0-0	0-0-0
Possession Time	27:35	32:25
Third-Down Conversions	2 of 14	6 of 15
Fourth-Down Conversions	0 of 0	1 of 1
Red-Zone Scores-Chances	0-0	6-7
Sacks By: Number-Yards	0-0	1-7
PAT Kicks	0-0	6-6



# GAME 2

MSU 57  
Louisiana Tech 21

Sept. 9, 2017  
Davis Wade Stadium  
Starkville, Miss.  
28,100

## Mississippi State

RUSHING	Att.	Gain	Lost	Net	TD	Long	Avg.
Nick Fitzgerald	10	111	0	111	2	44	11.1
Aeris Williams	9	108	1	107	0	59	11.9
Kylin Hill	10	62	0	62	1	10	6.2
Dontavian Lee	2	15	0	15	0	9	7.5
Nick Gibson	5	20	5	15	0	11	3.0
Keytaon Thompson	2	11	0	11	0	7	5.5
Dedrick Thomas	1	7	0	7	0	7	7.0
TEAM	1	0	1	-1	0	0	-1.0

PASSING	Com	Att	Int	Yds	TD	Long	Sacks
Nick Fitzgerald	12	18	1	124	3	28	0
Keytaon Thompson	1	2	0	8	0	8	0

RECEIVING	No.	Yds.	TD	Long
Donald Gray	4	19	1	8
Dedrick Thomas	3	20	0	9
Jordan Thomas	2	25	1	17
Aeris Williams	1	28	0	28
Gabe Myles	1	21	1	21
Jesse Jackson	1	14	0	14
Justin Johnson	1	5	0	5

PUNTING	No.	Yds.	Avg.	Long	I20	TB
Logan Cooke	3	143	47.7	55	1	0

FIELD GOALS	Att.	Made	Long	KICKS
Tucker Day	1	1	36	made 36

ALL RETURNS	Punts			Kickoffs			Intercepted		
	No.	Yds.	Lg.	No.	Yds.	Lg.	No.	Yds.	Lg.
Gabe Myles	2	-4	5	0	0	0	0	0	0
Reggie Todd	0	0	0	1	2	2	0	0	0
Keith Mixon	0	0	0	3	42	15	0	0	0
Mark McLaurin	0	0	0	0	0	0	1	32	32
Jeffery Simmons	1	24	0	0	0	0	0	0	0

## Louisiana Tech

RUSHING	Att.	Gain	Lost	Net	TD	Long	Avg.
Boston Scott	13	96	0	96	0	24	7.4
Jarred Craft	18	83	2	81	0	16	4.5
Jaqwis Dancy	7	45	0	45	0	14	6.4
Israel Tucker	3	25	0	25	0	19	8.3
Kam McKnight	1	1	0	1	1	1	1.0
J'Mar Smith	7	24	33	-9	0	11	-1.3
TEAM	1	0	87	-87	0	0	-87.0

PASSING	Com	Att	Int	Yds	TD	Long	Sacks
J'Mar Smith	10-23-1	140	0	58	4		
Westin Elliott	3-6-0	23	1	10	0		
TEAM	0-1-0	0	0	0	0		

RECEIVING	No.	Yds.	TD	Long
Marcus Gaines	3	104	0	58
Teddy Veal	3	15	0	9
Cee Jay Powell	2	14	0	10
Kam McKnight	2	13	0	7
Boston Scott	2	8	0	6
Zach Cousar	1	9	1	9

PUNTING	No.	Yds.	Avg.	Long	I20	TB
Brady Farlow	7	273	39.0	47	0	0

FIELD GOALS	Att.	Made	Long	KICKS
Jonathan Barnes	2	2	45	made 27, 45

ALL RETURNS	Punts			Kickoffs			Intercepted		
	No.	Yds.	Lg.	No.	Yds.	Lg.	No.	Yds.	Lg.
Amik Robertson	0	0	0	0	0	0	1	61	61

## MSU Scores 36 Unanswered, Beats LA Tech, 57-21

Nick Fitzgerald accounted for five touchdowns as MSU rallied from a 9-0 deficit with 36 unanswered points to run past Louisiana Tech, 57-21, on a Saturday night in Ruston. Tech took advantage of a Fitzgerald interception and went up 9-0 with 6:46 to go in the first quarter. That is until defensive tackle Jeffery Simmons made his presence known with the first of two touchdowns on the night. Simmons skied into the air to block a punt and then recovered his own blocked punt in the endzone. Fitzgerald then found a groove, hitting **Jordan Thomas** and **Donald Gray** for touchdown passes on consecutive drives. Fitzgerald got into the scoring act himself with two spectacular touchdown runs to put MSU up 43-14 with 14:27 remaining in the third quarter. Simmons did it again, scooping up a **Gerri Green** forced fumble and returning it 90 yards for a touchdown on the ensuing drive. It was the longest fumble recovery score for the Bulldogs since 2000. Simmons finished with five tackles and became the first MSU defensive players with multiple scores in a game since Johnthan Banks had two against Florida in 2009. Green tallied two forced fumbles and two sacks, while **Mark McLaurin** was the Bulldogs' leading tackler with 10.

## Scoring

Mississippi State	16	20	21	0	- 57
Louisiana Tech	9	5	0	7	- 21

1st	13:21	LT	Jonathan Barnes 27 yd field goal
	06:46	LT	Kam McKnight 1 yd run (Jonathan Barnes kick blockd)
	05:05	MSU	Tucker Day 36 yd field goal
	01:06	MSU	Jeffery Simmons 0 yd blocked punt return (Tucker Day kick)
	00:10	MSU	Jordan Thomas 17 yd pass from N. Fitzgerald (Day kick blockd)
2nd	11:27	MSU	Donald Gray 6 yd pass from Nick Fitzgerald (Tucker Day kick)
	07:12	MSU	Nick Fitzgerald 30 yd run (Tucker Day kick)
	00:41	MSU	Gabe Myles 21 yd pass from Nick Fitzgerald (Day kick blockd)
	00:41	LT	Amik Robertson PAT return
	00:00	LT	Jonathan Barnes 45 yd field goal
3rd	14:27	MSU	Nick Fitzgerald 44 yd run (Jace Christmann kick)
	09:48	MSU	Jeffery Simmons 90 yd fumble recovery (Jace Christmann kick)
	03:24	MSU	Kylin Hill 2 yd run (Jace Christmann kick)
4th	00:15	LT	Zach Cousar 9 yd pass from Westin Elliott (Barnes kick)

## Team Stats

	MSU	LT
FIRST DOWNS	21	20
Rushing	15	12
Passing	6	5
Penalty	0	3
NET YARDS RUSHING	327	152
Rushing Attempts	40	50
Average Per Rush	8.2	3.0
NET YARDS PASSING	132	163
Completions-Attempts-Int	13-20-1	13-30-1
Average Per Attempt	6.6	5.4
Average Per Completion	10.2	12.5
TOTAL OFFENSE YARDS	459	315
Total offense plays	60	80
Average Gain Per Play	7.7	3.9
Fumbles: Number-Lost	0-0	3-2
Penalties: Number-Yards	6-70	6-60
PUNTS-YARDS	3-143	8-273
KICKOFFS-YARDS	10-650	4-216
Punt returns: Number-Yards-TD	3-20-1	0-0-0
Kickoff returns: Number-Yds-TD	4-44-0	0-0-0
Interceptions: Number-Yds-TD	1-32-0	1-61-0
Fumble Returns: Number-Yds-TD	1-90-1	0-0-0
Possession Time	23:52	36:08
Third-Down Conversions	5 of 10	4 of 15
Fourth-Down Conversions	0 of 1	1 of 2
Red-Zone Scores-Chances	4-5	3-5
Sacks By: Number-Yards	4-25	0-0

# GAME 3

#12/11 LSU  
MSU

7  
37

Sept. 16, 2017  
Davis Wade Stadium  
Starkville, Miss.  
60,596

## Mississippi State

RUSHING	Att.	Gain	Lost	Net	TD	Long	Avg.
Aeris Williams	23	147	1	146	0	28	6.3
Nick Fitzgerald	14	90	2	88	2	24	6.3
Nick Gibson	3	23	0	23	0	14	7.7
Keytaon Thompson	1	12	0	12	0	12	12.0
Kylin Hill	2	11	0	11	0	11	5.5
Dontavian Lee	3	9	2	7	0	5	2.3
Team	2	0	2	-2	0	0	-1.0

PASSING	Com	Att.	Int.	Yds.	TD	Long	Sacks
Nick Fitzgerald	15	23	0	180	2	45	1

RECEIVING	No.	Yds.	TD	Long
Keith Mixon	6	97	1	45
Donald Gray	3	19	0	11
Jordan Thomas	2	13	0	7
Farrod Green	1	22	0	22
Dedrick Thomas	1	20	1	20
Jesse Jackson	1	8	0	8
Aeris Williams	1	1	0	1

PUNTING	No.	Yds.	Avg.	Long	I20	TB
Logan Cooke	3	138	46.0	50	2	0

FIELD GOALS	Att.	Made	Long	KICKS
Jace Christmann	3	3	45	made 30, 45, 27

ALL RETURNS	Punts			Kickoffs			Intercepted		
	No.	Yds.	Lg.	No.	Yds.	Lg.	No.	Yds.	Lg.
Donald Gray	2	49	35	0	0	0	0	0	0

## LSU

RUSHING	Att.	Gain	Lost	Net	TD	Long	Avg.
Derrius Guice	15	77	1	76	0	25	5.1
Darrel Williams	5	29	0	29	1	10	5.8
Derrick Dillon	2	13	1	12	0	13	6.0
Danny Etling	4	18	8	10	0	11	2.5
Russell Gage	2	5	0	5	0	5	2.5
C. Edwards-Helaire	1	1	0	1	0	1	1.0

PASSING	Com	Att.	Int.	Yds.	TD	Long	Sacks
Danny Etling	13	29	0	137	0	19	2

RECEIVING	No.	Yds.	TD	Long
DJ Chark	3	23	0	12
Darrel Williams	2	37	0	19
Derrick Dillon	2	21	0	11
J.D. Moore	2	20	0	14
Foster Moreau	2	17	0	15
Russell Gage	1	16	0	16
Derrius Guice	1	3	0	3

PUNTING	No.	Yds.	Avg.	Long	I20	TB
Josh Growden	7	286	40.9	53	1	0

FIELD GOALS	Att.	Made	Long	KICKS
none				

	Punts			Kickoffs			Intercepted		
ALL RETURNS	No.	Yds.	Lg.	No.	Yds.	Lg.	No.	Yds.	Lg.
C. Edwards-Helaire	0	0	0	2	40	21	0	0	0

## MSU Crushes No. 11 LSU in Most Dominant Win in Series History, 37-7

MSU handed No. 11 LSU its worst loss in the 111-year series history by a score of 37-7 in front of a raucous 60,596 on a Saturday night in Davis Wade Stadium. The win was the Bulldogs' first over the Tigers in Starkville since 1999 and it was MSU's largest margin of victory over a ranked opponent since 1942. **Nick Fitzgerald** accounted for four touchdowns, and **Aeris Williams** rushed for 146 yards - his second straight 100-yard game. The Bulldogs pounded out 285 yards on the ground, the most allowed by LSU under defensive coordinator Dave Aranda. MSU scored on seven consecutive drives. Fitzgerald had two first-half rushing scores, including a pivotal 3-yard dive with 0:07 remaining in the second quarter that put the Bulldogs up double digits and capped a 10-play, 54-yard drive. MSU outscored LSU 20-0 in the second half. **Todd Grantham's** defense held the Tigers to 3-of-13 on third down. LSU punted on three consecutive drives and turned it over on downs twice in the second half. **Jeffery Simmons** set the tone up front with a career-best seven tackle, 1.5 sacks and two quarter-back hurries. **Mark McLaurin** collected a team-high nine tackles. Walk-on **Jace Christmann** also converted the first field goals of his career.

## Scoring

LSU	0	7	0	0	-7
Mississippi State	0	17	13	7	-37

2nd	13:38	MSU	Nick Fitzgerald 3 yd run (Jace Christmann kick)
	09:44	LSU	Darrel Williams 10 yd run (Jack Gonsoulin kick)
	05:04	MSU	Jace Christmann 30 yd field goal
	00:07	MSU	Nick Fitzgerald 3 yd run (Jace Christmann kick)
3rd	10:53	MSU	Jace Christmann 45 yd field goal
	05:10	MSU	Keith Mixon 45 yd pass from Nick Fitzgerald (Christmann kick)
	01:55	MSU	Jace Christmann 27 yd field goal
4th	13:01	MSU	Dedrick Thomas 20 yd pass from Fitzgerald (Christmann kick)

## Team Stats

	LSU	MSU
FIRST DOWNS	13	25
Rushing	5	12
Passing	6	9
Penalty	2	4
NET YARDS RUSHING	133	285
Rushing Attempts	29	48
Average Per Rush	4.6	5.9
NET YARDS PASSING	137	180
Completions-Attempts-Int	13-29-0	15-23-0
Average Per Attempt	4.7	7.8
Average Per Completion	10.5	12.0
TOTAL OFFENSE YARDS	270	465
Total offense plays	58	71
Average Gain Per Play	4.7	6.5
Fumbles: Number-Lost	1-0	0-0
Penalties: Number-Yards	9-112	5-49
PUNTS-YARDS	7-286	3-138
KICKOFFS-YARDS	2-130	8-515
Punt returns: Number-Yards-TD	0-0-0	2-49-0
Kickoff returns: Number-Yds-TD	2-40-0	0-0-0
Interceptions: Number-Yds-TD	0-0-0	0-0-0
Fumble Returns: Number-Yds-TD	0-0-0	0-0-0
Possession Time	24:05	35:55
Third-Down Conversions	3 of 13	7 of 13
Fourth-Down Conversions	0 of 2	0 of 0
Red-Zone Scores-Chances	1-1	5-6
Sacks By: Number-Yards	1-2	2-8
PAT Kicks	1-1	4-4
Field Goals	0-0	3-3
Points off turnovers	0	0

# GAME 4

#17/19 MSU 3  
#11/12 Georgia 31

Sept. 23, 2017  
Sanford Stadium  
Athens, Ga.  
92,746

## Mississippi State

RUSHING	Att.	Gain	Lost	Net	TD	Long	Avg.
Nick Gibson	5	53	1	52	0	39	10.4
Nick Fitzgerald	10	47	0	47	0	14	4.7
Aeris Williams	11	24	0	24	0	5	2.2
Kylin Hill	7	22	1	21	0	9	3.0
Keytaon Thompson	2	15	0	15	0	13	7.5
Keith Mixon	1	11	0	11	0	11	11.0
Dontavian Lee	1	7	0	7	0	7	7.0

PASSING	Com	Att	Int	Yds	TD	Long	Sacks
Fitzgerald, Nick	14	29	2	83	0	21	0
Keytaon Thompson	1	4	0	20	0	20	0

RECEIVING	No.	Yds.	TD	Long
Aeris Williams	5	12	0	9
Keith Mixon	3	12	0	5
Dedrick Thomas	2	41	0	21
Jesse Jackson	2	15	0	12
Donald Gray	2	13	0	7
Kylin Hill	1	10	0	10

PUNTING	No.	Yds.	Avg.	Long	I20	TB
Logan Cooke	7	315	45.0	67	4	1

FIELD GOALS	Att.	Made	Long	KICKS
Jace Christmann	1	1	26	made 26

ALL RETURNS	Punts			Kickoffs			Intercepted		
	No.	Yds.	Lg.	No.	Yds.	Lg.	No.	Yds.	Lg.
none									

## Georgia

RUSHING	Att.	Gain	Lost	Net	TD	Long	Avg.
Nick Chubb	15	83	2	81	2	28	5.4
D'Andre Swift	10	72	3	69	0	20	6.9
Sony Michel	7	32	0	32	0	8	4.6
Brian Herrien	9	26	5	21	0	7	2.3
Jake Fromm	1	0	0	0	0	0	0.0

PASSING	Com	Att.	Int.	Yds.	TD	Long	Sacks
Jake Fromm	9	12	0	201	2	59	0

RECEIVING	No.	Yds.	TD	Long
Terry Godwin	2	80	1	59
Javon Wims	2	43	0	27
Isaac Nauta	1	41	1	41
Mecole Hardman	1	18	0	18
Jackson Harris	1	8	0	8
D'Andre Swift	1	8	0	8
Sony Michel	1	3	0	3

PUNTING	No.	Yds.	Avg.	Long	I20	TB
Cameron Nizialek	4	182	45.5	54	1	0

FIELD GOALS	Att.	Made	Long	KICKS
Rodrigo Blankenship	1	1	49	made 49

ALL RETURNS	Punts			Kickoffs			Intercepted		
	No.	Yds.	Lg.	No.	Yds.	Lg.	No.	Yds.	Lg.
Mecole Hardman	1	-3	0	1	25	25	0	0	0
D. Sanders	0	0	0	0	0	0	1	15	15
Deandre Baker	0	0	0	0	0	0	1	22	22

## No. 11 Georgia Takes Control Early, Beats MSU, 31-3

No. 11 Georgia scored on a 59-yard flea-flicker on its first play from scrimmage and never looked back as No. 17 MSU lost its first game of the season by a score of 31-3 on a Saturday night in Sanford Stadium. The Bulldogs did not manage a touchdown and got on the board prior to the half with **Jace Christmann's** 26-yard field goal to cap a 12-play, 51-yard drive. **Nick Fitzgerald** failed to reach the endzone for the first time in six games. Georgia scored touchdowns on its first two offensive possessions. They outscored State 17-0 in the third quarter and went 75 yards on their first possession of the second half. MSU was held to 4.0 yards per play and only 103 yards through the air. Nick Gibson rushed for a career-best 52 yards, including a long of 39. Dez Harris recorded a game-high and career-high 12 tackles to go along with one forced fumble. Johnathan Abram, a Georgia transfer, added six tackles and 0.5 tackles for loss. State remained winless in Athens since its last win in 1956.

## Scoring

Mississippi State	0	3	0	0	- 3
Georgia	14	0	17	0	- 31

1st	12:37	UGA	Terry Godwin 59 yd pass from J. Fromm (R. Blankenship kick)
	06:16	UGA	Nick Chubb 7 yd run (R. Blankenship kick)
2nd	01:14	MSU	Jace Christmann 26 yd field goal
3rd	12:24	UGA	Nick Chubb 28 yd run (R. Blankenship kick)
	05:48	UGA	Isaac Nauta 41 yd pass from Jake Fromm (R. Blankenship kick)
	00:52	UGA	R. Blankenship 49 yd field goal

## Team Stats

	MSU	UGA
FIRST DOWNS	15	15
Rushing	10	7
Passing	5	7
Penalty	0	1
NET YARDS RUSHING	177	203
Rushing Attempts	37	42
Average Per Rush	4.8	4.8
NET YARDS PASSING	103	201
Completions-Attempts-Int	15-33-2	9-12-0
Average Per Attempt	3.1	16.8
Average Per Completion	6.9	22.3
TOTAL OFFENSE YARDS	280	404
Total offense plays	70	54
Average Gain Per Play	4.0	7.5
Fumbles: Number-Lost	0-0	1-1
Penalties: Number-Yards	4-35	4-35
PUNTS-YARDS	7-315	4-182
KICKOFFS-YARDS	2-130	6-390
Punt returns: Number-Yards-TD	0-0-0	1-(-3)-0
Kickoff returns: Number-Yds-TD	0-0-0	1-25-0
Interceptions: Number-Yds-TD	0-0-0	2-37-0
Fumble Returns: Number-Yds-TD	0-0-0	0-0-0
Possession Time	28:41	31:19
Third-Down Conversions	6 of 16	5 of 11
Fourth-Down Conversions	1 of 2	0 of 1
Red-Zone Scores-Chances	1-3	1-1
Sacks By: Number-Yards	0-0	0-0
PAT Kicks	0-0	4-4
Field Goals	1-1	1-1
Points off turnovers	0	10

# GAME 5

#24/24 MSU 10  
#13/15 Auburn 49

Sept. 30, 2017  
Jordan-Hare Stadium  
Auburn, Ala.  
86,901

## Mississippi State

RUSHING	Att.	Gain	Lost	Net	TD	Long	Avg.
Nick Fitzgerald	13	63	7	56	0	16	4.3
Aeris Williams	15	53	4	49	0	8	3.3
Kylin Hill	8	34	0	34	0	10	4.2
Keytaon Thompson	4	33	5	28	0	15	7.0
Nick Gibson	5	23	1	22	0	9	4.4
Logan Cooke	1	3	0	3	0	3	3.0
Keith Mixon	1	2	0	2	0	2	2.0

PASSING	Com	Att	Int	Yds	TD	Long	Sacks
Nick Fitzgerald	13	33	2	157	1	45	1
Keytaon Thompson	0	4	0	0	0	0	1

RECEIVING	No.	Yds.	TD	Long
Justin Johnson	3	9	1	5
Jamal Couch	2	60	0	32
Jesse Jackson	2	17	0	11
Reggie Todd	2	12	0	11
Keith Mixon	1	45	0	45
Donald Gray	1	6	0	6
Jordan Thomas	1	5	0	5
Aeris Williams	1	3	0	3

PUNTING	No.	Yds.	Avg.	Long	I20	TB
Logan Cooke	5	223	44.6	59	2	1

FIELD GOALS	Att.	Made	Long	KICKS
Jace Christmann	1	1	40	made 40

ALL RETURNS	Punts			Kickoffs			Intercepted		
	No.	Yds.	Lg.	No.	Yds.	Lg.	No.	Yds.	Lg.
Keith Mixon	0	0	0	1	22	22	0	0	0
Donald Gray	1	5	5	0	0	0	0	0	0

## Auburn

RUSHING	Att.	Gain	Lost	Net	TD	Long	Avg.
Kerryon Johnson	23	122	6	116	3	59	5.0
Malik Willis	1	67	0	67	1	67	67.0
Eli Stove	1	30	0	30	0	30	30.0
Devan Barrett	2	20	0	20	0	13	10.0
Malik Miller	3	17	0	17	0	9	5.7
Kamryn Pettway	5	6	0	6	0	2	1.2
Jarrett Stidham	4	10	22	-12	0	10	-3.0

PASSING	Com	Att.	Int.	Yds.	TD	Long	Sacks
Jarrett Stidham	13	16	0	264	2	57	2
Malik Willis	1	1	0	3	0	3	0

RECEIVING	No.	Yds.	TD	Long
Ryan Davis	6	32	1	11
Eli Stove	2	75	0	57
Kyle Davis	1	52	0	52
Darius Slayton	1	49	0	49
Will Hastings	1	47	1	47
Chandler Cox	1	6	0	6
Kerryon Johnson	1	3	0	3
N. Igbinoghene	1	3	0	3

PUNTING	No.	Yds.	Avg.	Long	I20	TB
Aidan Marshall	3	109	36.3	47	2	0

FIELD GOALS	Att.	Made	Long	KICKS
Daniel Carlson	1	0	n/a	missed 51

ALL RETURNS	Punts			Kickoffs			Intercepted		
	No.	Yds.	Lg.	No.	Yds.	Lg.	No.	Yds.	Lg.
N. Igbinoghene	0	0	0	2	49	26	0	0	0
Stephen Roberts	2	16	11	0	0	0	0	0	0
Tray Matthews	0	0	0	0	0	0	1	0	0
Javaris Davis	0	0	0	0	0	0	1	37	37

## No. 13 Auburn Hands No. 24 MSU Second Straight Loss, 49-10

No. 13 Auburn used a 21-point first half and pitched a shutout in the second half to deal No. 24 Mississippi State its second straight loss by a score of 49-10 on Saturday night in Jordan-Hare Stadium. The Tigers took a 7-0 lead three minutes into the game and MSU looked to have tied the contest when **Jeffery Simmons** forced a fumble that was recovered by **Montez Sweat**, who returned it to the endzone. However, a whistle blew the play dead before the return. The Bulldogs managed to get the football back after the review, and **Jace Christmann** drilled a 40-yard field goal to put MSU on the board. **Nick Fitzgerald** engineered an 8-play, 77-yard drive before the half when he found **Justin Johnson** for a 5-yard touchdown to keep the Bulldogs within striking distance at 21-10. The back breaker came when the Tigers went 99 yards on their first possession of the second half after MSU had to punt on its first possession. **Brandon Bryant** was the Bulldogs' leading tackler with a career-best 11. Simmons had 1.5 tackles for loss and a sack. Sweat finished with three tackles and one sack.

## Scoring

Mississippi State	3	7	0	0	- 10
Auburn	14	7	7	21	- 49

1st	12:00	AU	Kerryon Johnson 1 yd run (Daniel Carlson kick)
	06:41	MSU	Jace Christmann 40 yd field goal
	04:55	AU	Ryan Davis 7 yd pass from Jarrett Stidham (Carlson kick)
2nd	13:38	AU	Will Hastings 47 yd pass from Jarrett Stidham (Carlson kick)
	00:59	MSU	Justin Johnson 5 yd pass from N. Fitzgerald (J. Christmann kick)
3rd	09:02	AU	Kerryon Johnson 2 yd run (Daniel Carlson kick)
4th	12:03	AU	Kerryon Johnson 1 yd run (Daniel Carlson kick)
	10:42	AU	Javaris Davis 37 yd interception return (Daniel Carlson kick)
	03:04	AU	Malik Willis 67 yd run (Daniel Carlson kick)

## Team Stats

	MSU	AU
FIRST DOWNS	18	14
Rushing	12	8
Passing	5	5
Penalty	1	1
NET YARDS RUSHING	194	244
Rushing Attempts	47	39
Average Per Rush	4.1	6.3
NET YARDS PASSING	157	267
Completions-Attempts-Int	13-37-2	14-17-0
Average Per Attempt	4.2	15.7
Average Per Completion	12.1	19.1
TOTAL OFFENSE YARDS	351	511
Total offense plays	84	56
Average Gain Per Play	4.2	9.1
Fumbles: Number-Lost	1-0	2-2
Penalties: Number-Yards	10-39	1-15
PUNTS-YARDS	5-223	3-109
KICKOFFS-YARDS	3-195	8-519
Punt returns: Number-Yards-TD	1-5-0	2-16-0
Kickoff returns: Number-Yds-TD	1-22-0	2-49-0
Interceptions: Number-Yds-TD	0-0-0	2-37-1
Fumble Returns: Number-Yds-TD	0-0-0	0-0-0
Possession Time	34:20	25:40
Third-Down Conversions	7 of 21	6 of 12
Fourth-Down Conversions	2 of 6	1 of 1
Red-Zone Scores-Chances	2-3	4-4
Sacks By: Number-Yards	2-20	2-12
PAT Kicks	1-1	7-7
Field Goals	1-1	0-1
Points off turnovers	3	7



# GAME 6

BYU  
MSU

10  
35

Oct. 14, 2017  
Davis Wade Stadium  
Starkville, Miss.  
54,866

## Mississippi State

RUSHING	Att.	Gain	Lost	Net	TD	Long	Avg.
Aeris Williams	23	114	0	114	1	19	5.0
Nick Fitzgerald	15	103	0	103	2	15	6.9
Kylin Hill	7	44	0	44	0	12	6.3
Nick Gibson	3	23	0	23	0	11	7.7
Dontavian Lee	3	12	0	12	0	5	4.0
Keytaon Thompson	2	10	0	10	0	8	5.0

PASSING	Com	Att.	Int.	Yds.	TD	Long	Sacks
Nick Fitzgerald	19	30	2	241	2	32	0
Keytaon Thompson	1	1	0	-1	0	0	0

RECEIVING	No.	Yds.	TD	Long
Keith Mixon	5	69	0	20
Donald Gray	4	41	1	13
Aeris Williams	3	33	0	17
Jamal Couch	2	43	1	32
Dedrick Thomas	2	22	0	18
Jesse Jackson	2	6	0	7
Gabe Myles	1	20	0	20
Jordan Thomas	1	6	0	6

PUNTING	No.	Yds.	Avg.	Long	I20	TB
Logan Cooke	3	159	53.0	57	1	1

FIELD GOALS	Att.	Made	Long	KICKS
none				

ALL RETURNS	Punts			Kickoffs			Intercepted		
	No.	Yds.	Lg.	No.	Yds.	Lg.	No.	Yds.	Lg.
Keith Mixon	0	0	0	1	25	25	0	0	0
Donald Gray	1	-8	0	0	0	0	0	0	0
Brandon Bryant	0	0	0	0	0	0	1	30	30

## BYU

RUSHING	Att.	Gain	Lost	Net	TD	Long	Avg.
Brayden El-Bakri	5	20	0	20	0	7	4.0
Ula Tolutau	8	15	0	15	0	5	1.9
Austin Kafentzis	2	0	1	-1	0	0	-0.5
Team	1	0	1	-1	0	0	-1.0
Tanner Mangum	1	0	4	-4	0	0	-4.0

PASSING	Com	Att.	Int.	Yds.	TD	Long	Sacks
Tanner Mangum	16	26	1	145	1	43	1
Joe Critchlow	1	3	0	2	0	2	0

RECEIVING	No.	Yds.	TD	Long
Aleva Hifo	5	77	1	43
Jonah Trinnaman	2	17	0	15
Ula Tolutau	2	11	0	9
Neil Pau'u	2	5	0	4
Micah Simon	1	11	0	11
Trey Dye	1	9	0	9
Matt Bushman	1	6	0	6
Brayden El-Bakri	1	5	0	5
Beau Tanner	1	3	0	3
Riley Burt	1	3	0	3

PUNTING	No.	Yds.	Avg.	Long	I20	TB
Corey Edwards	1	39	39.0	39	0	0
Jonny Linehan	6	240	40.0	47	4	0

FIELD GOALS	Att.	Made	Long	KICKS
Rhett Almond	1	1	38	made 38

ALL RETURNS	Punts			Kickoffs			Intercepted		
	No.	Yds.	Lg.	No.	Yds.	Lg.	No.	Yds.	Lg.
Jonah Trinnaman	0	0	0	1	12	12	0	0	0
Dayan Ghanwoloku	0	0	0	0	0	0	2	105	67
Michael Shelton	2	-2	0	1	18	18	0	0	0
Kyle Griffiths	0	0	0	1	11	11	0	0	0

## MSU Gets Back to Winning Ways Against BYU, 35-10

The tandem of **Nick Fitzgerald** and **Aeris Williams** proved to be too much for BYU as Mississippi State returned to the win column with a 35-10 win on Saturday in Davis Wade Stadium in what was the first meeting between the two teams in Starkville since 2001. Fitzgerald and Williams went over 100 yards rushing in the same game for the fourth time in their careers. Fitzgerald finished with 344 yards of total offense and four touchdowns. The Bulldogs went on a season-long 89-yard drive to start the scoring that culminated with a 15-yard Fitzgerald TD run over a defender. After Fitzgerald threw an interception that was returned 67 yards to the MSU 33-yard line early in the second quarter, **Jeffery Simmons** came up with a crucial forced fumble that was recovered by **Marquiss Spencer**. State responded with a 74-yard drive, and Fitzgerald connected with **Donald Gray** for a 9-yard touchdown. Fitzgerald added another score before the half to put the Bulldogs up 21-3. **Jamal Couch** got into the scoring act on a throw into the corner of the endzone from Fitzgerald with 12:00 to play in the third quarter. The Bulldogs racked up 35 first downs, representing the most in the **Dan Mullen** era. Meanwhile, Mullen moved into a tie for second place in school victories with his 65th. **J.T. Gray** led all tacklers with eight, while **Brandon Bryant** recorded his first interception of the season.

## Scoring

BYU	0	3	7	0	-10
Mississippi State	7	14	7	7	-35

1st	05:15	MSU	Nick Fitzgerald 15 yd run (Jace Christmann kick)
2nd	07:07	MSU	Donald Gray 9 yd pass from Nick Fitzgerald (Christmann kick)
	03:35	BYU	Rhett Almond 38 yd field goal
	00:22	MSU	Nick Fitzgerald 14 yd run (Christmann kick)
3rd	12:00	MSU	Jamal Couch 32 yd pass from Nick Fitzgerald (Christmann kick)
	00:44	BYU	Aleva Hifo 27 yd pass from Tanner Mangum (Almond kick)
4th	07:20	MSU	Aeris Williams 5 yd run (Christmann kick)

## Team Stats

	BYU	MSU
FIRST DOWNS	8	35
Rushing	2	19
Passing	4	14
Penalty	2	2
NET YARDS RUSHING	29	306
Rushing Attempts	17	53
Average Per Rush	1.7	5.8
NET YARDS PASSING	147	240
Completions-Attempts-Int	17-29-1	20-31-2
Average Per Attempt	5.1	7.7
Average Per Completion	8.6	12.0
Passing Touchdowns	1	2
TOTAL OFFENSE YARDS	176	546
Total offense plays	46	84
Average Gain Per Play	3.8	6.5
Fumbles: Number-Lost	1-1	1-1
Penalties: Number-Yards	2-22	6-60
PUNTS-YARDS	7-279	3-159
KICKOFFS-YARDS	3-191	6-377
Punt returns: Number-Yards-TD	2-(-2)-0	1-(-8)-0
Kickoff returns: Number-Yds-TD	3-41-0	1-25-0
Interceptions: Number-Yds-TD	2-105-0	1-30-0
Fumble Returns: Number-Yds-TD	0-0-0	0-0-0
Possession Time	23:12	36:48
Third-Down Conversions	4 of 13	8 of 13
Fourth-Down Conversions	0 of 1	1 of 1
Red-Zone Scores-Chances	0-0	4-5
Sacks By: Number-Yards	0-0	1-4
PAT Kicks	1-1	5-5
Field Goals	1-1	0-0
Points off turnovers	7	14

# GAME 7

Kentucky	7	Oct. 21, 2017
MSU	45	Davis Wade Stadium
		Starkville, Miss.
		58,963

## Mississippi State

RUSHING	Att.	Gain	Lost	Net	TD	Long	Avg.
Nick Fitzgerald	12	115	0	115	2	40	9.6
Aeris Williams	20	72	1	71	0	8	3.5
Keytaon Thompson	4	65	0	65	2	40	16.2
Kylin Hill	2	16	0	16	0	12	8.0
Dontavian Lee	3	10	0	10	0	5	3.3
Nick Gibson	4	11	2	9	0	6	2.2
Team	3	0	4	-4	0	0	-1.3

PASSING	Com	Att.	Int.	Yds.	TD	Long	Sacks
Nick Fitzgerald	18	26	0	155	1	21	0
Keytaon Thompson	1	1	0	4	0	4	0

RECEIVING	No.	Yds.	TD	Long
Donald Gray	6	51	0	21
Gabe Myles	4	30	0	17
Jordan Thomas	3	28	1	10
Jesse Jackson	3	24	0	17
Jamal Couch	1	12	0	12
Dedrick Thomas	1	10	0	10
Osirus Mitchell	1	4	0	4

PUNTING	No.	Yds.	Avg.	Long	I20	TB
Logan Cooke	2	75	37.5	38	1	0

FIELD GOALS	Att.	Made	Long	KICKS
Jace Christmann	1	1	31	made 31

ALL RETURNS	Punts			Kickoffs			Intercepted		
	No.	Yds.	Lg.	No.	Yds.	Lg.	No.	Yds.	Lg.
Donald Gray	1	10	10	1	33	33	0	0	0
Gerri Green	0	0	0	0	0	0	1	84	84
Braxton Hoyett	0	0	0	0	0	0	1	2	2

## Kentucky

RUSHING	Att.	Gain	Lost	Net	TD	Long	Avg.
Stephen Johnson	6	65	11	54	0	23	9.0
Asim Rose	9	30	4	26	0	9	2.9
Sihiem King	5	24	0	24	0	8	4.8
Benny Snell	7	18	0	18	0	5	2.6
Lynn Bowden Jr.	1	0	1	-1	0	0	-1.0
Drew Barker	1	0	6	-6	0	0	-6.0
Blake Bone	0	0	0	0	1	0	0.0

PASSING	Com	Att	Int	Yds	TD	Long	Sacks
Stephen Johnson	13	28	2	117	0	17	2
Drew Barker	1	2	0	28	0	28	1

RECEIVING	No.	Yds.	TD	Long
Garrett Johnson	5	36	0	12
Lynn Bowden Jr.	3	38	0	28
Blake Bone	2	17	0	9
T. Richardson	1	17	0	17
Charles Walker	1	17	0	17
Benny Snell	1	14	0	14
Josh Ali	1	6	0	6

PUNTING	No.	Yds.	Avg.	Long	I20	TB
Matt Panton	7	316	45.1	67	3	0

FIELD GOALS	Att.	Made	Long	KICKS
none				

ALL RETURNS	Punts			Kickoffs			Intercepted		
	No.	Yds.	Lg.	No.	Yds.	Lg.	No.	Yds.	Lg.
Lynn Bowden Jr.	0	0	0	5	112	33	0	0	0
Zach Johnson	0	0	0	1	15	15	0	0	0

## MSU Blows Out Kentucky on Homecoming, 45-7

MSU, playing its first SEC opponent on Homecoming since 1999, avenged its loss to Kentucky a year ago by a score of 45-7 on Saturday in Davis Wade Stadium. **Nick Fitzgerald** had perhaps his most efficient game, completing a career-best 69.2 percent of his passes (18-of-26) and accounting for three touchdowns. He rushed for 115 yards and two scores against a Wildcat run defense that came in ranked 10th nationally allowing only 97.2 yards per game on the ground. Fitzgerald put the Bulldogs up for good when he turned a broken play into a 40-yard touchdown run right before the half. MSU took its first possession of the second half and ate up a season-long 7:53 on the clock before Fitzgerald found **Jordan Thomas** on a 10-yard quick slant touchdown with 7:07 to go in the third quarter. With MSU leading 24-7, backup QB **Keytaon Thompson** got into the scoring act for the first time in his career with rushing touchdowns of 9 and 40 yards in the fourth quarter. **Gerri Green** provided the highlight of the game when he intercepted UK QB Stephen Johnson and returned it 84 yards through traffic for a touchdown. Johnson was pressured all day as MSU racked up three sacks, including 1.5 from **Montez Sweat**. Sweat had a career-best seven tackles and 2.5 tackles for loss. **Mark McLaurin** led all tacklers with 11 and had a forced fumble.

## Scoring

Kentucky	0	7	0	0	-7
Mississippi State	7	10	7	21	-45

1st	07:43	MSU	Nick Fitzgerald 3 yd run (Jace Christmann kick)
2nd	07:13	UK	Blake Bone 0 yd fumble recovery (A. MacGinnis kick)
	03:14	MSU	Jace Christmann 31 yd field goal
	01:05	MSU	Nick Fitzgerald 40 yd run (Jace Christmann kick)
3rd	07:07	MSU	Jordan Thomas 10 yd pass from N.Fitzgerald (Christmann kick)
4th	12:20	MSU	Keytaon Thompson 9 yd run (Jace Christmann kick)
	10:29	MSU	Gerri Green 84 yd interception return (Jace Christmann kick)
	03:56	MSU	Keytaon Thompson 40 yd run (Jace Christmann kick)

## Team Stats

	UK	MSU
FIRST DOWNS	14	25
Rushing	5	16
Passing	8	7
Penalty	1	2
NET YARDS RUSHING	115	282
Rushing Attempts	29	48
Average Per Rush	4.0	5.9
Rushing Touchdowns	1	4
Yards Gained Rushing	137	289
Yards Lost Rushing	22	7
NET YARDS PASSING	145	159
Completions-Attempts-Int	14-30-2	19-27-0
Average Per Attempt	4.8	5.9
Average Per Completion	10.4	8.4
TOTAL OFFENSE YARDS	260	441
Total offense plays	59	75
Average Gain Per Play	4.4	5.9
Fumbles: Number-Lost	1-0	0-0
Penalties: Number-Yards	4-41	5-55
PUNTS-YARDS	7-316	2-75
KICKOFFS-YARDS	2-120	8-508
Punt returns: Number-Yards-TD	0-0-0	1-10-0
Kickoff returns: Number-Yds-TD	6-127-0	1-33-0
Interceptions: Number-Yds-TD	0-0-0	2-86-1
Fumble Returns: Number-Yds-TD	0-0-0	0-0-0
Possession Time	25:11	34:49
Third-Down Conversions	6 of 14	12 of 18
Fourth-Down Conversions	0 of 1	2 of 3
Red-Zone Scores-Chances	0-0	4-4
Sacks By: Number-Yards	0-0	3-17
PAT Kicks	1-1	6-6
Field Goals	0-0	1-1
Points off turnovers	0	14

# Mississippi State Football

## Mississippi State Combined Team Statistics (as of Oct 21, 2017)

### All games

Date	Opponent		Score	Att.
Sep 02, 2017	CHARLESTON SOUTHERN	W	49-0	54215
Sep 09, 2017	at LATECH	W	57-21	28100
* Sep 16, 2017	#11 LSU	W	37-7	60596
* Sep 23, 2017	at #11 Georgia	L	3-31	92746
* Sep 30, 2017	at #13 Auburn	L	10-49	86901
Oct 14, 2017	BYU	W	35-10	54866
* Oct 21, 2017	KENTUCKY	W	45-7	58963

Record:	Overall	Home	Away	Neutral
All games	5-2	4-0	1-2	0-0
Conference	2-2	2-0	0-2	0-0
Non-Conference	3-0	2-0	1-0	0-0

Team Statistics	MS	OPP
FIRST DOWNS	168	86
Rushing	101	41
Passing	57	35
Penalty	10	10
RUSHING YARDAGE	1852	894
Rushing Attempts	323	245
Average Per Rush	5.7	3.6
Average Per Game	264.6	127.7
TDs Rushing	15	9
PASSING YARDAGE	1245	1075
Comp-Att-Int	115-207-7	83-155-4
Average Per Pass	6.0	6.9
Average Per Catch	10.8	13.0
Average Per Game	177.9	153.6
TDs Passing	12	6
TOTAL OFFENSE	3097	1969
Average Per Play	5.8	4.9
Average Per Game	442.4	281.3
KICK RETURNS: #-Yards	9-199	18-345
PUNT RETURNS: #-Yards	11-98	5-11
INT RETURNS: #-Yards	4-148	7-240
FUMBLES-LOST	2-1	13-6
PENALTIES-Yards	42-337	27-283
PUNTS-AVG	28-44.9	48-41.3
TIME OF POSSESSION/Game	32:24	27:36
3RD-DOWN Conversions	51/106	30/92
4TH-DOWN Conversions	7/14	2/8

Interceptions	no.	yds	avg	td	lg
Braxton Hoyett	1	2	2.0	0	2
Gerri Green	1	84	84.0	1	84
Mark McLaurin	1	32	32.0	0	32
Brandon Bryant	1	30	30.0	0	30

Punting	no.	yds	avg	lg	tb	fc	i20	50+	blk
Logan Cooke	27	1230	45.6	67	3	12	13	10	0
Kody Schexnayder	1	28	28.0	28	0	0	0	0	0

Punt Returns	no.	yds	avg	td	lg
Donald Gray	5	56	11.2	0	35
Gabe Myles	5	18	3.6	0	19
Jeffery Simmons	1	24	24.0	1	0
Total	11	98	8.9	1	35
Opponents	5	11	2.2	0	11

Kick Returns	no.	yds	avg	td	lg
Keith Mixon	5	89	17.8	0	25
Donald Gray	2	85	42.5	0	52
Gabe Myles	1	23	23.0	0	23
Reggie Todd	1	2	2.0	0	2
Total	9	199	22.1	0	52
Opponents	18	345	19.2	0	33

All Purpose	g	rush	rcv	pr	kr	ir	total	avg/g
Aeris Williams	7	594	77	0	0	0	671	95.9
Nick Fitzgerald	7	561	0	0	0	0	561	80.1
Donald Gray	7	0	206	56	85	0	347	49.6
Keith Mixon	6	13	238	0	89	0	340	56.7
Kylin Hill	7	250	10	0	0	0	260	37.1
Total	7	1852	1245	98	199	148	3542	506.0
Opponents	7	894	1075	11	345	240	2565	366.4

Total Offense	g	plays	rush	pass	total	avg/g
Nick Fitzgerald	7	269	561	1179	1740	248.6
Aeris Williams	7	117	594	0	594	84.9
Kylin Hill	7	45	250	0	250	35.7
Keytaon Thompson	7	40	177	66	243	34.7
Nick Gibson	7	31	185	0	185	26.4
Total	7	530	1852	1245	3097	442.4
Opponents	7	400	894	1075	1969	281.3

Rushing	gp	att	gain	loss	net	avg	td	lg	avg/g
Aeris Williams	7	117	601	7	594	5.1	2	59	84.9
Nick Fitzgerald	7	81	572	11	561	6.9	9	44	80.1
Kylin Hill	7	45	253	3	250	5.6	1	19	35.7
Nick Gibson	7	31	194	9	185	6.0	0	39	26.4
Keytaon Thompson	7	21	184	7	177	8.4	2	40	25.3
Dontavian Lee	7	14	57	2	55	3.9	1	9	7.9
Keith Mixon	6	2	13	0	13	6.5	0	11	2.2
Alec Murphy	6	2	9	0	9	4.5	0	6	1.5
Dedrick Thomas	7	2	8	0	8	4.0	0	7	1.1
B. Braswell	1	1	4	0	4	4.0	0	4	4.0
Logan Cooke	7	1	3	0	3	3.0	0	3	0.4
Total	7	323	1898	46	1852	5.7	15	59	264.6
Opponents	7	245	1161	267	894	3.6	9	67	127.7

Passing	gp	effic	comp-att-int	pct	yds	td	lg	avg/g
Nick Fitzgerald	7	121.46	107-188-7	56.9	1179	11	62	168.4
Keytaon Thompson	7	88.65	8-19-0	42.1	66	1	20	9.4
Total	7	118.44	115-207-7	55.6	1245	12	62	177.9
Opponents	7	119.42	83-155-4	53.5	1075	6	59	153.6

Receiving	gp	no.	yds	avg	td	lg	avg/g
Donald Gray	7	23	206	9.0	2	24	29.4
Keith Mixon	6	16	238	14.9	1	45	39.7
Jesse Jackson	7	12	99	8.2	0	17	14.1
Dedrick Thomas	7	11	147	13.4	2	24	21.0
Jordan Thomas	7	11	95	8.6	2	17	13.6
Aeris Williams	7	11	77	7.0	0	28	11.0
Gabe Myles	4	9	90	10.0	2	21	22.5
Jamal Couch	7	6	126	21.0	2	32	18.0
Reggie Todd	7	5	36	7.2	0	11	5.1
Justin Johnson	7	4	14	3.5	1	5	2.0
Farrod Green	7	3	90	30.0	0	62	12.9
Osirus Mitchell	4	2	13	6.5	0	9	3.2
Kylin Hill	7	1	10	10.0	0	10	1.4
Nick Gibson	7	1	4	4.0	0	4	0.6
Total	7	115	1245	10.8	12	62	177.9
Opponents	7	83	1075	13.0	6	59	153.6

Field Goals	fg	pct.	01-19	20-29	30-39	40-49	50-99	lg	blk
Tucker Day	2-4	50.0	0-0	0-0	1-2	1-2	0-0	40	0
Christmann,Jace	6-6	100.0	0-0	2-2	2-2	2-2	0-0	45	0

Scoring	td	fg	kick	rush	rcv	pass	dxp	saf	pts
Nick Fitzgerald	9	-	-	-	-	-	-	-	54
Jace Christmann	-	6-6	20-20	-	-	-	-	-	38
Tucker Day	-	2-4	8-10	-	-	-	-	-	14
Dedrick Thomas	2	-	-	-	-	-	-	-	12
Jordan Thomas	2	-	-	-	-	-	-	-	12
Aeris Williams	2	-	-	-	-	-	-	-	12
Gabe Myles	2	-	-	-	-	-	-	-	12
Jamal Couch	2	-	-	-	-	-	-	-	12
Jeffery Simmons	2	-	-	-	-	-	-	-	12
Keytaon Thompson	2	-	-	-	-	-	-	-	12
Donald Gray	2	-	-	-	-	-	-	-	12
Justin Johnson	1	-	-	-	-	-	-	-	6
Keith Mixon	1	-	-	-	-	-	-	-	6
Dontavian Lee	1	-	-	-	-	-	-	-	6
Gerri Green	1	-	-	-	-	-	-	-	6
Total	30	8-10	28-30	-	-	-	-	2	236
Opponents	16	4-5	15-16	-	-	-	-	1	125

Score by Quarters	1st	2nd	3rd	4th	OT	Total
Mississippi State	56	83	55	42	0	236
Opponents	37	29	31	28	0	125

#	Defensive Leaders	gp	ua	a	tot	tfl/yds	Sacks	Pass defense	qbh	Fumbles	blkd	saf
11	Dez Harris	7	12	25	47	20.0	20.0	int-yds	brup	rcv-yds	ff	kick

Mississippi State Football  
Mississippi State Game Results (as of Oct 21, 2017)  
All games

Date	Opponent		Score	Overall	Conference	Time	Attend
Sep 02, 2017	CHARLESTON SOUTHERN	W	49-0	1-0	0-0	3:16	54215
Sep 09, 2017	at LATECH	W	57-21	2-0	0-0	3:26	28100
* Sep 16, 2017	#11 LSU	W	37-7	3-0	1-0	3:08	60596
* Sep 23, 2017	at #11 Georgia	L	3-31	3-1	1-1	3:05	92746
* Sep 30, 2017	at #13 Auburn	L	10-49	3-2	1-2	3:22	86901
Oct 14, 2017	BYU	W	35-10	4-2	1-2	3:08	54866
* Oct 21, 2017	KENTUCKY	W	45-7	5-2	2-2	3:08	58963



Mississippi State Football  
Mississippi State Overall Team Statistics (as of Oct 21, 2017)  
All games

Team Statistics	MS	OPP
SCORING	236	125
Points Per Game	33.7	17.9
Points Off Turnovers	51	30
FIRST DOWNS	168	86
Rushing	101	41
Passing	57	35
Penalty	10	10
RUSHING YARDAGE	1852	894
Yards gained rushing	1898	1161
Yards lost rushing	46	267
Rushing Attempts	323	245
Average Per Rush	5.7	3.6
Average Per Game	264.6	127.7
TDs Rushing	15	9
PASSING YARDAGE	1245	1075
Comp-Att-Int	115-207-7	83-155-4
Average Per Pass	6.0	6.9
Average Per Catch	10.8	13.0
Average Per Game	177.9	153.6
TDs Passing	12	6
TOTAL OFFENSE	3097	1969
Total Plays	530	400
Average Per Play	5.8	4.9
Average Per Game	442.4	281.3
KICK RETURNS: #-Yards	9-199	18-345
PUNT RETURNS: #-Yards	11-98	5-11
INT RETURNS: #-Yards	4-148	7-240
KICK RETURN AVERAGE	22.1	19.2
PUNT RETURN AVERAGE	8.9	2.2
INT RETURN AVERAGE	37.0	34.3
FUMBLES-LOST	2-1	13-6
PENALTIES-Yards	42-337	27-283
Average Per Game	48.1	40.4
PUNTS-Yards	28-1258	48-1982
Average Per Punt	44.9	41.3
Net punt average	42.4	39.2
KICKOFFS-Yards	45-2891	28-1746
Average Per Kick	64.2	62.4
Net kick average	42.1	38.3
TIME OF POSSESSION/Game	32:24	27:36
3RD-DOWN Conversions	51/106	30/92
3rd-Down Pct	48%	33%
4TH-DOWN Conversions	7/14	2/8
4th-Down Pct	50%	25%
SACKS BY-Yards	13-81	3-14
MISC YARDS	0	0
TOUCHDOWNS SCORED	30	16
FIELD GOALS-ATTEMPTS	8-10	4-5
ON-SIDE KICKS	0-0	0-0
RED-ZONE SCORES	(26-33) 79%	(9-11) 82%
RED-ZONE TOUCHDOWNS	(20-33) 61%	(8-11) 73%
PAT-ATTEMPTS	(28-30) 93%	(15-16) 94%
ATTENDANCE	228640	207747
Games/Avg Per Game	4/57160	3/69249
Neutral Site Games		0/0

Score by Quarters	1st	2nd	3rd	4th	OT	Total
Mississippi State	56	83	55	42	0	236
Opponents	37	29	31	28	0	125

Mississippi State Football  
Mississippi State Overall Individual Statistics (as of Oct 21, 2017)  
All games

Rushing	gp	att	gain	loss	net	avg	td	lg	avg/g
Aeris Williams	7	117	601	7	594	5.1	2	59	84.9
Nick Fitzgerald	7	81	572	11	561	6.9	9	44	80.1
Kylin Hill	7	45	253	3	250	5.6	1	19	35.7
Nick Gibson	7	31	194	9	185	6.0	0	39	26.4
Keytaon Thompson	7	21	184	7	177	8.4	2	40	25.3
Dontavian Lee	7	14	57	2	55	3.9	1	9	7.9
Keith Mixon	6	2	13	0	13	6.5	0	11	2.2
Alec Murphy	6	2	9	0	9	4.5	0	6	1.5
Dedrick Thomas	7	2	8	0	8	4.0	0	7	1.1
B. Braswell	1	1	4	0	4	4.0	0	4	4.0
Logan Cooke	7	1	3	0	3	3.0	0	3	0.4
TEAM	5	6	0	7	-7	-1.2	0	0	-1.4
Total	7	323	1898	46	1852	5.7	15	59	264.6
Opponents	7	245	1161	267	894	3.6	9	67	127.7

Passing	gp	effic	comp-att-int	pct	yds	td	lg	avg/g
Nick Fitzgerald	7	121.46	107-188-7	56.9	1179	11	62	168.4
Keytaon Thompson	7	88.65	8-19-0	42.1	66	1	20	9.4
Total	7	118.44	115-207-7	55.6	1245	12	62	177.9
Opponents	7	119.42	83-155-4	53.5	1075	6	59	153.6

Receiving	gp	no.	yds	avg	td	lg	avg/g
Donald Gray	7	23	206	9.0	2	24	29.4
Keith Mixon	6	16	238	14.9	1	45	39.7
Jesse Jackson	7	12	99	8.2	0	17	14.1
Dedrick Thomas	7	11	147	13.4	2	24	21.0
Jordan Thomas	7	11	95	8.6	2	17	13.6
Aeris Williams	7	11	77	7.0	0	28	11.0
Gabe Myles	4	9	90	10.0	2	21	22.5
Jamal Couch	7	6	126	21.0	2	32	18.0
Reggie Todd	7	5	36	7.2	0	11	5.1
Justin Johnson	7	4	14	3.5	1	5	2.0
Farrod Green	7	3	90	30.0	0	62	12.9
Osirus Mitchell	4	2	13	6.5	0	9	3.2
Kylin Hill	7	1	10	10.0	0	10	1.4
Nick Gibson	7	1	4	4.0	0	4	0.6
Total	7	115	1245	10.8	12	62	177.9
Opponents	7	83	1075	13.0	6	59	153.6

Punt Returns	no.	yds	avg	td	lg
Gabe Myles	5	18	3.6	0	19
Donald Gray	5	56	11.2	0	35
Jeffery Simmons	1	24	24.0	1	0
Total	11	98	8.9	1	35
Opponents	5	11	2.2	0	11

Interceptions	no.	yds	avg	td	lg
Gerri Green	1	84	84.0	1	84
Mark McLaurin	1	32	32.0	0	32
Braxton Hoyett	1	2	2.0	0	2
Brandon Bryant	1	30	30.0	0	30
Total	4	148	37.0	1	84
Opponents	7	240	34.3	1	67

Kick Returns	no.	yds	avg	td	lg
Keith Mixon	5	89	17.8	0	25
Donald Gray	2	85	42.5	0	52
Reggie Todd	1	2	2.0	0	2
Gabe Myles	1	23	23.0	0	23
Total	9	199	22.1	0	52
Opponents	18	345	19.2	0	33

Fumble Returns	no.	yds	avg	td	lg
Jeffery Simmons	1	90	90.0	1	90
Total	1	90	90.0	1	90
Opponents	0	0	0.0	0	0

**Mississippi State Football**  
**Mississippi State Overall Individual Statistics (as of Oct 21, 2017)**  
**All games**

Scoring	td	fg	PAT				dxp	saf	pts
			kick	rush	rcv	pass			
Nick Fitzgerald	9	-	-	-	-	-	-	-	54
Jace Christmann	-	6-6	20-20	-	-	-	-	-	38
Tucker Day	-	2-4	8-10	-	-	-	-	-	14
Keytaon Thompson	2	-	-	-	-	-	-	-	12
Jamal Couch	2	-	-	-	-	-	-	-	12
Donald Gray	2	-	-	-	-	-	-	-	12
Deddrick Thomas	2	-	-	-	-	-	-	-	12
Gabe Myles	2	-	-	-	-	-	-	-	12
Jordan Thomas	2	-	-	-	-	-	-	-	12
Jeffery Simmons	2	-	-	-	-	-	-	-	12
Aeris Williams	2	-	-	-	-	-	-	-	12
Dontavian Lee	1	-	-	-	-	-	-	-	6
Kylin Hill	1	-	-	-	-	-	-	-	6
Justin Johnson	1	-	-	-	-	-	-	-	6
Gerri Green	1	-	-	-	-	-	-	-	6
Keith Mixon	1	-	-	-	-	-	-	-	6
TEAM	-	-	-	-	-	-	-	2	4
Total	30	8-10	28-30	-	-	-	-	2	236
Opponents	16	4-5	15-16	-	-	-	1	-	125

Total Offense	g	plays	rush	pass	total	avg/g
Nick Fitzgerald	7	269	561	1179	1740	248.6
Aeris Williams	7	117	594	0	594	84.9
Kylin Hill	7	45	250	0	250	35.7
Keytaon Thompson	7	40	177	66	243	34.7
Nick Gibson	7	31	185	0	185	26.4
Dontavian Lee	7	14	55	0	55	7.9
Keith Mixon	6	2	13	0	13	2.2
Alec Murphy	6	2	9	0	9	1.5
Deddrick Thomas	7	2	8	0	8	1.1
B. Braswell	1	1	4	0	4	4.0
Logan Cooke	7	1	3	0	3	0.4
TEAM	5	6	-7	0	-7	-1.4
Total	7	530	1852	1245	3097	442.4
Opponents	7	400	894	1075	1969	281.3

Field Goals	fg	pct.	01-19	20-29	30-39	40-49	50-99	lg	blk
Tucker Day	2-4	50.0	0-0	0-0	1-2	1-2	0-0	40	0
Christmann,Jace	6-6	100.0	0-0	2-2	2-2	2-2	0-0	45	0

FG Sequence	Mississippi State	Opponents
Charleston Southern	32,(40),47	-
LATECH	(36)	(27),(45)
LSU	(30),(45),(27)	-
Georgia	(26)	(49)
Auburn	(40)	51
BYU	-	(38)
Kentucky	(31)	-

Punting	no.	yds	avg	lg	tb	fc	i20	50+	blk
Logan Cooke	27	1230	45.6	67	3	12	13	10	0
Kody Schexnayder	1	28	28.0	28	0	0	0	0	0
Total	28	1258	44.9	67	3	12	13	10	0
Opponents	48	1982	41.3	67	0	27	13	6	1

Kickoffs	no.	yds	avg	tb	ob	retn	net	ydln
Logan Cooke	43	2761	64.2	24	1			
Tucker Day	2	130	65.0	2	0			
Total	45	2891	64.2	26	1	19.2	42.1	22
Opponents	28	1746	62.4	19	0	22.1	38.3	26

Numbers in (parentheses) indicate field goal was made.

**Mississippi State Football**  
**Mississippi State Overall Individual Statistics (as of Oct 21, 2017)**  
**All games**

All Purpose	g	rush	rcv	pr	kr	ir	total	avg/g
Aeris Williams	7	594	77	0	0	0	671	95.9
Nick Fitzgerald	7	561	0	0	0	0	561	80.1
Donald Gray	7	0	206	56	85	0	347	49.6
Keith Mixon	6	13	238	0	89	0	340	56.7
Kylin Hill	7	250	10	0	0	0	260	37.1
Nick Gibson	7	185	4	0	0	0	189	27.0
Keytaon Thomp	7	177	0	0	0	0	177	25.3
Deddrick Thoma	7	8	147	0	0	0	155	22.1
Gabe Myles	4	0	90	18	23	0	131	32.8
Jamal Couch	7	0	126	0	0	0	126	18.0
Jesse Jackson	7	0	99	0	0	0	99	14.1
Jordan Thomas	7	0	95	0	0	0	95	13.6
Farrod Green	7	0	90	0	0	0	90	12.9
Gerri Green	7	0	0	0	0	84	84	12.0
Dontavian Lee	7	55	0	0	0	0	55	7.9
Reggie Todd	7	0	36	0	2	0	38	5.4
Mark McLaurin	7	0	0	0	0	32	32	4.6
Brandon Bryant	7	0	0	0	0	30	30	4.3
Jeffery Simmons	7	0	0	24	0	0	24	3.4
Justin Johnson	7	0	14	0	0	0	14	2.0
Osirus Mitchell	4	0	13	0	0	0	13	3.2
Alec Murphy	6	9	0	0	0	0	9	1.5
B. Braswell	1	4	0	0	0	0	4	4.0
Logan Cooke	7	3	0	0	0	0	3	0.4
Braxton Hoyett	6	0	0	0	0	2	2	0.3
TEAM	5	-7	0	0	0	0	-7	-1.4
Total	7	1852	1245	98	199	148	3542	506.0
Opponents	7	894	1075	11	345	240	2565	366.4



Mississippi State Football  
Mississippi State Overall Defensive Statistics (as of Oct 21, 2017)  
All games

##	Defensive Leaders	gp	Tackles				Sacks	Pass defense			Fumbles		blkd	
			ua	a	tot	tfl/yds	no-yds	int-yds	brup	qbh	rcv-yds	ff	kick	saf
11	Dez Harris	7	12	35	47	3.0-9	2.0-8	.	.	3	.	1	.	.
12	J.T. Gray	7	12	32	44	1.5-2	.	.	3	.	.	1	.	.
41	Mark McLaurin	7	17	25	42	0.5-0	.	1-32	4	.	.	1	.	.
94	Jeffery Simmons	7	12	22	34	5.5-29	3.5-26	.	1	3	1-90	2	2	.
38	Johnathan Abram	7	16	13	29	2.0-7	0.5-5	.	1	.	.	.	.	.
1	Brandon Bryant	7	11	15	26	0.5-1	.	1-30	2	.	.	.	.	.
9	Montez Sweat	7	10	15	25	6.0-26	3.5-21	.	.	4	1-0	.	.	.
10	Leo Lewis	7	5	19	24	0.5-6	0.5-6	.	1	.	.	1	.	.
40	Erroll Thompson	7	8	15	23	0.5-1	.	.	.	.	.	.	.	.
4	Gerri Green	7	7	14	21	4.0-17	2.0-12	1-84	1	1	1-0	2	.	.
52	Kobe Jones	7	6	10	16	3.5-6	.	.	.	.	.	1	.	.
13	Cameron Dantzler	7	9	6	15	1.0-8	.	.	1	1	.	.	.	.
96	Tre Brown	7	7	8	15	2.5-6	.	.	.	2	1-0	1	.	.
2	Jamal Peters	7	5	8	13	.	.	.	.	.	1-0	.	.	.
4S	Marquiss Spencer	7	3	7	10	1.5-4	0.5-2	.	1	.	1-0	.	.	.
43	Fletcher Adams	7	3	7	10	1.5-8	.	.	1	.	.	1	.	.
6A	Willie Gay Jr.	7	3	7	10	1.0-3	.	.	1	.	.	.	.	.
7C	Tolando Cleveland	7	2	7	9	.	.	.	1	.	.	.	.	.
90	Grant Harris	7	4	5	9	.	.	.	.	1	.	.	.	.
50	Tim Washington	7	1	6	7	.	.	.	.	.	.	.	.	.
95	Braxton Hoyett	6	3	4	7	1.5-2	0.5-1	1-2	.	1	.	.	.	.
3	Traver Jung	5	2	4	6	1.0-2	.	.	.	.	.	.	.	.
24	Chris Rayford	7	3	3	6	1.0-2	.	.	.	.	.	.	.	.
49	Stephen Adegoke	3	2	3	5	.	.	.	1	.	.	.	.	.
25	Lashard Durr	7	3	2	5	.	.	.	2	.	.	.	.	.
29	C.J. Morgan	7	4	1	5	.	.	.	.	.	.	.	.	.
31	Maurice Smiththerman	7	2	3	5	.	.	.	.	.	.	.	.	.
34	Cory Thomas	2	2	2	4	.	.	.	.	.	.	1	.	.
28	Dontavian Lee	7	1	3	4	.	.	.	.	.	.	.	.	.
92	Kendell Jones	4	.	3	3	0.5-2	.	.	.	.	.	.	.	.
23	Keith Mixon	6	.	2	2	.	.	.	.	.	.	.	.	.
16	Korey Charles	2	1	1	2	.	.	.	.	.	.	.	.	.
7	Nick Fitzgerald	7	2	.	2	.	.	.	.	.	.	.	.	.
73	Darryl Williams	7	2	.	2	.	.	.	.	.	.	.	.	.
26	Alec Murphy	6	.	1	1	.	.	.	.	.	.	.	.	.
45	Josiah Phillips	7	.	1	1	.	.	.	.	.	.	.	.	.
86	Jesse Jackson	7	.	1	1	.	.	.	.	.	.	.	.	.
21	Nick Gibson	7	.	1	1	.	.	.	.	.	.	.	.	.
6	Donald Gray	7	1	.	1	.	.	.	.	.	.	.	.	.
22	Aeris Williams	7	.	1	1	.	.	.	.	.	.	.	.	.
TM	TEAM	5	.	.	.	.	.	.	.	.	.	.	.	2
Total		7	181	312	493	39-141	13-81	4-148	21	16	6-90	12	2	2
Opponents		7	229	380	609	24-48	3-14	7-240	35	24	1-0	2	2	

Mississippi State Football  
Mississippi State Team Game-by-Game (as of Oct 21, 2017)  
All games

TEAM STATISTICS

		Rushing				Receiving				Passing				Kick Returns				Punt Returns				tot		
Date	Opponent	no.	yds	td	lg	no.	yds	td	lg	cmp	att	int	yds	td	lg	no.	yds	td	lg	no.	yds	td	lg	off
Sep 02	CHARLESTON SOUTHERN	50	281	3	19	20	274	3	62	20	36	0	274	3	62	2	75	0	52	3	22	0	19	555
Sep 09	at LATECH	40	327	3	59	13	132	3	28	13	20	1	132	3	28	4	44	0	15	3	20	1	5	459
Sep 16	LSU	48	285	2	28	15	180	2	45	15	23	0	180	2	45	0	0	0	0	2	49	0	35	465
Sep 23	at Georgia	37	177	0	39	15	103	0	21	15	33	2	103	0	21	0	0	0	0	0	0	0	0	280
Sep 30	at Auburn	47	194	0	16	13	157	1	45	13	37	2	157	1	45	1	22	0	22	1	5	0	5	351
Oct 14	BYU	53	306	3	19	20	240	2	32	20	31	2	240	2	32	1	25	0	25	1	-8	0	0	546
Oct 21	KENTUCKY	48	282	4	40	19	159	1	21	19	27	0	159	1	21	1	33	0	33	1	10	0	10	441
		323	1852	15	59	115	1245	12	62	115	207	7	1245	12	62	9	199	0	52	11	98	1	35	3097
Opponents		245	894	9	67	83	1075	6	59	83	155	4	1075	6	59	18	345	0	33	5	11	0	11	1969

Games: 7 • Avg/rush: 5.7 • Avg/catch: 10.8 • Pass effic: 118.44 • KR avg: 22.1 • PR avg: 8.9 • All purpose avg/game: 506.0 • Total offense avg/gm: 442.4

Date	Opponent	Tackles				Sacks no-yds	Fumble		Pass Defense			blkd kick	PAT Attempts			off		
		ua	a	total	tfl-yds		ff	fr-yds	int-yds	qbh	brup		kick	rush	rcv	saf	t/o	pts
Sep 02	CHARLESTON SOUTHE	24	44	68	10.0-36	1.0-7	4	0-0	0-0	2	1	0	6-6	0	0	2	0	49
Sep 09	at LATECH	43	32	75	6.0-27	4.0-25	2	2-90	1-32	0	4	2	6-8	0	0	0	20	57
Sep 16	LSU	15	56	71	4.0-10	2.0-8	1	0-0	0-0	6	6	0	4-4	0	0	0	0	37
Sep 23	at Georgia	21	60	81	3.0-10	0.0-0	1	1-0	0-0	0	0	0	0-0	0	0	0	0	3
Sep 30	at Auburn	36	30	66	7.0-30	2.0-20	2	2-0	0-0	1	1	0	1-1	0	0	0	3	10
Oct 14	BYU	19	40	59	2.0-5	1.0-4	1	1-0	1-30	3	3	0	5-5	0	0	0	14	35
Oct 21	KENTUCKY	23	50	73	7.0-23	3.0-17	1	0-0	2-86	4	6	0	6-6	0	0	0	14	45
Opponents		181	312	493	39.0-141	13.0-81	12	6-90	4-148	16	21	2	28-30	0	0	2	51	236
		229	380	609	24.0-48	3.0-14	2	1-0	7-240	24	35	2	15-16	0	0	0	30	125

Date	Opponent	Punting					Field Goals					Kickoffs				
		no.	yds	avg	long	blkd	md-att	long	blkd	no.	yds	avg	tb	ob		
Sep 02	CHARLESTON SOUTHE	5	205	41.0	59	0	1-3	40	0	8	516	64.5	4	0		
Sep 09	at LATECH	3	143	47.7	55	0	1-1	36	0	10	650	65.0	10	0		
Sep 16	LSU	3	138	46.0	50	0	3-3	45	0	8	515	64.4	5	1		
Sep 23	at Georgia	7	315	45.0	67	0	1-1	26	0	2	130	65.0	1	0		
Sep 30	at Auburn	5	223	44.6	59	0	1-1	40	0	3	195	65.0	1	0		
Oct 14	BYU	3	159	53.0	57	0	0-0	0	0	6	377	62.8	3	0		
Oct 21	KENTUCKY	2	75	37.5	38	0	1-1	31	0	8	508	63.5	2	0		
Opponents		28	1258	44.9	67	0	8-10	45	0	45	2891	64.2	26	1		
		48	1982	41.3	67	1	4-5	49	0	28	1746	62.4	19	0		

Mississippi State Football  
Mississippi State Opponent Game-by-Game (as of Oct 21, 2017)  
All games

OPPONENT STATISTICS

Date	Opponent	Rushing				Receiving				Passing				Kick Returns				Punt Returns				tot off
		no.	yds	td	lg	no.	yds	td	lg	cmp-att-int	yds	td	lg	no.	yds	td	lg	no.	yds	td	lg	
Sep 02	CHARLESTON SOUTHERN	39	18	0	8	3	15	0	4	3-8-0	15	0	4	4	63	0	23	0	0	0	0	33
Sep 09	at LATECH	50	152	1	24	13	163	1	58	13-30-1	163	1	58	0	0	0	0	0	0	0	0	315
Sep 16	LSU	29	133	1	25	13	137	0	19	13-29-0	137	0	19	2	40	0	21	0	0	0	0	270
Sep 23	at Georgia	42	203	2	28	9	201	2	59	9-12-0	201	2	59	1	25	0	25	1	-3	0	0	404
Sep 30	at Auburn	39	244	4	67	14	267	2	57	14-17-0	267	2	57	2	49	0	26	2	16	0	11	511
Oct 14	BYU	17	29	0	7	17	147	1	43	17-29-1	147	1	43	3	41	0	18	2	-2	0	0	176
Oct 21	KENTUCKY	29	115	1	23	14	145	0	28	14-30-2	145	0	28	6	127	0	33	0	0	0	0	260
Mississippi State		245	894	9	67	83	1075	6	59	83-155-4	1075	6	59	18	345	0	33	5	11	0	11	1969
		323	1852	15	59	115	1245	12	62	115-207-7	1245	12	62	9	199	0	52	11	98	1	35	3097

Games: 7 • Avg/rush: 3.6 • Avg/catch: 13.0 • Pass eff: 119.42 • KR avg: 19.2 • PR avg: 2.2 • All purpose avg/game: 366.4 • Total offense avg/gm: 281.3

Date	Opponent	Tackles				Sacks no-yds	Fumble		Pass Defense			blkd kick	PAT Attempts			off		
		ua	a	total	tfl-yds		ff	fr-yds	int-yds	qbh	brup		kick	rush	rcv	saf	t/o	pts
Sep 02	CHARLESTON SOUTHE	32	72	104	5.0-6	0.0-0	0	0-0	0-0	6	5	0	0-0	0	0	0	0	0
Sep 09	at LATECH	34	36	70	4.0-7	0.0-0	0	0-0	1-61	1	2	2	1-2	0	0	0	6	21
Sep 16	LSU	27	64	91	3.0-5	1.0-2	0	0-0	0-0	3	3	0	1-1	0	0	0	0	7
Sep 23	at Georgia	33	40	73	3.0-8	0.0-0	0	0-0	2-37	0	6	0	4-4	0	0	0	10	31
Sep 30	at Auburn	37	44	81	5.0-17	2.0-12	1	0-0	2-37	11	12	0	7-7	0	0	0	7	49
Oct 14	BYU	35	72	107	1.0-1	0.0-0	1	1-0	2-105	2	3	0	1-1	0	0	0	7	10
Oct 21	KENTUCKY	31	52	83	3.0-4	0.0-0	0	0-0	0-0	1	4	0	1-1	0	0	0	0	7
Mississippi State		229	380	609	24.0-48	3.0-14	2	1-0	7-240	24	35	2	15-16	0	0	0	30	125
		181	312	493	39.0-141	13.0-81	12	6-90	4-148	16	21	2	28-30	0	0	2	51	236

Date	Opponent	Punting					Field Goals					Kickoffs				
		no.	yds	avg	long	blkd	md-att	long	blkd	no.	yds	avg	tb	ob		
Sep 02	CHARLESTON SOUTHE	12	537	44.8	54	0	0-0	0	0	3	180	60.0	1	0		
Sep 09	at LATECH	8	273	34.1	47	1	2-2	45	0	4	216	54.0	0	0		
Sep 16	LSU	7	286	40.9	53	0	0-0	0	0	2	130	65.0	2	0		
Sep 23	at Georgia	4	182	45.5	54	0	1-1	49	0	6	390	65.0	6	0		
Sep 30	at Auburn	3	109	36.3	47	0	0-1	0	0	8	519	64.9	7	0		
Oct 14	BYU	7	279	39.9	47	0	1-1	38	0	3	191	63.7	2	0		
Oct 21	KENTUCKY	7	316	45.1	67	0	0-0	0	0	2	120	60.0	1	0		
Mississippi State		48	1982	41.3	67	1	4-5	49	0	28	1746	62.4	19	0		
		28	1258	44.9	67	0	8-10	45	0	45	2891	64.2	26	1		

Mississippi State Football  
Mississippi State Game Superlatives (as of Oct 21, 2017)  
All games

INDIVIDUAL GAME HIGHS

Rushes	23	Williams,Aeris vs LSU (Sep 16, 2017)
	23	Williams,Aeris vs BYU (Oct 14, 2017)
Yards Rushing	146	Williams,Aeris vs LSU (Sep 16, 2017)
TD Rushes	2	Nick Fitzgerald at LATECH (Sep 09, 2017)
	2	Fitzgerald,Nick vs LSU (Sep 16, 2017)
	2	Fitzgerald,Nick vs BYU (Oct 14, 2017)
	2	Keytaon Thompson vs Kentucky (Oct 21, 2017)
	2	Fitzgerald,Nick vs Kentucky (Oct 21, 2017)
Long Rush	59	Aeris Williams at LATECH (Sep 09, 2017)
Pass attempts	33	Fitzgerald,Nick at Auburn (Sep 30, 2017)
Pass completions	19	Fitzgerald,Nick vs BYU (Oct 14, 2017)
Yards Passing	241	Fitzgerald,Nick vs BYU (Oct 14, 2017)
TD Passes	3	Nick Fitzgerald at LATECH (Sep 09, 2017)
Long Pass	62	Nick Fitzgerald vs Charleston Southern (Sep 02, 2017)
Receptions	6	Mixon,Keith vs LSU (Sep 16, 2017)
	6	Gray,Donald vs Kentucky (Oct 21, 2017)
Yards Receiving	97	Mixon,Keith vs LSU (Sep 16, 2017)
TD Receptions	1	Gabe Myles vs Charleston Southern (Sep 02, 2017)
	1	Jamal Couch vs Charleston Southern (Sep 02, 2017)
	1	Dedrick Thomas vs Charleston Southern (Sep 02, 2017)
	1	Donald Gray at LATECH (Sep 09, 2017)
	1	Jordan Thomas at LATECH (Sep 09, 2017)
	1	Gabe Myles at LATECH (Sep 09, 2017)
	1	Mixon,Keith vs LSU (Sep 16, 2017)
	1	Thomas,Dedrick vs LSU (Sep 16, 2017)
	1	Johnson,Justin at Auburn (Sep 30, 2017)
	1	Gray,Donald vs BYU (Oct 14, 2017)
	1	Couch,Jamal vs BYU (Oct 14, 2017)
	1	Thomas,Jordan vs Kentucky (Oct 21, 2017)
Long Reception	62	Farrod Green vs Charleston Southern (Sep 02, 2017)
Field Goals	3	Christmann,Jace vs LSU (Sep 16, 2017)
Long Field Goal	45	Christmann,Jace vs LSU (Sep 16, 2017)
Punts	7	Cooke,Logan at Georgia (Sep 23, 2017)
Punting Avg	53.0	Cooke,Logan vs BYU (Oct 14, 2017)
Long Punt	67	Cooke,Logan at Georgia (Sep 23, 2017)
Punts inside 20	4	Cooke,Logan at Georgia (Sep 23, 2017)
Long Punt Return	35	Gray,Donald vs LSU (Sep 16, 2017)
Long Kickoff Return	52	Donald Gray vs Charleston Southern (Sep 02, 2017)
Tackles	12	Harris,Dez at Georgia (Sep 23, 2017)
Sacks	2.0	Gerri Green at LATECH (Sep 09, 2017)
Tackles For Loss	2.5	Kobe Jones vs Charleston Southern (Sep 02, 2017)
	2.5	Sweat,Montez vs Kentucky (Oct 21, 2017)
Interceptions	1	Mark McLaurin at LATECH (Sep 09, 2017)
	1	Bryant,Brandon vs BYU (Oct 14, 2017)
	1	Green,Gerri vs Kentucky (Oct 21, 2017)
	1	Hoyett,Braxton vs Kentucky (Oct 21, 2017)



Mississippi State Football  
Mississippi State Game Superlatives (as of Oct 21, 2017)  
All games

TEAM GAME HIGHS

Rushes	53	vs BYU (Oct 14, 2017)
Yards Rushing	327	at LATECH (Sep 09, 2017)
Yards Per Rush	8.2	at LATECH (Sep 09, 2017)
TD Rushes	4	vs Kentucky (Oct 21, 2017)
Pass attempts	37	at Auburn (Sep 30, 2017)
Pass completions	20	vs Charleston Southern (Sep 02, 2017)
	20	vs BYU (Oct 14, 2017)
Yards Passing	274	vs Charleston Southern (Sep 02, 2017)
Yards Per Pass	7.8	vs LSU (Sep 16, 2017)
TD Passes	3	vs Charleston Southern (Sep 02, 2017)
	3	at LATECH (Sep 09, 2017)
Total Plays	86	vs Charleston Southern (Sep 02, 2017)
Total Offense	555	vs Charleston Southern (Sep 02, 2017)
Yards Per Play	7.7	at LATECH (Sep 09, 2017)
Points	57	at LATECH (Sep 09, 2017)
Sacks By	4	at LATECH (Sep 09, 2017)
First Downs	35	vs BYU (Oct 14, 2017)
Penalties	10	at Auburn (Sep 30, 2017)
Penalty Yards	60	vs Charleston Southern (Sep 02, 2017)
	60	vs BYU (Oct 14, 2017)
Turnovers	3	vs BYU (Oct 14, 2017)
Interceptions By	2	vs Kentucky (Oct 21, 2017)
Punts	7	at Georgia (Sep 23, 2017)
Punting Avg	53.0	vs BYU (Oct 14, 2017)
Long Punt	67	at Georgia (Sep 23, 2017)
Punts inside 20	4	at Georgia (Sep 23, 2017)
Long Punt Return	35	vs LSU (Sep 16, 2017)

Mississippi State Football  
Mississippi State Game Superlatives (as of Oct 21, 2017)  
All games

OPPONENT INDIVIDUAL GAME HIGHS

Rushes	23	Kerryon Johnson, at Auburn (Sep 30, 2017)
Yards Rushing	116	Kerryon Johnson, at Auburn (Sep 30, 2017)
TD Rushes	3	Kerryon Johnson, at Auburn (Sep 30, 2017)
Long Rush	67	Malik Willis, at Auburn (Sep 30, 2017)
Pass attempts	29	Danny Etling, vs LSU (Sep 16, 2017)
Pass completions	16	MANGUM, T., vs BYU (Oct 14, 2017)
Yards Passing	264	Jarrett Stidham, at Auburn (Sep 30, 2017)
TD Passes	2	Jake Fromm, at Georgia (Sep 23, 2017)
	2	Jarrett Stidham, at Auburn (Sep 30, 2017)
Long Pass	59	Jake Fromm, at Georgia (Sep 23, 2017)
Receptions	6	Ryan Davis, at Auburn (Sep 30, 2017)
Yards Receiving	104	GAINES, Marcus, at LATECH (Sep 09, 2017)
TD Receptions	1	COUSAR, Zach, at LATECH (Sep 09, 2017)
	1	Terry Godwin, at Georgia (Sep 23, 2017)
	1	Isaac Nauta, at Georgia (Sep 23, 2017)
	1	Ryan Davis, at Auburn (Sep 30, 2017)
	1	Will Hastings, at Auburn (Sep 30, 2017)
	1	HIFO, A., vs BYU (Oct 14, 2017)
Long Reception	59	Terry Godwin, at Georgia (Sep 23, 2017)
Field Goals	2	BARNES, J., at LATECH (Sep 09, 2017)
Long Field Goal	49	R. Blankenship, at Georgia (Sep 23, 2017)
Punts	12	REIGHARD, K., vs Charleston Southern (Sep 02, 2017)
Punting Avg	45.5	C. Nizialek, at Georgia (Sep 23, 2017)
Long Punt	67	Matt Panton, vs Kentucky (Oct 21, 2017)
Punts inside 20	4	LINEHAN, J., vs BYU (Oct 14, 2017)
Long Punt Return	11	Stephen Roberts, at Auburn (Sep 30, 2017)
Long Kickoff Return	33	Lynn Bowden Jr., vs Kentucky (Oct 21, 2017)
Tackles	12	ROYER, D., vs Charleston Southern (Sep 02, 2017)
	12	PAU'U, B., vs BYU (Oct 14, 2017)
Sacks	1.0	Jeff Holland, at Auburn (Sep 30, 2017)
	1.0	Big Kat Bryant, at Auburn (Sep 30, 2017)
Tackles For Loss	1.5	CRUZ, Z., vs Charleston Southern (Sep 02, 2017)
	1.5	Devin White, vs LSU (Sep 16, 2017)
Interceptions	2	GHANWOLOKU, D., vs BYU (Oct 14, 2017)

Mississippi State Football  
Mississippi State Game Superlatives (as of Oct 21, 2017)  
All games

OPPONENT TEAM GAME HIGHS

Rushes	50	at LATECH (Sep 09, 2017)
Yards Rushing	244	at Auburn (Sep 30, 2017)
Yards Per Rush	6.3	at Auburn (Sep 30, 2017)
TD Rushes	4	at Auburn (Sep 30, 2017)
Pass attempts	30	at LATECH (Sep 09, 2017)
	30	vs Kentucky (Oct 21, 2017)
Pass completions	17	vs BYU (Oct 14, 2017)
Yards Passing	267	at Auburn (Sep 30, 2017)
Yards Per Pass	16.8	at Georgia (Sep 23, 2017)
TD Passes	2	at Georgia (Sep 23, 2017)
	2	at Auburn (Sep 30, 2017)
Total Plays	80	at LATECH (Sep 09, 2017)
Total Offense	511	at Auburn (Sep 30, 2017)
Yards Per Play	9.1	at Auburn (Sep 30, 2017)
Points	49	at Auburn (Sep 30, 2017)
Sacks By	2	at Auburn (Sep 30, 2017)
First Downs	20	at LATECH (Sep 09, 2017)
Penalties	9	vs LSU (Sep 16, 2017)
Penalty Yards	112	vs LSU (Sep 16, 2017)
Turnovers	3	at LATECH (Sep 09, 2017)
Interceptions By	2	at Georgia (Sep 23, 2017)
	2	at Auburn (Sep 30, 2017)
	2	vs BYU (Oct 14, 2017)
Punts	12	vs Charleston Southern (Sep 02, 2017)
Punting Avg	45.5	at Georgia (Sep 23, 2017)
Long Punt	67	vs Kentucky (Oct 21, 2017)
Punts inside 20	4	vs BYU (Oct 14, 2017)
Long Punt Return	11	at Auburn (Sep 30, 2017)



# JOHNATHAN ABRAM

**SAFETY**  
6-0 • 210 • Jr. • JC  
Columbia, Miss.  
(Jones County JC)

## 38

### 2017 HIGHLIGHTS

- Made MSU debut against Charleston Southern (9/2).
- Recorded first-career start against Louisiana Tech (9/9) and tallied a career-high seven tackles.
- Grabbed four tackles while recording the first pass break-up as a Bulldog against No. 11 LSU (9/16).
- Racked up four tackles against Kentucky (10/21), including a career-high 1.0 TFL.

### CAREER STATS

YEAR	G/GS	TT	UT	AT	TFL-YDS	SCK-YDS	FF/FR	PBU	INT-YD
2017	7/3	29	16	13	2.0-7	0.5-5	0/0	1	0-0
<b>TOTALS</b>	<b>7/3</b>	<b>29</b>	<b>16</b>	<b>13</b>	<b>2.0-7</b>	<b>0.5-5</b>	<b>0/0</b>	<b>1</b>	<b>0-0</b>

### 2017 GAME-BY-GAME

OPPONENT	TT	UT	AT	TFL-YDS	SCK-YDS	FF/FR	PBU	INT-YD
Charleston Southern	0	0	0	0.0-0	0.0-0	0/0	0	0-0
at Louisiana Tech*	7	6	1	0.5-5	0.5-5	0/0	0	0-0
LSU	4	0	4	0.0-0	0.0-0	0/0	1	0-0
at Georgia*	6	2	4	0.5-1	0.0-0	0/0	0	0-0
at Auburn	6	4	2	0.0-0	0.0-0	0/0	0	0-0
BYU*	2	1	1	0.0-0	0.0-0	0/0	0	0-0
Kentucky	4	3	1	1.0-1	0.0-0	0/0	0	0-0
<b>TOTALS</b>	<b>29</b>	<b>16</b>	<b>13</b>	<b>2.0-7</b>	<b>0.5-5</b>	<b>0/0</b>	<b>1</b>	<b>0-0</b>



# FLETCHER ADAMS

**DEFENSIVE END**  
6-2 • 270 • So. • 1L  
Brandon, Miss.  
(Brandon)

## 43

### 2017 HIGHLIGHTS

- Made first-career start against Charleston Southern (9/2) and recorded two tackles, including a career-high 1.5 tackles for loss, and forced his first fumble as a Bulldog. Also helped force two safeties in the first half against the Buccaneers
- Racked up a season-best three tackles and the first pass break-up of his career against No. 11 LSU (9/16).

### CAREER STATS

YEAR	G/GS	TT	UT	AT	TFL-YDS	SCK-YDS	FF/FR	PBU	INT-YD
2016	11/0	16	4	12	0.5-2	0.0-0	0/0	0	0-0
2017	7/3	10	3	7	1.5-8	0.0-0	1/0	1	0-0
<b>TOTALS</b>	<b>18/3</b>	<b>26</b>	<b>7</b>	<b>19</b>	<b>2.0-10</b>	<b>0.0-0</b>	<b>1/0</b>	<b>1</b>	<b>0-0</b>

### 2017 GAME-BY-GAME

OPPONENT	TT	UT	AT	TFL-YDS	SCK-YDS	FF/FR	PBU	INT-YD
Charleston Southern*	2	1	1	1.5-8	0.0-0	1/0	0	0-0
at Louisiana Tech	2	1	1	0.0-0	0.0-0	0/0	0	0-0
LSU	3	1	2	0.0-0	0.0-0	0/0	1	0-0
at Georgia*	1	0	1	0.0-0	0.0-0	0/0	0	0-0
at Auburn	0	0	0	0.0-0	0.0-0	0/0	0	0-0
BYU*	1	0	1	0.0-0	0.0-0	0/0	0	0-0
Kentucky	1	0	1	0.0-0	0.0-0	0/0	0	0-0
<b>TOTALS</b>	<b>10</b>	<b>3</b>	<b>7</b>	<b>1.5-8</b>	<b>0.0-0</b>	<b>1/0</b>	<b>1</b>	<b>0-0</b>



# TRE BROWN

**DEFENSIVE TACKLE**  
6-4 • 305 • Jr. • RS  
Ackerman, Miss.  
(Copolah-Lincoln CC)

## 96

### 2017 HIGHLIGHTS

- Recorded two tackles in MSU debut versus Charleston Southern (9/2).
- Set a career high with four total tackles, including a career-best three solo tackles, while recovering his first fumble as a Bulldog against LA Tech (9/9).
- Forced the first fumble of his career at No. 13 Auburn (9/30) while grabbing two solo tackles.

### CAREER STATS

YEAR	G/GS	TT	UT	AT	TFL-YDS	SCK-YDS	FF/FR	PBU	INT-YD
2017	7/0	15	7	8	2.5-6	0.0-0	1/1	0	0-0
<b>TOTALS</b>	<b>7/0</b>	<b>15</b>	<b>7</b>	<b>8</b>	<b>2.5-6</b>	<b>0.0-0</b>	<b>1/1</b>	<b>0</b>	<b>0-0</b>

### 2017 GAME-BY-GAME

OPPONENT	TT	UT	AT	TFL-YDS	SCK-YDS	FF/FR	PBU	INT-YD
Charleston Southern	2	1	1	0.5-0	0.0-0	0/0	0	0-0
at Louisiana Tech	4	3	1	1.0-1	0.0-0	0/1	0	0-0
LSU	2	1	1	0.0-0	0.0-0	0/0	0	0-0
at Georgia	3	0	3	1.0-5	0.0-0	0/0	0	0-0
at Auburn	2	2	0	0.0-0	0.0-0	1/0	0	0-0
BYU	1	0	1	0.0-0	0.0-0	0/0	0	0-0
Kentucky	1	0	1	0.0-0	0.0-0	0/0	0	0-0
<b>TOTALS</b>	<b>15</b>	<b>7</b>	<b>8</b>	<b>2.5-6</b>	<b>0.0-0</b>	<b>1/1</b>	<b>0</b>	<b>0-0</b>



# BRANDON BRYANT

## SAFETY

6-0 • 215 • Jr. • 2L

Tunica, Miss.

(Rosa Fort)

1

### 2017 HIGHLIGHTS

- Turned in his first multi-tackle game of the season with five against No. 11 LSU (9/16).
- Set a career-high with 11 tackles at No. 13 Auburn (9/30), including a season-high six solo tackles, and recorded his first TFL of his junior season. The outing was his first double-digit tackle performance since tallying 10 against Ole Miss on Nov. 28, 2015.
- Grabbed five tackles and stopped a potential BYU (9/14) scoring drive with a goal-line interception in the second half, returning the ball for 30 yards.

### CAREER STATS

YEAR	G/GS	TT	UT	AT	TFL-YDS	SCK-YDS	FF/FR	PBU	INT-YD
2015	13/8	63	46	17	2.0-19	1.5-17	1/0	3	3-73
2016	13/10	62	35	27	1.0-2	0.0-0	0/0	2	1-19
2017	7/5	26	11	15	0.5-1	0.0-0	0/0	2	1-30
<b>TOTALS</b>	<b>33/23</b>	<b>151</b>	<b>92</b>	<b>59</b>	<b>3.5-22</b>	<b>1.5-17</b>	<b>1/0</b>	<b>7</b>	<b>5-122</b>

### 2017 GAME-BY-GAME

OPPONENT	TT	UT	AT	TFL-YDS	SCK-YDS	FF/FR	PBU	INT-YD
Charleston Southern*	1	0	1	0.0-0	0.0-0	0/0	0	0-0
at Louisiana Tech*	1	1	0	0.0-0	0.0-0	0/0	0	0-0
LSU*	5	2	3	0.0-0	0.0-0	0/0	1	0-0
at Georgia	1	1	0	0.0-0	0.0-0	0/0	0	0-0
at Auburn*	11	6	5	0.5-1	0.0-0	0/0	0	0-0
BYU	5	1	4	0.0-0	0.0-0	0/0	1	1-30
Kentucky*	2	0	2	0.0-0	0.0-0	0/0	0	0-0
<b>TOTALS</b>	<b>26</b>	<b>11</b>	<b>15</b>	<b>0.5-1</b>	<b>0.0-0</b>	<b>0/0</b>	<b>2</b>	<b>1-30</b>



# JACE CHRISTMANN

## KICKER

6-0 • 195 • RFr. • RS

Houston, Texas

(Memorial)

47

### 2017 HIGHLIGHTS

- Saw action in the second half against LA Tech (9/9), going a perfect 3-for-3 in PAT attempts.
- Attempted the first field goals of his career against No. 11 LSU (9/16), going 3-for-3 after connecting on 27-yard, 30-yard and 45-yard attempts. He was the first MSU kicker to make three FGs in a game since Devon Bell went 3-for-3 against South Alabama on Sept. 22, 2012.
- His 45-yard FG against LSU was the longest made by MSU over the first three games of the season and the longest made by a MSU kicker since Westin Graves booted a 47-yard field goal against Alabama on Nov. 12, 2016.
- Tallied MSU's lone points against No. 11 Georgia (9/23) with a 26-yard FG to improve to 4-for-4 on the season in FG attempts.
- Connected on a 40-yard FG at No. 13 Auburn (9/30) for his fifth-consecutive made FG since taking over MSU's place kicking job against LSU.
- Booted a 31-yard field goal to improve to a perfect 6-for-6 on the season while also connecting on a career-high six PATs against Kentucky (10/21).
- He is the first MSU kicker to connect on his first six FG attempts of the season since Westin Graves opened the 2015 season with nine-consecutive made FG.

### CAREER STATS

YEAR	G	PAT/ATT	PCT.	FG/ATT	PCT.	PTS
2017	7	20/20	1.000	6/6	1.000	38
<b>TOTALS</b>	<b>7</b>	<b>20/20</b>	<b>1.000</b>	<b>6/6</b>	<b>1.000</b>	<b>38</b>

### FIELD GOAL BREAKDOWN

YEAR	1-19	20-29	30-39	40-49	50+	LG	BLK
2017	0-0	2-2	2-2	2-2	0-0	45	0
<b>TOTALS</b>	<b>0-0</b>	<b>2-2</b>	<b>2-2</b>	<b>2-2</b>	<b>0-0</b>	<b>45</b>	<b>0</b>





# TOLANDO CLEVELAND

## CORNERBACK

6-0 • 194 • Sr. • 3L  
Powder Springs, Ga.  
(Hillgrove)

7

### 2017 HIGHLIGHTS

- Made return from injury and recorded a tackle in season opener versus Charleston Southern (9/2).
- Tallied his first multi-tackle game of the season with two against No. 11 LSU (9/16).
- Recorded a season-high four tackles against No. 11 Georgia (9/23).
- Grabbed a solo tackle and his first pass break-up of the season against Kentucky (10/21).

### CAREER STATS

YEAR	G/GS	TT	UT	AT	TFL-YDS	SCK-YDS	FF/FR	PBU	INT-YD
2013	12/0	9	7	2	0.5-1	0.0-0	2/1	1	0-0
2014	13/0	29	21	8	2.0-6	0.5-4	0/1	7	2-50
2015	13/10	42	27	15	4.5-22	1.0-5	1/0	3	0-0
2017	7/6	9	2	7	0.0-0	0.0-0	0/0	1	0-0
<b>TOTALS</b>	<b>45/16</b>	<b>89</b>	<b>57</b>	<b>32</b>	<b>7.0-29</b>	<b>1.5-9</b>	<b>3/2</b>	<b>12</b>	<b>2-50</b>

### 2017 GAME-BY-GAME

OPPONENT	TT	UT	AT	TFL-YDS	SCK-YDS	FF/FR	PBU	INT-YD
Charleston Southern*	1	0	1	0.0-0	0.0-0	0/0	0	0-0
at Louisiana Tech*	0	0	0	0.0-0	0.0-0	0/0	0	0-0
LSU*	2	0	2	0.0-0	0.0-0	0/0	0	0-0
at Georgia*	4	0	4	0.0-0	0.0-0	0/0	0	0-0
at Auburn*	0	0	0	0.0-0	0.0-0	0/0	0	0-0
BYU*	1	1	0	0.0-0	0.0-0	0/0	0	0-0
Kentucky	1	1	0	0.0-0	0.0-0	0/0	1	0-0
<b>TOTALS</b>	<b>9</b>	<b>2</b>	<b>7</b>	<b>0.0-0</b>	<b>0.0-0</b>	<b>0/0</b>	<b>1</b>	<b>0-0</b>



# LOGAN COOKE

## PUNTER / KICKER

6-5 • 230 • Sr. • 3L  
Darbun, Miss.  
(Columbia Academy)

43

### RAY GUY AWARD PRESEASON WATCH LIST

### 2017 HIGHLIGHTS

- Booted four punts against Charleston Southern (9/2), pinning CSU inside the 20 twice. Three of his seven kickoffs went for touchbacks.
- Set career-high with nine touchbacks against Louisiana Tech (9/9), racking up a career-best 585 kickoff yards for an average of 65.0 yards per kick.
- Pinned No. 11 LSU (9/16) inside the 20 on two of his three punts, while recording five touchbacks over his eight kick-off attempts.
- Tied his career high with seven punts against No. 11 Georgia (9/23), totaling a career-best 315 yards to average 45.0 yards per punt.
- Connected on three punts of 50 or more yards against BYU (9/14) to bring season total to 10 over the first six games, surpassing his 2016 season total of nine punts of 50+ yards. He averaged a career-best 53.0 yards per punt against the Cougars.

### CAREER PUNTING STATS

YEAR	G	NO.	YARDS	LG	AVG	I20	50+
2014	9	10	414	51	41.4	2	1
2015	13	44	1856	65	42.2	16	12
2016	10	44	1760	68	40.0	22	9
2017	7	27	1230	67	45.6	13	10
<b>TOTALS</b>	<b>39</b>	<b>125</b>	<b>5,260</b>	<b>68</b>	<b>42.1</b>	<b>53</b>	<b>32</b>

### CAREER KICKOFF STATS

YEAR	G	NO.	YARDS	AVG	TB
2014	9	54	3334	61.7	15
2015	13	4	197	49.2	2
2016	10	25	1583	63.3	14
2017	7	43	2761	64.2	24
<b>TOTALS</b>	<b>39</b>	<b>126</b>	<b>7,875</b>	<b>62.5</b>	<b>55</b>



# JAMAL COUCH

WIDE RECEIVER  
6-4 • 227 • So. • 1L  
Phenix City, Ala.  
(Central)

# 17

## 2017 HIGHLIGHTS

- Scored first-career touchdown on an 11-yard reception against Charleston Southern (9/2).
- Tallied his first multi-reception game of the season to rack up a career-high 60 yards against No. 13 Auburn (9/30), including a career-long catch of 32 yards.
- Recorded second-consecutive multi-reception outing with two against BYU (9/14) for a total of 43 yards, including a 32-yard touchdown reception to match career long.

## CAREER RECEIVING STATS

YEAR	G/S	NO.	YDS	AVG.	TD
2016	11/0	8	113	14.1	0
2017	7/0	6	126	21.0	2
<b>TOTALS</b>	<b>18/0</b>	<b>14</b>	<b>239</b>	<b>17.1</b>	<b>2</b>

## 2017 RECEIVING GAME-BY-GAME

OPPONENT	NO.	YDS	AVG.	TD
Charleston Southern	1	11	11.0	1
at Louisiana Tech	0	0	0.0	0
LSU	0	0	0.0	0
at Georgia	0	0	0.0	0
at Auburn	2	60	30.0	0
BYU	2	43	21.5	1
Kentucky	1	12	12.0	0
<b>TOTALS</b>	<b>6</b>	<b>126</b>	<b>21.0</b>	<b>2</b>



# CAMERON DANTZLER

CORNERBACK  
6-2 • 175 • RFr. • RS  
Hammond, La.  
(St. Thomas Aquinas)

# 13

## 2017 HIGHLIGHTS

- Tallied two solo tackles in collegiate debut against Charleston Southern (9/2), including one tackle for loss.
- Recorded a career-high three tackles against No. 11 LSU (9/16), while also tallying the first pass break-up of his career.
- Tied career high with three tackles on the road against No. 11 Georgia (9/23) and No. 13 Auburn (9/30).
- Matched career-high with three tackles against Kentucky (10/21).

## CAREER STATS

YEAR	G/GS	TT	UT	AT	TFL-YDS	SCK-YDS	FF/FR	PBU	INT-YD
2017	7/0	15	9	6	1.0-8	0.0-0	0/0	1	0-0
<b>TOTALS</b>	<b>7/0</b>	<b>15</b>	<b>9</b>	<b>6</b>	<b>1.0-8</b>	<b>0.0-0</b>	<b>0/0</b>	<b>1</b>	<b>0-0</b>

## 2017 GAME-BY-GAME

OPPONENT	TT	UT	AT	TFL-YDS	SCK-YDS	FF/FR	PBU	INT-YD
Charleston Southern	2	0	0	1.0-8	0.0-0	0/0	0	0-0
at Louisiana Tech*	0	0	0	0.0-0	0.0-0	0/0	0	0-0
LSU	3	1	2	0.0-0	0.0-0	0/0	1	0-0
at Georgia	3	3	0	0.0-0	0.0-0	0/0	0	0-0
at Auburn	3	2	1	0.0-0	0.0-0	0/0	0	0-0
BYU	1	0	1	0.0-0	0.0-0	0/0	0	0-0
Kentucky	3	1	2	0.0-0	0.0-0	0/0	0	0-0
<b>TOTALS</b>	<b>15</b>	<b>9</b>	<b>6</b>	<b>1.0-8</b>	<b>0.0-0</b>	<b>0/0</b>	<b>1</b>	<b>0-0</b>



# TUCKER DAY

KICKER/PUNTER  
6-0 • 206 • Fr. • HS  
Brentwood, Tenn.  
(Brentwood)

# 42

## 2017 HIGHLIGHTS

- Connected on a 40-yard field goal in collegiate debut versus Charleston Southern (9/2).
- Booted a 36-yard field goal while tallying a touchback on his lone kick-off attempt at Louisiana Tech (9/9).

## CAREER STATS

YEAR	G	PAT/ATT	PCT.	FG/ATT	PCT.	PTS
2017	2	8/10	.800	2/4	.500	14
<b>TOTALS</b>	<b>2</b>	<b>8/10</b>	<b>.800</b>	<b>2/4</b>	<b>.500</b>	<b>14</b>

## FIELD GOAL BREAKDOWN

YEAR	1-19	20-29	30-39	40-49	50+	LG	BLK
2017	0-0	0-0	1-1	1-2	0-0	0	0
<b>TOTALS</b>	<b>0-0</b>	<b>0-0</b>	<b>1-1</b>	<b>1-2</b>	<b>0-0</b>	<b>0</b>	<b>0</b>

## CAREER KICKOFF STATS

YEAR	G	NO.	YARDS	AVG	TB
2017	2	2	130	65.0	2
<b>TOTALS</b>	<b>2</b>	<b>2</b>	<b>130</b>	<b>65.0</b>	<b>2</b>



# LASHARD DURR

CORNERBACK  
5-11 • 195 • Sr. • 1L  
Gulfport, Miss.  
(Copiah-Lincoln CC)

# 25

## 2017 HIGHLIGHTS

- Made one tackle in start against Charleston Southern (9/2).
- Recorded his second pass break-up of his career in a start against Louisiana Tech (9/9).
- Tallied his first multi-tackle game of the season with two against No. 11 LSU (9/16).

## CAREER STATS

YEAR	G/GS	TT	UT	AT	TFL-YDS	SCK-YDS	FF/FR	PBU	INT-YD
2015	13/7	26	16	10	0.5-1	0.0-0	0/0	1	0-0
2017	7/3	5	3	2	0.0-0	0.0-0	0/0	1	0-0
<b>TOTALS</b>	<b>20/10</b>	<b>31</b>	<b>19</b>	<b>12</b>	<b>0.5-1</b>	<b>0.0-0</b>	<b>0/0</b>	<b>2</b>	<b>0-0</b>

## 2017 GAME-BY-GAME

OPPONENT	TT	UT	AT	TFL-YDS	SCK-YDS	FF/FR	PBU	INT-YD
Charleston Southern*	1	0	1	0.0-0	0.0-0	0/0	0	0-0
at Louisiana Tech*	0	0	0	0.0-0	0.0-0	0/0	1	0-0
LSU	2	2	0	0.0-0	0.0-0	0/0	0	0-0
at Georgia*	1	0	1	0.0-0	0.0-0	0/0	0	0-0
at Auburn	0	0	0	0.0-0	0.0-0	0/0	0	0-0
BYU	1	1	0	0.0-0	0.0-0	0/0	0	0-0
Kentucky	0	0	0	0.0-0	0.0-0	0/0	0	0-0
<b>TOTALS</b>	<b>5</b>	<b>3</b>	<b>2</b>	<b>0.0-0</b>	<b>0.0-0</b>	<b>0/0</b>	<b>1</b>	<b>0-0</b>



# NICK FITZGERALD

## QUARTERBACK

6-5 • 230 • Jr. • 2L  
Richmond Hill, Ga.  
(Richmond Hill)

7

MAXWELL AWARD WATCH LIST  
MANNING AWARD WATCH LIST  
DAVEY O'BRIEN AWARD WATCH LIST  
JOHNNY UNITAS GOLDEN ARM AWARD WATCH LIST  
MAXWELL AWARD NATIONAL PLAYER OF THE WEEK (9/19)  
DAVEY O'BRIEN QUARTERBACK OF THE WEEK (9/19)  
MANNING AWARD "STAR OF THE WEEK" (9/18)  
SEC OFFENSIVE PLAYER OF THE WEEK (9/18)  
PRESEASON ALL-SEC SECOND TEAM

### 2017 HIGHLIGHTS:

- Recorded a total of 280 offensive yards against Charleston Southern (9/2) while was responsible for one rushing and two passing touchdowns.
- Accounted for five TDs and 235 yards of total offense against LA Tech (9/9). Tied the MSU quarterback record for 100-yard rushing games with his ninth after racking up 111 yards on the ground.
- Tallied a total of four touchdowns while racking up 268 yards against No. 11 LSU (9/16). Was the first to score multiple rushing TDs against the Tiger defense this season. His two passing TDs were also the first passing scores allowed by LSU this season.
- Racked up four touchdowns (two rushing/two passing) and a total of 344 offensive yards against BYU (9/14) to become the second player in MSU history and the first since Dak Prescott to rush for 25 career TDs and pass for 25 career TDs.
- Tallied 103 yards rushing against the Cougars to tally his 10th career game of 100+ rushing yards to set a new MSU quarterback record. The previous record of nine was held by Dak Prescott.
- Accounted for 270 yards of total offense and three touchdowns against Kentucky (10/21). Went 18-of-26 in the air for a career-best .692 completion percentage. Rushed for 115 total yards for his 11th career game of 100 or more yards rushing and became the sixth quarterback in SEC history to go over 2,000 yards rushing in a career.

### CAREER PASSING STATS

YEAR	G/GS	CMP	ATT	TD	PCT	YDS	INT
2015	8/0	11	14	3	.786	235	0
2016	13/13	196	361	21	.543	2423	10
2017	7/7	107	188	11	.569	1179	7
<b>TOTALS</b>	<b>28/20</b>	<b>314</b>	<b>563</b>	<b>35</b>	<b>.558</b>	<b>3,837</b>	<b>17</b>

### CAREER RUSHING STATS

YEAR	G/GS	NO.	YDS	AVG.	TD
2015	8/0	23	127	5.5	3
2016	13/13	195	1375	7.1	16
2017	7/7	81	561	6.9	9
<b>TOTALS</b>	<b>28/20</b>	<b>299</b>	<b>2,063</b>	<b>6.9</b>	<b>28</b>

### CAREER TOTAL OFFENSE

YEAR	G/GS	RUSH	PASS	TOTAL	AVG./G
2015	8/0	127	235	362	45.4
2016	13/13	1375	2423	3798	292.2
2017	7/7	561	1179	1740	248.6
<b>TOTALS</b>	<b>28/20</b>	<b>2,063</b>	<b>3,837</b>	<b>5,900</b>	<b>210.7</b>

### 2017 GAME-BY-GAME

OPPONENT	CMP	ATT	INT	PCT	YDS	TD	RSH	YDS	TD
Charleston Southern*	16	29	0	.552	239	2	7	41	1
at Louisiana Tech*	12	18	1	.667	124	3	10	111	2
LSU*	15	23	0	.652	180	2	14	88	2
at Georgia*	14	29	2	.483	83	0	10	47	0
at Auburn*	13	33	2	.394	157	1	13	56	0
BYU*	19	30	2	.633	241	2	15	103	2
Kentucky*	18	26	0	.692	155	1	12	115	2
<b>TOTALS</b>	<b>107</b>	<b>188</b>	<b>7</b>	<b>.569</b>	<b>1,179</b>	<b>11</b>	<b>81</b>	<b>561</b>	<b>9</b>



# WILLIE GAY JR.

## LINEBACKER

6-2 • 230 • Fr. • HS  
Starkville, Miss.  
(Starkville)

6

### 2017 HIGHLIGHTS

- Made collegiate debut against Charleston Southern (9/2), recording two tackles.
- Grabbed a career-best four tackles against No. 11 Georgia (9/23).

### CAREER STATS

YEAR	G/GS	TT	UT	AT	TFL-YDS	SCK-YDS	FF/FR	PBU	INT-YD
2017	7/0	10	3	7	1.0-3	0.0-0	0/0	0	0-0
<b>TOTALS</b>	<b>7/0</b>	<b>10</b>	<b>3</b>	<b>7</b>	<b>1.0-3</b>	<b>0.0-0</b>	<b>0/0</b>	<b>0</b>	<b>0-0</b>

### 2017 GAME-BY-GAME

OPPONENT	TT	UT	AT	TFL-YDS	SCK-YDS	FF/FR	PBU	INT-YD
Charleston Southern	2	1	1	1.0-3	0.0-0	0/0	0	0-0
at Louisiana Tech	1	1	0	0.0-0	0.0-0	0/0	0	0-0
LSU	0	0	0	0.0-0	0.0-0	0/0	0	0-0
at Georgia	4	1	3	0.0-0	0.0-0	0/0	0	0-0
at Auburn	3	0	3	0.0-0	0.0-0	0/0	0	0-0
BYU	0	0	0	0.0-0	0.0-0	0/0	0	0-0
Kentucky	0	0	0	0.0-0	0.0-0	0/0	0	0-0
<b>TOTALS</b>	<b>10</b>	<b>3</b>	<b>7</b>	<b>1.0-3</b>	<b>0.0-0</b>	<b>0/0</b>	<b>0</b>	<b>0-0</b>



# NICK GIBSON

RUNNING BACK

5-11 • 211 • So. • 1L

Birmingham, Ala.

(Pinson Valley)

21



# DONALD GRAY

WIDE RECEIVER

5-10 • 200 • Sr. • 2L

Memphis, Tenn.

(Copiah-Lincoln CC)

6

## 2017 HIGHLIGHTS

- Rushed for 41 yards on six attempts versus Charleston Southern (9/2), while reeling in his first-career reception.
- With 23 yards against No. 11 LSU (9/16), surpassed his career-high for a season with 79 yards rushing through the first three games of the season.
- Turned in a career-best performance with 52 yards against No. 11 Georgia (9/23), including a career-long rush of 39 yards.

## CAREER RUSHING STATS

YEAR	G/GS	NO.	YDS	AVG.	TD
2016	3/0	0	0	0.0	0
2017	7/0	31	185	8.8	0
<b>TOTALS</b>	<b>10/0</b>	<b>40</b>	<b>242</b>	<b>6.1</b>	<b>0</b>

## CAREER RECEIVING STATS

YEAR	G/S	NO.	YDS	AVG.	TD
2016	3/0	0	0	0.0	0
2017	7/0	1	4	4.0	0
<b>TOTALS</b>	<b>10/0</b>	<b>1</b>	<b>4</b>	<b>4.0</b>	<b>0</b>

## 2017 RUSHING GAME-BY-GAME

OPPONENT	NO.	YDS	AVG.	TD
Charleston Southern	6	41	6.8	0
at Louisiana Tech	5	15	3.0	0
LSU	3	23	7.7	0
at Georgia	5	52	10.4	0
at Auburn	5	22	4.4	0
BYU	3	23	7.7	0
Kentucky	4	9	2.3	0
<b>TOTALS</b>	<b>31</b>	<b>185</b>	<b>8.8</b>	<b>0</b>

## 2017 RECEIVING GAME-BY-GAME

YEAR	NO.	YDS	AVG.	TD
Charleston Southern	1	4	4.0	0
at Louisiana Tech	0	0	0.0	0
LSU	0	0	0.0	0
at Georgia	0	0	0.0	0
at Auburn	0	0	0.0	0
BYU	0	0	0.0	0
Kentucky	0	0	0.0	0
<b>TOTALS</b>	<b>1</b>	<b>4</b>	<b>4.0</b>	<b>0</b>

## 2017 HIGHLIGHTS

- Made three receptions for 57 total yards against Charleston Southern (9/2) while also setting a career long with a 52-yard kick return.
- Reeled in a 2-yard reception against Louisiana Tech (9/9) to record his first TD of the season.
- Returned his first punts of the season against No. 11 LSU (9/16) and tallied a career-long return of 35 yards.
- Matched season high with four receptions to total 41 yards against BYU (10/14), including a 9-yard TD reception for his second score of the season.
- Set a season-high with six receptions for 51 yards against Kentucky (10/21). Also returned his second kick of the season for 33 yards. Both kick returns this season have been 30 yards or longer.

## CAREER RECEIVING STATS

YEAR	G/S	NO.	YDS	AVG.	TD
2015	13/0	21	386	18.4	2
2016	13/13	41	709	17.3	5
2017	7/7	23	206	9.0	2
<b>TOTALS</b>	<b>33/20</b>	<b>85</b>	<b>1,301</b>	<b>15.3</b>	<b>9</b>

## CAREER KICK RETURN STATS

YEAR	G/GS	NO.	YDS	AVG.	TD
2015	13/0	1	33	33.0	0
2016	13/13	4	83	20.8	0
2017	7/7	2	85	41.5	0
<b>TOTALS</b>	<b>33/20</b>	<b>7</b>	<b>201</b>	<b>28.7</b>	<b>0</b>

## CAREER PUNT RETURN STATS

YEAR	G/GS	NO.	YDS	AVG.	TD
2015	13/0	1	21	21.0	0
2016	13/13	2	10	5.0	0
2017	7/7	5	56	11.2	0
<b>TOTALS</b>	<b>33/20</b>	<b>8</b>	<b>87</b>	<b>10.9</b>	<b>0</b>

## 2017 RECEIVING GAME-BY-GAME

YEAR	NO.	YDS	AVG.	TD
Charleston Southern*	3	57	19.0	0
at Louisiana Tech*	4	19	4.8	1
LSU*	3	19	6.3	0
at Georgia*	2	13	6.5	0
at Auburn*	1	6	6.0	0
BYU*	4	41	10.3	1
Kentucky*	6	51	8.5	0
<b>TOTALS</b>	<b>23</b>	<b>206</b>	<b>17.5</b>	<b>2</b>





## J.T. GRAY

### SAFETY

6-0 • 202 • Sr. • 3L  
Clarksdale, Miss.  
(Clarksdale)

# 12

### 2017 HIGHLIGHTS

- Tallied six tackles to lead the team against Charleston Southern (9/2), while also forcing his first-career fumble.
- Made first pass break-up of his career while racking up three tackles at Louisiana Tech (9/9).
- Recorded six tackles, including his first TFL of the year, against No. 11 LSU (9/16).
- Racked up six tackles against No. 11 Georgia (9/23) to mark the third time over the first four games he has recorded at least six tackles.
- Set a season high with eight tackles at No. 13 Auburn (9/30).
- Grabbed eight tackles against BYU (10/14) to match season high.

### CAREER STATS

YEAR	G/GS	TT	UT	AT	TFL-YDS	SCK-YDS	FF/FR	PBU	INT-YD
2014	6/0	9	4	5	0.0-0	0.0-0	0/0	0	0-0
2015	13/0	65	27	38	3.5-14	1.5-9	0/0	0	0-0
2016	13/10	71	36	35	8.0-14	1.0-4	0/0	0	0-0
2017	7/6	44	12	32	1.5-2	0.0-0	1/0	3	0-0
<b>TOTALS</b>	<b>39/16</b>	<b>189</b>	<b>79</b>	<b>110</b>	<b>13.0-30</b>	<b>2.5-13</b>	<b>1/0</b>	<b>3</b>	<b>0-0</b>

### 2017 GAME-BY-GAME

OPPONENT	TT	UT	AT	TFL-YDS	SCK-YDS	FF/FR	PBU	INT-YD
Charleston Southern*	6	3	3	0.0-0	0.0-0	1/0	0	0-0
at Louisiana Tech*	3	1	2	0.0-0	0.0-0	0/0	1	0-0
LSU*	6	1	5	1.0-1	0.0-0	0/0	1	0-0
at Georgia*	6	1	5	0.0-0	0.0-0	0/0	0	0-0
at Auburn*	8	2	6	0.5-1	0.0-0	0/0	0	0-0
BYU	8	2	6	0.0-0	0.0-0	0/0	1	0-0
Kentucky*	7	2	5	0.0-0	0.0-0	0/0	0	0-0
<b>TOTALS</b>	<b>44</b>	<b>12</b>	<b>32</b>	<b>1.5-2</b>	<b>0.0-0</b>	<b>0/0</b>	<b>3</b>	<b>0-0</b>



## FARROD GREEN

### TIGHT END

6-3 • 246 • So. • 1L  
Wesson, Miss.

(Wesson Attendance Center)

# 82

### 2017 HIGHLIGHTS

- Totaled a career-high 68 receiving yards against Charleston Southern (9/2) with help of a career-long reception of 62 yards.

### CAREER RECEIVING STATS

YEAR	G/S	NO.	YDS	AVG.	TD
2016	12/8	11	121	11.0	1
2017	7/7	3	90	30.0	0
<b>TOTALS</b>	<b>19/15</b>	<b>14</b>	<b>211</b>	<b>15.1</b>	<b>1</b>

### 2017 RECEIVING GAME-BY-GAME

YEAR	NO.	YDS	AVG.	TD
Charleston Southern*	2	68	34.0	0
at Louisiana Tech*	0	0	0.0	0
LSU*	1	22	22.0	0
at Georgia*	0	0	0.0	0
at Auburn*	0	0	0.0	0
BYU*	0	0	0.0	0
Kentucky*	0	0	0.0	0
<b>TOTALS</b>	<b>3</b>	<b>90</b>	<b>30.0</b>	<b>0</b>





# GERRI GREEN

LINEBACKER

6-4 • 250 • Jr. • 2L  
Greenville, Miss.  
(Greenville Weston)

4

## 2017 HIGHLIGHTS

- Making just his second career start, recorded three tackles against Charleston Southern (9/2).
- Recorded seven tackles at Louisiana Tech (9/9), including a career-high 2.0 TFL off the first sacks of his career. Also forced two fumbles, becoming the first Bulldog since Dez Harris (9/17/2016 at LSU) to force two fumbles in a single game.
- Recovered the first fumble of the season with a second-half scoop at No. 13 Auburn (9/30).
- Totaled two tackles, including a TFL, and first pass breakup of the season against BYU (10/14).
- Tallied his first pick of the season against Kentucky (10/21), returning it 84 yards for his career-first pick six. It was his first interception since Nov. 30, 2015 against NC State in the Belk Bowl and MSU's first pick six since Nov. 26, 2016 against Ole Miss when Cedric Jiles returned an interception 74 yards for a score.

## CAREER STATS

YEAR	G/GS	TT	UT	AT	TFL-YDS	SCK-YDS	FF/FR	PBU	INT-YD
2015	13/1	49	20	29	2.5-9	0.0-0	0/0	1	2-0
2016	13/0	43	18	25	0.5-2	0.0-0	0/1	1	0-0
2017	7/7	21	7	14	4.0-17	2.0-12	2/1	1	1-84
<b>TOTALS</b>	<b>33/8</b>	<b>113</b>	<b>45</b>	<b>68</b>	<b>7.0-28</b>	<b>2.0-12</b>	<b>2/2</b>	<b>3</b>	<b>3-84</b>

## 2017 GAME-BY-GAME

OPPONENT	TT	UT	AT	TFL-YDS	SCK-YDS	FF/FR	PBU	INT-YD
Charleston Southern*	3	2	1	0.0-0	0.0-0	0/0	0	0-0
at Louisiana Tech*	7	2	5	2.0-12	2.0-12	2/0	0	0-0
LSU*	2	0	2	0.0-0	0.0-0	0/0	0	0-0
at Georgia*	4	1	3	0.0-0	0.0-0	0/0	0	0-0
at Auburn*	2	1	1	1.0-4	0.0-0	0/1	0	0-0
BYU*	2	1	1	1.0-1	0.0-0	0/0	1	0-0
Kentucky*	1	0	1	0.0-0	0.0-0	0/0	0	1-84
<b>TOTALS</b>	<b>21</b>	<b>7</b>	<b>14</b>	<b>4.0-17</b>	<b>2.0-12</b>	<b>2/1</b>	<b>1</b>	<b>1-84</b>



# DEZ HARRIS

LINEBACKER

6-4 • 243 • Sr. • 3L  
Bessemer, Ala.  
(McAdory)

11

## 2017 HIGHLIGHTS

- Making his first-career start against Charleston Southern (9/2), grabbed five total tackles.
- Racked up six tackles, including four solo tackles, at Louisiana Tech (9/9), while also recording the first sack of his career.
- Turned in his first double-digit tackle performance with a career-best 12 at No. 11 Georgia (9/23) while forcing a fumble.
- Recorded seven tackles against BYU (10/14) to bring his season total to a career-high 38 in just the first six games of the season.
- Grabbed nine tackles against Kentucky (10/21) to push his career total for tackles over 100. Also added 1.0 sacks for a career-high loss of six yards.

## CAREER STATS

YEAR	G/GS	TT	UT	AT	TFL-YDS	SCK-YDS	FF/FR	PBU	INT-YD
2014	6/0	10	6	4	0.0-0	0.0-0	0/0	0	0-0
2015	7/0	9	3	6	0.0-0	0.0-0	0/0	0	0-0
2016	13/0	37	21	16	2.5-11	0.0-0	2/0	0	0-0
2017	7/7	47	12	35	3.0-9	2.0-8	1/0	0	0-0
<b>TOTALS</b>	<b>33/7</b>	<b>103</b>	<b>42</b>	<b>61</b>	<b>5.5-20</b>	<b>2.0-8</b>	<b>3/0</b>	<b>0</b>	<b>0-0</b>

## 2017 GAME-BY-GAME

OPPONENT	TT	UT	AT	TFL-YDS	SCK-YDS	FF/FR	PBU	INT-YD
Charleston Southern*	5	2	3	1.0-1	0.0-0	0/0	0	0-0
at Louisiana Tech*	6	4	2	1.0-2	1.0-2	0/0	0	0-0
LSU*	6	0	6	0.0-0	0.0-0	0/0	0	0-0
at Georgia*	12	1	11	0.0-0	0.0-0	1/0	0	0-0
at Auburn*	2	1	1	0.0-0	0.0-0	0/0	0	0-0
BYU*	7	3	4	0.0-0	0.0-0	0/0	0	0-0
Kentucky*	9	1	8	1.0-6	1.0-6	0/0	0	0-0
<b>TOTALS</b>	<b>47</b>	<b>12</b>	<b>35</b>	<b>3.0-9</b>	<b>2.0-8</b>	<b>1/0</b>	<b>0</b>	<b>0-0</b>



# GRANT HARRIS

## DEFENSIVE TACKLE

6-3 • 285 • Jr. • SQ

Bolton, Miss.

(Clinton)

# 90

### 2017 HIGHLIGHTS

- Tied career high with two tackles at Louisiana Tech (9/9).
- Lone tackle against No. 11 LSU (9/16) brought his season total to a career-best four.
- Racked up career-tying two tackles on the road against No. 11 Georgia (9/23) and No. 13 Auburn (9/30).

### CAREER STATS

YEAR	G/GS	TT	UT	AT	TFL-YDS	SCK-YDS	FF/FR	PBU	INT-YD
2015	5/0	3	0	3	0.0-0	0.0-0	0/0	0	0-0
2016	6/0	3	0	3	0.0-0	0.0-0	0/0	0	0-0
2017	7/0	9	4	5	0.0-0	0.0-0	0/0	0	0-0
<b>TOTALS</b>	<b>18/0</b>	<b>15</b>	<b>4</b>	<b>11</b>	<b>0.0-0</b>	<b>0.0-0</b>	<b>0/0</b>	<b>0</b>	<b>0-0</b>

### 2017 GAME-BY-GAME

OPPONENT	TT	UT	AT	TFL-YDS	SCK-YDS	FF/FR	PBU	INT-YD
Charleston Southern	1	0	1	0.0-0	0.0-0	0/0	0	0-0
at Louisiana Tech	2	1	1	0.0-0	0.0-0	0/0	0	0-0
LSU	1	0	1	0.0-0	0.0-0	0/0	0	0-0
at Georgia	2	1	1	0.0-0	0.0-0	0/0	0	0-0
at Auburn	2	2	0	0.0-0	0.0-0	0/0	0	0-0
BYU	1	0	1	0.0-0	0.0-0	0/0	0	0-0
Kentucky	0	0	0	0.0-0	0.0-0	0/0	0	0-0
<b>TOTALS</b>	<b>9</b>	<b>4</b>	<b>5</b>	<b>0.0-0</b>	<b>0.0-0</b>	<b>0/0</b>	<b>0</b>	<b>0-0</b>



# KYLIN HILL

## RUNNING BACK

5-11 • 212 • Fr. • HS

Columbus, Miss.

(Columbus)

# 8

### 2017 HIGHLIGHTS

- Made collegiate debut against Charleston Southern (9/2), racking up 62 yards on nine attempts. Carried the ball on four straight plays for a combined 35 yards to open the fourth drive of the game.
- Playing most of the second half at Louisiana Tech (9/9), rushed for 62 yards on 10 attempts while scoring his first collegiate touchdown on a 1-yard rush.
- Reeled in his career-first reception with a 10-yard catch against No. 11 Georgia (9/23) and also rushed for 21 yards on seven carries.

### CAREER RUSHING STATS

YEAR	G/GS	NO.	YDS	AVG.	TD
2017	7/0	45	250	5.6	1
<b>TOTALS</b>	<b>7/0</b>	<b>45</b>	<b>250</b>	<b>5.6</b>	<b>1</b>

### CAREER RECEIVING STATS

YEAR	G/S	NO.	YDS	AVG.	TD
2017	7/0	1	10	10.0	0
<b>TOTALS</b>	<b>7/0</b>	<b>1</b>	<b>10</b>	<b>10.0</b>	<b>0</b>

### 2017 RUSHING GAME-BY-GAME

OPPONENT	NO.	YDS	AVG.	TD
Charleston Southern	9	62	6.9	0
at Louisiana Tech	10	62	6.2	1
LSU	2	11	5.5	0
at Georgia	7	21	3.0	0
at Auburn	8	34	4.3	0
BYU	7	44	6.3	0
Kentucky	2	16	8.0	0
<b>TOTALS</b>	<b>45</b>	<b>250</b>	<b>5.6</b>	<b>1</b>

### 2017 RECEIVING GAME-BY-GAME

YEAR	NO.	YDS	AVG.	TD
Charleston Southern	0	0	0.0	0
at Louisiana Tech	0	0	0.0	0
LSU	0	0	0.0	0
at Georgia	1	10	10.0	0
at Auburn	0	0	0.0	0
BYU	0	0	0.0	0
Kentucky	0	0	0.0	0
<b>TOTALS</b>	<b>1</b>	<b>10</b>	<b>10.0</b>	<b>0</b>



# BRAXTON HOYETT

## DEFENSIVE LINE

6-3 • 303 • Jr. • 1L

Pelham, Ala.

(Pelham)

# 95

### 2017 HIGHLIGHTS

- Made first appearance of the season at Louisiana Tech (9/9).
- In his first-career start, tied career high with two tackles against No. 11 LSU (9/16), while setting a career-best mark with 1.0 TFL.
- Matched career high with two tackles at No. 13 Auburn (9/30).
- Recorded first sack of his career against Kentucky (10/21). Also tallied his first-career interception against the Wildcats, returning it two yards to set up a MSU scoring drive at the UK38.

### CAREER STATS

YEAR	G/GS	TT	UT	AT	TFL-YDS	SCK-YDS	FF/FR	PBU	INT-YD
2015	7/0	4	0	4	0.5-2	0.0-0	0/0	0	0-0
2016	13/0	15	6	9	2.0-4	0.0-0	0/1	0	0-0
2017	6/5	7	3	4	1.5-2	0.5-1	0/0	0	1-2
<b>TOTALS</b>	<b>26/5</b>	<b>26</b>	<b>9</b>	<b>17</b>	<b>4.0-8</b>	<b>0.5-1</b>	<b>0/1</b>	<b>0</b>	<b>1-2</b>

### 2017 GAME-BY-GAME

OPPONENT	TT	UT	AT	TFL-YDS	SCK-YDS	FF/FR	PBU	INT-YD
Charleston Southern				-----DNP-----				
at Louisiana Tech	0	0	0	0.0-0	0.0-0	0/0	0	0-0
LSU*	2	1	1	1.0-1	0.0-0	0/0	0	0-0
at Georgia*	1	0	1	0.0-1	0.0-0	0/0	0	0-0
at Auburn*	2	2	0	0.0-0	0.0-0	0/0	0	0-0
BYU*	1	0	1	0.0-0	0.0-0	0/0	0	0-0
Kentucky*	1	0	1	0.5-1	0.5-1	0/0	0	1-2
<b>TOTALS</b>	<b>7</b>	<b>3</b>	<b>4</b>	<b>1.5-2</b>	<b>0.5-1</b>	<b>0/0</b>	<b>0</b>	<b>1-2</b>



# JESSE JACKSON

## WIDE RECEIVER

6-2 • 210 • Jr. • 2L

Petal, Miss.

(Petal)

# 86

### 2017 HIGHLIGHTS

- Made just his second-career start against No. 11 LSU (9/16), reeling in one reception for eight yards.
- Recorded the first multi-reception game of his career with two for 15 yards against No. 11 Georgia (9/23).
- Turned in his second consecutive multi-reception game with two at No. 13 Auburn (9/30) for a career-high 17 yards.
- Improved his multi-reception game streak to three with two catches for six yards against BYU (10/14).
- Reeled in a season-best three catches for a career-high 24 yards against Kentucky (10/21).

### CAREER RECEIVING STATS

YEAR	G/S	NO.	YDS	AVG.	TD
2015	12/0	0	0	0.0	0
2016	13/1	1	7	7.0	0
2017	7/3	12	99	8.3	0
<b>TOTALS</b>	<b>31/4</b>	<b>13</b>	<b>106</b>	<b>8.2</b>	<b>0</b>

### 2017 RECEIVING GAME-BY-GAME

YEAR	NO.	YDS	AVG.	TD
Charleston Southern	1	15	15.0	0
at Louisiana Tech	1	14	14.0	0
LSU*	1	8	8.0	0
at Georgia*	2	15	7.5	0
at Auburn*	2	17	8.5	0
BYU	2	6	3.0	0
Kentucky	3	24	8.0	0
<b>TOTALS</b>	<b>12</b>	<b>99</b>	<b>8.3</b>	<b>0</b>



# JUSTIN JOHNSON

## TIGHT END

6-3 • 247 • Jr. • 2L

Birmingham, Ala.

(Hoover)

# 81

### 2017 HIGHLIGHTS

- Caught a career-high three passes for nine yards at No. 13 Auburn (9/30), including a 5-yard TD reception. It was his first score since Sept. 5, 2015 against Southern Miss.

### CAREER RECEIVING STATS

YEAR	G/S	NO.	YDS	AVG.	TD
2015	11/0	5	41	8.2	1
2016	13/2	5	34	6.8	0
2017	7/0	4	14	3.5	1
<b>TOTALS</b>	<b>31/2</b>	<b>14</b>	<b>89</b>	<b>6.4</b>	<b>2</b>

### 2017 RECEIVING GAME-BY-GAME

YEAR	NO.	YDS	AVG.	TD
Charleston Southern	0	0	0.0	0
at Louisiana Tech	1	5	5.0	0
LSU	0	0	0.0	0
at Georgia	0	0	0.0	0
at Auburn	3	9	3.0	1
BYU	0	0	0.0	0
Kentucky	0	0	0.0	0
<b>TOTALS</b>	<b>4</b>	<b>14</b>	<b>3.5</b>	<b>1</b>



## KENDELL JONES

DEFENSIVE LINE  
6-4 • 281 • So. • SQ  
Pinson, Ala.  
(Clay-Chalkville)

# 92

### 2017 HIGHLIGHTS

- Playing in his second-career game against Charleston Southern (9/2), recorded two tackles - the firsts of his career.

### CAREER STATS

YEAR	G/GS	TT	UT	AT	TFL-YDS	SCK-YDS	FF/FR	PBU	INT-YD
2016	1/0	0	0	0	0.0-0	0.0-0	0/0	0	0-0
2017	4/0	3	0	3	0.5-2	0.0-0	0/0	0	0-0
<b>TOTALS</b>	<b>5/0</b>	<b>3</b>	<b>0</b>	<b>3</b>	<b>0.5-2</b>	<b>0.0-0</b>	<b>0/0</b>	<b>0</b>	<b>0-0</b>

### 2017 GAME-BY-GAME

OPPONENT	TT	UT	AT	TFL-YDS	SCK-YDS	FF/FR	PBU	INT-YD
Charleston Southern	2	0	2	0.5-2	0.0-0	0/0	0	0-0
at Louisiana Tech	1	0	1	0.0-0	0.0-0	0/0	0	0-0
LSU				-----DNP-----				
at Georgia				-----DNP-----				
at Auburn	0	0	0	0.0-0	0.0-0	0/0	0	0-0
BYU				-----DNP-----				
Kentucky	0	0	0	0.0	0.0	0/0	0	0-0
<b>TOTALS</b>	<b>3</b>	<b>0</b>	<b>3</b>	<b>0.5-2</b>	<b>0.0-0</b>	<b>0/0</b>	<b>0</b>	<b>0-0</b>



## KOBE JONES

DEFENSIVE END  
6-4 • 275 • RFr. • RS  
Starkville, Miss.  
(Starkville)

# 52

### 2017 HIGHLIGHTS

- Making his collegiate debut against Charleston Southern (9/2), tied for the team lead with six total tackles, including 2.5 tackles for loss, while forcing a fumble. The TFL total led all SEC freshman over Week One.

### CAREER STATS

YEAR	G/GS	TT	UT	AT	TFL-YDS	SCK-YDS	FF/FR	PBU	INT-YD
2017	7/0	16	6	10	3.5-6	0.0-0	1/0	0	0-0
<b>TOTALS</b>	<b>7/0</b>	<b>16</b>	<b>6</b>	<b>10</b>	<b>3.5-6</b>	<b>0.0-0</b>	<b>1/0</b>	<b>0</b>	<b>0-0</b>

### 2017 GAME-BY-GAME

OPPONENT	TT	UT	AT	TFL-YDS	SCK-YDS	FF/FR	PBU	INT-YD
Charleston Southern	6	3	3	2.5-5	0.0-0	1/0	0	0-0
at Louisiana Tech	2	1	1	0.0-0	0.0-0	0/0	0	0-0
LSU	0	0	0	0.0-0	0.0-0	0/0	0	0-0
at Georgia	3	0	3	0.0-0	0.0-0	0/0	0	0-0
at Auburn	3	2	1	1.0-1	0.0-0	0/0	0	0-0
BYU	1	0	1	0.0-0	0.0-0	0/0	0	0-0
Kentucky	1	0	1	0.0-0	0.0-0	0/0	0	0-0
<b>TOTALS</b>	<b>16</b>	<b>6</b>	<b>10</b>	<b>3.5-6</b>	<b>0.0-0</b>	<b>1/0</b>	<b>0</b>	<b>0-0</b>



## TRAVER JUNG

LINEBACKER  
6-4 • 226 • Sr. • 1L  
Greenville, Miss.  
(Holmes)

# 3

### 2017 HIGHLIGHTS

- Returned from injury and recorded a tackle against BYU (10/14).

### CAREER STATS

YEAR	G/GS	TT	UT	AT	TFL-YDS	SCK-YDS	FF/FR	PBU	INT-YD
2016	13/2	25	18	7	3.0-8	2.5-5	1/1	5	0-0
2017	5/0	6	2	4	1.0-2	0.0-0	0/0	0	0-0
<b>TOTALS</b>	<b>18/2</b>	<b>31</b>	<b>20</b>	<b>11</b>	<b>4.0-10</b>	<b>2.5-5</b>	<b>1/1</b>	<b>5</b>	<b>0-0</b>

### 2017 GAME-BY-GAME

OPPONENT	TT	UT	AT	TFL-YDS	SCK-YDS	FF/FR	PBU	INT-YD
Charleston Southern	3	2	1	1.0-2	0.0-0	0/0	0	0-0
at Louisiana Tech	1	0	1	0.0-0	0.0-0	0/0	0	0-0
LSU	1	0	1	0.0-0	0.0-0	0/0	0	0-0
at Georgia				-----DNP-----				
at Auburn				-----DNP-----				
BYU	1	0	1	0.0-0	0.0-0	0/0	0	0-0
Kentucky	0	0	0	0.0-0	0.0-0	0/0	0	0-0
<b>TOTALS</b>	<b>6</b>	<b>2</b>	<b>4</b>	<b>1.0-2</b>	<b>0.0-0</b>	<b>0/0</b>	<b>0</b>	<b>0-0</b>



## DONTAVIAN LEE

RUNNING BACK  
6-1 • 235 • Jr. • 2L  
Hattiesburg, Miss.  
(Forrest County Agricultural)

# 28

### 2017 HIGHLIGHTS

- Scored first collegiate touchdown on a 1-yard rush against Charleston Southern (9/2).

### CAREER RUSHING STATS

YEAR	G/GS	NO.	YDS	AVG.	TD
2015	10/0	22	137	6.2	0
2016	13/0	7	27	3.9	0
2017	7/0	14	55	3.9	1
<b>TOTALS</b>	<b>30/0</b>	<b>43</b>	<b>219</b>	<b>5.1</b>	<b>1</b>

### 2017 RUSHING GAME-BY-GAME

OPPONENT	NO.	YDS	AVG.	TD
Charleston Southern	2	4	2.0	1
at Louisiana Tech	2	15	7.5	0
LSU	3	7	2.3	0
at Georgia	1	7	7.0	0
at Auburn	0	0	0.0	0
BYU	3	12	4.0	0
Kentucky	3	10	3.3	0
<b>TOTALS</b>	<b>14</b>	<b>55</b>	<b>3.9</b>	<b>1</b>



# LEO LEWIS

**LINEBACKER**  
6-2 • 235 • So. • 1L  
Brookhaven, Miss.  
(Brookhaven)

# 10

## 2017 HIGHLIGHTS

- Recorded a season-best eight tackles against No. 11 LSU (9/16), while forcing his first career fumble.
- Grabbed three tackles against BYU (10/14) to push his career total to 100 as a Bulldog.

## CAREER STATS

YEAR	G/GS	TT	UT	AT	TFL-YDS	SCK-YDS	FF/FR	PBU	INT-YD
2016	13/13	79	35	44	4.5-9	1.0-2	0/0	1	0-0
2017	7/6	24	5	19	0.5-6	0.5-6	1/0	1	0-0
<b>TOTALS</b>	<b>20/19</b>	<b>103</b>	<b>40</b>	<b>63</b>	<b>5.0-15</b>	<b>1.5-8</b>	<b>1/0</b>	<b>2</b>	<b>0-0</b>

## 2017 GAME-BY-GAME

OPPONENT	TT	UT	AT	TFL-YDS	SCK-YDS	FF/FR	PBU	INT-YD
Charleston Southern*	1	0	1	0.0-0	0.0-0	0/0	0	0-0
at Louisiana Tech	3	1	2	0.5-6	0.5-6	0/0	0	0-0
LSU*	8	1	7	0.0-0	0.0-0	1/0	1	0-0
at Georgia*	3	0	3	0.0-0	0.0-0	0/0	0	0-0
at Auburn*	3	1	2	0.0-0	0.0-0	0/0	0	0-0
BYU*	3	1	2	0.0-0	0.0-0	0/0	0	0-0
Kentucky*	3	1	2	0.0-0	0.0-0	0/0	0	0-0
<b>TOTALS</b>	<b>24</b>	<b>5</b>	<b>19</b>	<b>0.5-6</b>	<b>0.5-6</b>	<b>1/0</b>	<b>1</b>	<b>0-0</b>



# MARK MCLAURIN

**SAFETY**  
6-2 • 215 • Jr. • 2L  
Collins, Miss.  
(Collins)

# 41

## 2017 HIGHLIGHTS

- Tied career-high with 10 tackles at LA Tech (9/9) while also reeling in the first MSU interception of the season, which he returned for a career-long 32 yards.
- Led the team with nine tackles against No. 11 LSU (9/16).
- Recorded three tackles, including his first TFL of the season, at No. 13 Auburn (9/30).
- Led MSU against Kentucky (10/21) with a career-high 11 tackles, while also forcing his first career fumble. Also set a career-high with two pass break-ups against the Wildcats.

## CAREER STATS

YEAR	G/GS	TT	UT	AT	TFL-YDS	SCK-YDS	FF/FR	PBU	INT-YD
2015	12/0	20	10	10	0.0-0	0.0-0	0/0	3	0-0
2016	13/6	51	28	23	2.0-5	1.0-4	0/2	5	2-27
2017	7/7	42	17	25	0.5-0	0.0-0	1/0	4	1-32
<b>TOTALS</b>	<b>32/13</b>	<b>113</b>	<b>55</b>	<b>58</b>	<b>2.5-5</b>	<b>1.0-4</b>	<b>1/2</b>	<b>12</b>	<b>3-59</b>

## 2017 GAME-BY-GAME

OPPONENT	TT	UT	AT	TFL-YDS	SCK-YDS	FF/FR	PBU	INT-YD
Charleston Southern*	0	0	0	0.0-0	0.0-0	0/0	1	0-0
at Louisiana Tech*	10	6	4	0.0-0	0.0-0	0/0	1	1-32
LSU*	9	4	5	0.0-0	0.0-0	0/0	0	0-0
at Georgia*	6	2	4	0.0-0	0.0-0	0/0	0	0-0
at Auburn*	3	1	2	0.5-0	0.0-0	0/0	0	0-0
BYU*	3	0	3	0.0-0	0.0-0	0/0	0	0-0
Kentucky*	11	4	7	0.0-0	0.0-0	1/0	2	0-0
<b>TOTALS</b>	<b>42</b>	<b>17</b>	<b>25</b>	<b>0.5-0</b>	<b>0.0-0</b>	<b>1/0</b>	<b>4</b>	<b>1-32</b>





## KEITH MIXON

WIDE RECEIVER  
5-8 • 187 • So. • 1L  
Birmingham, Ala.  
(Shades Valley School)

# 23

### 2017 HIGHLIGHTS

- In just his second career start, made a 15-yard reception against Charleston Southern (9/2).
- Saw first special teams action of the season at Louisiana Tech (9/9) with three kick returns to rack up a total of 42 return yards.
- Reeled in a career-high six receptions for a career-best 97 yards against No. 11 LSU (9/16).
- Tallied his first rush of the season for 11 yards at No. 11 Georgia (9/23) while also reeling in three catches for 12 yards.
- Lone reception against No. 13 Auburnx (9/30) was a career long of 45 yards.
- Tallied season-long kick return of 25 yards against BYU (10/14) while also recording five catches for 69 yards.

### CAREER RECEIVING STATS

YEAR	G/GS	NO.	YDS	AVG.	TD
2016	13/1	19	228	12.0	2
2017	6/6	16	238	14.9	1
<b>TOTALS</b>	<b>19/7</b>	<b>35</b>	<b>466</b>	<b>13.3</b>	<b>3</b>

### CAREER RUSHING STATS

YEAR	G/GS	NO.	YDS	AVG.	TD
2016	13/1	25	106	4.2	0
2017	6/6	2	13	6.5	0
<b>TOTALS</b>	<b>19/7</b>	<b>27</b>	<b>119</b>	<b>4.4</b>	<b>0</b>

### CAREER KICK RETURN STATS

YEAR	G/GS	NO.	YDS	AVG.	TD
2016	13/1	11	277	25.2	0
2017	6/6	5	89	17.8	0
<b>TOTALS</b>	<b>19/7</b>	<b>16</b>	<b>366</b>	<b>22.9</b>	<b>0</b>

### 2017 RECEIVING GAME-BY-GAME

OPPONENT	NO.	YDS	AVG.	TD
Charleston Southern*	1	15	15.0	0
at Louisiana Tech*	0	0	0.0	0
LSU*	6	97	16.2	1
at Georgia*	3	12	4.0	0
at Auburn*	1	45	45.0	0
BYU*	5	69	13.8	0
<b>TOTALS</b>	<b>16</b>	<b>238</b>	<b>14.9</b>	<b>1</b>

### 2017 RUSHING GAME-BY-GAME

OPPONENT	NO.	YDS	AVG.	TD
Charleston Southern*	0	0	0.0	0
at Louisiana Tech*	0	0	0.0	0
LSU*	0	0	0.0	0
at Georgia*	1	11	11.0	0
at Auburn*	1	2	2.0	0
BYU*	0	0	0.0	0
<b>TOTALS</b>	<b>2</b>	<b>13</b>	<b>6.5</b>	<b>0</b>

### 2017 KICK RETURN GAME-BY-GAME

OPPONENT	NO.	YDS	AVG.	TD
Charleston Southern*	0	0	0.0	0
at Louisiana Tech*	3	42	14.0	0
LSU*	0	0	0.0	0
at Georgia*	0	0	0.0	0
at Auburn*	1	22	22.0	0
BYU*	1	25	25.0	0
Kentucky	---	---	---	---
<b>TOTALS</b>	<b>5</b>	<b>89</b>	<b>17.8</b>	<b>0</b>



## C.J. MORGAN

SAFETY  
6-0 • 202 • Fr. • RS  
Bossier City, La.  
(Parkway)

# 29

### 2017 HIGHLIGHTS

- Made collegiate debut against Charleston Southern (9/2), recording two tackles
- Racked up a career-high three tackles at La Tech (9/9).

### CAREER STATS

YEAR	G/GS	TT	UT	AT	TFL-YDS	SCK-YDS	FF/FR	PBU	INT-YD
2017	7/0	5	4	1	0.0-0	0.0-0	0/0	0	0-0
<b>TOTALS</b>	<b>7/0</b>	<b>5</b>	<b>4</b>	<b>1</b>	<b>0.0-0</b>	<b>0.0-0</b>	<b>0/0</b>	<b>0</b>	<b>0-0</b>

### 2017 GAME-BY-GAME

OPPONENT	TT	UT	AT	TFL-YDS	SCK-YDS	FF/FR	PBU	INT-YD
Charleston Southern	2	1	1	0.0-0	0.0-0	0/0	0	0-0
at Louisiana Tech	3	3	0	0.0-0	0.0-0	0/0	0	0-0
LSU	0	0	0	0.0-0	0.0-0	0/0	0	0-0
at Georgia	0	0	0	0.0-0	0.0-0	0/0	0	0-0
at Auburn	0	0	0	0.0-0	0.0-0	0/0	0	0-0
BYU	0	0	0	0.0-0	0.0-0	0/0	0	0-0
Kentucky	0	0	0	0.0-0	0.0-0	0/0	0	0-0
<b>TOTALS</b>	<b>5</b>	<b>4</b>	<b>1</b>	<b>0.0-0</b>	<b>0.0-0</b>	<b>0/0</b>	<b>0</b>	<b>0-0</b>



## ALEC MURPHY

RUNNING BACK  
6-0 • 230 • So. • SQ  
Nixa, Mo.  
(Nixa)

# 26

### 2017 HIGHLIGHTS

- Racked up the first rushing yardage of his career with nine off two attempts against Charleston Southern (9/2).

### CAREER RUSHING STATS

YEAR	G/GS	NO.	YDS	AVG.	TD
2016	4/0	0	0	0.0	0
2017	6/0	2	9	4.5	0
<b>TOTALS</b>	<b>10/0</b>	<b>2</b>	<b>9</b>	<b>4.5</b>	<b>0</b>

### 2017 RUSHING GAME-BY-GAME

OPPONENT	NO.	YDS	AVG.	TD
Charleston Southern	2	9	4.5	0
at Louisiana Tech	0	0	0.0	0
LSU	---	---	---	---
at Georgia	0	0	0.0	0
at Auburn	0	0	0.0	0
BYU	0	0	0.0	0
Kentucky	0	0	0.0	0
<b>TOTALS</b>	<b>2</b>	<b>9</b>	<b>4.5</b>	<b>0</b>



## GABE MYLES

WIDE RECEIVER  
6-0 • 195 • Sr. • 3L  
Starkville, Miss.  
(Starkville)

# 5

### WUERFFEL AWARD WATCH LIST

#### 2017 HIGHLIGHTS

- Against Charleston Southern (9/2), caught first touchdown reception since Sept. 9, 2015 against Auburn.
- Lone catch at Louisiana Tech (9/9) was a 21-yard TD reception, marking the first time since 2015 (Northwestern State [9/19] and Auburn [9/26]) that Myles has scored in back-to-back games.
- Missed LSU, Georgia and Auburn games due to a foot injury.
- Returned from injury against BYU (10/14) to record one catch for 20 yards.
- In just his second game returning from injury, reeled in a season-best four passes for a season-high 30 yards against Kentucky (10/21).

#### CAREER RECEIVING STATS

YEAR	G/S	NO.	YDS	AVG.	TD
2014	13/3	22	178	8.1	0
2015	10/0	12	175	14.6	2
2016	13/4	8	63	7.9	0
2017	4/4	9	90	10.0	2
<b>TOTALS</b>	<b>40/11</b>	<b>51</b>	<b>506</b>	<b>19.9</b>	<b>4</b>

#### CAREER PUNT RETURN STATS

YEAR	G/S	NO.	YDS	AVG.	TD
2014	13/3	0	0	0.0	0
2015	10/0	0	0	0.0	0
2016	13/4	0	0	0.0	0
2017	4/4	5	18	3.6	0
<b>TOTALS</b>	<b>40/11</b>	<b>5</b>	<b>18</b>	<b>3.6</b>	<b>0</b>

#### 2017 RECEIVING GAME-BY-GAME

YEAR	NO.	YDS	AVG.	TD
Charleston Southern*	3	19	6.3	1
at Louisiana Tech*	1	21	21.0	1
LSU	-----DNP-----			
at Georgia	-----DNP-----			
at Auburn	-----DNP-----			
BYU*	1	20	20.0	0
Kentucky*	4	30	7.5	0
<b>TOTALS</b>	<b>9</b>	<b>90</b>	<b>10.0</b>	<b>2</b>



## JAMAL PETERS

CORNERBACK  
6-2 • 218 • Jr. • 2L  
Bassfield, Miss.  
(Bassfield)

# 2

#### 2017 HIGHLIGHTS

- Set a season-high with three tackles against No. 11 LSU (9/16).
- Matched season-high with three tackles and recovered his career-first fumble against No. 11 Georgia (9/23).
- Made first start of the season against Kentucky (10/21), grabbing two tackles.

#### CAREER STATS

YEAR	G/GS	TT	UT	AT	TFL-YDS	SCK-YDS	FF/FR	PBU	INT-YD
2015	12/2	25	12	13	1.5-7	1.0-5	0/0	2	0-0
2016	12/2	18	12	6	1.0-2	0-0	2/0	2	2-0
2017	7/1	13	5	8	0.0-0	0.0-0	0/1	0	0-0
<b>TOTALS</b>	<b>31/5</b>	<b>36</b>	<b>29</b>	<b>27</b>	<b>2.5-9</b>	<b>1.0-5</b>	<b>2/1</b>	<b>4</b>	<b>2-0</b>

#### 2017 GAME-BY-GAME

OPPONENT	TT	UT	AT	TFL-YDS	SCK-YDS	FF/FR	PBU	INT-YD
Charleston Southern	1	1	0	0.0-0	0.0-0	0/0	0	0-0
at Louisiana Tech	1	0	1	0.0-0	0.0-0	0/0	0	0-0
LSU	3	0	3	0.0-0	0.0-0	0/0	0	0-0
at Georgia	3	1	2	0.0-0	0.0-0	0/1	0	0-0
at Auburn	2	2	0	0.0-0	0.0-0	0/0	0	0-0
BYU	1	0	1	0.0-0	0.0-0	0/0	0	0-0
Kentucky*	2	1	1	0.0-0	0.0-0	0/0	0	0-0
<b>TOTALS</b>	<b>13</b>	<b>5</b>	<b>8</b>	<b>0.0-0</b>	<b>0.0-0</b>	<b>0/1</b>	<b>0</b>	<b>0-0</b>



## JOSIAH PHILLIPS

LINEBACKER  
6-4 • 241 • Jr. • SQ  
Starkville, Miss.  
(Home School)

# 45

#### 2017 HIGHLIGHTS

- Recorded a tackle against Charleston Southern (9/2).

#### CAREER STATS

YEAR	G/GS	TT	UT	AT	TFL-YDS	SCK-YDS	FF/FR	PBU	INT-YD
2015	1/0	1	0	1	0.0-0	0.0-0	0/0	0	0-0
2016	13/0	2	1	1	0.0-0	0.0-0	0/0	0	0-0
2017	7/0	1	0	1	0.0-0	0.0-0	0/0	0	0-0
<b>TOTALS</b>	<b>21/0</b>	<b>4</b>	<b>1</b>	<b>3</b>	<b>0.0-0</b>	<b>0.0-0</b>	<b>0/0</b>	<b>0</b>	<b>0-0</b>

#### 2017 GAME-BY-GAME

OPPONENT	TT	UT	AT	TFL-YDS	SCK-YDS	FF/FR	PBU	INT-YD
Charleston Southern	1	0	1	0.0-0	0.0-0	0/0	0	0-0
at Louisiana Tech	0	0	0	0.0-0	0.0-0	0/0	0	0-0
LSU	0	0	0	0.0-0	0.0-0	0/0	0	0-0
at Georgia	0	0	0	0.0-0	0.0-0	0/0	0	0-0
at Auburn	0	0	0	0.0-0	0.0-0	0/0	0	0-0
BYU	0	0	0	0.0-0	0.0-0	0/0	0	0-0
Kentucky	0	0	0	0.0-0	0.0-0	0/0	0	0-0
<b>TOTALS</b>	<b>1</b>	<b>0</b>	<b>1</b>	<b>0.0-0</b>	<b>0.0-0</b>	<b>0/0</b>	<b>0</b>	<b>0-0</b>



# CHRIS RAYFORD

CORNERBACK

6-0 • 202 • Jr. • 2L

Byhalia, Miss.  
(Byhalia)

24

## 2017 HIGHLIGHTS

- Made first start of the season against No. 11 LSU (9/16).
- Turned in first multi-tackle performance of the season at No. 13 Auburn (9/30), while recording the first TFL of his career.

## CAREER STATS

YEAR	G/GS	TT	UT	AT	TFL-YDS	SCK-YDS	FF/FR	PBU	INT-YD
2015	13/0	5	3	2	0.0-0	0.0-0	0/0	0	0-0
2016	13/3	23	16	7	0.0-0	0.0-0	0/0	0	0-0
2017	7/4	6	3	3	1.0-2	0.0-0	0/0	0	0-0
<b>TOTALS</b>	<b>32/7</b>	<b>34</b>	<b>22</b>	<b>12</b>	<b>1.0-2</b>	<b>0.0-0</b>	<b>0/0</b>	<b>0</b>	<b>0-0</b>

## 2017 GAME-BY-GAME

OPPONENT	TT	UT	AT	TFL-YDS	SCK-YDS	FF/FR	PBU	INT-YD
Charleston Southern	0	0	0	0.0-0	0.0-0	0/0	0	0-0
at Louisiana Tech	1	0	1	0.0-0	0.0-0	0/0	0	0-0
LSU*	0	0	0	0.0-0	0.0-0	0/0	0	0-0
at Georgia	1	1	0	0.0-0	0.0-0	0/0	0	0-0
at Auburn*	2	2	0	1.0-2	0.0-0	0/0	0	0-0
BYU*	1	0	1	0.0-0	0.0-0	0/0	0	0-0
Kentucky*	1	0	1	0.0-0	0.0-0	0/0	0	0-0
<b>TOTALS</b>	<b>6</b>	<b>3</b>	<b>3</b>	<b>1.0-2</b>	<b>0.0-0</b>	<b>0/0</b>	<b>0</b>	<b>0-0</b>



# KODY SCHEXNAYDER

PUNTER

5-10 • 203 • So. • 1L

River Ridge, La.  
(John Curtis)

27

## 2017 HIGHLIGHTS

- Serves as the back-up punter.
- Booted a 28-yard punt against Charleston Southern (9/2).

## CAREER PUNTING STATS

YEAR	G	NO.	YARDS	LG	AVG	120	50+
2016	4	18	665	52	36.9	4	2
2017	1	1	28	28	28.0	0	0
<b>TOTALS</b>	<b>5</b>	<b>19</b>	<b>693</b>	<b>52</b>	<b>36.5</b>	<b>4</b>	<b>2</b>



# JEFFERY SIMMONS

DEFENSIVE TACKLE

6-4 • 301 • So. • 1L

Macon, Miss.  
(Noxubee)

94

## BEDNARIK AWARD WATCH LIST

SEC DEFENSIVE LINEMAN OF THE WEEK (9/11)

SEC DEFENSIVE LINEMAN OF THE WEEK (9/18)

## 2017 HIGHLIGHTS

- Tallied five tackles, including his first career sack, in start against Charleston Southern (9/2).
- Scored two TDs at LA Tech (9/9) to become the first defensive player to record two scores in a game since Johnathan Banks against Florida (10/24/09). Simmons scored more touchdowns than three SEC teams over Week 2.
- Made two blocks on special teams in the first quarter against LA Tech on a PAT and punt attempt. Simmons recovered the punt block in the endzone for his first score, marking the first block punt returned or recovered for a TD ny MSU since Sept. 12, 2009 at Auburn. He entered Week 3 with a nation-leading two blocks.
- Also recovered a fumble against LA Tech and returned it 90 yards for a score. It was the longest fumble-recovery TD for MSU since Josh Morgan had a 97-yard score against BYU on Sept. 14, 2000.
- Collected a career-best seven tackles against No. 11 LSU (9/16), including a career-high 1.5 sacks for a loss of six yards.
- Totaled six tackles at No. 13 Auburn, including 1.5 TFL, while also forcing the first fumble of his career with help of a first-half sack.
- Gathered four tackled against BYU (10/14) and forced his second fumble of the season. The forced fumble came after a BYU interception to the MSU 29 as State led just by 7-0 midway through the second quarter.
- Grabbed three tackles against Kentucky (10/2), including 1.5 TFL ot match his season high. Also tallied his first pass break-up of the season.

## CAREER STATS

YEAR	G/GS	TT	UT	AT	TFL-YDS	SCK-YDS	FF/FR	PBU	INT-YD
2016	12/3	40	13	27	3.5-8	0.0-0	2/0	2	0-0
2017	7/7	34	12	22	5.5-29	3.5-26	2/1	1	0-0
<b>TOTALS</b>	<b>19/10</b>	<b>74</b>	<b>25</b>	<b>49</b>	<b>9.0-37</b>	<b>3.5-26</b>	<b>4/1</b>	<b>3</b>	<b>0-0</b>

## 2017 GAME-BY-GAME

OPPONENT	TT	UT	AT	TFL-YDS	SCK-YDS	FF/FR	PBU	INT-YD
Charleston Southern*	5	2	3	1.0-7	1.0-7	0/0	0	0-0
Louisiana Tech*	5	3	2	0.0-0	0.0-0	0/1	0	0-0
LSU*	7	1	6	1.5-6	1.5-6	0/0	0	0-0
at Georgia*	4	1	3	0.0-0	0.0-0	0/0	0	0-0
at Auburn*	6	3	3	1.5-14	1.0-13	1/0	0	0-0
BYU*	4	1	3	0.0-0	0.0-0	1/0	0	0-0
Kentucky*	3	1	2	1.5-2	0.0-0	0/0	1	0-0
<b>TOTALS</b>	<b>34</b>	<b>12</b>	<b>22</b>	<b>5.5-29</b>	<b>3.5-26</b>	<b>2/1</b>	<b>1</b>	<b>0-0</b>



# MAURICE SMITHERMAN

CORNERBACK  
5-10 • 190 • So. • 1L  
Adamsville, Ala.  
(Minor)

## 31

### 2017 HIGHLIGHTS

- Set career high with two tackles against Kentucky (10/21).

### CAREER STATS

YEAR	G/GS	TT	UT	AT	TFL-YDS	SCK-YDS	FF/FR	PBU	INT-YD
2016	10/0	5	4	1	0.0-0	0.0-0	0/0	0	1-29
2017	7/0	5	2	3	0.0-0	0.0-0	0/0	0	0-0
<b>TOTALS</b>	<b>17/0</b>	<b>10</b>	<b>6</b>	<b>4</b>	<b>0.0-0</b>	<b>0.0-0</b>	<b>0/0</b>	<b>0</b>	<b>1-29</b>

### 2017 GAME-BY-GAME

OPPONENT	TT	UT	AT	TFL-YDS	SCK-YDS	FF/FR	PBU	INT-YD
Charleston Southern	1	0	1	0.0-0	0.0-0	0/0	0	0-0
at Louisiana Tech	0	0	0	0.0-0	0.0-0	0/0	0	0-0
LSU	0	0	0	0.0-0	0.0-0	0/0	0	0-0
at Georgia	0	0	0	0.0-0	0.0-0	0/0	0	0-0
at Auburn	1	1	0	0.0-0	0.0-0	0/0	0	0-0
BYU	1	1	0	0.0-0	0.0-0	0/0	0	0-0
Kentucky	2	0	2	0.0-0	0.0-0	0/0	0	0-0
<b>TOTALS</b>	<b>5</b>	<b>2</b>	<b>3</b>	<b>0.0-0</b>	<b>0.0-0</b>	<b>0/0</b>	<b>0</b>	<b>0-0</b>



# MARQUISS SPENCER

DEFENSIVE END  
6-4 • 271 • So. • 1L  
Greenwood, Miss.  
(Greenwood)

## 42

### 2017 HIGHLIGHTS

- Recorded two tackles, including his first sack of the season against No. 11 LSU (9/16).
- Tallied two tackles including one for a 2-yard loss at No. 11 Georgia (9/23).
- Recorded a tackle and his first fumble recovery of the season against BYU (10/14). It was his first fumble recovery since Oct. 22, 2016 against Kentucky.
- Grabbed a tackle against Kentucky (10/21) and recorded his first pass break-up of the season.

### CAREER STATS

YEAR	G/GS	TT	UT	AT	TFL-YDS	SCK-YDS	FF/FR	PBU	INT-YD
2016	12/0	17	9	8	3.0-12	1.0-9	0/1	1	0-0
2017	7/0	10	3	7	1.5-4	0.5-2	0/1	1	0-0
<b>TOTALS</b>	<b>19/0</b>	<b>27</b>	<b>12</b>	<b>15</b>	<b>4.5-16</b>	<b>1.5-11</b>	<b>0/2</b>	<b>2</b>	<b>0-0</b>

### 2017 GAME-BY-GAME

OPPONENT	TT	UT	AT	TFL-YDS	SCK-YDS	FF/FR	PBU	INT-YD
Charleston Southern	2	0	2	0.0-0	0.0-0	0/0	0	0-0
at Louisiana Tech	1	1	0	0.0-0	0.0-0	0/0	0	0-0
LSU	2	0	2	0.5-2	0.5-2	0/0	0	0-0
at Georgia	2	2	0	1.0-2	0.0-0	0/0	0	0-0
at Auburn	1	0	1	0.0-0	0.0-0	0/0	0	0-0
BYU	1	0	1	0.0-0	0.0-0	0/1	0	0-0
Kentucky	1	0	1	0.0-0	0.0-0	0/0	1	0-0
<b>TOTAL</b>	<b>10</b>	<b>3</b>	<b>7</b>	<b>1.5-4</b>	<b>0.5-2</b>	<b>0/1</b>	<b>1</b>	<b>0-0</b>



# MONTEZ SWEAT

LINEBACKER  
6-6 • 241 • Jr. • JC  
Stone Mountain, Ga.  
(Copiah-Lincoln)

## 9

### SEC DEFENSIVE LINEMAN OF THE WEEK (10/23)

### 2017 HIGHLIGHTS

- Made MSU debut in start against Charleston Southern (9/2), recording three tackles.
- Tallied three tackles at LA Tech (9/9), including his first-career tackle for loss.
- Racked up three tackles, including the first sack of his career, at No. 13 Auburn (9/30), while also recovering his first fumble as a Bulldog.
- Grabbed a career-high five tackles against BYU (10/14), including his second sack of the season.
- Turned in his best performance as a Bulldog against Kentucky (10/21), registering career highs in tackles (7), tackles for loss (2.5) and sacks (1.5 for 10 yards). His 2.5 TFL were the most by a Bulldog in a game this season.

### CAREER STATS

YEAR	G/GS	TT	UT	AT	TFL-YDS	SCK-YDS	FF/FR	PBU	INT-YD
2017	7/7	25	10	15	6.0-26	3.5-21	0/1	0	0-0
<b>TOTALS</b>	<b>7/7</b>	<b>25</b>	<b>10</b>	<b>15</b>	<b>6.0-26</b>	<b>3.5-21</b>	<b>0/1</b>	<b>0</b>	<b>0-0</b>

### 2017 GAME-BY-GAME

OPPONENT	TT	UT	AT	TFL-YDS	SCK-YDS	FF/FR	PBU	INT-YD
Charleston Southern*	3	0	3	0.0-0	0.0-0	0/0	0	0-0
at Louisiana Tech*	3	2	1	1.0-1	0.0-0	0/0	0	0-0
LSU*	1	0	1	0.0-0	0.0-0	0/0	0	0-0
at Georgia*	3	3	0	0.5-2	0.0-0	0/0	0	0-0
at Auburn*	3	2	1	1.0-7	1.0-7	0/1	0	0-0
BYU*	5	3	2	1.0-4	1.0-4	0/0	0	0-0
Kentucky*	7	3	4	2.5-12	1.5-10	0/0	0	0-0
<b>TOTALS</b>	<b>25</b>	<b>10</b>	<b>15</b>	<b>6.0-26</b>	<b>3.5-21</b>	<b>0/1</b>	<b>0</b>	<b>0-0</b>





# CORY THOMAS

DEFENSIVE TACKLE  
6-5 • 303 • Jr. • 2L  
Bessemer, Ala.  
(McAdory)

# 34

## 2017 HIGHLIGHTS

- Grabbed a career-high four tackles against Charleston Southern (9/2).

## CAREER STATS

YEAR	G/GS	TT	UT	AT	TFL-YDS	SCK-YDS	FF/FR	PBU	INT-YD
2015	8/0	3	1	2	1.0-4	0.0-0	0/0	0	1-12
2016	13/4	24	6	18	4.5-14	0.0-0	0/0	1	0-0
2017	2/2	4	2	2	0.0-0	0.0-0	1/0	0	0-0
<b>TOTALS</b>	<b>23/6</b>	<b>31</b>	<b>9</b>	<b>22</b>	<b>5.5-18</b>	<b>0.0-0</b>	<b>1/0</b>	<b>1</b>	<b>1-12</b>

## 2017 GAME-BY-GAME

OPPONENT	TT	UT	AT	TFL-YDS	SCK-YDS	FF/FR	PBU	INT-YD
Charleston Southern* 4	2	2		0.0-0	0.0-0	1/0	0	0-0
at Louisiana Tech* 0	0	0		0.0-0	0.0-0	0/0	0	0-0
LSU				-----DNP-----				
at Georgia				-----DNP-----				
at Auburn				-----DNP-----				
BYU				-----DNP-----				
Kentucky				-----DNP-----				
<b>TOTALS</b>	<b>4</b>	<b>2</b>	<b>2</b>	<b>2.0-0</b>	<b>0.0-0</b>	<b>1/0</b>	<b>0</b>	<b>0-0</b>



# DEDRICK THOMAS

WIDE RECEIVER  
5-9 • 187 • So. • 1L  
Memphis, Tenn.  
(Memphis Central)

# 18

## 2017 HIGHLIGHTS

- Caught two passes for 34 yards and a touchdown against Charleston Southern (9/2).
- Reeled in a career-best three receptions for 20 yards at LA Tech (9/9), while recording a career-long rush of seven yards.
- Scored second TD of the season on a 20-yard TD reception against No. 11 LSU (9/16).
- Set a career-high with 41 yards on two catches against No. 11 Georgia (9/23).

## CAREER RECEIVING STATS

YEAR	G/GS	NO.	YDS	AVG.	TD
2016	10/0	5	44	8.8	1
2017	7/0	11	147	13.4	2
<b>TOTALS</b>	<b>17/0</b>	<b>16</b>	<b>191</b>	<b>11.9</b>	<b>3</b>

## CAREER RUSHING STATS

YEAR	G/GS	NO.	YDS	AVG.	TD
2016	10/0	0	0	0.0	0
2017	7/0	2	8	4.0	0
<b>TOTALS</b>	<b>17/0</b>	<b>2</b>	<b>8</b>	<b>4.0</b>	<b>0</b>

## 2017 RECEIVING GAME-BY-GAME

OPPONENT	NO.	YDS	AVG.	TD
Charleston Southern	2	34	17.0	1
at Louisiana Tech	3	20	6.7	0
LSU	1	20	20.0	1
at Georgia	2	41	20.4	0
at Auburn	0	0	0.0	0
BYU	2	22	11.0	0
Kentucky	1	10	10.0	0
TOTALS	11	147	13.4	2

## 2017 RUSHING GAME-BY-GAME

OPPONENT	NO.	YDS	AVG.	TD
Charleston Southern	1	1	1.0	0
at Louisiana Tech	1	7	7.0	0
LSU	0	0	0.0	0
at Georgia	0	0	0.0	0
at Auburn	0	0	0.0	0
BYU	0	0	0.0	0
Kentucky	0	0	0.0	0
TOTALS	2	8	4.0	0





## JORDAN THOMAS

### TIGHT END

6-5 • 280 • Sr. • 1L

Sumrall, Miss.  
(East Central)

# 83

#### 2017 HIGHLIGHTS

- Had a career-best 18 yards receiving on two catches against Charleston Southern (9/2).
- Shattered career receiving yards for the second consecutive week with 25 on two receptions at LA Tech (9/9), including a career-long catch of 17 yards. Reeled in a 1-yard TD reception - his first since Sept. 9, 2016 versus South Carolina.
- Making his first-career start against Kentucky (10/21), reeled in three passes for a career-high 28 yards, including a 10-yard TD reception.

#### CAREER RECEIVING STATS

YEAR	G/GS	NO.	YDS	AVG.	TD
2016	12/0	9	48	5.3	1
2017	7/1	11	95	8.6	2
<b>TOTALS</b>	<b>21/1</b>	<b>20</b>	<b>143</b>	<b>7.2</b>	<b>3</b>

#### 2017 RECEIVING GAME-BY-GAME

OPPONENT	NO.	YDS	AVG.	TD
Charleston Southern	2	18	9.0	0
at Louisiana Tech	2	25	12.5	1
LSU	2	13	6.5	0
at Georgia	0	0	0.0	0
at Auburn	1	5	5.0	0
BYU	1	6	6.0	0
Kentucky*	3	28	9.3	1
<b>TOTALS</b>	<b>11</b>	<b>95</b>	<b>8.6</b>	<b>2</b>



## ERROLL THOMPSON

### LINEBACKER

6-1 • 250 • Fr. • RS

Florence, Ala.  
(Florence)

# 40

#### 2017 HIGHLIGHTS

- Racked up three tackles in MSU debut against Charleston Southern (9/2).
- Tallied a career-high six tackles at No. 11 Georgia (9/23).
- Bested career high with eight tackles against Kentucky (10/21), including 0.5 TFL - the first of his career.

#### CAREER STATS

YEAR	G/GS	TT	UT	AT	TFL-YDS	SCK-YDS	FF/FR	PBU	INT-YD
2017	7/0	23	8	15	0.5-1	0.0-0	0/0	0	0-0
<b>TOTALS</b>	<b>7/0</b>	<b>23</b>	<b>8</b>	<b>15</b>	<b>0.5-1</b>	<b>0.0-0</b>	<b>0/0</b>	<b>0</b>	<b>0-0</b>

#### 2017 GAME-BY-GAME

OPPONENT	TT	UT	AT	TFL-YDS	SCK-YDS	FF/FR	PBU	INT-YD
Charleston Southern	3	0	3	0.0-0	0.0-0	0/0	0	0-0
Louisiana Tech	3	2	1	0.0-0	0.0-0	0/0	0	0-0
LSU	0	0	0	0.0-0	0.0-0	0/0	0	0-0
at Georgia	6	1	5	0.0-0	0.0-0	0/0	0	0-0
at Auburn	0	0	0	0.0-0	0.0-0	0/0	0	0-0
BYU	3	1	2	0.0-0	0.0-0	0/0	0	0-0
Kentucky	8	4	4	0.5-1	0.0-0	0/0	0	0-0
<b>TOTALS</b>	<b>23</b>	<b>8</b>	<b>15</b>	<b>0.5-1</b>	<b>0.0-0</b>	<b>0/0</b>	<b>0</b>	<b>0-0</b>



## KEYTAON THOMPSON

### QUARTERBACK

6-4 • 222 • Fr. • HS

New Orleans, La.  
(Landry-Walker)

# 10

#### 2017 HIGHLIGHTS

- Went 4-of-7 for 35 yards and a touchdown in collegiate debut against Charleston Southern (9/2), playing most of the second half. Rushed for 36 yards on six attempts, including a long of 16.
- Saw action in the fourth quarter at Louisiana Tech (9/9), racking up 19 yards of total offense.
- Racked up 69 total yards of offense against Kentucky (10/21), including a season-high 65 yards and two touchdowns rushing - the first of his career. Capped the night with a career-long, 40-yard rushing score.

#### CAREER PASSING STATS

YEAR	G/GS	CMP	ATT	TD	PCT	YDS	INT
2017	7/0	8	19	1	.421	66	0
<b>TOTALS</b>	<b>7/0</b>	<b>8</b>	<b>19</b>	<b>1</b>	<b>.421</b>	<b>66</b>	<b>0</b>

#### CAREER RUSHING STATS

YEAR	G/GS	NO.	YDS	AVG.	TD
2017	7/0	21	177	8.4	2
<b>TOTALS</b>	<b>7/0</b>	<b>21</b>	<b>177</b>	<b>8.4</b>	<b>2</b>

#### 2017 GAME-BY-GAME

OPPONENT	CMP	ATT	INT	PCT	YDS	TD	RSH	YDS	TD
Charleston Southern	4	7	0	.571	35	1	6	36	0
at Louisiana Tech	1	2	0	.500	8	0	2	11	0
LSU	0	0	0	.000	0	0	1	12	0
at Georgia	1	4	0	.250	20	0	2	15	0
at Auburn	0	4	0	.000	0	0	4	28	0
BYU	1	1	0	1.000	-1	0	2	10	0
Kentucky	1	1	0	1.000	4	0	4	65	2
<b>TOTALS</b>	<b>8</b>	<b>19</b>	<b>0</b>	<b>.421</b>	<b>66</b>	<b>1</b>	<b>21</b>	<b>177</b>	<b>3</b>



## REGGIE TODD

WIDE RECEIVER

6-4 • 204 • RFr. • RS

Mobile, Ala.

(Blount)

# 20

### 2017 HIGHLIGHTS

- Reeled in three receptions for 24 yards in career debut against Charleston Southern (9/2).
- Saw special teams action at LA Tech (9/9) with the first kick return of his career.
- Turned in second multi-reception game of his career at No. 13 Auburn (9/30), picking up 12 yards on two catches.

### CAREER RECEIVING STATS

YEAR	G/GS	NO.	YDS	AVG.	TD
2017	7/0	5	36	7.2	0
<b>TOTALS</b>	<b>7/0</b>	<b>5</b>	<b>36</b>	<b>7.2</b>	<b>0</b>

### CAREER KICK RETURN STATS

YEAR	G/GS	NO.	YDS	AVG.	TD
2017	7/0	1	2	2.0	0
<b>TOTALS</b>	<b>7/0</b>	<b>1</b>	<b>2</b>	<b>2.0</b>	<b>0</b>

### 2017 RECEIVING GAME-BY-GAME

OPPONENT	NO.	YDS	AVG.	TD
Charleston Southern	3	24	8.0	0
at Louisiana Tech	0	0	0.0	0
LSU	0	0	0.0	0
at Georgia	0	0	0.0	0
at Auburn	2	12	6.0	0
BYU	0	0	0.0	0
Kentucky	0	0	0.0	0
<b>TOTALS</b>	<b>5</b>	<b>36</b>	<b>7.2</b>	<b>0</b>



## TIM WASHINGTON

LINEBACKER

6-3 • 225 • So. • 1L

Yazoo City, Miss.

(Yazoo City)

# 50

### 2017 HIGHLIGHTS

- Recorded first career tackle in season opener against Charleston Southern (9/2).
- Set career high with three tackles at LA Tech (9/9).

### CAREER STATS

YEAR	G/GS	TT	UT	AT	TFL-YDS	SCK-YDS	FF/FR	PBU	INT-YD
2016	12/0	0	0	0	0.0-0	0.0-0	0/0	0	0-0
2017	7/0	7	1	6	0.0-0	0.0-0	0/0	0	0-0
<b>TOTALS</b>	<b>19/0</b>	<b>7</b>	<b>1</b>	<b>6</b>	<b>0.0-0</b>	<b>0.0-0</b>	<b>0/0</b>	<b>0</b>	<b>0-0</b>

### 2017 GAME-BY-GAME

OPPONENT	TT	UT	AT	TFL-YDS	SCK-YDS	FF/FR	PBU	INT-YD
Charleston Southern	1	0	1	0.0-0	0.0-0	0/0	0	0-0
at Louisiana Tech	3	1	2	0.0-0	0.0-0	0/0	0	0-0
LSU	2	0	2	0.0-0	0.0-0	0/0	0	0-0
at Georgia	0	0	0	0.0-0	0.0-0	0/0	0	0-0
at Auburn	0	0	0	0.0-0	0.0-0	0/0	0	0-0
BYU	1	0	1	0.0-0	0.0-0	0/0	0	0-0
Kentucky	0	0	0	0.0-0	0.0-0	0/0	0	0-0
<b>TOTALS</b>	<b>7</b>	<b>1</b>	<b>6</b>	<b>0.0-0</b>	<b>0.0-0</b>	<b>0/0</b>	<b>0</b>	<b>0-0</b>



## AERIS WILLIAMS

RUNNING BACK

6-1 • 217 • Jr. • 2L

West Point, Miss.

(West Point)

# 22

### DOAK WALKER AWARD WATCH LIST

### 2017 HIGHLIGHTS

- Racked up 83 yards and a touchdown on the ground against Charleston Southern (9/2) to push his career rushing yards over 1,000 yards.
- Turned in the third 100-yard rushing game of his career after gaining 107 yards on nine touches at LA Tech (9/9). Also set a career-high with 28 receiving yards in Ruston on his first reception of the season. The catch was also a career long for Williams.
- Tallied his fourth-career 100-yard outing against No. 11 LSU (9/16) with a season-high 146 yards on 23 carries to become the first 100-yard rusher allowed by LSU's defense since Texas A&M's Keith Ford on Nov. 24, 2016.
- The first MSU running back to record back-to-back, 100-yard rushing performances for MSU since Josh Robinson against LSU and Texas A&M in 2014.
- Rushed for 114 yards and a touchdown on 23 carries for his fifth-career, 100-yard rushing game and his third of the season.
- The first MSU running back to record three or more 100-yard rushing games in a single season since Josh Robinson tallied four in 2014.

### CAREER RUSHING STATS

YEAR	G/GS	NO.	YDS	AVG.	TD
2015	13/0	40	206	5.2	3
2016	13/3	137	720	5.3	4
2017	7/7	117	594	5.1	2
<b>TOTALS</b>	<b>32/9</b>	<b>294</b>	<b>1,520</b>	<b>5.2</b>	<b>9</b>

### CAREER RECEIVING STATS

YEAR	G/GS	NO.	YDS	AVG.	TD
2015	13/0	6	18	3.0	0
2016	13/3	7	45	6.4	0
2017	7/7	11	77	7.0	0
<b>TOTALS</b>	<b>32/9</b>	<b>24</b>	<b>140</b>	<b>5.8</b>	<b>0</b>

### 2017 RUSHING GAME-BY-GAME

OPPONENT	NO.	YDS	AVG.	TD
Charleston Southern*	16	83	5.2	1
at Louisiana Tech*	9	107	11.9	0
LSU*	23	146	6.3	0
at Georgia*	11	24	2.2	0
at Auburn*	15	49	3.3	0
BYU*	23	114	5.0	1
Kentucky*	20	71	3.6	0
<b>TOTALS</b>	<b>117</b>	<b>594</b>	<b>5.1</b>	<b>2</b>

### 2017 RECEIVING GAME-BY-GAME

OPPONENT	NO.	YDS	AVG.	TD
Charleston Southern*	0	0	0.0	0
at Louisiana Tech*	1	28	28.0	0
LSU*	1	1	1.0	0
at Georgia*	5	12	2.4	0
at Auburn*	1	3	3.0	0
BYU*	3	33	11.0	0
Kentucky*	0	0	0.0	0
<b>TOTALS</b>	<b>11</b>	<b>77</b>	<b>7.0</b>	<b>0</b>

# 2017 MISSISSIPPI STATE ROSTER

No.	Name	Pos.	Ht.	Wt.	Cl.	Exp.	Hometown (Previous School)
1	Brandon Bryant	DB	6-0	215	Jr.	2L	Tunica, Miss. (Rosa Fort)
2	Logan Burnett	ATH	6-2	186	RFr.	RS	Pelham, Ala. (Bessemer Academy)
2	Jamal Peters	DB	6-2	218	Jr.	2L	Bassfield, Miss. (Bassfield)
3	Traver Jung	LB	6-4	226	Sr.	1L	Greenville, Miss. (Holmes CC)
4	Gerri Green	LB	6-4	250	Jr.	2L	Greenville, Miss. (Greenville Weston)
5	Gabe Myles	WR	6-0	195	Sr.	3L	Starkville, Miss. (Starkville)
6	Willie Gay Jr.	LB	6-2	230	Fr.	HS	Starkville, Miss. (Starkville)
6	Donald Gray	WR	5-10	200	Sr.	2L	Memphis, Tenn. (Copiah-Lincoln CC)
7	Tolando Cleveland	DB	6-0	194	Sr.	3L	Powder Springs, Ga. (Hillgrove)
7	Nick Fitzgerald	QB	6-5	230	Jr.	2L	Richmond Hill, Ga. (Richmond Hill)
8	Kylin Hill	RB	5-11	212	Fr.	HS	Columbus, Miss. (Columbus)
9	Malik Dear	WR	5-9	224	Jr.	2L	Jackson, Miss. (Murrah)
9	Rip Kirk	ATH	6-3	252	Jr.	JC	Hattiesburg, Miss. (Itawamba CC)
9	Montez Sweat	LB	6-6	240	Jr.	JC	Stone Mountain, Ga. (Copiah-Lincoln CC)
10	Leo Lewis	LB	6-2	235	So.	1L	Brookhaven, Miss. (Brookhaven)
10	Keytaon Thompson	QB	6-4	222	Fr.	HS	New Orleans, La. (Landry-Walker)
11	Dez Harris	LB	6-4	243	Sr.	3L	Bessemer, Ala. (McAdory)
12	J.T. Gray	DB	6-0	202	Sr.	3L	Clarksdale, Miss. (Clarksdale)
13	Cameron Dantzler	DB	6-2	175	RFr.	RS	Hammond, La. (St. Thomas Aquinas)
13	Braden Smith	ATH	5-10	175	Fr.	HS	Flowood, Miss. (Northwest Rankin)
14	Mitch Hood	ATH	6-3	205	Jr.	JC	Sonoma, Calif. (Santa Rosa [Calif.] JC)
16	Korey Charles	DB	5-10	179	RFr.	RS	Miami, Fla. (North Florida Christian)
16	Kareem Vance Jr.	ATH	6-4	195	Sr.	SQ	Charleston, Miss. (Olive Branch)
17	Jamal Couch	WR	6-4	227	So.	1L	Phenix City, Ala. (Central)
18	Dedrick Thomas	WR	5-9	187	So.	1L	Memphis, Tenn. (Memphis Central)
19	Travis O'Connor	ATH	6-1	205	Fr.	RS	Kenner, La. (John Curtis)
20	Taury Dixon	ATH	5-9	165	So.	JC	Madison, Miss. (East Mississippi CC)
20	Reggie Todd	WR	6-4	204	RFr.	RS	Mobile, Ala. (Blount)
21	Nick Gibson	RB	5-11	211	So.	1L	Birmingham, Ala. (Pinson Valley)
22	Blake Armour	ATH	5-11	193	Fr.	HS	Brighton, Tenn. (Brighton)
22	Aeris Williams	RB	6-1	217	Jr.	2L	West Point, Miss. (West Point)
23	Raymond Freeman	ATH	6-1	218	Fr.	HS	Cantonment, Fla. (J.M. Tate Senior)
23	Keith Mixon	WR	5-8	187	So.	1L	Birmingham, Ala. (Shades Valley)
23	Allen Perkins	ATH	6-0	208	So.	SQ	Pelham, Ala. (Oak Mountain)
24	Chris Rayford	DB	6-0	202	Jr.	2L	Byhalia, Miss. (Byhalia)
25	Lashard Durr	DB	5-11	195	Sr.	1L	Gulfport, Miss. (Copiah-Lincoln CC)
26	Jordan Lawless	K	6-0	173	So.	JC	Lindale, Texas (Tyler [Texas] JC)
26	Alec Murphy	RB	6-0	230	So.	SQ	Nixa, Mo. (Nixa)
27	Kody Schexnayder	P	5-10	203	So.	1L	River Ridge, La. (John Curtis)
28	Jaquarius Landrews	DB	6-0	195	Jr.	JC	Summit, Miss. (Copiah-Lincoln CC)
28	Dontavian Lee	RB	6-1	235	Jr.	2L	Hattiesburg, Miss. (Forrest County Agricultural)
28	Tristan Pisacane	ATH	5-9	180	Fr.	RS	Franklin, Tenn. (Centennial)
29	C.J. Morgan	DB	6-0	202	RFr.	RS	Bossier City, La. (Parkway)
30	Dan Mills	K	6-0	175	Fr.	HS	Canton, Ohio (Central Catholic)
31	Maurice Smitherman	DB	5-10	191	So.	1L	Adamsville, Ala. (Minor)
32	Brian Cole	DB	6-2	210	Jr.	JC	Saginaw, Mich. (East. Mississippi CC)
33	Tyler Williams	DB	6-2	180	Fr.	HS	Oxford, Miss. (Lafayette)
34	Cory Thomas	DL	6-5	303	Jr.	2L	Bessemer, Ala. (McAdory)
35	Landon Guidry	DB	6-0	189	Fr.	HS	Spring Hill, Tenn. (Independence)
37	Bennie Braswell III	ATH	5-9	176	Sr.	SQ	Olive Branch, Miss. (Olive Branch)
37	Brad Wall	K	5-8	170	So.	1L	Ocean Springs, Miss. (Ocean Springs)
38	Johnathan Abram	DB	6-0	210	Jr.	JC	Columbia, Miss. (Jones County JC)
39	Nathan Swanson	ATH	6-5	220	RFr.	RS	Norcross, Ga. (Norcross)
40	Wyatt Powell	ATH	5-9	192	So.	SQ	Ridgeland, Miss. (Jackson Academy)
40	Erroll Thompson	LB	6-1	250	RFr.	RS	Florence, Ala. (Florence)
41	Mark McLaurin	DB	6-2	215	Jr.	2L	Collins, Miss. (Collins)
42	Tucker Day	K/P	6-0	206	Fr.	HS	Brentwood, Tenn. (Brentwood)
42	Marquiss Spencer	LB	6-4	275	So.	1L	Greenwood, Miss. (Greenwood)
43	Fletcher Adams	DL	6-2	270	So.	1L	Brandon, Miss. (Brandon)
43	Logan Cooke	P/K	6-5	230	Sr.	3L	Darbun, Miss. (Columbia Academy)
44	Aadreekis Conner	ATH	6-2	200	Fr.	HS	Port Gibson, Miss. (Port Gibson)
45	Josiah Phillips	LB	6-4	241	Jr.	SQ	Starkville, Miss. (Home School)
46	Aaron Odom	DL	6-2	265	Fr.	HS	Jackson, Miss. (Callaway)

No.	Name	Pos.	Ht.	Wt.	Cl.	Exp.	Hometown (Previous School)
47	Jace Christmann	K	6-0	195	RFr.	RS	Houston, Texas (Memorial)
48	Chris Redmon	ATH	6-0	230	RFr.	RS	Fayetteville, Ark. (Fayetteville)
49	Stephen Adegoke	ATH	6-0	214	Jr.	RS	Snellville, Ga. (San Diego Mesa College)
50	Tim Washington	LB	6-3	225	So.	1L	Yazoo City, Miss. (Yazoo City)
51	R.J. Jennings	ATH	6-0	246	Fr.	HS	Birmingham, Ala. (Briarwood Christian)
51	Stewart Reese	OL	6-5	333	RFr.	RS	Fort Pierce, Fla. (Fort Pierce Central)
52	Kobe Jones	DL	6-4	275	RFr.	RS	Starkville, Miss. (Starkville)
53	Hunter Bradley	SN	6-3	240	Sr.	2L	Collierville, Tenn. (Collierville)
54	Cameron Miller	ATH	6-0	216	RFr.	RS	Odessa, Fla. (Sickles)
54	Blake Mitchell	ATH	6-0	310	RFr.	RS	Brentwood, Tenn. (Ensworth)
55	Martinas Rankin	OL	6-5	315	Sr.	1L	Mendenhall, Miss. (Miss. Gulf Coast CC)
56	Dareuan Parker	OL	6-4	320	RFr.	RS	Olive Branch, Miss. (DeSoto Central)
58	Tyler Dunning	LB	6-1	255	Fr.	HS	Fort Lauderdale, Fla. (St. Thomas Aquinas)
58	Greg Eiland	OL	6-8	330	RFr.	RS	Philadelphia, Miss. (Philadelphia)
61	Deion Calhoun	OL	6-3	315	Jr.	2L	Pleasant Grove, Ala. (Restoration Academy)
63	Cordavien Suggs	OL	6-6	300	Fr.	HS	Jackson, Miss. (Fletcher)
65	Brett Armour	ATH	6-1	281	So.	SQ	Brighton, Tenn. (Brighton)
66	Joel Baldwin	SN	6-3	215	Jr.	SQ	Tupelo, Miss. (Tupelo)
67	Michael Story	OL	6-4	305	So.	1L	Ripley, Miss. (Ripley)
68	Harry Parker	ATH	6-5	246	Fr.	HS	Mobile, Ala. (UMS-Wright Prep School)
70	Tommy Champion	OL	6-5	319	Jr.	JC	Jackson, Miss. (Copiah-Lincoln CC)
72	Ronald Cochran	OL	6-4	316	Jr.	SQ	Olive Branch, Miss. (Olive Branch)
73	Darryl Williams	OL	6-2	305	So.	SQ	Bessemer, Ala. (Bessemer City)
74	Elgton Jenkins	OL	6-4	313	Jr.	2L	Clarksdale, Miss. (Clarksdale)
75	Harrison Moon	OL	6-5	290	So.	1L	Chattanooga, Tenn. (Signal Mountain)
78	Tyre Phillips	OL	6-5	335	Jr.	JC	Grenada, Miss. (East Mississippi CC)
79	Evans Wilkerson	OL	6-5	315	So.	SQ	Ridgeland, Miss. (Jackson Academy)
80	Christian Roberson	TE	6-5	241	RFr.	RS	Atlanta, Ga. (McEachern)
81	Justin Johnson	TE	6-3	247	Jr.	2L	Birmingham, Ala. (Hoover)
82	Farrod Green	TE	6-3	246	So.	1L	Wesson, Miss. (Wesson Attendance Center)
83	Jordan Thomas	TE	6-5	280	Sr.	1L	Sumrall, Miss. (East Central CC)
84	Dontea Jones	TE	6-4	222	RFr.	RS	McCool, Miss. (Jireh (N.C.) Prep)
85	Austin Williams	WR	6-3	205	Fr.	HS	Ocean Springs, Miss. (Ocean Springs)
86	Jesse Jackson	WR	6-2	210	Jr.	2L	Petal, Miss. (Petal)
87	Osirus Mitchell	WR	6-4	207	RFr.	RS	Sarasota, Fla. (Booker)
88	Aaron Hamaker	TE	6-4	280	Jr.	SQ	Little Rock, Ark. (Catholic)
89	Powers Warren	TE	6-3	235	Fr.	HS	Minnetonka, Minn. (Minnetonka Senior)
90	Grant Harris	DL	6-3	285	Jr.	SQ	Bolton, Miss. (Clinton)
91	James Jackson	DL	6-3	335	Fr.	HS	Pascagoula, Miss. (Pascagoula)
92	Kendell Jones	DL	6-4	281	So.	SQ	Pinson, Ala. (Clay-Chalkville)
94	Jeffery Simmons	DL	6-4	301	So.	1L	Macon, Miss. (Noxubee County)
95	Braxton Hoyett	DL	6-3	304	Jr.	1L	Pelham, Ala. (Pelham)
96	Tre Brown	DL	6-4	305	Jr.	RS	Ackerman, Miss. (Copiah-Lincoln CC)
97	Lee Autry	DL	6-2	312	Jr.	JC	Albemarle, N.C. (Itawamba CC)

## PRONUNCIATION GUIDE

3	Traver Jung	TREV-er
4	Gerri Green	GAIR-ee
9	Malik Dear	muh-LEEK
10	Keytaon Thompson	KEY-tahn
18	Dedrick Thomas	rhymes with Ted
22	Aeris Williams	AIR-us
27	Kody Schexnayder	SHEX-nye-dur
40	Erroll Thompson	Air-uhl
47	Jace Christmann	Christ-man
55	Martinas Rankin	Mahr-TEE-nuhs
56	Daruean Parker	Dair-ee-uhn
58	Greg Eiland	rhymes with island
74	Elgton Jenkins	EL-tuhn (silent g)
80	Christian Roberson	ROH-ber-suhn
82	Farrod Green	FUH-rahd
87	Osirus Mitchell	O-sye-rus
88	Aaron Hamaker	HAM-uh-kuhr

## COACHING STAFF

Dan Mullen, Head Coach • Ninth Season
Brian Baker, Defensive Line • Second Season
Terrell Buckley, Cornerbacks • Second Season
* Brett Elliott, Quarterbacks • First Season
* Ron English, Safeties • First Season
Todd Grantham, Defensive Coordinator/Linebackers • First Season
Billy Gonzales, Co-offensive Coordinator/Wide Receivers • Fifth Season
John Hevesy, Co-offensive Coordinator/Offensive Line • Ninth Season
Greg Knox, Special Teams Coordinator/Running Backs • Ninth Season
D.J. Looney, Tight Ends • First Season

\* - indicates in the press box



# 2017 MISSISSIPPI STATE COACHES

## ON THE FIELD



**DAN MULLEN**  
Head Coach  
Ninth Season



**BRIAN BAKER**  
Defensive Line  
Second Season



**TERRELL BUCKLEY**  
Cornerbacks  
Second Season



**BILLY GONZALES**  
Co-OC/Wide Receivers  
Fifth Season



**TODD GRANTHAM**  
Def. Coordinator/Linebackers  
First Season



**JOHN HEVESY**  
Co-OC/Offensive Line  
Ninth Season



**GREG KNOX**  
Running Backs/Special Teams  
Ninth Season



**D.J. LOONEY**  
Tight Ends  
First Season

## IN THE BOOTH



**BRETT ELLIOTT**  
Quarterbacks  
First Season



**RON ENGLISH**  
Safeties  
First Season