



2016 MISSISSIPPI STATE FOOTBALL GAME 7 NOTES

Dan Mullen Era • Winningest 6-Year Stretch in MSU History • 6 Straight Bowl Games • 21 NFL Draft Picks • 11 All-Americans • 2 National Scholars

October 22, 2016

6:30 p.m. CT • SEC Network

Lexington, Ky.

Commonwealth Stadium (61,000)

SCHEDULE (2-4, 1-2 SEC)

DATE	OPPONENT	TV	TIME (CT)
SEPTEMBER (2-2)			
3	South Alabama	SECN	L, 20-21
10	South Carolina *	ESPN2	W, 27-14
17	at #20/22 LSU *	ESPN2	L, 20-23
24	at UMass (Foxborough)	ESPN3	W, 47-35
OCTOBER (0-2)			
8	Auburn *	ESPN	L, 14-38
14	at BYU (Fri.)	ESPN	L, 21-28 2OT
22	at Kentucky *	SECN	6:30 p.m.
29	Samford	TBA	TBA
NOVEMBER			
5	#6/6 Texas A&M *	TBA	TBA
12	at #1/1 Alabama *	TBA	TBA
19	#17/17 Arkansas *	TBA	TBA
26	at #23/22 Ole Miss *	TBA	TBA

COACHING STAFF

On the Sideline (Year at MSU)

Dan Mullen, head coach (8th)
 Brian Baker, defensive line (1st)
 Terrell Buckley, cornerbacks (1st)
 Billy Gonzales, co-offensive coordinator/WRs (4th)
 John Hevesy, co-offensive coordinator/OL (8th)
 Greg Knox, running backs/special teams (8th)
 Peter Sirmon, defensive coordinator/LBs (1st)

In The Booth (Year at MSU)

Brian Johnson, quarterbacks (3rd)
 Maurice Linguist, safeties (1st)
 Scott Sallach, tight ends (8th)

STATISTICAL LEADERS

Passing: Fitzgerald (91-165, 998 yds, 8 TD, 4 INT)
Rushing: Nick Fitzgerald (80 att, 431 yds, 2 TD)
Receiving: Fred Ross (34 rec, 386 yds, 5 TD)
Tackles: Richie Brown (51 tackles, 2.5 TFL, 1 sack)

AIRWAVES

MSU Sports Radio Network

Jim Ellis, play-by-play
 Matt Wyatt, analyst
 John Corroero, sideline

Satellite Radio

Sirius Channel 113, XM Channel 191

SEC Network/WatchESPN.com

Mark Jones, play-by-play
 Rod Gilmore, analyst
 Quint Kessenich, reporter

GAME 7: MSU AT KENTUCKY

Mississippi State Bulldogs

Record 2-4 (1-2 SEC)
 Streak L2
 Ranking NR Associated Press
 NR Amway Coaches
 Head Coach Dan Mullen
 Career Record 57-39 (.594)/eighth year
 MSU Record same
 Mullen vs. UK 7-0



Kentucky Wildcats

Record 3-3 (2-2 SEC)
 Streak W1
 Ranking NR Associated Press
 NR Amway Coaches
 Head Coach Mark Stoops
 Career Record 15-27/fourth year
 UK Record 15-27/fourth year
 Stoops vs. MSU 0-3



STORYLINES

MSU Returns To SEC Play at Kentucky on SEC Network Primetime

MSU seeks its sixth consecutive victory over an SEC East opponent as the Bulldogs travel to face Kentucky at 6:30 p.m. CT Saturday live on SEC Network from Commonwealth Stadium. SEC Nation will originate from Lexington. It's the second straight meeting between the two in Lexington that the show will on hand (2014).

► State dropped a 28-21 decision to BYU in Provo in two overtimes last Friday. It was the Bulldogs' first trip out West since 2002. **Nick Fitzgerald** accounted for 296 yards of total offense and three TDs (2 rush, 1 pass). Fitzgerald gave the Bulldogs the lead in the first OT on a diving, 2-yard run into the endzone but the Cougars scored on the ensuing possession and their first in the second OT. MSU turned it over on downs on its possession in 2OT.

► MSU has won seven in a row over Kentucky and the Bulldogs lead the all-time series 22-21. The last time UK defeated MSU was on Nov. 1, 2008 by a score of 14-13 in Starkville. **Dan Mullen** is 7-0 vs. UK.

► **Dan Mullen**, the 2014 Maxwell Football National and SEC AP Coach of the Year, owns the highest winning percentage (.594) at MSU since College Football Hall of Famer Allyn McKeen from 1939-48 (.764, min. 3 seasons). Mullen is the second-longest tenured SEC coach at his current school behind only Alabama's Nick Saban (10). Mullen guided the Bulldogs to the winningest six-year stretch in school history (50-28 from 2010-15) and back-to-back seasons of at least nine victories for the first time. MSU was 32-65 in the eight years prior to Mullen's arrival. State has broken 102 statistical records under Mullen.

► Sr. WR **Fred Ross**, a Biletnikoff Award candidate and first-team All-SEC recipient, ranks third in the SEC in catches per game with 5.7 and he's second in the league in receiving TDs with five. Ross is tied for the MSU record in 100-yard receiving games with eight. For his career, he has hauled in 161 passes (third in MSU history) for 1,997 yards (5th in MSU history) and 15 touchdowns (5th in MSU history). Ross has caught at least one pass in a league-leading 28 straight games dating back to 2014. He is just one catch shy of tying the MSU career record for receptions held by David Smith, who had 162 from 1968-70. Ross is three receiving yards shy of becoming the fifth MSU player with 2,000 career receiving yards.

► Sr. DE **A.J. Jefferson**, the SEC Defensive Lineman of the Week on Sept. 19, is second in the SEC in tackles for loss per game (1.7) and he's third in overall TFL (10.0). He ranks 10th nationally in TFL. He has recorded 34.5 career tackles for loss, which is fifth in MSU history and just 0.5 away from tying for third.

► So. QB **Nick Fitzgerald** is MSU's leading rusher and passer. He ranks fifth nationally in average rushing yards by a QB (78.0). Fitzgerald is seventh in the SEC in total offense, putting up 238.2 yards per game. He's one of only three QBs nationally with a 300-yard passing/100-yard rushing feat in the same game this year. He's accounted for 10 (8 pass, 2 rush) of MSU's 17 TDs this season. He's No. 2 in the SEC in third down rushing yards (97 on 24 att.).

► MSU ranks fifth in the SEC in rushing defense (163.2) and is sixth in the SEC in rushing offense (190.7).

BY THE NUMBERS

43

Tackles by LB **Leo Lewis**, which leads all SEC freshmen (only SEC freshman in top 50 total tackles)

14-4

MSU's record vs. SEC East under **Dan Mullen**, including five straight double-digit wins (out-scored them 196-74 in that stretch)

7.2

Tackles for loss per game by MSU, which is No. 3 in the SEC (43 total on the year for loss of 158 yards)

19

Rushes by **Nick Fitzgerald** that have gone for 10 or more yards, which is No. 3 nationally among QBs and No. 2 among all SEC players at any position

19

Freshmen who have played for MSU this season (four true, 15 redshirt)

3

Players on the roster who have graduated (**Richie Brown**, **Justin Senior**, **Devon Desper**)



Facebook.com/HailStateFB



@HailStateFB

HAILSTATE.COM



@HailStateFB



Hail State Snap



FOOTBALL MEDIA SERVICES

Coach Dan Mullen

Monday Press Conference

Coach Dan Mullen will conduct his weekly press conference at 1 p.m. Monday in the media room at the Leo Seal Jr. Football Complex (third floor). The press conference can also be seen live on SEC Network+ via WatchESPN.com or the WatchESPN app. On-demand video (FTP) and quotes will be available later that afternoon.

SEC Teleconference

Coach Dan Mullen will join the league's other 13 coaches on the SEC's weekly Wednesday teleconference. Mullen's 10-minute segment is scheduled from 11:50 a.m.-12 p.m. CT. The teleconference phone number can be obtained by contacting the SEC or the MSU Media Relations Office.

Postgame

Coach Dan Mullen's postgame press conference for home games will be held on the second floor of the Seal M-Club Center at the south end of Davis Wade Stadium at Scott Field. Mullen's press conference may also be viewed in the press box on the MSU TV Center channel on press box television monitors. For road games, Mullen's postgame press conferences will be held in the visiting interview room or outside the locker room.

MSU DawgTalk

Coach Dan Mullen's weekly, one-hour call-in radio show airs live at 7 p.m. CT each Thursday during the season from The Veranda in Starkville. It can be heard on 100.9 FM in Starkville, for free at HailState.com or via the TuneIn app.

MSU Players/Assistant Coaches

Monday Post Practice

Offensive players and offensive assistant coaches are available by request following Monday's practice in the media room at the Seal Football Complex. Please email all player/assistant coach requests to Bill Martin (BMartin@athletics.msstate.edu) and Andrew Piper (APiper@athletics.msstate.edu) 24 hours in advance.

Tuesday Post Practice

Defensive players and defensive assistant coaches, including defensive coordinator Peter Sirmon, are available by request following Tuesday's practice in the media room at the Seal Football Complex. Please email all player/assistant coach requests to Bill Martin (BMartin@athletics.msstate.edu) and Andrew Piper (APiper@athletics.msstate.edu) 24 hours in advance.

Postgame

Player requests for postgame interviews will be taken in the fourth quarter. For home games, players will be available following Coach Dan Mullen's press conference in the Seal M-Club Center. For road games, players will be available after Mullen's press conference outside the locker room. The locker room is off limits to the media. MSU players may not be approached on the field following games for interviews.

MSU Athletic Media Relations

Phone (662) 325-8881
Twitter Alerts@MSUMediaAlerts
Mailing Address: P.O. Box 5308, Mississippi State, MS 39762
Overnight Address: Bryan Building, 288 Lakeview Drive, Mississippi State, MS 39762

Football Contacts

Bill Martin, Assistant Athletic Director for Media Relations

Email: BMartin@athletics.msstate.edu
Office: (662) 325-0967 • Cell: (662) 418-3821 • Twitter: @MSUBillMartin

Andrew Piper, Assistant Director of Media Relations

Email: APiper@athletics.msstate.edu
Office: (662) 325-0972 • Cell: (662) 418-9183 • Twitter: @ADPiper7

Nick Price, Graduate Assistant

Email: NPrice@athletics.msstate.edu
Cell: (601) 527-3232 • Twitter: @NickPriceMSU

Other Important Phone Numbers

Davis Wade Stadium at Scott Field Press Box..... (662) 325-3776
MSU Football Office..... (662) 325-2534
HailState Productions (Television) (662) 325-1262
MSU Athletic Ticket Office (662) 325-2600
MSU Athletic Director's Office (662) 325-8082

CollegePressBox.com

CollegePressBox.com serves as a one-stop shot for all needs regarding college football. Members can access player headshots, media guides and more for all FBS schools. Login information will be distributed to accredited media or by applying for a password by sending an email to password@collegepressbox.com.

17 MONDAY

Coach Mullen Press Conference
1 p.m.
Seal Media Room
SECNetwork+
Offensive Player/Offensive Assistant Coach Interviews after practice
7:45 p.m. Media Room

18 TUESDAY

DC Peter Sirmon/Defensive Player/Defensive Assistant Coach Interviews after practice
6:15 p.m. in Seal Media Room

19 WEDNESDAY

Coach Mullen on SEC Teleconference
11:50 a.m.
Passcode available from SEC

20 THURSDAY

DawgTalk Radio Show
7 p.m. - The Veranda
(100.9 FM in Starkville/HailState.com/TuneIn app)

21 FRIDAY

Depart for Lexington via charter flight from GTR
2:30 p.m.

22 SATURDAY

Game 7: MSU at Kentucky
6:30 p.m. CT • SECN
Commonwealth Stadium

Coach Mullen and selected players will be available after the game in the visiting media room

23 SUNDAY

No Practice
No Availability



DAN MULLEN

2014 NATIONAL COACH OF THE YEAR • 2014 AP SEC COACH OF THE YEAR
EIGHTH SEASON • [@COACHDANMULLEN](#)

No one has had more of a profound impact on shaping Mississippi State football into a national contender than Dan Mullen. The 2014 National and Southeastern Conference Coach of the Year, Mullen is in his eighth season in Starkville after guiding the Bulldogs into unprecedented territory. That includes the fastest ascent from unranked to No. 1 in college football history and the winningest two-year stretch at State ever.

In an era of coaching transactions, Mullen has created stability and success at MSU while playing in college football's toughest division. He is currently the SEC's third-longest tenured head coach behind only Alabama's Nick Saban (10th year).

Mullen has produced three seasons of at least nine victories in the last six years, including the school's first back-to-back nine-win seasons in 2014 and 2015. To put in perspective, there were only four nine-win seasons at State in the 109 years prior to Mullen's arrival.

Bowl games have become the norm at State under Mullen's guidance. Prior to his arrival, the school record for consecutive bowl game appearances was three from 1998-2000. MSU is currently on a stretch of a school-record six straight bowl appearances with its most recent triumph coming against NC State in the 2015 Belk Bowl. No one has been to more bowl games (six) or won more bowl games (four) at MSU than Mullen.

No coach in school history had ever been a finalist for a national coach of the year honor until Mullen won the Maxwell Football Club's National Coach of the Year award in 2014. He also claimed the Associated Press SEC Coach of the Year award that same fall. On top of that, Mullen has shined in the Egg Bowl, owning a 4-3 record against rival Ole Miss. The Bulldogs have shattered 102 individual and team single-game, single-season and career statistical records under Mullen. MSU has also produced a first-team All-America selection in five out of the last six years. Meanwhile, the top six total offensive seasons in school history have all occurred in the Mullen era.

Player development has been key in Mullen's seven previous seasons. Twenty-one Bulldogs have been chosen in the NFL Draft under Mullen's watch since 2010, including a combined eight in the last two years. Dak Prescott became the highest drafted MSU quar-

terback in modern NFL Draft history, going in the 2016 fourth round to the Dallas Cowboys. He joined a long line of Mullen developed signal callers to be selected in the NFL Draft: Josh Harris (Bowling Green), Omar Jacobs (Bowling Green), Alex Smith (Utah) and Tim Tebow (Florida).

MSU's five draft picks in 2015 were the most through the first six rounds of a draft in school history and the most overall in a draft since a school-record five went in 1995. In the last six NFL Drafts, the Bulldogs have produced seven first- or second-round picks. In the eight drafts prior to Mullen's arrival, MSU did not have any.

In 2015, the Bulldogs celebrated another nine-win season highlighted by four road victories, a first since 1994. MSU put up a Belk Bowl record 569 yards of total offense to cap the year with a 51-28 win over NC State. For the first time since 1978, MSU produced a first-team All-SEC quarterback and wide receiver in the same season.

The 2014 season was arguably the best in school history as Mullen's group won 10 regular season games for the first time and 10 overall for just the third time. The Bulldogs claimed six SEC wins -- the most by MSU since 1999 -- while finishing second in the difficult SEC West. Mullen developed a team that went from unranked to No. 1 quicker than any in college football history (five weeks; Ohio State made the move in six weeks in 1964). The Bulldogs entered Sept. 20 at eighth-ranked LSU just outside the polls. Following a dazzling display by Prescott, MSU recorded its first victory in Tiger Stadium since 1991.

The Mullen's created the Mullen Family 36 Foundation, raising more than \$325,000 for charity in the last four years. The foundation has impacted the lives of 36 different children's charities throughout the state of Mississippi and annually chooses a deserving student a college scholarship. Mullen crossed a bucket list item off in April 2016. Two days after coaching in the Bulldogs' spring game, he received a sponsorship exemption through Adidas to run the 120th Boston Marathon, which he completed in 4:28:35. In the process, the Mullen 36 Family Foundation raised over \$60,000 through race donations.

PERSONAL

Birthdate: April 27, 1972

Age: 44

Hometown: Manchester, N.H.

Education: 1994 – Bachelor's Degree in Exercise and Sport Science from Ursinus College; 1996 – Master's Degree in Education from Wagner College

Wife: Megan

Children: Canon and Breelyn Elisabeth

COACHING EXPERIENCE

2009-p Mississippi State (Head Coach)

2005-08 Florida (Offensive Coordinator/
Quarterbacks)

2003-04 Utah (Quarterbacks)

2001-02 Bowling Green (Quarterbacks)

1999-00 Notre Dame (Graduate Assistant
Offense)

1998 Syracuse (Graduate Assistant
Offense)

1996-97 Columbia (Wide Receivers)

1994-95 Wagner (Wide Receivers)

BY THE NUMBERS

57	Overall wins (3rd in MSU history)
4	Bowl game victories (school record)
6	Straight bowl games (school record)
4	Egg Bowl wins (3rd in MSU history)
21	NFL Draft picks since 2010
102	Statistical Records set in Mullen era
3	Wins over Top 10 teams (MSU record)
10	Weeks ranked in Top 10 (MSU record)

MSU WINNING PCT. (Min. 6 Yrs.)

Coach	Rec.	Pct.
1. ^Allyn McKeen (1939-48)	65-19-3	.764
2. Dan Mullen (2009-p)	57-39	.594

MSU WINNING PCT. SINCE 1938

Coach	Rec.	Pct.
1. ^Allyn McKeen (1939-48)	65-19-3	.764
2. Murray Warmath (1952-53)	10-6-3	.605
3. ^Darrell Royal (1954-55)	12-8	.600
4. Dan Mullen (2009-p)	57-39	.594

^ - College Football Hall of Famer

MULLEN'S YEAR-BY-YEAR RECORD

Year	School	Overall Record	SEC Record	Noteable
2009	Mississippi State	5-7	3-5	def. #20 Ole Miss, 41-27
2010	Mississippi State	9-4	4-4	Gator Bowl champs, def. Mich.
2011	Mississippi State	7-6	2-6	Music City Bowl champs
2012	Mississippi State	8-5	4-4	won first seven games
2013	Mississippi State	7-6	3-5	Liberty Bowl champs, def. UM
2014	Mississippi State	10-3	6-2	First No. 1 ranking, No. 11 Final AP
2015	Mississippi State	9-4	4-4	Belk Bowl victory over NC State
2016	Mississippi State	2-4	1-2	
TOTALS		57-39 (.594)	27-32 (.458)	

SERIES HISTORY

MSU leads 22-21

10/17/1914:	UK, 19-13	at Lexington, Ky.
10/16/1915:	MSU, 12-0	at Starkville
11/18/1916:	UK, 13-3	at Lexington, Ky.
11/10/1917:	MSU, 14-0	at Starkville
11/4/1944:	MSU, 26-0	at Memphis, Tenn.
11/11/1950:	UK, 48-21	at Starkville
10/13/1951:	UK, 27-0	at Lexington, Ky.
10/18/1952:	MSU, 27-14	at Starkville
10/17/1953:	UK, 32-13	at Lexington, Ky.
10/15/1955:	MSU, 20-14	at Lexington, Ky.
11/1/1958:	UK, 33-12	at Lexington, Ky.
10/7/1972:	UK, 17-13	at Lexington, Ky.
10/6/1973:	UK, 42-14	at Jackson, Miss.
10/9/1976:	*MSU, 14-7	at Jackson, Miss.
10/8/1977:	UK, 23-7	at Lexington, Ky.
10/13/1984:	UK, 17-13	at Starkville
10/12/1985:	UK, 33-19	at Lexington, Ky.
10/13/1990:	UK, 17-15	at Lexington, Ky.
10/12/1991:	MSU, 31-6	at Starkville
10/31/1992:	MSU, 37-36	at Lexington, Ky.
10/30/1993:	UK, 26-17	at Starkville
10/29/1994:	MSU, 47-7	at Lexington, Ky.
10/28/1995:	MSU, 42-32	at Starkville
11/9/1996:	UK, 24-21	at Lexington, Ky.
9/6/1997:	MSU, 35-27	at Starkville
11/7/1998:	UK, 37-35	at Lexington, Ky.
11/4/1999:	MSU, 23-22	at Starkville
11/4/2000:	MSU, 35-17	at Lexington, Ky.
11/3/2001:	MSU, 17-14	at Starkville
11/2/2002:	UK, 45-24	at Starkville
10/25/2003:	UK, 42-17	at Lexington, Ky.
10/30/2004:	MSU, 22-7	at Starkville
10/29/2005:	UK, 13-7	at Lexington, Ky.
10/28/2006:	UK, 34-31	at Starkville
10/27/2007:	MSU, 31-14	at Lexington, Ky.
11/1/2008:	UK, 14-13	at Starkville
10/31/2009:	MSU, 31-24	at Lexington, Ky.
10/30/2010:	MSU, 24-17	at Starkville
10/29/2011:	MSU, 28-16	at Lexington, Ky.
10/6/2012:	MSU, 27-14	at Lexington, Ky.
10/24/2013:	MSU, 28-22	at Starkville
10/25/2014:	MSU, 45-31	at Lexington, Ky.
10/24/2015:	MSU, 42-16	at Starkville

at Starkville: MSU, 12-6

at Lexington: UK, 13-9

at Neutral Sites: UK, 2-1

THE SERIES: MSU VS. KENTUCKY

MSU and Kentucky are meeting for the 44th time and the 27th straight year ... With its win last year, MSU took the lead in the all-time series, 22-21 ... The Bulldogs have won the last seven meetings and are 7-0 under **Dan Mullen** against UK ... The last time UK defeated MSU was on Nov. 1, 2008 by a score of 14-13 in Starkville ... It will have been 2,912 days on Saturday since the Wildcats last beat State ... The Bulldogs have won five in a row in Lexington, including the last three by double digits ... The last time UK beat MSU in Lexington was Oct. 29, 2005 ... Kentucky is Mississippi State's permanent SEC Eastern Division opponent ... MSU's longest current SEC winning streak is against Kentucky ... The Bulldogs have outscored UK 225-140 in the **Dan Mullen** era ... Since 2011 (last five meetings), MSU has outscored the Wildcats 107-46 in the first half ... The Bulldogs have held double-digit halftime leads in four of the last five meetings ... MSU has scored at least 20 points in the first half in four of the last five meetings (2014: 17-10 at half).

THE LAST MEETING

Kentucky	16	Oct. 24, 2015 • Davis Wade Stadium
MSU	42	Starkville, Miss. • 61,168

Dak Prescott tied a school record with six touchdowns responsible, running for three and throwing for three, as MSU played its most complete game of the season in a 42-16 win over Kentucky under the lights in Davis Wade Stadium. Prescott became the first player in school history to throw for 300 yards and rush for 100 yards in the same game. UK held a 10-7 lead after the first quarter, but the Bulldogs outscored the Wildcats 35-6 the rest of the way. Prescott hit De'Runnya Wilson for a 13-yard touchdown early in the second. The senior then engineered a 5-play, 69-yard drive in 1:27 and hit **Brandon Holloway** for an 8-yard touchdown. The score was setup by a 63-yard reception down the sideline by Holloway. Four plays later, Taveze Calhoun recorded the first of his two interceptions on the night of Patrick Towles and, after a short drive, Prescott ran 20 yards for another touchdown. In the second half, Kentucky squandered a first-and-goal with a series of penalties and had to settle for 32-yard field goal. The Bulldog offense responded immediately, as Prescott hit Darriion Hutcherson for a 13-yard touchdown. Prescott was named National Offensive Player of the Week for his efforts. Calhoun added another acrobatic interception in the second half. **Kivon Coman** finished with a game-high nine tackles, while Beniquez Brown had seven tackles, including 1.5 tackles for loss.

STATISTICAL BREAKDOWN

Category	MSU	UK	Conference (NCAA) Ranks	
			MSU	UK
Scoring Offense:	24.8	24.5	11 (95)	12 (97)
Total Offense:	401.7	344.8	10 (74)	12 (113)
Rushing Offense:	190.7	186.2	6 (48)	7 (54)
Passing Offense:	211.0	158.7	10 (89)	13 (115)
Scoring Defense:	26.5	31.3	10 (65)	14 (90)
Total Defense:	361.3	437.0	6 (38)	11 (97)
Pass Defense:	225.2	248.0	10 (89)	13 (83)
Rushing Defense:	136.2	189.0	5 (37)	28
Kickoff Return Avg.:	18.57	24.20	12 (104)	5 (26)
Punt Return Avg.:	3.33	15.57	13 (108)	3 (8)
Time of Poss.:	28:05	28:38	10 (94)	8 (84)
3rd Down Conv. Pct.:	0.333	0.342	12 (110)	11 (108)
Opp. 3rd-D Conv. Pct:	0.416	0.495	11 (87)	14 (124)
TO Margin:	0.33	-1.33	6 (38)	14 (125)
Net Punting:	38.23	38.45	12 (53)	9 (48)
Fumbles Recovered:	4	2	8 (52)	14 (103)
Passes Intercepted:	6	6	7 (46)	7 (46)
Fumbles Lost:	4	9	8 (52)	14 (122)
Turnovers Gained:	10	8	9 (61)	12 (84)
Turnovers Lost:	8	16	2 (30)	13 (122)
Passing Efficiency:	124.34	125.05	10 (89)	9 (85)
Pass Efficiency Defense	136.14	134.87	14 (85)	12 (77)
Fewest Penalties:	39	30	9 (56)	1 (18)
Fewest Yards Penalized:	369	274	13 (74)	2 (18)
Sacks/game:	2.00	2.33	8 (71)	5 (54)
Tackles for Losses:	43	32	3 (27)	10 (89)
First Downs:	130	106	9 (77)	13 (117)
Red Zone Offense:	0.750	0.882	11 (110)	4 (41)
Red Zone Defense:	0.818	0.833	9 (61)	11 (65)

THE NOTEBOOK

MORE NOTABLES

- Under **Dan Mullen** (since 2009), State is 51-3 when leading at the half and 52-2 when leading at the end of the third quarter.
- State owns an 11-4 record following a loss under **Dan Mullen** since 2013.
- State has produced 25 plays of 20 or more yards from scrimmage this year - 11 rushes and 14 passes.
- MSU owns a +2 turnover margin on the year having gained 10 turnovers (four fumbles, six interceptions) and lost eight (four interceptions, four fumbles). The Bulldogs are 2-0 when winning the turnover battle this season (def. South Carolina, UMass). MSU has lost the turnover battle only once this season (-1 vs. Auburn).
- Redshirt freshman linebacker **Leo Lewis** leads all SEC freshmen in tackles (43), and he's the only freshman in the SEC's top 50 in total tackles. Lewis is also tops among all SEC freshmen in tackles in conference only games with 20.

MULLEN VS. THE SEC EAST

- State has fared well against the SEC East in the **Dan Mullen** era. The Bulldogs have won five in a row over the SEC East, all by double-digits and outscoring them a combined 196-74 during that stretch.
 - The Bulldogs are 14-4 vs. the SEC East under Mullen (since 2009): Florida (1-1), Georgia (1-1), Kentucky (7-0), Missouri (1-0), South Carolina (1-2), Tennessee (1-0) and Vanderbilt (2-0). Mullen owns perfect records against Kentucky, Missouri, Tennessee and Vanderbilt.
 - The last time State lost to an SEC East opponent was to South Carolina by a score of 34-16 on Nov. 2, 2013.
 - The Bulldogs are 7-2 vs. the SEC East on the road under Mullen, including two straight wins.
 - State is seeking to sweep its SEC East slate for the third straight year. The Bulldogs already defeated South Carolina 27-14 on Sept. 10 in Starkville.
 - Among SEC West teams, MSU owns the second-longest current winning streak vs. the SEC East:
- SEC West Teams Current Win Streaks Over SEC East**

Alabama - 17

Mississippi State - 5

LSU - 4

Texas A&M - 4

Arkansas - 2

Ole Miss - 1

Auburn - 0

MSU ONE OF THE SEC'S BEST SINCE 2014

Mississippi State is seventh in the SEC for the best record since 2014 with a 21-12 mark. Eleven of the 21 victories have come in conference play. From 2014-15, it was the winningest two-year stretch in MSU history and it occurred during an era with the SEC West as college football's most dominant division.

Top Records by SEC teams since start of 2014 season:

1. Alabama - 33-3

2. Georgia - 24-9

3. Ole Miss - 22-10

Texas A&M - 22-10

Florida - 22-10

6. LSU - 21-10

7. Mississippi State - 21-12

Tennessee 21-12

9. Arkansas - 20-13

10. Auburn - 19-13

11. Missouri - 18-14

A.J. JEFFERSON AMONG NATION'S BEST IN TFL

Senior defensive end **A.J. Jefferson** has made his presence known in the first six games of the year. He's recorded at least 0.5 tackles for loss in five of the six games. Eleven times in his career he has registered multiple tackles for loss in a game.

- Jefferson is third in the SEC in tackles for loss (10.0) and averages 1.67 tackles for loss per game, which is also third in the SEC. His TFL tally is 10th nationally and his TFL/per game mark is seventh nationally. Jefferson is 11th in the SEC in sacks (4). The senior has at least one tackle for loss in 13 of his last 19 games. His TFL total is tied for the most by an MSU player through the first six games of a season in school history, matching the 10 by Willie Evans in 2005. Evans ended up

2016 PLAYER HONORS

Richie Brown, Sr. LB

- NFF Campbell Trophy Semifinalist
- Senior CLASS Award Candidate
- Nagurski Trophy Watch List
- Butkus Award Watch List
- Senior Bowl Watch List

Jamaal Clayborn, Sr. C

- Rimington Trophy Watch List
- Senior Bowl Watch List

Brandon Holloway, RB/RS

- Paul Hornung Award Watch List
- Doak Walker Award Candidate
- Wuerffel Trophy Watch List
- Allstate AFCA Good Works Team Nominee

A.J. Jefferson, Sr. DE

- Ted Hendricks Award Watch List
- Senior Bowl Watch List
- SEC Defensive Lineman of the Week (vs. South Carolina)

Fred Ross, Sr. WR

- Biletnikoff Award Watch List
- Earl Campbell Tyler Rose Award Watch List
- Senior Bowl Watch List

14

First-Team All-SEC honors produced by MSU in the **Dan Mullen** era (since 2009; 8 offense, 6 defense)

2

National Football Foundation National-Scholar Athletes produced by MSU in the **Dan Mullen** era ... Since 2010, MSU is tied for the SEC lead in number of NFF National Scholar-Athletes produced

QUICK FACTS

Location	Starkville, Miss.
Founded	February 28, 1878
Nickname	Bulldogs
Enrollment	20,873
President	Dr. Mark Keenum
Athletics Director	Scott Stricklin
Faculty Rep	Dr. Steven Turner
Conference	Southeastern (West)
Colors	Maroon and White
Stadium	Davis Wade Stadium at Scott Field
Capacity	61,337
Constructed	1914
Playing Surface	Hybrid Bermuda
First Year Football	1895
Years of Football	117th
All-Time Record	542-566-39
All-Time SEC Record	186-354-12
All-Time Bowl Record	11-8

BULLDOG TRENDS

	2016	Mullen	Streak
August	0-0	1-1	L1
September	2-2	20-10	W1
October	0-2	20-11	L3
November	0-0	12-16	L1
December-January	0-0	4-2	W1

MSU's Conference Record...

at home	1-0	16-15	L1
on the road	0-1	11-17	L1

MSU's Non-Conference Record...

at home	0-1	18-3	L1
on the road	1-1	8-1	L1
neutral	0-0	4-3	W1

MSU vs. Ranked Opponents...

overall	0-1	6-30	L4
at home	0-0	3-15	L3
on the road	0-1	3-12	L2
neutral	0-0	0-3	L3
vs. Top 10	0-0	3-13	L3

MSU's Record in Games...

decided by 7 pts or less	0-3	14-12	L3
decided by 3 pts or less	0-2	3-3	L2
Road during the day	1-0	7-8	W1
Road at night	0-2	12-10	L2
Home during the day	0-2	13-7	L3
Home at night	1-0	20-11	W1

MSU's Record When Scoring...

less than 20 points	0-0	5-21	L3
20 or more points	2-3	26-12	L1
25 or more points	2-0	46-8	W3

MSU's Record When Allowing...

14 or fewer points	1-0	28-1	W19
24 or fewer points	1-2	48-11	L1
25+ points	1-2	9-28	L2

MSU's Record When...

MSU scores first	2-2	40-10	L1
Opponent scores first	0-2	17-29	L3
Leading after the 1st qtr	1-1	40-6	W1
Trailing after the 1st qtr	1-2	10-25	L1
Leading at halftime	1-1	51-3	L1
Trailing at halftime	1-2	5-33	L1
Leading after the 3rd qtr	2-1	52-2	W2
Trailing after the 3rd qtr	0-2	3-34	L3
Tied going into the 4th qtr	0-1	2-3	L1

MSU's Record With...

less than 300 yards	0-2	5-14	L2
400+ yards total offense	1-0	28-10	W3
500+ yards total offense	1-0	22-5	W5
600+ yards total offense	0-0	3-2	W2
less than 100 yards rush	0-1	4-9	L2
100+ yards rushing	2-3	23-14	L2
150+ yards rushing	2-2	21-11	L1
200+ yards rushing	2-1	27-5	W2
250+ yards rushing	2-0	19-5	W10
less than 200 yards pass	1-2	21-20	L1
300+ yards passing	1-0	14-5	W3
350+ yards passing	0-0	5-1	W4
400+ yards passing	0-0	1-1	W1
450+ yards passing	0-0	1-1	W1

setting the school single-season record with 21 that year.

- In the season-opener against South Alabama, Jefferson accounted for seven tackles and a career-best four tackles for loss and two sacks. The four TFL totaled 25 yards. The four tackles for loss were the most by an MSU player since now NFL Pro Bowler Fletcher Cox had four against South Carolina on Oct. 15, 2011.

- Jefferson was named SEC Defensive Lineman of the Week following the win over South Carolina in Week 2. He had two tackles for loss and one sack in the victory, becoming the first Bulldog to earn the honor since current Kansas City Chief Chris Jones on Nov. 9, 2015.

- With his sack/TFL in overtime at BYU, Jefferson moved to 34.5 career tackles for loss, which is fifth in school history. He is 0.5 shy from tying for third place.

MSU Career Tackles for Loss

Player	TFLs	Years
1. Willie Evans	48.5	2002-05
2. Billy Jackson	45.0	1980-83
3. Glen Collins	35.0	1978-81
Jonnie Cooks	35.0	1977-81
5. A.J. Jefferson	34.5	2013-p
6. Tyrone Keys	32.0	1977-80

WHAT CAN BROWN DO FOR YOU?

Senior linebacker **Richie Brown** enters the BYU game with 248 career tackles. The Long Beach, Miss., native is a candidate for three national awards this season, including the Nagurski, Butkus and Campbell Trophy. He earned his undergraduate degree in industrial technology in May 2016 with a 3.52 GPA and is currently pursuing his MBA.

- Brown owns nine double-digit tackle games in his career and he has tallied 19.5 tackles for loss.

- Brown, who was MSU's leading tackler a year ago, is tops on the team again this year with 51, which is fifth in the SEC. He's averaging 8.50 tackles for loss per game, which is fifth as well.

- In his last SEC game, Brown collected a career-high 14 tackles against Auburn. That total is the most by an MSU player in four years - since Cameron Lawrence had 15 against LSU on Nov. 10, 2012.

- On Sept. 28, Brown was named a semifinalist for the Campbell Trophy, which recognizes the best scholar-athlete in college football. The NFF will announce finalists on Nov. 1, and each of them will receive an \$18,000 postgraduate scholarship as a member of the 2016 NFF National Scholar-Athlete Class. One of the finalists will be named the winner of the William V. Campbell Trophy at the 59th NFF Annual Awards Dinner on Dec. 6 in New York City. Since 2010, MSU is tied for the SEC lead in number of NFF National Scholar-Athletes produced with two. Last year, Taveze Calhoun was a finalist for the Campbell Trophy and a National Scholar-Athlete. He was the only one selected in the SEC in 2015.

CREATING NEGATIVE PLAYS

It's been evident that the Bulldogs have been in the backfield of opposing teams, tallying 43 tackles for loss through the first six contests. That mark is fourth in the SEC and State averages 7.2 tackles for loss per game, which is No. 3 in the SEC and No. 27 nationally. Texas A&M leads the league with 58 followed by Alabama with 53.

- A total of 18 different Bulldogs have at least 0.5 tackles for loss this year led by **A.J. Jefferson's** 10.0. **Johnathan Calvin** is second with 4.0. A total of 13 players have multiple tackles for loss this season.

STOUT RUSHING OFFENSE, DEFENSE

State boasts a top-six league rushing offense and defense along with Alabama, Auburn Georgia and LSU.

- The Bulldogs are allowing 136.2 yards per game on the ground, a mark that is fifth in the SEC.

Overall, State owns the SEC's sixth-best total defense, issuing 361.3 yards per game.

- The Bulldogs are averaging 190.7 yards per game offensively on the ground. That mark ranks sixth in the league. MSU has put up at least 160 yards rushing in five of its six games this season, including three 200-yard rushing contests. The Bulldogs gained a season-best 293 against UMass.

- State has rushed for 1,144 yards through the first six games, its most since 1,586 through the first six games of 2014.

- Defensively, South Carolina managed only 34 yards on the ground in MSU's SEC opener. It was the fewest allowed by State since LSU had 30 on Sept. 26, 1990.

MULLEN ERA: SUSTAINED SUCCESS, WINNINGEST STRETCH

Dan Mullen is now the SEC's second-longest current tenured head coach following the departure of LSU's Les Miles. Mullen has guided the Bulldogs to the winningest six-year and two-year stretches in school history and he's done it while playing in college football's toughest division. Mullen is just eight wins shy of College Football Hall of Famer Allyn McKeen, who won 65 games in nine years. Mullen is in his eighth year and is coaching in his 97th game this weekend. Only Jackie

Sherrill (152) had coached in more MSU games than Mullen.

Top 5 Winningest MSU Coaches (in terms of victories)

Head Coach	Years	Tenure	Record	Pct.
1. Jackie Sherrill	13	1991-2003	75-75-2	.500
2. Allyn McKeen	9	1939-48	65-19-3	.764
3. Dan Mullen	8	2009-Present	57-39	.594
4. Emory Bellard	7	1979-85	37-42	.468
5. W.D. Chadwick	5	1909-13	29-12-2	.698

FITZGERALD TAKES THE REINS AT QUARTERBACK

Sophomore **Nick Fitzgerald** has taken over the starting quarterback duties, starting the first six games of the year (2-4 record). Prior to this season Dak Prescott, now the starter for the Dallas Cowboys, was MSU's starting signal caller for the 27 games prior dating back to the 2013 Liberty Bowl.

- At 6-foot-5, 230 pounds, Fitzgerald was Prescott's primary backup last season. He was offered by only two schools coming out of Richmond Hill (Ga.) High School, MSU and Middle Tennessee. Richmond Hill ran an option style offense.

- In just his second start, Fitzgerald obliterated the MSU single-game record for rushing yards by a quarterback, carrying it 17 times for 195 yards against South Carolina in Week 2. He had a career-long 74-yard run on MSU's second offensive series. He broke the old mark of 163 held by John Bond on Nov. 22, 1980 against Ole Miss.

Most Rushing Yards by a QB in MSU Single Game

Yards (Att.)	QB	Opponent	Date
195 (17)	Nick Fitzgerald	South Carolina	9/10/2016
163 (15)	John Bond	Ole Miss	11/22/1980
158 (21)	John Bond	LSU	11/12/1983
154 (16)	Dak Prescott	Texas A&M	11/9/2013

- Fitzgerald became just the second player in MSU history to record at least 300 yards passing and 100 yards rushing in a game on Sept. 24. In a 47-35 win at UMass, Fitzgerald racked up 415 yards of total offense, throwing for a career-best 305 yards and rushing for 110 yards. The 415 yards of total offense was the seventh-best total in a game in MSU history. Five of the top seven individual total offensive performances in school history have occurred under **Dan Mullen**.

MSU Single-Game Total Offensive Yards

Player	Yards	Opponent	Date
1. Dak Prescott	554	Arkansas	11/21/2015
2. Dak Prescott	510	Georgia Tech	12/31/2014
3. Derrick Taite	468	Tulane	10/22/1994
4. Dak Prescott	465	Kentucky	10/24/2015
5. Wes Carroll	441	Arkansas	11/17/2007
6. Dak Prescott	427	NC State	12/30/2015
7. Nick Fitzgerald	415	UMass	9/24/2016

- Fitzgerald joined Dak Prescott (Oct. 24, 2015 vs. Kentucky) as the only two with 300/100 games in school history. Prescott threw for 348 and rushed for 117 against the Wildcats.

- Fitzgerald is one of only three FBS quarterbacks to register a 300-yard passing/100-yard rushing feat in the same game this season, joining Louisville's Lamar Jackson (411/199 vs. Syracuse on Sept. 9) and Colorado's Steven Montez (333/135 vs. Oregon on Sept. 24).

- Fitzgerald has been one of the SEC's most effective third down players. He has run it on third down more than any player in the league (24 times) and ranks second in the SEC in third-down rushing yardage (97). Nine of his 24 rushes on third down have gone for first downs. He ranks No. 2 in the SEC in 10-or-more yard rushes on third down with five (Trevor Knight, Texas A&M 6).

"THE BOSS" FRED ROSS BREAKING RECORDS

Wide receiver **Fred Ross** elected to return for his senior year and is on the cusp of many MSU records, two of which he could break at Kentucky.

- For the season, Ross ranks fifth in the SEC in catches (34), 11th in receiving yards (386) and second in touchdowns (5). Ross has also thrown for a TD this year - a 17-yard pass to **Donald Gray** in the second quarter of the South Carolina game. Ross, who led the SEC in receptions per game last season, is third this year in that category with 5.7. 23 of his 34 catches have either gone for a first down or a touchdown this season.

- Ross has accounted for 18 career touchdowns: 15 receiving, one rushing, one punt return and one passing.

- Ross has caught at least one touchdown in four out of his last five games. He caught one in four straight contests earlier this season, representing the longest streak by a Bulldog since De'Runnya Wilson did it in four straight last season. Ross' five touchdowns this season already match his career-best in a season. He had five in 2015 and 2014.

- With his 126 receiving yards at UMass, Ross tied the MSU record for most 100-yard receiving

BULLDOGS ON NFL ROSTERS

Name	Pos.	Team	Yrs.
Denico Autry	DE	Raiders	3
Johnthan Banks	CB	Buccaneers	4
Ryan Brown ^	DE	Bengals	R
Taveze Calhoun ^	CB	Saints	R
Blaine Clausell ^	OT	Ravens	2
Fletcher Cox \$	DE	Eagles	5
Dillon Day ^	C	Broncos	2
Kaleb Eulls ^	DT	Chargers	2
Gabe Jackson \$	OG	Raiders	3
Malcolm Johnson \$	TE	Browns	2
Chris Jones	DT	Chiefs	R
Kyle Love	DT	Panthers	8
Benardrick McKinney\$	LB	Texans	2
Pernell McPhee *	OLB	Bears	6
Dak Prescott \$	QB	Cowboys	R
Will Redmond *	CB	49ers	R
Deontae Skinner	LB	Giants	3
Darius Slay \$	CB	Lions	4
Preston Smith \$	LB	Redskins	2
K.J. Wright \$	LB	Seahawks	6

* - indicates on injured reserve

^ - indicates practice squad

\$ - indicates regular starter

20

current total NFL players - all who played for **Dan Mullen** (13 active)

177

consecutive passes without an interception by Dak Prescott, a new NFL record to start a career

8

who are current starters in the NFL



CAREER 100-YARD RECEIVING GAMES

Donald Gray • Jr. • WR (1)

140, Northwestern State, 2015

Brandon Holloway • Sr. • RB (1)

101, at Arkansas, 2015

Fred Ross • Sr. • WR (8, 1 in 2016)

154, at Arkansas, 2015

126, at UMass, 2016

117, Ole Miss, 2015

115, at Missouri, 2015

114, Alabama, 2015

107, Arkansas, 2014

103, at Texas A&M, 2015

102, vs. Georgia Tech, 2014

CAREER GAMES PLAYED/STARTED

Player	'13	'14	'15	'16	Total
Fletcher Adams	--	--	--	5/0	5/0
Nelson Adams	13/0	13/0	13/3	6/6	45/9
Hunter Bradley	--	3/0	12/0	6/0	21/0
Richie Brown	13/0	13/0	13/13	6/6	45/19
Brandon Bryant	--	--	13/8	6/6	19/14
Deion Calhoun	--	--	13/1	6/6	19/7
Johnathan Calvin	--	--	13/1	6/6	19/7
Kelan Chairs	--	7/0	12/0	6/0	24/0
Jamaal Clayborn	7/0	4/0	12/12	6/6	29/18
Tolando Cleveland	12/0	13/0	13/10	0/0	38/10
Ronald Cochran	--	--	4/0	0/0	4/0
Will Coleman	--	--	13/0	0/0	13/0
Kivon Coman	13/0	13/0	13/13	5/5	44/18
Logan Cooke	--	9/0	13/0	6/0	28/0
Jamal Couch	--	--	--	6/0	6/0
Torrey Dale	2/0	11/0	13/0	6/1	32/1
Malik Dear	--	--	11/0	5/2	16/2
Devon Desper	7/0	11/2	13/13	6/6	37/21
Lashard Durr	--	--	--	6/5	6/5
Nick Fitzgerald	--	--	8/0	6/6	14/6
Nick Gibson	--	--	--	0/0	0/0
Jamoral Graham	--	9/0	12/0	6/5	27/5
Westin Graves	--	4/0	13/0	6/0	23/0
Donald Gray	--	--	13/0	6/6	19/6
J.T. Gray	--	6/0	13/0	6/5	25/5
Farrod Green	--	--	--	6/2	6/2
Gerri Green	--	--	13/1	8/0	19/1
Aaron Hamaker	--	--	3/0	6/0	9/0
Dezmond Harris	--	6/0	7/0	6/0	19/0
Grant Harris	--	--	5/0	1/0	6/0
Brandon Holloway	11/0	13/0	13/8	5/4	42/12
Braxton Hoyett	--	--	7/0	6/0	13/0
Jesse Jackson	--	--	12/0	6/1	18/1
Nick James	--	13/0	13/10	5/1	39/11
A.J. Jefferson	13/0	13/0	13/13	6/6	45/19
Elgton Jenkins	--	--	11/3	6/3	17/6
Cedric Jiles	11/3	--	12/0	2/2	28/5
Jocquell Johnson	--	--	7/0	5/0	12/0
Justin Johnson	--	--	11/0	6/1	17/1
Kendell Jones	--	--	--	1/0	1/0
Traver Jung	--	--	--	6/0	6/0
Dontavian Lee	--	--	10/0	6/0	16/0
Leo Lewis	--	--	--	6/6	6/6
Mark McLaurin	--	--	12/0	6/1	18/1
Keith Mixon	--	--	--	5/1	5/1
Harrison Moon	--	--	--	6/0	6/0
Anfernee Mullins	--	--	--	2/0	2/0
Alec Murphy	--	--	--	0/0	0/0
Gabe Myles	--	13/3	10/0	6/4	29/7
Jamal Peters	--	--	12/2	6/0	18/2
Josiah Phillips	--	--	1/0	6/0	7/0
Martinas Rankin	--	--	--	6/3	6/3
Chris Rayford	--	--	13/0	6/0	19/0
Fred Ross	11/0	13/1	13/13	6/6	43/20
Justin Senior	11/1	13/13	12/12	6/6	42/32
Ashton Shumpert	12/0	12/0	12/5	6/3	42/8
Jeffery Simmons	--	--	--	5/0	5/0
Maurice Smitherman	--	--	--	5/0	5/0
Marquiss Spencer	--	--	--	5/0	5/0
Jonnas Spivey	--	--	--	0/0	0/0
Chris Stamps	--	--	--	5/0	5/0
Michael Story	--	--	--	6/0	6/0
Cory Thomas	--	--	8/0	6/4	14/4
Dedrick Thomas	--	--	--	5/0	5/0
Jordan Thomas	--	--	--	5/0	5/0
Nick Tiano	--	--	--	1/0	1/0
Hayes Walker	--	--	1/0	1/0	2/0
Brad Wall	--	--	--	1/0	1/0
Deandre Ward	2/0	13/0	13/0	6/1	34/1
Tim Washington	--	--	--	6/0	6/0
Evans Wilkerson	--	--	--	6/0	6/0
Aeris Williams	--	--	13/0	6/0	19/0
Damian Williams	6/1	6/0	--	2/0	14/1
Darryl Williams	--	--	--	6/0	6/0

games in a career, matching David Smith's mark. It was the second-highest receiving yard total of Ross' career and his first 100-yard game of the season.

• Ross has caught at least one pass in 28 straight games, a mark that leads the SEC.

MSU Career 100-Yard Receiving Games

Player	Games	Years
1. David Smith	8	1968-70
Fred Ross	8	2013-p
3. Chad Bumphis	7	2009-12
Mardye McDole	7	1977-80
5. Justin Jenkins	6	2000-03
Bill Buckley	6	1971-73

• Ross sits in second place in MSU career catches with 161 heading into the Kentucky game. He is just one catch away from tying the school career record of David Smith (1968-70). With his five catches at BYU, Ross surpasses Chad Bumphis for second place.

MSU Career Receptions

Player	Rec.	Years	Yds.	Avg.
1. David Smith	162	1968-70	2168	13.4
2. Fred Ross	161	2013-p	1997	12.4
3. Chad Bumphis	159	2009-12	2270	14.3
4. Sammy Milner	146	1968-70	1806	12.4
5. Justin Jenkins	139	2000-03	1974	14.2

• Ross is just three yards shy of reaching the 2,000-yard receiving mark. He heads into the week-end with 1,997 receiving yards, which is fifth in school history.

MSU Career Receiving Yards

Player	Yds.	Years	Rec.
1. Chad Bumphis	2270	2009-12	159
2. Mardye McDole	2214	1977-80	116
3. David Smith	2168	1968-70	162
4. Eric Moulds	2022	1993-95	118
5. Fred Ross	1997	2013-p	161
6. Justin Jenkins	1974	2000-03	139
7. Sammy Milner	1806	1968-70	146
8. Danny Knight	1773	1980-83	81
9. Terrell Grindle	1724	1999-02	119
10. Bill Buckley	1632	1971-73	102

• Ross has caught 15 touchdowns for his career, which is sole possession of fifth in MSU history.

MSU Career Receiving Touchdowns

Player	TDs	Years	Rec.
1. Chad Bumphis	24	2009-12	159
2. DeRunnya Wilson	22	2013-15	133
3. Justin Jenkins	17	2000-03	139
Eric Moulds	17	1993-95	118
5. Fred Ross	15	2013-p	156
6. Bill Buckley	14	1971-73	102

• Ross is tops among all active SEC players in career receptions:

- 1. Fred Ross, MSU - 161**
- Evan Engram, OM - 134
- Josh Reynolds, A&M - 133
- Calvin Ridley, Bama - 128
- Christian Kirk, A&M - 120

STATE TRAVELING MOST MILES IN THE SEC

MSU is playing playing back-to-back road games and its fourth of six road contests this season.

The Bulldogs will travel 6,689 miles this season, more than any team in the SEC:

Opponent	Location	Method of Travel	Miles Roundtrip
LSU	Baton Rouge, La.	charter flight	612
UMass	Foxboro, Ma.	charter flight	2,214
BYU	Provo, Utah	charter flight	2,728
Kentucky	Lexington, Ky.	charter flight	762
Alabama	Tuscaloosa, Ala.	charter bus	167
Ole Miss	Oxford, Miss.	charter bus	206
Total:			6,689

SEC Miles Traveled This Season

Team	Miles Traveled
Mississippi State	6,689
Missouri	6,666
Texas A&M	5,584
LSU	5,342
Florida	4,088
Arkansas	3,932
Alabama	3,858
Ole Miss	3,858

Georgia	3,502
Kentucky	3,292
Tennessee	3,262
South Carolina	3,170
Vanderbilt	3,136
Auburn	1,626

DEZ HARRIS FORCING TURNOVERS

The Bulldogs welcomed the return of junior linebacker **Dez Harris** this season. Harris suffered a torn ACL in his left knee during the second half of last year's Louisiana Tech game on Oct. 17. It was the third torn ACL of Harris' career. He injured his right one in high school and had one as a redshirt freshman in 2014 against Auburn.

- Harris has played in all six games and came up big in the fourth quarter at No. 20 LSU, recovering an onside kick to keep the Bulldogs alive and forcing two fumbles on Heisman Trophy candidate Leonard Fournette. Gerri Green recovered one of the fumbles and LSU turned it over on downs on the other. Harris was able to end Fournette's streak of consecutive carries without a fumble lost. It was Fournette's first in 414 carries dating back to Oct. 25, 2014.

16 FIRST TIME STARTERS

The Bulldogs have produced 16 first time starters -- eight on offense and eight on defense -- so far this season. They had seven first-time starters in the season-opener against South Alabama: QB **Nick Fitzgerald**, WR **Donald Gray**, LB **J.T. Gray**, DT **Torrey Dale**, LB **Leo Lewis**, CB **Jamoral Graham** and CB **Lashard Durr**. In Week 2 against South Carolina, TE **Justin Johnson** and DT **Cory Thomas** added their names to the list. WR **Malik Dear** and WR **Keith Mixon** got their first starts at LSU in Week 3. Week 4 at UMass saw WR **Jesse Jackson**, LT **Martinas Rankin** and LB **DeAndre Ward** make their first career starts. TE **Farrod Green** got his first career start, doing so in Week 5 against Auburn. S **Mark McLaurin** started at BYU in place of an injured **Kivon Coman**.

22 BULLDOGS HAVE MADE THEIR DEBUTS. 4 TRUE FRESHMEN

A total of 22 Bulldogs have seen their first career action so far this season. A total of 18 did so in the season-opener against South Alabama: DL **Fletcher Adams**, WR **Jamal Couch**, CB **Lashard Durr**, TE **Farrod Green**, DL **Kendell Jones**, LB **Traver Jung**, LB **Leo Lewis**, OL **Harrison Moon**, WR **Keith Mixon**, OL **Martinas Rankin**, DB **Maurice Smitherman**, DL **Marquiss Spencer**, CB **Chris Stamps**, OL **Michael Story**, WR **Dedrick Thomas**, DL **Tim Washington**, OL **Evans Wilkerson** and OL **Darryl Williams**. A week later against South Carolina, DT **Jeffery Simmons** and TE **Jordan Thomas** added their names to the list. QB **Nick Tiano**, who redshirted as a true freshman in 2015, saw his first career action in the fourth quarter of the Auburn game. True freshman PK **Brad Wall** made his debut on kickoffs against the Tigers. Of the 22 to make their debuts, 19 of them are freshmen, including four true freshmen - Couch, Spencer, Simmons and Wall.

LOGAN COOKE HAS CAREER GAME

Junior punter **Logan Cooke** had the best game of his career in Week 2 against South Carolina. Cooke had the best game by a punter in the **Dan Mullen** era, booting four punts for a career-best 49.5 average, including a career-long 68-yarder in the third quarter and three inside the 20.

- The 68-yarder was the longest by a Bulldog since Devon Bell had a 70-yarder at South Alabama on Sept. 13, 2004. It also tied for the longest by an SEC player this season.
- Cooke's 49.5 average was also the best by an MSU player (minimum three punts) since Prentiss Cole averaged 50.0 on five punts at BYU on Sept. 14, 2000. Cooke averaged 64.4 yards per kickoff, including two for touchbacks.

JUSTIN SENIOR 1 OF 2 CANADIANS IN THE SEC

Justin Senior is State's most experienced offensive lineman as the fifth-year offensive tackle has played in 42 games with 32 starts. He graded out a champion and paved the way for a dominant rushing attack against South Carolina in Week 2. The Montreal, Quebec, native is also one of only two SEC players who hail from Canada. Tennessee's Jonathan Kongbo (Surrey, B.C.) is the other. Senior is one of three MSU players who have already earned their undergraduate degrees, joining fellow offensive line starter **Devon Desper** and linebacker **Richie Brown**.

INJURY REPORT

Two of MSU's veteran cornerbacks have missed significant time this season. Senior **Tolando Cleveland**, who started 10 games last year, tore his ACL in his left knee on Aug. 17 in preseason camp. Cleveland is out for the year. Senior **Cedric Jiles** broke his right arm in camp and missed the first four games of the year before returning against Auburn. Jiles has started the last two games. Senior DL **Will Coleman** sustained a back injury during camp and missed the first five games of the year before seeing limited action last week at BYU. Two more starters missed the BYU game due to injury, including RB **Brandon Holloway** and S **Kivon Coman**.

MULLEN THE SEC KING OF DEVELOPING NFL QBS

No current SEC head coach has directly coached more current NFL starting quarterbacks than **Dan Mullen**. Three of Mullen's proteges are current starters this NFL season, including Dallas' Dak Prescott, Kansas City's Alex Smith and Carolina's Cam Newton. Prescott, a once three-star recruit, became the first MSU QB to start a game under center in the NFL since Joe Reed of the Detroit Lions did so on Dec. 2, 1979. Mullen coached veteran Alex Smith at Utah and Cam Newton for two seasons at Florida. Prescott, who holds the third-longest streak of not throwing an interception in SEC history (288), set an NFL rookie record for consecutive passes without an interception.

Current SEC Head Coaches who directly worked with current NFL QB starters:

Bret Bielema – Russell Wilson (2011, HC at Wisconsin)
Gus Malzahn – Cam Newton (2010, OC/QB at Auburn)
Dan Mullen – Alex Smith (2003-04, QB at Utah)
Cam Newton (2007-08, OC/QB at Florida)
Dak Prescott (2011-15, HC at MSU)
Kevin Sumlin – Case Keenum (2008-2011, HC at Houston)

TEAM CAPTAINS

Four seniors were voted team captains for the season by the players during camp: RB **Brandon Holloway**, LB **Richie Brown**, DE **A.J. Jefferson** and WR **Fred Ross**.

SEC STANDINGS

State sits in seventh place in the SEC Western Division standings.

SEC West	SEC Record	Overall
Alabama	4-0	7-0
Texas A&M	3-0	6-0
Auburn	2-1	4-2
LSU	2-1	4-2
Arkansas	1-1	5-2
Ole Miss	1-2	3-3
Mississippi State	1-2	2-4
SEC East	SEC Record	Overall
Florida	3-1	5-1
Kentucky	2-2	3-3
Tennessee	2-2	5-2
Georgia	2-3	4-3
Vanderbilt	1-3	3-4
South Carolina	1-4	2-4
Missouri	0-3	2-4

RANKINGS

ASSOCIATED PRESS

RK.	TEAM	REC.	POINTS
1	Alabama (60)	7-0	1524
2	Ohio State	6-0	1457
3	Michigan (1)	6-0	1368
4	Clemson	7-0	1337
5	Washington	6-0	1304
6	Texas A&M	6-0	1218
7	Louisville	5-1	1168
8	Nebraska	6-0	1037
9	Baylor	6-0	1021
10	Wisconsin	4-2	935
11	Houston	6-1	766
12	West Virginia	5-0	744
13	Florida State	5-2	733
14	Boise State	6-0	694
15	Florida	5-1	626
16	Oklahoma	4-2	612
17	Arkansas	5-2	584
18	Tennessee	5-2	552
19	Utah	6-1	479
20	Western Michigan	7-0	285
21	Auburn	4-2	277
22	North Carolina	5-2	254
23	Ole Miss	3-3	188
24	Navy	4-1	163
25	LSU	4-2	123

RV: Colorado 110, Miami 69, Oklahoma State 47, Washington State 39, Virginia Tech 38, South Florida 31, Stanford 15, Iowa 7, Arizona State 6, USC 5.

USA TODAY COACHES

RK.	TEAM	REC.	POINTS
1	Alabama (61)	7-0	1597
2	Ohio State (2)	6-0	1524
3	Clemson (1)	7-0	1432
4	Michigan	6-0	1413
5	Washington	6-0	1366
6	Texas A&M	6-0	1287
7	Louisville	5-1	1207
8	Baylor	6-0	1130
9	Nebraska	6-0	1114
10	Wisconsin	4-2	874
11	Houston	6-1	841
12	Florida	5-1	830
13	West Virginia	5-0	781
14	Boise State	6-0	772
15	Florida State	5-2	709
16	Oklahoma	4-2	600
17	Arkansas	5-2	570
18	Utah	6-1	538
19	Tennessee	5-2	457
20	Western Michigan	7-0	317
21	North Carolina	5-2	250
22	Ole Miss	3-3	182
23	LSU	4-2	176
24	Auburn	4-2	156
25	Navy	4-1	133

RV: Colorado 121, South Florida 108, Miami 74, Oklahoma State 51, Washington State 49, Virginia Tech 37, NC State 18, Stanford 16, Memphis 14.

BULLDOGS WEEK-BY-WEEK

WK.	AP	COACHES
Preseason	NR	RV
Week 2 (9/6)	NR	NR
Week 3 (9/11)	NR	NR
Week 4 (9/18)	NR	NR
Week 5 (9/25)	NR	NR
Week 6 (10/2)	NR	NR
Week 7 (10/10)	NR	NR
Week 8 (10/16)	NR	NR

MISCELLANEOUS STATS

TURNOVER CHART

Opponent	Forced by MSU			Pts Off	Margin	Forced By Opponent			Pts Off
	Fum	Int	Tot			Fum	Int	Tot	
USA	0	0	0	0	-	0	0	0	0
USC	1	1	2	0	+1	0	1	1	0
at LSU	1	0	1	0	-	1	0	1	0
at UMass	0	3	3	7	+2	1	0	1	0
Auburn	1	1	2	0	-1	2	1	3	14
at BYU	1	1	2	0	-	0	2	2	0
at Kentucky									
Samford									
Texas A&M									
at Alabama									
Arkansas									
at Ole Miss									
TOTALS	4	6	10	7	+2	4	4	8	14

REDZONE CHART

Opponent	MSU			*- includes OT			Score				Opponents			*- includes OT			Score			
	Inside 20	TD	Run/Pass	TD Pct.	FG	Pct.					Inside 20	TD	Run/Pass	TD Pct.	FG	Pct.				
USA	4	2	1/1	.500	1	.750					5	3	1/2	.600	0	.600				
USC	8	3	0/3	.375	2	.625					2	2	0/2	1.000	0	1.000				
at LSU	4	2	0/2	.500	2	1.000					3	1	0/1	.333	1	.667				
at UMass	6	4	2/2	.667	2	1.000					4	3	0/3	.750	0	.750				
Auburn	3	1	0/1	.333	0	.333					5	4	3/1	.800	1	1.000				
at BYU	3*	2*	2/0	.667	0	.667					3*	3*	1/2	1.000	0	1.000				
at Kentucky																				
Samford																				
Texas A&M																				
at Alabama																				
Arkansas																				
at Ole Miss																				
TOTALS	28	14	5/9	.500	7	.750					22	16	5/11	.682	2	.772				

REWRITING THE MISSISSIPPI STATE RECORD BOOKS IN THE DAN MULLEN ERA (2009-PRESENT)

102

individual and team single-game, single-season and career
statistical records have been broken in the Dan Mullen era.

Individual Single-Game (16 overall)

Rushing Yards – Anthony Dixon; 252 vs. Kentucky (2009)
Rushing Yards by a Quarterback - Nick Fitzgerald; 195 vs. South Carolina (2016)
Yards Per Rush – Anthony Dixon; 7.6 vs. Kentucky (2009)
Total Offense – Dak Prescott; 554 at Arkansas (2015)
Total Plays – Dak Prescott; 70 at Alabama (2014)
Touchdowns Responsible For – Dak Prescott; 7 at Arkansas (2015)
Completions – Dak Prescott; 38 at Arkansas (2015)
Completion Percentage – Dak Prescott; .769 vs. Texas A&M (2014)
Passing Yards – Dak Prescott; 508 at Arkansas (2015)
Passing Touchdowns – Dak Prescott; 5 at Arkansas (2015)
Consecutive Attempts Without an INT – Dak Prescott; 52 vs. LSU (2015)
Receiving Yards – Jameon Lewis; 220 vs. Rice (2013)
Receiving Touchdowns – Chad Bumphis; 3 vs. Troy (2012)
Interceptions - Richie Brown; 3 vs. Texas A&M (2014)
Interception Return Yards – Johnthan Banks; 120 vs. Florida (2009)
Interception Touchdowns – Johnthan Banks; 2 vs. Florida (2009)

Team Single-Game (7 overall)

Passing Attempts – 54 vs. LSU (2015)
Passing Completions – 34 vs. LSU (2015)
Completion Percentage – .800 vs. Memphis (2010)
Passing Yards – 508 at Arkansas (2015)
Touchdown Passes – 5 at Arkansas (2015); vs. Georgia Tech (2014)
Total Plays – 100 vs. Arkansas (2010)
Total Offense – 645 at Memphis (2011)

Individual Single-Season (34 overall)

Rushing Yards – Anthony Dixon; 1,391 (2009)
Rushing Yards by a Quarterback – Dak Prescott; 986 (2014)
Rushing Yards Per Game – Anthony Dixon; 126.5 (2009)
100-Yard Rushing Games – Anthony Dixon; 8 (2009)
Rushing Touchdowns – Vick Ballard; 19 (2010)
Total Offense – Dak Prescott; 4,435 (2014)
Total Offense Yards Per Game – Dak Prescott; 341.2 (2014)
Touchdowns Responsible For – Dak Prescott; 41 (2014)
Passing Attempts – Dak Prescott; 477 (2015)
Passing Completions – Dak Prescott; 316 (2015)
Completion Percentage – Dak Prescott; .662 (2015)
Passing Yards – Dak Prescott; 3,793 (2015)
Passing Yards Per Game – Dak Prescott; 291.8 (2015)
200-Yard Passing Games – Dak Prescott; 12 (2014, 2015)
300-Yard Passing Games – Dak Prescott; 7 (2015)
Passing Touchdowns – Dak Prescott; 29 (2015)
Passing Efficiency – Dak Prescott; 151.7 (2014)
Consecutive Attempts Without an INT – Dak Prescott; 239 (2015)
Consecutive Games with a Touchdown Pass – Dak Prescott; 13 (2014)
Receiving Touchdowns – Chad Bumphis; 12 (2012)
Receptions - Fred Ross; 88 (2015)
100-Yard Receiving Games - Fred Ross; 5 (2015)
Points Scored – Vick Ballard; 120 (2010)
Touchdowns Scored – Vick Ballard; 20 (2010)
PAT Kicks Attempted – Evan Sobiesk; 59 (2014)
PAT Kicks Made – Evan Sobiesk; 56 (2014)
Most Kickoff Returns – Leon Berry; 38 (2009)
Kickoff Return Yardage – Leon Berry; 1,015 (2009)

Kickoff Return Touchdowns – Jameon Lewis; 1 (2012)
Yards Per Kickoff Return – Leon Berry; 26.8 (2010)
Interceptions – Corey Broomfield; 6 (2009)
Return Yards Per Interception – Johnthan Banks; 36.2 (2009)
Interceptions Return Yards – Johnthan Banks; 145 (2009)
Interceptions Returned for a Touchdowns – Johnthan Banks & Corey Broomfield; 2 (2009)

Team Single-Season (17 overall)

Total Offensive Yards – 6,679 (2014)
Total Plays – 1,001 (2014)
Yards Per Play – 6.7 (2014)
Per Game Offense – 513.8 (2014)
Points Scored – 480 (2014)
Points Per Game – 36.9 (2014)
Most Offensive Touchdowns – 60 (2014)
Total First Downs – 334 (2014)
Passing Yardage – 4,113 (2015)
Passing Yards Per Game – 316.4 (2015)
Completion Percentage – .662 (2015)
Completions – 331 (2015)
Passing Touchdowns – 31 (2014)
Blocked Kicks – 4 (2014, 2015)
Most PAT Kicks Made – 60 (2014)
100-Yard Receiving Games – 8 (2015)
Tackles For Loss – 98 (2015)



Individual Career (28)

Rushing Attempts – Anthony Dixon; 910 (2nd in SEC history)
Rushing Yards – Anthony Dixon; 3,994 (8th in SEC history)
Rushing Yards by a Quarterback – Dak Prescott; 2,521 (3rd in SEC history)
100-Yard Rushing Games – Anthony Dixon; 17
Rushing Touchdowns – Anthony Dixon; 42 (7th in SEC history)
All-Purpose Yards – Anthony Dixon; 4,443
Total Plays – Dak Prescott; 1,709 (4th in SEC history)
Total Offense – Dak Prescott; 11,897 (3rd in SEC history)
Touchdowns Responsible – Dak Prescott; 114 (4th in SEC history)
Passing Attempts – Dak Prescott; 1,169 (19th in SEC history)
Completions – Dak Prescott; 734 (12th in SEC history)
Completion Percentage – Dak Prescott; .628 (12th in SEC history)
Consecutive Attempts Without an INT – Dak Prescott; 288 (3rd in SEC history)
Passing Touchdowns – Dak Prescott; 70 (16th in SEC history)
Passing Yards – Dak Prescott; 9,376 (11th in SEC history)
200-Yard Passing Games – Dak Prescott; 29
300-Yard Passing Games – Dak Prescott; 9
400-Yard Passing Games – Dak Prescott; 2
Passing Efficiency – Dak Prescott; 146.1 (12th in SEC history)
Interception Percentage – Dak Prescott; .0196 (4th in SEC history)
Receiving Yards – Chad Bumphis; 2,270
Receiving Touchdowns – Chad Bumphis; 24 (15th in SEC history)
100-Yard Receiving Games - Fred Ross; 8
Points – Anthony Dixon; 276
Touchdowns Scored – Anthony Dixon; 46 (6th in SEC history)
Yards Per Kickoff Return – Leon Berry; 26.7 (6th in SEC history)
Kickoff Return Yards Per Game – Leon Berry; 84.6
Kickoff Return Touchdowns – Leon Berry; 2




GAME 7 DEPTH CHART

OFFENSE

			Ht.	Wt.	Cl.-Exp.	Notable
WR (X)	6	Donald Gray	5-10	204	Jr.-1L	6 career starts ... Career-high 8 catches vs. UMass ... 2nd on team in receiving yards (275) & catches (20)
	86	Jesse Jackson	6-2	211	So.-1L	Third year with program ... Played in 18 career games ... Made first career start vs. UMass
WR (H)	8	Fred Ross	6-2	205	Sr.-3L	1 catch shy of MSU career record (161) ... TD catch in 4 of last 5 games ... 3 yds shy of 2,000 career
	22	Malik Dear	5-9	220	So.-1L	Caught 3 passes for 36 yards at BYU ... 3 career TDs (1 rush, 2 rec.) ... 4th on team in rec. yds (109)
	23	Keith Mixon	5-8	175	Fr.-RS	Rec. TD in 2 straight games (44 at BYU, 37 vs. AU) ... Career-high 82 AP yds at BYU ... 2016: 10 rec.
WR (Z)	5	Gabe Myles	6-0	195	Jr.-2L	Local standout who has accounted for 3 TDs and 405 yds in his career ... 2x Academic All-SEC
	18	Deddrick Thomas	5-9	188	Fr.-RS	Caught first TD pass (4 yds) in season-opener ... 2016: 5 rec., 44 yds, 1 TD ... 1 catch, 6 yds. vs. AU
LT	74	Elgton Jenkins	6-4	305	So.-1L	Action in 17 games with 7 career starts - 6 at left tackle and 1 at right tackle ... Started first 3 gm
-or-	55	Martinas Rankin	6-5	307	Jr.-RS	Former JUCO All-American who redshirted in '15 ... Has started the last 3 games at LT for MSU
LG	62	Devon Desper 	6-4	305	Sr.-2L	Accounting graduate who has started 21 games ... Moved from RG to LG in Belk Bowl
	67	Michael Story	6-4	295	Fr.-RS	Ripley, Miss., native who redshirted in his first season ... Saw most time all season at BYU
C	60	Jamaal Clayborn	6-4	315	Sr.-2L	Rimington Trophy candidate ... Owns 18 starts ... Led the squad in reg. season snaps last yr (848)
	64	Jocquell Johnson	6-4	301	Sr.-SQ	Played in 12 career games with 0 starts
RG	61	Deion Calhoun	6-3	308	So.-1L	Played in 19 games with seven starts ... First start was in Belk Bowl (RG) ... Started first 6 games
	73	Darryl Williams	6-2	303	Fr.-RS	RS Fr. who saw his first career action vs. USA
RT	58	Justin Senior 	6-5	310	Sr.-3L	Canadian native who is MSU's most experienced OL with 32 career starts (31 RT, 1 LT)
	75	Harrison Moon	6-4	290	Fr.-RS	Played on FG/PAT line first 6 weeks ... Hails from Chattanooga, Tenn. (Signal Mountain HS)
TE	81	Justin Johnson	6-3	239	So.-1L	Played in 17 games with first career start vs. SC ... 3 catches for 21 yards in '16 ... Hoover HS star
	82	Farrod Green	6-3	232	Fr.-RS	First career start vs. AU ... 1 TD in '16 ... First player at Wesson School to be offered D1 scholarship in 35 yrs
	83	Jordan Thomas	6-5	295	Jr.-JC	JUCO transfer ... 2 catches for 7 yards, first career TD vs. SC ... 6 catches for 25 yds, 1 TD on year
RB	10	Brandon Holloway	5-8	165	Sr.-3L	Season-high 80 rush yds vs. UMass ... 208 rush yds, 1 TD in '16 ... DNP at BYU (injury) ... Started first 5 gms
	32	Ashton Shumpert	6-2	218	Sr.-3L	Started last 2 games ... 3rd on team in rushing (165 yds, 36 att.) ... 6 rushes for 10 yards at BYU
	27	Aeris Williams	6-1	217	So.-1L	Career-best 82 yds rushing last game at BYU ... Was leading rusher at BYU ... 2016: 149 yds, 1 TD
QB	7	Nick Fitzgerald	6-5	230	So.-1L	2-4 as a starter ... Accounted for 8 TD in last 3 games ... 2016 passing: 91-165, 998 yds, 8 TD
	11	Damian Williams	6-1	229	Jr.-2L	Veteran QB who has started 1 game ... Led comeback attempt at LSU with 1 rush TD, 1 pass TD
	14	Nick Tiano	6-4	239	Fr.-RS	Saw first career action in 4Q vs. AU after redshirting in 2015... 1-of-1 for 5 yds vs. AU

DEFENSE

STAR	12	J.T. Gray	6-0	197	Jr.-2L	Started 5 of 6 games ... 5 tackles, 1 TFL in last game at BYU ... 3rd on team in tackles, 28th SEC (38)
-or-	28	DeAndre Ward	6-1	219	Sr.-2L	Made first career start at UMass and had career-best 7 tackles, 0.5 TFL ... 2016: 22 tackles, 2.5 TFL
	3	Traver Jung	6-3	229	Jr.-RS	Recovered a fumble and forced a fumble in last 2 games ... 2016: 10 tackles, 2 TFL, 1.5 sacks
DT	34	Cory Thomas	6-5	313	So.-1L	Played in 14 career games and started 4 ... 3 tackles, 1 TFL at BYU ... 2016: 20 tackles, 3.5 TFL
	49	Torrey Dale	6-6	277	Sr.-2L	5th-year senior who has played in 32 games with 1 start ... Forced first career fumble vs. AU
NT	94	Nelson Adams	6-3	305	Sr.-3L	Played in 44 games with 9 starts ... 2016: 11 tackles, 2 TFL, 2 sacks
	95	Braxton Hoyett	6-3	305	So.-SQ	Seen action in 13 career games (7 last year, 6 this year) ... 1 tackle vs. AU ... 2016: 3 tackles
-or-	88	Nick James	6-5	320	Sr.-2L	Played in 38 games with 11 starts ... Started first game of season at BYU ... 2016: 11 tackles, 1 TFL
-or-	98	Jeffery Simmons	6-4	310	Fr.-HS	Made debut vs. SC, recording 4 tackles, 1.5 tackles for loss, 1 forced fumble ... 2016: 13 tackles, 2 TFL
DE	47	A.J. Jefferson	6-3	280	Sr.-3L	5th in MSU career TFL (34.5) ... 3rd in SEC TFL (10.0) ... Team leader in sacks (4) ... 1 sack, FF at BYU
	43	Fletcher Adams	6-2	274	Fr.-RS	Younger brother of Nelson ... Played in 5 games and made 4 tackles on year ... 1 tackle vs. AU
VIPER	16	Johnathan Calvin	6-3	272	Sr.-1L	2nd on team in TFL (4) ... Had career game vs. UMass w/9 tackles, 2 TFL, 0.5 sacks, 1st career INT
	42	Marquiss Spencer	6-3	270	Fr.-HS	True Fr. who has played in 5 games and made 10 tackles ... Season-high 5 tackles at BYU last gm
MLB	39	Richie Brown 	6-2	240	Sr.-3L	Team leader in tackles w/51 (5th in SEC) ... Career-best 14 tackles vs. AU ... Graduate who is pursuing MBA
	46	Dez Harris	6-4	236	Jr.-2L	Forced two fumbles of Leonard Fournette in 4Q at LSU ... 2016: 16 tackles ... 1 TFL at BYU
WLB	44	Leo Lewis	6-2	230	Fr.-RS	Leads all SEC freshmen in tackles (43) and is 2nd on team ... 2.0 TFL ... Career-high 12 tackles at BYU
	4	Gerri Green	6-4	248	So.-1L	2015 SEC All-Freshman Team ... First career fumble recovery at LSU ... 2016: 18 tackles, 0.5 TFL
CB	9	Jamoral Graham	5-10	183	Jr.-2L	Converted from WR to CB in '15 ... First career INT for TD vs. UMass (38 yds) ... Nickname is "Smokey"
	2	Jamal Peters	6-2	217	So.-1L	First career INT vs. SC ... Moved from S to CB ... Former No. 1 HS player in Miss. ... 2 tackles at BYU
FS	11	Kivon Coman	6-3	205	Sr.-3L	Has recorded an INT in back-to-back games he has played ... DNP at BYU (injury) ... 3 career INT
	31	Maurice Smitherman	5-9	185	Fr.-RS	Redshirted last season, can also play corner and on ST ... 2016: 2 tackles ... 1 tackle vs. AU
SS	1	Brandon Bryant	6-0	215	So.-1L	4.24-40 dash ... 5th on team in tackles (29) ... 3 career INT ... Tied career best with 9 tackles vs. AU
	41	Mark McLaurin	6-2	218	So.-1L	Career-high 10 tackles vs. AU ... 6th on team in tackles (29) ... Made first start at BYU and had first INT
CB	5	Cedric Jiles	5-10	186	Sr.-1L	Missed first 4 games (broken right arm in camp) ... Returned and started in last 2 games
	25	Lashard Durr	5-11	197	Jr.-JC	5 career starts, including last game at BYU ... 2016: 10 tackles, 0.5 TFL
	24	Chris Rayford	6-0	199	So.-1L	Played in 19 career games ... Tied career high with 3 tackles in opener vs. USA ... 2016: 7 tackles

SPECIAL TEAMS

PK	25	Westin Graves	6-0	163	Jr.-1L	Former walk-on who earned scholarship ... 8-12 FG, 17-17 on XP in '16 ... Career long make: 48 in opener
	43	Logan Cooke	6-5	224	Jr.-2L	Has not attempted a FG or PAT at college level
KO	43	Logan Cooke	6-5	224	Jr.-2L	Served as KO specialist as true freshman in 2014 ... Averaging 64.5 KO this year with 9 touchbacks
	37	Brad Wall	5-8	175	Fr.-HS	Walk-on from Ocean Springs ... Made debut vs. AU with 3 KO's for 186 yds, 1 TB (62.0 avg)
P	43	Logan Cooke	6-5	224	Jr.-2L	Second straight year as No. 1 punter ... Career game vs. SC Wk 2, 49.5 avg on 4 att. with career-long 68
	25	Westin Graves	6-0	163	Jr.-1L	Has not punted at collegiate level yet
KR	10	Brandon Holloway	5-8	165	Sr.-3L	Hornung Award candidate ... Owns 1 KO return TD (100 yards in season-opener last yr at USM)
	6	Donald Gray	5-10	204	Jr.-1L	3 returns for 55 yards on the year (18.3 avg) with long of 22 vs. SC
PR	8	Fred Ross	6-2	205	Sr.-3L	Third straight year as primary PR ... 1 PR TD vs. Troy last year (77 yds) ... 10.3 ypr career avg
	5	Gabe Myles	6-0	195	Jr.-2L	Versatile threat from Starkville ... Has not returned a punt at collegiate level yet
LS	53	Hunter Bradley	6-3	245	Sr.-1L	Second straight year as primary snapper ... Played in 21 career games with all successful snaps
H	43	Logan Cooke	6-5	224	Jr.-2L	Second straight year as the holder

BOLD - denotes primary starter last year

 - denotes MSU graduate

CAREER STARTS

OFFENSE

LT

Elgton Jenkins - 5
Martinas Rankin - 3
Justin Senior - 1

LG

Devon Desper - 9

C

Jamaal Clayborn - 18

RG

Devon Desper - 12
Deion Calhoun - 7

RT

Justin Senior - 31
Elgton Jenkins - 1

TE

Farrod Green - 2
Justin Johnson - 1

WR

Fred Ross - 21
Gabe Myles - 7
Donald Gray - 6
Malik Dear - 2
Jesse Jackson - 1
Keith Mixon - 1

RB

Brandon Holloway - 12
Ashton Shumpert - 8

QB

Nick Fitzgerald - 6
Damian Williams - 1

DEFENSE

DE

A.J. Jefferson - 18
Johnathan Calvin - 1

DT

Nick James - 11
Nelson Adams - 9
Cory Thomas - 4
Torrey Dale - 1

VIPER

Johnathan Calvin - 6

LB

Richie Brown - 19
Leo Lewis - 6
J.T. Gray - 5
DeAndre Ward - 1

S

Kivon Coman - 18
Brandon Bryant - 14
Jamal Peters - 2
Mark McLaurin - 1

CB

Tolando Cleveland - 10
Jamoral Graham - 5
Cedric Jiles - 5
Lashard Durr - 5

OFFENSIVE GAME-BY-GAME STARTERS

Game	WR (X)	WR (H)	WR (Z)	LT	LG	C	RG	RT	TE	RB	QB
USA	Gray	Ross	Myles	Jenkins	Desper	Clayborn	Calhoun	Senior	Shumpert (2RB)	Holloway	Fitzgerald
USC	Gray	Ross	Myles	Jenkins	Desper	Clayborn	Calhoun	Senior	Johnson	Holloway	Fitzgerald
at LSU	Gray	Ross	Dear	Jenkins	Desper	Clayborn	Calhoun	Senior	Mixon (4WR)	Holloway	Fitzgerald
at UMass	Gray	Ross	Myles	Rankin	Desper	Clayborn	Calhoun	Senior	Jackson (4WR)	Holloway	Fitzgerald
Auburn	Gray	Ross	Myles	Rankin	Desper	Clayborn	Calhoun	Senior	F. Green	Shumpert	Fitzgerald
at BYU	Gray	Ross	Dear	Rankin	Desper	Clayborn	Calhoun	Senior	F. Green	Shumpert	Fitzgerald
at Kentucky											
Samford											
Texas A&M											
at Alabama											
Arkansas											
at Ole Miss											

DEFENSIVE GAME-BY-GAME STARTERS

Game	STAR LB	DT	NT	DE	VIPER	MLB	WLB	CB	SS	FS	CB
USA	Gray	Dale	N. Adams	Jefferson	Calvin	Brown	Lewis	Graham	Bryant	Coman	Durr
USC	Gray	Thomas	N. Adams	Jefferson	Calvin	Brown	Lewis	Graham	Bryant	Coman	Durr
at LSU	Gray	Thomas	N. Adams	Jefferson	Calvin	Brown	Lewis	Graham	Bryant	Coman	Durr
at UMass	Ward	Thomas	N. Adams	Jefferson	Calvin	Brown	Lewis	Graham	Bryant	Coman	Durr
Auburn	Gray	Thomas	N. Adams	Jefferson	Calvin	Brown	Lewis	Graham	Bryant	Coman	Jiles
at BYU	Gray	James	N. Adams	Jefferson	Calvin	Brown	Lewis	Durr	Bryant	McLaurin	Jiles
at Kentucky											
Samford											
Texas A&M											
at Alabama											
Arkansas											
at Ole Miss											

PLAYER CAREER HIGHS

RUSHING

Player	Carries	Opponent	Yards	Opponent	TDs	Opponent	Long	Opponent
Malik Dear	3	Three Times	52	Texas A&M, '15	1	Texas A&M, '15	52	Texas A&M, '15
Nick Fitzgerald	17	Twice	192	South Carolina, '16	2	Northwestern State, '15	74	South Carolina, '16
Brandon Holloway	14	Arkansas, '15	98	Kentucky, '15	1	UT Martin, '14	51	Texas A&M, '14
Dontavian Lee	5	Troy, '15	44	Troy, '15	None		23	Troy, '15
Keith Mixon	3	Twice	27	South Alabama, '16	None		13	South Alabama, '16
Ashton Shumpert	22	Alcorn State, '13	98	Alcorn State, '13	2	Alcorn State, '13	82	UT Martin, '14
Aeris Williams	21	BYU, '16	82	BYU, '16	1	Four Times	16	UMass, '16
Damian Williams	13	Ole Miss, '13	93	South Alabama, '16	1	Arkansas, '13	29	Southern Miss, '14

PASSING

Player	Attempts	Opponent	Completions	Opponent	Yards	Opponent	TDs	Opponent
Nick Fitzgerald	39	UMass, '16	26	UMass, '16	305	UMass, '16	3	UMass, '16
Nick Tiano	1	Auburn, '16	1	Auburn, '16	5	Auburn, '16	None	
Damian Williams	28	South Alabama, '16	20	South Alabama, '16	143	South Alabama, '16	1	Five Times

RECEIVING

Player	Receptions	Opponent	Yards	Opponent	TDs	Opponent	Long	Opponent
Jamal Couch	1	Three Times	26	Auburn, '16	None		26	Auburn, '16
Malik Dear	6	LA Tech, '15	70	LA Tech, '15	2	Ole Miss, '15	27	LA Tech, '15
Donald Gray	8	UMass, '16	140	Northwestern State, '15	1	Twice	54	Alabama, '15
Farrod Green	3	UMass, '16	38	UMass, '16	1	UMass, '16	14	UMass, '16
Brandon Holloway	5	Three Times	101	Arkansas, '15	2	NC State, '15	63	Kentucky, '15
Justin Johnson	2	Twice	22	South Alabama, '16	1	Southern Miss, '15	18	South Alabama, '16
Dontavian Lee	1	Twice	11	LA Tech, '15	None		11	LA Tech, '15
Keith Mixon	4	BYU, '16	69	BYU, '16	1	Twice	44	BYU, '16
Gabe Myles	5	UT Martin, '14	69	Arkansas, '15	1	Twice	49	Northwestern State, '15
Fred Ross	12	Ole Miss, '15	154	Arkansas, '15	2	Three Times	69	Arkansas, '14
Ashton Shumpert	4	Southern Miss, '15	37	LSU, '15	None		18	Auburn, '15
Jordan Thomas	2	Twice	7	Twice	1	South Carolina, '16	12	LSU, '16
Dedrick Thomas	2	Twice	23	UMass, '16	1	South Alabama, '16	15	UMass, '16
Aeris Williams	2	Twice	11	LSU, '16	None		9	Kentucky, '15

PUNTING

Player	No.	Opponent	Yards	Opponent	Inside 20	Opponent	Avg. (Min. 3)	Opponent	Long	Opponent
Logan Cooke	7	LSU, '16	271	LSU, '16	5	LSU, '16	49.5	South Carolina, '16	68	South Carolina, '16

KICKING

Player	PAT	Opponent	FGs	Opponent	Long	Opponent	Points	Opponent
Westin Graves	6	Three Times	2	Eight Times	48	South Alabama, '16	11	UMass, '16

TACKLES

Player	Tackles	Opponent
Fletcher Adams	1	Three Times
Nelson Adams	4	Three Times
Hunter Bradley	1	Twice
Richie Brown	14	Auburn, '16
Brandon Bryant	10	Ole Miss, '15
Johnathan Calvin	9	UMass, '16
Kelan Chairs	4	UT Martin, '14
Tolando Cleveland	7	Twice
Will Coleman	3	Twice
Kivon Coman	9	Twice
Torrey Dale	4	Auburn, '16
Lashard Durr	3	Three Times
Jamoral Graham	7	Troy, '15
J.T. Gray	10	LA Tech, '15
Gerri Green	11	Troy, '15
Dez Harris	5	Twice
Grant Harris	2	Twice
Braxton Hoyett	2	Twice
Nick James	5	Twice
A.J. Jefferson	8	LSU, '15
Cedric Jiles	6	Oklahoma State, '13
Traver Jung	3	South Carolina, '16
Leo Lewis	12	BYU, '16
Mark McLaurin	10	Auburn, '16
Jamal Peters	5	Missouri, '15
Josiah Phillips	1	Northwestern State, '15
Chris Rayford	3	Twice
Jeffery Simmons	4	South Carolina, '16
Maurice Smitherman	1	Twice
Marquiss Spencer	5	BYU, '16
Chris Stamps	1	UMass, '16
Cory Thomas	4	South Alabama, '16
DeAndre Ward	7	Twice

TACKLES FOR LOSS

Player	TFL	Opponent
Nelson Adams	1.0	Four Times
Richie Brown	3.0	Auburn, '15
Brandon Bryant	1.0	Troy, '15
Johnathan Calvin	2.0	UMass, '16
Kelan Chairs	0.5	Troy, '15
Tolando Cleveland	1.5	Twice
Will Coleman	1.0	Twice
Kivon Coman	2.0	South Alabama, '16
Torrey Dale	1.0	UT Martin, '14
Lashard Durr	0.5	LSU, '16
Jamoral Graham	1.0	Troy, '15
J.T. Gray	1.5	LSU, '16
Gerri Green	1.5	Northwestern State, '15
Dezmond Harris	1.5	UAB, '14
Braxton Hoyett	0.5	Troy, '15
Nick James	1.0	Twice
A.J. Jefferson	4.0	South Alabama, '16
Traver Jung	1.5	South Carolina, '16
Leo Lewis	2.0	South Alabama, '16
Mark McLaurin	1.0	South Alabama, '16
Jamal Peters	1.5	Northwestern State, '15
Jeffery Simmons	1.5	South Carolina, '16
Marquiss Spencer	1.0	Twice
Cory Thomas	1.0	Three Times
DeAndre Ward	1.0	Three Times

SACKS

Player	Sacks	Opponent
Nelson Adams	1.0	Three Times
Richie Brown	2.0	Twice
Brandon Bryant	1.0	Troy, '15
Johnathan Calvin	1.0	Twice
Tolando Cleveland	1.0	Troy, '15
Kivon Coman	0.5	Troy, '15
Torrey Dale	1.0	UT Martin, '14
J.T. Gray	1.0	Twice
Nick James	0.5	South Carolina, '16
A.J. Jefferson	2.0	Twice
Traver Jung	1.0	BYU, '16
Jamal Peters	1.0	Northwestern State, '15
Marquiss Spencer	1.0	Auburn, '16
DeAndre Ward	1.0	Northwestern State, '15

INTERCEPTIONS

Player	INT	Opponent
Richie Brown	3	Texas A&M, '14
Brandon Bryant	1	Three Times
Johnathan Calvin	1	UMass, '16
Tolando Cleveland	1	Twice
Kivon Coman	1	Three Times
Jamoral Graham	1	UMass, '16
Gerri Green	1	Twice
Mark McLaurin	1	BYU, '16
Jamal Peters	1	South Carolina, '16
Cory Thomas	1	Kentucky, '15

PLAYER 2016 SEASON HIGHS

RUSHING

Player	Carries	Opponent	Yards	Opponent	TDs	Opponent	Long	Opponent
Malik Dear	3	BYU, '16	17	BYU, '16	None		8	BYU, '16
Nick Fitzgerald	17	South Carolina, '16	195	South Carolina, '16	None		74	South Carolina, '16
Brandon Holloway	15	South Carolina, '16	80	UMass, '16	1	South Alabama, '16	22	South Carolina, '16
Dontavian Lee	2	Auburn, '16	14	Auburn, '16	None		9	Auburn, '16
Keith Mixon	3	Twice	27	South Alabama, '16	None		13	South Alabama, '16
Ashton Shumpert	12	UMass, '16	68	UMass, '16	1	UMass, '16	27	UMass, '16
Aeris Williams	21	BYU, '16	84	BYU, '16	1	UMass, '16	16	UMass, '16
Damian Williams	12	South Alabama, '16	93	South Alabama, '16	1	LSU, '16	23	South Alabama, '16

PASSING

Player	Attempts	Opponent	Completions	Opponent	Yards	Opponent	TDs	Opponent
Nick Fitzgerald	39	UMass, '16	26	UMass, '16	305	UMass, '16	3	UMass, '16
Nick Tiano	1	Auburn, '16	1	Auburn, '16	5	Auburn, '16	None	
Damian Williams	28	South Alabama, '16	20	South Alabama, '16	143	South Alabama, '16	1	Twice

RECEIVING

Player	Receptions	Opponent	Yards	Opponent	TDs	Opponent	Long	Opponent
Jamal Couch	1	Three Times	26	Auburn, '16	None		26	Auburn, '16
Malik Dear	4	UMass, '16	41	UMass, '16	None		23	UMass, '16
Donald Gray	8	UMass, '16	86	LSU, '16	1	South Carolina, '16	32	LSU, '16
Farrod Green	3	UMass, '16	38	UMass, '16	1	UMass, '16	14	UMass, '16
Brandon Holloway	5	South Alabama, '16	40	South Alabama, '16	None		19	South Alabama, '16
Justin Johnson	2	South Alabama, '16	22	South Alabama, '16	None		18	South Alabama, '16
Keith Mixon	4	BYU, '16	69	BYU, '16	1	Twice	44	BYU, '16
Gabe Myles	3	South Carolina, '16	45	South Carolina, '16	None		31	South Carolina, '16
Fred Ross	8	UMass, '16	126	UMass, '16	2	UMass, '16	46	UMass, '16
Dedrick Thomas	2	Twice	23	UMass, '16	1	South Alabama, '16	15	UMass, '16
Jordan Thomas	2	Twice	7	Twice	1	South Carolina, '16	12	LSU, '16
Aeris Williams	2	LSU, '16	11	LSU, '16	None		6	LSU, '16

PUNTING

Player	No.	Opponent	Yards	Opponent	Inside 20	Opponent	Avg. (Min. 3)	Opponent	Long	Opponent
Logan Cooke	7	LSU, '16	271	LSU, '16	5	LSU, '16	49.5	South Carolina, '16	68	South Carolina, '16

KICKING

Player	PAT	Opponent	FGs	Opponent	Long	Opponent	Points	Opponent
Westin Graves	5	UMass, '16	2	Four Times	48	South Alabama, '16	11	UMass, '16

TACKLES

Player	Tackles	Opponent
Fletcher Adams	1	Three Times
Nelson Adams	4	LSU, '16
Richie Brown	14	Auburn, '16
Brandon Bryant	9	Twice
Johnathan Calvin	9	UMass, '16
Kelan Chairs	2	UMass, '16
Kivon Coman	8	Auburn, '16
Torrey Dale	3	LSU, '16
Lashard Durr	3	Three Times
Jamoral Graham	6	South Alabama, '16
J.T. Gray	8	Four Times
Gerri Green	5	LSU, '16
Dezmond Harris	4	BYU, '16
Grant Harris	5	LSU, '16
Braxton Hoyett	2	South Alabama, '16
Nick James	4	LSU, '16
A.J. Jefferson	7	South Alabama, '16
Cedric Jiles	2	BYU, '16
Traver Jung	3	South Carolina, '16
Leo Lewis	12	BYU, '16
Mark McLaurin	10	Auburn, '16
Cory Thomas	4	Twice
Chris Rayford	3	South Alabama, '16
Jeffery Simmons	4	South Carolina, '16
Maurice Smitherman	1	Twice
Marquiss Spencer	5	BYU, '16
Chris Stamps	1	UMass, '16
DeAndre Ward	7	Twice

TACKLES FOR LOSS

Player	TFL	Opponent
Nelson Adams	1.0	Twice
Richie Brown	2.0	South Carolina, '16
Johnathan Calvin	2.0	UMass, '16
Kivon Coman	2.0	South Alabama, '16
Lashard Durr	0.5	LSU, '16
Jamoral Graham	0.5	LSU, '16
J.T. Gray	1.5	LSU, '16
Gerri Green	0.5	LSU, '16
Dez Harris	1.0	BYU, '16
Nick James	0.5	South Carolina, '16
A.J. Jefferson	4.0	South Alabama, '16
Traver Jung	1.5	South Carolina, '16
Leo Lewis	2.0	South Alabama, '16
Mark McLaurin	1.0	South Alabama, '16
Jeffery Simmons	1.5	South Carolina, '16
Marquiss Spencer	1.0	Twice
Cory Thomas	1.0	Twice
DeAndre Ward	1.0	Twice

SACKS

Player	Sacks	Opponent
Nelson Adams	1.0	Twice
Richie Brown	1.0	South Carolina, '16
Johnathan Calvin	1.0	South Carolina, '16
J.T. Gray	1.0	South Alabama, '16
Nick James	0.5	South Carolina, '16
A.J. Jefferson	2.0	South Alabama, '16
Traver Jung	1.0	BYU, '16
Marquiss Spencer	1.0	Auburn, '16
DeAndre Ward	0.5	UMass, '16

INTERCEPTIONS

Player	INT	Opponent
Johnathan Calvin	1	UMass, '16
Kivon Coman	1	Twice
Mark McLaurin	1	BYU, '16
Jamoral Graham	1	UMass, '16
Jamal Peters	1	South Carolina, '16

THE LAST TIME MSU ...

RUSHING

Had 400+ yards rushing: at Houston, 2010 (409)
Had 300+ yards rushing: at Kentucky 2014 (326)
Had 250+ yards rushing: vs. UMass, 2016 (293)
Had 200+ yards rushing: vs. UMass, 2016 (293)
Had 70+ rushing attempts: vs. Arkansas, 2010 (70)
Had 60+ rushing attempts: at Auburn, 2011 (63)
Had 50+ rushing attempts: vs. Vanderbilt, 2014 (51)
Had seven+ rushing TDs: vs. Middle Tennessee, 2000 (7)
Had six+ rushing TDs: vs. Middle Tennessee, 2000 (7)
Had five+ rushing TDs: vs. Northwestern State, 2015 (5)
Had four+ rushing TDs: vs. Northwestern State, 2015 (5)
Had three+ rushing TDs: vs. NC State, 2015 (3)
Had two+ players with 100 yards rushing: at LSU, 2014 (Robinson, 197, Prescott 105)
Had three+ players with 100 yards rushing: vs. NE Louisiana, 1996 (Tony Buckhalter 119, Nakia Greer 110, Robert Isaac 103)

PASSING

Had 450+ yards passing: at Arkansas, 2015 (508)
Had 400+ yards passing: at Arkansas, 2015 (508)
Had 300+ yards passing: vs. UMass, 2016 (305)
Had 200+ yards passing: at BYU, 2016 (223)
Had 40+ pass attempts: vs. NC State, 2015 (42)
Had 30+ pass attempts: at BYU, 2016 (37)
Had 25+ pass completions: vs. UMass, 2016 (26)
Had 20+ pass completions: vs. UMass, 2016 (26)
Had five+ passing TDs: at Arkansas, 2015 (5)
Had four+ passing TDs: vs. NC State, 2015 (4)
Had three+ passing TDs: vs. UMass, 2016 (3)
Had four+ passes intercepted: at LSU, 2010 (5)
Had three+ passes intercepted: at Alabama, 2014 (4)

RECEIVING

Had two players with 100 yards receiving: at Arkansas, 2015 (Fred Ross, 154; Brandon Holloway, 101)
Had 10+ different receivers catch a pass vs. Kentucky, 2015 (10)
Had eight+ different receivers catch a pass at BYU, 2016 (8)

COMBINATION OFFENSE

Had one 300-yard passer and one 100-yard rusher in a game: vs. Brigham Young, 2001 (Kevin Fant 346 pass & Diconzo Miller 119 rush)
Had one 100-yard receiver and one 100-yard rusher in a game: vs. UMass, 2016 (Fred Ross 126 receiving & Nick Fitzgerald 110 rush)

TOTAL OFFENSE

Had 600+ yards total offense: at Arkansas, 2015 (631)
Had 550+ yards total offense: vs. UMass, 2016 (598)
Had 500+ yards total offense: vs. UMass, 2016 (598)
Had 400+ yards total offense: vs. UMass, 2016 (598)
Had 85+ plays total offense: at BYU, 2016 (86)
Had 80+ plays total offense: at BYU, 2016 (86)
Had 75+ plays total offense: at BYU, 2016 (86)

SCORING

Scored 60+ points: vs. Northwestern State, 2015 (62)
Scored 50+ points: vs. NC State, 2015 (51)
Scored 40+ points: vs. UMass, 2016 (47)
Scored 30+ points: vs. UMass, 2016 (47)
Allowed 60+ points: vs. South Carolina, 1995 (65)
Allowed 50+ points: at Arkansas, 2015 (50)
Allowed 40+ points: at Arkansas, 2015 (50)
Allowed 30+ points: at Auburn, 2016 (38)
Was held scoreless: at Ole Miss, 2008 (0-45)
Was held scoreless at Scott Field: vs. LSU, 2007 (0-45)
Was held scoreless on the road: at Ole Miss, 2008 (0-45)
Was held scoreless at a non-campus site: vs. Florida, 1989 (21-0 in Tampa, Fla.)
Held opponent scoreless: vs. Vanderbilt, 2014 (51-0)
Held opponent scoreless at Scott Field: vs. Vanderbilt, 2014 (51-0)
Held opponent scoreless on the road: at South Carolina, 1998 (38-0)
Held opponent scoreless at neutral site: vs. Kansas, 1981 Hall of Fame Bowl (10-0)
Held opponent without a touchdown: at Auburn, 2015 (17-9)
Held opponent without an offensive touchdown: at Auburn, 2015 (17-9)
Held two opponents scoreless in one season: 2014
Held three opponents scoreless in one season: 1963
Held an SEC opponent scoreless: vs. Vanderbilt, 2014 (51-0)
Held two SEC opponents scoreless in one season: 1998
Scored a two-point conversion passing: at Tennessee, 2003 (Brent Smith to Nick Signaigo)
Scored a two-point conversion rushing: at Texas A&M, 2013 (Dak Prescott rush)
Attempted a 2-point conversion: vs. UMass, 2016 (pass failed)

TURNOVERS

Committed eight+ turnovers: at Arkansas, 2003 (8)
Committed seven+ turnovers: vs. LSU, 2007 (7)
Had five+ fumbles: vs. Georgia Tech, 2009 (5)
Lost four+ fumbles: vs. Georgia Tech, 2009 (4)
Lost three+ fumbles: vs. Arkansas, 2010 (3)
Did not commit a turnover: vs. Troy, 2015
Did not cause a turnover: vs. South Alabama, 2016
Recorded six+ takeaways: at Kentucky, 2007 (6)
Recorded five+ takeaways: vs. Arkansas, 2012 (5)
Returned three+ interceptions for TDs: vs. Arkansas State, 1994 (Walt Harris - 41; Jimmy Lipscomb - 28; Dwayne Curry - 29)
Returned two+ interceptions for TDs: vs. Jackson State, 2012 (Darius Slay - 52, Matthew Wells - 22)
Returned one interception for a TD: vs. UMass, 2016 (38 yards by Jamoral Graham)
Returned a fumble for a TD: vs. Troy, 2015 (0 yards by Nelson Adams)
Two players had 2+ interceptions: at Middle Tennessee, 2009 (Corey Broomfield - 2; Johnthan Banks - 2)

DEFENSE

Held opponent to 10 or fewer first downs: vs. Rice, 2013 (7)
Held opponent to 0 or fewer yards rushing: vs. Florida, 2000 (-78 yds, 22 att.)
Held opponent to 25 or fewer yards rushing: vs. Kentucky, 2001 (2 yds, 17 att.)
Held opponent to 50 or fewer yards rushing: vs. South Carolina, 2016 (34 yds, 31 att.)
Held opponent to 50 or fewer yards passing: vs. ETSU, 1998 (27)
Held opponent to 100 or fewer yards rushing: vs. South Carolina, 2016 (34 yds, 31 att.)
Held opponent to 100 or fewer yards passing: vs. LSU, 2015 (71)
Held opponent to 200 or fewer yards total offense: vs. Rice, 2013 (145)
Held opponent to 250 or fewer yards total offense: vs. South Carolina, 2016 (243)
Held opponent to 300 or fewer yards total offense: vs. South Carolina, 2016 (243)
Intercepted five+ passes: at Memphis, 2002 (5)
Intercepted four+ passes: at Middle Tennessee, 2009 (4)
Intercepted three+ passes: vs. UMass, 2016 (3)
Scored a safety: vs. South Carolina, 2011 (Team)
Scored two+ safeties: vs. Florida, 2000 (2)
Recorded nine+ sacks: at Ole Miss, 1996 (9.0)
Recorded eight+ sacks: vs. Oklahoma State, 1999 (8.0)
Recorded six+ sacks: at Kentucky, 2014 (7)
Recorded five+ sacks: vs. NC State, 2015 (5)
Recorded four+ sacks: vs. South Carolina, 2016 (4)
Did not record a sack: vs. Ole Miss, 2015
Had four players record 10+ tackles:	vs. Texas A&M, 2012 (B. McKinney, C. Lawrence, N. Whitley, M. Wells)
Had three players record 10+ tackles:	vs. Texas A&M, 2012 (B. McKinney, C. Lawrence, N. Whitley, M. Wells)
Had two players record 10+ tackles: vs. Auburn, 2016 (R. Brown, M. McLaurin)

SPECIAL TEAMS

Returned a punt for a TD: vs. vs. Troy, 2015 (Fred Ross - 77)
Returned a blocked punt for a TD: at Auburn, 2009 (Robert Elliott - 10)
Returned a kickoff for a TD: at Southern Miss, 2015 (Brandon Holloway - 100)
Returned a blocked FG for a TD: vs. Southern Miss, 2014 (Jay Hughes - 70)
Blocked one punt: vs. LA Tech, 2015 (Donald Gray)
Blocked two punts: vs. LSU, 1999 (Robert Bean, Eugene Clinton, Rob Knight)
Blocked three punts: vs. LSU, 1999 (Robert Bean, Eugene Clinton, Rob Knight)
Punted 10+ times: at Ole Miss, 2008 (10)
Did not punt: vs. Troy, 2013
Blocked a field goal: at Arkansas, 2015 (Beniquez Brown)
Had a punt blocked: at Missouri, 2015 (Kentrell Brothers)
Had a field goal blocked: at Arkansas, 2013 (Devon Bell 28-yard attempt)
Blocked a PAT kick: at LSU, 2016 (Johnathan Calvin)
Scored on a blocked PAT kick: vs. Texas A&M, 2000 (Julius Griffith)
Missed a kicking PAT: at Arkansas, 2015
Had a kicking PAT blocked: vs. Texas A&M, 2014
Recovered an onside kick: at LSU, 2016

MISCELLANEOUS

Had 30+ first downs: vs. UMass, 2016 (31)
Had 20+ first downs: at BYU, 2016 (23)
Had 20+ penalties: vs. Clemson, 1999 (21)
Had 10+ penalties: vs. Vanderbilt, 2014 (11)
Had 100+ yards in penalties: vs. Gardner-Webb, 2007 (102)
Had 35 minutes+ of possession time: vs. Rice, 2013 (35:18)
Was involved in a tie game: vs. Arkansas, 1993 (13-13)
Was involved in an overtime game: vs. Ole Miss, 2013 (W, 17-10)

THE LAST TIME AN MSU PLAYER ...

RUSHING

Rushed 40+ times:	Michael Davis vs. Ole Miss, 1993 (40)
Rushed 35+ times:	James Johnson vs. Alabama, 1998 (36)
Rushed 30+ times:	Vick Ballard vs. Arkansas, 2010 (33)
Rushed 25+ times:	Dak Prescott at Alabama, 2015 (26)
Rushed for 250+ yards:	Anthony Dixon at Kentucky, 2009 (252)
Rushed for 200+ yards:	Anthony Dixon at Kentucky, 2009 (252)
Rushed for 175+ yards:	Josh Robinson at Kentucky, 2014 (198)
Rushed for 150+ yards:	Josh Robinson at Kentucky, 2014 (198)
Rushed for 125+ yards:	Josh Robinson at Kentucky, 2014 (198)
Rushed for 100+ yards:	Nick Fitzgerald vs. UMass, 2016 (110)
Rushed for 100+ yards (quarterback):	Nick Fitzgerald vs. South Carolina, 2016 (195)
Rushed for four+ touchdowns:	James Johnson vs. Central Florida, 1997 (4)
Rushed for three+ touchdowns:	Dak Prescott vs. Kentucky, 2015 (3)
Rushed for two+ touchdowns:	Dak Prescott at Arkansas, 2015 (2)
Had a run of 80+ yards:	James Johnson at Alabama, 1997 (83)
Had a run of 70+ yards:	Nick Fitzgerald vs. South Carolina, 2016 (74)
Had a run of 60+ yards:	Nick Fitzgerald vs. South Carolina, 2016 (74)
Had a run of 50+ yards:	Nick Fitzgerald vs. South Carolina, 2016 (74)

PASSING

Passed for 450+ yards:	Dak Prescott at Arkansas, 2015 (508)
Passed for 400+ yards:	Dak Prescott at Arkansas, 2015 (508)
Passed for 300+ yards:	Nick Fitzgerald vs. UMass, 2016 (305)
Passed for 250+ yards:	Nick Fitzgerald vs. UMass, 2016 (305)
Passed for 200+ yards:	Nick Fitzgerald at BYU, 2016 (214)
Attempted 45+ passes:	Dak Prescott at Arkansas, 2015 (50)
Attempted 35+ passes:	Nick Fitzgerald at BYU, 2016 (37)
Completed 30+ passes:	Dak Prescott vs. Ole Miss, 2015 (31)
Completed 25+ passes:	Nick Fitzgerald vs. UMass, 2016 (26)
Completed 20+ passes:	Nick Fitzgerald vs. UMass, 2016 (26)
Threw four+ touchdown passes:	Dak Prescott vs. NC State, 2015 (4)
Threw three+ touchdown passes:	Nick Fitzgerald vs. UMass, 2016 (3)
Threw five+ interceptions:	Michael Henig vs. LSU, 2007 (6)
Threw four+ interceptions:	Tyler Russell vs. Northwestern, 2012 (4)
Threw three+ interceptions:	Dak Prescott at Alabama, 2014 (3)
Completed pass for 90+ yards:	Kevin Fant to Terrell Grindle vs. Kentucky, 2002 (91)
Completed pass for 80+ yards:	Tyler Russell to Jameon Lewis at Memphis, 2011 (80)
Completed pass for 70+ yards:	Dak Prescott to Jameon Lewis at LSU, 2014 (74)
Completed pass for 60+ yards:	Dak Prescott to De'Runya Wilson at Missouri, 2015 (63)
Completed pass for 50+ yards:	Dak Prescott to Brandon Holloway vs. NC State, 2015 (55)

RECEIVING

Caught 15+ passes:	Eric Moulds at Tennessee, 1995 (15)
Caught 10+ passes:	Fred Ross vs. Ole Miss, 2015 (12)
Caught seven+ passes:	Donald Gray & Fred Ross vs. UMass, 2016 (8)
Had 200+ yards receiving:	Jameon Lewis, vs. Rice, 2013 (220)
Had 175+ yards receiving:	Jameon Lewis, vs. Rice, 2013 (220)
Had 150+ yards receiving:	Fred Ross at Arkansas, 2015 (154)
Had 100+ yards receiving:	Fred Ross vs. UMass, 2016 (126)
Caught three+ TD passes:	Chad Bumphis at Troy, 2012 (3)
Caught two+ TD passes:	Fred Ross vs. UMass, 2016 (126)

TOTAL OFFENSE

Had 450+ yards total offense:	Dak Prescott at Arkansas, 2015 (554)
Had 400+ yards total offense:	Nick Fitzgerald vs. UMass, 2016 (415)
Had 350 yards+ total offense:	Nick Fitzgerald vs. UMass, 2016 (415)
Had 300 yards+ total offense:	Nick Fitzgerald vs. UMass, 2016 (415)
Had 100 yards both passing and rushing:	N. Fitzgerald vs. UMass, 2016 (110 rush, 305 pass)

SCORING

Accounted for five+ touchdowns:	Dak Prescott at Arkansas, 2015 (5 pass, 2 rush)
Accounted for four+ touchdowns:	Dak Prescott vs. NC State, 2015 (4 pass)
Accounted for three+ touchdowns:	Nick Fitzgerald vs. UMass, 2016 (3 pass)
Scored four+ touchdowns:	Jerious Norwood vs. Ole Miss, 2005 (3 rush, 1 rec.)
Scored three+ touchdowns:	Dak Prescott vs. Texas A&M, 2014 (3 rush)
Scored two+ touchdowns:	Nick Fitzgerald at BYU, 2016 (2 rush)
Scored two+ non-offensive TDs:	Johnthan Banks (2 IR) vs. Florida, 2009

DEFENSE

Intercepted three+ passes:	Richie Brown vs. Texas A&M, 2014 (3)
Intercepted two+ passes:	Taveze Calhoun vs. Kentucky, 2015 (2)
Intercepted a pass:	Mark McLaurin at BYU, 2016 (1)
Recovered three+ fumbles:	Chris Correro vs. Memphis, 1987 (3)
Recovered two+ fumbles:	Kamau Jackson vs. Tennessee, 2002 (2)
Recovered a fumble:	Traver Jung vs. Auburn, 2016 (1)
Forced two+ fumbles:	Dez Harris at LSU, 2016 (2)
Forced a fumble:	Torrey Dale vs. Auburn, 2016 (1)
Recorded five+ sacks:	Greg Favors at Ole Miss, 1996 (5.5)
Recorded three+ sacks:	Willie Evans vs. Tulane, 2005 (3.0)
Recorded two+ sacks:	A.J. Jefferson vs. South Alabama, 2016 (2.0)
Recorded five+ tackles for loss:	Deljuan Robinson vs. Auburn, 2006 (5.0)
Recorded three+ tackles for loss:	A.J. Jefferson vs. South Alabama, 2016 (4.0)
Recorded 20+ tackles:	Mario Haggan vs. Arkansas, 2000 (20)
Recorded 10+ tackles:	Leo Lewis at BYU, 2016 (12)
Recorded 10+ tackles in back-to-back games:	Beniquez, 2015 (Two Straight vs. Alabama (11), at Arkansas (12)
Returned an interception for a touchdown:	Jamoral Graham (38) vs. UMass, 2016

SPECIAL TEAMS

Scored 10+ points kicking:	Westin Graves at Southern Miss, 2015 (10)
Kicked five+ field goals:	Derek DePasquale vs. UAB, 2010 (5)
Kicked four+ field goals:	Derek DePasquale vs. UAB, 2010 (5)
Kicked two field goals of 50+ yards:	Brian Hazelwood vs. Memphis, 1997 (51, 53)
Kicked one field goal of 50+ yards:	Devon Bell vs. LSU, 2015 (52)
Kicked a punt of 70+ yards:	Devon Bell at South Alabama, 2014 (70)
Kicked a punt of 60+ yards:	Logan Cooke vs. South Carolina, 2016 (68)
Punted 10+ times:	Blake McAdams at Ole Miss, 2008 (12)
Totaled 175+ kick return yards:	Jameon Lewis at Ole Miss, 2012 (183, 5 ret.)
Totaled 150+ kick return yards:	Jameon Lewis at Ole Miss, 2012 (183, 5 ret.)
Totaled 100+ kick return yards:	Brandon Holloway vs. UMass, 2016 (126, 5 ret.)
Totaled 50+ punt return yards:	Fred Ross vs. Troy, 2015 (75, 3 ret.)

THE LAST TIME AN OPPONENT ...

RUSHING

Had 400+ yards rushing:	Georgia Tech, 2014 (452)
Had 300+ yards rushing:	Georgia Tech, 2014 (452)
Had 200+ yards rushing:	Auburn, 2016 (228)
Had 70+ rushing attempts:	Oklahoma State, 1998 (71)
Had 60+ rushing attempts:	Georgia Tech, 2014 (61)
Had 50+ rushing attempts:	Auburn, 2016 (58)
Had six+ rushing TDs:	Georgia Tech, 2014 (6)
Had four+ rushing TDs:	Georgia Tech, 2014 (6)
Had two players with 100 yds rushing:	Georgia Tech, 2014 (Days 171, Thomas 121)

PASSING

Had 400+ yards passing:	Arkansas, 2015 (406)
Had 300+ yards passing:	Arkansas, 2015 (406)
Had 200+ yards passing:	Auburn, 2016 (204)
Had 60+ pass attempts:	Texas A&M, 2014 (62)
Had 50+ pass attempts:	Kentucky, 2015 (52)
Had 40+ pass attempts:	UMass, 2016 (41)
Had 30+ pass attempts:	UMass, 2016 (41)
Had 40+ pass completions:	Kentucky, 1997 (40)
Had 30+ pass completions:	Arkansas, 2015 (30)
Had 25+ pass completions:	Arkansas, 2015 (30)
Had 20+ pass completions:	UMass, 2016 (24)
Had five+ passing TDs:	Arkansas, 2015 (7)
Had four+ passing TDs:	UMass, 2016 (4)
Had three+ passing TDs:	UMass, 2016 (4)

RECEIVING

Had two players with 100 yards receiving in a game:	UAB, 2014 (JJ Nelson 144 and Josh Magee 100)
Had four+ players catch five+ passes:	Arkansas, 2015 (5)
Had three+ players catch five+ passes:	UMass, 2016 (3)
Had 12+ players catch a pass:	Troy, 2013 (12)
Had eight+ players catch a pass	Auburn, 2016 (8)

TOTAL OFFENSE

Had 650+ yards total offense:	Texas A&M, 2012 (693)
Had 600+ yards total offense:	Texas A&M, 2012 (693)
Had 550+ yards total offense:	Georgia Tech, 2014 (577)
Had 500+ yards total offense:	Texas A&M, 2015 (516)
Had 400+ yards total offense:	UMass, 2016 (411)
Had 80+ plays total offense:	Kentucky, 2015 (85)
Had 75+ plays total offense:	at BYU, 2016 (75)

SCORING

Scored 60+ points:	South Carolina, 1995 (65)
Scored 50+ points:	Arkansas, 2015 (51)
Scored 40+ points:	Arkansas, 2015 (51)
Scored 30+ points:	Auburn, 2016 (38)
Scored a two-point conversion rushing:	Auburn, 2004
Scored a two-point conversion passing:	Arkansas, 2015
Failed on a two-point conversion attempt:	Alabama, 2014

TURNOVERS

Had five+ fumbles:	Ole Miss, 2011 (6)
Had four+ fumbles lost:	LSU, 2004 (4)
Had three+ fumbles lost:	Arkansas, 2012 (3)
Committed five+ turnovers:	Arkansas, 2012 (5)
Did not commit a turnover:	Texas A&M, 2015
Intercepted five+ MSU passes:	LSU, 2010 (5)
Intercepted four+ MSU passes:	Northwestern, 2012 (4)
Intercepted three+ MSU passes:	Alabama, 2014 (3)
Returned an interception for a TD:	Ole Miss, 2015 (Tony Bridges)
Returned a fumble for a TD:	LSU, 2014 (Danielle Hunter 25-yd fumble recovery)

DEFENSE

Held MSU to 10 or fewer first downs:	Alabama, 2013 (10)
Recorded 10+ sacks:	Ole Miss, 2008 (11)
Recorded seven+ sacks:	Ole Miss, 2015 (7)
Scored a safety:	Texas A&M, 2013
Scored two safeties:	Florida, 2005
Held MSU to 25 or fewer yards rushing:	Alabama, 2011 (12)
Held MSU to 100 or fewer yards passing:	Ole Miss, 2011 (70)
Held MSU to 50 or fewer yards passing:	Florida, 2010 (33)
Held MSU to 300 or less yards total offense:	Auburn, 2016 (289)
Held MSU to 200 or less yards total offense:	Alabama, 2013 (197)
Held MSU to 100 or fewer yards both rushing & passing:	Ole Miss, 2008 (-51 rush, 88 pass)

SPECIAL TEAMS

Returned a punt for a TD:	Alabama, 2015 (Cyrus Jones - 69)
Returned a blocked punt for a TD:	Ole Miss, 2013 (Terrell Grant - 0)
Returned a kickoff for a TD:	Tennessee, 2012 (Cordarrelle Patterson - 98)
Punted 10+ times:	Vanderbilt, 2009 (11)
Did not punt:	Ole Miss, 2010
Missed a kicking PAT:	Jackson State, 2012
Missed two kicking PATs:	Tulane, 2006
Blocked a field goal:	Arkansas, 2013
Blocked a punt:	Missouri, 2015

MISCELLANEOUS

Had 30+ first downs:	Kentucky, 2015 (30)
Had 10+ penalties:	Texas A&M, 2013 (10)
Had 100+ yards in penalties:	Texas A&M, 2013 (105)
Had 35 minutes+ of possession time:	South Alabama, 2016 (36:41)
Had two 100-yard rushers and one 100-yard receiver:	Georgia Tech, 2014 (Days 171 rush, Thomas 121 rush, Waller 114 rec.)
Had one 100-yard rusher and one 100-yard receiver:	Georgia Tech, 2014 (Days 171 rush, Thomas 121 rush, Waller 114 rec.)

INDIVIDUAL RUSHING

Rushed 40+ times:	Deuce McAllister (Ole Miss), 1998 (40)
Rushed 35+ times:	Kamryn Pettway (Auburn), 2016 (39)
Rushed for 200+ yards:	Derrick Henry (Alabama), 2015 (204)
Rushed for 175+ yards:	Derrick Henry (Alabama), 2015 (204)
Rushed for 150+ yards:	Kamryn Pettway (Auburn), 2016 (169)
Rushed for 125+ yards:	Kamryn Pettway (Auburn), 2016 (169)
Rushed for 100+ yards:	Kamryn Pettway (Auburn), 2016 (169)
Rushed for five+ touchdowns:	Carnell Williams (Auburn), 2003 (6)
Rushed for four+ touchdowns:	Carnell Williams (Auburn), 2003 (6)
Had a run of 80+ yards:	Marquis Young (UMass), 2016 (83)
Had a run of 70+ yards:	Marquis Young (UMass), 2016 (83)
Had a run of 60+ yards:	Marquis Young (UMass), 2016 (83)
Had a run of 50+ yards:	Marquis Young (UMass), 2016 (83)

INDIVIDUAL PASSING

Passed for 450+ yards:	Steve Taneyhill (South Carolina), 1995 (473)
Passed for 400+ yards:	Brandon Allen (Arkansas), 2015 (406)
Passed for 300+ yards:	Brandon Allen (Arkansas), 2015 (406)
Attempted 60+ passes:	Kenny Hill (Texas A&M), 2014 (62)
Attempted 50+ passes:	Kenny Hill (Texas A&M), 2014 (62)
Completed 30+ passes:	Brandon Allen (Arkansas), 2015 (30)
Completed 20+ passes:	Andrew Ford (UMass), 2016 (24)
Threw five+ touchdown passes:	Brandon Allen (Arkansas), 2015 (7)
Threw four+ touchdown passes:	Brandon Allen (Arkansas), 2015 (7)
Completed a pass for 80+ yards:	Jacoby Brisett to Pharoah McKeever (NC State), 2015 (82)
Completed a pass for 70+ yards:	Jacoby Brisett to Pharoah McKeever (NC State), 2015 (82)

INDIVIDUAL RECEIVING

Caught 10+ passes:	Trent Taylor (LA Tech), 2014 (10)
Caught seven+ passes:	Nick Kurtz (BYU), 2016 (7)
Had 150+ yards receiving:	Evan Engram (Ole Miss), 2014 (176)
Had 100+ yards receiving:	Josh Magee (South Alabama), 2016 (113)
Caught three+ TD passes:	Jeremy Sprinkle (Arkansas), 2015 (3)
Caught two+ TD passes:	Jalen Williams (UMass), 2016 (2)

INDIVIDUAL TOTAL OFFENSE

Had 500+ yards total offense:	Steve Taneyhill (South Carolina), 1995 (512)
Had 400+ yards total offense:	Brandon Allen (Arkansas), 2015 (411)
Had 100 yards both passing and rushing:	Justin Thomas (Georgia Tech), 2014, (125 pass/121 rush)

INDIVIDUAL SCORING

Accounted for six+ touchdowns:	Brandon Allen (Arkansas), 2015 (7 pass)
Accounted for five+ touchdowns:	Brandon Allen (Arkansas), 2015 (7 pass)
Accounted for four+ touchdowns:	Andrew Ford (UMass), 2016 (4 pass)
Scored four+ touchdowns:	Jeremy Sprinkle (Arkansas), 2015 (3 rec.)
Scored three+ touchdowns:	Kamryn Pettway (Auburn), 2016 (3 rush)

INDIVIDUAL DEFENSE

Intercepted three+ passes:	Craig Steltz (LSU), 2007 (3)
Intercepted two+ passes:	Robert Lester (Alabama), 2010 (2)
Recorded three+ sacks:	Jonathan Allen (Alabama), 2015 (3, 17)
Recorded two+ sacks:	Carl Lawson (Auburn), 2016 (2.0, 13)

SPECIAL TEAMS

Scored 10+ points kicking:	Austin MacGinnis (Kentucky), 2015 (10)
Kicked five+ field goals:	Josh Jasper (LSU), 2010 (5)
Kicked four field goals:	Austin MacGinnis (Kentucky), 2015 (4)

2016 SUPERLATIVES

MSU Team Highs

Points Scored	47 vs. UMass (9/24)
Total Yards	598 vs. UMass (9/24)
Rushing Yards	293 vs. UMass (9/24)
Rushing Attempts	46 vs. UMass (9/24)
Rushing TDs	2 vs. UMass (9/24)
Passing Yards	305 vs. UMass (9/24)
Passes Completed	26 vs. UMass (9/24)
Passes Attempted	39 vs. UMass (9/24)
Passing TDs	3 (2x) last vs. UMass (9/24)
Passes Intercepted	1 (2x) last vs. Auburn (10/8)
First Downs	31 vs. UMass (9/24)
Penalties	9 vs. UMass (9/24)
Penalty Yards	90 vs. UMass (9/24)
Sacks	4 vs. South Carolina (9/10)

MSU Team Lows

Points Scored	14 vs. Auburn (10/8)
Total Yards	270 at LSU (9/17)
Rushing Yards	56 at LSU (9/17)
Rushing Attempts	32 at LSU (9/17)
Rushing TDs	0 (2x) last vs. Auburn (10/8)
Passing Yards	143 vs. South Alabama (9/3)
Passes Completed	17 at LSU (9/17)
Passes Attempted	28 vs. South Alabama (9/3)
Passing TDs	1 (2x) last vs. Auburn (10/8)
Passes Intercepted	0 (2x) last at LSU (9/17)
First Downs	14 at LSU (9/17)
Penalties	5 (2x) last at LSU (9/17)
Penalty Yards	35 at LSU (9/17)
Sacks	0 at LSU (9/17)

MSU Individual

All-Purpose Yds	207 by Brandon Holloway vs. UMass (9/24)
Rushing Yards	195 by Nick Fitzgerald vs. South Carolina (9/10)
Rushing Carries	17 by Nick Fitzgerald vs. South Carolina (9/10)
Rushing TDs	2 by Nick Fitzgerald at BYU (10/14)
Longest Rush	74 by Nick Fitzgerald vs. South Carolina (9/10)
Passing Yards	305 by Nick Fitzgerald vs. UMass (9/24)
Pass Completions	26 by Nick Fitzgerald vs. UMass (9/24)
Passing Attempts	37 by Nick Fitzgerald at BYU (10/14)
Passes Intercepted	2 by Nick Fitzgerald at BYU (10/14)
Passing TDs	3 by Nick Fitzgerald vs. UMass (9/24)
Longest Pass	46 by Nick Fitzgerald vs. UMass (9/24)
Receiving Yards	126 by Fred Ross vs. UMass (9/24)
Receptions	8 (2x) last by Fred Ross vs. UMass (9/24)
Receiving TDs	2 by Fred Ross vs. South Carolina (9/10)
Longest Reception	46 by Fred Ross vs. UMass (9/24)
FG's Made	2 (4x) last by Westin Graves vs. UMass (9/24)
FG's Attempted	4 by Westin Graves vs. South Alabama (9/3)
Longest FG Made	48 by Westin Graves vs. South Alabama (9/3)
PAT's	5 by Westin Graves vs. UMass (9/24)
Punts	7 by Logan Cooke at LSU (9/17)
Punts Average	49.5 by Logan Cooke vs. South Carolina (9/10)
Longest Punt	68 by Logan Cooke vs. South Carolina (9/10)
Punt Return Yds	37 by Fred Ross vs. South Carolina (9/10)
Longest Punt Ret.	16 by Fred Ross vs. South Carolina (9/10)
KO Return Yards	126 by Brandon Holloway vs. UMass (9/24)
Longest KO Ret.	48 by Brandon Holloway vs. UMass (9/24)
Total Tackles	14 by Richie Brown vs. Auburn (10/8)
Tackles for Loss	4.0 by A.J. Jefferson vs. South Alabama (9/3)
Sacks	2.0 by A.J. Jefferson vs. South Alabama (9/3)
Interceptions	1 (6x) last by Mark McLaurin at BYU (10/14)
Int. Return Yards	38 by Jamoral Graham vs. UMass (9/24)

Opponent Team Highs

Points Scored	38 by Auburn (10/8)
Total Yards	432 by Auburn (10/8)
Rushing Yards	228 by Auburn (10/8)
Rushing Attempts	56 by Auburn (10/8)
Rushing TDs	3 by Auburn (10/8)
Passing Yards	285 by South Alabama (9/3)
Passes Completed	24 (2x) last by UMass (9/24)
Passes Attempted	41 vs. UMass (9/24)
Passing TDs	4 by UMass (9/24)
Passes Intercepted	3 by UMass (9/24)
First Downs	22 (3x) last by Auburn (10/8)
Penalties	9 by BYU (10/14)
Penalty Yards	84 by BYU (10/14)
Sacks	6 by LSU (9/17)

Opponent Team Lows

Points Scored	14 by South Carolina (9/10)
Total Yards	243 by South Carolina (9/10)
Rushing Yards	34 by South Carolina (9/10)
Rushing Attempts	29 by South Alabama (9/3)
Rushing TDs	0 by South Carolina (9/10)
Passing Yards	209 by South Carolina (9/10)
Passes Completed	14 by Auburn (10/8)
Passes Attempted	18 Auburn (10/8)
Passing TDs	1 (2x) last by Auburn (10/8)
Passes Intercepted	0 (2x) last by LSU (9/17)
First Downs	18 by South Carolina (9/10)
Penalties	6 by South Carolina (9/10)
Penalty Yards	56 by LSU (9/17)
Sacks	0 by South Carolina (9/10)

Opponent Individual

All-Purpose Yds	182 by Isaiah Rodgers for UMass (9/24)
Rushing Yards	169 by Kamryn Pettway for Auburn (10/8)
Rushing Carries	39 by Kamryn Pettway for Auburn (10/8)
Rushing TDs	3 by Kamryn Pettway for Auburn (10/8)
Longest Rush	83 by Marquis Young for UMass (9/24)
Passing Yards	285 by Dallas Davis for South Alabama (9/3)
Pass Completions	24 (2x) last by Andrew Ford for UMass (9/24)
Passing Attempts	40 by Andrew Ford for UMass (9/24)
Passes Intercepted	3 by Andrew Ford for UMass (9/24)
Passing TDs	4 by Andrew Ford for UMass (9/24)
Longest Pass	37 by Dallas Davis for South Alabama (9/3)
Receiving Yards	113 by Josh Magee for South Alabama (9/3)
Receptions	8 (2x) last by Hayden Hurst for South Carolina (9/10)
Receiving TDs	2 by Jalen Williams for UMass (9/24)
Longest Reception	37 (2x) last by DJ Chark for LSU (9/17)
FG's Made	1 by Daniel Carlson for 169 for Auburn (10/8)
FG's Attempted	2 by Gavin Patterson for South Alabama (9/3)
Longest FG Made	27 by C. Delahoussaye for LSU (9/17)
PAT's	5 by Mike Caggiano for UMass (9/24)
Punts	7 by Sean Kelly for South Carolina (9/10)
Punts Average	49.2 by Josh Growden for LSU (9/17)
Longest Punt	66 by Sean Kelly for South Carolina (9/10)
Punt Return Yds	9 by T. White for LSU (9/17)
Longest Punt Ret.	6 by T. White for LSU (9/17)
KO Return Yards	182 by Isaiah Rodgers for UMass (9/24)
Longest KO Ret.	62 by A.J. Turner for South Carolina (9/10)
Total Tackles	16 by Franci Bernard for BYU (10/14)
Tackles for Loss	2.5 by Arden Key for LSU (9/17)
Sacks	2.0 (2x) last by Carl Lawson for Auburn (10/8)
Interceptions	1 (4x) last by Kai Nacua for BYU (10/14)
Int. Return Yards	16 by T.J. Holloman for South Carolina (9/10)

LONG DRIVE SUPERLATIVES

Longest Drive

No. of Plays
By No. of Yards
By Time of Possession

MSU

15 (67 yds, 6:32) vs. UMass (9/24), results in FG
80 (6p, 1:59) vs. South Alabama (9/3), results in TD
6:32 (15 p, 67 yds) vs. UMass (9/24), results in FG

Opponents

15 (79 yds, 4:43) by UMass (9/24), results in TD
99 (9 p, 4:39) by South Alabama (9/3), results in TD
7:01 (13 p, 65 yds) by LSU (9/17), turnover on downs

MSU DRIVE CHARTS

South Alabama

Qtr.	Time	Start	Pl-Yds	TOP	Result
1st	15:00	MSU 24	3-7	1:25	Punt
1st	8:54	MSU 27	3-6	0:57	Punt
1st	5:48	MSU 40	7-60	2:29	TOUCHDOWN
2nd	13:19	MSU 20	6-80	1:59	TOUCHDOWN
2nd	8:27	MSU 16	10-64	3:46	FIELD GOAL
2nd	0:07	MSU 20	1-(-2)	0:07	End of Half
3rd	10:05	MSU 23	11-46	3:30	FIELD GOAL
3rd	4:51	MSU 38	5-21	2:21	Punt
4th	12:43	MSU 32	6-23	2:53	Punt
4th	8:48	MSU 41	8-30	2:45	Missed FG
4th	0:57	MSU 35	9-54	0:51	Missed FG

South Carolina

Qtr.	Time	Start	Pl-Yds	TOP	Result
1st	13:27	MSU 45	7-55	2:27	TOUCHDOWN
1st	8:49	MSU 22	6-75	2:12	Turnover on Downs
1st	0:15	MSU 37	9-63	3:00	TOUCHDOWN
2nd	10:27	MSU 28	6-17	3:26	Punt
2nd	6:24	SC 14	1-0	0:13	Interception
2nd	5:01	SC 36	5-36	1:40	TOUCHDOWN
2nd	1:07	MSU 22	7-68	1:07	FIELD GOAL
3rd	15:00	MSU 25	5-19	2:32	Turnover on Downs
3rd	11:08	MSU 16	4-29	1:33	Punt
3rd	6:32	MSU 29	3-3	1:05	Punt
3rd	0:00	MSU 27	13-62	5:30	FIELD GOAL
4th	8:54	MSU 18	5-24	2:28	Punt
4th	2:37	SC 48	6-39	2:37	End of Half

at LSU

Qtr.	Time	Start	Pl-Yds	TOP	Result
1st	12:40	MSU 29	3-5	1:02	Punt
1st	9:28	MSU 25	6-37	3:07	Punt
1st	4:29	MSU 2	3-(-1)	1:03	Punt
1st	0:35	MSU 35	3-(-2)	1:17	Punt
2nd	8:19	MSU 19	9-58	4:48	FIELD GOAL
2nd	0:02	MSU 18	1-(-2)	0:02	End of Half
3rd	14:55	MSU 19	4-37	1:27	Punt
3rd	12:33	MSU 40	12-40	5:52	FIELD GOAL
3rd	5:17	MSU 49	7-15	2:52	Punt
3rd	0:21	MSU 50	3-1	1:30	Punt
4th	0:00	MSU 34	0-0	0:00	Possession
4th	6:50	MSU 34	9-66	2:40	TOUCHDOWN
4th	4:05	LSU 32	2-32	0:35	TOUCHDOWN
4th	2:15	MSU 23	4-(-6)	0:40	Fumble

OPP. DRIVE CHARTS

South Alabama

Qtr.	Time	Start	Pl-Yds	TOP	Result
1st	13:35	USA 12	6-23	4:41	Punt
1st	7:57	USA 39	3-(-14)	2:09	Punt
1st	3:19	USA 25	9-55	5:00	Missed FG
2nd	11:20	USA 25	5-7	2:53	Punt
2nd	4:41	USA 25	9-67	4:34	Missed FG
3rd	15:00	USA 25	8-75	4:47	TOUCHDOWN
3rd	6:35	USA 25	9-(-9)	1:44	Punt
3rd	2:30	USA 1	9-99	4:39	TOUCHDOWN
4th	9:50	USA 9	3-8	1:02	Punt
4th	6:03	USA 29	9-71	5:06	TOUCHDOWN
4th	0:06	USA 10	1-(-2)	0:06	End of Game

South Carolina

Qtr.	Time	Start	Pl-Yds	TOP	Result
1st	15:00	SC 25	3-(-6)	1:33	Punt
1st	11:00	SC 25	5-10	2:11	Punt
1st	6:37	SC 3	13-60	6:22	Missed FG
2nd	12:07	SC 20	4-14	1:40	Interception
2nd	7:01	SC 11	2-3	0:37	Fumble
2nd	6:11	SC 18	3-2	1:10	Punt
2nd	3:15	SC 29	4-(-3)	2:08	Punt
3rd	12:28	MSU 44	3-(-15)	1:20	Punt
3rd	9:35	SC 10	6-15	3:03	Punt
3rd	5:27	SC 20	12-80	5:22	TOUCHDOWN
4th	9:24	SC 16	3-0	0:30	Punt
4th	6:26	SC 17	13-83	3:49	TOUCHDOWN

at LSU

Qtr.	Time	Start	Pl-Yds	TOP	Result
1st	15:00	LSU 24	3-7	2:20	Punt
1st	11:38	LSU 36	7-64	2:10	TOUCHDOWN
1st	6:21	LSU 8	4-25	1:52	Punt
1st	3:26	MSU 46	7-46	2:51	TOUCHDOWN
2nd	14:18	LSU 18	11-82	5:53	TOUCHDOWN
2nd	3:21	LSU 22	12-68	3:14	FIELD GOAL
3rd	13:28	LSU 13	3-3	0:55	Punt
3rd	6:33	LSU 29	3-22	1:16	Fumble
3rd	2:25	LSU 7	3-7	2:04	Punt
4th	13:51	LSU 1	13-65	7:01	Downs
4th	3:23	LSU 19	3-(-2)	1:08	Punt
4th	1:35	MSU 17	3-(-6)	1:35	End of Half

MSU DRIVE CHARTS

at UMass

Qtr.	Time	Start	Pl-Yds	TOP	Result
1st	15:00	MSU26	6-33	1:48	Punt
1st	11:17	UM36	8-31	2:32	FIELD GOAL
1st	7:55	MSU43	5-15	1:36	Punt
1st	6:08	MSU27	3-8	1:48	Punt
1st	4:12	MSU23	8-35	3:18	Fumble
2nd	14:16	MSU20	15-67	6:32	FIELD GOAL
2nd	1:48	MSU35	7-65	1:20	TOUCHDOWN
3rd	13:11	MSU13	7-25	1:44	Punt
3rd	9:33	MSU36	2-64	0:28	TOUCHDOWN
3rd	7:08	UM44	5-44	2:33	TOUCHDOWN
3rd	4:18	UM0	0-0	0:00	TOUCHDOWN
3rd	2:02	MSU39	6-61	1:55	TOUCHDOWN
4th	10:24	MSU29	4-26	2:08	Punt
4th	4:59	MSU34	6-66	2:26	TOUCHDOWN
4th	2:15	MSU42	5-32	2:15	End of Half

Auburn

Qtr.	Time	Start	Pl-Yds	TOP	Result
1st	13:52	AU19	4-8	1:12	Missed FG
1st	9:28	MSU25	3-8	1:27	Punt
1st	3:44	MSU25	7-35	2:24	Fumble
2nd	12:15	MSU25	3-3	0:57	Punt
2nd	8:09	MSU10	3-9	1:41	Punt
2nd	4:50	MSU10	6-13	1:55	Punt
2nd	1:54	MSU25	1-(-12)	0:09	Fumble
2nd	1:45	MSU25	6-17	1:45	End of Half
3rd	15:00	MSU25	6-13	2:36	Punt
3rd	9:40	MSU31	8-69	3:52	TOUCHDOWN
3rd	3:39	AU43	14-30	5:22	Interception
4th	11:53	AU45	4-45	1:39	TOUCHDOWN
4th	1:39	MSU25	4-11	1:33	End of Half

at BYU

Qtr.	Time	Start	Pl-Yds	TOP	Result
1st	15:00	MSU25	10-50	3:22	Missed FG
1st	10:37	MSU40	6-60	1:24	TOUCHDOWN
1st	0:48	MSU25	5-23	1:42	Interception
2nd	9:38	MSU25	14-75	5:44	TOUCHDOWN
2nd	2:20	MSU14	3-9	0:59	Punt
2nd	0:32	MSU49	3-0	0:31	Punt
3rd	10:51	MSU13	8-49	3:25	Punt
3rd	4:55	MSU7	3-6	1:39	Punt
4th	13:09	MSU31	11-40	5:11	Interception
4th	6:49	MSU19	10-50	3:44	Downs
4th	1:27	MSU20	3-5	1:15	Punt
4th	0:00	BYU40	0-0	0:00	End of Half
OT	15:00	BYU25	4-25	0:00	TOUCHDOWN
OT	15:00	BYU25	7-13	0:00	Downs

OPP DRIVE CHARTS

at UMass

Qtr.	Time	Start	Pl-Yds	TOP	Result
1st	13:12	UM2	3-8	1:55	Punt
1st	8:45	UM23	3-(-2)	0:50	Punt
1st	6:19	UM17	1-83	0:11	TOUCHDOWN
1st	4:20	UM43	1-0	0:08	Interception
1st	0:54	MSU23	4-3	1:38	Downs
2nd	7:44	UM26	10-74	5:56	TOUCHDOWN
2nd	0:28	UM15	1-(-1)	0:28	End of Half
3rd	15:00	UM36	6-12	1:49	Punt
3rd	11:27	UM12	3-(-2)	1:54	Punt
3rd	9:05	UM32	7-68	1:57	TOUCHDOWN
3rd	4:35	UM23	1-0	0:17	Interception
3rd	4:18	UM22	4-(-5)	2:16	Punt
3rd	0:07	UM21	15-79	4:43	TOUCHDOWN
4th	8:16	UM12	9-88	3:17	TOUCHDOWN
4th	2:33	UM47	1-(-5)	0:18	Interception

Auburn

Qtr.	Time	Start	Pl-Yds	TOP	Result
1st	15:00	AU20	3-2	1:08	Interception
1st	12:40	AU20	9-80	3:12	TOUCHDOWN
1st	8:01	AU21	12-79	4:17	TOUCHDOWN
1st	1:20	AU40	12-60	4:05	TOUCHDOWN
2nd	11:18	AU9	6-51	3:09	Punt
2nd	6:28	AU46	3-3	1:38	Punt
2nd	2:55	MSU45	4-45	1:01	TOUCHDOWN
2nd	1:45	MSU13	0-0	0:00	TOUCHDOWN
3rd	12:24	AU20	5-6	2:44	Punt
3rd	5:41	AU26	4-17	2:02	Fumble
4th	13:17	AU2	3-7	1:24	Punt
4th	10:14	AU25	14-67	8:35	FIELD GOAL

at BYU

Qtr.	Time	Start	Pl-Yds	TOP	Result
1st	11:38	BYU25	3-6	1:01	Punt
1st	9:13	BYU25	15-75	8:25	TOUCHDOWN
2nd	14:06	BYU32	10-44	4:28	Missed FG
2nd	3:54	BYU25	3-7	1:34	Punt
2nd	1:21	MSU46	4-17	0:49	Interception
2nd	0:01	BYU28	1-(-1)	0:01	End of Half
3rd	14:54	BYU16	8-36	4:03	Punt
3rd	7:26	BYU1	4-30	2:31	Punt
3rd	3:16	MSU48	12-48	5:01	TOUCHDOWN
4th	7:58	BYU28	3-7	1:09	Punt
4th	3:05	BYU31	3-4	1:38	Punt
4th	0:12	BYU24	2-16	0:12	Fumble
OT	15:00	MSU25	7-25	0:00	TOUCHDOWN
OT	15:00	MSU25	1-25	0:00	TOUCHDOWN
OT	15:00	BYU12	0-0	0:00	End of Game

DEFENSIVE GAME BY GAME STATISTICS

Tackles (UT-AT-TOT)	USA	USC	at LSU	UMASS	AU	at BYU	at UK	Sam	A&M	at Bama	Ark	at UM	TOTALS
Fletcher Adams	0-1-1	0-1-1	...	0-1-1	0-1-1	0-4-4
Nelson Adams	3-0-3	0-4-4	...	2-0-2	1-1-2	6-5-11
Richie Brown	3-3-6	3-7-10	3-3-6	2-4-6	7-7-14	8-1-9	26-25-51
Brandon Bryant	2-0-2	1-1-2	2-3-5	5-4-9	5-4-9	1-1-2	16-13-29
Johnathan Calvin	1-2-3	1-3-4	2-1-3	2-7-9	2-5-7	4-2-6	12-20-32
Kelan Chairs	1-1-2	1-1-2
Kivon Coman	5-1-6	1-3-4	3-4-7	1-2-3	2-6-8	12-16-28
Torey Dale	2-0-2	0-1-1	0-3-3	0-1-1	2-2-4	4-7-11
Lashard Durr	2-1-3	...	2-1-3	2-1-3	0-1-1	6-4-10
Jamoral Graham	6-0-6	4-0-4	3-1-4	2-1-3	0-1-1	15-3-18
J.T. Gray	5-3-8	3-5-8	3-5-8	1-0-1	1-7-8	3-2-5	16-22-38
Gerri Green	0-1-1	2-2-4	1-4-5	2-2-4	1-1-2	0-2-2	6-12-18
Dez Harris	1-0-1	0-1-1	4-1-5	0-2-2	1-2-3	4-0-4	10-6-16
Grant Harris	2-0-2	2-0-2
Braxton Hoyett	2-0-2	0-1-1	2-1-3
Nick James	...	0-1-1	0-4-4	1-1-2	0-1-1	1-2-3	2-8-10
A.J. Jefferson	5-2-7	1-4-5	0-5-5	2-2-4	0-2-2	1-2-3	9-17-26
Cedric Jiles	1-0-1	2-0-2	3-0-3
Traver Jung	...	1-2-3	0-2-2	0-1-1	2-0-2	2-0-2	5-5-10
Leo Lewis	4-5-9	0-4-4	1-9-10	0-2-2	2-4-6	7-5-12	14-29-43
Mark McLaurin	2-1-3	3-1-4	1-4-5	2-1-3	0-10-10	3-1-4	11-18-29
Jamal Peters	1-0-1	1-1-2	2-1-3
Chris Rayford	3-0-3	...	1-0-1	0-1-1	...	1-1-2	5-2-7
Jeffery Simmons	...	2-2-4	0-3-3	0-2-2	0-3-3	1-0-1	3-10-13
Maurice Smitherman	1-0-1	...	0-1-1	1-1-2
Marquiss Spencer	0-1-1	...	2-2-4	4-1-5	6-4-10
Chris Stamps	0-1-1	0-1-1
Cory Thomas	1-3-4	0-3-3	0-3-3	0-3-3	0-4-4	1-2-3	2-18-20
DeAndre Ward	...	2-5-7	0-2-2	3-4-7	1-2-3	2-1-3	8-14-22
TFL-Yards	USA	USC	at LSU	UMASS	AU	at BYU	at UK	Sam	A&M	at Bama	Ark	at UM	TOTALS
Nelson Adams	1.0-6	1.0-1	2.0-7
Richie Brown	...	2.0-16	0.5-2	2.5-18
Johnathan Calvin	...	1.5-9	1.0-2	2.0-6	4.5-17
Kivon Coman	2.0-4	0.5-1	2.5-5
Lashard Durr	0.5-1	0.5-1
J.T. Gray	1.0-4	...	1.5-1	1.0-1	3.5-6
Jamoral Graham	0.5-2	0.5-2
Gerri Green	0.5-2	0.5-2
Dez Harris	1.0-7	1.0-7
Nick James	...	0.5-1	0.5-1
A.J. Jefferson	4.0-25	2.0-9	0.5-2	2.5-5	...	2.0-16	2.0-57
Traver Jung	...	1.5-4	1.0-3	2.5-7
Leo Lewis	2.0-3	0.5-0	2.5-3
Mark McLaurin	1.0-1	1.0-1
Jeffery Simmons	...	1.5-5	1.5-5
Marquiss Spencer	1.0-9	1.0-1	2.0-10
Cory Thomas	1.0-4	0.5-1	0.5-2	1.0-3	3.0-10
DeAndre Ward	...	1.0-1	...	0.5-5	...	1.0-1	2.5-7
Sacks-Yards	USA	USC	at LSU	UMASS	AU	at BYU	at UK	Sam	A&M	at Bama	Ark	at UM	TOTALS
Nelson Adams	1.0-6	1.0-1	2.0-7
Richie Brown	...	1.0-14	1.0-14
Johnathan Calvin	...	1.0-9	...	0.5-4	1.5-13
J.T. Gray	1.0-4	1.0-4
Nick James	...	0.5-1	0.5-1
A.J. Jefferson	2.0-18	1.0-8	1.0-8	4.0-34
Traver Jung	...	0.5-1	1.0-3	1.5-4
Marquiss Spencer	1.0-9	1.0-9
DeAndre Ward	0.5-5	0.5-5

GAME 1

South Alabama 21 MSU 20

Sept. 4, 2016
Davis Wade Stadium
Starkville, Miss.
57,075

South Alabama

RUSHING	Att.	Gain	Lost	Net	TD	Long	Avg.
Tyreis Thomas	10	83	0	83	1	37	8.3
Dallas Davis	9	45	22	23	0	19	2.6
Deonta Moore	1	0	1	-1	0	0	-1.0
Dami Ayoola	1	0	3	-3	0	0	-3.0
Xavier Johnson	7	4	10	-6	0	2	-0.9

PASSING	Com	Att	Int	Yds	TD	Long	Sacks
Dallas Davis	24	34	0	285	2	37	3

RECEIVING	No.	Yds.	TD	Long
Gerald Everett	8	95	1	29
Josh Magee	7	113	1	25
Kevin Kutchera	3	56	0	37
Xavier Johnson	3	8	0	4
Tyrone Williams	2	16	0	12
Tyreis Thomas	1	-3	0	0

PUNTING	No.	Yds.	Avg.	Long	I20	TB
Corliss Waitman	5	194	38.8	46	0	0

FIELD GOALS	Att.	Made	Long	KICKS
Gavin Patterson	2	0	N/A	missed 25, 37

Mississippi State

RUSHING	Att.	Gain	Lost	Net	TD	Long	Avg.
Damian Williams	12	101	8	93	0	23	7.8
Brandon Holloway	11	49	1	48	1	20	4.4
Fred Ross	1	46	0	46	0	46	46.0
Keith Mixon	2	17	0	17	0	13	8.5
Ashton Shumpert	3	14	0	14	0	6	4.7
Aeris Williams	2	12	0	12	0	8	6.0
Nick Fitzgerald	2	11	0	11	0	6	5.5

PASSING	Com	Att	Int	Yds	TD	Long	Sacks
Damian Williams	20	28	0	143	1	19	1
Nick Fitzgerald	0	3	0	0	0	0	0

RECEIVING	No.	Yds.	TD	Long
Fred Ross	6	34	0	12
Brandon Holloway	5	40	0	19
Donald Gray	2	22	0	14
Justin Johnson	2	22	0	18
Dedrick Thomas	2	15	1	11
Keith Mixon	2	4	0	8
Jamal Couch	1	6	0	6

PUNTING	No.	Yds.	Avg.	Long	I20	TB
Logan Cooke	3	133	44.3	57	3	0

FIELD GOALS	Att.	Made	Long	KICKS
Westin Graves	4	2	48	made 37, 48; missed 28, 46

ALL RETURNS	Punts			Kickoffs			Intercepted		
	No.	Yds.	Lg.	No.	Yds.	Lg.	No.	Yds.	Lg.
Brandon Holloway	0	0	0	1	13	13	0	0	0
Donald Gray	0	0	0	2	41	22	0	0	0
J.T. Gray	1	-19	0	0	0	0	0	0	0

South Alabama Rally Stuns MSU, 21-20

Trailing 17-0 entering the second half, South Alabama rallied with 21 points culminating on a Gerald Everett 4-yard touchdown from Dallas Davis with 0:57 remaining as the Jags stunned Mississippi State, 21-20, in the season-opener. The Bulldogs had a chance for the win in the final seconds as **Damian Williams** engineered a 54-yard drive in the final minute to set up a 28-yard **Westin Graves** field goal. Graves' attempt with 0:06 remaining bounced off the left upright. MSU looked to be on its way early. **Dedrick Thomas** caught his first career TD pass on a 4-yard strike from Williams, who entered the game on the third series. **Brandon Holloway** added a 7-yard TD run to culminate a 6-play, 80-yard drive and Graves tacked on a 37-yard field goal to give the Bulldogs a 17-0 lead at the half. MSU led 20-7 entering the fourth quarter and was previously 50-1 when entering the final frame under **Dan Mullen**. Graves missed a 46-yarder early in the fourth quarter with the Bulldogs leading 20-14 and Davis marched the Jags 71 yards down the field for the final margin. MSU as a team racked up 11 tackles for loss, including a career-best four from **A.J. Jefferson**. Jefferson had two sacks. **Leo Lewis**, in his first career games, was the Bulldogs' leading tackler with nine, including two tackles for loss.

South Alabama	0	0	7	14	-21
Mississippi State	7	10	3	0	-20

1st	03:10	MSU	Dedrick Thomas 4 yd pass from Damian Williams (Graves kick)
2nd	11:20	MSU	Brandon Holloway 7 yd run (Graves kick)
	04:41	MSU	Westin Graves 37 yd FG
3rd	10:13	USA	Josh Magee 20 yd pass from Dallas Davis (Patterson kick)
	06:35	MSU	Westin Graves 48 yd FG
4th	12:51	USA	Tyreis Thomas 4 yd run (Patterson kick)
	00:57	USA	Gerald Everett 4 yd pass from Dallas Davis (Patterson kick)

Team Stats

	USA	MSU
FIRST DOWNS	19	22
Rushing	6	8
Passing	12	11
Penalty	1	3
NET YARDS RUSHING	94	239
Rushing Attempts	29	34
Average Per Rush	3.2	7.0
NET YARDS PASSING	285	143
Completions-Attempts-Int	24-34-0	20-31-0
Average Per Attempt	8.4	4.6
Average Per Completion	11.9	7.2
TOTAL OFFENSE YARDS	379	382
Total offense plays	63	65
Average Gain Per Play	6.0	5.9
Penalties: Number-Yards	8-57	5-41
PUNTS-YARDS	5-194	4-161
KICKOFFS-YARDS	4-225	5-325
Punt returns: Number-Yards-TD	0-0-0	1-(-19)-0
Kickoff returns: Number-Yds-TD	0-0-0	3-54-0
Interceptions: Number-Yds-TD	0-0-0	0-0-0
Fumble Returns: Number-Yds-TD	0-0-0	0-0-0
Possession Time	36:41	23:19
Third-Down Conversions	5 of 14	2 of 9
Fourth-Down Conversions	2 of 2	0 of 0
Red-Zone Scores-Chances	3-5	3-4
Sacks By: Number-Yards	1-8	3-22
PAT Kicks	3-3	2-2

GAME 2

South Carolina 14
MSU 27

Sept. 10, 2016
Davis Wade Stadium
Starkville, Miss.
57,763

South Carolina

RUSHING	Att.	Gain	Lost	Net	TD	Long	Avg.
A.J. Turner	16	44	12	32	0	10	2.0
Brandon McIlwain	11	36	19	17	0	11	1.5
Rod Talley	1	2	0	2	0	2	2.0
Perry Orth	3	0	17	-17	0	0	-5.7

PASSING	Com	Att	Int	Yds	TD	Long	Sacks
Brandon McIlwain	11	22	0	126	2	24	2
Perry Orth	9	17	1	83	0	21	2

RECEIVING	No.	Yds.	TD	Long
Hayden Hurst	8	68	0	22
K.C. Crosby	3	14	1	7
Bryan Edwards	2	38	0	24
Deebo Samuel	2	30	0	21
A.J. Turner	2	25	1	18
Randrecous Davis	1	13	0	13
Terry Googer	1	11	0	11
Jacob August	1	10	0	10

PUNTING	No.	Yds.	Avg.	Long	I20	TB
Sean Kelly	7	344	49.1	66	2	0

FIELD GOALS	Att.	Made	Long	KICKS
Elliott Fry	1	0	n/a	missed 55

ALL RETURNS	Punts			Kickoffs			Intercepted		
	No.	Yds.	Lg.	No.	Yds.	Lg.	No.	Yds.	Lg.
A.J. Turner	0	0	0	3	62	26	0	0	0
T.J. Holloman	0	0	0	0	0	0	1	16	16

Mississippi State

RUSHING	Att.	Gain	Lost	Net	TD	Long	Avg.
Nick Fitzgerald	17	195	0	195	0	74	11.5
Brandon Holloway	15	55	7	48	0	22	3.2
Ashton Shumpert	5	28	0	28	0	11	5.6
Aeris Williams	5	21	0	21	0	7	4.2
Keith Mixon	1	2	0	2	0	2	2.0

PASSING	Com	Att.	Int.	Yds.	TD	Long	Sacks
Nick Fitzgerald	19	29	1	178	2	31	0
Fred Ross	1	1	0	17	1	17	0

RECEIVING	No.	Yds.	TD	Long
Donald Gray	5	71	1	22
Fred Ross	5	39	1	18
Gabe Myles	3	45	0	31
Brandon Holloway	3	17	0	9
Jordan Thomas	2	7	1	4
Jamal Couch	1	17	0	17
Justin Johnson	1	-1	0	0

PUNTING	No.	Yds.	Avg.	Long	I20	TB
Logan Cooke	4	198	49.5	68	3	1

FIELD GOALS	Att.	Made	Long	KICKS
Westin Graves	2	2	28	made 27, 28

ALL RETURNS	Punts			Kickoffs			Intercepted		
	No.	Yds.	Lg.	No.	Yds.	Lg.	No.	Yds.	Lg.
Donald Gray	0	0	0	1	14	14	0	0	0
Fred Ross	4	37	16	0	0	0	0	0	0
Jamal Peters	0	0	0	0	0	0	1	0	0

MSU Strikes Early, Often in 27-14 Win Over SC

Nick Fitzgerald set a school record for rushing yards by a quarterback with 195, while throwing for two scores as Mississippi State responded with a 27-14 win over South Carolina in its SEC opener. Fitzgerald, making just his second career start, broke the old mark of John Bond (1980, 163 vs. Ole Miss) highlighted by a 74-yard run on the second series. Fitzgerald marched the Bulldogs down the field on a 55-yard drive at the start that culminated with a 6-yard touchdown pass to **Fred Ross**. Ross got into the throwing act of his own, tossing a 17-yard TD pass to **Donald Gray** on a trick play with 12:15 to play in the second quarter. True freshman Jordan Thomas caught his first career pass - a 3-yard TD toss from Fitzgerald -- that increased the lead to 21-0. The teams then had to wait out a 63-minute lightning delay at halftime before returning to the field. The Bulldog defense limited the Gamecocks to 34 yards rushing and the first-half deficit proved to be too much. **Richie Brown** collected a game-high 10 tackles, one sack and two tackles for loss. **A.J. Jefferson** added two tackles for loss and one sack. MSU created negative plays the entire game, accumulating 11 tackles for loss. Freshman **Jeffery Simmons** made his presence known in his debut with 1.5 tackles for loss and a forced fumble. **Jamal Peters** recorded his first career interception.

Scoring

South Carolina	0	0	7	7	- 14
Mississippi State	7	17	0	3	- 27

1st	11:00	MSU	Fred Ross 6 yd pass from Nick Fitzgerald (Graves kick)
2nd	12:15	MSU	Donald Gray 17 yd pass from Fred Ross (Graves kick)
	03:21	MSU	Jordan Thomas 3 yd pass from Nick Fitzgerald (Graves kick)
	00:00	MSU	Westin Graves 27 yd field goal
3rd	00:05	SC	A.J. Turner 18 yd pass from Brandon McIlwain (Elliott Fry kick)
4th	09:30	MSU	Westin Graves 28 yd field goal
	02:37	SC	K.C. Crosby 4 yd pass from Brandon McIlwain (Elliott Fry kick)

Team Stats

	SC	MSU
FIRST DOWNS	18	24
Rushing	5	12
Passing	12	9
Penalty	1	3
NET YARDS RUSHING	34	290
Rushing Attempts	31	45
Average Per Rush	1.1	6.4
NET YARDS PASSING	209	195
Completions-Attempts-Int	20-39-1	20-30-1
Average Per Attempt	5.4	6.5
Average Per Completion	10.4	9.8
TOTAL OFFENSE YARDS	243	485
Total offense plays	70	75
Average Gain Per Play	3.5	6.5
Fumbles: Number-Lost	1-1	1-0
Penalties: Number-Yards	6-70	6-60
PUNTS-YARDS	7-344	4-198
KICKOFFS-YARDS	2-117	5-322
Punt returns: Number-Yards-TD	0-0-0	4-37-0
Kickoff returns: Number-Yds-TD	3-62-0	1-14-0
Interceptions: Number-Yds-TD	1-16-0	1-0-0
Fumble Returns: Number-Yds-TD	0-0-0	0-0-0
Possession Time	30:05	29:55
Third-Down Conversions	6 of 17	6 of 14
Fourth-Down Conversions	3 of 3	0 of 2
Red-Zone Scores-Chances	2-2	5-8
Sacks By: Number-Yards	0-0	4-33
PAT Kicks	2-2	3-0
Field Goals	0-1	2-2
Points off turnovers	0	0

GAME 3

MSU
#20/22 LSU

20
23

Sept. 17, 2016
Tiger Stadium
Baton Rouge, La.
99,910

Mississippi State

RUSHING	Att.	Gain	Lost	Net	TD	Long	Avg.
Ashton Shumpert	6	34	0	34	0	9	5.7
Brandon Holloway	5	15	0	15	0	6	3.0
Nick Fitzgerald	13	34	21	13	0	15	1.0
Keith Mixon	1	4	0	4	0	4	4.0
Aeris Williams	2	4	0	4	0	2	2.0
Damian Williams	3	3	8	-5	1	2	-1.7
Fred Ross	1	0	7	-7	0	0	-7.0

PASSING	Com	Att	Int	Yds	TD	Long	Sacks
Nick Fitzgerald	12	24	0	120	0	32	4
Damian Williams	5	8	0	94	1	27	1
Fred Ross	0	0	0	0	0	0	1

RECEIVING	No.	Yds.	TD	Long
Fred Ross	6	89	1	27
Donald Gray	3	86	0	32
Brandon Holloway	2	14	0	11
Aeris Williams	2	11	0	6
Jordan Thomas	2	7	0	12
Gabe Myles	1	7	0	7
Keith Mixon	1	0	0	0

PUNTING	No.	Yds.	Avg.	Long	I20	TB
Logan Cook	7	271	38.7	55	5	0

FIELD GOALS	Att.	Made	Long	KICKS
Westin Graves	2	2	41	made 37, 41

ALL RETURNS	Punts			Kickoffs			Intercepted		
	No.	Yds.	Lg.	No.	Yds.	Lg.	No.	Yds.	Lg.
Fred Ross	1	1	1	0	0	0	0	0	0
Brandon Holloway	0	0	0	2	26	14	0	0	0
Malik Dear	0	0	0	1	14	14	0	0	0

LSU

RUSHING	Att.	Gain	Lost	Net	TD	Long	Avg.
Leonard Fournette	28	149	2	147	2	25	5.2
Danny Etling	3	23	0	23	0	12	7.7
Derrius Guice	5	19	0	19	0	7	3.8
DJ Chark	2	0	8	-8	0	0	-4.0

PASSING	Com	Att.	Int.	Yds.	TD	Long	Sacks
Danny Etling	19	30	0	215	1	37	0
Malachi Dupre	0	1	0	0	0	0	0
Leonard Fournette	0	1	0	0	0	0	0

RECEIVING	No.	Yds.	TD	Long
Malachi Dupre	4	54	0	17
Travin Dural	4	40	0	16
Leonard Fournette	4	27	0	16
DJ Chark	3	52	1	37
J.D. Moore	2	9	0	8
Foster Moreau	1	18	0	18
Derrius Guice	1	15	0	15

PUNTING	No.	Yds.	Avg.	Long	I20	TB
Josh Growden	5	246	49.2	65	1	0

FIELD GOALS	Att.	Made	Long	KICKS
Colby Delahoussaye	1	1	27	made 27

ALL RETURNS	Punts			Kickoffs			Intercepted		
	No.	Yds.	Lg.	No.	Yds.	Lg.	No.	Yds.	Lg.
Derrius Guice	0	0	0	4	87	29	0	0	0
Tre'Davious White	2	9	6	0	0	0	0	0	0

MSU Rally Falls Short at No. 20 LSU, 23-20

Mississippi State nearly rallied from a 23-6 fourth-quarter deficit in its first road game of the season, but the Bulldogs came up short on a potential game-winning drive, falling to No. 20 LSU 23-20 in Tiger Stadium. MSU took advantage of a Leonard Fournette fumble with 6:50 to play in the game, marching 66 yards on nine plays that culminated with a **Damian Williams** 1-yard touchdown run. Williams, who entered the game late after **Nick Fitzgerald's** helmet came off on a hit, found **Fred Ross** for a 27-yard completion that kept the drive alive. On the ensuing kickoff, **Westin Graves'** perfectly placed onside kick was recovered by **Dez Harris**. The Williams-to-Ross connection did it again as the two had a 25-yard completion followed by a 7-yard TD reception from Ross in which he dove inside the pylon with 3:30 to play. State cut the deficit to 23-20. The MSU defense then forced a three-and-out, but a 61-yard punt bailed the Tigers out. Williams and the offense took over at their own 22, and he turned it over on a fourth-down fumble deep in their own territory. Fitzgerald made the first road start of his career. Freshman **Leo Lewis** collected a game-high 10 tackles. Harris, in addition to recovering the onside kick, forced two fumbles of the Heisman Trophy candidate Fournette. State was held to 56 yards rushing and 270 total yards of offense. **J.T. Gray** had 1.5 tackles for loss.

Scoring

Mississippi State	0	3	3	14	-20
LSU	14	9	0	0	-23

1st	09:28	LSU	DJ Chark 37 yd pass from Danny Etling (Delahoussaye kick)
	00:35	LSU	Leonard Fournette 5 yd run (Delahoussaye kick)
2nd	08:25	LSU	Leonard Fournette 25 yd run (Delahoussaye kick blocked)
	03:31	MSU	Westin Graves 41 yd field goal
	00:07	LSU	Colby Delahoussaye 27 yd field goal
3rd	06:41	MSU	Westin Graves 37 yd field goal
4th	04:10	MSU	Damian Williams 1 yd run (Graves kick)
	03:30	MSU	Fred Ross 7 yd pass from Damian Williams (Graves kick)

Team Stats

	MSU	LSU
FIRST DOWNS	14	22
Rushing	4	9
Passing	9	11
Penalty	1	2
NET YARDS RUSHING	56	177
Rushing Attempts	32	39
Average Per Rush	1.8	4.5
NET YARDS PASSING	214	215
Completions-Attempts-Int	17-32-0	19-32-0
Average Per Attempt	6.7	6.7
Average Per Completion	12.6	11.3
TOTAL OFFENSE YARDS	270	392
Total offense plays	64	71
Average Gain Per Play	4.2	5.5
Fumbles: Number-Lost	2-1	2-1
Penalties: Number-Yards	5-35	7-56
PUNTS-YARDS	7-271	5-246
KICKOFFS-YARDS	4-253	5-306
Punt returns: Number-Yards-TD	1-1-0	2-9-0
Kickoff returns: Number-Yds-TD	3-40-0	4-87-0
Interceptions: Number-Yds-TD	0-0-0	0-0-0
Fumble Returns: Number-Yds-TD	0-0-0	0-0-0
Possession Time	27:16	32:44
Third-Down Conversions	1 of 14	7 of 16
Fourth-Down Conversions	3 of 4	0 of 1
Red-Zone Scores-Chances	4-4	2-3
Sacks By: Number-Yards	0-0	6-37
PAT Kicks	2-2	2-3
Field Goals	2-2	1-1
Points off turnovers	3	0

GAME 4

MSU 47
UMass 35

Sept. 25, 2016
Gillette Stadium
Foxborough, Mass.
13,074

Mississippi State

RUSHING	Att.	Gain	Lost	Net	TD	Long	Avg.
Nick Fitzgerald	15	119	9	110	0	21	7.3
Brandon Holloway	10	80	0	80	0	19	8.0
Ashton Shumpert	12	73	5	68	1	27	5.7
Keith Mixon	3	20	0	20	0	14	6.7
Aeris Williams	4	21	2	19	1	16	4.8

PASSING	Com	Att	Int	Yds	TD	Long	Sacks
Nick Fitzgerald	26	39	0	305	3	46	1

RECEIVING	No.	Yds.	TD	Long
Fred Ross	8	126	2	46
Donald Gray	8	79	0	17
Malik Dear	4	41	0	23
Farrod Green	3	38	1	14
Dedrick Thomas	2	23	0	15
Keith Mixon	1	-3	0	0
Brandon Holloway	0	1	0	0

PUNTING	No.	Yds.	Avg.	Long	I20	TB
Logan Cooke	5	170	34.0	51	4	0

FIELD GOALS	Att.	Made	Long	KICKS
Westin Graves	2	2	30	made 23, 30

ALL RETURNS	Punts			Kickoffs			Intercepted		
	No.	Yds.	Lg.	No.	Yds.	Lg.	No.	Yds.	Lg.
Fred Ross	4	24	14	0	0	0	0	0	0
Farrod Green	0	0	0	1	12	12	0	0	0
Brandon Holloway	0	0	0	5	126	48	0	0	0
Jamoral Graham	0	0	0	0	0	0	1	38	38
Johnathan Calvin	0	0	0	0	0	0	1	-3	0
Kivon Coman	0	0	0	0	0	0	1	-2	0

UMass

RUSHING	Att.	Gain	Lost	Net	TD	Long	Avg.
Marquis Young	18	131	6	125	1	83	6.9
John Robinson	5	12	0	12	0	3	2.4
Andrew Ford	4	17	15	2	0	9	0.5

PASSING	Com	Att.	Int.	Yds.	TD	Long	Sacks
Andrew Ford	24	40	3	273	4	31	2
Andrew Libby	0	1	0	0	0	0	0

RECEIVING	No.	Yds.	TD	Long
Adam Breneman	6	79	0	15
Andy Isabella	6	32	0	11
Marquis Young	5	44	0	23
Jalen Williams	3	64	2	31
Bernard Davis	3	35	1	19
Sadiq Palmer	1	19	1	19

PUNTING	No.	Yds.	Avg.	Long	I20	TB
Logan Laurent	5	213	42.6	54	1	0

FIELD GOALS	Att.	Made	Long	KICKS
-------------	------	------	------	-------

ALL RETURNS	Punts			Kickoffs			Intercepted		
	No.	Yds.	Lg.	No.	Yds.	Lg.	No.	Yds.	Lg.
James Allen	1	1	1	0	0	0	0	0	0
Isaiah Rodgers	0	0	0	9	182	28	0	0	0

Second-Half Surge Propels MSU Past UMass, 47-35

Nick Fitzgerald accounted for 415 yards of total offense and three touchdowns as MSU used a second-half offensive surge to beat UMass, 47-35, in Gillette Stadium, the home of the New England Patriots. It was the Bulldogs' first contest in the Northeast since 1986 and a homecoming for head coach **Dan Mullen**, who grew up in nearby Manchester, N.H. MSU trailed 14-6 with less than two minutes remaining in the first half before finding a rhythm. Fitzgerald led the Bulldogs 65 yards in 80 seconds, hitting **Fred Ross** for a 9-yard touchdown to make it a one-point game at the half. In the third quarter, the two connected for a 46-yard touchdown before UMass scored to retake the lead. Then the Bulldogs scored two touchdowns just 17 seconds apart, on **Aeris Williams'** 16-yard run and then another on the next play from scrimmage when **Jamoral Graham** returned an interception 38 yards for a score. It was his first career pick. UMass made it interesting early in the fourth quarter but Ashton Shumpert put the game away on a 12-yard score. Fitzgerald finished with just the second 300-yard passing/100-yard rushing game in school history. **Brandon Bryant** and **Johnathan Calvin** had a team-high nine tackles. Calvin also recorded his first career interception and had two tackles for loss. Ross finished with his first 100-yard receiving game of the year.

Scoring

Mississippi State	3	10	28	6	- 47
UMass	7	7	7	14	- 35
1st	08:45	MSU	Westin Graves 23 yd field goal		
	06:08	UM	Marquis Young 83 yd run (Caggiano kick)		
2nd	07:44	MSU	Westin Graves 30 yd field goal		
	01:48	UM	Jalen Williams 31 yd pass from Andrew Ford (Caggiano kick)		
	00:28	MSU	Fred Ross 9 yd pass from Nick Fitzgerald (Graves kick)		
3rd	09:05	MSU	Fred Ross 46 yd pass from Nick Fitzgerald (Graves kick)		
	07:08	UM	Jalen Williams 19 yd pass from Andrew Ford (Caggiano kick)		
	04:35	MSU	Aeris Williams 16 yd run (Graves kick)		
	04:18	MSU	Jamoral Graham 38 yd interception return (Graves kick)		
	00:07	MSU	Farrod Green 13 yd pass from Nick Fitzgerald (Graves kick)		
4th	10:24	UM	Bernard Davis 19 yd pass from Andrew Ford (Caggiano kick)		
	04:59	UM	Sadiq Palmer 19 yd pass from Andrew Ford (Caggiano kick)		
	02:33	MSU	Ashton Shumpert 12 yd run (Malik Dear pass failed)		

Team Stats

	MSU	UMass
FIRST DOWNS	31	22
Rushing	17	5
Passing	14	16
Penalty	0	1
NET YARDS RUSHING	293	138
Rushing Attempts	46	28
Average Per Rush	6.4	4.9
NET YARDS PASSING	305	273
Completions-Attempts-Int	26-39-0	24-41-3
Average Per Attempt	7.8	6.7
Average Per Completion	11.7	11.4
TOTAL OFFENSE YARDS	598	411
Total offense plays	85	69
Average Gain Per Play	7.0	6.0
Fumbles: Number-Lost	1-1	0-0
Penalties: Number-Yards	9-90	7-35
PUNTS-YARDS	5-170	5-213
KICKOFFS-YARDS	9-537	6-321
Punt returns: Number-Yards-TD	4-24-0	1-1-0
Kickoff returns: Number-Yds-TD	6-138-0	9-182-0
Interceptions: Number-Yds-TD	3-33-1	0-0-0
Fumble Returns: Number-Yds-TD	0-0-0	1-20-0
Possession Time	32:23	27:37
Third-Down Conversions	6 of 15	4 of 13
Fourth-Down Conversions	2 of 2	3 of 4
Red-Zone Scores-Chances	6-6	3-4
Sacks By: Number-Yards	2-15	1-8
PAT Kicks	5-5	5-5
Field Goals	2-2	0-0
Points off turnovers	7	0

GAME 5

Auburn
MSU

38
14

Oct. 8 2016
Davis Wade Stadium
Starkville, Miss.
60,102

Auburn

RUSHING	Att.	Gain	Lost	Net	TD	Long	Avg.
Kamryn Pettway	39	171	2	169	3	29	4.3
Stanton Truitt	4	32	0	32	0	14	8.0
Kerryon Johnson	3	21	0	21	0	10	7.0
John Franklin III	3	14	0	14	0	9	4.7
Kam Martin	2	8	0	8	0	5	4.0
Sean White	4	5	10	-5	0	5	-1.2

PASSING	Com	Att	Int	Yds	TD	Long	Sacks
Sean White	14	18	1	204	1	42	2

RECEIVING	No.	Yds.	TD	Long
Tony Stevens	3	64	0	36
Kyle Davis	2	34	0	17
Darius Slayton	2	24	0	19
Chandler Cox	2	19	0	10
Ryan Davis	2	15	1	12
Kam Martin	1	42	0	42
Kamryn Pettway	1	9	0	9
Kerryon Johnson	1	-3	0	0

PUNTING	No.	Yds.	Avg.	Long	I20	TB
Kevin Phillips	4	147	36.8	41	2	0

FIELD GOALS	Att.	Made	Long	KICKS
Daniel Carlson	1	1	25	made 25

ALL RETURNS	Punts			Kickoffs			Intercepted		
	No.	Yds.	Lg.	No.	Yds.	Lg.	No.	Yds.	Lg.
Kerryon Johnson	0	0	0	1	19	19	0	0	0
Stephen Roberts	0	0	0	0	0	0	1	0	0
Johnathan Ford	0	0	0	1	18	18	0	0	0
Marcus Davis	1	-4	0	0	0	0	0	0	0

Mississippi State

RUSHING	Att.	Gain	Lost	Net	TD	Long	Avg.
Nick Fitzgerald	17	83	22	61	0	20	3.6
Brandon Holloway	4	17	0	17	0	7	4.2
Dontavian Lee	2	14	0	14	0	9	7.0
Aeris Williams	2	11	0	11	0	6	5.5
Ashton Shumpert	4	11	0	11	0	5	2.8
Malik Dear	1	0	1	-1	0	0	-1.0
Keith Mixon	2	1	3	-2	0	1	-1.0

PASSING	Com	Att.	Int.	Yds.	TD	Long	Sacks
Nick Fitzgerald	17	34	1	181	2	37	3
Nick Tiano	1	1	0	5	0	5	0

RECEIVING	No.	Yds.	TD	Long
Fred Ross	4	29	1	13
Brandon Holloway	4	20	0	8
Malik Dear	3	32	0	17
Keith Mixon	2	55	1	37
Jamal Couch	1	26	0	26
Ashton Shumpert	1	8	0	8
Dedrick Thomas	1	6	0	6
Farrod Green	1	5	0	5
Jordan Thomas	1	5	0	5

PUNTING	No.	Yds.	Avg.	Long	I20	TB
Logan Cooke	5	204	40.8	59	1	0

FIELD GOALS	Att.	Made	Long	KICKS
Westin Graves	1	0	n/a	missed 28

ALL RETURNS	Punts			Kickoffs			Intercepted		
	No.	Yds.	Lg.	No.	Yds.	Lg.	No.	Yds.	Lg.
Fred Ross	2	-3	0	0	0	0	0	0	0
Kivon Coman	0	0	0	0	0	0	1	16	16

Dominant First Half Carries Auburn Past MSU, 38-14

Auburn used a 35-point first half to snap a two-game losing streak to Mississippi State by a score of 38-14 in Davis Wade Stadium. **Kivon Coman** intercepted Sean White on the third play of the game but the Bulldogs were unable to capitalize, missing a field goal. White then directed three straight scoring drives all of which were finished on Kamryn Pettway runs. Montravius Adams made it 35-0 Auburn right before the half on a 13-yard fumble recovery after **Nick Fitzgerald** was sacked. Fitzgerald settled down in the second half and engineered an 8-play, 9-yard drive that resulted in Keith Mixon's first career touchdown catch on a 37-yard strike from Fitzgerald. Fred Ross then reached the endzone for the fourth straight game, hauling in an 8-yard Fitzgerald pass that cut the lead to 35-14 early in the fourth quarter. It would be MSU's final points of the day. **Richie Brown** led all tacklers with a career-best 14 -- the most by a Bulldog since 2012 -- while **Mark McLaurin** added a career-high 10 tackles. State lost the turnover battle for the first time all season and both turnovers resulted in a combined 14 points for the Tigers.

Scoring

Auburn	14	21	0	3	- 38
Mississippi State	0	0	7	7	- 14

1st	09:28	AUB	Ryan Davis 3 yd pass from Sean White (Daniel Carlson kick)
	03:44	AUB	Kamryn Pettway 1 yd run (Daniel Carlson kick)
2nd	12:15	AUB	Kamryn Pettway 3 yd run (Daniel Carlson kick)
	01:54	AUB	Kamryn Pettway 2 yd run (Daniel Carlson kick)
	01:45	AUB	Montravius Adams 13 yd fumble recovery (Daniel Carlson kick)
3rd	05:48	MSU	Keith Mixon 37 yd pass from Nick Fitzgerald (Graves kick)
4th	10:14	MSU	Fred Ross 8 yd pass from Nick Fitzgerald (Graves kick)
	01:39	AUB	Daniel Carlson 25 yd field goal

Team Stats

	AUB	MSU
FIRST DOWNS	22	16
Rushing	10	7
Passing	10	9
Penalty	2	0
NET YARDS RUSHING	228	103
Rushing Attempts	56	33
Average Per Rush	4.1	3.1
NET YARDS PASSING	204	186
Completions-Attempts-Int	14-18-1	18-35-1
Average Per Attempt	11.3	5.3
Average Per Completion	14.6	10.3
TOTAL OFFENSE YARDS	432	289
Total offense plays	74	68
Average Gain Per Play	5.8	4.2
Fumbles: Number-Lost	4-1	5-2
Penalties: Number-Yards	5-40	7-80
PUNTS-YARDS	4-147	5-204
KICKOFFS-YARDS	7-440	3-186
Punt returns: Number-Yards-TD	1-(-4)-0	2-(-3)-0
Kickoff returns: Number-Yds-TD	2-37-0	0-0-0
Interceptions: Number-Yds-TD	1-0-0	1-16-0
Fumble Returns: Number-Yds-TD	1-13-1	0-0-0
Possession Time	33:22	26:38
Third-Down Conversions	6 of 12	6 of 16
Fourth-Down Conversions	0 of 0	2 of 3
Red-Zone Scores-Chances	5-5	1-3
Sacks By: Number-Yards	3-21	2-10
PAT Kicks	5-5	2-2
Field Goals	1-1	0-1
Points off turnovers	14	0

GAME 6

MSU
BYU

21
28 2OT

Oct. 14, 2016
LaVell Edwards Stadium
Provo, Utah
62,184

Mississippi State

RUSHING	Att.	Gain	Lost	Net	TD	Long	Avg.
Aeris Williams	21	86	4	82	0	12	3.9
Nick Fitzgerald	16	58	17	41	2	22	2.6
Malik Dear	3	17	0	17	0	8	5.7
Keith Mixon	3	13	0	13	0	6	4.3
Ashton Shumpert	6	16	6	10	0	5	1.7

PASSING	Com	Att	Int	Yds	TD	Long	Sacks
Nick Fitzgerald	17	36	2	214	1	44	2
Fred Ross	1	1	0	9	0	9	0

RECEIVING	No.	Yds.	TD	Long
Fred Ross	5	69	0	21
Keith Mixon	4	69	1	44
Malik Dear	3	36	0	17
Donald Gray	2	17	0	13
Ashton Shumpert	1	17	0	17
Nick Fitzgerald	1	9	0	9
Jordan Thomas	1	6	0	6
Dontavian Lee	1	0	0	0

PUNTING	No.	Yds.	Avg.	Long	I20	TB
Logan Cooke	5	184	36.8	51	1	0

FIELD GOALS	Att.	Made	Long	KICKS
Westin Graves	1	0	n/a	missed 42

ALL RETURNS	Punts			Kickoffs			Intercepted		
	No.	Yds.	Lg.	No.	Yds.	Lg.	No.	Yds.	Lg.
Malik Dear	0	0	0	1	14	14	0	0	0
Mark McLaurin	0	0	0	0	0	0	1	27	27

BYU

RUSHING	Att.	Gain	Lost	Net	TD	Long	Avg.
Jamaa Williams	26	81	5	76	0	9	2.9
Taysom Hill	17	65	12	53	1	12	3.1
Squally Canada	3	11	0	11	0	7	3.7
Tann Balderree	0	7	0	7	0	0	0.0

PASSING	Com	Att.	Int.	Yds.	TD	Long	Sacks
Taysom Hill	16	28	1	165	3	25	1

RECEIVING	No.	Yds.	TD	Long
Nick Kurtz	7	62	0	18
Colby Pearson	4	36	0	17
M. Lualaba-Pututau	2	34	1	19
Tann Balderree	1	25	1	25
Jona Trinnaman	1	7	0	7
Hunter Marshall	1	1	1	1

PUNTING	No.	Yds.	Avg.	Long	I20	TB
Jonny Linehan	6	286	47.7	62	4	0

FIELD GOALS	Att.	Made	Long	KICKS
Rhett Almond	1	0	n/a	missed 42

ALL RETURNS	Punts			Kickoffs			Intercepted		
	No.	Yds.	Lg.	No.	Yds.	Lg.	No.	Yds.	Lg.
Mica Hannemann	0	0	0	0	0	0	1	0	0
Kai Nacua	0	0	0	0	0	0	1	10	10
Mitch Juergens	1	15	15	0	0	0	0	0	0
Aleva Hifo	0	0	0	1	12	12	0	0	0

BYU Downs MSU in Two Overtimes, 28-21

BYU quarterback Taysom Hill threw three touchdowns, including a 25-yard game-winner in the second overtime, as MSU fell 28-21 on a rare Friday night contest in Provo. It was the Bulldogs' first trip out West since 2002 and first to Provo since 2000. **Nick Fitzgerald** accounted for 296 yards and three touchdowns. Fitzgerald delivered a gutsy 2-yard TD run, diving over a defender, that gave MSU the lead in overtime but BYU answered quickly on Hill's 1-yard score. BYU went on offense on the first possession in the second overtime, scoring on the first play with a 25-yard pass. The Bulldogs then turned it over on downs on their possession and fans stormed the field. State took an early lead on a **Keith Mixon** 44-yard TD in which Fitzgerald kept the play alive. Fitzgerald gave MSU the lead going into halftime, 14-7. The Bulldog defense allowed only 126 yards in the first half. Safety **Mark McLaurin**, making his first career start in place of an injured **Kivon Coman**, recorded his first career interception in the second quarter. Freshman **Leo Lewis** led the Bulldogs with a career-best 12 tackles.

Scoring

Mississippi State	7	7	0	0	[7]	[0]	- 21
BYU	7	0	0	7	[7]	[7]	- 28

1st	09:13	MSU	Keith Mixon 44 yd pass from Nick Fitzgerald (Graves kick)
	00:48	BYU	Hunte Marshall 1 yd pass from Taysom Hill (Almondkick)
2nd	03:45	MSU	Nick Fitzgerald 1 yd run (Graves kick)
4th	13:15	BYU	M. Lualaba-Pututau 15 yd pass from Taysom Hill (Mikkelsen kick)
OT	15:00	MSU	Nick Fitzgerald 2 yd run (Graves kick)
	15:00	BYU	Taysom Hill 1 yd run (Mikkelsen kick)
	15:00	BYU	Tann Balderree 25 yd pass from Taysom Hill (Mikkelsen kick)

Team Stats

	MSU	BYU
FIRST DOWNS	23	20
Rushing	9	8
Passing	11	8
Penalty	3	4
NET YARDS RUSHING	163	146
Rushing Attempts	49	47
Average Per Rush	3.3	3.1
NET YARDS PASSING	223	165
Completions-Attempts-Int	18-37-2	16-28-1
Average Per Attempt	6.0	5.9
Average Per Completion	12.4	10.3
Passing Touchdowns	1	3
TOTAL OFFENSE YARDS	254	336
Total offense plays	86	75
Average Gain Per Play	4.5	4.1
Fumbles: Number-Lost	0-0	0-0
Penalties: Number-Yards	7-63	9-84
PUNTS-YARDS	5-184	6-286
KICKOFFS-YARDS	3-191	3-193
Punt returns: Number-Yards-TD	0-0-0	1-15-0
Kickoff returns: Number-Yds-TD	1-14-0	1-12-0
Interceptions: Number-Yds-TD	1-27-0	2-10-0
Fumble Returns: Number-Yds-TD	0-0-0	0-0-0
Possession Time	29:02	30:58
Third-Down Conversions	8 of 19	9 of 17
Fourth-Down Conversions	1 of 3	1 of 1
Red-Zone Scores-Chances	2-3	3-3
Sacks By: Number-Yards	2-11	2-9
PAT Kicks	3-3	4-4
Field Goals	0-1	0-1
Points off turnovers	0	0

All games

Date	Opponent		Score	Att.
Sep 03, 2016	SOUTH ALABAMA	L	20-21	57075
* Sep 10, 2016	SOUTH CAROLINA	W	27-14	57763
* Sep 17, 2016	at #20 LSU	L	20-23	99910
Sep 24, 2016	at Massachusetts	W	47-35	13074
* Oct 08, 2016	AUBURN	L	14-38	60102
Oct 14, 2016	at BYU	L	21-28	62184

Record:	Overall	Home	Away	Neutral
All games	2-4	1-2	1-2	0-0
Conference	1-2	1-1	0-1	0-0
Non-Conference	1-2	0-1	1-1	0-0

Team Statistics	MS	OPP
FIRST DOWNS	130	123
Rushing	57	43
Passing	63	69
Penalty	10	1
RUSHING YARDAGE	1144	817
Rushing Attempts	239	230
Average Per Rush	4.8	3.6
Average Per Game	190.7	136.2
TDs Rushing	6	8
PASSING YARDAGE	1266	1351
Comp-Att-Int	119-204-4	117-192-6
Average Per Pass	6.2	7.0
Average Per Catch	10.6	11.5
Average Per Game	211.0	225.2
TDs Passing	11	13
TOTAL OFFENSE	2410	2168
Average Per Play	5.4	5.1
Average Per Game	401.7	361.3
KICK RETURNS: #-Yards	14-260	19-380
PUNT RETURNS: #-Yards	12-40	5-21
INT RETURNS: #-Yards	6-76	4-26
FUMBLES-LOST	11-4	9-4
PENALTIES-Yards	39-369	42-342
PUNTS-AVG	30-39.6	32-44.7
TIME OF POSSESSION/Game	28:06	31:54
3RD-DOWN Conversions	29/87	37/89
4TH-DOWN Conversions	8/14	9/11

Interceptions	no.	yds	avg	td	lg
Kivon Coman	2	14	7.0	0	16
Mark McLaurin	1	27	27.0	0	27
Johnathan Calvin	1	-3	-3.0	0	0
Jamoral Graham	1	38	38.0	1	38
Jamal Peters	1	0	0.0	0	0

Punting	no.	yds	avg	lg	tb	fc	120	50+	blk
Logan Cooke	29	1160	40.0	68	1	10	17	6	1
TEAM	1	28	28.0	28	0	0	0	0	0

Punt Returns	no.	yds	avg	td	lg
Fred Ross	11	59	5.4	0	16
J.T. Gray	1	-19	-19.0	0	0
Total	12	40	3.3	0	16
Opponents	5	21	4.2	0	15

Kick Returns	no.	yds	avg	td	lg
Brandon Holloway	8	165	20.6	0	48
Donald Gray	3	55	18.3	0	22
Malik Dear	2	28	14.0	0	14
Farrod Green	1	12	12.0	0	12
Total	14	260	18.6	0	48
Opponents	19	380	20.0	0	29

All Purpose	g	rush	rcv	pr	kr	ir	total	avg/g
Fred Ross	6	39	386	59	0	0	484	80.7
Brandon Hollowa	5	208	92	0	165	0	465	93.0
Nick Fitzgerald	6	431	9	0	0	0	440	73.3
Donald Gray	6	0	275	0	55	0	330	55.0
Ashton Shumpert	6	165	25	0	0	0	190	31.7
Total	6	1144	1266	40	260	76	2786	464.3
Opponents	6	817	1351	21	380	26	2595	432.5

Total Offense	g	plays	rush	pass	total	avg/g
Nick Fitzgerald	6	245	431	998	1429	238.2
Damian Williams	2	51	88	237	325	162.5
Brandon Holloway	5	45	208	0	208	41.6
Ashton Shumpert	6	36	165	0	165	27.5
Aeris Williams	6	36	149	0	149	24.8
Total	6	443	1144	1266	2410	401.7
Opponents	6	422	817	1351	2168	361.3

Rushing	gp	att	gain	loss	net	avg	td	lg	avg/g
Nick Fitzgerald	6	80	500	69	431	5.4	2	74	71.8
Brandon Holloway	5	45	216	8	208	4.6	1	22	41.6
Ashton Shumpert	6	36	176	11	165	4.6	1	27	27.5
Aeris Williams	6	36	155	6	149	4.1	1	16	24.8
Damian Williams	2	15	104	16	88	5.9	1	23	44.0
Keith Mixon	6	12	57	3	54	4.5	0	14	9.0
Fred Ross	6	2	46	7	39	19.5	0	46	6.5
Malik Dear	5	4	17	1	16	4.0	0	8	3.2
Dontavian Lee	6	2	14	0	14	7.0	0	9	2.3
Total	6	239	1285	141	1144	4.8	6	74	190.7
Opponents	6	230	980	163	817	3.6	8	83	136.2

Passing	gp	effic	comp-att-int	pct	yds	td	lg	avg/g
Nick Fitzgerald	6	117.11	91-165-4	55.2	998	8	46	166.3
Damian Williams	2	143.08	25-36-0	69.4	237	2	27	118.5
Fred Ross	6	374.20	2-2-0	100.0	26	1	17	4.3
Nick Tiano	1	142.00	1-1-0	100.0	5	0	5	5.0
Total	6	124.34	119-204-4	58.3	1266	11	46	211.0
Opponents	6	136.14	117-192-6	60.9	1351	13	42	225.2

Receiving	gp	no.	yds	avg	td	lg	avg/g
Fred Ross	6	34	386	11.4	5	46	64.3
Donald Gray	6	20	275	13.8	1	32	45.8
Brandon Holloway	5	14	92	6.6	0	19	18.4
Keith Mixon	6	10	125	12.5	2	44	20.8
Malik Dear	5	10	109	10.9	0	23	21.8
Jordan Thomas	5	6	25	4.2	1	12	5.0
Dedrick Thomas	5	5	44	8.8	1	15	8.8
Gabe Myles	6	4	52	13.0	0	31	8.7
Farrod Green	6	4	43	10.8	1	14	7.2
Jamal Couch	6	3	49	16.3	0	26	8.2
Justin Johnson	6	3	21	7.0	0	18	3.5
Ashton Shumpert	6	2	25	12.5	0	17	4.2
Aeris Williams	6	2	11	5.5	0	6	1.8
Nick Fitzgerald	6	1	9	9.0	0	9	1.5
Dontavian Lee	6	1	0	0.0	0	0	0.0
Total	6	119	1266	10.6	11	46	211.0
Opponents	6	117	1351	11.5	13	42	225.2

Field Goals	fg	pct.	01-19	20-29	30-39	40-49	50-99	lg	blk
Westin Graves	8-12	66.7	0-0	3-5	3-3	2-4	0-0	48	0

			PAT						
Scoring	td	fg	kick	rush	rcv	pass	dxp	saf	pts
Westin Graves	-	8-12	17-17	-	-	-	-	-	41
Fred Ross	5	-	-	-	-	-	-	-	30
Keith Mixon	2	-	-	-	-	-	-	-	12
Nick Fitzgerald	2	-	-	-	-	-	-	-	12
Brandon Holloway	1	-	-	-	-	-	-	-	6
Jordan Thomas	1	-	-	-	-	-	-	-	6
Aeris Williams	1	-	-	-	-	-	-	-	6
Ashton Shumpert	1	-	-	-	-	-	-	-	6
Donald Gray	1	-	-	-	-	-	-	-	6
Jamoral Graham	1	-	-	-	-	-	-	-	6
Farrod Green	1	-	-	-	-	-	-	-	6
Damian Williams	1	-	-	-	-	-	-	-	6
Deddrick Thomas	1	-	-	-	-	-	-	-	6
Total	18	8-12	17-17	-	-	0-1	-	-	149
Opponents	22	2-6	21-22	-	-	-	-	-	159

Score by Quarters	1st	2nd	3rd	4th	OT	Total
Mississippi State	24	47	41	30	7	149
Opponents	42	37	21	45	14	159

##	Player	Tackles					Sacks		Pass defense			Fumbles		blkd	
		gp	ua	a	tot	tfl/yds	no-yds		int-yds	brup	qbh	rcv-yds	ff	kick	saf
20	Picbie Brown	6	20	22	51	2.5/10	1/0/14			1	1		1		

Mississippi State Football
Mississippi State Game Results (as of Oct 15, 2016)
All games

Date	Opponent		Score	Overall	Conference	Time	Attend
Sep 03, 2016	SOUTH ALABAMA	L	20-21	0-1	0-0	3:23	57075
* Sep 10, 2016	SOUTH CAROLINA	W	27-14	1-1	1-0	3:04	57763
* Sep 17, 2016	at #20 LSU	L	20-23	1-2	1-1	3:32	99910
Sep 24, 2016	at Massachusetts	W	47-35	2-2	1-1	3:36	13074
* Oct 08, 2016	AUBURN	L	14-38	2-3	1-2	3:12	60102
Oct 14, 2016	at BYU	Lo	21-28	2-4	1-2		62184

Mississippi State Football
Mississippi State Overall Team Statistics (as of Oct 15, 2016)
All games

Team Statistics	MS	OPP
SCORING	149	159
Points Per Game	24.8	26.5
Points Off Turnovers	7	14
FIRST DOWNS	130	123
Rushing	57	43
Passing	63	69
Penalty	10	11
RUSHING YARDAGE	1144	817
Yards gained rushing	1285	980
Yards lost rushing	141	163
Rushing Attempts	239	230
Average Per Rush	4.8	3.6
Average Per Game	190.7	136.2
TDs Rushing	6	8
PASSING YARDAGE	1266	1351
Comp-Att-Int	119-204-4	117-192-6
Average Per Pass	6.2	7.0
Average Per Catch	10.6	11.5
Average Per Game	211.0	225.2
TDs Passing	11	13
TOTAL OFFENSE	2410	2168
Total Plays	443	422
Average Per Play	5.4	5.1
Average Per Game	401.7	361.3
KICK RETURNS: #-Yards	14-260	19-380
PUNT RETURNS: #-Yards	12-40	5-21
INT RETURNS: #-Yards	6-76	4-26
KICK RETURN AVERAGE	18.6	20.0
PUNT RETURN AVERAGE	3.3	4.2
INT RETURN AVERAGE	12.7	6.5
FUMBLES-LOST	11-4	9-4
PENALTIES-Yards	39-369	42-342
Average Per Game	61.5	57.0
PUNTS-Yards	30-1188	32-1430
Average Per Punt	39.6	44.7
Net punt average	38.2	43.4
KICKOFFS-Yards	29-1814	27-1602
Average Per Kick	62.6	59.3
Net kick average	40.8	39.5
TIME OF POSSESSION/Game	28:06	31:54
3RD-DOWN Conversions	29/87	37/89
3rd-Down Pct	33%	42%
4TH-DOWN Conversions	8/14	9/11
4th-Down Pct	57%	82%
SACKS BY-Yards	12-83	13-83
MISC YARDS	0	0
TOUCHDOWNS SCORED	18	22
FIELD GOALS-ATTEMPTS	8-12	2-6
ON-SIDE KICKS	1-1	0-1
RED-ZONE SCORES	(21-28) 75%	(18-22) 82%
RED-ZONE TOUCHDOWNS	(14-28) 50%	(16-22) 73%
PAT-ATTEMPTS	(17-17) 100%	(21-22) 95%
ATTENDANCE	174940	175168
Games/Avg Per Game	3/58313	3/58389
Neutral Site Games		0/0

Score by Quarters	1st	2nd	3rd	4th	OT	Total
Mississippi State	24	47	41	30	7	149
Opponents	42	37	21	45	14	159

Mississippi State Football
Mississippi State Overall Individual Statistics (as of Oct 15, 2016)
All games

Rushing	gp	att	gain	loss	net	avg	td	lg	avg/g
Nick Fitzgerald	6	80	500	69	431	5.4	2	74	71.8
Brandon Holloway	5	45	216	8	208	4.6	1	22	41.6
Ashton Shumpert	6	36	176	11	165	4.6	1	27	27.5
Aeris Williams	6	36	155	6	149	4.1	1	16	24.8
Damian Williams	2	15	104	16	88	5.9	1	23	44.0
Keith Mixon	6	12	57	3	54	4.5	0	14	9.0
Fred Ross	6	2	46	7	39	19.5	0	46	6.5
Malik Dear	5	4	17	1	16	4.0	0	8	3.2
Dontavian Lee	6	2	14	0	14	7.0	0	9	2.3
Logan Cooke	6	1	0	2	-2	-2.0	0	0	-0.3
TEAM	5	6	0	18	-18	-3.0	0	0	-3.6
Total	6	239	1285	141	1144	4.8	6	74	190.7
Opponents	6	230	980	163	817	3.6	8	83	136.2

Passing	gp	effic	comp-att-int	pct	yds	td	lg	avg/g
Nick Fitzgerald	6	117.11	91-165-4	55.2	998	8	46	166.3
Damian Williams	2	143.08	25-36-0	69.4	237	2	27	118.5
Fred Ross	6	374.20	2-2-0	100.0	26	1	17	4.3
Nick Tiano	1	142.00	1-1-0	100.0	5	0	5	5.0
Total	6	124.34	119-204-4	58.3	1266	11	46	211.0
Opponents	6	136.14	117-192-6	60.9	1351	13	42	225.2

Receiving	gp	no.	yds	avg	td	lg	avg/g
Fred Ross	6	34	386	11.4	5	46	64.3
Donald Gray	6	20	275	13.8	1	32	45.8
Brandon Holloway	5	14	92	6.6	0	19	18.4
Keith Mixon	6	10	125	12.5	2	44	20.8
Malik Dear	5	10	109	10.9	0	23	21.8
Jordan Thomas	5	6	25	4.2	1	12	5.0
Dedrick Thomas	5	5	44	8.8	1	15	8.8
Gabe Myles	6	4	52	13.0	0	31	8.7
Farrod Green	6	4	43	10.8	1	14	7.2
Jamal Couch	6	3	49	16.3	0	26	8.2
Justin Johnson	6	3	21	7.0	0	18	3.5
Ashton Shumpert	6	2	25	12.5	0	17	4.2
Aeris Williams	6	2	11	5.5	0	6	1.8
Nick Fitzgerald	6	1	9	9.0	0	9	1.5
Dontavian Lee	6	1	0	0.0	0	0	0.0
Total	6	119	1266	10.6	11	46	211.0
Opponents	6	117	1351	11.5	13	42	225.2

Punt Returns	no.	yds	avg	td	lg
Fred Ross	11	59	5.4	0	16
J.T. Gray	1	-19	-19.0	0	0
Total	12	40	3.3	0	16
Opponents	5	21	4.2	0	15

Interceptions	no.	yds	avg	td	lg
Kivon Coman	2	14	7.0	0	16
Jamoral Graham	1	38	38.0	1	38
Johnathan Calvin	1	-3	-3.0	0	0
Mark McLaurin	1	27	27.0	0	27
Jamal Peters	1	0	0.0	0	0
Total	6	76	12.7	1	38
Opponents	4	26	6.5	0	16

Kick Returns	no.	yds	avg	td	lg
Brandon Holloway	8	165	20.6	0	48
Donald Gray	3	55	18.3	0	22
Malik Dear	2	28	14.0	0	14
Farrod Green	1	12	12.0	0	12
Total	14	260	18.6	0	48
Opponents	19	380	20.0	0	29

Fumble Returns	no.	yds	avg	td	lg
Total	0	0	0.0	0	0
Opponents	2	33	16.5	1	20

Mississippi State Football
Mississippi State Overall Individual Statistics (as of Oct 15, 2016)
All games

Scoring	td	fg	PAT				dxp	saf	pts
			kick	rush	rcv	pass			
Westin Graves	-	8-12	17-17	-	-	-	-	-	41
Fred Ross	5	-	-	-	-	-	-	-	30
Keith Mixon	2	-	-	-	-	-	-	-	12
Nick Fitzgerald	2	-	-	-	-	-	-	-	12
Ashton Shumpert	1	-	-	-	-	-	-	-	6
Jordan Thomas	1	-	-	-	-	-	-	-	6
Jamoral Graham	1	-	-	-	-	-	-	-	6
Donald Gray	1	-	-	-	-	-	-	-	6
Brandon Holloway	1	-	-	-	-	-	-	-	6
Damian Williams	1	-	-	-	-	-	-	-	6
Farrod Green	1	-	-	-	-	-	-	-	6
Dedrick Thomas	1	-	-	-	-	-	-	-	6
Aeris Williams	1	-	-	-	-	-	-	-	6
Malik Dear	-	-	-	-	-	0-1	-	-	0
Total	18	8-12	17-17	-	-	0-1	-	-	149
Opponents	22	2-6	21-22	-	-	-	-	-	159

Total Offense	g	plays	rush	pass	total	avg/g
Nick Fitzgerald	6	245	431	998	1429	238.2
Damian Williams	2	51	88	237	325	162.5
Brandon Holloway	5	45	208	0	208	41.6
Ashton Shumpert	6	36	165	0	165	27.5
Aeris Williams	6	36	149	0	149	24.8
Fred Ross	6	4	39	26	65	10.8
Keith Mixon	6	12	54	0	54	9.0
Malik Dear	5	4	16	0	16	3.2
Dontavian Lee	6	2	14	0	14	2.3
Nick Tiano	1	1	0	5	5	5.0
Logan Cooke	6	1	-2	0	-2	-0.3
TEAM	5	6	-18	0	-18	-3.6
Total	6	443	1144	1266	2410	401.7
Opponents	6	422	817	1351	2168	361.3

Field Goals	fg	pct.	01-19	20-29	30-39	40-49	50-99	lg	blk
Westin Graves	8-12	66.7	0-0	3-5	3-3	2-4	0-0	48	0
FG Sequence	Mississippi State				Opponents				
South Alabama	(37),(48),46,28				37,25				
South Carolina	(27),(28)				55				
LSU	(41),(37)				(27)				
Massachusetts	(23),(30)				-				
Auburn	28				(25)				
BYU	42				42				

Numbers in (parentheses) indicate field goal was made.

Punting	no.	yds	avg	lg	tb	fc	i20	50+	blk
Logan Cooke	29	1160	40.0	68	1	10	17	6	1
TEAM	1	28	28.0	28	0	0	0	0	0
Total	30	1188	39.6	68	1	10	17	6	1
Opponents	32	1430	44.7	66	0	13	10	7	0
Kickoffs	no.	yds	avg	tb	ob	retn	net	ydln	
Logan Cooke	13	838	64.5	9	0				
Westin Graves	13	790	60.8	0	0				
Brad Wall	3	186	62.0	1	0				
Total	29	1814	62.6	10	0	20.0	40.8	24	
Opponents	27	1602	59.3	11	2	18.6	39.5	25	

Mississippi State Football
Mississippi State Overall Individual Statistics (as of Oct 15, 2016)
All games

All Purpose	g	rush	rcv	pr	kr	ir	total	avg/g
Fred Ross	6	39	386	59	0	0	484	80.7
Brandon Hollow	5	208	92	0	165	0	465	93.0
Nick Fitzgerald	6	431	9	0	0	0	440	73.3
Donald Gray	6	0	275	0	55	0	330	55.0
Ashton Shumper	6	165	25	0	0	0	190	31.7
Keith Mixon	6	54	125	0	0	0	179	29.8
Aeris Williams	6	149	11	0	0	0	160	26.7
Malik Dear	5	16	109	0	28	0	153	30.6
Damian Williams	2	88	0	0	0	0	88	44.0
Farrod Green	6	0	43	0	12	0	55	9.2
Gabe Myles	6	0	52	0	0	0	52	8.7
Jamal Couch	6	0	49	0	0	0	49	8.2
Deddrick Thoma	5	0	44	0	0	0	44	8.8
Jamoral Graham	6	0	0	0	0	38	38	6.3
Mark McLaurin	6	0	0	0	0	27	27	4.5
Jordan Thomas	5	0	25	0	0	0	25	5.0
Justin Johnson	6	0	21	0	0	0	21	3.5
Dontavian Lee	6	14	0	0	0	0	14	2.3
Kivon Coman	5	0	0	0	0	14	14	2.8
Logan Cooke	6	-2	0	0	0	0	-2	-0.3
Johnathan Calvi	6	0	0	0	0	-3	-3	-0.5
TEAM	5	-18	0	0	0	0	-18	-3.6
J.T. Gray	6	0	0	-19	0	0	-19	-3.2
Total	6	1144	1266	40	260	76	2786	464.3
Opponents	6	817	1351	21	380	26	2595	432.5

Mississippi State Football
Mississippi State Overall Defensive Statistics (as of Oct 15, 2016)
All games

##	Defensive Leaders	gp	Tackles				Sacks no-yds	Pass defense			Fumbles		blkd	
			ua	a	tot	tfl/yds		int-yds	brup	qbh	rcv-yds	ff	kick	saf
39	Richie Brown	6	29	22	51	2.5-18	1.0-14	.	1	1	.	1	.	.
44	Leo Lewis	6	16	27	43	2.0-3
12	J.T. Gray	6	16	22	38	3.5-6	1.0-4
16	Johnathan Calvin	6	13	19	32	4.0-17	1.5-13	1--3	.	.	1-0	.	1	.
1	Brandon Bryant	6	17	12	29	.	.	.	1
41	Mark McLaurin	6	12	17	29	1.0-1	.	1-27	3	1
1B	Kivon Coman	5	13	15	28	2.5-5	.	2-14	1
47	A.J. Jefferson	6	12	14	26	10.0-49	3.0-26	.	.	2	1-0	1	.	.
28	DeAndre Ward	6	12	10	22	2.5-7	0.5-5	.	1
34	Cory Thomas	6	4	16	20	3.5-10
9	Jamoral Graham	6	15	3	18	0.5-2	.	1-38	4
4	Gerri Green	6	6	12	18	0.5-2	.	.	1	.	1-0	.	.	.
46	Dez Harris	6	11	5	16	1.0-7	2	.	.
98	Jeffery Simmons	5	4	9	13	2.0-5	.	.	.	1	.	1	.	.
94	Nelson Adams	6	8	3	11	2.0-7	2.0-7	.	2	1
49	Torrey Dale	6	4	7	11	1	.	.
88	Nick James	5	3	8	11	1.0-2	1.0-2	.	.	1
25	Lashard Durr	6	6	4	10	0.5-1
3	Traver Jung	6	6	4	10	2.0-6	1.5-3	.	2	.	1-0	1	.	.
42	Marquiss Spencer	5	6	4	10	2.0-10	1.0-9
24	Chris Rayford	6	5	2	7
32	Ashton Shumpert	6	2	2	4
43	Fletcher Adams	5	1	3	4
2	Jamal Peters	6	2	1	3	.	.	1-0
95	Braxton Hoyett	6	2	1	3
5J	Cedric Jiles	2	3	.	3
31	Maurice Smitherman	5	1	1	2
90	Grant Harris	1	2	.	2
51	Kelan Chairs	6	1	1	2
30	Chris Stamps	5	.	1	1
86	Jesse Jackson	6	1	.	1
74	Elgton Jenkins	6	1	.	1
27	Aeris Williams	6	.	1	1
62	Devon Desper	6	.	1	1
55	Martinas Rankin	6	.	1	1
8	Fred Ross	6	1	.	1
Total		6	235	248	483	43-158	12-83	6-76	16	7	4-0	7	1	.
Opponents		6	263	232	495	39-138	13-83	4-26	30	10	4-33	6	1	.

Mississippi State Football
Mississippi State Team Game-by-Game (as of Oct 15, 2016)
All games

TEAM STATISTICS

		Rushing				Receiving				Passing				Kick Returns				Punt Returns				tot		
Date	Opponent	no.	yds	td	lg	no.	yds	td	lg	cmp	att	int	yds	td	lg	no.	yds	td	lg	no.	yds	td	lg	off
Sep 03	SOUTH ALABAMA	34	239	1	46	20	143	1	19	20-31-0	143	1	19	3	54	0	22	1	-19	0	0		382	
Sep 10	SOUTH CAROLINA	45	290	0	74	20	195	3	31	20-30-1	195	3	31	1	14	0	14	4	37	0	16		485	
Sep 17	at LSU	32	56	1	15	17	214	1	32	17-32-0	214	1	32	3	40	0	14	1	1	0	1		270	
Sep 24	at Massachusetts	46	293	2	27	26	305	3	46	26-39-0	305	3	46	6	138	0	48	4	24	0	14		598	
Oct 08	AUBURN	33	103	0	20	18	186	2	37	18-35-1	186	2	37	0	0	0	0	2	-3	0	0		289	
Oct 14	at BYU	49	163	2	22	18	223	1	44	18-37-2	223	1	44	1	14	0	14	0	0	0	0		386	
Mississippi State		239	1144	6	74	119	1266	11	46	119-204-4	1266	11	46	14	260	0	48	12	40	0	16		2410	
		230	817	8	83	117	1351	13	42	117-192-6	1351	13	42	19	380	0	29	5	21	0	15		2168	

Games: 6 • Avg/rush: 4.8 • Avg/catch: 10.6 • Pass effc: 124.34 • KR avg: 18.6 • PR avg: 3.3 • All purpose avg/game: 464.3 • Total offense avg/gm: 401.7

Date	Opponent	Tackles				Sacks no-yds	Fumble		Pass Defense			blkd kick	PAT Attempts			off		
		ua	a	total	tfl-yds		ff	fr-yds	int-yds	qbh	brup		kick	rush	rcv	saf	t/o	pts
Sep 03	SOUTH ALABAMA	49	23	72	11.0-41	3.0-22	0	0-0	0-0	1	3	0	2-2	0	0	0	0	20
Sep 10	SOUTH CAROLINA	50	25	75	11.0-46	4.0-33	1	1-0	1-0	6	3	0	3-3	0	0	0	0	27
Sep 17	at LSU	27	60	87	5.0-12	0.0-0	2	1-0	0-0	0	1	1	2-2	0	0	0	0	20
Sep 24	at Massachusetts	30	46	76	6.0-22	2.0-15	0	0-0	3-33	0	5	0	5-5	0	0	0	7	47
Oct 08	AUBURN	31	70	101	3.0-13	2.0-10	2	1-0	1-16	0	1	0	2-2	0	0	0	0	14
Oct 14	at BYU	48	24	72	7.0-24	1.0-3	2	1-0	1-27	0	3	0	3-3	0	0	0	0	21
Mississippi State		235	248	483	43.0-158	12.5-83	7	4-0	6-76	7	16	1	17-17	0	0	0	7	149
		263	232	495	39.0-138	12.5-76	6	4-33	4-26	10	30	1	21-22	0	0	0	14	159

		Punting									Field Goals			Kickoffs				
Date	Opponent	no.	yds	avg	long	blkd	tb	fc	50+	i20	md-att	long	blkd	no.	yds	avg	tb	ob
Sep 03	SOUTH ALABAMA	4	161	40.2	57	1	0	1	1	3	2-4	48	0	5	325	65.0	5	0
Sep 10	SOUTH CAROLINA	4	198	49.5	68	0	1	2	1	3	2-2	28	0	5	322	64.4	2	0
Sep 17	at LSU	7	271	38.7	55	0	0	2	1	5	2-2	41	0	4	253	63.2	0	0
Sep 24	at Massachusetts	5	170	34.0	51	0	0	2	1	4	2-2	30	0	9	537	59.7	0	0
Oct 08	AUBURN	5	204	40.8	59	0	0	2	1	1	0-1	0	0	3	186	62.0	1	0
Oct 14	at BYU	5	184	36.8	51	0	0	1	1	1	0-1	0	0	3	191	63.7	2	0
Mississippi State		30	1188	39.6	68	1	1	10	6	17	8-12	48	0	29	1814	62.6	10	0
		32	1430	44.7	66	0	0	13	7	10	2-6	27	0	27	1602	59.3	11	2

Mississippi State Football
Mississippi State Opponent Game-by-Game (as of Oct 15, 2016)
All games

OPPONENT STATISTICS

Date	Opponent	Rushing				Receiving				Passing				Kick Returns				Punt Returns				tot off
		no.	yds	td	lg	no.	yds	td	lg	cmp-att-int	yds	td	lg	no.	yds	td	lg	no.	yds	td	lg	
Sep 03	SOUTH ALABAMA	29	94	1	37	24	285	2	37	24-34-0	285	2	37	0	0	0	0	0	0	0	0	379
Sep 10	SOUTH CAROLINA	31	34	0	11	20	209	2	24	20-39-1	209	2	24	3	62	0	26	0	0	0	0	243
Sep 17	at LSU	39	177	2	25	19	215	1	37	19-32-0	215	1	37	4	87	0	29	2	9	0	6	392
Sep 24	at Massachusetts	28	138	1	83	24	273	4	31	24-41-3	273	4	31	9	182	0	28	1	1	0	1	411
Oct 08	AUBURN	56	228	3	29	14	204	1	42	14-18-1	204	1	42	2	37	0	19	1	-4	0	0	432
Oct 14	at BYU	47	146	1	12	16	165	3	25	16-28-1	165	3	25	1	12	0	12	1	15	0	15	311
Opponents		230	817	8	83	117	1351	13	42	117-192-6	1351	13	42	19	380	0	29	5	21	0	15	2168
		239	1144	6	74	119	1266	11	46	119-204-4	1266	11	46	14	260	0	48	12	40	0	16	2410

Games: 6 • Avg/rush: 3.6 • Avg/catch: 11.5 • Pass effc: 136.14 • KR avg: 20.0 • PR avg: 4.2 • All purpose avg/game: 432.5 • Total offense avg/gm: 361.3

Date	Opponent	Tackles				Sacks no-yds	Fumble		Pass Defense			blkd kick	PAT Attempts			off		
		ua	a	total	tfl-yds		ff	fr-yds	int-yds	qbh	brup		kick	rush	rcv	saf	t/o	pts
Sep 03	SOUTH ALABAMA	54	23	77	4.0-14	1.0-8	1	0-0	0-0	3	3	1	3-3	0	0	0	0	21
Sep 10	SOUTH CAROLINA	66	31	97	7.0-13	0.0-0	1	0-0	1-16	2	3	0	2-2	0	0	0	0	14
Sep 17	at LSU	26	46	72	8.0-38	6.0-30	1	1-0	0-0	1	6	0	2-3	0	0	0	0	23
Sep 24	at Massachusetts	38	64	102	5.0-21	1.0-8	1	1-20	0-0	0	4	0	5-5	0	0	0	0	35
Oct 08	AUBURN	27	42	69	6.0-26	3.0-21	2	2-13	1-0	3	8	0	5-5	0	0	0	14	38
Oct 14	at BYU	52	26	78	9.0-26	2.0-9	0	0-0	2-10	1	6	0	4-4	0	0	0	0	28
Opponents		263	232	495	39.0-138	12.5-76	6	4-33	4-26	10	30	1	21-22	0	0	0	14	159
		235	248	483	43.0-158	12.5-83	7	4-0	6-76	7	16	1	17-17	0	0	0	7	149

		Punting									Field Goals			Kickoffs				
Date	Opponent	no.	yds	avg	long	blkd	tb	fc	50+	i20	md-att	long	blkd	no.	yds	avg	tb	ob
Sep 03	SOUTH ALABAMA	5	194	38.8	46	0	0	3	0	0	0-2	0	0	4	225	56.2	0	1
Sep 10	SOUTH CAROLINA	7	344	49.1	66	0	0	2	2	2	0-1	0	0	2	117	58.5	1	0
Sep 17	at LSU	5	246	49.2	65	0	0	3	2	1	1-1	27	0	5	306	61.2	1	1
Sep 24	at Massachusetts	5	213	42.6	54	0	0	0	1	1	0-0	0	0	6	321	53.5	0	0
Oct 08	AUBURN	4	147	36.8	41	0	0	2	0	2	1-1	25	0	7	440	62.9	7	0
Oct 14	at BYU	6	286	47.7	62	0	0	3	2	4	0-1	0	0	3	193	64.3	2	0
Opponents		32	1430	44.7	66	0	0	13	7	10	2-6	27	0	27	1602	59.3	11	2
		30	1188	39.6	68	1	1	10	6	17	8-12	48	0	29	1814	62.6	10	0

Mississippi State Football
Mississippi State Game Superlatives (as of Oct 15, 2016)
All games

INDIVIDUAL GAME HIGHS

Rushes	21	Aeris Williams at BYU (Oct 14, 2016)
Yards Rushing	195	Nick Fitzgerald vs South Carolina (Sep 10, 2016)
TD Rushes	2	Nick Fitzgerald at BYU (Oct 14, 2016)
Long Rush	74	Nick Fitzgerald vs South Carolina (Sep 10, 2016)
Pass attempts	39	Nick Fitzgerald at Massachusetts (Sep 24, 2016)
Pass completions	26	Nick Fitzgerald at Massachusetts (Sep 24, 2016)
Yards Passing	305	Nick Fitzgerald at Massachusetts (Sep 24, 2016)
TD Passes	3	Nick Fitzgerald at Massachusetts (Sep 24, 2016)
Long Pass	46	Nick Fitzgerald at Massachusetts (Sep 24, 2016)
Receptions	8	Fred Ross at Massachusetts (Sep 24, 2016)
	8	Donald Gray at Massachusetts (Sep 24, 2016)
Yards Receiving	126	Fred Ross at Massachusetts (Sep 24, 2016)
TD Receptions	2	Fred Ross at Massachusetts (Sep 24, 2016)
Long Reception	46	Fred Ross at Massachusetts (Sep 24, 2016)
Field Goals	2	Westin Graves vs South Alabama (Sep 03, 2016)
	2	Westin Graves vs South Carolina (Sep 10, 2016)
	2	Westin Graves at LSU (Sep 17, 2016)
	2	Westin Graves at Massachusetts (Sep 24, 2016)
Long Field Goal	48	Westin Graves vs South Alabama (Sep 03, 2016)
Punts	7	Logan Cooke at LSU (Sep 17, 2016)
Punting Avg	49.5	Logan Cooke vs South Carolina (Sep 10, 2016)
Long Punt	68	Logan Cooke vs South Carolina (Sep 10, 2016)
Punts inside 20	5	Logan Cooke at LSU (Sep 17, 2016)
Long Punt Return	16	Fred Ross vs South Carolina (Sep 10, 2016)
Long Kickoff Return	48	Brandon Holloway at Massachusetts (Sep 24, 2016)
Tackles	14	Richie Brown vs Auburn (Oct 08, 2016)
Sacks	2.0	A.J. Jefferson vs South Alabama (Sep 03, 2016)
Tackles For Loss	4.0	A.J. Jefferson vs South Alabama (Sep 03, 2016)
Interceptions	1	Jamal Peters vs South Carolina (Sep 10, 2016)
	1	Kivon Coman at Massachusetts (Sep 24, 2016)
	1	Jamoral Graham at Massachusetts (Sep 24, 2016)
	1	Johnathan Calvin at Massachusetts (Sep 24, 2016)
	1	Kivon Coman vs Auburn (Oct 08, 2016)
	1	Mark McLaurin at BYU (Oct 14, 2016)

Mississippi State Football
Mississippi State Game Superlatives (as of Oct 15, 2016)
All games

TEAM GAME HIGHS

Rushes	49	at BYU (Oct 14, 2016)
Yards Rushing	293	at Massachusetts (Sep 24, 2016)
Yards Per Rush	7.0	vs South Alabama (Sep 03, 2016)
TD Rushes	2	at Massachusetts (Sep 24, 2016)
	2	at BYU (Oct 14, 2016)
Pass attempts	39	at Massachusetts (Sep 24, 2016)
Pass completions	26	at Massachusetts (Sep 24, 2016)
Yards Passing	305	at Massachusetts (Sep 24, 2016)
Yards Per Pass	7.8	at Massachusetts (Sep 24, 2016)
TD Passes	3	vs South Carolina (Sep 10, 2016)
	3	at Massachusetts (Sep 24, 2016)
Total Plays	86	at BYU (Oct 14, 2016)
Total Offense	598	at Massachusetts (Sep 24, 2016)
Yards Per Play	7.0	at Massachusetts (Sep 24, 2016)
Points	47	at Massachusetts (Sep 24, 2016)
Sacks By	4	vs South Carolina (Sep 10, 2016)
First Downs	31	at Massachusetts (Sep 24, 2016)
Penalties	9	at Massachusetts (Sep 24, 2016)
Penalty Yards	90	at Massachusetts (Sep 24, 2016)
Turnovers	3	vs Auburn (Oct 08, 2016)
Interceptions By	3	at Massachusetts (Sep 24, 2016)
Punts	7	at LSU (Sep 17, 2016)
Punting Avg	49.5	vs South Carolina (Sep 10, 2016)
Long Punt	68	vs South Carolina (Sep 10, 2016)
Punts inside 20	5	at LSU (Sep 17, 2016)
Long Punt Return	16	vs South Carolina (Sep 10, 2016)

Mississippi State Football
Mississippi State Game Superlatives (as of Oct 15, 2016)
All games

OPPONENT INDIVIDUAL GAME HIGHS

Rushes	39	Kamryn Pettway, vs Auburn (Oct 08, 2016)
Yards Rushing	169	Kamryn Pettway, vs Auburn (Oct 08, 2016)
TD Rushes	3	Kamryn Pettway, vs Auburn (Oct 08, 2016)
Long Rush	83	Young, M., at Massachusetts (Sep 24, 2016)
Pass attempts	40	Ford, A., at Massachusetts (Sep 24, 2016)
Pass completions	24	Davis, Dallas, vs South Alabama (Sep 03, 2016)
	24	Ford, A., at Massachusetts (Sep 24, 2016)
Yards Passing	285	Davis, Dallas, vs South Alabama (Sep 03, 2016)
TD Passes	4	Ford, A., at Massachusetts (Sep 24, 2016)
Long Pass	42	Sean White, vs Auburn (Oct 08, 2016)
Receptions	8	Everett, Gerald, vs South Alabama (Sep 03, 2016)
	8	Hayden Hurst, vs South Carolina (Sep 10, 2016)
Yards Receiving	113	Magee, Josh, vs South Alabama (Sep 03, 2016)
TD Receptions	2	Williams, J., at Massachusetts (Sep 24, 2016)
Long Reception	42	Kam Martin, vs Auburn (Oct 08, 2016)
Field Goals	1	C. Delahoussaye, at LSU (Sep 17, 2016)
	1	Daniel Carlson, vs Auburn (Oct 08, 2016)
Long Field Goal	27	C. Delahoussaye, at LSU (Sep 17, 2016)
Punts	7	Sean Kelly, vs South Carolina (Sep 10, 2016)
Punting Avg	49.2	Josh Growden, at LSU (Sep 17, 2016)
Long Punt	66	Sean Kelly, vs South Carolina (Sep 10, 2016)
Punts inside 20	4	LINEHAN, Jonny, at BYU (Oct 14, 2016)
Long Punt Return	15	JUERGENS, Mitch, at BYU (Oct 14, 2016)
Long Kickoff Return	29	Derrius Guice, at LSU (Sep 17, 2016)
Tackles	16	BERNARD, Franci, at BYU (Oct 14, 2016)
Sacks	2.0	Arden Key, at LSU (Sep 17, 2016)
	2.0	Carl Lawson, vs Auburn (Oct 08, 2016)
Tackles For Loss	2.5	Arden Key, at LSU (Sep 17, 2016)
	2.5	TAUTU, Sae, at BYU (Oct 14, 2016)
Interceptions	1	T.J. Holloman, vs South Carolina (Sep 10, 2016)
	1	Stephen Roberts, vs Auburn (Oct 08, 2016)
	1	HANNEMANN, Mica, at BYU (Oct 14, 2016)
	1	NACUA, Kai, at BYU (Oct 14, 2016)

Mississippi State Football
Mississippi State Game Superlatives (as of Oct 15, 2016)
All games

OPPONENT TEAM GAME HIGHS

Rushes	56	vs Auburn (Oct 08, 2016)
Yards Rushing	228	vs Auburn (Oct 08, 2016)
Yards Per Rush	4.9	at Massachusetts (Sep 24, 2016)
TD Rushes	3	vs Auburn (Oct 08, 2016)
Pass attempts	41	at Massachusetts (Sep 24, 2016)
Pass completions	24	vs South Alabama (Sep 03, 2016)
	24	at Massachusetts (Sep 24, 2016)
Yards Passing	285	vs South Alabama (Sep 03, 2016)
Yards Per Pass	11.3	vs Auburn (Oct 08, 2016)
TD Passes	4	at Massachusetts (Sep 24, 2016)
Total Plays	75	at BYU (Oct 14, 2016)
Total Offense	432	vs Auburn (Oct 08, 2016)
Yards Per Play	6.0	vs South Alabama (Sep 03, 2016)
Points	38	vs Auburn (Oct 08, 2016)
Sacks By	6	at LSU (Sep 17, 2016)
First Downs	22	at LSU (Sep 17, 2016)
	22	at Massachusetts (Sep 24, 2016)
	22	vs Auburn (Oct 08, 2016)
Penalties	9	at BYU (Oct 14, 2016)
Penalty Yards	84	at BYU (Oct 14, 2016)
Turnovers	3	at Massachusetts (Sep 24, 2016)
Interceptions By	2	at BYU (Oct 14, 2016)
Punts	7	vs South Carolina (Sep 10, 2016)
Punting Avg	49.2	at LSU (Sep 17, 2016)
Long Punt	66	vs South Carolina (Sep 10, 2016)
Punts inside 20	4	at BYU (Oct 14, 2016)
Long Punt Return	15	at BYU (Oct 14, 2016)

			Times	Times	Total		Rush	Pass	FGs	Failed to score inside RZ						
Date	Opponent	Score	In RZ	Scored	Pts	TDs	TDs	TDs	Made	FGA	Down	Int	Fumb	Half	Game	
Sep 03, 2016	SOUTH ALABAMA	L 20-21	5	3	21	3	1	2	0	2	0	0	0	0	0	
Sep 10, 2016	SOUTH CAROLINA	W 27-14	2	2	14	2	0	2	0	0	0	0	0	0	0	
Sep 17, 2016	at LSU	L 20-23	3	2	10	1	1	0	1	0	0	0	0	1	0	
Sep 24, 2016	at Massachusetts	W 47-35	4	3	21	3	0	3	0	0	1	0	0	0	0	
Oct 08, 2016	AUBURN	L 14-38	5	5	31	4	3	1	1	0	0	0	0	0	0	
Oct 14, 2016	at BYU	L 21-28	3	3	21	3	1	2	0	0	0	0	0	0	0	
Totals			22	18	118	16	6	10	2	2	1	0	0	1	0	
18 of 22 (81.8%)																

Mississippi State Football
Mississippi State By-Quarter Statistics (as of Oct 15, 2016)
All games

3rd-Down Conversions

Date	Opponent	Score	Overall	1st Qtr	2nd Qtr	3rd Qtr	4th Qtr	Overtime
Sep 03, 2016	SOUTH ALABAMA	L 20-21	2-9 22.2	0-2 0.0	1-2 50.0	0-2 0.0	1-3 33.3	
Sep 10, 2016	SOUTH CAROLINA	W 27-14	6-14 42.9	1-2 50.0	3-4 75.0	0-3 0.0	2-5 40.0	
Sep 17, 2016	at LSU	L 20-23	1-14 7.1	0-3 0.0	1-3 33.3	0-5 0.0	0-3 0.0	
Sep 24, 2016	at Massachusetts	W 47-35	6-15 40.0	1-6 16.7	3-5 60.0	1-2 50.0	1-2 50.0	
Oct 08, 2016	AUBURN	L 14-38	6-16 37.5	0-2 0.0	2-6 33.3	4-6 66.7	0-2 0.0	
Oct 14, 2016	at BYU	L 21-28	8-19 42.1	1-3 33.3	4-7 57.1	0-2 0.0	2-5 40.0	1-2 50.0
	Mississippi State		29-87 33.3	3-18 16.7	14-27 51.9	5-20 25.0	6-20 30.0	1-2 50.0
	Opponents		37-89 41.6	13-26 50.0	8-20 40.0	6-20 30.0	9-22 40.9	1-1 100.0

4th-Down Conversions

Date	Opponent	Score	Overall	1st Qtr	2nd Qtr	3rd Qtr	4th Qtr	Overtime
Sep 03, 2016	SOUTH ALABAMA	L 20-21	0-0 0.0	0-0 0.0	0-0 0.0	0-0 0.0	0-0 0.0	
Sep 10, 2016	SOUTH CAROLINA	W 27-14	0-2 0.0	0-1 0.0	0-0 0.0	0-1 0.0	0-0 0.0	
Sep 17, 2016	at LSU	L 20-23	3-4 75.0	0-0 0.0	0-0 0.0	2-2 100.0	1-2 50.0	
Sep 24, 2016	at Massachusetts	W 47-35	2-2 100.0	1-1 100.0	1-1 100.0	0-0 0.0	0-0 0.0	
Oct 08, 2016	AUBURN	L 14-38	2-3 66.7	0-0 0.0	0-0 0.0	0-0 0.0	2-3 66.7	
Oct 14, 2016	at BYU	L 21-28	1-3 33.3	0-0 0.0	1-1 100.0	0-0 0.0	0-1 0.0	0-1 0.0
	Mississippi State		8-14 57.1	1-2 50.0	2-2 100.0	2-3 66.7	3-6 50.0	0-1 0.0
	Opponents		9-11 81.8	1-1 100.0	1-2 50.0	2-2 100.0	5-6 83.3	0-0 0.0

Time of Possession

Date	Opponent	Score	Overall	1st Qtr	2nd Qtr	3rd Qtr	4th Qtr	Overtime
Sep 03, 2016	SOUTH ALABAMA	L 20-21	23:19	4:51	5:52	5:59	6:37	
Sep 10, 2016	SOUTH CAROLINA	W 27-14	29:55	4:54	9:11	5:15	10:35	
Sep 17, 2016	at LSU	L 20-23	27:16	5:47	5:43	10:37	5:09	
Sep 24, 2016	at Massachusetts	W 47-35	32:23	11:02	7:52	6:40	6:49	
Oct 08, 2016	AUBURN	L 14-38	26:38	5:03	6:27	10:07	5:01	
Oct 14, 2016	at BYU	L 21-28	29:02	5:34	8:08	5:04	10:16	0:00
	Mississippi State	Total	168:33	37:11	43:13	43:42	44:27	0:00
		Avg.	28:05	6:11	7:12	7:17	7:24	0:00
	Opponents	Total	191:27	52:49	46:47	46:18	45:33	0:00
		Avg.	31:54	8:48	7:47	7:43	7:35	0:00



NELSON ADAMS

DEFENSIVE LINE

6-3 • 305 • Sr.-3L

Brandon, Miss.
(Brandon)

94

2016 HIGHLIGHTS

- Picked up four total tackles and a quarterback hurry against South Carolina (9/10).
- Picked up his first sack of the season at UMass (9/24). He also added another two tackles.

CAREER STATS

YEAR	G/GS	TT	UT	AT	TFL-YDS	SCK-YDS	FF/FR	PBU	INT-YD
2013	13/0	11	3	8	1.5-1	0.0-0	0/0	0	0-0
2014	13/0	19	6	13	2.0-9	1.5-9	0/0	1	0-0
2015	13/3	25	6	19	1.0-3	0.0-0	0/1	1	0-0
2016	6/6	11	8	3	2.0-7	2.0-7	0/0	2	0-0
TOTALS	45/9	66	23	43	7.5-20	3.5-16	0/1	4	0-0

2016 GAME-BY-GAME

OPPONENT	TT	UT	AT	TFL-YDS	SCK-YDS	FF/FR	PBU	INT-YD
South Alabama*	3	3	0	0.0-0	0.0-0	0/0	1	0-0
South Carolina*	4	2	2	0.0-0	0.0-0	0/0	0	0-0
at LSU*	0	0	0	0.0-0	0.0-0	0/0	0	0-0
at UMass*	2	2	0	1.0-6	1.0-6	0/0	0	0-0
Auburn*	2	1	1	1.0-1	1.0-1	0/0	0	0-0
at BYU*	0	0	0	0.0-0	0.0-0	0/0	1	0-0
TOTALS	11	8	3	2.0-7	2.0-7	0/0	2	0-0



RICHIE BROWN

LINEBACKER

6-2 • 240 • Sr.-3L

Long Beach, Miss.
(Long Beach)

39

CAMPBELL TROPHY SEMIFINALIST

NAGURSKI TROPHY WATCH LIST

BUTKUS AWARD WATCH LIST

SENIOR BOWL WATCH LIST

2016 HIGHLIGHTS

- Recorded 10 total tackles with two behind the line of scrimmage for a loss of 16 yards against South Carolina (9/10).
- Posted a career-high 14 tackles against Auburn (10/18), the most by a Bulldog since Nov. 10, 2012.

CAREER STATS

YEAR	G/GS	TT	UT	AT	TFL-YDS	SCK-YDS	FF/FR	PBU	INT-YD
2013	13/0	38	16	22	3.0-15	2.0-13	0/0	0	1-5
2014	13/0	50	24	26	1.0-1	0.0-0	0/1	3	3-54
2015	13/13	109	51	58	13.0-61	6.5-45	0/0	2	1-3
2016	6/6	51	29	22	2.5-18	1.0-14	1/0	1	0-0
TOTALS	45/19	248	120	128	19.5-95	10-72	1/1	6	5-62

2016 GAME-BY-GAME

OPPONENT	TT	UT	AT	TFL-YDS	SCK-YDS	FF/FR	PBU	INT-YD
South Alabama*	6	3	3	0.0-0	0.0	0/0	0	0-0
South Carolina*	10	6	4	2.0-16	1.0-14	0/0	0	0-0
at LSU*	6	3	3	0.5-2	0.0-0	0/0	0	0-0
at UMass*	6	2	4	0.0-0	0.0-0	0/0	0	0-0
Auburn*	14	7	7	0.0-0	0.0-0	1/0	0	0-0
at BYU*	9	8	1	0.0-0	0.0-0	0/0	1	0-0
TOTALS	51	29	22	2.5-16	1.0-14	1/0	1	0-0



BRANDON BRYANT

SAFETY

5-11 • 205 • So.-1L

Tunica, Miss.
(Rosa Fort)

1

2016 HIGHLIGHTS

- Recorded five tackles at LSU (9/17).
- Picked up a season-high nine tackles at UMass (9/24).
- Recorded another nine tackles against Auburn (10/8).

CAREER STATS

YEAR	G/GS	TT	UT	AT	TFL-YDS	SCK-YDS	FF/FR	PBU	INT-YD
2015	13/8	63	46	17	2.0-19	1.5-17	1/0	3	3-73
2016	6/6	29	17	12	0.0-0	0.0-0	0/0	1	0-0
TOTALS	19/14	91	63	29	2.0-19	1.5-17	1/0	4	3-73

2016 GAME-BY-GAME

OPPONENT	TT	UT	AT	TFL-YDS	SCK-YDS	FF/FR	PBU	INT-YD
South Alabama*	2	2	0	0.0-0	0.0-0	0/0	0	0-0
South Carolina*	2	2	0	0.0-0	0.0-0	0/0	1	0-0
at LSU*	5	2	3	0.0-0	0.0-0	0/0	0	0-0
at UMass*	9	5	4	0.0-0	0.0-0	0/0	0	0-0
Auburn*	9	5	4	0.0-0	0.0-0	0/0	0	0-0
at BYU*	2	1	1	0.0-0	0.0-0	0/0	0	0-0
TOTALS	29	17	12	0.0-0	0.0-0	0/0	1	0-0



JOHNATHAN CALVIN

DEFENSIVE LINE

6-3 • 272 • Sr.-1L

Jackson, Miss.
(Copiah-Lincoln CC)

16

2016 HIGHLIGHTS

- Recorded a nine-yard sack against South Carolina (9/10). Also had four total tackles and a fumble recovery.
- Picked up three tackles, including one for a loss, at LSU (9/17). He also blocked a point after attempt.
- Had a season-high nine tackles, including two behind the line of scrimmage, at UMass (9/24). He also snagged the first interception of his career.

CAREER STATS

YEAR	G/GS	TT	UT	AT	TFL-YDS	SCK-YDS	FF/FR	PBU	INT-YD
2015	13/1	27	12	15	5.5-14	1.5-5	0/0	0	0-0
2016	6/6	32	13	19	4.0-17	1.5-13	0/1	0	1--3
TOTALS	18/6	59	25	34	9.5-31	3.0-18	0/1	0	1--3

2016 GAME-BY-GAME

OPPONENT	TT	UT	AT	TFL-YDS	SCK-YDS	FF/FR	PBU	INT-YD
South Alabama*	3	1	2	0.0-0	0.0-0	0/0	0	0-0
South Carolina*	4	2	2	1.0-9	1.0-9	0/1	0	0-0
at LSU*	3	2	1	1.0-2	0.0-0	0/0	0	0-0
at UMass*	9	2	7	2.0-6	0.5-4	0/0	0	1--3
Auburn*	7	2	5	0.0-0	0.0-0	0/0	0	0-0
at BYU*	6	4	2	0.0-0	0.0-0	0/0	0	0-0
TOTALS	32	13	19	4.0-17	1.5-13	0/1	0	1--3



KIVON COMAN

SAFETY

6-3 • 205 • Sr.-3L

Sheffield, Ala.

(Hargrave Military Academy)

11

2016 HIGHLIGHTS

- Made six tackles against South Alabama (9/3), including a career-high two tackles for loss.
- Picked up a season-high seven tackles at LSU (9/17).
- Grabbed his first interception of the season at UMass (9/24).
- Snagged another interception against Auburn (10/8) and ran it back 16 yards.

CAREER STATS

YEAR	G/GS	TT	UT	AT	TFL-YDS	SCK-YDS	FF/FR	PBU	INT-YD
2013	13/0	15	13	2	1.0-1	0.0-0	0/0	0	0-0
2014	13/0	39	22	17	1.0-1	0.0-0	0/0	6	0-0
2015	13/13	76	39	37	4.0-17	0.5-3	0/0	7	1-0
2016	5/5	28	13	15	2.5-5	0.0-0	0/0	1	2-14
TOTALS	43/17	158	87	71	8.5-24	0.5-3	0/0	14	3-14

2016 GAME-BY-GAME

OPPONENT	TT	UT	AT	TFL-YDS	SCK-YDS	FF/FR	PBU	INT-YD
South Alabama*	6	5	1	2.0-4	0.0-0	0/0	1	0-0
South Carolina*	4	2	2	0.0-0	0.0-0	0/0	0	0-0
at LSU*	7	3	4	0.0-0	0.0-0	0/0	0	0-0
at UMass*	3	1	2	0.0-0	0.0-0	0/0	0	1--2
Auburn*	8	2	6	0.5-1	0.0-0	0/0	0	1-16
at BYU				--DNP--				
TOTALS	28	13	15	2.5-5	0.0-0	0/0	1	2-14



LOGAN COOKE

PUNTER / KICKER

6-5 • 224 • Jr.-2L

Darbun, Miss.

(Columbia Academy)

43

2016 HIGHLIGHTS

- Blasted a 57-yard punt against South Alabama (9/3) and placed all three punts inside the 20 yard line.
- Had the best game by a punter in the Dan Mullen era, booting four punts for a career-best 49.5 average, including a career-long 68-yarder in the third quarter.
- Punted seven times at LSU (9/17), pinning them inside the 20 yard line five times.

CAREER PUNTING STATS

YEAR	G	NO.	YARDS	LG	AVG	I20	50+
2014	9	10	414	51	41.4	2	1
2015	13	44	1856	65	42.2	16	12
2016	6	29	1160	68	40.0	17	6
TOTALS	28	83	3430	68	41.3	35	19

CAREER KICKOFF STATS

YEAR	G	NO.	YARDS	AVG	TB
2014	9	54	3334	61.7	15
2015	13	4	197	49.2	2
2016	3	13	838	64.5	9
TOTALS	25	68	4369	64.3	26



TORREY DALE

DEFENSIVE LINE

6-6 • 277 • Sr.-2L

Kenner, La.

(John Curtis)

49

2016 HIGHLIGHTS

- Had a career-high four tackles and his first forced fumble against Auburn (10/8).

CAREER STATS

YEAR	G/GS	TT	UT	AT	TFL-YDS	SCK-YDS	FF/FR	PBU	INT-YD
2015	13/0	9	6	3	0.5-1	0.0-0	0/0	1	0-0
2016	6/1	11	4	7	0.0-0	0.0-0	1/0	0	0-0
TOTALS	19/1	20	10	10	0.5-1	0.0-0	1/0	1	0-0

2016 GAME-BY-GAME

OPPONENT	TT	UT	AT	TFL-YDS	SCK-YDS	FF/FR	PBU	INT-YD
South Alabama*	2	2	0	0.0-0	0.0-0	0/0	0	0-0
South Carolina	1	0	1	0.0-0	0.0-0	0/0	0	0-0
at LSU	3	0	3	0.0-0	0.0-0	0/0	0	0-0
at UMass	1	0	1	0.0-0	0.0-0	0/0	0	0-0
Auburn	4	2	2	0.0-0	0.0-0	1/0	0	0-0
at BYU*	0	0	0	0.0-0	0.0-0	0/0	0	0-0
TOTALS	11	4	7	0.0-0	0.0-0	1/0	0	0-0



MALIK DEAR

WIDE RECEIVER

5-9 • 220 • So.-1L

Jackson, Miss.

(Murrah)

22

2016 HIGHLIGHTS

- Made his first-career start at LSU (9/17)
- Grabbed four receptions for 41 yards at UMass (9/24).

CAREER RECEIVING STATS

YEAR	G/S	NO.	YDS	AVG.	TD
2015	11/0	22	217	9.9	2
2016	5/2	10	109	10.9	0
TOTALS	16/2	32	326	10.2	2

2016 RECEIVING GAME-BY-GAME

YEAR	NO.	YDS	AVG.	TD
South Alabama		--DNP--		
South Carolina	0	0	0.0	0
at LSU*	0	0	0.0	0
at UMass	4	41	10.3	0
Auburn	3	32	10.7	0
at BYU*	3	36	12.0	0
TOTALS	10	109	10.9	0



LASHARD DURR

CORNER BACK
5-11 • 197 • Jr.-JC
Gulfport, Miss.
(Copolah-Lincoln CC)

25

2016 HIGHLIGHTS

- Tallied three total tackles, including two unassisted against South Alabama (9/3) in first-career start.
- Had the first tackle for loss of his career at LSU (9/17). He tied a season-high with three tackles.

CAREER STATS

YEAR	G/GS	TT	UT	AT	TFL-YDS	SCK-YDS	FF/FR	PBU	INT-YD
2016	6/5	10	6	4	0.5-1	0.0-0	0/0	0	0-0
TOTALS	6/5	10	6	4	0.5-1	0.0-0	0/0	0	0-0

2016 GAME-BY-GAME

OPPONENT	TT	UT	AT	TFL-YDS	SCK-YDS	FF/FR	PBU	INT-YD
South Alabama*	3	2	1	0.0-0	0.0-0	0/0	0	0-0
South Carolina*	0	0	0	0.0-0	0.0-0	0/0	0	0-0
at LSU*	3	2	1	0.5-1	0.0-0	0/0	0	0-0
at UMass*	3	2	1	0.0-0	0.0-0	0/0	0	0-0
Auburn	1	0	1	0.0-0	0.0-0	0/0	0	0-0
at BYU*	0	0	0	0.0-0	0.0-0	0/0	0	0-0
TOTALS	10	6	4	0.5-1	0.0-0	0/0	0	0-0



NICK FITZGERALD

QUARTERBACK
6-5 • 230 • So.-1L
Richmond Hill, Ga.
(Richmond Hill)

7

2016 HIGHLIGHTS

- Set an MSU quarterback-record with 195 yards on the ground against South Carolina (9/10). Also added 178 yards through the air with two touchdowns.
- Became the second quarterback in MSU history to pass for 300 yards and rush for 100 at UMass (9/24). His 415 yards of total offense was sixth in MSU single-game annals
- Scored two rushing touchdowns at BYU (10/14), including one in overtime.

CAREER PASSING STATS

YEAR	G/GS	CMP	ATT	TD	PCT	YDS	INT
2015	8/0	11	14	3	.786	235	0
2016	6/6	91	165	8	.552	998	4
TOTALS	14/6	102	179	11	.570	1233	4

CAREER RUSHING STATS

YEAR	G/GS	NO.	YDS	AVG.	TD
2015	8/0	23	127	5.5	3
2016	6/6	80	431	5.4	2
TOTALS	14/6	103	558	5.4	5

2016 GAME-BY-GAME

OPPONENT	CMP	ATT	INT	PCT	YDS	TD	RSH	YDS	TD
South Alabama*	0	3	0	.000	0	0	2	11	0
South Carolina*	19	29	1	.655	178	2	17	195	0
at LSU*	12	24	0	.500	120	0	13	13	0
at UMass*	26	39	0	.805	305	3	15	110	0
Auburn*	17	34	1	.500	181	2	17	61	0
at BYU*	17	36	2	.472	214	1	16	41	2
TOTALS	91	165	4	.552	998	8	80	558	2



JAMORAL GRAHAM

CORNERBACK
5-10 • 183 • Jr.-2L
Decatur, Miss.
(Newton County)

9

2016 HIGHLIGHTS

- Recorded six solo tackles against South Alabama (9/3) in first-career start.
- Picked up his first tackle for loss of the season at LSU (9/17). Also had a pass break up and four tackles.
- Grabbed the first interception of his career at UMass (9/24) and took it 38 yards to the house for a touchdown.

CAREER STATS

YEAR	G/GS	TT	UT	AT	TFL-YDS	SCK-YDS	FF/FR	PBU	INT-YD
2014	9/0	0	0	0	0.0-0	0.0-0	0/0	0	0-0
2015	12/0	21	18	3	1.0-1	0.0-0	0/0	0	0-0
2016	6/5	18	15	3	0.5-2	0.0-0	0/0	4	1-38
TOTALS	27/6	39	33	6	1.5-3	0.0-0	0/0	4	1-38

2016 GAME-BY-GAME

OPPONENT	TT	UT	AT	TFL-YDS	SCK-YDS	FF/FR	PBU	INT-YD
South Alabama*	6	6	0	0.0-0	0.0-0	0/0	1	0-0
South Carolina*	4	4	0	0.0-0	0.0-0	0/0	0	0-0
at LSU*	4	3	1	0.5-2	0.0-0	0/0	1	0-0
at UMass*	3	2	1	0.0-0	0.0-0	0/0	2	1-38
Auburn*	1	0	1	0.0-0	0.0-0	0/0	0	0-0
at BYU	0	0	0	0.0-0	0.0-0	0/0	0	0-0
TOTALS	18	15	3	0.5-2	0.0-0	0/0	4	1-38



WESTIN GRAVES

KICKER
6-0 • 163 • Jr.-1L
Flowood, Miss.
(Jackson Prep)

25

2016 HIGHLIGHTS

- Nailed a career-long 48-yard field goal against South Alabama (9/3).
- Tied a career-high with two made field goals at LSU (9/17).

CAREER STATS

YEAR	G	PAT/ATT	PCT.	FG/ATT	PCT.	PTS
2014	4	4/5	.800	0/1	.000	4
2015	13	52/54	.963	15/18	.833	97
2016	6	17/17	1.000	8/12	.666	41
TOTALS	23	73/76	.958	23/31	.742	142

FIELD GOAL BREAKDOWN

YEAR	1-19	20-29	30-39	40-49	50+	LG	BLK
2014	0-0	0-0	0-0	0-1	0-0	N/A	0
2015	0-0	5-6	7-7	3-4	0-1	44	0
2016	0-0	3-5	3-3	2-4	0-0	48	0
TOTALS	0-0	8-11	10-10	5-9	0-1	48	0



DONALD GRAY

WIDE RECEIVER
5-10 • 193 • Jr.-1L
Memphis, Tenn.
(Cophiah-Lincoln CC)

6

2016 HIGHLIGHTS

- Picked up five receptions for 71 yards, including a 17-yard touchdown catch against South Carolina (9/10).
- Had a season-high 86 yards receiving on three catches at LSU (9/17).
- Grabbed a career-high eight catches for 79 yards at UMass (9/24).

CAREER RECEIVING STATS

YEAR	G/S	NO.	YDS	AVG.	TD
2015	13/0	21	386	18.4	2
2016	6/6	20	275	13.8	1
TOTALS	19/6	41	661	16.1	3

2016 RECEIVING GAME-BY-GAME

YEAR	NO.	YDS	AVG.	TD
South Alabama*	2	22	11	0
South Carolina*	5	71	14.2	1
at LSU*	3	86	29.7	0
at UMass*	8	79	9.9	0
Auburn*	0	0	0.0	0
at BYU*	2	17	8.5	0
TOTALS	20	275	13.8	1



J.T. GRAY

LINEBACKER
6-0 • 197 • Jr.-2L
Clarksdale, Miss.
(Clarksdale)

12

2016 HIGHLIGHTS

- Made his first-career start against South Alabama (9/3), recording eight tackles, including a sack for a loss of four yards.
- Recorded eight total tackles against South Carolina (9/10).
- Posted a career-high 1.5 tackles for loss at LSU (9/17) to lead MSU. Also tied a career-high with eight tackles.

CAREER STATS

YEAR	G/GS	TT	UT	AT	TFL-YDS	SCK-YDS	FF/FR	PBU	INT-YD
2014	6/0	9	4	5	0.0-0	0.0-0	0/0	0	0-0
2015	13/0	65	27	38	3.5-14	1.5-9	0/0	0	0-0
2016	6/5	38	16	22	3.5-6	1.0-4	0/0	0	0-0
TOTALS	25/5	108	47	62	7.0-20	2.5-13	0/0	0	0-0

2016 GAME-BY-GAME

OPPONENT	TT	UT	AT	TFL-YDS	SCK-YDS	FF/FR	PBU	INT-YD
South Alabama*	8	5	3	1.0-4	1.0-4	0/0	0	0-0
South Carolina*	8	3	5	0.0-0	0.0-0	0/0	0	0-0
at LSU*	8	3	5	1.5-1	0.0-0	0/0	0	0-0
at UMass	1	1	0	0.0-0	0.0-0	0/0	0	0-0
Auburn*	8	1	7	0.0-0	0.0-0	0/0	0	0-0
at BYU*	5	3	2	1.0-1	0.0-0	0/0	0	0-0
TOTALS	33	13	20	3.5-6	1.0-4	0/0	0	0-0



FARROD GREEN

TIGHT END
6-3 • 232 • Fr.-RS
Wesson, Miss.
(Wesson Attendance Center)

82

2016 HIGHLIGHTS

- Grabbed his first-career touchdown at UMass (9/24). He recorded three catches for 38 yards.
- Made the first start of his career against Auburn (10/8).

CAREER RECEIVING STATS

YEAR	G/S	NO.	YDS	AVG.	TD
2016	6/2	5	43	8.6	1
TOTALS	6/2	5	43	8.6	1

2016 RECEIVING GAME-BY-GAME

YEAR	NO.	YDS	AVG.	TD
South Alabama	0	0	0.0	0
South Carolina	0	0	0.0	0
at LSU	0	0	0.0	0
at UMass	3	38	12.7	1
Auburn*	1	5	5.0	0
at BYU*	0	0	0.0	0
TOTALS	4	43	8.6	1



GERRI GREEN

LINEBACKER
6-4 • 243 • So.-1L
Greenville, Miss.
(Greenville Weston)

4

2016 HIGHLIGHTS

- Saw action against South Alabama (9/3), recording one tackle.
- Recorded four tackles and a pass breakup against South Carolina (9/10).
- Recovered a fumble and posted a season-high five tackles at LSU (9/17).

CAREER STATS

YEAR	G/GS	TT	UT	AT	TFL-YDS	SCK-YDS	FF/FR	PBU	INT-YD
2015	13/1	49	20	29	2.5-9	0.0-0	0/0	1	2-0
2016	6/0	18	6	12	0.5-2	0.0-0	0/1	1	0-0
TOTALS	19/1	67	26	41	3.0-11	0.0-0	0/1	2	2-0

2016 GAME-BY-GAME

OPPONENT	TT	UT	AT	TFL-YDS	SCK-YDS	FF/FR	PBU	INT-YD
South Alabama	1	0	1	0.0-0	0.0-0	0/0	0	0-0
South Carolina	4	2	2	0.0-0	0.0-0	0/0	1	0-0
at LSU	5	1	4	0.5-2	0.0-0	0/1	0	0-0
at UMass	4	2	2	0.0-0	0.0-0	0/0	0	0-0
Auburn	2	1	1	0.0-0	0.0-0	0/0	0	0-0
at BYU	2	0	2	0.0-0	0.0-0	0/0	0	0-0
TOTALS	18	6	12	0.5-2	0.0-0	0/1	1	0-0



DEZ HARRIS

LINEBACKER

6-4 • 236 • Jr.-2L

Bessemer, Ala.

(McAdory)

46

2016 HIGHLIGHTS

- Recorded a solo tackle against South Alabama (9/3).
- Made one unassisted tackle against South Carolina (9/10).
- Forced Leonard Fournette to fumble twice in the second half at LSU (9/17). Also had a career-high five tackles.

CAREER STATS

YEAR	G/GS	TT	UT	AT	TFL-YDS	SCK-YDS	FF/FR	PBU	INT-YD
2014	6/0	10	6	4	0.0-0	0.0-0	0/0	0	0-0
2015	7/0	9	3	6	0.0-0	0.0-0	0/0	0	0-0
2016	6/0	16	11	5	1.0-7	0.0-0	2/0	0	0-0
TOTALS	19/0	35	20	15	1.0-7	0.0-0	2/0	0	0-0

2016 GAME-BY-GAME

OPPONENT	TT	UT	AT	TFL-YDS	SCK-YDS	FF/FR	PBU	INT-YD
South Alabama	1	1	0	0.0-0	0.0-0	0/0	0	0-0
South Carolina	1	1	0	0.0-0	0.0-0	0/0	0	0-0
at LSU	5	4	1	0.0-0	0.0-0	2/0	0	0-0
at UMass	2	0	2	0.0-0	0.0-0	0/0	0	0-0
Auburn	3	1	2	0.0-0	0.0-0	0/0	0	0-0
at BYU	4	4	0	1.0-7	0.0-0	0/0	0	0-0
TOTALS	16	11	5	1.0-7	0.0-0	2/0	0	0-0



BRANDON HOLLOWAY

RUNNING BACK

5-8 • 165 • Sr.-3L

Tampa, Fla.

(Alonso)

10

PAUL HORNING AWARD WATCH LIST

WUERFFEL TROPHY WATCH LIST

ALLSTATE AFCA GOOD WORKS TEAM NOMINEE

2016 HIGHLIGHTS

- Scored his second-career rushing touchdown against South Alabama (9/3), picking up 48 yards on the ground on 11 carries. He also gained 40 yards on five receptions.
- Rushed for 48 yards against South Carolina (9/10). He also added another 17 yards receiving.
- Rushed for a career-high 80 yards at UMass (9/24), averaging eight yards per carry.

CAREER RUSHING STATS

YEAR	G/GS	NO.	YDS	AVG.	TD
2013	11/0	8	38	4.8	0
2014	13/0	45	294	6.5	1
2015	13/8	92	413	4.5	0
2016	5/4	45	208	4.6	1
TOTALS	42/12	190	953	5.0	2

CAREER RECEIVING STATS

YEAR	G/GS	NO.	YDS	AVG.	TD
2013	11/0	7	77	11.0	0
2014	13/0	4	10	2.5	0
2015	13/8	33	396	12.0	5
2016	5/4	15	92	6.1	0
TOTALS	42/12	59	575	9.7	5

CAREER KICK RETURN STATS

YEAR	G/GS	NO.	YDS	AVG.	TD
2013	11/0	3	113	37.7	0
2014	13/0	8	159	19.9	0
2015	13/8	24	567	23.6	1
2016	5/4	8	165	20.6	0
TOTALS	42/12	43	1017	23.7	1

2016 RUSHING GAME-BY-GAME

OPPONENT	NO.	YDS	AVG.	TD
South Alabama*	11	48	4.4	1
South Carolina*	15	48	3.2	0
at LSU*	5	15	3.0	0
at UMass*	10	80	8.0	0
Auburn	4	17	4.3	0
at BYU	--DNP--			
TOTALS	45	208	4.6	1

2016 RECEIVING GAME-BY-GAME

OPPONENT	NO.	YDS	AVG.	TD
South Alabama*	5	40	8.0	0
South Carolina*	3	17	5.7	0
at LSU*	2	14	7.0	0
at UMass*	1	0	0.0	0
Auburn	4	20	5.0	0
at BYU	--DNP--			
TOTALS	15	91	6.1	0

2016 KICK RETURN GAME-BY-GAME

OPPONENT	NO.	YDS	AVG.	TD
South Alabama*	1	13	13.0	0
South Carolina*	0	0	0.0	0
at LSU*	2	26	13.0	0
at UMass*	5	126	25.2	0
Auburn	0	0	0.0	0
at BYU	--DNP--			
TOTALS	8	165	20.6	0



NICK JAMES

DEFENSIVE LINE

6-5 • 320 • Sr.-3L

Long Beach, Miss.
(Long Beach)

88

2016 HIGHLIGHTS

- Recorded the first sack of his career while making his 2016 debut against South Carolina (9/10).
- Picked up a season-high four tackles at LSU (9/17).
- Grabbed his first start of 2016 at BYU (10/14).

CAREER STATS

YEAR	G/GS	TT	UT	AT	TFL-YDS	SCK-YDS	FF/FR	PBU	INT-YD
2012	8/0	6	1	5	0.0-0	0.0-0	0/0	0	0-0
2013					--REDSHIRTED--				
2014	13/0	11	4	7	0.0-0	0.0-0	0/0	0	0-0
2015	13/10	26	9	17	3.0-7	0.0-0	1/0	0	0-0
2016	5/1	11	3	8	1.0-2	1.0-2	0/0	0	0-0
TOTALS	39/11	54	17	37	4.0-9	1.0-2	1/0	0	0-0

2016 GAME-BY-GAME

OPPONENT	TT	UT	AT	TFL-YDS	SCK-YDS	FF/FR	PBU	INT-YD
South Alabama					--DNP--			
South Carolina	1	1	0	1.0-2	1.0-2	0/0	0	0-0
at LSU	4	0	4	0.0-0	0.0-0	0/0	0	0-0
at UMass	2	1	1	0.0-0	0.0-0	0/0	0	0-0
Auburn	1	0	1	0.0-0	0.0-0	0/0	0	0-0
at BYU*	3	1	2	0.0-0	0.0-0	0/0	0	0-0
TOTALS	11	3	8	1.0-2	1.0-2	0/0	0	0-0



A.J. JEFFERSON

DEFENSIVE END

6-3 • 280 • Sr.-3L

Summit, Miss.
(North Pike)

47

SEC DEFENSIVE LINEMAN OF THE WEEK (SEPT. 12, 2016)

TED HENDRICKS AWARD WATCH LIST

SENIOR BOWL WATCH LIST

2016 HIGHLIGHTS

- Led all SEC players with a career-high four tackles for loss and two sacks against South Alabama (9/3). The four tackles for loss were the most since now NFL Pro Bowler Fletcher Cox had four Oct. 15, 2011.
- Picked up two more tackles behind the line of scrimmage including a one-yard sack against South Carolina (9/10). He was named SEC Defensive Lineman of the Week for his efforts.
- Recorded 2.5 tackles for loss at UMass (9/24).
- Forced and recovered a fumble at BYU (10/14), while also picking up another tackle for loss.

CAREER STATS

YEAR	G/GS	TT	UT	AT	TFL-YDS	SCK-YDS	FF/FR	PBU	INT-YD
2013	13/0	20	13	7	4.0-17	2.0-11	2/0	1	0-0
2014	13/0	28	14	14	7.0-23	2.5-17	2/1	0	0-0
2015	13/13	47	27	20	13.5-65	5.0-43	1/0	3	0-0
2016	6/6	26	12	14	10.0-49	4.0-34	1/1	0	0-0
TOTALS	45/19	121	66	55	34.5-154	13.5-105	6/2	4	0-0

2016 GAME-BY-GAME

OPPONENT	TT	UT	AT	TFL-YDS	SCK-YDS	FF/FR	PBU	INT-YD
South Alabama*	7	5	2	4.0-25	2.0-18	0/0	0	0-0
South Carolina*	5	4	1	2.0-9	1.0-8	0/0	0	0-0
at LSU*	5	0	5	0.5-2	0.0-0	0/0	0	0-0
at UMass*	4	2	2	2.5-5	0.0-0	0/0	0	0-0
Auburn*	2	0	2	0.0-0	0.0-0	0/0	0	0-0
at BYU*	3	1	2	1.0-8	1.0-8	1/1	0	0-0
TOTALS	26	12	14	10.0-49	4.0-34	1/1	0	0-0



**CEDRIC
JILES**
CORNERBACK
5-10 • 186 • Sr.-3L
Clinton, Miss.
(Clinton)
5

2016 HIGHLIGHTS

- Made his 2016 debut against Auburn, picking up the fourth start of his career and first since 2013.

CAREER STATS

YEAR	G/GS	TT	UT	AT	TFL-YDS	SCK-YDS	FF/FR	PBU	INT-YD
2012	3/0	5	4	1	0.0-0	0.0-0	0/0	1	0-0
2013	11/3	20	14	6	0.0-0	0.0-0	0/0	0	0-0
2014					-REDSHIRTED-				
2015	12/0	15	8	7	0.0-0	0.0-0	0/0	4	0-0
2016	2/2	3	3	0	0.0-0	0.0-0	0/0	0	0-0
TOTALS	28/5	43	29	14	0.0-0	0.0-0	0/0	5	0-0

2016 GAME-BY-GAME

OPPONENT	TT	UT	AT	TFL-YDS	SCK-YDS	FF/FR	PBU	INT-YD
South Alabama					--DNP--			
South Carolina					--DNP--			
at LSU					--DNP--			
at UMass					--DNP--			
Auburn*	1	1	0	0.0-0	0.0-0	0/0	0	0-0
at BYU*	2	2	0	0.0-0	0.0-0	0/0	0	0-0
TOTALS	3	3	0	0.0-0	0.0-0	0/0	0	0-0



**JUSTIN
JOHNSON**
TIGHT END
6-3 • 230 • So.-1L
Birmingham, Ala.
(Hoover)
81

2016 HIGHLIGHTS

- Caught two passes for 22 yards against South Alabama (9/3).
- Made his first career start against South Carolina (9/10).

CAREER RECEIVING STATS

YEAR	G/GS	NO.	YDS	AVG.	TD
2015	11/0	5	41	8.2	1
2016	6/1	3	21	7	0
TOTALS	17/1	8	61	7.6	1

2016 GAME-BY-GAME

YEAR	NO	YDS	AVG.	TD
South Alabama	2	22	11	0
South Carolina*	1	-1	-1	0
at LSU	0	0	0	0
at UMass	0	0	0	0
Auburn	0	0	0	0
at BYU	0	0	0	0
TOTALS	3	21	7	0



**LEO
LEWIS**
LINEBACKER
6-2 • 230 • Fr.-RS
Brookhaven, Miss.
(Brookhaven)
44

2016 HIGHLIGHTS

- Started the first game of his career against South Alabama (9/3), recording a game-high nine tackles. Two of his tackles came behind the line of scrimmage.
- Recorded four tackles against South Carolina (9/10).
- Posted a game-high 10 tackles at LSU (9/17).
- Had a career-game at BYU (10/14), picking up 12 tackles including seven solo.

CAREER STATS

YEAR	G/GS	TT	UT	AT	TFL-YDS	SCK-YDS	FF/FR	PBU	INT-YD
2016	6/6	43	16	27	2.0-3	0.0-0	0/0	0	0-0
TOTALS	6/6	43	16	27	2.0-3	0.0-0	0/0	0	0-0

2016 GAME-BY-GAME

OPPONENT	TT	UT	AT	TFL-YDS	SCK-YDS	FF/FR	PBU	INT-YD
South Alabama*	9	4	5	2.0-3	0.0-0	0/0	0	0-0
South Carolina*	4	2	2	0.0-0	0.0-0	0/0	0	0-0
at LSU*	10	1	9	0.0-0	0.0-0	0/0	0	0-0
at UMass*	2	0	2	0.0-0	0.0-0	0/0	0	0-0
Auburn*	6	2	4	0.0-0	0.0-0	0/0	0	0-0
at BYU*	12	7	5	0.0-0	0.0-0	0/0	0	0-0
TOTALS	43	16	27	2.0-3	0.0-0	0/0	0	0-0



**MARK
MCLAURIN**
SAFETY
6-2 • 218 • So.-1L
Collins, Miss.
(Collins)
41

2016 HIGHLIGHTS

- Grabbed the first tackle for loss of his career against South Alabama (9/3).
- Picked up a career-high 10 tackles against Auburn (10/8).
- Snagged his first pick in his first-career start at BYU (10/14).

CAREER STATS

YEAR	G/GS	TT	UT	AT	TFL-YDS	SCK-YDS	FF/FR	PBU	INT-YD
2015	12/0	20	10	10	0.0-0	0.0-0	0/0	3	0-0
2016	6/1	29	12	17	1.0-1	0.0-0	0/0	2	1-27
TOTALS	18/1	49	22	27	1.0-1	0.0-0	0/0	4	1-27

2016 GAME-BY-GAME

OPPONENT	TT	UT	AT	TFL-YDS	SCK-YDS	FF/FR	PBU	INT-YD
South Alabama	3	2	1	1.0-1	0.0-0	0/0	1	0-0
South Carolina	4	4	0	0.0-0	0.0-0	0/0	0	0-0
at LSU	5	1	4	0.0-0	0.0-0	0/0	0	0-0
at UMass	3	2	1	0.0-0	0.0-0	0/0	0	0-0
Auburn	10	0	10	0.0-0	0.0-0	0/0	0	0-0
at BYU*	4	3	1	0.0-0	0.0-0	0/0	0	1-27
TOTALS	29	12	17	1.0-1	0.0-0	0/0	1	1-27



KEITH MIXON

WIDE RECEIVER
5-8 • 175 • Fr.-RS
Birmingham, Ala.
(Shades Valley School)

23

2016 HIGHLIGHTS

- Picked up the first start of his career at LSU (9/17).
- Rushed for a career-high 20 yards at UMass (9/24).
- Scored his first-career touchdown against Auburn (10/8).
- Grabbed another touchdown and a team-high 82 all-purpose yards at BYU (10/14).

CAREER RECEIVING STATS

YEAR	G/GS	NO.	YDS	AVG.	TD
2016	6/1	10	125	12.5	2
TOTALS	6/1	10	125	12.5	2

CAREER RUSHING STATS

YEAR	G/GS	NO.	YDS	AVG.	TD
2016	6/1	12	54	4.5	0
TOTALS	6/1	12	54	4.5	0

2016 RECEIVING GAME-BY-GAME

OPPONENT	NO.	YDS	AVG.	TD
South Alabama	2	4	2.0	0
South Carolina	0	0	0.0	0
at LSU*	1	0	0.0	0
at UMass	1	-3	-3.0	0
Auburn	2	55	27.5	1
at BYU	4	69	17.3	1
TOTALS	10	125	12.5	2

2016 RUSHING GAME-BY-GAME

OPPONENT	NO.	YDS	AVG.	TD
South Alabama	2	17	8.5	0
South Carolina	1	2	2.0	0
at LSU*	1	4	4.0	0
at UMass	3	20	6.7	0
Auburn	2	-2	-1.0	0
at BYU	3	13	4.3	0
TOTALS	12	54	4.5	0



GABE MYLES

WIDE RECEIVER
6-0 • 195 • Jr.-2L
Starkville, Miss.
(Starkville)

5

2016 HIGHLIGHTS

- Picked up 45 yards on three catches against South Carolina (9/10).

CAREER STATS

YEAR	G/GS	NO.	YDS	AVG.	TD
2014	13/3	22	178	8.1	0
2015	10/0	12	175	14.6	2
2016	6/4	4	59	14.8	0
TOTALS	29/7	35	400	11.4	2

2016 GAME-BY-GAME

OPPONENT	NO.	YDS	AVG.	TD
South Alabama*	0	0	0.0	0
South Carolina*	3	45	15.0	0
at LSU	1	7	7.0	0
at UMass*	0	0	0.0	0
Auburn*	0	0	0.0	0
at BYU	0	0	0.0	0
TOTALS	4	52	13.0	0



JAMAL PETERS

DEFENSIVE BACK
6-2 • 217 • So.-1L
Bassfield, Miss.
(Bassfield)

2

2016 HIGHLIGHTS

- Grabbed the first interception of his career against South Carolina (9/10).

CAREER STATS

YEAR	G/GS	TT	UT	AT	TFL-YDS	SCK-YDS	FF/FR	PBU	INT-YD
2015	12/2	25	12	13	1.5-7	1.0-5	0/0	2	0-0
2016	6/0	3	1	2	0.0-0	0.0-0	0/0	0	1-0
TOTALS	18/2	28	13	15	1.5-7	1.0-5	0/0	2	1-0

2016 GAME-BY-GAME

OPPONENT	TT	UT	AT	TFL-YDS	SCK-YDS	FF/FR	PBU	INT-YD
South Alabama	0	0	0	0.0-0	0.0-0	0/0	0	0-0
South Carolina	0	0	0	0.0-0	0.0-0	0/0	0	1-0
at LSU	0	0	0	0.0-0	0.0-0	0/0	0	0-0
at UMass	0	0	0	0.0-0	0.0-0	0/0	0	0-0
Auburn	1	0	1	0.0-0	0.0-0	0/0	0	0-0
at BYU	2	1	1	0.0-0	0.0-0	0/0	0	0-0
TOTALS	3	1	2	0.0-0	0.0-0	0/0	0	1-0



CHRIS RAYFORD

CORNER BACK
6-0 • 199 • So.-1L
Byhalia, Miss.
(Byhalia)

24

2016 HIGHLIGHTS

- Recorded three solo tackles against South Alabama (9/3).

CAREER STATS

YEAR	G/GS	TT	UT	AT	TFL-YDS	SCK-YDS	FF/FR	PBU	INT-YD
2015	13/0	5	3	2	0.0-0.0	0.0-0.0	0/0	0	0-0
2016	6/0	7	5	2	0.0-0.0	0.0-0	0/0	0	0-0
TOTALS	19/0	11	8	4	0.0-0.0	0.0-0.0	0/0	0	0-0

2016 GAME-BY-GAME

OPPONENT	TT	UT	AT	TFL-YDS	SCK-YDS	FF/FR	PBU	INT-YD
South Alabama	3	3	0	0.0-0	0.0-0	0/0	0	0-0
South Carolina	0	0	0	0.0-0	0.0-0	0/0	0	0-0
at LSU	1	1	0	0.0-0	0.0-0	0/0	0	0-0
at UMass	1	0	1	0.0-0	0.0-0	0/0	0	0-0
Auburn	0	0	0	0.0-0	0.0-0	0/0	0	0-0
at BYU	2	1	1	0.0-0	0.0-0	0/0	0	0-0
TOTALS	7	5	2	0.0-0	0.0-0	0/0	0	0-0



FRED ROSS

WIDE RECEIVER
6-2 • 205 • Sr.-3L
Tyler, Texas
(John Tyler)

8

BILETNIKOFF AWARD WATCH LIST

EARL CAMPBELL TYLER ROSE AWARD WATCH LIST

2016 HIGHLIGHTS

- Caught six passes for 34 yards against South Alabama (9/3). He also added a career-long 46 yard run.
- Tossed the first touchdown pass of his career against South Carolina (9/10), a 17-yard strike to Donald Gray. Also added a receiving touchdown and 39 yards on five receptions.
- Had a game-high 89 receiving yards on six catches at LSU (9/17).
- Set season-highs in catches (8) and yards (126) at UMass (9/24). He also added two touchdown grabs.

CAREER STATS

YEAR	G/GS	NO.	YDS	AVG.	TD
2013	11/0	9	115	12.8	0
2014	13/1	30	489	16.3	5
2015	13/13	88	1007	11.4	5
2016	6/6	34	386	11.4	5
TOTALS	43/20	161	1997	12.4	15

2016 RECEIVING GAME-BY-GAME

OPPONENT	NO.	YDS	AVG.	TD
South Alabama*	6	34	5.7	0
South Carolina*	5	39	7.8	1
at LSU*	6	89	14.9	1
at UMass*	8	126	15.8	2
Auburn*	4	29	7.3	1
at BYU*	5	69	13.8	0
TOTALS	34	386	11.4	5



ASHTON SHUMPERT

RUNNING BACK
6-2 • 218 • Sr.-3L
Fulton, Miss.
(Itawamba)

32

2016 HIGHLIGHTS

- Averaged 4.7 yards per carry in his first action of the season against South Alabama (9/3).
- Carried the ball five time for 28 yards against South Carolina (9/10).
- Had six carries for 34 yards at LSU (9/17).
- Scored his first touchdown of the season at UMass (9/24), adding a season-high 68 yards on the ground.

CAREER RUSHING STATS

YEAR	G/GS	NO.	YDS	AVG.	TD
2013	12/0	46	190	4.1	3
2014	12/0	47	274	5.8	2
2015	12/5	59	228	3.9	1
2016	6/3	36	165	4.6	1
TOTALS	42/8	188	857	4.6	7

CAREER RECEIVING STATS

YEAR	G/GS	NO.	YDS	AVG.	TD
2013	12/0	4	22	5.5	0
2014	12/0	3	18	6.0	0
2015	12/5	14	118	8.4	0
2016	6/3	2	25	12.5	0
TOTALS	42/8	23	183	8.0	0

2016 RUSHING GAME-BY-GAME

OPPONENT	NO.	YDS	AVG.	TD
South Alabama*	3	14	4.7	0
South Carolina	5	28	5.6	0
at LSU	6	34	5.7	0
at UMass	12	68	5.7	1
Auburn*	4	11	2.8	0
at BYU*	6	10	1.7	0
TOTALS	36	165	4.6	1

2016 RECEIVING GAME-BY-GAME

OPPONENT	NO.	YDS	AVG.	TD
South Alabama*	0	0	0.0	0
South Carolina	0	0	0.0	0
at LSU	0	0	0.0	0
at UMass	0	0	0.0	0
Auburn*	1	8	8.0	0
at BYU*	1	17	17.0	0
TOTALS	2	25	12.5	0



JEFFERY SIMMONS

DEFENSIVE TACKLE
6-4 • 310 • Fr.-HS
Macon, Miss.
(Noxubee)

98

2016 HIGHLIGHTS

- Made his collegiate debut against South Carolina (9/10), forcing a fumble and recording two tackles for loss.

CAREER STATS

YEAR	G/GS	TT	UT	AT	TFL-YDS	SCK-YDS	FF/FR	PBU	INT-YD
2016	5/0	13	4	9	2.0-5	0.0-0	1/0	0	0-0
TOTALS	5/0	13	4	9	2.0-5	0.0-0	1/0	0	0-0

2016 GAME-BY-GAME

OPPONENT	TT	UT	AT	TFL-YDS	SCK-YDS	FF/FR	PBU	INT-YD
South Alabama					--DNP--			
South Carolina	4	3	1	2.0-5	0.0-0	1/0	0	0-0
at LSU	3	0	3	0.0-0	0.0-0	0/0	0	0-0
at UMass	2	0	2	0.0-0	0.0-0	0/0	0	0-0
Auburn	3	0	3	0.0-0	0.0-0	0/0	0	0-0
at BYU	1	1	0	0.0-0	0.0-0	0/0	0	0-0
TOTALS	13	4	9	2.0-5	0.0-0	1/0	0	0-0



CORY THOMAS

DEFENSIVE TACKLE
6-5 • 313 • So.-1L
Bessemer, Ala.
(McAdory)

34

2016 HIGHLIGHTS

- Recorded four tackles against South Alabama (9/3), including one behind the line of scrimmage.
- Made the first start of his Bulldog career against South Carolina (9/10), picking up three tackles including one for a loss.
- Picked up three tackles in his second start of the season at UMass (9/24).

CAREER STATS

YEAR	G/GS	TT	UT	AT	TFL-YDS	SCK-YDS	FF/FR	PBU	INT-YD
2015	8/0	3	1	2	1.0-4	0.0-0	0/0	0	1-12
2016	6/4	20	4	16	3.5-10	0.0-0	0/0	0	0-0
TOTALS	14/4	23	5	18	4.5-14	0.0-0	0/0	0	1-12

2016 GAME-BY-GAME

OPPONENT	TT	UT	AT	TFL-YDS	SCK-YDS	FF/FR	PBU	INT-YD
South Alabama	4	1	3	1.0-4	0.0-0	0/0	0	0-0
South Carolina*	3	2	1	1.0-1	0.0-0	0/0	0	0-0
at LSU	3	0	3	0.0-0	0.0-0	0/0	0	0-0
at UMass*	3	0	3	0.0-0	0.0-0	0/0	0	0-0
Auburn	4	0	4	0.5-2	0.0-0	0/0	0	0-0
at BYU	3	1	2	1.0-3	0.0-0	0/0	0	0.0
TOTALS	20	4	16	3.5-10	0.0-0	0/0	0	0-0



DEDDRICK THOMAS

WIDE RECEIVER

5-9 • 188 • Fr.-RS
Memphis, Tenn.
(Memphis Central)

18

2016 HIGHLIGHTS

- Scored a touchdown in the first game of his career, a six-yard strike against South Alabama (9/3).
- Caught two passes for a season-high 23 yards at UMass (9/24).

CAREER RECEIVING STATS

YEAR	G/GS	NO.	YDS	AVG.	TD
2016	5/0	5	44	8.8	1
TOTALS	5/0	5	44	8.8	1

2016 RECEIVING GAME-BY-GAME

OPPONENT	NO.	YDS	AVG.	TD
South Alabama	2	15	7.5	1
South Carolina	--	--DNP--		
at LSU	0	0	0.0	0
at UMass	2	23	11.5	0
Auburn	1	6	6.0	0
at BYU	0	0	0.0	0
TOTALS	5	44	8.8	1



JORDAN THOMAS

TIGHT END

6-5 • 295 • Jr.-JC
Sumrall, Miss.
(East Central)

83

2016 HIGHLIGHTS

- Caught a touchdown pass against South Carolina (9/10) in his MSU debut, a four-yard strike from Nick Fitzgerald.
- Had two receptions for seven yards at LSU (9/17).

CAREER RECEIVING STATS

YEAR	G/GS	NO.	YDS	AVG.	TD
2016	5/0	6	25	4.2	1
TOTALS	5/0	6	25	4.2	1

2016 RECEIVING GAME-BY-GAME

OPPONENT	NO.	YDS	AVG.	TD
South Alabama	--	--DNP--		
South Carolina	2	7	3.5	1
at LSU	2	7	3.5	0
at UMass	0	0	0.0	0
Auburn	1	5	5.0	0
at BYU	1	6	6.0	0
TOTALS	6	25	4.2	1



DEANDRE WARD

LINEBACKER

6-1 • 219 • Sr.-3L
Wetumpka, Ala.
(Wetumpka)

28

2016 HIGHLIGHTS

- Recorded a tackle for loss and seven total tackles against South Carolina (9/10).
- Picked up seven tackles and an assisted sack in his first-career start at UMass (9/24).

CAREER STATS

YEAR	G/GS	TT	UT	AT	TFL-YDS	SCK-YDS	FF/FR	PBU	INT-YD
2013	2/0	0	0	0	0.0-0	0.0-0	0/0	0	0-0
2014	13/0	6	2	4	0.0-0	0.0-0	0/0	0	0-0
2015	13/0	17	5	12	1.0-5	0.5-4	0/0	0	0-0
2016	6/1	22	12	10	2.5-7	0.5-5	0/0	0	0-0
TOTALS	34/1	45	19	26	3.5-12	1.0-9	0/0	0	0-0

2016 GAME-BY-GAME

OPPONENT	TT	UT	AT	TFL-YDS	SCK-YDS	FF/FR	PBU	INT-YD
South Alabama	0	0	0	0.0-0	0.0-0	0/0	0	0-0
South Carolina	7	6	1	1.0-1	0.0-0	0/0	0	0-0
at LSU	2	0	2	0.0-0	0.0-0	0/0	0	0-0
at UMass*	7	3	4	0.5-5	0.5-5	0/0	0	0-0
Auburn	3	1	2	0.0-0	0.0-0	0/0	0	0-0
at BYU	3	2	1	1.0-1	0.0-0	0/0	0	0-0
TOTALS	22	12	10	2.5-7	0.5-5	0/0	0	0-0



AERIS WILLIAMS

RUNNING BACK

6-1 • 217 • So.-1L

West Point, Miss.

(West Point)

27

2016 HIGHLIGHTS

- Scored his first touchdown of the season at UMass (9/24), adding 19 yards on the ground.
- Had the best rushing performance of his career at BYU (10/14), leading the team with 82 yards on the ground.

CAREER RUSHING STATS

YEAR	G/GS	NO.	YDS	AVG.	TD
2015	13/0	40	206	5.2	3
2016	6/0	36	149	4.1	1
TOTALS	19/0	76	355	4.7	4

CAREER RECEIVING STATS

YEAR	G/GS	NO.	YDS	AVG.	TD
2015	13/0	6	18	3.0	0
2016	6/0	2	11	5.5	0
TOTALS	19/0	8	29	3.6	0

2016 RUSHING GAME-BY-GAME

OPPONENT	NO.	YDS	AVG.	TD
South Alabama	2	12	6.0	0
South Carolina	5	21	4.2	0
at LSU	2	4	2.0	0
at UMass	4	19	4.8	1
Auburn	2	11	5.5	0
at BYU	21	82	3.9	0
TOTALS	36	149	4.1	1

2016 RECEIVING GAME-BY-GAME

OPPONENT	NO.	YDS	AVG.	TD
South Alabama	0	0	0.0	0
South Carolina	0	0	0.0	0
at LSU	2	11	5.5	0
at UMass	0	0	0.0	0
Auburn	0	0	0.0	0
at BYU	0	0	0.0	0
TOTALS	2	11	5.5	0



DAMIAN WILLIAMS

QUARTERBACK

6-1 • 229 • Jr.-2L

Metairie, La.

(Archbishop Rummel)

11

2016 HIGHLIGHTS

- Had three career-highs against South Alabama (9/3), including passing yards (143), rushing yards (93) and completions (20). Came off the bench in the third series of the first quarter.
- Entered the game in the fourth quarter at LSU (9/17) and led MSU to two touchdowns. One through the air and one on the ground.

CAREER PASSING STATS

YEAR	G/GS	CMP	ATT	INT	PCT	YDS	TD
2013	6/1	23	47	2	.489	279	0
2014	6/0	14	23	0	.609	155	3
2015			-REDSHIRTED-				
2016	2/0	25	36	0	.694	237	2
TOTALS	14/1	62	106	2	.585	671	5

CAREER RUSHING STATS

YEAR	G/GS	NO.	YDS	AVG.	TD
2013	6/1	37	112	3.0	1
2014	6/0	16	63	3.9	0
2015			-REDSHIRTED-		
2016	2/0	15	88	5.9	1
TOTALS	14/1	68	263	3.9	2

2016 GAME-BY-GAME

OPPONENT	CMP	ATT	INT	PCT	YDS	TD	RSH	YDS	RSH TD
South Alabama	20	28	0	.714	143	1	12	93	0
South Carolina				--DNP--					
at LSU	5	8	0	.625	94	1	3	-5	1
at UMass				--DNP--					
Auburn				--DNP--					
at BYU				--DNP--					
TOTALS	25	36	0	.694	237	2	15	88	1

2016 MISSISSIPPI STATE ROSTER

No.	Name	Pos.	Ht.	Wt.	Cl.	Exp.	Hometown (Previous School)
1	Brandon Bryant	DB	6-0	215	So.	1L	Tunica, Miss. (Rosa Fort)
2	Jamal Peters	DB	6-2	217	So.	1L	Bassfield, Miss. (Bassfield)
3	Traver Jung	LB	6-3	229	Jr.	RS	Greenville, Miss. (Holmes CC)
4	Gerri Green	LB	6-4	248	So.	1L	Greenville, Miss. (Greenville Weston)
5	Cedric Jiles	DB	5-10	186	Sr.	1L	Clinton, Miss. (Clinton)
5	Gabe Myles	WR	6-0	195	Jr.	2L	Starkville, Miss. (Starkville)
6	Donald Gray	WR	5-10	204	Jr.	1L	Memphis, Tenn. (Copiah-Lincoln CC)
7	Tolando Cleveland	DB	6-0	190	Sr.	3L	Powder Springs, Ga. (Hillgrove)
7	Nick Fitzgerald	QB	6-5	230	So.	1L	Richmond Hill, Ga. (Richmond Hill)
8	Fred Ross	WR	6-2	205	Sr.	3L	Tyler, Texas (John Tyler)
9	Jamoral Graham	DB	5-10	183	Jr.	2L	Decatur, Miss. (Newton County)
10	Brandon Holloway	RB	5-8	165	Sr.	3L	Tampa, Fla. (Alonso)
11	Kivon Coman	DB	6-3	205	Sr.	3L	Sheffield, Ala. (Hargrave [Va.] Military Academy)
11	Damian Williams	QB	6-1	229	Jr.	2L	Metairie, La. (Archbishop Rummel)
12	J.T. Gray	LB	6-0	197	Jr.	2L	Clarksdale, Miss. (Clarksdale)
13	Cameron Dantzler	DB	6-2	165	Fr.	HS	Hammond, La. (St. Thomas Aquinas)
13	Wyatt Roberts	ATH	6-0	195	Jr.	JC	Louisville, Miss. (East Mississippi CC)
14	Nick Tiano	QB	6-4	239	RFr.	RS	Chattanooga, Tenn. (Baylor School)
16	Johnathan Calvin	DL	6-3	272	Sr.	1L	Jackson, Miss. (Copiah-Lincoln CC)
16	Korey Charles	DB	5-10	175	Fr.	HS	Miami, Fla. (North Florida Christian)
17	Jamal Couch	WR	6-4	223	Fr.	HS	Phenix City, Ala. (Central)
18	Dedrick Thomas	WR	5-9	188	RFr.	RS	Memphis, Tenn. (Memphis Central)
19	Zak Neary	ATH	6-1	197	So.	SQ	Adamsville, Tenn. (Adamsville)
20	Jace Christman	ATH	6-1	185	Fr.	HS	Houston, Texas (Memorial)
20	Reginald Todd	WR	6-4	192	Fr.	HS	Mobile, Ala. (Blount)
21	Nick Gibson	RB	5-11	204	RFr.	RS	Birmingham, Ala. (Pinson Valley)
22	Malik Dear	WR	5-9	220	So.	1L	Jackson, Miss. (Murrah)
23	Keith Mixon	WR	5-8	175	RFr.	RS	Birmingham, Ala. (Shades Valley School)
23	Allen Perkins	ATH	6-0	230	RFr.	RS	Pelham, Ala. (Oak Mountain)
23	Kody Schexnayder	ATH	5-10	185	Fr.	HS	River Ridge, La. (John Curtis)
24	Chris Rayford	DB	6-0	199	So.	1L	Byhalia, Miss. (Byhalia)
25	Lashard Durr	DB	5-11	197	Jr.	JC	Gulfport, Miss. (Copiah-Lincoln CC)
25	Westin Graves	K	6-0	163	Jr.	1L	Flowood, Miss. (Jackson Prep)
26	Alec Murphy	RB	6-0	230	RFr.	RS	Nixa, Mo. (Nixa)
27	Aeris Williams	RB	6-1	217	So.	1L	West Point, Miss. (West Point)
28	DeAndre Ward	LB	6-1	219	Sr.	2L	Wetumpka, Ala. (Wetumpka)
29	C.J. Morgan	DB	6-0	197	Fr.	HS	Bossier City, La. (Parkway)
30	Chris Stamps	DB	6-0	179	RFr.	RS	Vicksburg, Miss. (Warren Central)
31	Maurice Smitherman	DB	5-9	185	RFr.	RS	Adamsville, Ala. (Minor)
32	Ashton Shumpert	RB	6-2	218	Sr.	3L	Fulton, Miss. (Itawamba)
33	Dontavian Lee	RB	6-1	230	So.	1L	Hattiesburg, Miss. (Forrest County Agricultural)
34	Cory Thomas	DL	6-5	313	So.	1L	Bessemer, Ala. (McAdory)
34	Alan Worsham	ATH	5-10	199	RFr.	RS	Martinez, Ga. (Augusta Christian)
35	John Michael Hankerson	DB	6-1	170	Fr.	HS	South Bend, Ind. (Washington)
37	Brad Wall	ATH	5-8	175	Fr.	HS	Ocean Springs, Miss. (Ocean Springs)
38	Hayes Walker	ATH	5-11	199	So.	SQ	Jackson, Miss. (Jackson Academy)
39	Richie Brown	LB	6-2	240	Sr.	3L	Long Beach, Miss. (Long Beach)
40	Erroll Thompson	LB	6-1	262	Fr.	HS	Florence, Ala. (Florence)
41	Mark McLaurin	DB	6-2	218	So.	1L	Collins, Miss. (Collins)
42	Marquiss Spencer	DL	6-3	270	Fr.	HS	Greenwood, Miss. (Greenwood)
43	Fletcher Adams	DL	6-2	274	RFr.	RS	Brandon, Miss. (Brandon)
43	Logan Cooke	P/K	6-5	224	Jr.	2L	Darbun, Miss. (Columbia Academy)
44	Leo Lewis	LB	6-2	230	RFr.	RS	Brookhaven, Miss. (Brookhaven)
45	Josiah Phillips	LB	6-4	239	So.	SQ	Starkville, Miss. (Home School)
46	Dez Harris	LB	6-4	236	Jr.	2L	Bessemer, Ala. (McAdory)
47	A.J. Jefferson	DL	6-3	280	Sr.	3L	Summit, Miss. (North Pike)
48	Chris Redmon	ATH	6-0	215	Fr.	HS	Fayetteville, Ark. (Fayetteville)
49	Torrey Dale	DL	6-6	277	Sr.	2L	Kenner, La. (John Curtis Christian)
50	Tim Washington	LB	6-3	225	RFr.	RS	Yazoo City, Miss. (Yazoo City)
51	Kelan Chairs	LB	6-0	218	Jr.	1L	Harvey, La. (St. Augustine)

No.	Name	Pos.	Ht.	Wt.	Cl.	Exp.	Hometown (Previous School)
51	Stewart Reese	OL	6-5	340	Fr.	HS	Fort Pierce, Fla. (Fort Pierce Central)
52	Kobe Jones	DL	6-3	278	Fr.	HS	Starkville, Miss. (Starkville)
53	Hunter Bradley	SN	6-3	245	Sr.	1L	Collierville, Tenn. (Collierville)
54	Greg Eiland	OL	6-7	304	Fr.	HS	Philadelphia, Miss. (Philadelphia)
54	Cameron Miller	ATH	6-1	210	Fr.	HS	Odessa, Fla. (Sickles)
55	Martinas Rankin	OL	6-5	307	Jr.	RS	Mendenhall, Miss. (Miss. Gulf Coast CC)
56	Dareuan Parker	OL	6-4	325	Fr.	HS	Olive Branch, Miss. (DeSoto Central)
57	Will Coleman	DL	6-5	250	Sr.	1L	Tyler, Texas (Tyler JC)
58	Justin Senior	OL	6-5	310	Sr.	3L	Montreal, Quebec (Hargrave [Va.] Military Academy)
59	Darren May	ATH	6-2	220	Fr.	HS	Jackson, Miss. (Terry)
60	Jamaal Clayborn	OL	6-4	315	Sr.	2L	Jackson, Miss. (Jackson Academy)
61	Deion Calhoun	OL	6-3	308	So.	1L	Pleasant Grove, Ala. (Restoration Academy)
62	Devon Desper	OL	6-4	305	Sr.	2L	Madison, Miss. (Madison Central)
63	Lawrence Brown	ATH	6-4	300	Sr.	SQ	Columbus, Miss. (Belhaven University)
64	Jocquell Johnson	OL	6-4	301	Sr.	SQ	Jackson, Miss. (Copiah-Lincoln [Miss.] CC)
65	Brett Armour	ATH	6-1	262	RFr.	RS	Brighton, Tenn. (Brighton)
66	Joel Baldwin	SN	6-3	220	So.	SQ	Tupelo, Miss. (Tupelo)
67	Michael Story	OL	6-4	295	RFr.	RS	Ripley, Miss. (Ripley)
71	Ben Wilson	ATH	6-4	315	Fr.	HS	Columbia, S.C. (Heathwood Hall)
72	Ronald Cochran	OL	6-4	308	So.	SQ	Olive Branch, Miss. (Olive Branch)
73	Darryl Williams	OL	6-2	303	RFr.	RS	Bessemer, Ala. (Bessemer City)
74	Elgton Jenkins	OL	6-4	305	So.	1L	Clarksdale, Miss. (Clarksdale)
75	Harrison Moon	OL	6-4	290	RFr.	RS	Chattanooga, Tenn. (Signal Mountain)
76	Blake Mitchell	ATH	6-0	300	Fr.	HS	Brentwood, Tenn. (Ensworth)
77	Jawon Johnson	ATH	6-2	305	Jr.	JC	Crawford, Miss. (East Mississippi CC)
79	Evans Wilkerson	OL	6-5	304	RFr.	RS	Ridgeland, Miss. (Jackson Academy)
80	Christian Roberson	TE	6-5	239	Fr.	HS	Atlanta, Ga. (McEachern)
81	Justin Johnson	TE	6-3	239	So.	1L	Birmingham, Ala. (Hoover)
82	Farrod Green	TE	6-3	232	RFr.	RS	Wesson, Miss. (Wesson Attendance Center)
83	Jordan Thomas	TE	6-5	295	Jr.	JC	Sumrall, Miss. (East Central CC)
84	Dontea Jones	TE	6-4	254	Fr.	HS	McCool, Miss. (Jireh (N.C.) Prep)
85	Jonnas Spivey	WR	6-0	200	RFr.	RS	Louin, Miss. (Bay Springs)
86	Jesse Jackson	WR	6-2	211	So.	1L	Petal, Miss. (Petal)
87	Osirus Mitchell	WR	6-4	190	Fr.	HS	Sarasota, Fla. (Booker)
87	Wyatt Powell	ATH	5-9	189	RFr.	RS	Ridgeland, Miss. (Jackson Academy)
88	Aaron Hamaker	TE	6-4	272	So.	SQ	Little Rock, Ark. (Catholic)
88	Nick James	DL	6-5	320	Sr.	2L	Long Beach, Miss. (Long Beach)
90	Grant Harris	DL	6-3	290	So.	SQ	Bolton, Miss. (Clinton)
91	Anfernee Mullins	DL	6-3	261	RFr.	RS	Aliceville, Ala. (Aliceville)
92	Kendell Jones	DL	6-4	280	RFr.	RS	Pinson, Ala. (Clay-Chalkville)
94	Nelson Adams	DL	6-3	305	Sr.	3L	Brandon, Miss. (Brandon)
95	Braxton Hoyett	DL	6-3	305	So.	SQ	Pelham, Ala. (Pelham)
96	Tre Brown	DL	6-4	309	Jr.	JC	Ackerman, Miss. (Copiah-Lincoln CC)
98	Jeffery Simmons	DL	6-4	310	Fr.	HS	Macon, Miss. (Noxubee County)

PRONUNCIATION GUIDE

3	Traver Jung	TREV-er
4	Gerri Green	GAIR-ee
9	Jamoral Graham	JUH-more-ul
11	Kivon Coman	KEY-von
14	Nick Tiano	TEE-ano
18	Dedrick Thomas	rhymes with dead
22	Malik Dear	muh-LEEK
27	Aeris Williams	AIR-ris
54	Greg Eiland	pronounced Island
55	Martinas Rankin	Mar-TEE-nus
62	Devon Desper	DEH-vuhn
63	Jocquell Johnson	rhymes with jock
74	Elgton Jenkins	ELG-tuhn
80	Christian Roberson	ROH-ber-suhn
82	Farrod Green	FUH-rahnd
87	Osirus Mitchell	O-sye-rus

COACHING STAFF

Dan Mullen, Head Coach • Eighth Season
Brian Baker, Defensive Line • First Season
Terrell Buckley, Cornerbacks • First Season
Billy Gonzales, Co-offensive Coordinator/Wide Receivers • Fourth Season
John Hevesy, Co-offensive Coordinator/Offensive Line • Eighth Season
* Brian Johnson, Quarterbacks • Third Season
Greg Knox, Special Teams Coordinator/Running Backs • Eighth Season
* Maurice Linguist, Safeties • First Season
* Scott Sallach, Tight Ends • Eighth Season
Peter Sirmon, Defensive Coordinator/Linebackers • First Season

* - indicates in the press box