



MISSISSIPPI STATE FOOTBALL GAME 9 NOTES

Dan Mullen Era • Winningest 8-Year Stretch in MSU History • 7 Straight Bowl Games • 22 NFL Draft Picks • 11 All-Americans • 2 National Scholars

November 4, 2017

11 a.m. CT • SEC Network

Starkville, Miss.

Davis Wade Stadium (61,337)

SCHEDULE (6-2, 3-2 SEC)

| DATE | OPPONENT | TV | TIME (CT) |
|------------------------|-----------------------|--------------|-----------|
| SEPTEMBER (3-2) | | | |
| 2 | Charleston Southern | SECN | W, 49-0 |
| 9 | at Louisiana Tech | CBSN | W, 57-21 |
| 16 | #12/11 LSU * | ESPN | W, 37-7 |
| 23 | at #11/12 Georgia * | ESPN | L, 3-31 |
| 30 | at #13/15 Auburn * | ESPN | L, 10-49 |
| OCTOBER (3-0) | | | |
| 14 | BYU | SECN | W, 35-10 |
| 21 | Kentucky * | SECN | W, 45-7 |
| 28 | at RV/#24 Texas A&M * | ESPN | W, 35-14 |
| NOVEMBER (0-0) | | | |
| 4 | UMass | 11 a.m. SECN | |
| 11 | #1/1 Alabama * | TBA | TBA |
| 18 | at Arkansas * | TBA | TBA |
| 23 | Ole Miss * | ESPN | 6:30 p.m. |

COACHING STAFF

On the Sideline (Year at MSU)

Dan Mullen, head coach (9th)
 Brian Baker, defensive line (2nd)
 Terrell Buckley, cornerbacks (2nd)
 Billy Gonzales, co-offensive coordinator/WRs (5th)
 Todd Grantham, defensive coordinator/LBs (1st)
 John Hevesy, co-offensive coordinator/OL (9th)
 Greg Knox, running backs/special teams (9th)
 D.J. Looney, tight ends (1st)

In The Booth (Year at MSU)

Brett Elliott, quarterbacks (1st)
 Ron English, safeties (1st)

STATISTICAL LEADERS

Passing: Nick Fitzgerald (119-209, 1320 yds, 13 TD, 8 INT)
Rushing: Nick Fitzgerald (99 att, 666 yds, 10 TD)
Receiving: Donald Gray (24 rec, 214 yds, 3 TD)
Tackles: Dez Harris (48 total, 3 TFL, 2 sacks, 1 FF)
Tackles for Loss: Montez Sweat (8.0)

AIRWAVES

MSU Sports Radio Network

Neil Price, play-by-play
 Matt Wyatt, analyst
 Jay Perry, sideline




Satellite Radio

Sirius Channel 157, XM Channel 192

SEC Network


Taylor Zarzour, play-by-play
 Andre Ware, analyst
 Olivia Harlan, reporter



GAME 9


Mississippi State Bulldogs

Record 6-2 (3-2 SEC)
 Streak W3
 Ranking No. 21 Associated Press
 No. 22 Amway Coaches
 Head Coach Dan Mullen
 Career Record 67-44 (.604)/ninth year
 MSU Record same
 Mullen vs. UMass 1-0



UMass Minutemen

Record 2-6
 Streak W1
 Ranking NR Associated Press
 NR Amway Coaches
 Head Coach Mark Whipple
 Career Record 131-93/20th year
 UMass Record 59-61/10th year
 Whipple vs. MSU 0-1



STORYLINES

No. 21 MSU Carries Three-Game Win Streak Into UMass Non-Conference Tilt

MSU, ranked No. 21 in the AP Top 25 and No. 22 in the Coaches poll, puts a three-game winning streak on the line in a non-conference matchup against UMass at 11 a.m. Saturday in Davis Wade Stadium.

► MSU recorded its largest margin of victory vs. a Top 25 team on the road since 1942 (def. #12 Vanderbilt, 33-0) when it beat then-No. 24 Texas A&M, 35-14, in Kyle Field. The Bulldogs intercepted a season-high three passes and limited the Aggies to 96 yards rushing. **Nick Fitzgerald** accounted for 246 yards of total offense and three touchdowns, and he rushed for over 100 yards for the third straight game. It was the largest win in series history for the Bulldogs.

► State became bowl eligible for a school-record eighth straight year. Prior to **Dan Mullen's** arrival, the school record for consecutive bowl appearances was three from 1998-2000. MSU is one of five SEC teams who have been to a bowl every season this decade (Alabama, Georgia, LSU and Texas A&M the others).

► **Dan Mullen** has surpassed College Football Hall of Famer Allyn McKeen for second place in MSU career victories (67). The win vs. Texas A&M was Mullen's ninth against a ranked opponent, tying Jackie Sherrill for most victories against Top 25 teams in school history. Mullen, who is currently the second-longest tenured coach in the SEC, owns the highest winning percentage (.604) at MSU since McKeen from 1939-48 (.764, min. 3 seasons). Mullen is just eight wins away from tying Sherrill's school-record win mark. Sherrill was 75-75-2 in 13 years. MSU was 32-65 in the eight years prior to Mullen's arrival.

► MSU and Notre Dame are the only teams in the nation who own multiple victories over Top 25 teams by 21 points or more. The Bulldogs beat then-No. 11 LSU by 30 and then-No. 24 Texas A&M by 21. It's also the first time in school history that MSU has defeated multiple Top 25 teams by 21 or more in the same season.

► Jr. QB **Nick Fitzgerald** has accounted for 66 career touchdowns - 37 passing, 29 rushing - which is second in school history behind only Dak Prescott (114). Fitzgerald is second in the SEC and 11th nationally in TDs responsible this season with 23 (13 pass, 10 rush). Fitzgerald owns 10 school records - five single-game, four single-season and one career. Fitzgerald owns the SEC career record for 100-yard rushing games by a QB (12), and he's done it in three straight games. He is in sixth place in SEC career QB rushing yards (2,168) and is one yard shy of Johnny Manziel for fifth. Fitzgerald has accounted for 10 touchdowns during the current three-game winning streak.

► MSU and UMass are meeting for the second time. The Bulldogs won 47-35 at Gillette Stadium last season.

► Defensive coordinator **Todd Grantham** leads an MSU unit that is ranked in the Top 25 nationally in five categories: total defense (6th - 281.8), passing defense (4th - 158.0), scoring defense (12th - 17.4), first down defense (1st - 12.6) and rushing defense (22nd - 123.8). Grantham's unit has intercepted six passes during the current three-game win streak, including back-to-back weeks of one being returned at least 80 yards for a touchdown (**Gerri Green, Jamal Peters**).

► State is seeking to improve to 7-2 or better for the fourth time in the past six seasons.

BY THE NUMBERS

35-7

MSU's non-conference record under **Dan Mullen**, including a 21-3 mark at home

100

Field goal percentage (6-of-6) by redshirt freshman walk-on kicker **Jace Christmann**, which leads the SEC

5

Sacks allowed by MSU this season, the fewest allowed among Power 5 schools (No. 5 overall behind Army, Marshall, Navy, Colorado State)

260.0

Rushing yards per game by MSU, which is 13th nationally and third in the SEC (6-0 when rushing for over 200 yards this season)

5

times the MSU defense has held opponent to under 300 yards total offense this season, including three straight

0

Fumbles by MSU on offensive possessions this season (only lost fumble of year came on special teams)



FOOTBALL MEDIA SERVICES

Coach Dan Mullen

Monday Press Conference

Coach Dan Mullen will conduct his weekly press conference at 1 p.m. Monday in the media room at the Leo Seal Jr. Football Complex (third floor). The press conference can also be seen live on SEC Network+ via WatchESPN.com or the WatchESPN app. On-demand video (FTP) and quotes will be available later that afternoon.

SEC Teleconference

Coach Dan Mullen will join the league's other 13 coaches on the SEC's weekly Wednesday teleconference. Mullen's 10-minute segment is scheduled from 11:50 a.m.-12 p.m. CT. The teleconference phone number can be obtained by contacting the SEC.

Postgame

Coach Dan Mullen's postgame press conference for home games will be held on the second floor of the Seal M-Club Center at the south end of Davis Wade Stadium at Scott Field. Mullen's press conference may also be viewed in the press box on the MSU TV Center channel on press box television monitors. For road games, Mullen's postgame press conferences will be held in the visiting interview room or outside the locker room.

"Dawg Talk" Radio Show

Coach Dan Mullen's weekly, one-hour call-in radio show airs live at 7 p.m. CT each Thursday during the season from The Veranda in Starkville. It can be heard on 100.9 FM in Starkville, for free at HailState.com or via the TuneIn app.

MSU Players/Assistant Coaches

Monday Post Practice - Defense

Defensive players and defensive assistant coaches, including defensive coordinator Todd Grantham, are available by request following Monday's practice in the media room at the Seal Football Complex. Please email all player/assistant coach requests to Bill Martin (BMartin@athletics.msstate.edu), Andrew Piper (APiper@athletics.msstate.edu) and Taylor Shirey (tshirey@athletics.msstate.edu) 24 hours in advance.

Tuesday Post Practice - Offense

Offensive players and offensive assistant coaches are available by request following Tuesday's practice in the media room at the Seal Football Complex. Please email all player/assistant coach requests to Bill Martin (BMartin@athletics.msstate.edu), Andrew Piper (APiper@athletics.msstate.edu) and Taylor Shirey (tshirey@athletics.msstate.edu) 24 hours in advance.

Postgame

Player requests for postgame interviews will be taken in the fourth quarter. For home games, players will be available following Coach Dan Mullen's press conference in the Seal M-Club Center. For road games, players will be available after Mullen's press conference outside the locker room. The locker room is off limits to the media. MSU players may not be approached on the field following games for interviews.

MSU Athletic Communications

Phone (662) 325-8881
Mailing Address: P.O. Box 5308, Mississippi State, MS 39762
Overnight Address: Bryan Building, 288 Lakeview Drive, Mississippi State, MS 39762

Football Contacts

Bill Martin, Associate Athletic Director/Communications

Email: BMartin@athletics.msstate.edu
Office: (662) 325-0967 • Cell: (662) 418-3821 • Twitter: @MSUBillMartin

Andrew Piper, Assistant Director/Communications

Email: APiper@athletics.msstate.edu
Office: (662) 325-0972 • Cell: (662) 418-9183 • Twitter: @ADPiper7

Taylor Shirey, Assistant Director/Communications

Email: TShirey@athletics.msstate.edu
Cell: (256) 899-6482 • Twitter: @Taylor_Shirey14

Other Important Phone Numbers

Davis Wade Stadium at Scott Field Press Box..... (662) 325-3776
MSU Football Office..... (662) 325-2534
HailState Productions (Television) (662) 325-1262
MSU Athletic Ticket Office (662) 325-2600
MSU Athletic Director's Office (662) 325-8082

CollegePressBox.com

CollegePressBox.com serves as a one-stop shop for all needs regarding college football. Members can access player headshots, media guides and more for all FBS schools. Login information will be distributed to accredited media or by applying for a password by sending an email to password@collegepressbox.com.

| 30 MONDAY | 31 TUESDAY | 1 WEDNESDAY | 2 THURSDAY | 3 FRIDAY | 4 SATURDAY | 5 SUNDAY |
|--|--|--|---|-------------|---|--------------------------------------|
| Coach Mullen Press Conference 1 p.m. Seal Media Room SECNetwork+ Requested Defensive Assistant Coaches/Defensive Players 7:10 p.m. in Seal Media Room | Requested Offensive Assistant Coaches/Offensive Players 6:10 p.m. in Seal Media Room | Coach Mullen on SEC Teleconference 11:50 a.m. Passcode available from SEC | "Dawg Talk" with Dan Mullen Radio Show 7 p.m. at The Veranda 100.9 FM or HailState.com/plus | | Game 9: MSU vs. UMass 11 a.m. CT • SECN Davis Wade Stadium Coach Mullen and selected players will be available after the game in the M Club Room (access via the Southwest portion of Davis Wade Stadium) | Off Day no media availability |



DAN MULLEN

2014 NATIONAL COACH OF THE YEAR • 2014 AP SEC COACH OF THE YEAR
NINTH SEASON • [@COACHDANMULLEN](#)

PERSONAL

Birthdate: April 27, 1972

Age: 45

Hometown: Manchester, N.H.

Education: 1994 – Bachelor's Degree in Exercise and Sport Science from Ursinus College; 1996 – Master's Degree in Education from Wagner College

Wife: Megan

Children: Canon and Breelyn Elisabeth

COACHING EXPERIENCE

| | |
|---------|--|
| 2009-p | Mississippi State (Head Coach) |
| 2005-08 | Florida (Offensive Coordinator/ Quarterbacks) |
| 2003-04 | Utah (Quarterbacks) |
| 2001-02 | Bowling Green (Quarterbacks) |
| 1999-00 | Notre Dame (Graduate Assistant Offense) |
| 1998 | Syracuse (Graduate Assistant Offense) |
| 1996-97 | Columbia (Wide Receivers) |
| 1994-95 | Wagner (Wide Receivers) |

BY THE NUMBERS

| | |
|-----|--|
| 67 | Overall wins (2nd in MSU history) |
| 9 | Wins over Top 25 teams (tied MSU record) |
| 5 | Bowl game victories (MSU record) |
| 7 | Straight bowl games (MSU record) |
| 5 | Egg Bowl wins (2nd in MSU history) |
| 22 | NFL Draft picks since 2010 |
| 111 | Statistical Records set in Mullen era |
| 4 | Wins over Top 10 teams (MSU record) |
| 10 | Weeks ranked in Top 10 (MSU record) |
| 5 | 30-Win Senior Classes (MSU record) |
| 5 | Weeks ranked No. 1 (MSU record) |
| 50 | MSU players who have reached the NFL |
| 3 | QBs coached who are current NFL starters |

MSU WINNING PCT. SINCE 1938

| Coach (minimum 3 years) | Rec. | Pct. |
|--------------------------------|---------|------|
| 1. ^Allyn McKeen (1939-48) | 65-19-3 | .764 |
| 2. Dan Mullen (2009-p) | 67-44 | .604 |
| 3. Jackie Sherrill (1991-2003) | 75-75-2 | .500 |

^ - College Football Hall of Famer

MSU BOWL VICTORIES

| Coach | App. | Wins |
|--------------------------------|------|------|
| 1. Dan Mullen (2009-p) | 7 | 5 |
| 2. Jackie Sherrill (1991-2003) | 2 | 2 |
| 3. 4 coaches | sev. | 1 |

Consistency and longevity are two of the ultimate measures of a successful head coach. Few have personified that more than Dan Mullen, and he's achieved that in college football's toughest division. The 45-year-old is in his ninth season in Starkville after guiding the Bulldogs into unprecedented territory. That includes the fastest ascent from unranked to No. 1 in college football history and a school-record seven straight bowl games.

Mullen has surpassed College Football Hall of Famer Allyn McKeen (65-19-3) for second in Bulldog all-time wins. In 2017, Mullen also tied McKeen as the second-longest tenured coach in school history. Mullen's winning percentage ranks second in MSU annals among those who have coached six or more years. Only McKeen's .764 from 1939-48 is better.

Mullen has cemented the Bulldogs as one of the best in the SEC West as MSU ranks third in victories since 2014 (31) in college football's toughest division, which has produced a national title game finalist in 10 out of the last 11 years. He is the SEC's second-longest tenured current head coach behind only Alabama's Nick Saban (11th year).

Mullen has produced three seasons of at least nine victories in the last seven years, including the school's first back-to-back nine-win seasons in 2014 and 2015. To put in perspective, there were only four nine-win seasons at State in the 109 years prior to Mullen's arrival.

Bowl games have become the norm at State under Mullen's guidance. Prior to his arrival, the school record for consecutive bowl game appearances was three from 1998-2000. MSU is currently on a stretch of a school-record seven straight bowl appearances with its most recent triumph in the 2016 St. Petersburg Bowl. No other coach has been to more bowl games (seven) or won more bowl games (five) at MSU than Mullen. The Bulldogs are one of five SEC teams to earn a bowl berth every season this decade, and MSU is second in the league in bowl game wins (five) since 2010. Only five teams have held the No. 1 ranking since the start of the 2014 season – Alabama, Clemson, Florida State, Ohio State and Mississippi State.

No coach in school history had ever been a finalist for a national coach of the year honor until Mullen won the Maxwell Football Club's

National Coach of the Year award in 2014. He also claimed the Associated Press SEC Coach of the Year award that same fall that MSU reached No. 1. On top of that, Mullen has shined in the Egg Bowl, owning a 5-3 record against Ole Miss. His five wins against the in-state rival ranks second in school history, while his .625 winning percentage against the Rebels is the best by an MSU coach since Sid Robinson's 4-0 mark from 1917-19 (minimum three years).

Player development has been key in Mullen's eight previous seasons. Twenty-two Bulldogs have been chosen in the NFL Draft under Mullen's watch since 2010. What has proven to be even more impressive is how successful those players are when they reach the next level. The 2016 NFL season saw a school-record three Bulldogs – Dak Prescott, Fletcher Cox and K.J. Wright – reach the NFL Pro Bowl in Orlando. All three developed under Mullen at State. Prescott was the fifth SEC player to win NFL Rookie of the Year since its inception in 2002.

Off the field, Mullen's players are constant achievers in the classroom and the community donating countless hours to the Starkville area and state of Mississippi. A school-record 31 Bulldogs were named to the 2016 SEC Fall Academic Honor Roll, which ranked among the top five in the league. During Mullen's entire tenure at MSU, 166 players have earned the distinction of SEC Honor Roll recipient. State is tied for the SEC lead in number of National Football Foundation National Scholar-Athletes produced since 2010 with two.

The Mullen's created the Mullen Family 36 Foundation, raising close to \$500,000 for charity in the last five years. The foundation has impacted the lives of 36 different children's charities throughout the state of Mississippi and annually chooses a deserving student for a college scholarship. In the spring of 2017, the foundation hosted its first golf classic, bringing back former Bulldogs and celebrities that raised over \$100,000 for children's charities.

Mullen crossed a bucket list item off in April 2016. He received a sponsorship exemption through Adidas to run the 120th Boston Marathon, which he completed in 4:28:35. In the process, the Mullen 36 Family Foundation raised over \$60,000 through race donations.

MULLEN'S YEAR-BY-YEAR RECORD

| Year | School | Overall Record | SEC Record | Noteable |
|---------------|-------------------|---------------------|---------------------|--------------------------------------|
| 2009 | Mississippi State | 5-7 | 3-5 | def. #20 Ole Miss, 41-27 |
| 2010 | Mississippi State | 9-4 | 4-4 | Gator Bowl champs; def. Michigan |
| 2011 | Mississippi State | 7-6 | 2-6 | Music City Bowl champs |
| 2012 | Mississippi State | 8-5 | 4-4 | Gator Bowl; won first seven games |
| 2013 | Mississippi State | 7-6 | 3-5 | Liberty Bowl champs |
| 2014 | Mississippi State | 10-3 | 6-2 | Orange Bowl, first No. 1 ranking |
| 2015 | Mississippi State | 9-4 | 4-4 | Belk Bowl champs |
| 2016 | Mississippi State | 6-7 | 3-5 | St. Petersburg Bowl, Egg Bowl champs |
| 2017 | Mississippi State | 6-2 | 3-2 | |
| TOTALS | | 67-44 (.604) | 32-37 (.464) | |

SERIES GAME-BY-GAME

MSU leads, 1-0

9/25/2016: MSU, 47-35 at Foxborough

THE SERIES: MSU VS. UMASS

This will be the second meeting between MSU and UMass ... UMass is one of four independents at the FBS level in football, joining Army, BYU and Notre Dame ... MSU faced BYU earlier this season ... MSU and UMass scheduled a three-game series signed in June 2015 ... The Bulldogs played at Gillette Stadium in Foxborough last season and UMass returns the trip this year and again on Oct. 17, 2020 in Starkville.

THE LAST MEETING

MSU 47 Sept. 25, 2016 • Gillette Stadium
UMass 35 Foxborough, Mass. • 13,074

Nick Fitzgerald accounted for 415 yards of total offense and three touchdowns as MSU used a second-half offensive surge to beat UMass, 47-35, in Gillette Stadium, the home of the New England Patriots. It was the Bulldogs' first contest in the Northeast since 1986 and a homecoming for head coach **Dan Mullen**, who grew up in nearby Manchester, N.H. MSU trailed 14-6 with less than two minutes remaining in the first half before finding a rhythm. Fitzgerald led the Bulldogs 65 yards in 80 seconds, hitting Fred Ross for a 9-yard touchdown to make it a one-point game at the half. In the third quarter, the two connected for a 46-yard touchdown before UMass scored to retake the lead. Then the Bulldogs scored two touchdowns just 17 seconds apart, on **Aeris Williams'** 16-yard run and then another on the next play from scrimmage when Jamoral Graham returned an interception 38 yards for a score. It was his first career pick. UMass made it interesting early in the fourth quarter but Ashton Shumpert put the game away on a 12-yard score. Fitzgerald finished with just the second 300-yard passing/100-yard rushing game in school history. **Brandon Bryant** and Johnathan Calvin had a team-high nine tackles. Calvin also recorded his first career interception and had two tackles for loss. Ross finished with his first 100-yard receiving game of the year.

THE NOTEBOOK

MORE NOTABLES

- Under **Dan Mullen** (since 2009), State is 60-4 when leading at the half and 61-2 when leading at the end of the third quarter.
- MSU was picked to finish sixth in the SEC West standings at SEC Media Days. The Bulldogs have finished ahead of where they were projected in five straight seasons and six times in eight years under **Dan Mullen**. State is currently tied for fourth place in the 2017 SEC West standings.
- The Bulldogs are ranked fifth in the SEC among NCAA Academic Progress Rate (APR) with a score of 974, which is eight points above the national average. MSU's high APR score allowed the Bulldogs to earn a berth to the St. Petersburg Bowl last season.
- The Bulldogs' 35 first downs against BYU in Week 7 were a school record, breaking the previous mark of 33 set against Georgia Tech in the 2014 Orange Bowl. Twelve times under **Dan Mullen**, State has accumulated 30 first downs or more in a game.
- MSU produced its first defensive shutout since 2014 in the opener against Charleston Southern. Meanwhile, the Bulldogs' offense hasn't been shutout in 110 consecutive games, the sixth-longest current streak in the SEC. The Bulldogs have scored in every game under head coach **Dan Mullen**.
- The Bulldogs have 30 years of NFL coaching experience on the staff, which is the seventh most in the FBS. Defensive coordinator **Todd Grantham** coached 11 years in the NFL, while defensive line coach **Brian Baker** spent 19 years in the pros.

MULLEN AT 67 WINS, NOW SECOND IN MSU HISTORY

Dan Mullen has surpassed College Football Hall of Famer Allyn McKeen as the second-winningest coach in school history (67 wins). Mullen is also tied with McKeen as the second-longest tenured coach in MSU history (by years). Mullen is in his ninth year and is coaching in his 112th game this weekend vs. UMass. Only Jackie Sherrill (152) has coached in more MSU games than Mullen. Mullen is just eight wins shy of tying Sherrill for first place in Bulldog victories. Mullen is the SEC's second-winningest coach among current head coaches behind only Nick Saban. In an era of coaching transactions, Mullen has turned MSU into a winner in college football's toughest division that has produced a national title game finalist in 10 out of the last 11 years.

Top 5 Winningest MSU Coaches (in terms of victories)

| | Head Coach | Years | Tenure | Record | Pct. |
|----|-------------------|----------|---------------------|--------------|-------------|
| 1. | Jackie Sherrill | 13 | 1991-2003 | 75-75-2 | .500 |
| 2. | Dan Mullen | 9 | 2009-Present | 67-44 | .604 |
| 3. | Allyn McKeen | 9 | 1939-48 | 65-19-3 | .764 |
| 4. | Emory Bellard | 7 | 1979-85 | 37-42 | .468 |
| 5. | W.D. Chadwick | 5 | 1909-13 | 29-12-2 | .698 |

Quickest to 65 Wins

| Head Coach | Years | Tenure | Games to win 65 |
|-------------------|----------|---------------------|---|
| Allyn McKeen | 9 | 1939-48 | 87 (8 of the 87 vs. ranked opponents) |
| Dan Mullen | 9 | 2009-Present | 109 (41 of the 109 vs. ranked opponents) |
| Jackie Sherrill | 13 | 1991-2003 | 126 (33 of the 126 vs. ranked opponents) |

Top 5 Longest Tenured MSU Coaches (by years)

| Head Coach | Years | Tenure | Record | Pct. |
|----------------------|----------|---------------------|--------------|-------------|
| 1. Jackie Sherrill | 13 | 1991-2003 | 75-75-2 | .500 |
| 2. Dan Mullen | 9 | 2009-Present | 67-44 | .604 |
| Allyn McKeen | 9 | 1939-48 | 65-19-3 | .764 |
| 4. Emory Bellard | 7 | 1979-85 | 37-42 | .468 |
| 5. W.D. Chadwick | 5 | 1909-13 | 29-12-2 | .698 |
| Rockey Felker | 5 | 1986-90 | 21-34 | .382 |

PUTTING UP POINTS

State is putting up points an impressive clip, scoring at least 35 points in six of its eight games this year and at least 35 points in 11 out of its last 15 games dating back to last season's Kentucky game on Oct. 22. The Bulldogs have scored at least 30 points in 54 of the 111 games under Dan Mullen (48.6 percent). MSU is 55-10 when scoring 25 or more points under Mullen. The Bulldogs have scored at least 35 points in three straight games and all four home games this year.

MSU 35-7 IN NON-CONFERENCE GAMES UNDER MULLEN

The Bulldogs are 35-7 in all non-SEC games under **Dan Mullen**, including a 30-5 mark in the regular season. State has won five in a row over non-conference teams. Under Mullen, the Bulldogs are 21-3 against non-SEC foes at home with losses coming in his first season of 2009 (Georgia Tech, Houston) and last season (South Alabama). The Bulldogs have outscored non-conference opponents 141-31 this year.

THE TODD GRANTHAM EFFECT

Todd Grantham has made an immediate splash in his first year as defensive coordinator in Starkville. Grantham is in his 11th season as a defensive coordinator and fifth season as a defensive coordinator in the SEC. He spent four years at Georgia. In the spring, he stressed building a "fast, physical and aggressive defense" and it has translated in 2017:

| Category | '17 Stats | '17 Rank SEC (FBS) | Best at MSU Since | '16 Stats | '16 Rank SEC (FBS) | Improve |
|--------------------|-----------|--------------------|-------------------|-----------|--------------------|---------|
| Total Defense | 281.8 | 3rd (6th) | 1999 (222.5) | 459.1 | 12th (110th) | -177.3 |
| Pass Defense | 158.0 | 3rd (4th) | 1989 (145.4) | 281.5 | 14th (120th) | -123.5 |
| Rush Defense | 123.8 | 3rd (22nd) | 2010 (119.1) | 177.5 | 7th (70th) | -53.7 |
| First Down Defense | 12.6 | 1st (1st) | 1963 (10.2) | 22.9 | 12th (98th) | -10.3 |
| Scoring Defense | 17.4 | 4th (12th) | 1999 (13.5) | 31.8 | 13th (93rd) | -14.4 |
| Yards Per Play | 4.8 | 4th (22nd) | 1999 (3.3) | 6.2 | 13th (103rd) | -1.4 |

30-WIN SENIOR CLASSES IN MSU HISTORY

The victory against Texas A&M was the 2017 senior class' 31st and they are the ninth MSU senior class to reach the 30-win mark. The 2017 class is now tied for fifth in senior class victories, three shy of tying the school record of 34 set by the 1942 and 2015 squads. With one more victory they would move into a tie for fourth. Of the nine in the 118-year history of the program, five have occurred under head coach **Dan Mullen**.

30-Win MSU Senior Classes

1942: 34-5-2

2015: 34-15*

2000: 33-15

2014: 32-21*

2017: 31-16*

2013: 31-19*

2016: 31-20*

1941: 30-9-2

1999: 30-17

* - denotes Mullen Era

ELITE RUSHING ATTACK

• MSU is one of two FBS programs who have a QB-RB duo each averaging over 80.0 yards per game rushing, joining triple-option threat Georgia Tech (TaQuon Marshall-KirVonte Benson).

Aeris Williams is averaging 82.8 yards per game, while **Nick Fitzgerald** is tops on the squad with 83.2 ypg.

• State has rushed for over 250 yards six times this season and is 6-0 in those contests. The

QUICK FACTS

| | |
|----------------------|--------------------------------------|
| Location | Starkville, Miss. |
| Founded | February 28, 1878 |
| Nickname | Bulldogs |
| Enrollment | 21,622 |
| President | Dr. Mark Keenum |
| Athletic Director | John Cohen |
| Faculty Rep | Dr. Steven Turner |
| Conference | Southeastern (West) |
| Colors | Maroon and White |
| Stadium | Davis Wade Stadium at Scott Field |
| Capacity | 61,337 |
| Playing Surface | Hybrid Bermuda |
| First Year Football | 1895 |
| Years of Football | 118th |
| All-Time Record | 552-570-40 (.491) |
| All-Time SEC Record | 191-359-12 (.349) |
| All-Time Bowl Record | 12-8 (.600) |

2017 HONORS

Dan Mullen • Head Coach

Dodd Trophy National Coach of the Week (vs. LSU)

Deion Calhoun • OL • Jr.

SEC Offensive Lineman of Week (vs. UK)

Logan Cooke • P • Sr.

Ray Guy Award Watch List

Nick Fitzgerald • QB • Jr.

Maxwell Award Semifinalist

Second-Team All-SEC (Coaches, Media)

Davey O'Brien Award Watch List

Johnny Unitas Golden Arm Award Watch List

Maxwell Award National Player of the Week

(vs. LSU)

Davey O'Brien Award QB of the Week (vs. LSU)

(vs. LSU)

Manning Award Star of the Week (vs. LSU)

SEC Offensive Player of the Week (vs. LSU, at Texas A&M)

(vs. LSU)

Gabe Myles • WR • Sr.

Wuerffel Award Watch List

AFCA Good Works Team

Martinas Rankin • OT • Sr.

Second-Team All-American (CFN)

Second-Team All-SEC (Coaches, Media)

Jeffery Simmons • DT • So.

Bednarik Award Semifinalist

SEC Defensive Lineman of the Week (at LA Tech, vs. LSU)

(vs. LSU)

Second-Team All-SEC (Athlon Sports)

Montez Sweat • LB/DE • Jr.

SEC Defensive Lineman of the Week (vs. Kentucky, at Texas A&M)

(vs. Kentucky, at Texas A&M)

Aeris Williams • RB • Jr.

Doak Walker Award Watch List

Darryl Williams • OL • So.

SEC Offensive Lineman of Week (vs. LSU)

BULLDOG TRENDS

| | 2017 | Mullen | Streak |
|------------------|------|--------|--------|
| August | 0-0 | 1-1 | L1 |
| September | 3-2 | 23-12 | L2 |
| October | 3-0 | 25-11 | W4 |
| November | 0-0 | 14-18 | W1 |
| December-January | 0-0 | 5-2 | W2 |

MSU's Conference Record...

| | | | |
|-------------|-----|-------|----|
| at home | 2-0 | 18-17 | W2 |
| on the road | 1-2 | 13-21 | W1 |

MSU's Non-Conference Record...

| | | | |
|-------------|-----|------|----|
| at home | 2-0 | 21-3 | W3 |
| on the road | 1-0 | 9-1 | W1 |
| neutral | 0-0 | 5-3 | W2 |

MSU vs. Ranked Opponents...

| | | | |
|-------------|-----|------|----|
| overall | 2-2 | 9-33 | W1 |
| at home | 1-0 | 5-15 | W2 |
| on the road | 1-1 | 4-15 | L6 |
| neutral | 0-0 | 0-3 | L3 |
| vs. Top 10 | 0-0 | 4-14 | L1 |

MSU's Record in Games...

| | | | |
|--------------------------|-----|-------|----|
| decided by 7 pts or less | 0-0 | 16-13 | W2 |
| decided by 3 pts or less | 0-0 | 4-4 | W1 |
| Road during the day | 0-0 | 8-9 | W1 |
| Road at night | 2-2 | 14-13 | W1 |
| Home during the day | 3-0 | 18-7 | W5 |
| Home at night | 1-0 | 21-12 | W1 |

MSU's Record When Scoring...

| | | | |
|---------------------|-----|-------|----|
| less than 20 points | 0-2 | 6-24 | L2 |
| 20 or more points | 6-0 | 35-14 | W7 |
| 25 or more points | 6-0 | 55-10 | W7 |

MSU's Record When Allowing...

| | | | |
|--------------------|-----|-------|-----|
| 14 or fewer points | 5-0 | 33-1 | W24 |
| 24 or fewer points | 5-0 | 55-11 | W7 |
| 25+ points | 0-2 | 11-33 | L4 |

MSU's Record When...

| | | | |
|-----------------------------|-----|-------|-----|
| MSU scores first | 5-0 | 47-10 | W7 |
| Opponent scores first | 1-2 | 20-34 | L2 |
| Leading after the 1st qtr | 5-0 | 48-7 | W8 |
| Trailing after the 1st qtr | 0-2 | 11-28 | L2 |
| Leading at halftime | 6-0 | 60-4 | W9 |
| Trailing at halftime | 0-2 | 6-37 | L2 |
| Leading after the 3rd qtr | 6-0 | 61-2 | W11 |
| Trailing after the 3rd qtr | 0-2 | 4-39 | L2 |
| Tied going into the 4th qtr | 0-0 | 0-0 | L1 |

MSU's Record With...

| | | | |
|--------------------------|-----|-------|----|
| less than 300 yards | 0-1 | 0-1 | L4 |
| 400+ yards total offense | 5-0 | 36-11 | W6 |
| 500+ yards total offense | 2-0 | 27-6 | W3 |
| 600+ yards total offense | 0-0 | 4-2 | W3 |
| less than 100 yards rush | 0-0 | 4-10 | L3 |
| 100+ yards rushing | 6-2 | 33-18 | W3 |
| 150+ yards rushing | 6-2 | 31-15 | W3 |
| 200+ yards rushing | 6-0 | 36-7 | W7 |
| 250+ yards rushing | 5-0 | 27-6 | W8 |
| less than 200 yards pass | 3-2 | 26-24 | W2 |
| 300+ yards passing | 0-0 | 15-6 | L1 |
| 350+ yards passing | 0-0 | 6-1 | W5 |
| 400+ yards passing | 0-0 | 2-1 | W2 |
| 450+ yards passing | 0-0 | 1-1 | W1 |

Bulldogs have eclipsed 250 rushing yards in 10 out of their last 15 games dating back to the Kentucky game on Oct. 22 last season. MSU has won nine in a row when rushing for over 250 yards.

• MSU is averaging 260.0 yards per game on the ground, which is third in the SEC and 13th nationally. That tally is the best by a Bulldog squad since 1980 when it put up a school-record 280.5 yards per game.

MSU RB/QB HAVE NOT LOST A FUMBLE THIS SEASON

MSU's quarterbacks and running backs have not lost a fumble this season. The Bulldogs' first lost fumble occurred with 0:37 remaining in the Week 6 game against BYU when **Keith Mixon** fumbled on a kickoff. State still has not LOST a fumble on any offensive possession this season, which includes all 375 rushing attempts this year. The Bulldogs have fumbled only twice on their 375 carries this season when **Keytaon Thompson** did late in the fourth quarter at Auburn on Sept. 30 and **Aeris Williams** did on the first drive of the third quarter at Texas A&M on Oct. 28. MSU recovered both of those fumbles. The Bulldogs have gone 36 consecutive quarters (nine straight games) without a lost fumble on an offensive possession. MSU has carried it 423 consecutive times without a lost fumble on offense (Egg Bowl last year last lost one). MSU leads the SEC and is tied for third in the nation in fewest fumbles LOST with one. The Bulldogs are second in the nation in fewest total fumbles (4). In **Nick Fitzgerald's** 317 career carries, he's lost a fumble three times (twice vs. Auburn in 2016 and once at UMass in 2016).

Consecutive Carries Without A Fumble

| Player | Consecutive Carries W/O Fumble | Last Fumble |
|--------------------|--------------------------------|--|
| QB Nick Fitzgerald | 141 | 4Q vs. Texas A&M, 11/5/16 (recovered it) |
| RB Dontavian Lee | 44 | never fumbled |
| RB Nick Gibson | 44 | never fumbled |
| RB Aeris Williams | 4 | 3Q at Texas A&M, 10/28/17 (recovered it) |
| RB Kylin Hill | 4 | 2Q at Texas A&M, 10/28/17 (recovered it) |

Consecutive Carries Without A Lost Fumble

| Player | Consecutive Carries W/O Lost | Last Lost Fumble |
|--------------------|------------------------------|--|
| RB Aeris Williams | 310 | 3Q at Texas A&M, 10/3/15 (6:05) |
| QB Nick Fitzgerald | 240 | 2Q vs. Auburn, 10/8/16 (1:45 on clock) |
| RB Kylin Hill | 50 | never lost a fumble |
| RB Dontavian Lee | 44 | never lost a fumble |
| RB Nick Gibson | 44 | never lost a fumble |

WINS BY SEC WEST TEAMS SINCE START OF 2014 SEASON

MSU has been a model of consistency in the difficult SEC West as the Bulldogs have won the second-most games in the division since the start of the 2014 season. A look at the list:

1. Alabama - 48

2. LSU - 31

Mississippi State - 31

4. Texas A&M - 29

Auburn - 29

6. Ole Miss - 27

7. Arkansas - 25

500 YARD TOTAL OFFENSE GAMES BY SEC TEAMS SINCE 2014

Mississippi State leads the SEC with 20 500-yard total offense games since 2014. The Bulldogs racked up five 500-yard offense games a season ago and did so again with 555 yards in the season-opening win over Charleston Southern and 546 against BYU in Week 6. The full list since 2014:

1. Mississippi State - 20

2. Ole Miss - 18

3. Alabama - 17

4. Texas A&M - 16

5. Auburn - 16

6. Missouri - 11

7. Tennessee - 10

LSU - 10

9. Kentucky - 8

Arkansas - 8

11. Georgia - 7

12. Florida - 5

South Carolina - 5

14. Vanderbilt - 4

FITZGERALD ONE OF THE NATION'S BEST SIGNAL CALLERS

Junior **Nick Fitzgerald** is in his second season as a starter and owns a 12-9 record as a starter.

- At 6-foot-5, 230 pounds, Fitzgerald was Dak Prescott's primary backup in 2015 before taking the reins. He was offered by only two schools coming out of Richmond Hill (Ga.) High School, MSU and Middle Tennessee. Richmond Hill ran an option style offense and threw only 78 passes as a senior. He played wide receiver as a junior before moving to quarterback.

- Fitzgerald owns the SEC career record for 100-yard rushing games by a QB with 12. He's coming off three straight 100-yard rushing contests, including 103 vs. BYU, 115 vs. Kentucky and 105 at Texas A&M. Fitzgerald has rushed for 100 yards in 10 of his last 15 games. He's done it four times this season.

- Fitzgerald's 12 100-yard rushing games already rank third in MSU career history among all positions:

MSU Career 100-Yard Rushing Games

| Player | Games | Years |
|------------------------|-----------|---------------------|
| 1. Anthony Dixon | 17 | 2006-09 |
| 2. Jerious Norwood | 13 | 2002-05 |
| 3. James Johnson | 12 | 1997-98 |
| Walter Packer | 12 | 1973-76 |
| Nick Fitzgerald | 12 | 2015-present |
| 6. Vick Ballard | 10 | 2010-11 |
| Dicenzo Miller | 10 | 1998-01 |
| Michael Davis | 10 | 1991-94 |
| Michael Haddix | 10 | 1979-82 |
| 10. Dak Prescott | 9 | 2012-15 |
| Don Smith | 9 | 1983-86 |

- Fitzgerald is the sixth QB in SEC history to rush for over 2,000 yards in a career. Three of the top six were MSU players (Fitzgerald, Dak Prescott and John Bond) and three of the six were also coached by **Dan Mullen** (Fitzgerald, Tim Tebow and Prescott). Fitzgerald is one yard away from tying Johnny Manziel for fifth place.

SEC Career QB Rushing Yards

| Player | Team | Years | Yards |
|---------------------------|------------|---------------|--------------|
| 1. Tim Tebow | UF | 2006-09 | 2,947 |
| 2. Matt Jones | ARK | 2001-04 | 2,535 |
| 3. Dak Prescott | MSU | 2012-15 | 2,521 |
| 4. John Bond | MSU | 1980-83 | 2,280 |
| 5. Johnny Manziel | A&M | 2012-13 | 2,169 |
| 6. Nick Fitzgerald | MSU | 2015-p | 2,168 |

- Fitzgerald is just 217 yards shy of the MSU career top 10 in rushing yards.

MSU Career Rushing Yards

| Player | Yds. | Years | Att. | Avg. |
|---------------------------|-------------|---------------|------------|------------|
| 1. Anthony Dixon | 3994 | 2006-09 | 910 | 4.4 |
| 2. Jerious Norwood | 3212 | 2002-05 | 573 | 5.6 |
| 3. Walter Packer | 2820 | 1973-76 | 483 | 5.8 |
| 4. Michael Davis | 2721 | 1991-94 | 578 | 4.7 |
| 5. Michael Haddix | 2558 | 1979-82 | 425 | 6.0 |
| 6. LaDarius Perkins | 2554 | 2010-13 | 530 | 4.8 |
| 7. Dak Prescott | 2521 | 2012-15 | 536 | 4.7 |
| 8. James Johnson | 2452 | 1997-98 | 453 | 5.4 |
| 9. Dennis Johnson | 2284 | 1974-77 | 428 | 5.3 |
| 10. John Bond | 2280 | 1980-83 | 572 | 4.0 |
| -- Nick Fitzgerald | 2168 | 2015-p | 317 | 6.8 |

- Fitzgerald has been responsible for 66 career touchdowns. Fitzgerald and Dak Prescott are the only two players in school history to rush for 25+ touchdowns and throw for 25+ touchdowns.

MSU Career Touchdowns Responsible

| Player | Years | Rush | Pass | TDs |
|---------------------------|---------------|-----------|-------------|-----------|
| 1. Dak Prescott | 2012-15 | 41 | 70 & 3 rec. | 114 |
| 2. Nick Fitzgerald | 2015-p | 29 | 37 | 66 |
| 3. Don Smith | 1983-86 | 21 | 31 | 52 |
| 4. Anthony Dixon | 2006-09 | 46 | 0 | 46 |
| 5. Tyler Russell | 2010-13 | 3 | 42 | 45 |

- Fitzgerald ranks second in the SEC in rushing touchdowns and leads all SEC QBs this season with 10. He has rushed for multiple touchdowns in a game four times this season and 12 times in his career. The BYU game was the seventh time in Fitzgerald's career that he has thrown for multiple TDs and rushed for multiple TDs in the same game. Three times this year he has done that: Louisiana Tech, LSU and BYU.

- Fitzgerald owns 68 rushes of 10 or more yards in his career, including 19 this season which is fourth among all SEC players. Since the start of the 2016 season, Fitzgerald has produced the second-most 10+ yard rushes (64) in the SEC.

CAREER GAMES PLAYED/STARTED

| Player | '14 | '15 | '16 | '17 | Total |
|--------------------|------|-------|-------|-----|-------|
| Johnathan Abram | -- | -- | -- | 8/3 | 8/3 |
| Fletcher Adams | -- | -- | 11/0 | 8/3 | 19/3 |
| Stephen Adegoke | -- | -- | -- | 3/0 | 3/0 |
| Joel Baldwin | -- | -- | -- | 1/0 | 1/0 |
| Hunter Bradley | 3/0 | 12/0 | 13/0 | 8/0 | 36/0 |
| Bennie Braswell | -- | -- | -- | 1/0 | 1/0 |
| Tre Brown | -- | -- | -- | 8/0 | 8/0 |
| Brandon Bryant | -- | 13/8 | 13/10 | 8/6 | 34/24 |
| Logan Burnett | -- | -- | -- | 2/0 | 2/0 |
| Deion Calhoun | -- | 13/1 | 9/9 | 8/8 | 30/18 |
| Korey Charles | -- | -- | -- | 2/0 | 2/0 |
| Jace Christmann | -- | -- | -- | 8/0 | 8/0 |
| Tolando Cleveland* | 13/0 | 13/10 | -- | 8/7 | 46/17 |
| Ronald Cochran | -- | 4/0 | 1/0 | 4/0 | 9/0 |
| Logan Cooke | 9/0 | 13/0 | 10/0 | 8/0 | 40/0 |
| Jamal Couch | -- | -- | 11/0 | 8/0 | 19/0 |
| Cameron Dantzler | -- | -- | -- | 8/0 | 8/0 |
| Tucker Day | -- | -- | -- | 2/0 | 2/0 |
| Malik Dear | -- | 11/0 | 12/9 | 0/0 | 23/9 |
| Lashard Durr | -- | -- | 13/7 | 8/4 | 21/11 |
| Greg Eiland | -- | -- | -- | 8/3 | 8/3 |
| Nick Fitzgerald | -- | 8/0 | 13/13 | 8/8 | 29/21 |
| Willie Gay Jr. | -- | -- | -- | 8/0 | 8/0 |
| Nick Gibson | -- | -- | 3/0 | 8/0 | 11/0 |
| Donald Gray | -- | 13/0 | 13/13 | 8/8 | 34/21 |
| J.T. Gray | 6/0 | 13/0 | 13/10 | 8/5 | 40/15 |
| Farrod Green | -- | -- | 12/8 | 8/8 | 20/16 |
| Gerri Green | -- | 13/1 | 13/0 | 8/8 | 34/9 |
| Aaron Hamaker | -- | 3/0 | 11/0 | 4/0 | 18/0 |
| Dez Harris | 6/0 | 7/0 | 13/0 | 8/8 | 34/8 |
| Grant Harris | -- | 5/0 | 6/0 | 8/0 | 19/0 |
| Kylin Hill | -- | -- | -- | 8/0 | 8/0 |
| Braxton Hoyett | -- | 7/0 | 13/0 | 7/6 | 27/6 |
| Jesse Jackson | -- | 12/0 | 13/1 | 8/4 | 33/5 |
| Elgton Jenkins | -- | 11/3 | 12/5 | 8/8 | 31/16 |
| Justin Johnson | -- | 11/0 | 13/2 | 8/0 | 32/2 |
| Dontea Jones | -- | -- | -- | 4/0 | 4/0 |
| Kendell Jones | -- | -- | 1/0 | 4/0 | 5/0 |
| Kobe Jones | -- | -- | -- | 8/0 | 8/0 |
| Traver Jung | -- | -- | 13/2 | 6/0 | 19/2 |
| Dontavian Lee | -- | 10/0 | 13/0 | 8/0 | 31/0 |
| Leo Lewis | -- | -- | 13/13 | 8/7 | 21/20 |
| Mark McLaurin | -- | 12/0 | 13/6 | 8/8 | 33/14 |
| Cameron Miller | -- | -- | -- | 1/0 | 1/0 |
| Blake Mitchell | -- | -- | -- | 2/0 | 2/0 |
| Osirus Mitchell | -- | -- | -- | 5/0 | 5/0 |
| Keith Mixon | -- | -- | 13/1 | 7/6 | 20/7 |
| Harrison Moon | -- | -- | 12/0 | 8/0 | 20/0 |
| C.J. Morgan | -- | -- | -- | 7/0 | 7/0 |
| Alec Murphy | -- | -- | 4/0 | 6/0 | 10/0 |
| Gabe Myles | 13/3 | 10/0 | 13/4 | 4/4 | 39/10 |
| Travis O'Connor | -- | -- | -- | 1/0 | 1/0 |
| Dareau Parker | -- | -- | -- | 8/0 | 8/0 |
| Allen Perkins | -- | -- | -- | 2/0 | 2/0 |
| Jamal Peters | -- | 12/2 | 12/2 | 8/1 | 32/5 |
| Josiah Phillips | -- | 1/0 | 13/0 | 8/0 | 22/0 |
| Wyatt Powell | -- | -- | -- | 2/0 | 2/0 |
| Martinas Rankin | -- | -- | 13/10 | 5/5 | 18/15 |
| Chris Rayford | -- | 13/0 | 13/3 | 8/4 | 34/7 |
| Chris Redmon | -- | -- | -- | 2/0 | 2/0 |
| Stewart Reese | -- | -- | -- | 8/8 | 8/8 |
| Kody Schexnayder | -- | -- | 4/0 | 1/0 | 5/0 |
| Jeffery Simmons | -- | -- | 12/3 | 8/8 | 20/11 |
| Maurice Smitherman | -- | -- | 10/0 | 8/0 | 18/0 |
| Marquiss Spencer | -- | -- | 12/0 | 8/0 | 20/0 |
| Michael Story | -- | -- | 8/2 | 5/0 | 13/2 |
| Montez Sweat | -- | -- | -- | 8/8 | 8/8 |
| Cory Thomas | -- | 8/0 | 13/4 | 3/2 | 24/6 |
| Dedrick Thomas | -- | -- | 10/0 | 8/0 | 18/0 |
| Jordan Thomas | -- | -- | 12/0 | 8/2 | 20/2 |
| Erroll Thompson | -- | -- | -- | 8/0 | 8/0 |
| Keytaon Thompson | -- | -- | -- | 7/0 | 7/0 |
| Reggie Todd | -- | -- | -- | 8/0 | 8/0 |
| Brad Wall | -- | -- | 7/0 | 0/0 | 7/0 |
| Tim Washington | -- | -- | 12/0 | 8/0 | 20/0 |
| Evans Wilkerson | -- | -- | 12/0 | 8/0 | 20/0 |
| Aeris Williams | -- | 13/0 | 13/3 | 8/8 | 34/11 |
| Darryl Williams | -- | -- | 7/0 | 8/8 | 15/8 |

* - Tolando Cleveland played in 12 games (0 starts) in 2014 and received a medical redshirt in 2016.

BULLDOGS ON NFL ROSTERS (18)

| Name | Pos. | Team | Year |
|------------------------|------|----------|------|
| Denico Autry | DE | Raiders | 4 |
| Johnthan Banks | CB | Texans | 5 |
| Fred Brown # | WR | Colts | R |
| Blaine Clausell # | OL | Panthers | 3 |
| Fletcher Cox ^\$ | DE | Eagles | 6 |
| Dillon Day | C | Colts | 3 |
| Kaleb Eulls % | DL | Chargers | 3 |
| Gabe Jackson \$ | OG | Raiders | 4 |
| Chris Jones \$ | DT | Chiefs | 2 |
| Kyle Love | DT | Panthers | 6 |
| Benardrick McKinney \$ | LB | Texans | 3 |
| Pernell McPhee \$ | OLB | Bears | 7 |
| Dak Prescott ^\$ | QB | Cowboys | 2 |
| Fred Ross % | WR | Panthers | R |
| Deontae Skinner # | LB | Raiders | 3 |
| Darius Slay \$ | CB | Lions | 5 |
| Preston Smith \$ | LB | Redskins | 3 |
| K.J. Wright ^\$ | LB | Seahawks | 7 |

^ - indicates Pro Bowl selection

\$ - indicates regular starter

% - indicates injured reserve

- indicates on practice squad



2017 UNIFORM COMBINATIONS

| Opponent | Helmet | Jersey | Pants |
|----------------|--------|--------|--------|
| Charleston So. | Maroon | Maroon | White |
| at LA Tech | Maroon | White | White |
| #11 LSU | Maroon | Maroon | Grey |
| at #11 Georgia | White | White | White |
| at #13 Auburn | Maroon | White | Maroon |
| BYU | Maroon | Maroon | Grey |
| Kentucky | Maroon | Maroon | White |
| at Texas A&M | Maroon | White | White |
| UMass | | | |
| Alabama | | | |
| at Arkansas | | | |
| Ole Miss | | | |

SEC STANDINGS

SEC West

| Team | Conf. | Overall |
|-------------------|-------|---------|
| Alabama | 5-0 | 8-0 |
| Auburn | 4-1 | 6-2 |
| LSU | 3-1 | 6-2 |
| Mississippi State | 3-2 | 6-2 |
| Texas A&M | 3-2 | 5-3 |
| Arkansas | 1-4 | 3-5 |
| Ole Miss | 1-4 | 3-5 |

SEC East

| Team | Conf. | Overall |
|----------------|-------|---------|
| Georgia | 5-0 | 8-0 |
| South Carolina | 4-2 | 6-2 |
| Kentucky | 3-2 | 6-2 |
| Florida | 3-3 | 3-4 |
| Missouri | 0-4 | 3-5 |
| Tennessee | 0-5 | 3-5 |
| Vanderbilt | 0-5 | 3-5 |

10 or more yard rushes since 2016

1. Nick Fitzgerald, MSU - 64

2. Nick Chubb, Georgia - 63

3. Jalen Hurts, Alabama - 59

4. Derrius Guice, LSU - 52

5. Damarea Crockett, Missouri - 46

• Fitzgerald also owns 5 50+ yard runs, 4 60+ yard runs and 3 70+ yard runs in his career.

• Fitzgerald is currently fifth in MSU career total offensive yards with 6,146.

MSU Career Total Offense

| Player | Years | Plays | Rush | Pass | Total |
|--------------------|---------|-------|------|------|-------|
| 1. Dak Prescott | 2012-15 | 1705 | 2521 | 9376 | 11897 |
| 2. Don Smith | 1983-86 | 1223 | 1868 | 5229 | 7097 |
| 3. John Bond | 1980-83 | 1237 | 2280 | 4621 | 6901 |
| 4. Wayne Madkin | 1998-01 | 1121 | 146 | 6336 | 6482 |
| 5. Nick Fitzgerald | 2015-p | 790 | 2168 | 3978 | 6146 |

• With his rushing touchdown last week at Texas A&M, Fitzgerald tied Vick Ballard for third place in MSU career rushing scores. Fitzgerald is one of only three QBs in MSU history to rush for 20 TDs and throw for 20 TDs in a career joining Dak Prescott (2012-15) and Don Smith (1983-86).

MSU Career Rushing Touchdowns

| Player | TDs | Years | Att. | Yds. |
|--------------------|-----|---------|------|------|
| 1. Anthony Dixon | 42 | 2006-09 | 910 | 3994 |
| 2. Dak Prescott | 41 | 2012-15 | 536 | 2521 |
| 3. Vick Ballard | 29 | 2010-11 | 379 | 2157 |
| 4. Nick Fitzgerald | 28 | 2015-p | 299 | 2063 |

• Fitzgerald averages 6.8 yards per rush, which is currently the MSU career record. The previous record was 6.2 yards per carry by Harvey Johnson from 1938-40 (234 rushes for 1,442 yards).

• Fitzgerald into the UMass game with 37 career passing TDs, which is one shy of third place in MSU career annals. He has thrown at least two TDs in five of eight games this season.

| Player | TDs | Years | Yds. | Int. |
|--------------------|-----|---------|------|------|
| 1. Dak Prescott | 70 | 2012-15 | 9376 | 23 |
| 2. Tyler Russell | 42 | 2010-13 | 5441 | 23 |
| 3. Derrick Taite | 38 | 1993-96 | 5232 | 25 |
| 4. Nick Fitzgerald | 37 | 2015-p | 3978 | 18 |

• Fitzgerald is in ninth place in MSU career passing yards. He's thrown for 3,837 yards.

| Player | Yds. | Years | Att. | Cmp. | Pct. |
|--------------------|------|---------|------|------|------|
| 1. Dak Prescott | 9376 | 2012-15 | 1169 | 734 | .628 |
| 2. Wayne Madkin | 6336 | 1998-01 | 887 | 462 | .521 |
| 3. Kevin Fant | 5631 | 2000-03 | 866 | 461 | .532 |
| 4. Tyler Russell | 5441 | 2010-13 | 699 | 410 | .587 |
| 5. Derrick Taite | 5232 | 1993-96 | 734 | 362 | .493 |
| 6. Don Smith | 5229 | 1983-86 | 738 | 342 | .463 |
| 7. John Bond | 4621 | 1980-83 | 665 | 307 | .462 |
| 8. Tony Shell | 4292 | 1988-90 | 715 | 349 | .488 |
| 9. Nick Fitzgerald | 3978 | 2015-p | 584 | 326 | .560 |

• Eight times in his career, Fitzgerald has rushed for at least two touchdowns, rushed for at least 100 yards and thrown at least one touchdown pass in the same game. That mark is tied for fourth nationally dating back to 2000. Dak Prescott only did it twice in his career.

QBs with 2 rush TDs, 100 yds rushing, 1 pass TD in Same Game Since 2000

1. Lamar Jackson, Louisville (2015-present) - 11

Colin Kaepernick, Nevada (2007-10) - 11

Jordan Lynch, Northern Illinois (2010-13) - 11

4. Nick Fitzgerald, Mississippi State (2015-present) - 8

Denard Robinson, Michigan (2009-12) - 8

MSU LEADS SEC IN BLOCKED PUNTS/KICKS SINCE 2014

MSU has made it a priority under Dan Mullen to block kicks and punts. The Bulldogs lead the SEC in blocked kicks and punts since 2014 with 14, including two this season by Jeffery Simmons at Louisiana Tech in Week 2. That tally is third in the nation since 2014. Simmons is tied for the national lead this season. A full list of the 25 MSU's blocked punts and kicks since Mullen became coach:

| Date | Opponent | Play |
|-----------|--------------|---|
| 9/12/2009 | Auburn | Patrick Hanrahan blocked Punt, Recovered by Robert Elliot, TD |
| 10/10/09 | Houston | Fletcher Cox blocked 29-yd FG |
| 9/9/10 | Auburn | Fletcher Cox blocked 37-yd FG |
| 10/2/10 | Alcorn State | Devin Jones blocked 45-yd FG |
| 11/27/10 | Ole Miss | Fletcher Cox blocked PAT |
| 11/19/11 | #6 Arkansas | Fletcher Cox blocked 32-yd FG |
| 12/30/11 | Wake Forest | Fletcher Cox blocked 33-yd FG |

RANKINGS

ASSOCIATED PRESS

| RK. TEAM | REC. | POINTS |
|-----------------------|------|--------|
| 1. Alabama (59) | 8-0 | 1523 |
| 2. Georgia (2) | 8-0 | 1465 |
| 3. Ohio State | 7-1 | 1332 |
| 4. Wisconsin | 8-0 | 1256 |
| 5. Notre Dame | 7-1 | 1254 |
| 6. Clemson | 7-1 | 1196 |
| 7. Penn State | 7-1 | 1189 |
| 8. Oklahoma | 7-1 | 1147 |
| 9. Miami | 7-0 | 1075 |
| 10. TCU | 7-1 | 942 |
| 11. Oklahoma State | 7-1 | 936 |
| 12. Washington | 7-1 | 874 |
| 13. Virginia Tech | 7-1 | 837 |
| 14. Iowa State | 6-2 | 670 |
| 15. UCF | 7-0 | 654 |
| 16. Auburn | 6-2 | 576 |
| 17. USC | 7-2 | 562 |
| 18. Stanford | 6-2 | 434 |
| 19. LSU | 6-2 | 338 |
| 20. NC State | 6-2 | 333 |
| 21. Mississippi State | 6-2 | 279 |
| 22. Memphis | 7-1 | 270 |
| 23. Arizona | 6-2 | 204 |
| 24. Michigan State | 6-2 | 136 |
| 25. Washington State | 7-2 | 122 |

RV: South Florida 98, Michigan 73, Toledo 19, West Virginia 13, South Carolina 11, San Diego State 3, Army 2, Boise State 2.

USA TODAY COACHES

| RK. TEAM | REC. | POINTS |
|-----------------------|------|--------|
| 1. Alabama (65) | 8-0 | 1625 |
| 2. Georgia | 8-0 | 1549 |
| 3. Ohio State | 7-1 | 1426 |
| 4. Wisconsin | 8-0 | 1418 |
| 5. Clemson | 7-1 | 1295 |
| 6. Miami | 7-0 | 1238 |
| 7. Penn State | 7-1 | 1221 |
| 8. Notre Dame | 7-1 | 1212 |
| 9. Oklahoma | 7-1 | 1192 |
| 10. Oklahoma State | 7-1 | 1000 |
| 11. Washington | 7-1 | 977 |
| 12. TCU | 7-1 | 944 |
| 13. Virginia Tech | 7-1 | 878 |
| 14. UCF | 7-0 | 727 |
| 15. Auburn | 6-2 | 622 |
| 16. Iowa State | 6-2 | 571 |
| 17. USC | 7-2 | 560 |
| 18. Stanford | 6-2 | 494 |
| 19. NC State | 6-2 | 382 |
| 20. LSU | 6-2 | 372 |
| 21. Memphis | 7-1 | 288 |
| 22. Mississippi State | 6-2 | 210 |
| 23. South Florida | 7-1 | 193 |
| 24. Michigan | 6-2 | 176 |
| 25. Arizona | 6-2 | 153 |

RV: Michigan State 145, Washington State 127, South Carolina 53, Kentucky 33, Toledo 10, West Virginia 9, Boise State 8, San Diego State 6, Texas A&M 4.

BULLDOGS WEEK-BY-WEEK

| WK. | AP | COACHES |
|-----------------|----|---------|
| Preseason | NR | RV |
| Week 2 (9/4) | RV | RV |
| Week 3 (9/10) | RV | RV |
| Week 4 (9/17) | 17 | 19 |
| Week 5 (9/24) | 24 | 24 |
| Week 6 (10/1) | NR | RV |
| Week 7 (10/8) | NR | RV |
| Week 8 (10/15) | RV | RV |
| Week 9 (10/22) | RV | RV |
| Week 10 (10/30) | 21 | 22 |

MISCELLANEOUS STATS

TURNOVER CHART

| Opponent | Forced by MSU | | | | | Forced By Opponent | | | | |
|---------------------|---------------|----------|-----------|-----------|-----------|--------------------|----------|----------|-----------|--|
| | Fum | Int | Tot | Pts Off | Margin | Fum | Int | Tot | Pts Off | |
| Charleston Southern | 0 | 0 | 0 | 0 | - | 0 | 0 | 0 | 0 | |
| at Louisiana Tech | 1 | 1 | 2 | 20 | +1 | 0 | 1 | 1 | 6 | |
| LSU | 0 | 0 | 0 | 0 | - | 0 | 0 | 0 | 0 | |
| at Georgia | 1 | 0 | 1 | 0 | -1 | 0 | 2 | 2 | 10 | |
| at Auburn | 2 | 0 | 2 | 3 | - | 0 | 2 | 2 | 7 | |
| BYU | 1 | 1 | 2 | 14 | -1 | 1 | 2 | 3 | 7 | |
| Kentucky | 0 | 2 | 2 | 14 | +2 | 0 | 0 | 0 | 0 | |
| at Texas A&M | 0 | 3 | 3 | 21 | +2 | 0 | 1 | 1 | 0 | |
| UMass | | | | | | | | | | |
| Alabama | | | | | | | | | | |
| at Arkansas | | | | | | | | | | |
| Ole Miss | | | | | | | | | | |
| TOTALS | 5 | 7 | 12 | 72 | +3 | 1 | 8 | 9 | 30 | |

REDZONE CHART

| Opponent | MSU | | | | | |
|---------------------|-----------|-----------|--------------|-------------|----------|-------------|
| | Inside 20 | TD | Run/Pass | Score | TD Pct. | FG Pct. |
| Charleston Southern | 7 | 6 | 3/3 | .857 | 0 | .857 |
| at Louisiana Tech | 5 | 3 | 1/2 | .600 | 1 | .800 |
| LSU | 6 | 3 | 2/1 | .500 | 2 | .833 |
| at Georgia | 3 | 0 | 0/0 | .000 | 1 | .333 |
| at Auburn | 3 | 1 | 0/1 | .333 | 1 | .667 |
| BYU | 5 | 4 | 3/1 | .800 | 0 | .800 |
| Kentucky | 4 | 3 | 2/1 | .750 | 1 | 1.000 |
| at Texas A&M | 4 | 4 | 2/2 | 1.000 | 0 | 1.000 |
| UMass | | | | | | |
| Alabama | | | | | | |
| at Arkansas | | | | | | |
| Ole Miss | | | | | | |
| TOTALS | 37 | 24 | 13/11 | .649 | 6 | .811 |

| Opponent | Opponents | | | | | |
|---------------------|-----------|----------|------------|-------------|----------|-------------|
| | Inside 20 | TD | Run/Pass | Score | TD Pct. | FG Pct. |
| Charleston Southern | 0 | 0 | 0/0 | .000 | 0 | .000 |
| at Louisiana Tech | 5 | 2 | 1/1 | .400 | 1 | .600 |
| LSU | 1 | 1 | 1/0 | 1.000 | 0 | 1.000 |
| at Georgia | 1 | 1 | 1/0 | 1.000 | 0 | 1.000 |
| at Auburn | 4 | 4 | 3/1 | 1.000 | 0 | 1.000 |
| BYU | 0 | 0 | 0/0 | 0.000 | 0 | 0.000 |
| Kentucky | 0 | 0 | 0/0 | 0.000 | 0 | 0.000 |
| at Texas A&M | 2 | 1 | 1/0 | .500 | 0 | .500 |
| UMass | | | | | | |
| Alabama | | | | | | |
| at Arkansas | | | | | | |
| Ole Miss | | | | | | |
| TOTALS | 13 | 9 | 7/2 | .692 | 1 | .769 |

REWRITING THE MISSISSIPPI STATE RECORD BOOKS IN THE DAN MULLEN ERA (2009-PRESENT)

111

individual and team single-game, single-season and career
statistical records have been broken in the Dan Mullen era.

Individual Single-Game (16 overall)

Rushing Yards – Nick Fitzgerald; 258 at Ole Miss (2016)
Rushing Yards by a Quarterback - Nick Fitzgerald; 258 at Ole Miss (2016)
Yards Per Rush - Nick Fitzgerald; 18.4 at Ole Miss (2016) - 2nd SEC history
Total Offense - Dak Prescott; 554 at Arkansas (2015)
Total Plays - Dak Prescott; 70 at Alabama (2014)
Touchdowns Responsible For - Dak Prescott; 7 at Arkansas (2015) & Nick Fitzgerald; 7 vs. Samford (2016)
Completions - Dak Prescott; 38 at Arkansas (2015)
Completion Percentage - Dak Prescott; .769 vs. Texas A&M (2014)
Passing Yards - Dak Prescott; 508 at Arkansas (2015)
Passing Touchdowns - Dak Prescott; 5 at Arkansas (2015) & Nick Fitzgerald; 5 vs. Samford (2016)
Consecutive Attempts Without an INT - Dak Prescott; 52 vs. LSU (2015)
Receiving Yards - Jameon Lewis; 220 vs. Rice (2013)
Receiving Touchdowns - Chad Bumphis; 3 vs. Troy (2012) & Donald Gray; 3 vs. Samford (2016)
Interceptions - Richie Brown; 3 vs. Texas A&M (2014)
Interception Return Yards - Johnthan Banks; 120 vs. Florida (2009)
Interception Touchdowns - Johnthan Banks; 2 vs. Florida (2009)

Team Single-Game (10 overall)

Yards Per Rush - 9.7 at Ole Miss (2016)
Passing Attempts - 54 vs. LSU (2015)
Passing Completions - 34 vs. LSU (2015)
Completion Percentage - .800 vs. Memphis (2010)
Passing Yards - 508 at Arkansas (2015)
Touchdown Passes - 5 at Arkansas (2015); vs. Georgia Tech (2014); vs. Samford (2016)
Total Plays - 100 vs. Arkansas (2010)
Total Offense - 669 vs. Samford (2016)
Yards Per Play Allowed - 0.7 vs. Charleston Southern (2017)
First Downs - 35 vs. BYU (2017)

Individual Single-Season (36 overall)

Rushing Yards – Anthony Dixon; 1,391 (2009)
Yards Per Rush - Nick Fitzgerald; 7.1 (2016)
Rushing Yards by a Quarterback – Nick Fitzgerald; 1,375 (2016)
Rushing Yards Per Game – Anthony Dixon; 126.5 (2009)
100-Yard Rushing Games – Anthony Dixon; 8 (2009) & Nick Fitzgerald; 8 (2016)
100-Yard Rushing Games by a Quarterback - Nick Fitzgerald; 8 (2016)
Rushing Touchdowns – Vick Ballard; 19 (2010)
Total Offense – Dak Prescott; 4,435 (2014)
Total Offense Yards Per Game – Dak Prescott; 341.2 (2014)
Touchdowns Responsible For – Dak Prescott; 41 (2014)
Passing Attempts – Dak Prescott; 477 (2015)
Passing Completions – Dak Prescott; 316 (2015)
Completion Percentage – Dak Prescott; .662 (2015)
Passing Yards – Dak Prescott; 3,793 (2015)
Passing Yards Per Game – Dak Prescott; 291.8 (2015)
200-Yard Passing Games – Dak Prescott; 12 (2014, 2015)
300-Yard Passing Games - Dak Prescott; 7 (2015)
Passing Touchdowns – Dak Prescott; 29 (2015)
Passing Efficiency – Dak Prescott; 151.7 (2014)
Consecutive Attempts Without an INT – Dak Prescott; 239 (2015)
Consecutive Games with a Touchdown Pass - Dak Prescott; 13 (2014)
Receiving Touchdowns – Chad Bumphis; 12 (2012)
Receptions - Fred Ross; 88 (2015)
100-Yard Receiving Games - Fred Ross; 5 (2015)
Points Scored – Vick Ballard; 120 (2010)
Touchdowns Scored – Vick Ballard; 20 (2010)
PAT Kicks Attempted – Evan Sobieski; 59 (2014)
PAT Kicks Made – Evan Sobieski; 56 (2014)
Most Kickoff Returns – Leon Berry; 38 (2009)

Kickoff Return Yardage – Leon Berry; 1,015 (2009)
Kickoff Return Touchdowns – Jameon Lewis; 1 (2012) & Brandon Holloway (2015)
Yards Per Kickoff Return – Leon Berry; 26.8 (2010)
Interceptions – Corey Broomfield; 6 (2009)
Return Yards Per Interception – Johnthan Banks; 36.2 (2009)
Interceptions Return Yards – Johnthan Banks; 145 (2009)
Interceptions Returned for a Touchdowns – Johnthan Banks & Corey Broomfield; 2 (2009)

Team Single-Season (18 overall)

Total Offensive Yards – 6,679 (2014)
Total Plays – 1,001 (2014)
Yards Per Play - 6.7 (2014)
Per Game Offense – 513.8 (2014)
Points Scored – 480 (2014)
Points Per Game - 36.9 (2014)
Most Offensive Touchdowns – 60 (2014)
Total First Downs – 334 (2014)
Yards Per Rush - 5.6 (2016)
Passing Yardage – 4,113 (2015)
Passing Yards Per Game – 316.4 (2015)
Completion Percentage – .662 (2015)
Completions – 331 (2015)
Passing Touchdowns – 31 (2014)
Blocked Kicks – 4 (2014, 2015)
Most PAT Kicks Made – 60 (2014)
100-Yard Receiving Games - 8 (2015)
Tackles For Loss - 98 (2015)

Individual Career (31)

Rushing Attempts – Anthony Dixon; 910 (2nd in SEC history)
Rushing Yards – Anthony Dixon; 3,994 (8th in SEC history)
Rushing Yards by a Quarterback - Dak Prescott; 2,521 (3rd in SEC history)
100-Yard Rushing Games – Anthony Dixon; 17
100-Yard Rushing Games by a Quarterback - Nick Fitzgerald; 12
Rushing Touchdowns – Anthony Dixon; 42 (7th in SEC history)
All-Purpose Yards – Anthony Dixon; 4,443
Total Plays – Dak Prescott; 1,709 (4th in SEC history)
Total Offense - Dak Prescott; 11,897 (3rd in SEC history)
Touchdowns Responsible - Dak Prescott; 114 (4th in SEC history)
Passing Attempts - Dak Prescott; 1,169 (19th in SEC history)
Completions - Dak Prescott; 734 (12th in SEC history)
Completion Percentage – Dak Prescott; .628 (12th in SEC history)
Consecutive Attempts Without an INT - Dak Prescott; 288 (3rd in SEC history)
Passing Touchdowns – Dak Prescott; 70 (16th in SEC history)
Passing Yards - Dak Prescott; 9,376 (11th in SEC history)
200-Yard Passing Games - Dak Prescott; 29
300-Yard Passing Games - Dak Prescott; 9
400-Yard Passing Games - Dak Prescott; 2
Passing Efficiency – Dak Prescott; 146.1 (12th in SEC history)
Interception Percentage – Dak Prescott; .0196 (4th in SEC history)
Receptions - Fred Ross; 199 (9th in SEC history)
Receiving Yards – Fred Ross; 2,528
Receiving Touchdowns – Chad Bumphis; 24 (15th in SEC history)
100-Yard Receiving Games - Fred Ross; 10
Consecutive Games with a Reception - Fred Ross; 35
Points – Anthony Dixon; 276
Touchdowns Scored – Anthony Dixon; 46 (6th in SEC history)
Yards Per Kickoff Return – Leon Berry; 26.7 (6th in SEC history)
Kickoff Return Yards Per Game – Leon Berry; 84.6
Kickoff Return Touchdowns – Leon Berry; 2

BOLD - denotes current player



GAME 9 DEPTH CHART

OFFENSE

| | | Ht. | Wt. | Cl.-Exp. | Notable |
|---------------|---------------------------|-------------|------------|----------------|--|
| WR (X) | 6 Donald Gray | 5-10 | 200 | Sr.-2L | 10 career TDs & 1,309 yds ... Averages 15.2 ypc ... Team leader in catches in '17 (24) ... Caught 8-yd TD at A&M |
| | 17 Jamal Couch | 6-4 | 227 | So.-1L | 2017: 6 rec, 126 yds, 2 TD |
| WR (H) | 23 Keith Mixon | 5-8 | 187 | So.-1L | Second on team in catches (17) ... Made at least 1 catch in 6 of 7 games he has played ... 1 rec. at A&M |
| | 18 Dedrick Thomas | 5-9 | 187 | So.-1L | Caught TD pass vs. CSU, LSU ... 16 career catches and 3 career TDs ... 1 catch for 10 yds last game vs. UK |
| WR (Z) | 5 Gabe Myles | 6-0 | 195 | Sr.-3L | 5th-year Sr. w/5 career TDs - 4 rec, 1 rush ... Missed LSU, UGA, AU, A&M games (foot) ... 4 rec, 30 yds vs. UK |
| | -or- 86 Jesse Jackson | 6-2 | 210 | Jr.-2L | Led MSU with 4 catches at A&M, 39 yds ... 2017: MSU's third-leading receiver w/16 rec. ... Seeking 1st TD |
| LT | 55 Martin Rankin | 6-5 | 315 | Sr.-1L | Played in 17 games, 14 starts ... 1x SEC Off. Lineman of Week ... Missed the BYU, UK, A&M |
| | 58 Greg Eiland | 6-8 | 330 | RFr.-RS | Made first career start vs. BYU ... Started at LT in last three games |
| LG | 73 Darryl Williams | 6-2 | 305 | So.-SQ | Played in 15 career games with 8 starts ... SEC Offensive Lineman of Week vs. LSU (99% grade, 3 KDs) |
| | 56 Dareuan Parker | 6-4 | 320 | RFr.-RS | Played in all 8 games mostly on FG/PAT units ... Saw significant time at LG in 2nd half vs. BYU |
| C | 74 Elgton Jenkins | 6-4 | 313 | Jr.-2L | Owens starts at C (8), LT (5), LG (2), RT (1) ... 31 games played ... Graded out highest, 2 KDs at LA Tech |
| | 75 Harrison Moon | 6-5 | 290 | So.-1L | Played in 20 games and saw significant action in second half vs. BYU ... 2x SEC Honor Roll |
| RG | 61 Deion Calhoun | 6-3 | 315 | Jr.-2L | SEC Off. Lineman of Week vs. UK, first honor of his career ... 18 career starts (most OL on team) |
| | 67 Michael Story | 6-4 | 305 | So.-1L | Played in 13 games with two starts ... Moved to LG at LA Tech ... DNP vs. Kentucky & A&M |
| RT | 51 Stewart Reese | 6-5 | 333 | RFr.-RS | Dominant performance vs. LSU with 2 KDs ... First-year starter after redshirting last season |
| | 79 Evans Wilkerson | 6-5 | 315 | So.-SQ | Walk-on offensive lineman who is in third season ... Played most of second half vs. BYU |
| TE | 82 Farrod Green | 6-3 | 236 | So.-1L | Breakout game at A&M with 3 catches for 51 yds, was his first catches since Week 3 vs. LSU |
| | 81 Justin Johnson | 6-3 | 247 | Jr.-2L | Career game at Auburn with 3 rec., 1 TD (5 yd TD) ... 2017: 5 rec., 18 yds, 1 TD |
| | -or- 83 Jordan Thomas | 6-5 | 280 | Sr.-1L | Back-to-back games with a TD catch ... Hauled in 10-yd TD at A&M |
| RB | 22 Aeris Williams | 6-1 | 217 | Jr.-2L | Nickname "A-Train" ... 5 career 100 yd rush games, 3x this season (LATech, LSU, BYU) ... 9th in SEC in rushing |
| | 28 Dontavian Lee | 6-1 | 235 | Jr.-2L | Played in 31 games with no starts ... 2017: 15 carries, 59 yds, 1 TD ... Nickname "D-Lee" |
| | -or- 8 Kylin Hill | 5-11 | 212 | Fr.-HS | Highest RB signee for MSU since 2002 ... MSU's 3rd-leading rusher (50 carries, 260 yds, 1 TD) |
| | -or- 21 Nick Gibson | 5-11 | 211 | So.-1L | Breakout game at A&M with 4 rushes for 43 yds and first career rush TD |
| QB | 7 Nick Fitzgerald | 6-5 | 230 | Jr.-2L | SEC QB career record 12 100-yd rush games ... current SEC Off. POW ... 3rd in SEC total offense (248.3) |
| | 10 Keytaon Thompson | 6-4 | 222 | Fr.-HS | 2016 La. Gatorade POY ... 3x state champ ... First career rush TD last game ... Had 2 rush TDs, 65 yds vs. UK |

DEFENSE

| | | Ht. | Wt. | Cl.-Exp. | Notable |
|-------------|----------------------------|-------------|------------|---------------|--|
| DE | 43 Fletcher Adams | 6-2 | 270 | So.-1L | Recorded two safeties in first career start vs. CSU ... 2017: 10 tackles, 1.5 TFL, 1 FF |
| | 52 Kobe Jones | 6-4 | 275 | RFr.-RS | Led all SEC freshmen with 2.5 TFL in Week 1 ... Made his debut and had six tackles, 1 FF Week 1 |
| NG | 94 Jeffery Simmons | 6-4 | 301 | So.-1L | 2x SEC Defensive Lineman of Week (vs. LT, LSU) ... SEC Honor Roll ... 6 TFL this season, 2 FF, 2 TDs, 1 FR |
| | 95 Braxton Hoyett | 6-3 | 304 | Jr.-1L | 5 straight starts at DT in place of C. Thomas ... Had first career INT vs. UK |
| DT | 34 Cory Thomas | 6-5 | 303 | Jr.-2L | 23 games played and 6 career starts ... DNP vs. LSU, UGA, AU, BYU, UK (foot) ... Injured at LA Tech |
| | -or- 95 Braxton Hoyett | 6-3 | 304 | Jr.-1L | 4 straight starts at DT in place of C. Thomas ... Had first career INT last game vs. UK |
| | 96 Tre Brown | 6-4 | 305 | Jr.-RS | Season-best 3 tackles, 1 TFL at UGA ... Forced fumble at Auburn |
| | -or- 90 Grant Harris | 6-3 | 285 | Jr.-SQ | Played in 18 career games with no starts ... 2017: 9 tackles on year |
| OLB | 9 Montez Sweat | 6-6 | 240 | Jr.-JC | Back-to-back SEC Defensive Lineman of Week (vs. UK, vs. A&M) ... Career-high 2 sacks last game |
| | 42 Marquiss Spencer | 6-4 | 275 | So.-1L | 2017: 11 tackles, 2.0 TFL, 0.5 sacks ... 2 tackles, 1 TFL at UGA ... 1 tackle and fum. recov. vs. BYU |
| MLB | 11 Dez Harris | 6-4 | 243 | Sr.-3L | Vocal leader of the D ... Overcome three torn ACLs ... Team leader in tackles (48) ... Career-high 12 tackles at UGA |
| | 40 Erroll Thompson | 6-1 | 250 | RFr.-RS | Career-high 8 tackles, 0.5 TFL vs. UK where he was MSU's 3rd-leading tackler ... 2017: 30 tackles |
| MOLB | 10 Leo Lewis | 6-2 | 235 | So.-1L | 2016 FWAA Freshman AA ... 8 tackles, 1 forced fum vs. LSU ... 2017: 32 tackles ... |
| | 6 Willie Gay Jr. | 6-2 | 230 | Fr.-HS | 2017 U.S. Army All-American ... 11 tackles, 2 TFL on the year ... Key PBU vs. UK that saved TD |
| OLB | 4 Gerri Green | 6-4 | 250 | Jr.-2L | 115 career tackles, 7.0 TFL ... 2017 SEC FB Leadership Council ... 84 yd INT return for TD vs. UK |
| | 3 Traver Jung | 6-4 | 226 | Sr.-1L | Played in 19 career games with 2 starts ... DNP at UGA, AU ... Wears No. 3 to honor his late grandmother |
| CB | 25 Lashard Durr | 5-11 | 195 | Sr.-1L | First career INT last week vs. A&M |
| | -or- 24 Chris Rayford | 6-0 | 202 | Jr.-2L | Season-best 5 tackles, 1 TFL vs. BYU |
| S | 41 Mark McLaurin | 6-2 | 215 | Jr.-2L | Tied for team lead in tackles (48) and leads team in INTs (2) ... Had INT at A&M |
| | 12 J.T. Gray | 6-0 | 202 | Sr.-3L | MSU's current career tackle (192) and TFL (13) leader |
| S | 1 Brandon Bryant | 6-0 | 215 | Jr.-2L | Career-best 11 tackles, 0.5 TFL at Auburn ... First INT of season vs. BYU ... Timed at 4.24 in 40 |
| | 38 Johnathan Abram | 6-0 | 210 | Jr.-JC | No. 1 JUCO safety last year at Jones County, UGA transfer ... 4th on team in tackles (37) ... 1 TFL vs. UK |
| | 29 C.J. Morgan | 6-0 | 202 | RFr.-RS | 5 tackles, 1 TFL on the year ... Played significant action in second half vs. UK |
| CB | 7 Tolando Cleveland | 6-0 | 194 | Sr.-3L | Returned from torn ACL in left knee in Aug. 2016 ... 16 career starts ... Started 6 games this year |
| | 2 Jamal Peters | 6-2 | 218 | Jr.-2L | Returned INT 90 yards for TD last game at A&M |

SPECIAL TEAMS

| | | Ht. | Wt. | Cl.-Exp. | Notable |
|-----------|---------------------------|-------------|------------|----------------|---|
| PK | 47 Jace Christmann | 6-0 | 195 | RFr.-RS | Walk-on who leads SEC in FG% (6-6) ... Season-long: 45 vs. LSU ... 20-20 on PATs ... Made 31 yarder vs. UK |
| | 42 Tucker Day | 6-0 | 206 | Fr.-HS | '17 U.S. Army All-American who enrolled in summer ... 2-of-4 FGs, making 40 and 36 ... 8-10 PATs |
| KO | 43 Logan Cooke | 6-5 | 230 | Sr.-3L | 2017: 64.3 avg, 27 TBs ... Career: 62.6 avg, 58 TBs ... 4th straight year as KO specialist |
| P | 43 Logan Cooke | 6-5 | 230 | Sr.-3L | 8th in nation in punting avg (43.7) ... Career-best 53.0 avg vs. BYU ... Career long is 68 ... 10 50+ this year |
| | 27 Kody Schexnayder | 5-10 | 203 | So.-1L | Preferred walk-on thrust into action last year after Cooke injury ... Averages 36.5 with long of 52 vs. A&M |
| KR | 6 Donald Gray | 5-10 | 200 | Sr.-2L | 7 career ret. for 201 yards & 0 TD ... Career long 52 yd return in season-opener ... 33 ydr vs. UK |
| | 23 Keith Mixon | 5-8 | 187 | So.-1L | Averages 22.9 yards per return for career ... 2017: 17.8 avg ... Had season-long 25 vs. BYU last game |
| PR | 6 Donald Gray | 5-10 | 200 | Sr.-2L | Career: 8 returns for 87 yds, including career-long 39 in Week 3 vs. LSU ... 2017: 11.2 avg |
| | 5 Gabe Myles | 6-0 | 195 | Sr.-3L | Returned the first punts of his career in opener ... This season, 5 returns for 18 yards |
| LS | 53 Hunter Bradley | 6-3 | 240 | Sr.-2L | Third straight year as primary snapper ... Played in 35 career games with all successful snaps |
| H | 43 Logan Cooke | 6-5 | 230 | Sr.-3L | Fourth straight year as the holder |

BOLD - denotes primary starter last year

- denotes MSU graduate

CAREER STARTS BY POSITION

OFFENSE

| | | | |
|-----------|--|-----------|---|
| LT | Martinas Rankin - 15 Elgton Jenkins - 5 Greg Eiland - 3 | TE | Farrod Green - 16 Justin Johnson - 2 Jordan Thomas - 2 |
| LG | Darryl Williams - 8 Michael Story - 2 Elgton Jenkins - 2 | WR | Donald Gray - 21 Gabe Myles - 11 Malik Dear - 9 Keith Mixon - 7 Jesse Jackson - 5 |
| C | Elgton Jenkins - 8 | RB | Aeris Williams - 11 |
| RG | Deion Calhoun - 18 | QB | Nick Fitzgerald - 21 |
| RT | Stewart Reese - 8 Elgton Jenkins - 1 | | |

DEFENSE

| | | | |
|-----------|---|-----------|---|
| DE | Fletcher Adams - 3 Montez Sweat - 3 | S | Brandon Bryant - 24 Mark McLaurin - 14 J.T. Gray - 5 Johnathan Abram - 3 Jamal Peters - 2 |
| DT | Jeffery Simmons - 11 Cory Thomas - 6 Braxton Hoyett - 5 Tre Brown - 1 | CB | Tolando Cleveland - 17 Lashard Durr - 10 Chris Rayford - 7 Jamal Peters - 3 |
| LB | Leo Lewis - 19 J.T. Gray - 9 Gerri Green - 8 Dez Harris - 8 Montez Sweat - 5 Traver Jung - 2 | | |

OFFENSIVE GAME-BY-GAME STARTERS

| Game | WR (X) | WR (H) | WR (Z) | LT | LG | C | RG | RT | TE | RB | QB |
|----------------|--------|-------------|---------|--------|----------|---------|---------|-------|-------|----------|------------|
| Charleston So. | Gray | Mixon | Myles | Rankin | Williams | Jenkins | Calhoun | Reese | Green | Williams | Fitzgerald |
| at LA Tech | Gray | Mixon | Myles | Rankin | Williams | Jenkins | Calhoun | Reese | Green | Williams | Fitzgerald |
| LSU | Gray | Mixon | Jackson | Rankin | Williams | Jenkins | Calhoun | Reese | Green | Williams | Fitzgerald |
| at Georgia | Gray | Mixon | Jackson | Rankin | Williams | Jenkins | Calhoun | Reese | Green | Williams | Fitzgerald |
| at Auburn | Gray | Mixon | Jackson | Rankin | Williams | Jenkins | Calhoun | Reese | Green | Williams | Fitzgerald |
| BYU | Gray | Mixon | Myles | Eiland | Williams | Jenkins | Calhoun | Reese | Green | Williams | Fitzgerald |
| Kentucky | Gray | Thomas (TE) | Myles | Eiland | Williams | Jenkins | Calhoun | Reese | Green | Williams | Fitzgerald |
| at Texas A&M | Gray | Thomas (TE) | Jackson | Eiland | Williams | Jenkins | Calhoun | Reese | Green | Williams | Fitzgerald |
| UMass | | | | | | | | | | | |
| Alabama | | | | | | | | | | | |
| at Arkansas | | | | | | | | | | | |
| Ole Miss | | | | | | | | | | | |

DEFENSIVE GAME-BY-GAME STARTERS

| Game | DE | NG | DT | OLB | MLB | MOLB | OLB | CB | S | S | CB |
|----------------|----------|---------|--------|-------|--------|----------|-----------|---------|----------|--------|-----------|
| Charleston So. | Adams | Simmons | Thomas | Sweat | Harris | Lewis | Green | Durr | McLaurin | Bryant | Cleveland |
| at LA Tech | Sweat | Simmons | Thomas | Green | Harris | Gray (S) | Abram (S) | Durr | McLaurin | Bryant | Cleveland |
| LSU | Gray (S) | Simmons | Brown | Sweat | Harris | Lewis | Green | Rayford | McLaurin | Bryant | Cleveland |
| at Georgia | Adams | Simmons | Hoyett | Green | Harris | Lewis | Sweat | Durr | McLaurin | Abram | Cleveland |
| at Auburn | Sweat | Simmons | Hoyett | Green | Harris | Lewis | Gray (S) | Rayford | McLaurin | Bryant | Cleveland |
| BYU | Adams | Simmons | Hoyett | Green | Harris | Lewis | Sweat | Rayford | McLaurin | Abram | Cleveland |
| Kentucky | Sweat | Simmons | Hoyett | Green | Harris | Lewis | Gray (S) | Rayford | McLaurin | Bryant | Peters |
| at Texas A&M | Sweat | Simmons | Hoyett | Green | Harris | Lewis | Gray (S) | Durr | McLaurin | Bryant | Cleveland |
| UMass | | | | | | | | | | | |
| Alabama | | | | | | | | | | | |
| at Arkansas | | | | | | | | | | | |
| Ole Miss | | | | | | | | | | | |

PLAYER CAREER HIGHS

RUSHING

| Player | Carries | Opponent | Yards | Opponent | TDs | Opponent | Long | Opponent |
|------------------|---------|---------------------|-------|---------------------|------|------------------------|------|---------------------|
| Malik Dear | 5 | Kentucky, '16 | 77 | Kentucky, '16 | 1 | Twice, Last at UK, '16 | 52 | Texas A&M, '15 |
| Nick Fitzgerald | 20 | Texas A&M, '16 | 258 | Ole Miss, '16 | 4 | Arkansas, '16 | 74 | Twice |
| Nick Gibson | 6 | Charleston So., '17 | 52 | Georgia, '17 | 1 | Texas A&M, '17 | 15 | Louisiana Tech, '17 |
| Kylin Hill | 10 | Louisiana Tech, '17 | 62 | Twice | 1 | Louisiana Tech, '17 | 19 | Charleston So., '17 |
| Dontavian Lee | 5 | Troy, '15 | 44 | Troy, '15 | 1 | Charleston So., '17 | 23 | Troy, '15 |
| Keith Mixon | 5 | Samford, '16 | 38 | Samford, '16 | None | | 15 | Samford, '16 |
| Alec Murphy | 2 | Charleston So., '17 | 9 | Charleston So., '17 | None | | 6 | Charleston So., '17 |
| Dedrick Thomas | 1 | Twice | 7 | Louisiana Tech, '17 | None | | 7 | Louisiana Tech, '17 |
| Keytaon Thompson | 6 | Charleston So., '17 | 65 | Kentucky, '17 | 2 | Kentucky, '17 | 40 | Kentucky, '17 |
| Aeris Williams | 25 | Ole Miss, '16 | 191 | Ole Miss, '16 | 2 | Ole Miss, '16 | 36 | Ole Miss, '16 |

PASSING

| Player | Attempts | Opponent | Completions | Opponent | Yards | Opponent | TDs | Opponent |
|------------------|----------|---------------------|-------------|---------------------|-------|---------------------|-----|---------------------|
| Nick Fitzgerald | 39 | UMass, '16 | 26 | UMass, '16 | 417 | Samford, '16 | 5 | Samford, '16 |
| Keytaon Thompson | 7 | Charleston So., '17 | 4 | Charleston So., '17 | 35 | Charleston So., '17 | 1 | Charleston So., '17 |

RECEIVING

| Player | Receptions | Opponent | Yards | Opponent | TDs | Opponent | Long | Opponent |
|-----------------|------------|---------------------|-------|---------------------|------|---------------|------|-------------------------|
| Jamal Couch | 2 | Four Times | 60 | Auburn, '17 | 1 | Twice | 32 | Twice |
| Malik Dear | 6 | LA Tech, '15 | 70 | LA Tech, '15 | 2 | Ole Miss, '15 | 27 | LA Tech, '15 |
| Nick Gibson | 1 | Charleston So., '17 | 4 | Charleston So., '17 | None | | 4 | Charleston So., '17 |
| Donald Gray | 8 | UMass, '16 | 207 | Samford, '16 | 3 | Samford, '16 | 74 | Samford, '16 |
| Farrod Green | 3 | Three Times | 68 | Charleston So., '17 | 1 | UMass, '16 | 62 | Charleston So., '17 |
| Jesse Jackson | 4 | Texas A&M, '17 | 39 | Texas A&M, '17 | None | | 17 | Kentucky, '17 |
| Justin Johnson | 3 | Auburn, '17 | 22 | South Alabama, '16 | 1 | Twice | 18 | South Alabama, '16 |
| Dontavian Lee | 1 | Three Times | 11 | LA Tech, '15 | None | | 11 | LA Tech, '15 |
| Keith Mixon | 6 | LSU, '17 | 97 | LSU, '17 | 1 | Three Times | 45 | Twice |
| Osirus Mitchell | 1 | Twice | 9 | Charleston So., '17 | None | | 9 | Charleston So., '17 |
| Gabe Myles | 5 | UT Martin, '14 | 69 | Arkansas, '15 | 1 | Three Times | 49 | Northwestern State, '15 |
| Jordan Thomas | 3 | Kentucky, '17 | 28 | Kentucky, '17 | 1 | Four Times | 17 | Louisiana Tech, '17 |
| Dedrick Thomas | 3 | Louisiana Tech, '17 | 34 | Charleston So., '17 | 1 | Twice | 24 | Charleston So., '17 |
| Reggie Todd | 3 | Charleston So., '17 | 24 | Charleston So., '17 | None | | 11 | Twice |
| Aeris Williams | 3 | BYU, '17 | 33 | BYU, '17 | None | | 28 | Louisiana Tech, '17 |

PUNTING

| Player | No. | Opponent | Yards | Opponent | Inside 20 | Opponent | Avg. (Min. 3) | Opponent | Long | Opponent |
|------------------|-----|--------------|-------|--------------|-----------|--------------|---------------|----------------|------|---------------------|
| Logan Cooke | 7 | LSU, '16 | 271 | LSU, '16 | 5 | LSU, '16 | 53.0 | BYU, '17 | 68 | South Carolina, '16 |
| Kody Schexnayder | 7 | Alabama, '16 | 210 | Alabama, '16 | 2 | Alabama, '16 | 41.0 | Texas A&M, '16 | 52 | Texas A&M, '16 |

KICKING

| Player | PAT | Opponent | FGs | Opponent | Long | Opponent | Points | Opponent |
|-----------------|-----|---------------------|-----|----------|------|---------------------|--------|---------------------|
| Tucker Day | 5 | Charleston So., '17 | 1 | Twice | 40 | Charleston So., '17 | 8 | Charleston So., '17 |
| Jace Christmann | 6 | Kentucky, '17 | 3 | LSU, '17 | 45 | LSU, '17 | 13 | LSU, '17 |

TACKLES

| Player | Tackles | Opponent |
|--------------------|---------|---------------------|
| Johnathan Abram | 8 | Texas A&M, '17 |
| Fletcher Adams | 5 | Samford, '16 |
| Stephen Adegoke | 3 | Louisiana Tech, '17 |
| Hunter Bradley | 1 | Twice |
| Tre Brown | 4 | Louisiana Tech, '17 |
| Brandon Bryant | 10 | Ole Miss, '15 |
| Korey Charles | 1 | Twice |
| Tolando Cleveland | 7 | Twice |
| Cameron Dantzler | 3 | Three Times |
| Lashard Durr | 5 | Samford, '16 |
| Willie Gay Jr. | 4 | Georgia, '17 |
| J.T. Gray | 10 | LA Tech, '15 |
| Gerri Green | 11 | Troy, '15 |
| Dez Harris | 12 | Georgia, '17 |
| Grant Harris | 2 | Four Times |
| Braxton Hoyett | 3 | Twice |
| Kendell Jones | 2 | Charleston So., '17 |
| Kobe Jones | 5 | Charleston So., '17 |
| Traver Jung | 5 | Ole Miss, '16 |
| Leo Lewis | 12 | BYU, '16 |
| Mark McLaurin | 11 | Kentucky, '17 |
| C.J. Morgan | 3 | Louisiana Tech, '17 |
| Jamal Peters | 5 | Missouri, '15 |
| Josiah Phillips | 1 | Four Times |
| Chris Rayford | 7 | Samford, '16 |
| Jeffery Simmons | 7 | LSU, '17 |
| Maurice Smitherman | 2 | Kentucky, '17 |
| Marquiss Spencer | 5 | BYU, '16 |
| Montez Sweat | 7 | Kentucky, '17 |
| Cory Thomas | 4 | Twice |
| Erroll Thompson | 8 | Kentucky, '17 |
| Tim Washington | 3 | Louisiana Tech, '17 |

TACKLES FOR LOSS

| Player | TFL | Opponent |
|-------------------|-----|-------------------------|
| Johnathan Abram | 1.0 | Kentucky, '17 |
| Fletcher Adams | 1.5 | Charleston So., '17 |
| Tre Brown | 1.0 | Twice |
| Brandon Bryant | 1.0 | Twice |
| Tolando Cleveland | 1.5 | Twice |
| Cameron Dantzler | 1.0 | Charleston So., '17 |
| Lashard Durr | 0.5 | LSU, '16 |
| Willie Gay Jr. | 1.0 | Twice |
| J.T. Gray | 2.0 | Arkansas, '16 |
| Gerri Green | 2.0 | Louisiana Tech, '17 |
| Dez Harris | 1.5 | Twice |
| Braxton Hoyett | 1.0 | Three Times |
| Kendell Jones | 1.0 | Charleston So., '17 |
| Kobe Jones | 2.5 | Charleston So., '17 |
| Traver Jung | 2.0 | Texas A&M, '16 |
| Leo Lewis | 2.0 | South Alabama, '16 |
| Mark McLaurin | 1.0 | Twice |
| Jamal Peters | 1.5 | Northwestern State, '15 |
| Jeffery Simmons | 1.5 | Three Times |
| Marquiss Spencer | 1.0 | Four Times |
| Montez Sweat | 2.5 | Kentucky, '17 |
| Cory Thomas | 1.0 | Five Times |
| Erroll Thompson | 1.0 | Texas A&M, '17 |

SACKS

| Player | Sacks | Opponent |
|-------------------|-------|-------------------------|
| Johnathan Abram | 0.5 | Louisiana Tech, '17 |
| Brandon Bryant | 1.0 | Troy, '15 |
| Tolando Cleveland | 1.0 | Troy, '15 |
| Willie Gay Jr. | 1.0 | Texas A&M, '17 |
| J.T. Gray | 1.0 | Twice |
| Gerri Green | 2.0 | Louisiana Tech, '17 |
| Dez Harris | 1.0 | Twice |
| Braxton Hoyett | 0.5 | Kentucky, '17 |
| Traver Jung | 1.0 | BYU, '16 |
| Leo Lewis | 1.0 | Ole Miss, '16 |
| Mark McLaurin | 1.0 | Texas A&M, '16 |
| Jamal Peters | 1.0 | Northwestern State, '15 |
| Jeffery Simmons | 1.5 | LSU, '17 |
| Marquiss Spencer | 1.0 | Auburn, '16 |
| Montez Sweat | 1.5 | Kentucky, '17 |

INTERCEPTIONS

| Player | INT | Opponent |
|--------------------|-----|----------------|
| Brandon Bryant | 1 | Five Times |
| Tolando Cleveland | 1 | Twice |
| Lashard Durr | 1 | Texas A&M, '17 |
| Gerri Green | 1 | Three Times |
| Braxton Hoyett | 1 | Kentucky, '17 |
| Mark McLaurin | 1 | Four Times |
| Jamal Peters | 1 | Three Times |
| Maurice Smitherman | 1 | Samford, '16 |
| Cory Thomas | 1 | Kentucky, '15 |

THE LAST TIME MSU ...

RUSHING

Had 400+ yards rushing: at Ole Miss, 2016 (457)
Had 300+ yards rushing: vs. BYU, 2017 (306)
Had 250+ yards rushing: vs. Kentucky, 2017 (282)
Had 200+ yards rushing: at Texas A&M, 2017 (228)
Had 70+ rushing attempts: vs. Arkansas, 2010 (70)
Had 60+ rushing attempts: at Auburn, 2011 (63)
Had 50+ rushing attempts: at Texas A&M, 2017 (52)
Had seven+ rushing TDs: vs. Middle Tennessee, 2000 (7)
Had six+ rushing TDs: vs. Middle Tennessee, 2000 (7)
Had five+ rushing TDs: vs. Northwestern State, 2015 (5)
Had four+ rushing TDs: vs. Kentucky, 2017 (4)
Had three+ rushing TDs: vs. Kentucky, 2017 (4)
Had two+ players with 100 yards rushing: vs. BYU, 2017 (Fitzgerald 114, Williams 103)
Had three+ players with 100 yards rushing: vs. NE Louisiana, 1996 (Tony Buckhalter 119, Nakia Greer 110, Robert Isaac 103)

PASSING

Had 450+ yards passing: at Arkansas, 2015 (508)
Had 400+ yards passing: vs. Samford, 2016 (417)
Had 300+ yards passing: vs. Arkansas, 2016 (328)
Had 200+ yards passing: vs. BYU, 2017 (240)
Had 40+ pass attempts: at Alabama, 2016 (43)
Had 30+ pass attempts: vs. BYU, 2017 (31)
Had 25+ pass completions: vs. UMass, 2016 (26)
Had 20+ pass completions: vs. BYU, 2017 (20)
Had five+ passing TDs: vs. Samford, 2016 (5)
Had four+ passing TDs: vs. Samford, 2016 (5)
Had three+ passing TDs: at Louisiana Tech, 2017 (3)
Had four+ passes intercepted: at LSU, 2010 (5)
Had three+ passes intercepted: at Alabama, 2014 (4)

RECEIVING

Had two players with 100 yards receiving: vs. Samford, 2016
(Donald Gray, 207; Fred Ross, 107)
Had 10+ different receivers catch a pass vs. Charleston Southern, 2017 (11)
Had eight+ different receivers catch a pass vs. BYU, 2017 (8)

COMBINATION OFFENSE

Had one 300-yard passer and one 100-yard rusher in a game: vs. Brigham Young, 2001
(Kevin Fant 346 pass & Diconzo Miller 119 rush)
Had one 100-yard receiver and one 100-yard rusher in a game: vs. UMass, 2016
(Fred Ross 171 receiving & Nick Fitzgerald 131 rush)

TOTAL OFFENSE

Had 600+ yards total offense: vs. Samford, 2016 (669)
Had 550+ yards total offense: vs. Charleston Southern, 2017 (555)
Had 500+ yards total offense: vs. BYU, 2017 (546)
Had 400+ yards total offense: vs. BYU, 2017 (546)
Had 85+ plays total offense: vs. Charleston Southern, 2017 (86)
Had 80+ plays total offense: vs. BYU, 2017 (84)
Had 75+ plays total offense: vs. BYU, 2017 (84)

SCORING

Scored 60+ points: vs. Northwestern State, 2015 (62)
Scored 50+ points: at Louisiana Tech, 2017 (57)
Scored 40+ points: vs. Kentucky, 2017 (45)
Scored 30+ points: at Texas A&M, 2017 (35)
Allowed 60+ points: vs. South Carolina, 1995 (65)
Allowed 50+ points: vs. Arkansas, 2016 (58)
Allowed 40+ points: at Auburn, 2017 (49)
Allowed 30+ points: at Auburn, 2017 (49)
Was held scoreless: at Ole Miss, 2008 (0-45)
Was held scoreless at Scott Field: vs. LSU, 2007 (0-45)
Was held scoreless on the road: at Ole Miss, 2008 (0-45)
Was held scoreless at a non-campus site: vs. Florida, 1989 (21-0 in Tampa, Fla.)
Held opponent scoreless: vs. Charleston Southern, 2017 (49-0)
Held opponent scoreless at Scott Field: vs. Charleston Southern, 2017 (49-0)
Held opponent scoreless on the road: at South Carolina, 1998 (38-0)
Held opponent scoreless at neutral site: vs. Kansas, 1981 Hall of Fame Bowl (10-0)
Held opponent without a touchdown: vs. Charleston Southern, 2017 (49-0)
Held opponent without an offensive touchdown: vs. Charleston Southern, 2017 (49-0)
Held two opponents scoreless in one season: 2014
Held three opponents scoreless in one season: 1963
Held an SEC opponent scoreless: vs. Vanderbilt, 2014 (51-0)
Held two SEC opponents scoreless in one season: 1998
Scored a two-point conversion passing: vs. Arkansas, 2016 (Nick Fitzgerald to Fred Ross)
Scored a two-point conversion rushing: at Texas A&M, 2013 (Dak Prescott rush)
Attempted a two-point conversion: vs. Arkansas, 2016 (2 - pass successful & pass failed)

TURNOVERS

Committed eight+ turnovers: at Arkansas, 2003 (8)
Committed seven+ turnovers: vs. LSU, 2007 (7)
Had five+ fumbles: vs. Georgia Tech, 2009 (5)
Lost four+ fumbles: vs. Georgia Tech, 2009 (4)
Lost three+ fumbles: vs. Arkansas, 2010 (3)
Did not commit a turnover: vs. Kentucky, 2017
Did not cause a turnover: vs. LSU, 2017
Recorded six+ takeaways: at Kentucky, 2007 (6)
Recorded five+ takeaways: vs. Arkansas, 2012 (5)
Returned three+ interceptions for TDs: vs. Arkansas State, 1994
(Walt Harris - 41; Jimmy Lipscomb - 28; Dwayne Curry - 29)
Returned two+ interceptions for TDs: vs. Jackson State, 2012 (Darius Slay - 52, Matthew Wells - 22)
Returned one interception for a TD: at Texas A&M, 2017 (90 yards by Jamal Peters)
Returned a fumble for a TD: at Louisiana Tech, 2017 (90 yards by Jeffery Simmons)
Two players had 2+ interceptions: at Middle Tennessee, 2009 (Corey Broomfield - 2; Johnthan Banks - 2)

DEFENSE

Held opponent to 10 or fewer first downs: vs. BYU, 2017 (8)
Held opponent to 0 or fewer yards rushing: vs. Florida, 2000 (-78 yds, 22 att.)
Held opponent to 25 or fewer yards rushing: vs. Charleston Southern, 2017 (18 yds, 39 att.)
Held opponent to 50 or fewer yards rushing: vs. BYU, 2017 (17 yds, 29 att.)
Held opponent to 50 or fewer yards passing: vs. Charleston Southern, 2017 (15)
Held opponent to 100 or fewer yards rushing: at Texas A&M, 2017 (96 yds, 28 att.)
Held opponent to 100 or fewer yards passing: vs. Charleston Southern, 2017 (15)
Held opponent to 100 or fewer yards total offense: vs. Charleston Southern, 2017 (33)
Held opponent to 200 or fewer yards total offense: vs. BYU, 2017 (176)
Held opponent to 250 or fewer yards total offense: vs. BYU, 2017 (176)
Held opponent to 300 or fewer yards total offense: at Texas A&M, 2017 (285)
Intercepted five+ passes: at Memphis, 2002 (5)
Intercepted four+ passes: at Middle Tennessee, 2009 (4)
Intercepted three+ passes: at Texas A&M, 2017 (3)
Scored a safety: vs. Charleston Southern, 2017 (2)
Scored two+ safeties: vs. Charleston Southern, 2017 (2)
Recorded nine+ sacks: at Ole Miss, 1996 (9.0)
Recorded eight+ sacks: vs. Oklahoma State, 1999 (8.0)
Recorded six+ sacks: at Kentucky, 2014 (7)
Recorded five+ sacks: vs. NC State, 2015 (5)
Recorded four+ sacks: at Louisiana Tech, 2017 (4)
Did not record a sack: vs. Arkansas, 2016
Recorded 10+ tackles for loss vs. Charleston Southern, 2017 (10.0)
Had four players record 10+ tackles: vs. Texas A&M, 2012 (B. McKinney, C. Lawrence, N. Whitley, M. Wells)
Had three players record 10+ tackles: vs. Texas A&M, 2012 (B. McKinney, C. Lawrence, N. Whitley, M. Wells)
Had two players record 10+ tackles: vs. Auburn, 2016 (R. Brown, M. McLaurin)

SPECIAL TEAMS

Returned a punt for a TD: vs. Troy, 2015 (Fred Ross - 77)
Returned a blocked punt for a TD: at Louisiana Tech, 2017 (Jeffery Simmons - 90)
Returned a kickoff for a TD: at Southern Miss, 2015 (Brandon Holloway - 100)
Returned a blocked FG for a TD: vs. Southern Miss, 2014 (Jay Hughes - 70)
Blocked one punt: at Louisiana Tech, 2017 (Jeffery Simmons)
Blocked two punts: vs. LSU, 1999 (Robert Bean, Eugene Clinton, Rob Knight)
Blocked three punts: vs. LSU, 1999 (Robert Bean, Eugene Clinton, Rob Knight)
Punted 10+ times: at Ole Miss, 2008 (10)
Did not punt: vs. Troy, 2013
Blocked a field goal: vs. Miami (Ohio), 2016 (Nelson Adams)
Had a punt blocked: at Texas A&M, 2017 (Armani Watts)
Had a field goal blocked: at Arkansas, 2013 (Devon Bell 28-yard attempt)
Blocked a PAT kick: vs. Miami (Ohio), 2016 (Johnathan Calvin)
Scored on a blocked PAT kick: vs. Texas A&M, 2000 (Julius Griffith)
Missed a kicking PAT: at Ole Miss, 2016
Had a kicking PAT blocked: at Louisiana Tech, 2017
Recovered an onside kick: at Texas A&M, 2017

MISCELLANEOUS

Had 30+ first downs: vs. BYU, 2017 (35)
Had 20+ first downs: vs. Kentucky, 2017 (25)
Had 20+ penalties: vs. Clemson, 1999 (21)
Had 10+ penalties: at Auburn, 2017 (10)
Had 100+ yards in penalties: vs. Gardner-Webb, 2007 (102)
Had 35 minutes+ of possession time: at Texas A&M, 2017 (36:09)
Was involved in a tie game: vs. Arkansas, 1993 (13-13)
Was involved in an overtime game: 2OT at BYU, 2016 (L, 28-21)

THE LAST TIME AN MSU PLAYER ...

RUSHING

| | |
|-------------------------------|---|
| Rushed 40+ times: | Michael Davis vs. Ole Miss, 1993 (40) |
| Rushed 35+ times: | James Johnson vs. Alabama, 1998 (36) |
| Rushed 30+ times: | Vick Ballard vs. Arkansas, 2010 (33) |
| Rushed 25+ times: | Aeris Williams at Ole Miss, 2016 (25) |
| Rushed for 250+ yards: | Nick Fitzgerald at Ole Miss, 2016 (258) |
| Rushed for 200+ yards: | Nick Fitzgerald at Ole Miss, 2016 (258) |
| Rushed for 175+ yards: | Aeris Williams at Ole Miss, 2016 (191) |
| Rushed for 150+ yards: | Aeris Williams at Ole Miss, 2016 (191) |
| Rushed for 125+ yards: | Aeris Williams at Ole Miss, 2016 (191) |
| Rushed for 100+ yards: | Nick Fitzgerald at Texas A&M, 2017 (105) |
| Rushed for 100+ yards (QB): | Nick Fitzgerald at Texas A&M, 2017 (105) |
| Rushed for four+ touchdowns: | Nick Fitzgerald vs. Arkansas, 2016 (4) |
| Rushed for three+ touchdowns: | Nick Fitzgerald vs. Arkansas, 2016 (4) |
| Rushed for two+ touchdowns: | N. Fitzgerald & Keytaon Thompson vs. Kentucky, 2017 (2) |
| Had a run of 80+ yards: | James Johnson at Alabama, 1997 (83) |
| Had a run of 70+ yards: | Nick Fitzgerald at Ole Miss, 2016 (70) |
| Had a run of 60+ yards: | Nick Fitzgerald at Ole Miss, 2016 (70) |
| Had a run of 50+ yards: | Aeris Williams at Louisiana Tech, 2017 (59) |

PASSING

| | |
|--------------------------------|---|
| Passed for 450+ yards: | Dak Prescott at Arkansas, 2015 (508) |
| Passed for 400+ yards: | Nick Fitzgerald vs. Samford, 2016 (417) |
| Passed for 300+ yards: | Nick Fitzgerald vs. Arkansas, 2016 (328) |
| Passed for 250+ yards: | Nick Fitzgerald vs. Arkansas, 2016 (328) |
| Passed for 200+ yards: | Nick Fitzgerald vs. BYU, 2017 (241) |
| Attempted 45+ passes: | Dak Prescott at Arkansas, 2015 (50) |
| Attempted 35+ passes: | Nick Fitzgerald vs. Samford, 2016 (35) |
| Completed 30+ passes: | Nick Fitzgerald vs. Samford, 2016 (35) |
| Completed 25+ passes: | Nick Fitzgerald vs. Samford, 2016 (35) |
| Completed 20+ passes: | Nick Fitzgerald vs. Samford, 2016 (35) |
| Threw four+ touchdown passes: | Nick Fitzgerald vs. Samford, 2016 (5) |
| Threw three+ touchdown passes: | Nick Fitzgerald at Louisiana Tech, 2017 (3) |
| Threw five+ interceptions: | Michael Henig vs. LSU, 2007 (6) |
| Threw four+ interceptions: | Tyler Russell vs. Northwestern, 2012 (4) |
| Threw three+ interceptions: | Dak Prescott at Alabama, 2014 (3) |
| Completed pass for 90+ yards: | Kevin Fant to Terrell Grindle vs. Kentucky, 2002 (91) |
| Completed pass for 80+ yards: | Tyler Russell to Jameon Lewis at Memphis, 2011 (80) |
| Completed pass for 70+ yards: | Nick Fitzgerald to Donald Gray vs. Samford, 2016 (74) |
| Completed pass for 60+ yards: | Nick Fitzgerald to Farrod Green vs. Charleston So., 2017 (62) |
| Completed pass for 50+ yards: | Nick Fitzgerald to Farrod Green vs. Charleston So., 2017 (62) |

RECEIVING

| | |
|---------------------------|-------------------------------------|
| Caught 15+ passes: | Eric Moulds at Tennessee, 1995 (15) |
| Caught 10+ passes: | Fred Ross vs. Arkansas, 2016 (10) |
| Caught seven+ passes: | Fred Ross vs. Arkansas, 2016 (10) |
| Had 200+ yards receiving: | Donald Gray vs. Samford, 2016 (207) |
| Had 175+ yards receiving: | Donald Gray vs. Samford, 2016 (207) |
| Had 150+ yards receiving: | Fred Ross vs. Arkansas, 2016 (171) |
| Had 100+ yards receiving: | Fred Ross vs. Arkansas, 2016 (171) |
| Caught three+ TD passes: | Donald Gray vs. Samford, 2016 (3) |
| Caught two+ TD passes: | Fred Ross vs. Arkansas, 2016 (2) |

TOTAL OFFENSE

| | |
|---|---|
| Had 450+ yards total offense: | Nick Fitzgerald vs. Arkansas, 2016 (459) |
| Had 400+ yards total offense: | Nick Fitzgerald vs. Arkansas, 2016 (459) |
| Had 350 yards+ total offense: | Nick Fitzgerald at Ole Miss, 2016 (367) |
| Had 300 yards+ total offense: | Nick Fitzgerald vs. BYU, 2017 (344) |
| Had 100 yards both passing and rushing: | N. Fitzgerald at Texas A&M, 2017 (105 rush, 141 pass) |

SCORING

| | |
|----------------------------------|--|
| Accounted for five+ touchdowns: | Nick Fitzgerald at Louisiana Tech, 2017 (3 pass, 2 rush) |
| Accounted for four+ touchdowns: | Nick Fitzgerald vs. BYU, 2017 (2 pass, 2 rush) |
| Accounted for three+ touchdowns: | Nick Fitzgerald at Texas A&M, 2017 (2 pass, 1 rush) |
| Scored four+ touchdowns: | Nick Fitzgerald vs. Arkansas, 2016 (4 rush) |
| Scored three+ touchdowns: | Nick Fitzgerald vs. Arkansas, 2016 (4 rush) |
| Scored two+ touchdowns: | Nick Fitzgerald vs. Kentucky, 2017 (2 rush) |
| Scored two+ non-offensive TDs: | Jeffery Simmons (FR & blkd punt) at Louisiana Tech, 2017 |

DEFENSE

| | |
|---|---|
| Intercepted three+ passes: | Richie Brown vs. Texas A&M, 2014 (3) |
| Intercepted two+ passes: | Taveze Calhoun vs. Kentucky, 2015 (2) |
| Intercepted a pass: | Lashard Durr & Mark McLaurin & Jamal Peters at Texas A&M, 2017 (1) |
| Recovered three+ fumbles: | Chris Correro vs. Memphis, 1987 (3) |
| Recovered two+ fumbles: | Kamau Jackson vs. Tennessee, 2002 (2) |
| Recovered a fumble: | Marquiss Spencer vs. BYU, 2017 (1) |
| Forced two+ fumbles: | Gerri Green at Louisiana Tech, 2017 (2) |
| Forced a fumble: | Mark McLaurin vs. Kentucky, 2017 (1) |
| Recorded five+ sacks: | Greg Favors at Ole Miss, 1996 (5.5) |
| Recorded three+ sacks: | Willie Evans vs. Tulane, 2005 (3.0) |
| Recorded two+ sacks: | Gerri Green at Louisiana Tech, 2017 (2.0) |
| Recorded five+ tackles for loss: | Deljuan Robinson vs. Auburn, 2006 (5.0) |
| Recorded three+ tackles for loss: | A.J. Jefferson vs. South Alabama, 2016 (4.0) |
| Recorded 20+ tackles: | Mario Haggan vs. Arkansas, 2000 (20) |
| Recorded 10+ tackles: | Mark McLaurin vs. Kentucky, 2017 (11) |
| Recorded 10+ tackles in back-to-back games: | Beniquez Brown, 2015 (Two Straight vs. Alabama (11), at Arkansas (12) |
| Returned an interception for a touchdown: | Jamal Peters (90) at Texas A&M, 2017 |

SPECIAL TEAMS

| | |
|--------------------------------------|--|
| Scored 10+ points kicking: | Jace Christmann vs. LSU, 2017 (13) |
| Kicked five+ field goals: | Derek DePasquale vs. UAB, 2010 (5) |
| Kicked four+ field goals: | Derek DePasquale vs. UAB, 2010 (5) |
| Kicked two field goals of 50+ yards: | Brian Hazelwood vs. Memphis, 1997 (51, 53) |
| Kicked one field goal of 50+ yards: | Devon Bell vs. LSU, 2015 (52) |
| Kicked a punt of 70+ yards: | Devon Bell at South Alabama, 2014 (70) |
| Kicked a punt of 60+ yards: | Logan Cooke at Georgia, 2017 (67) |
| Punted 10+ times: | Blake McAdams at Ole Miss, 2008 (12) |
| Totaled 175+ kick return yards: | Jameon Lewis at Ole Miss, 2012 (183, 5 ret.) |
| Totaled 150+ kick return yards: | Jameon Lewis at Ole Miss, 2012 (183, 5 ret.) |
| Totaled 100+ kick return yards: | Keith Mixon vs. Arkansas, 2016 (106, 5 ret.) |
| Totaled 50+ punt return yards: | Fred Ross vs. Troy, 2015 (75, 3 ret.) |

THE LAST TIME AN OPPONENT ...

RUSHING

| | |
|---------------------------------------|---|
| Had 400+ yards rushing: | Georgia Tech, 2014 (452) |
| Had 300+ yards rushing: | Arkansas, 2016 (357) |
| Had 200+ yards rushing: | Auburn, 2017 (244) |
| Had 70+ rushing attempts: | Oklahoma State, 1998 (71) |
| Had 60+ rushing attempts: | Georgia Tech, 2014 (61) |
| Had 50+ rushing attempts: | Auburn, 2016 (58) |
| Had six+ rushing TDs: | Georgia Tech, 2014 (6) |
| Had four+ rushing TDs: | Auburn, 2017 (4) |
| Had two players with 100 yds rushing: | Arkansas, 2016 (Williams 205, Whaley 112) |

PASSING

| | |
|---------------------------|-------------------------|
| Had 400+ yards passing: | Samford, 2016 (468) |
| Had 300+ yards passing: | Ole Miss, 2016 (320) |
| Had 200+ yards passing: | Auburn, 2017 (267) |
| Had 60+ pass attempts: | Samford, 2016 (70) |
| Had 50+ pass attempts: | Samford, 2016 (70) |
| Had 40+ pass attempts: | Alabama, 2016 (41) |
| Had 30+ pass attempts: | Kentucky, 2017 (30) |
| Had 40+ pass completions: | Samford, 2016 (42) |
| Had 30+ pass completions: | Alabama, 2016 (31) |
| Had 25+ pass completions: | Alabama, 2016 (31) |
| Had 20+ pass completions: | Miami (Ohio), 2016 (22) |
| Had five+ passing TDs: | Alabama, 2016 (5) |
| Had four+ passing TDs: | Alabama, 2016 (5) |
| Had three+ passing TDs: | Arkansas, 2016 (3) |

RECEIVING

| | |
|---|---|
| Had two players with 100 yards receiving in a game: | Samford, 2016 (Karelc Hamilton 213 and Kelvin McKnight 115) |
| Had four+ players catch five+ passes: | Arkansas, 2015 (5) |
| Had three+ players catch five+ passes: | Ole Miss, 2016 (3) |
| Had 12+ players catch a pass: | Troy, 2013 (12) |
| Had eight+ players catch a pass: | BYU, 2017 (10) |

TOTAL OFFENSE

| | |
|-------------------------------|---------------------------|
| Had 650+ yards total offense: | Arkansas, 2016 (661) |
| Had 600+ yards total offense: | Arkansas, 2016 (661) |
| Had 550+ yards total offense: | Arkansas, 2016 (661) |
| Had 500+ yards total offense: | Auburn, 2017 (511) |
| Had 400+ yards total offense: | Auburn, 2017 (511) |
| Had 80+ plays total offense: | Louisiana Tech, 2017 (80) |
| Had 75+ plays total offense: | Louisiana Tech, 2017 (80) |

SCORING

| | |
|---|---------------------------|
| Scored 60+ points: | South Carolina, 1995 (65) |
| Scored 50+ points: | Arkansas, 2016 (58) |
| Scored 40+ points: | Auburn, 2017 (49) |
| Scored 30+ points: | Auburn, 2017 (49) |
| Scored a two-point conversion rushing: | Arkansas, 2016 |
| Scored a two-point conversion passing: | Samford, 2016 |
| Failed on a two-point conversion attempt: | Arkansas, 2016 |

TURNOVERS

| | |
|------------------------------------|---|
| Had five+ fumbles: | Ole Miss, 2011 (6) |
| Had four+ fumbles lost: | LSU, 2004 (4) |
| Had three+ fumbles lost: | Arkansas, 2012 (3) |
| Committed five+ turnovers: | Arkansas, 2012 (5) |
| Did not commit a turnover: | LSU, 2017 |
| Intercepted five+ MSU passes: | LSU, 2010 (5) |
| Intercepted four+ MSU passes: | Northwestern, 2012 (4) |
| Intercepted three+ MSU passes: | Alabama, 2014 (3) |
| Returned an interception for a TD: | Auburn, 2017 (Javaris Davis) |
| Returned a fumble for a TD: | LSU, 2014 (Danielle Hunter 25-yd fumble recovery) |

DEFENSE

| | |
|--|------------------------------------|
| Held MSU to 10 or fewer first downs: | Alabama, 2013 (10) |
| Recorded 10+ sacks: | Ole Miss, 2008 (11) |
| Recorded seven+ sacks: | Ole Miss, 2015 (7) |
| Scored a safety: | Texas A&M, 2013 |
| Scored two safeties: | Florida, 2005 |
| Held MSU to 25 or fewer yards rushing: | Alabama, 2011 (12) |
| Held MSU to 100 or fewer yards passing: | Kentucky, 2016 (81) |
| Held MSU to 50 or fewer yards passing: | Florida, 2010 (33) |
| Held MSU to 300 or less yards total offense: | Auburn, 2016 (289) |
| Held MSU to 200 or less yards total offense: | Alabama, 2013 (197) |
| Held MSU to 100 or fewer yards both rushing & passing: | Ole Miss, 2008 (-51 rush, 88 pass) |

SPECIAL TEAMS

| | |
|-----------------------------------|--|
| Returned a punt for a TD: | Texas A&M, 2016 (Christian Kirk - 93) |
| Returned a blocked punt for a TD: | Ole Miss, 2013 (Terrell Grant - 0) |
| Returned a kickoff for a TD: | Tennessee, 2012 (Cordarrelle Patterson - 98) |
| Punted 10+ times: | Vanderbilt, 2009 (11) |
| Did not punt: | Arkansas, 2016 |
| Missed a kicking PAT: | Arkansas, 2016 |
| Missed two kicking PATs: | Tulane, 2006 |
| Blocked a field goal: | Arkansas, 2013 |
| Blocked a punt: | Texas A&M, 2017 |

MISCELLANEOUS

| | |
|---|---|
| Had 30+ first downs: | Ole Miss, 2016 (31) |
| Had 10+ penalties: | Texas A&M, 2013 (10) |
| Had 100+ yards in penalties: | LSU, 2017 (112) |
| Had 35 minutes+ of possession time: | Louisiana Tech, 2017 (36:08) |
| Had two 100-yard rushers and one 100-yard receiver: | Georgia Tech, 2014 (Days 171 rush, Thomas 121 rush, Waller 114 rec.) |
| Had one 100-yard rusher and one 100-yard receiver: | Alabama, 2016 (Hurts 100 rush, Stewart 156 rec.) |

INDIVIDUAL RUSHING

| | |
|------------------------------|--|
| Rushed 40+ times: | Deuce McAllister (Ole Miss), 1998 (40) |
| Rushed 35+ times: | Kamryn Pettway (Auburn), 2016 (39) |
| Rushed for 200+ yards: | Rawleigh Williams III (Arkansas), 2016 (205) |
| Rushed for 175+ yards: | Rawleigh Williams III (Arkansas), 2016 (205) |
| Rushed for 150+ yards: | Rawleigh Williams III (Arkansas), 2016 (205) |
| Rushed for 125+ yards: | Rawleigh Williams III (Arkansas), 2016 (205) |
| Rushed for 100+ yards: | Kerryon Johnson (Auburn), 2017 (116) |
| Rushed for five+ touchdowns: | Carnell Williams (Auburn), 2003 (6) |
| Rushed for four+ touchdowns: | Rawleigh Williams III (Arkansas), 2016 (4) |
| Had a run of 80+ yards: | Marquis Young (UMass), 2016 (83) |
| Had a run of 70+ yards: | Marquis Young (UMass), 2016 (83) |
| Had a run of 60+ yards: | Malik Willis (Auburn), 2017 (67) |
| Had a run of 50+ yards: | Kerryon Johnson (Auburn), 2017 (59) |

INDIVIDUAL PASSING

| | |
|---------------------------------|---|
| Passed for 450+ yards: | Devlin Hodges (Samford), 2016 (468) |
| Passed for 400+ yards: | Devlin Hodges (Samford), 2016 (468) |
| Passed for 300+ yards: | Shea Patterson (Ole Miss), 2016 (320) |
| Attempted 60+ passes: | Devlin Hodges (Samford), 2016 (69) |
| Attempted 50+ passes: | Devlin Hodges (Samford), 2016 (69) |
| Completed 30+ passes: | Devlin Hodges (Samford), 2016 (42) |
| Completed 20+ passes: | Gus Ragland (Miami (Ohio)), 2016 (22) |
| Threw five+ touchdown passes: | Brandon Allen (Arkansas), 2015 (7) |
| Threw four+ touchdown passes: | Jalen Hurts (Alabama), 2016 (4) |
| Completed a pass for 80+ yards: | Jacoby Brissett to Pharoah McKeever (NC State), 2015 (82) |
| Completed a pass for 70+ yards: | Jacoby Brissett to Pharoah McKeever (NC State), 2015 (82) |

INDIVIDUAL RECEIVING

| | |
|---------------------------|--|
| Caught 10+ passes: | Karel Hamilton (Samford), 2016 (14) |
| Caught seven+ passes: | ArDarius Stewart (Alabama), 2016 (8) |
| Had 150+ yards receiving: | ArDarius Stewart (Alabama), 2016 (156) |
| Had 100+ yards receiving: | Marcus Gaines (Louisiana Tech), 2017 (104) |
| Caught three+ TD passes: | ArDarius Stewart (Alabama), 2016 (3) |
| Caught two+ TD passes: | Keon Hatcher (Arkansas), 2016 (2) |

INDIVIDUAL TOTAL OFFENSE

| | |
|---|--|
| Had 500+ yards total offense: | Devlin Hodges (Samford), 2016 (513) |
| Had 400+ yards total offense: | Jalen Hurts (Alabama), 2016 (447) |
| Had 100 yards both passing and rushing: | Jalen Hurts (Alabama), 2016, (347 pass/100 rush) |

INDIVIDUAL SCORING

| | |
|---------------------------------|---|
| Accounted for six+ touchdowns: | Brandon Allen (Arkansas), 2015 (7 pass) |
| Accounted for five+ touchdowns: | Rawleigh Williams III (Arkansas), 2016 (4 rush, 1 pass) |
| Accounted for four+ touchdowns: | Rawleigh Williams III (Arkansas), 2016 (4 rush, 1 pass) |
| Scored four+ touchdowns: | Rawleigh Williams III (Arkansas), 2016 (4 rush) |
| Scored three+ touchdowns: | Kerryon Johnson (Auburn), 2017 (3 rush) |

INDIVIDUAL DEFENSE

| | |
|----------------------------|--|
| Intercepted three+ passes: | Craig Steltz (LSU), 2007 (3) |
| Intercepted two+ passes: | Robert Lester (Alabama), 2010 (2) |
| Recorded three+ sacks: | Jonathan Allen (Alabama), 2015 (3, 17) |
| Recorded two+ sacks: | Carl Lawson (Auburn), 2016 (2.0, 13) |

SPECIAL TEAMS

| | |
|----------------------------|---------------------------------------|
| Scored 10+ points kicking: | Adam Griffith (Alabama), 2016 (14) |
| Kicked five+ field goals: | Austin MacGinnis (Kentucky), 2016 (5) |
| Kicked four field goals: | Austin MacGinnis (Kentucky), 2016 (5) |

DEFENSIVE GAME BY GAME STATISTICS

| Tackles (UT-AT-TOT) | CSU | LT | LSU | at UGA | at AU | BYU | UK | A&M | UMass | Bama | at Ark | OM | TOTALS |
|---------------------|-------|--------|-------|---------|--------|-------|--------|-------|-------|------|--------|----|----------|
| Johnathan Abram | ... | 6-1-7 | 0-4-4 | 2-4-6 | 4-2-6 | 1-1-2 | 3-1-4 | 5-3-8 | | | | | 21-16-37 |
| Fletcher Adams | 1-1-2 | 1-1-2 | 1-2-3 | 0-1-1 | ... | ... | 0-1-1 | ... | | | | | 3-7-10 |
| Stephen Adegoke | 0-1-1 | 2-1-3 | ... | ... | ... | ... | 0-1-1 | ... | | | | | 2-3-5 |
| Tre Brown | 1-1-2 | 3-1-4 | 1-1-2 | 0-3-3 | 2-0-2 | 0-1-1 | 0-1-1 | ... | | | | | 7-8-15 |
| Brandon Bryant | 0-1-1 | 1-0-1 | 2-3-5 | 1-0-1 | 6-5-11 | 1-4-5 | 0-2-2 | 0-1-1 | | | | | 11-16-27 |
| Korey Charles | 1-0-1 | 0-1-1 | ... | ... | ... | ... | ... | ... | | | | | 1-1-2 |
| Tolando Cleveland | 0-1-1 | ... | 0-2-2 | 0-4-4 | ... | 1-0-1 | 1-0-1 | 1-0-1 | | | | | 3-7-10 |
| Cameron Dantzler | 2-0-2 | ... | 1-2-3 | 3-0-3 | 2-1-3 | 0-1-1 | 1-2-3 | 1-1-2 | | | | | 10-7-17 |
| Lashard Durr | 0-1-1 | ... | 2-0-2 | 0-1-1 | ... | 1-0-1 | ... | ... | | | | | 3-2-5 |
| Willie Gay Jr. | 1-1-2 | 1-0-1 | ... | 1-3-4 | 0-3-3 | ... | ... | 1-0-1 | | | | | 4-7-11 |
| J.T. Gray | 2-3-5 | 1-2-3 | 1-5-6 | 1-5-6 | 2-6-8 | 2-6-8 | 2-5-7 | 1-2-3 | | | | | 12-34-46 |
| Gerri Green | 2-1-3 | 2-5-7 | 0-2-2 | 1-3-4 | 1-1-2 | 1-1-2 | 0-1-1 | 1-1-2 | | | | | 8-15-23 |
| Dez Harris | 3-3-6 | 4-2-6 | 0-6-6 | 1-11-12 | 1-1-2 | 3-4-7 | 1-8-9 | 1-0-1 | | | | | 14-35-49 |
| Grant Harris | 0-1-1 | 1-1-2 | 0-1-1 | 1-1-2 | 2-0-2 | 0-1-1 | ... | ... | | | | | 4-5-9 |
| Braxton Hoyett | ... | ... | 1-1-2 | 0-1-1 | 2-0-2 | 0-1-1 | 0-1-1 | ... | | | | | 3-4-7 |
| Kendell Jones | 0-2-2 | 0-1-1 | ... | ... | ... | ... | ... | ... | | | | | 0-3-3 |
| Kobe Jones | 2-3-5 | 1-1-2 | ... | 0-3-3 | 2-1-3 | 0-1-1 | 0-1-1 | ... | | | | | 5-10-15 |
| Traver Jung | 2-1-3 | 0-1-1 | 0-1-1 | ... | ... | 0-1-1 | ... | ... | | | | | 2-4-6 |
| Leo Lewis | 0-1-1 | 1-2-3 | 1-7-8 | 0-3-3 | 1-2-3 | 1-2-3 | 1-2-3 | 4-4-8 | | | | | 9-23-32 |
| Mark McLaurin | ... | 6-4-10 | 4-5-9 | 2-4-6 | 1-2-3 | 0-3-3 | 4-7-11 | 3-3-6 | | | | | 20-28-48 |
| C.J. Morgan | 1-1-2 | 3-0-3 | ... | ... | ... | ... | ... | ... | | | | | 4-1-5 |
| Jamal Peters | 1-0-1 | 0-1-1 | 0-3-3 | 1-2-3 | 2-0-2 | 0-1-1 | 1-1-2 | 0-1-1 | | | | | 5-9-14 |
| Josiah Phillips | 0-1-1 | ... | ... | ... | ... | ... | ... | ... | | | | | 0-1-1 |
| Chris Rayford | ... | 0-1-1 | ... | 1-0-1 | 2-0-2 | 0-1-1 | 0-1-1 | 1-0-1 | | | | | 4-3-7 |
| Jeffery Simmons | 2-3-5 | 3-2-5 | 1-6-7 | 1-3-4 | 3-3-6 | 1-3-4 | 1-2-3 | 0-2-2 | | | | | 12-24-36 |
| Maurice Smitherman | 0-1-1 | ... | ... | ... | 0-1-1 | 1-0-1 | 0-2-2 | ... | | | | | 1-4-5 |
| Marquiss Spencer | 0-2-2 | 1-0-1 | 0-2-2 | 2-0-2 | 0-1-1 | 0-1-1 | 0-1-1 | 0-1-1 | | | | | 3-8-11 |
| Montez Sweat | 0-3-3 | 2-1-3 | 0-1-1 | 0-3-3 | 2-1-3 | 3-2-5 | 3-4-7 | 3-3-6 | | | | | 13-18-31 |
| Cory Thomas | 2-2-4 | ... | ... | ... | ... | ... | ... | 0-1-1 | | | | | 2-3-5 |
| Erroll Thompson | 0-3-3 | 2-1-3 | ... | 1-5-6 | ... | ... | 1-2-3 | 4-4-8 | 4-3-7 | | | | 12-18-30 |
| Tim Washington | 0-1-1 | 1-2-3 | 0-2-2 | ... | ... | 0-1-1 | ... | ... | | | | | 1-6-7 |

| TFL-Yards | CSU | LT | LSU | at UGA | at AU | BYU | UK | A&M | UMass | Bama | at Ark | OM | TOTALS |
|------------------|-------|--------|-------|--------|--------|-------|--------|-------|-------|------|--------|----|--------|
| Johnathan Abram | ... | 0.5-5 | ... | 0.5-1 | ... | ... | 1.0-1 | ... | | | | | 2.0-7 |
| Fletcher Adams | 1.5-8 | ... | ... | ... | ... | ... | ... | ... | | | | | 1.5-8 |
| Tre Brown | 0.5-0 | 1.0-2 | ... | 1.0-5 | ... | ... | ... | ... | | | | | 2.5-7 |
| Brandon Bryant | ... | ... | ... | ... | 0.5-1 | ... | ... | ... | | | | | 0.5-1 |
| Cameron Dantzler | 1.0-8 | ... | ... | ... | ... | ... | ... | ... | | | | | 1.0-8 |
| Willie Gay Jr. | 1.0-3 | ... | ... | ... | ... | ... | ... | 1.0-4 | | | | | 2.0-7 |
| J.T. Gray | ... | ... | 1.0-1 | ... | 0.5-1 | ... | ... | ... | | | | | 1.5-2 |
| Gerri Green | ... | 2.0-12 | ... | ... | 1.0-4 | 1.0-1 | ... | 1.0-1 | | | | | 5.0-18 |
| Dez Harris | 1.0-1 | 1.0-2 | ... | ... | ... | ... | 1.0-6 | ... | | | | | 3.0-9 |
| Braxton Hoyett | ... | ... | 1.0-1 | ... | ... | ... | 0.5-1 | ... | | | | | 1.5-2 |
| Kendell Jones | 0.5-2 | ... | ... | ... | ... | ... | ... | ... | | | | | 0.5-2 |
| Kobe Jones | 1.5-4 | ... | ... | ... | 1.0-1 | ... | ... | ... | | | | | 2.5-5 |
| Traver Jung | 1.0-2 | ... | ... | ... | ... | ... | ... | ... | | | | | 1.0-2 |
| Leo Lewis | ... | 0.5-6 | ... | ... | ... | ... | ... | ... | | | | | 0.5-6 |
| Mark McLaurin | ... | ... | ... | ... | 0.5-0 | ... | ... | ... | | | | | 0.5-5 |
| Chris Rayford | ... | ... | ... | ... | 1.0-2 | ... | ... | ... | | | | | 1.0-2 |
| Jeffery Simmons | 1.0-7 | ... | 1.5-6 | ... | 1.5-14 | ... | 1.5-2 | 0.5-0 | | | | | 6.0-29 |
| Marquiss Spencer | ... | ... | 0.5-2 | 1.0-2 | ... | ... | ... | 0.5-1 | | | | | 2.0-5 |
| Montez Sweat | ... | 1.0-1 | ... | 0.5-2 | 1.0-7 | 1.0-4 | 2.5-12 | 2.0-9 | | | | | 8.0-35 |
| Erroll Thompson | ... | ... | ... | ... | ... | ... | 0.5-1 | 1.0-1 | | | | | 1.5-2 |

| Sacks-Yards | CSU | LT | LSU | at UGA | at AU | BYU | UK | A&M | UMass | Bama | at Ark | OM | TOTALS |
|------------------|-------|--------|-------|--------|--------|-------|--------|-------|-------|------|--------|----|--------|
| Johnathan Abram | ... | 0.5-5 | ... | ... | ... | ... | ... | ... | | | | | 0.5-5 |
| Willie Gay Jr. | ... | ... | ... | ... | ... | ... | ... | 1.0-4 | | | | | 1.0-4 |
| Gerri Green | ... | 2.0-12 | ... | ... | ... | ... | ... | ... | | | | | 2.0-12 |
| Dez Harris | ... | 1.0-2 | ... | ... | ... | ... | 1.0-6 | ... | | | | | 2.0-8 |
| Braxton Hoyett | ... | ... | ... | ... | ... | ... | 0.5-1 | ... | | | | | 0.5-1 |
| Leo Lewis | ... | 0.5-6 | ... | ... | ... | ... | ... | ... | | | | | 0.5-6 |
| Jeffery Simmons | 1.0-7 | ... | 1.5-6 | ... | 1.0-13 | ... | ... | ... | | | | | 3.5-26 |
| Marquiss Spencer | ... | ... | 0.5-2 | ... | ... | ... | ... | ... | | | | | 0.5-2 |
| Montez Sweat | ... | ... | ... | ... | 1.0-7 | 1.0-4 | 1.5-10 | 2.0-9 | | | | | 5.5-30 |

GAME 1

Charleston Southern 0
MSU 49

Sept. 2, 2017
Davis Wade Stadium
Starkville, Miss.
54,215

Mississippi State

| RUSHING | Att. | Gain | Lost | Net | TD | Long | Avg. |
|------------------|------|------|------|-----|----|------|------|
| Aeris Williams | 16 | 83 | 0 | 83 | 1 | 15 | 5.2 |
| Kylin Hill | 9 | 64 | 2 | 62 | 0 | 19 | 6.9 |
| Nick Fitzgerald | 7 | 43 | 2 | 41 | 1 | 19 | 5.9 |
| Nick Gibson | 6 | 41 | 0 | 41 | 0 | 12 | 6.8 |
| Keytaon Thompson | 6 | 38 | 2 | 36 | 0 | 16 | 6.0 |
| Alec Murphy | 2 | 9 | 0 | 9 | 0 | 6 | 4.5 |
| Dontavian Lee | 2 | 4 | 0 | 4 | 1 | 3 | 2.0 |
| Bennie Braswell | 1 | 4 | 0 | 4 | 0 | 4 | 4.0 |
| Deddrick Thomas | 1 | 1 | 0 | 1 | 0 | 1 | 1.0 |

| PASSING | Com | Att | Int | Yds | TD | Long | Sacks |
|------------------|-----|-----|-----|-----|----|------|-------|
| Nick Fitzgerald | 16 | 29 | 0 | 239 | 2 | 62 | 0 |
| Keytaon Thompson | 4 | 7 | 0 | 35 | 1 | 11 | 0 |

| RECEIVING | No. | Yds. | TD | Long |
|-----------------|-----|------|----|------|
| Donald Gray | 3 | 57 | 0 | 24 |
| Reggie Todd | 3 | 24 | 0 | 11 |
| Gabe Myles | 3 | 19 | 1 | 8 |
| Farrod Green | 2 | 68 | 0 | 62 |
| Deddrick Thomas | 2 | 34 | 1 | 24 |
| Jordan Thomas | 2 | 18 | 0 | 12 |
| Keith Mixon | 1 | 15 | 0 | 15 |
| Jesse Jackson | 1 | 15 | 0 | 15 |
| Jamal Couch | 1 | 11 | 1 | 11 |
| Osirus Mitchell | 1 | 9 | 0 | 9 |
| Nick Gibson | 1 | 4 | 0 | 4 |

| PUNTING | No. | Yds. | Avg. | Long | I20 | TB |
|------------------|-----|------|------|------|-----|----|
| Kody Schexnayder | 1 | 28 | 28.0 | 28 | 0 | 0 |
| Logan Cooke | 4 | 177 | 44.2 | 59 | 2 | 0 |

| FIELD GOALS | Att. | Made | Long | KICKS |
|-------------|------|------|------|------------------------|
| Tucker Day | 3 | 1 | 40 | made 40; missed 32, 47 |

| ALL RETURNS | Punts | | | Kickoffs | | | Intercepted | | |
|-------------|-------|------|-----|----------|------|-----|-------------|------|-----|
| | No. | Yds. | Lg. | No. | Yds. | Lg. | No. | Yds. | Lg. |
| Donald Gray | 0 | 0 | 0 | 1 | 52 | 52 | 0 | 0 | 0 |
| Gabe Myles | 3 | 22 | 19 | 1 | 23 | 23 | 0 | 0 | 0 |

Charleston Southern

| RUSHING | Att. | Gain | Lost | Net | TD | Long | Avg. |
|-----------------|------|------|------|-----|----|------|-------|
| Ronnie Harris | 7 | 18 | 0 | 18 | 0 | 5 | 2.6 |
| Robert Mitchell | 3 | 15 | 4 | 11 | 0 | 8 | 3.7 |
| Terrance Wilson | 3 | 9 | 0 | 9 | 0 | 5 | 3.0 |
| Adam Allen | 2 | 8 | 0 | 8 | 0 | 5 | 4.0 |
| Geoffrey Wall | 1 | 7 | 0 | 7 | 0 | 7 | 7.0 |
| Chanin Hamilton | 9 | 16 | 12 | 4 | 0 | 6 | 0.4 |
| London Johnson | 4 | 7 | 4 | 3 | 0 | 4 | 0.8 |
| Elijah Henry | 1 | 1 | 0 | 1 | 0 | 1 | 1.0 |
| Noah Shuler | 3 | 0 | 1 | -1 | 0 | 0 | -0.3 |
| Shane Bucenell | 5 | 6 | 23 | -17 | 0 | 4 | -3.4 |
| TEAM | 1 | 0 | 25 | -25 | 0 | 0 | -25.0 |

| PASSING | Com | Att | Int | Yds | TD | Long | Sacks |
|----------------|-----|-----|-----|-----|----|------|-------|
| Shane Bucenell | 3 | 8 | 0 | 15 | 0 | 4 | 1 |

| RECEIVING | No. | Yds. | TD | Long |
|-----------------|-----|------|----|------|
| Travay Hatten | 1 | 7 | 0 | 4 |
| Chanin Hamilton | 1 | 5 | 0 | 4 |
| Geoffrey Wall | 1 | 3 | 0 | 3 |

| PUNTING | No. | Yds. | Avg. | Long | I20 | TB |
|---------------|-----|------|------|------|-----|----|
| Kyle Reighard | 12 | 537 | 44.8 | 54 | 2 | 0 |

| FIELD GOALS | Att. | Made | Long | KICKS |
|-------------|------|------|------|-------|
| none | | | | |

| ALL RETURNS | Punts | | | Kickoffs | | | Intercepted | | |
|-------------|-------|------|-----|----------|------|-----|-------------|------|-----|
| | No. | Yds. | Lg. | No. | Yds. | Lg. | No. | Yds. | Lg. |
| James Allen | 0 | 0 | 0 | 4 | 63 | 23 | 0 | 0 | 0 |

MSU Dominant in All Phases in Opener, 49-0

MSU turned in one of the most dominant defensive performances in its history in shutting out FCS Charleston Southern, 49-0, in the season-opener. The **Todd Grantham** era opened with the Bulldogs' first shutout since 2014 as MSU held the Bucs to 0.7 yards per play, representing the fewest allowed in school history. Charleston managed only two first downs and 33 yards of total offense - the fewest allowed by MSU since 1963. The Bulldogs put up 23 points in the first quarter as **Nick Fitzgerald** capped the first drive with a 2-yard run. Fitzgerald then found **Gabe Myles** for an 8-yard score. For the first time since 2000, MSU tallied two safeties with both coming in the first half. **Fletcher Adams**, making his first career start, played a crucial role in both. The Bulldogs led 35-0 at the break when Fitzgerald hit **Deddrick Thomas** for a 10-yard score. Eleven different MSU players caught passes on the day, while MSU's rushing attack pounded out 281 yards. Fitzgerald accounted for three touchdowns before sitting most of the second half. Redshirt freshman **Kobe Jones**, playing in his first career game, finished with six tackles, 2.5 tackles for loss and one forced fumble. **Jeffery Simmons** recorded the first sack of his career, while Adams had 1.5 tackles for loss. Grantham's defense finished with 10 tackles for loss, while Charleston Southern never crossed the 50-yard line.

| | | | | | |
|-------------------|----|----|---|---|-----|
| Charleston So. | 0 | 0 | 0 | 0 | -0 |
| Mississippi State | 23 | 12 | 7 | 7 | -49 |

| | | | |
|-----|-------|-----|---|
| 1st | 14:02 | MSU | Nick Fitzgerald 2 yd run (Tucker Day kick) |
| | 03:35 | MSU | Gabe Myles 8 yd pass from Nick Fitzgerald (Tucker Day kick) |
| | 03:20 | MSU | TEAM safety |
| | 01:24 | MSU | Aeris Williams 2 yd run (Tucker Day kick) |
| 2nd | 07:08 | MSU | Tucker Day 40 yd field goal |
| | 03:54 | MSU | TEAM safety |
| | 02:37 | MSU | Deddrick Thomas 10 yd pass from Nick Fitzgerald (Day kick) |
| 3rd | 08:42 | MSU | Dontavian Lee 3 yd run (Tucker Day kick) |
| 4th | 05:58 | MS | Jamal Couch 11 yd pass from K. Thompson (Christmann kick) |

Team Stats

| | CSU | MSU |
|--------------------------------|---------|---------|
| FIRST DOWNS | 2 | 29 |
| Rushing | 2 | 17 |
| Passing | 0 | 11 |
| Penalty | 0 | 1 |
| NET YARDS RUSHING | 18 | 281 |
| Rushing Attempts | 39 | 50 |
| Average Per Rush | 0.5 | 5.6 |
| NET YARDS PASSING | 15 | 274 |
| Completions-Attempts-Int | 3-8-0 | 20-36-0 |
| Average Per Attempt | 1.9 | 7.6 |
| Average Per Completion | 5.0 | 13.7 |
| TOTAL OFFENSE YARDS | 33 | 555 |
| Total offense plays | 47 | 86 |
| Average Gain Per Play | 0.7 | 6.5 |
| Penalties: Number-Yards | 4-30 | 7-60 |
| PUNTS-YARDS | 12-537 | 5-205 |
| KICKOFFS-YARDS | 3-180 | 8-516 |
| Punt returns: Number-Yards-TD | 0-0-0 | 3-22-0 |
| Kickoff returns: Number-Yds-TD | 4-63-0 | 2-75-0 |
| Interceptions: Number-Yds-TD | 0-0-0 | 0-0-0 |
| Fumble Returns: Number-Yds-TD | 0-0-0 | 0-0-0 |
| Possession Time | 27:35 | 32:25 |
| Third-Down Conversions | 2 of 14 | 6 of 15 |
| Fourth-Down Conversions | 0 of 0 | 1 of 1 |
| Red-Zone Scores-Chances | 0-0 | 6-7 |
| Sacks By: Number-Yards | 0-0 | 1-7 |
| PAT Kicks | 0-0 | 6-6 |

GAME 2

MSU 57
Louisiana Tech 21

Sept. 9, 2017
Davis Wade Stadium
Starkville, Miss.
28,100

Mississippi State

| RUSHING | Att. | Gain | Lost | Net | TD | Long | Avg. |
|------------------|------|------|------|-----|----|------|------|
| Nick Fitzgerald | 10 | 111 | 0 | 111 | 2 | 44 | 11.1 |
| Aeris Williams | 9 | 108 | 1 | 107 | 0 | 59 | 11.9 |
| Kylin Hill | 10 | 62 | 0 | 62 | 1 | 10 | 6.2 |
| Dontavian Lee | 2 | 15 | 0 | 15 | 0 | 9 | 7.5 |
| Nick Gibson | 5 | 20 | 5 | 15 | 0 | 11 | 3.0 |
| Keytaon Thompson | 2 | 11 | 0 | 11 | 0 | 7 | 5.5 |
| Dedrick Thomas | 1 | 7 | 0 | 7 | 0 | 7 | 7.0 |
| TEAM | 1 | 0 | 1 | -1 | 0 | 0 | -1.0 |

| PASSING | Com | Att | Int | Yds | TD | Long | Sacks |
|------------------|-----|-----|-----|-----|----|------|-------|
| Nick Fitzgerald | 12 | 18 | 1 | 124 | 3 | 28 | 0 |
| Keytaon Thompson | 1 | 2 | 0 | 8 | 0 | 8 | 0 |

| RECEIVING | No. | Yds. | TD | Long |
|----------------|-----|------|----|------|
| Donald Gray | 4 | 19 | 1 | 8 |
| Dedrick Thomas | 3 | 20 | 0 | 9 |
| Jordan Thomas | 2 | 25 | 1 | 17 |
| Aeris Williams | 1 | 28 | 0 | 28 |
| Gabe Myles | 1 | 21 | 1 | 21 |
| Jesse Jackson | 1 | 14 | 0 | 14 |
| Justin Johnson | 1 | 5 | 0 | 5 |

| PUNTING | No. | Yds. | Avg. | Long | I20 | TB |
|-------------|-----|------|------|------|-----|----|
| Logan Cooke | 3 | 143 | 47.7 | 55 | 1 | 0 |

| FIELD GOALS | Att. | Made | Long | KICKS |
|-------------|------|------|------|---------|
| Tucker Day | 1 | 1 | 36 | made 36 |

| ALL RETURNS | Punts | | | Kickoffs | | | Intercepted | | |
|-----------------|-------|------|-----|----------|------|-----|-------------|------|-----|
| | No. | Yds. | Lg. | No. | Yds. | Lg. | No. | Yds. | Lg. |
| Gabe Myles | 2 | -4 | 5 | 0 | 0 | 0 | 0 | 0 | 0 |
| Reggie Todd | 0 | 0 | 0 | 1 | 2 | 2 | 0 | 0 | 0 |
| Keith Mixon | 0 | 0 | 0 | 3 | 42 | 15 | 0 | 0 | 0 |
| Mark McLaurin | 0 | 0 | 0 | 0 | 0 | 0 | 1 | 32 | 32 |
| Jeffery Simmons | 1 | 24 | 0 | 0 | 0 | 0 | 0 | 0 | 0 |

Louisiana Tech

| RUSHING | Att. | Gain | Lost | Net | TD | Long | Avg. |
|---------------|------|------|------|-----|----|------|-------|
| Boston Scott | 13 | 96 | 0 | 96 | 0 | 24 | 7.4 |
| Jarred Craft | 18 | 83 | 2 | 81 | 0 | 16 | 4.5 |
| Jaqwis Dancy | 7 | 45 | 0 | 45 | 0 | 14 | 6.4 |
| Israel Tucker | 3 | 25 | 0 | 25 | 0 | 19 | 8.3 |
| Kam McKnight | 1 | 1 | 0 | 1 | 1 | 1 | 1.0 |
| J'Mar Smith | 7 | 24 | 33 | -9 | 0 | 11 | -1.3 |
| TEAM | 1 | 0 | 87 | -87 | 0 | 0 | -87.0 |

| PASSING | Com | Att | Int | Yds | TD | Long | Sacks |
|----------------|---------|-----|-----|-----|----|------|-------|
| J'Mar Smith | 10-23-1 | 140 | 0 | 58 | 4 | | |
| Westin Elliott | 3-6-0 | 23 | 1 | 10 | 0 | | |
| TEAM | 0-1-0 | 0 | 0 | 0 | 0 | | |

| RECEIVING | No. | Yds. | TD | Long |
|----------------|-----|------|----|------|
| Marcus Gaines | 3 | 104 | 0 | 58 |
| Teddy Veal | 3 | 15 | 0 | 9 |
| Cee Jay Powell | 2 | 14 | 0 | 10 |
| Kam McKnight | 2 | 13 | 0 | 7 |
| Boston Scott | 2 | 8 | 0 | 6 |
| Zach Cousar | 1 | 9 | 1 | 9 |

| PUNTING | No. | Yds. | Avg. | Long | I20 | TB |
|--------------|-----|------|------|------|-----|----|
| Brady Farlow | 7 | 273 | 39.0 | 47 | 0 | 0 |

| FIELD GOALS | Att. | Made | Long | KICKS |
|-----------------|------|------|------|-------------|
| Jonathan Barnes | 2 | 2 | 45 | made 27, 45 |

| ALL RETURNS | Punts | | | Kickoffs | | | Intercepted | | |
|----------------|-------|------|-----|----------|------|-----|-------------|------|-----|
| | No. | Yds. | Lg. | No. | Yds. | Lg. | No. | Yds. | Lg. |
| Amik Robertson | 0 | 0 | 0 | 0 | 0 | 0 | 1 | 61 | 61 |

MSU Scores 36 Unanswered, Beats LA Tech, 57-21

Nick Fitzgerald accounted for five touchdowns as MSU rallied from a 9-0 deficit with 36 unanswered points to run past Louisiana Tech, 57-21, on a Saturday night in Ruston. Tech took advantage of a Fitzgerald interception and went up 9-0 with 6:46 to go in the first quarter. That is until defensive tackle Jeffery Simmons made his presence known with the first of two touchdowns on the night. Simmons skied into the air to block a punt and then recovered his own blocked punt in the endzone. Fitzgerald then found a groove, hitting **Jordan Thomas** and **Donald Gray** for touchdown passes on consecutive drives. Fitzgerald got into the scoring act himself with two spectacular touchdown runs to put MSU up 43-14 with 14:27 remaining in the third quarter. Simmons did it again, scooping up a **Gerri Green** forced fumble and returning it 90 yards for a touchdown on the ensuing drive. It was the longest fumble recovery score for the Bulldogs since 2000. Simmons finished with five tackles and became the first MSU defensive player with multiple scores in a game since Johnthan Banks had two against Florida in 2009. Green tallied two forced fumbles and two sacks, while **Mark McLaurin** was the Bulldogs' leading tackler with 10.

Scoring

| | | | | | |
|-------------------|----|----|----|---|------|
| Mississippi State | 16 | 20 | 21 | 0 | - 57 |
| Louisiana Tech | 9 | 5 | 0 | 7 | - 21 |

| | | | |
|-----|-------|-----|---|
| 1st | 13:21 | LT | Jonathan Barnes 27 yd field goal |
| | 06:46 | LT | Kam McKnight 1 yd run (Jonathan Barnes kick blockd) |
| | 05:05 | MSU | Tucker Day 36 yd field goal |
| | 01:06 | MSU | Jeffery Simmons 0 yd blocked punt return (Tucker Day kick) |
| | 00:10 | MSU | Jordan Thomas 17 yd pass from N. Fitzgerald (Day kick blockd) |
| 2nd | 11:27 | MSU | Donald Gray 6 yd pass from Nick Fitzgerald (Tucker Day kick) |
| | 07:12 | MSU | Nick Fitzgerald 30 yd run (Tucker Day kick) |
| | 00:41 | MSU | Gabe Myles 21 yd pass from Nick Fitzgerald (Day kick blockd) |
| | 00:41 | LT | Amik Robertson PAT return |
| | 00:00 | LT | Jonathan Barnes 45 yd field goal |
| 3rd | 14:27 | MSU | Nick Fitzgerald 44 yd run (Jace Christmann kick) |
| | 09:48 | MSU | Jeffery Simmons 90 yd fumble recovery (Jace Christmann kick) |
| | 03:24 | MSU | Kylin Hill 2 yd run (Jace Christmann kick) |
| 4th | 00:15 | LT | Zach Cousar 9 yd pass from Westin Elliott (Barnes kick) |

Team Stats

| | MSU | LT |
|--------------------------------|---------|---------|
| FIRST DOWNS | 21 | 20 |
| Rushing | 15 | 12 |
| Passing | 6 | 5 |
| Penalty | 0 | 3 |
| NET YARDS RUSHING | 327 | 152 |
| Rushing Attempts | 40 | 50 |
| Average Per Rush | 8.2 | 3.0 |
| NET YARDS PASSING | 132 | 163 |
| Completions-Attempts-Int | 13-20-1 | 13-30-1 |
| Average Per Attempt | 6.6 | 5.4 |
| Average Per Completion | 10.2 | 12.5 |
| TOTAL OFFENSE YARDS | 459 | 315 |
| Total offense plays | 60 | 80 |
| Average Gain Per Play | 7.7 | 3.9 |
| Fumbles: Number-Lost | 0-0 | 3-2 |
| Penalties: Number-Yards | 6-70 | 6-60 |
| PUNTS-YARDS | 3-143 | 8-273 |
| KICKOFFS-YARDS | 10-650 | 4-216 |
| Punt returns: Number-Yards-TD | 3-20-1 | 0-0-0 |
| Kickoff returns: Number-Yds-TD | 4-44-0 | 0-0-0 |
| Interceptions: Number-Yds-TD | 1-32-0 | 1-61-0 |
| Fumble Returns: Number-Yds-TD | 1-90-1 | 0-0-0 |
| Possession Time | 23:52 | 36:08 |
| Third-Down Conversions | 5 of 10 | 4 of 15 |
| Fourth-Down Conversions | 0 of 1 | 1 of 2 |
| Red-Zone Scores-Chances | 4-5 | 3-5 |
| Sacks By: Number-Yards | 4-25 | 0-0 |

GAME 3

#12/11 LSU
MSU

7
37

Sept. 16, 2017
Davis Wade Stadium
Starkville, Miss.
60,596

Mississippi State

| RUSHING | Att. | Gain | Lost | Net | TD | Long | Avg. |
|------------------|------|------|------|-----|----|------|------|
| Aeris Williams | 23 | 147 | 1 | 146 | 0 | 28 | 6.3 |
| Nick Fitzgerald | 14 | 90 | 2 | 88 | 2 | 24 | 6.3 |
| Nick Gibson | 3 | 23 | 0 | 23 | 0 | 14 | 7.7 |
| Keytaon Thompson | 1 | 12 | 0 | 12 | 0 | 12 | 12.0 |
| Kylin Hill | 2 | 11 | 0 | 11 | 0 | 11 | 5.5 |
| Dontavian Lee | 3 | 9 | 2 | 7 | 0 | 5 | 2.3 |
| Team | 2 | 0 | 2 | -2 | 0 | 0 | -1.0 |

| PASSING | Com | Att. | Int. | Yds. | TD | Long | Sacks |
|-----------------|-----|------|------|------|----|------|-------|
| Nick Fitzgerald | 15 | 23 | 0 | 180 | 2 | 45 | 1 |

| RECEIVING | No. | Yds. | TD | Long |
|----------------|-----|------|----|------|
| Keith Mixon | 6 | 97 | 1 | 45 |
| Donald Gray | 3 | 19 | 0 | 11 |
| Jordan Thomas | 2 | 13 | 0 | 7 |
| Farrod Green | 1 | 22 | 0 | 22 |
| Dedrick Thomas | 1 | 20 | 1 | 20 |
| Jesse Jackson | 1 | 8 | 0 | 8 |
| Aeris Williams | 1 | 1 | 0 | 1 |

| PUNTING | No. | Yds. | Avg. | Long | I20 | TB |
|-------------|-----|------|------|------|-----|----|
| Logan Cooke | 3 | 138 | 46.0 | 50 | 2 | 0 |

| FIELD GOALS | Att. | Made | Long | KICKS |
|-----------------|------|------|------|-----------------|
| Jace Christmann | 3 | 3 | 45 | made 30, 45, 27 |

| ALL RETURNS | Punts | | | Kickoffs | | | Intercepted | | |
|-------------|-------|------|-----|----------|------|-----|-------------|------|-----|
| | No. | Yds. | Lg. | No. | Yds. | Lg. | No. | Yds. | Lg. |
| Donald Gray | 2 | 49 | 35 | 0 | 0 | 0 | 0 | 0 | 0 |

LSU

| RUSHING | Att. | Gain | Lost | Net | TD | Long | Avg. |
|--------------------|------|------|------|-----|----|------|------|
| Derrius Guice | 15 | 77 | 1 | 76 | 0 | 25 | 5.1 |
| Darrel Williams | 5 | 29 | 0 | 29 | 1 | 10 | 5.8 |
| Derrick Dillon | 2 | 13 | 1 | 12 | 0 | 13 | 6.0 |
| Danny Etling | 4 | 18 | 8 | 10 | 0 | 11 | 2.5 |
| Russell Gage | 2 | 5 | 0 | 5 | 0 | 5 | 2.5 |
| C. Edwards-Helaire | 1 | 1 | 0 | 1 | 0 | 1 | 1.0 |

| PASSING | Com | Att. | Int. | Yds. | TD | Long | Sacks |
|--------------|-----|------|------|------|----|------|-------|
| Danny Etling | 13 | 29 | 0 | 137 | 0 | 19 | 2 |

| RECEIVING | No. | Yds. | TD | Long |
|-----------------|-----|------|----|------|
| DJ Chark | 3 | 23 | 0 | 12 |
| Darrel Williams | 2 | 37 | 0 | 19 |
| Derrick Dillon | 2 | 21 | 0 | 11 |
| J.D. Moore | 2 | 20 | 0 | 14 |
| Foster Moreau | 2 | 17 | 0 | 15 |
| Russell Gage | 1 | 16 | 0 | 16 |
| Derrius Guice | 1 | 3 | 0 | 3 |

| PUNTING | No. | Yds. | Avg. | Long | I20 | TB |
|--------------|-----|------|------|------|-----|----|
| Josh Growden | 7 | 286 | 40.9 | 53 | 1 | 0 |

| FIELD GOALS | Att. | Made | Long | KICKS |
|-------------|------|------|------|-------|
| none | | | | |

| ALL RETURNS | Punts | | | Kickoffs | | | Intercepted | | |
|--------------------|-------|------|-----|----------|------|-----|-------------|------|-----|
| | No. | Yds. | Lg. | No. | Yds. | Lg. | No. | Yds. | Lg. |
| C. Edwards-Helaire | 0 | 0 | 0 | 2 | 40 | 21 | 0 | 0 | 0 |

MSU Crushes No. 11 LSU in Most Dominant Win in Series History, 37-7

MSU handed No. 11 LSU its worst loss in the 111-year series history by a score of 37-7 in front of a raucous 60,596 on a Saturday night in Davis Wade Stadium. The win was the Bulldogs' first over the Tigers in Starkville since 1999 and it was MSU's largest margin of victory over a ranked opponent since 1942. **Nick Fitzgerald** accounted for four touchdowns, and **Aeris Williams** rushed for 146 yards - his second straight 100-yard game. The Bulldogs pounded out 285 yards on the ground, the most allowed by LSU under defensive coordinator Dave Aranda. MSU scored on seven consecutive drives. Fitzgerald had two first-half rushing scores, including a pivotal 3-yard dive with 0:07 remaining in the second quarter that put the Bulldogs up double digits and capped a 10-play, 54-yard drive. MSU outscored LSU 20-0 in the second half. **Todd Grantham's** defense held the Tigers to 3-of-13 on third down. LSU punted on three consecutive drives and turned it over on downs twice in the second half. **Jeffery Simmons** set the tone up front with a career-best seven tackle, 1.5 sacks and two quarterback hurries. **Mark McLaurin** collected a team-high nine tackles. Walk-on **Jace Christmann** also converted the first field goals of his career.

Scoring

| | | | | | |
|-------------------|---|----|----|---|-----|
| LSU | 0 | 7 | 0 | 0 | -7 |
| Mississippi State | 0 | 17 | 13 | 7 | -37 |

| | | | |
|-----|-------|-----|---|
| 2nd | 13:38 | MSU | Nick Fitzgerald 3 yd run (Jace Christmann kick) |
| | 09:44 | LSU | Darrel Williams 10 yd run (Jack Gonsoulin kick) |
| | 05:04 | MSU | Jace Christmann 30 yd field goal |
| | 00:07 | MSU | Nick Fitzgerald 3 yd run (Jace Christmann kick) |
| 3rd | 10:53 | MSU | Jace Christmann 45 yd field goal |
| | 05:10 | MSU | Keith Mixon 45 yd pass from Nick Fitzgerald (Christmann kick) |
| | 01:55 | MSU | Jace Christmann 27 yd field goal |
| 4th | 13:01 | MSU | Dedrick Thomas 20 yd pass from Fitzgerald (Christmann kick) |

Team Stats

| | LSU | MSU |
|--------------------------------|---------|---------|
| FIRST DOWNS | 13 | 25 |
| Rushing | 5 | 12 |
| Passing | 6 | 9 |
| Penalty | 2 | 4 |
| NET YARDS RUSHING | 133 | 285 |
| Rushing Attempts | 29 | 48 |
| Average Per Rush | 4.6 | 5.9 |
| NET YARDS PASSING | 137 | 180 |
| Completions-Attempts-Int | 13-29-0 | 15-23-0 |
| Average Per Attempt | 4.7 | 7.8 |
| Average Per Completion | 10.5 | 12.0 |
| TOTAL OFFENSE YARDS | 270 | 465 |
| Total offense plays | 58 | 71 |
| Average Gain Per Play | 4.7 | 6.5 |
| Fumbles: Number-Lost | 1-0 | 0-0 |
| Penalties: Number-Yards | 9-112 | 5-49 |
| PUNTS-YARDS | 7-286 | 3-138 |
| KICKOFFS-YARDS | 2-130 | 8-515 |
| Punt returns: Number-Yards-TD | 0-0-0 | 2-49-0 |
| Kickoff returns: Number-Yds-TD | 2-40-0 | 0-0-0 |
| Interceptions: Number-Yds-TD | 0-0-0 | 0-0-0 |
| Fumble Returns: Number-Yds-TD | 0-0-0 | 0-0-0 |
| Possession Time | 24:05 | 35:55 |
| Third-Down Conversions | 3 of 13 | 7 of 13 |
| Fourth-Down Conversions | 0 of 2 | 0 of 0 |
| Red-Zone Scores-Chances | 1-1 | 5-6 |
| Sacks By: Number-Yards | 1-2 | 2-8 |
| PAT Kicks | 1-1 | 4-4 |
| Field Goals | 0-0 | 3-3 |
| Points off turnovers | 0 | 0 |

GAME 4

#17/19 MSU **3**
 #11/12 Georgia **31**

Sept. 23, 2017
 Sanford Stadium
 Athens, Ga.
 92,746

Mississippi State

| RUSHING | Att. | Gain | Lost | Net | TD | Long | Avg. |
|------------------|------|------|------|-----|----|------|------|
| Nick Gibson | 5 | 53 | 1 | 52 | 0 | 39 | 10.4 |
| Nick Fitzgerald | 10 | 47 | 0 | 47 | 0 | 14 | 4.7 |
| Aeris Williams | 11 | 24 | 0 | 24 | 0 | 5 | 2.2 |
| Kylin Hill | 7 | 22 | 1 | 21 | 0 | 9 | 3.0 |
| Keytaon Thompson | 2 | 15 | 0 | 15 | 0 | 13 | 7.5 |
| Keith Mixon | 1 | 11 | 0 | 11 | 0 | 11 | 11.0 |
| Dontavian Lee | 1 | 7 | 0 | 7 | 0 | 7 | 7.0 |

| PASSING | Com | Att | Int | Yds | TD | Long | Sacks |
|------------------|-----|-----|-----|-----|----|------|-------|
| Fitzgerald, Nick | 14 | 29 | 2 | 83 | 0 | 21 | 0 |
| Keytaon Thompson | 1 | 4 | 0 | 20 | 0 | 20 | 0 |

| RECEIVING | No. | Yds. | TD | Long |
|----------------|-----|------|----|------|
| Aeris Williams | 5 | 12 | 0 | 9 |
| Keith Mixon | 3 | 12 | 0 | 5 |
| Dedrick Thomas | 2 | 41 | 0 | 21 |
| Jesse Jackson | 2 | 15 | 0 | 12 |
| Donald Gray | 2 | 13 | 0 | 7 |
| Kylin Hill | 1 | 10 | 0 | 10 |

| PUNTING | No. | Yds. | Avg. | Long | I20 | TB |
|-------------|-----|------|------|------|-----|----|
| Logan Cooke | 7 | 315 | 45.0 | 67 | 4 | 1 |

| FIELD GOALS | Att. | Made | Long | KICKS |
|-----------------|------|------|------|---------|
| Jace Christmann | 1 | 1 | 26 | made 26 |

| ALL RETURNS | Punts | | | Kickoffs | | | Intercepted | |
|-------------|-------|------|-----|----------|------|-----|-------------|------|
| | No. | Yds. | Lg. | No. | Yds. | Lg. | No. | Yds. |
| none | | | | | | | | |

Georgia

| RUSHING | Att. | Gain | Lost | Net | TD | Long | Avg. |
|---------------|------|------|------|-----|----|------|------|
| Nick Chubb | 15 | 83 | 2 | 81 | 2 | 28 | 5.4 |
| D'Andre Swift | 10 | 72 | 3 | 69 | 0 | 20 | 6.9 |
| Sony Michel | 7 | 32 | 0 | 32 | 0 | 8 | 4.6 |
| Brian Herrien | 9 | 26 | 5 | 21 | 0 | 7 | 2.3 |
| Jake Fromm | 1 | 0 | 0 | 0 | 0 | 0 | 0.0 |

| PASSING | Com | Att. | Int. | Yds. | TD | Long | Sacks |
|------------|-----|------|------|------|----|------|-------|
| Jake Fromm | 9 | 12 | 0 | 201 | 2 | 59 | 0 |

| RECEIVING | No. | Yds. | TD | Long |
|----------------|-----|------|----|------|
| Terry Godwin | 2 | 80 | 1 | 59 |
| Javon Wims | 2 | 43 | 0 | 27 |
| Isaac Nauta | 1 | 41 | 1 | 41 |
| Mecole Hardman | 1 | 18 | 0 | 18 |
| Jackson Harris | 1 | 8 | 0 | 8 |
| D'Andre Swift | 1 | 8 | 0 | 8 |
| Sony Michel | 1 | 3 | 0 | 3 |

| PUNTING | No. | Yds. | Avg. | Long | I20 | TB |
|------------------|-----|------|------|------|-----|----|
| Cameron Nizialek | 4 | 182 | 45.5 | 54 | 1 | 0 |

| FIELD GOALS | Att. | Made | Long | KICKS |
|---------------------|------|------|------|---------|
| Rodrigo Blankenship | 1 | 1 | 49 | made 49 |

| ALL RETURNS | Punts | | | Kickoffs | | | Intercepted | |
|----------------|-------|------|-----|----------|------|-----|-------------|------|
| | No. | Yds. | Lg. | No. | Yds. | Lg. | No. | Yds. |
| Mecole Hardman | 1 | -3 | 0 | 1 | 25 | 25 | 0 | 0 |
| D. Sanders | 0 | 0 | 0 | 0 | 0 | 0 | 1 | 15 |
| Deandre Baker | 0 | 0 | 0 | 0 | 0 | 0 | 1 | 22 |

No. 11 Georgia Takes Control Early, Beats MSU, 31-3

No. 11 Georgia scored on a 59-yard flea-flicker on its first play from scrimmage and never looked back as No. 17 MSU lost its first game of the season by a score of 31-3 on a Saturday night in Sanford Stadium. The Bulldogs did not manage a touchdown and got on the board prior to the half with **Jace Christmann's** 26-yard field goal to cap a 12-play, 51-yard drive. **Nick Fitzgerald** failed to reach the endzone for the first time in six games. Georgia scored touchdowns on its first two offensive possessions. They outscored State 17-0 in the third quarter and went 75 yards on their first possession of the second half. MSU was held to 4.0 yards per play and only 103 yards through the air. Nick Gibson rushed for a career-best 52 yards, including a long of 39. Dez Harris recorded a game-high and career-high 12 tackles to go along with one forced fumble. Johnathan Abram, a Georgia transfer, added six tackles and 0.5 tackles for loss. State remained winless in Athens since its last win in 1956.

Scoring

| Mississippi State | 0 | 3 | 0 | 0 | -3 |
|-------------------|----|---|----|---|-----|
| Georgia | 14 | 0 | 17 | 0 | -31 |

| | | | |
|-----|-------|-----|--|
| 1st | 12:37 | UGA | Terry Godwin 59 yd pass from J. Fromm (R. Blankenship kick) |
| | 06:16 | UGA | Nick Chubb 7 yd run (R. Blankenship kick) |
| 2nd | 01:14 | MSU | Jace Christmann 26 yd field goal |
| 3rd | 12:24 | UGA | Nick Chubb 28 yd run (R. Blankenship kick) |
| | 05:48 | UGA | Isaac Nauta 41 yd pass from Jake Fromm (R. Blankenship kick) |
| | 00:52 | UGA | R. Blankenship 49 yd field goal |

Team Stats

| | MSU | UGA |
|--------------------------------|---------|----------|
| FIRST DOWNS | 15 | 15 |
| Rushing | 10 | 7 |
| Passing | 5 | 7 |
| Penalty | 0 | 1 |
| NET YARDS RUSHING | 177 | 203 |
| Rushing Attempts | 37 | 42 |
| Average Per Rush | 4.8 | 4.8 |
| NET YARDS PASSING | 103 | 201 |
| Completions-Attempts-Int | 15-33-2 | 9-12-0 |
| Average Per Attempt | 3.1 | 16.8 |
| Average Per Completion | 6.9 | 22.3 |
| TOTAL OFFENSE YARDS | 280 | 404 |
| Total offense plays | 70 | 54 |
| Average Gain Per Play | 4.0 | 7.5 |
| Fumbles: Number-Lost | 0-0 | 1-1 |
| Penalties: Number-Yards | 4-35 | 4-35 |
| PUNTS-YARDS | 7-315 | 4-182 |
| KICKOFFS-YARDS | 2-130 | 6-390 |
| Punt returns: Number-Yards-TD | 0-0-0 | 1-(-3)-0 |
| Kickoff returns: Number-Yds-TD | 0-0-0 | 1-25-0 |
| Interceptions: Number-Yds-TD | 0-0-0 | 2-37-0 |
| Fumble Returns: Number-Yds-TD | 0-0-0 | 0-0-0 |
| Possession Time | 28:41 | 31:19 |
| Third-Down Conversions | 6 of 16 | 5 of 11 |
| Fourth-Down Conversions | 1 of 2 | 0 of 1 |
| Red-Zone Scores-Chances | 1-3 | 1-1 |
| Sacks By: Number-Yards | 0-0 | 0-0 |
| PAT Kicks | 0-0 | 4-4 |
| Field Goals | 1-1 | 1-1 |
| Points off turnovers | 0 | 10 |

GAME 5

#24/24 MSU 10
#13/15 Auburn 49

Sept. 30, 2017
Jordan-Hare Stadium
Auburn, Ala.
86,901

Mississippi State

| RUSHING | Att. | Gain | Lost | Net | TD | Long | Avg. |
|------------------|------|------|------|-----|----|------|------|
| Nick Fitzgerald | 13 | 63 | 7 | 56 | 0 | 16 | 4.3 |
| Aeris Williams | 15 | 53 | 4 | 49 | 0 | 8 | 3.3 |
| Kylin Hill | 8 | 34 | 0 | 34 | 0 | 10 | 4.2 |
| Keytaon Thompson | 4 | 33 | 5 | 28 | 0 | 15 | 7.0 |
| Nick Gibson | 5 | 23 | 1 | 22 | 0 | 9 | 4.4 |
| Logan Cooke | 1 | 3 | 0 | 3 | 0 | 3 | 3.0 |
| Keith Mixon | 1 | 2 | 0 | 2 | 0 | 2 | 2.0 |

| PASSING | Com | Att | Int | Yds | TD | Long | Sacks |
|------------------|-----|-----|-----|-----|----|------|-------|
| Nick Fitzgerald | 13 | 33 | 2 | 157 | 1 | 45 | 1 |
| Keytaon Thompson | 0 | 4 | 0 | 0 | 0 | 0 | 1 |

| RECEIVING | No. | Yds. | TD | Long |
|----------------|-----|------|----|------|
| Justin Johnson | 3 | 9 | 1 | 5 |
| Jamal Couch | 2 | 60 | 0 | 32 |
| Jesse Jackson | 2 | 17 | 0 | 11 |
| Reggie Todd | 2 | 12 | 0 | 11 |
| Keith Mixon | 1 | 45 | 0 | 45 |
| Donald Gray | 1 | 6 | 0 | 6 |
| Jordan Thomas | 1 | 5 | 0 | 5 |
| Aeris Williams | 1 | 3 | 0 | 3 |

| PUNTING | No. | Yds. | Avg. | Long | I20 | TB |
|-------------|-----|------|------|------|-----|----|
| Logan Cooke | 5 | 223 | 44.6 | 59 | 2 | 1 |

| FIELD GOALS | Att. | Made | Long | KICKS |
|-----------------|------|------|------|---------|
| Jace Christmann | 1 | 1 | 40 | made 40 |

| ALL RETURNS | Punts | | | Kickoffs | | | Intercepted | | |
|-------------|-------|------|-----|----------|------|-----|-------------|------|-----|
| | No. | Yds. | Lg. | No. | Yds. | Lg. | No. | Yds. | Lg. |
| Keith Mixon | 0 | 0 | 0 | 1 | 22 | 22 | 0 | 0 | 0 |
| Donald Gray | 1 | 5 | 5 | 0 | 0 | 0 | 0 | 0 | 0 |

Auburn

| RUSHING | Att. | Gain | Lost | Net | TD | Long | Avg. |
|-----------------|------|------|------|-----|----|------|------|
| Kerryon Johnson | 23 | 122 | 6 | 116 | 3 | 59 | 5.0 |
| Malik Willis | 1 | 67 | 0 | 67 | 1 | 67 | 67.0 |
| Eli Stove | 1 | 30 | 0 | 30 | 0 | 30 | 30.0 |
| Devan Barrett | 2 | 20 | 0 | 20 | 0 | 13 | 10.0 |
| Malik Miller | 3 | 17 | 0 | 17 | 0 | 9 | 5.7 |
| Kamryn Pettway | 5 | 6 | 0 | 6 | 0 | 2 | 1.2 |
| Jarrett Stidham | 4 | 10 | 22 | -12 | 0 | 10 | -3.0 |

| PASSING | Com | Att. | Int. | Yds. | TD | Long | Sacks |
|-----------------|-----|------|------|------|----|------|-------|
| Jarrett Stidham | 13 | 16 | 0 | 264 | 2 | 57 | 2 |
| Malik Willis | 1 | 1 | 0 | 3 | 0 | 3 | 0 |

| RECEIVING | No. | Yds. | TD | Long |
|-----------------|-----|------|----|------|
| Ryan Davis | 6 | 32 | 1 | 11 |
| Eli Stove | 2 | 75 | 0 | 57 |
| Kyle Davis | 1 | 52 | 0 | 52 |
| Darius Slayton | 1 | 49 | 0 | 49 |
| Will Hastings | 1 | 47 | 1 | 47 |
| Chandler Cox | 1 | 6 | 0 | 6 |
| Kerryon Johnson | 1 | 3 | 0 | 3 |
| N. Igbinohe | 1 | 3 | 0 | 3 |

| PUNTING | No. | Yds. | Avg. | Long | I20 | TB |
|----------------|-----|------|------|------|-----|----|
| Aidan Marshall | 3 | 109 | 36.3 | 47 | 2 | 0 |

| FIELD GOALS | Att. | Made | Long | KICKS |
|----------------|------|------|------|-----------|
| Daniel Carlson | 1 | 0 | n/a | missed 51 |

| ALL RETURNS | Punts | | | Kickoffs | | | Intercepted | | |
|-----------------|-------|------|-----|----------|------|-----|-------------|------|-----|
| | No. | Yds. | Lg. | No. | Yds. | Lg. | No. | Yds. | Lg. |
| N. Igbinohe | 0 | 0 | 0 | 2 | 49 | 26 | 0 | 0 | 0 |
| Stephen Roberts | 2 | 16 | 11 | 0 | 0 | 0 | 0 | 0 | 0 |
| Tray Matthews | 0 | 0 | 0 | 0 | 0 | 0 | 1 | 0 | 0 |
| Javaris Davis | 0 | 0 | 0 | 0 | 0 | 0 | 1 | 37 | 37 |

No. 13 Auburn Hands No. 24 MSU Second Straight Loss, 49-10

No. 13 Auburn used a 21-point first half and pitched a shutout in the second half to deal No. 24 Mississippi State its second straight loss by a score of 49-10 on Saturday night in Jordan-Hare Stadium. The Tigers took a 7-0 lead three minutes into the game and MSU looked to have tied the contest when **Jeffery Simmons** forced a fumble that was recovered by **Montez Sweat**, who returned it to the endzone. However, a whistle blew the play dead before the return. The Bulldogs managed to get the football back after the review, and **Jace Christmann** drilled a 40-yard field goal to put MSU on the board. **Nick Fitzgerald** engineered an 8-play, 77-yard drive before the half when he found **Justin Johnson** for a 5-yard touchdown to keep the Bulldogs within striking distance at 21-10. The back breaker came when the Tigers went 99 yards on their first possession of the second half after MSU had to punt on its first possession. **Brandon Bryant** was the Bulldogs' leading tackler with a career-best 11. Simmons had 1.5 tackles for loss and a sack. Sweat finished with three tackles and one sack.

Scoring

| | | | | | |
|-------------------|----|---|---|----|-----|
| Mississippi State | 3 | 7 | 0 | 0 | -10 |
| Auburn | 14 | 7 | 7 | 21 | -49 |

| | | | |
|-----|-------|-----|--|
| 1st | 12:00 | AU | Kerryon Johnson 1 yd run (Daniel Carlson kick) |
| | 06:41 | MSU | Jace Christmann 40 yd field goal |
| | 04:55 | AU | Ryan Davis 7 yd pass from Jarrett Stidham (Carlson kick) |
| 2nd | 13:38 | AU | Will Hastings 47 yd pass from Jarrett Stidham (Carlson kick) |
| | 00:59 | MSU | Justin Johnson 5 yd pass from N. Fitzgerald (J. Christmann kick) |
| 3rd | 09:02 | AU | Kerryon Johnson 2 yd run (Daniel Carlson kick) |
| 4th | 12:03 | AU | Kerryon Johnson 1 yd run (Daniel Carlson kick) |
| | 10:42 | AU | Javaris Davis 37 yd interception return (Daniel Carlson kick) |
| | 03:04 | AU | Malik Willis 67 yd run (Daniel Carlson kick) |

Team Stats

| | MSU | AU |
|--------------------------------|---------|---------|
| FIRST DOWNS | 18 | 14 |
| Rushing | 12 | 8 |
| Passing | 5 | 5 |
| Penalty | 1 | 1 |
| NET YARDS RUSHING | 194 | 244 |
| Rushing Attempts | 47 | 39 |
| Average Per Rush | 4.1 | 6.3 |
| NET YARDS PASSING | 157 | 267 |
| Completions-Attempts-Int | 13-37-2 | 14-17-0 |
| Average Per Attempt | 4.2 | 15.7 |
| Average Per Completion | 12.1 | 19.1 |
| TOTAL OFFENSE YARDS | 351 | 511 |
| Total offense plays | 84 | 56 |
| Average Gain Per Play | 4.2 | 9.1 |
| Fumbles: Number-Lost | 1-0 | 2-2 |
| Penalties: Number-Yards | 10-39 | 1-15 |
| PUNTS-YARDS | 5-223 | 3-109 |
| KICKOFFS-YARDS | 3-195 | 8-519 |
| Punt returns: Number-Yards-TD | 1-5-0 | 2-16-0 |
| Kickoff returns: Number-Yds-TD | 1-22-0 | 2-49-0 |
| Interceptions: Number-Yds-TD | 0-0-0 | 2-37-1 |
| Fumble Returns: Number-Yds-TD | 0-0-0 | 0-0-0 |
| Possession Time | 34:20 | 25:40 |
| Third-Down Conversions | 7 of 21 | 6 of 12 |
| Fourth-Down Conversions | 2 of 6 | 1 of 1 |
| Red-Zone Scores-Chances | 2-3 | 4-4 |
| Sacks By: Number-Yards | 2-20 | 2-12 |
| PAT Kicks | 1-1 | 7-7 |
| Field Goals | 1-1 | 0-1 |
| Points off turnovers | 3 | 7 |

GAME 6

BYU 10
MSU 35

Oct. 14, 2017
Davis Wade Stadium
Starkville, Miss.
54,866

Mississippi State

| RUSHING | Att. | Gain | Lost | Net | TD | Long | Avg. |
|------------------|------|------|------|-----|----|------|------|
| Aeris Williams | 23 | 114 | 0 | 114 | 1 | 19 | 5.0 |
| Nick Fitzgerald | 15 | 103 | 0 | 103 | 2 | 15 | 6.9 |
| Kylin Hill | 7 | 44 | 0 | 44 | 0 | 12 | 6.3 |
| Nick Gibson | 3 | 23 | 0 | 23 | 0 | 11 | 7.7 |
| Dontavian Lee | 3 | 12 | 0 | 12 | 0 | 5 | 4.0 |
| Keytaon Thompson | 2 | 10 | 0 | 10 | 0 | 8 | 5.0 |

| PASSING | Com | Att. | Int. | Yds. | TD | Long | Sacks |
|------------------|-----|------|------|------|----|------|-------|
| Nick Fitzgerald | 19 | 30 | 2 | 241 | 2 | 32 | 0 |
| Keytaon Thompson | 1 | 1 | 0 | -1 | 0 | 0 | 0 |

| RECEIVING | No. | Yds. | TD | Long |
|----------------|-----|------|----|------|
| Keith Mixon | 5 | 69 | 0 | 20 |
| Donald Gray | 4 | 41 | 1 | 13 |
| Aeris Williams | 3 | 33 | 0 | 17 |
| Jamal Couch | 2 | 43 | 1 | 32 |
| Dedrick Thomas | 2 | 22 | 0 | 18 |
| Jesse Jackson | 2 | 6 | 0 | 7 |
| Gabe Myles | 1 | 20 | 0 | 20 |
| Jordan Thomas | 1 | 6 | 0 | 6 |

| PUNTING | No. | Yds. | Avg. | Long | I20 | TB |
|-------------|-----|------|------|------|-----|----|
| Logan Cooke | 3 | 159 | 53.0 | 57 | 1 | 1 |

| FIELD GOALS | Att. | Made | Long | KICKS |
|-------------|------|------|------|-------|
| none | | | | |

| ALL RETURNS | Punts | | | Kickoffs | | | Intercepted | | |
|----------------|-------|------|-----|----------|------|-----|-------------|------|-----|
| | No. | Yds. | Lg. | No. | Yds. | Lg. | No. | Yds. | Lg. |
| Keith Mixon | 0 | 0 | 0 | 1 | 25 | 25 | 0 | 0 | 0 |
| Donald Gray | 1 | -8 | 0 | 0 | 0 | 0 | 0 | 0 | 0 |
| Brandon Bryant | 0 | 0 | 0 | 0 | 0 | 0 | 1 | 30 | 30 |

BYU

| RUSHING | Att. | Gain | Lost | Net | TD | Long | Avg. |
|------------------|------|------|------|-----|----|------|------|
| Brayden El-Bakri | 5 | 20 | 0 | 20 | 0 | 7 | 4.0 |
| Ula Tolutau | 8 | 15 | 0 | 15 | 0 | 5 | 1.9 |
| Austin Kafentzis | 2 | 0 | 1 | -1 | 0 | 0 | -0.5 |
| Team | 1 | 0 | 1 | -1 | 0 | 0 | -1.0 |
| Tanner Mangum | 1 | 0 | 4 | -4 | 0 | 0 | -4.0 |

| PASSING | Com | Att. | Int. | Yds. | TD | Long | Sacks |
|---------------|-----|------|------|------|----|------|-------|
| Tanner Mangum | 16 | 26 | 1 | 145 | 1 | 43 | 1 |
| Joe Critchlow | 1 | 3 | 0 | 2 | 0 | 2 | 0 |

| RECEIVING | No. | Yds. | TD | Long |
|------------------|-----|------|----|------|
| Aleva Hifo | 5 | 77 | 1 | 43 |
| Jonah Trinnaman | 2 | 17 | 0 | 15 |
| Ula Tolutau | 2 | 11 | 0 | 9 |
| Neil Pau'u | 2 | 5 | 0 | 4 |
| Micah Simon | 1 | 11 | 0 | 11 |
| Trey Dye | 1 | 9 | 0 | 9 |
| Matt Bushman | 1 | 6 | 0 | 6 |
| Brayden El-Bakri | 1 | 5 | 0 | 5 |
| Beau Tanner | 1 | 3 | 0 | 3 |
| Riley Burt | 1 | 3 | 0 | 3 |

| PUNTING | No. | Yds. | Avg. | Long | I20 | TB |
|---------------|-----|------|------|------|-----|----|
| Corey Edwards | 1 | 39 | 39.0 | 39 | 0 | 0 |
| Jonny Linehan | 6 | 240 | 40.0 | 47 | 4 | 0 |

| FIELD GOALS | Att. | Made | Long | KICKS |
|--------------|------|------|------|---------|
| Rhett Almond | 1 | 1 | 38 | made 38 |

| ALL RETURNS | Punts | | | Kickoffs | | | Intercepted | | |
|------------------|-------|------|-----|----------|------|-----|-------------|------|-----|
| | No. | Yds. | Lg. | No. | Yds. | Lg. | No. | Yds. | Lg. |
| Jonah Trinnaman | 0 | 0 | 0 | 1 | 12 | 12 | 0 | 0 | 0 |
| Dayan Ghanwoloku | 0 | 0 | 0 | 0 | 0 | 0 | 2 | 105 | 67 |
| Michael Shelton | 2 | -2 | 0 | 1 | 18 | 18 | 0 | 0 | 0 |
| Kyle Griffiths | 0 | 0 | 0 | 1 | 11 | 11 | 0 | 0 | 0 |

MSU Gets Back to Winning Ways Against BYU, 35-10

The tandem of **Nick Fitzgerald** and **Aeris Williams** proved to be too much for BYU as Mississippi State returned to the win column with a 35-10 win on Saturday in Davis Wade Stadium in what was the first meeting between the two teams in Starkville since 2001. Fitzgerald and Williams went over 100 yards rushing in the same game for the fourth time in their careers. Fitzgerald finished with 344 yards of total offense and four touchdowns. The Bulldogs went on a season-long 89-yard drive to start the scoring that culminated with a 15-yard Fitzgerald TD run over a defender. After Fitzgerald threw an interception that was returned 67 yards to the MSU 33-yard line early in the second quarter, **Jeffery Simmons** came up with a crucial forced fumble that was recovered by **Marquiss Spencer**. State responded with a 74-yard drive, and Fitzgerald connected with **Donald Gray** for a 9-yard touchdown. Fitzgerald added another score before the half to put the Bulldogs up 21-3. **Jamal Couch** got into the scoring act on a throw into the corner of the endzone from Fitzgerald with 12:00 to play in the third quarter. The Bulldogs racked up 35 first downs, representing the most in the **Dan Mullen** era. Meanwhile, Mullen moved into a tie for second place in school victories with his 65th. **J.T. Gray** led all tacklers with eight, while **Brandon Bryant** recorded his first interception of the season.

Scoring

| | | | | | |
|-------------------|---|----|---|---|-----|
| BYU | 0 | 3 | 7 | 0 | -10 |
| Mississippi State | 7 | 14 | 7 | 7 | -35 |

| | | | |
|-----|-------|-----|---|
| 1st | 05:15 | MSU | Nick Fitzgerald 15 yd run (Jace Christmann kick) |
| 2nd | 07:07 | MSU | Donald Gray 9 yd pass from Nick Fitzgerald (Christmann kick) |
| | 03:35 | BYU | Rhett Almond 38 yd field goal |
| | 00:22 | MSU | Nick Fitzgerald 14 yd run (Christmann kick) |
| 3rd | 12:00 | MSU | Jamal Couch 32 yd pass from Nick Fitzgerald (Christmann kick) |
| | 00:44 | BYU | Aleva Hifo 27 yd pass from Tanner Mangum (Almond kick) |
| 4th | 07:20 | MSU | Aeris Williams 5 yd run (Christmann kick) |

Team Stats

| | BYU | MSU |
|--------------------------------|----------|----------|
| FIRST DOWNS | 8 | 35 |
| Rushing | 2 | 19 |
| Passing | 4 | 14 |
| Penalty | 2 | 2 |
| NET YARDS RUSHING | 29 | 306 |
| Rushing Attempts | 17 | 53 |
| Average Per Rush | 1.7 | 5.8 |
| NET YARDS PASSING | 147 | 240 |
| Completions-Attempts-Int | 17-29-1 | 20-31-2 |
| Average Per Attempt | 5.1 | 7.7 |
| Average Per Completion | 8.6 | 12.0 |
| Passing Touchdowns | 1 | 2 |
| TOTAL OFFENSE YARDS | 176 | 546 |
| Total offense plays | 46 | 84 |
| Average Gain Per Play | 3.8 | 6.5 |
| Fumbles: Number-Lost | 1-1 | 1-1 |
| Penalties: Number-Yards | 2-22 | 6-60 |
| PUNTS-YARDS | 7-279 | 3-159 |
| KICKOFFS-YARDS | 3-191 | 6-377 |
| Punt returns: Number-Yards-TD | 2-(-2)-0 | 1-(-8)-0 |
| Kickoff returns: Number-Yds-TD | 3-41-0 | 1-25-0 |
| Interceptions: Number-Yds-TD | 2-105-0 | 1-30-0 |
| Fumble Returns: Number-Yds-TD | 0-0-0 | 0-0-0 |
| Possession Time | 23:12 | 36:48 |
| Third-Down Conversions | 4 of 13 | 8 of 13 |
| Fourth-Down Conversions | 0 of 1 | 1 of 1 |
| Red-Zone Scores-Chances | 0-0 | 4-5 |
| Sacks By: Number-Yards | 0-0 | 1-4 |
| PAT Kicks | 1-1 | 5-5 |
| Field Goals | 1-1 | 0-0 |
| Points off turnovers | 7 | 14 |

GAME 7

Kentucky
MSU

7
45

Oct. 21, 2017
Davis Wade Stadium
Starkville, Miss.
58,963

Mississippi State

| RUSHING | Att. | Gain | Lost | Net | TD | Long | Avg. |
|------------------|------|------|------|-----|----|------|------|
| Nick Fitzgerald | 12 | 115 | 0 | 115 | 2 | 40 | 9.6 |
| Aeris Williams | 20 | 72 | 1 | 71 | 0 | 8 | 3.5 |
| Keytaon Thompson | 4 | 65 | 0 | 65 | 2 | 40 | 16.2 |
| Kylin Hill | 2 | 16 | 0 | 16 | 0 | 12 | 8.0 |
| Dontavian Lee | 3 | 10 | 0 | 10 | 0 | 5 | 3.3 |
| Nick Gibson | 4 | 11 | 2 | 9 | 0 | 6 | 2.2 |
| Team | 3 | 0 | 4 | -4 | 0 | 0 | -1.3 |

| PASSING | Com | Att. | Int. | Yds. | TD | Long | Sacks |
|------------------|-----|------|------|------|----|------|-------|
| Nick Fitzgerald | 18 | 26 | 0 | 155 | 1 | 21 | 0 |
| Keytaon Thompson | 1 | 1 | 0 | 4 | 0 | 4 | 0 |

| RECEIVING | No. | Yds. | TD | Long |
|-----------------|-----|------|----|------|
| Donald Gray | 6 | 51 | 0 | 21 |
| Gabe Myles | 4 | 30 | 0 | 17 |
| Jordan Thomas | 3 | 28 | 1 | 10 |
| Jesse Jackson | 3 | 24 | 0 | 17 |
| Jamal Couch | 1 | 12 | 0 | 12 |
| Dedrick Thomas | 1 | 10 | 0 | 10 |
| Osirus Mitchell | 1 | 4 | 0 | 4 |

| PUNTING | No. | Yds. | Avg. | Long | I20 | TB |
|-------------|-----|------|------|------|-----|----|
| Logan Cooke | 2 | 75 | 37.5 | 38 | 1 | 0 |

| FIELD GOALS | Att. | Made | Long | KICKS |
|-----------------|------|------|------|---------|
| Jace Christmann | 1 | 1 | 31 | made 31 |

| ALL RETURNS | Punts | | | Kickoffs | | | Intercepted | | |
|----------------|-------|------|-----|----------|------|-----|-------------|------|-----|
| | No. | Yds. | Lg. | No. | Yds. | Lg. | No. | Yds. | Lg. |
| Donald Gray | 1 | 10 | 10 | 1 | 33 | 33 | 0 | 0 | 0 |
| Gerri Green | 0 | 0 | 0 | 0 | 0 | 0 | 1 | 84 | 84 |
| Braxton Hoyett | 0 | 0 | 0 | 0 | 0 | 0 | 1 | 2 | 2 |

Kentucky

| RUSHING | Att. | Gain | Lost | Net | TD | Long | Avg. |
|-----------------|------|------|------|-----|----|------|------|
| Stephen Johnson | 6 | 65 | 11 | 54 | 0 | 23 | 9.0 |
| Asim Rose | 9 | 30 | 4 | 26 | 0 | 9 | 2.9 |
| Sihiem King | 5 | 24 | 0 | 24 | 0 | 8 | 4.8 |
| Benny Snell | 7 | 18 | 0 | 18 | 0 | 5 | 2.6 |
| Lynn Bowden Jr. | 1 | 0 | 1 | -1 | 0 | 0 | -1.0 |
| Drew Barker | 1 | 0 | 6 | -6 | 0 | 0 | -6.0 |
| Blake Bone | 0 | 0 | 0 | 0 | 1 | 0 | 0.0 |

| PASSING | Com | Att | Int | Yds | TD | Long | Sacks |
|-----------------|-----|-----|-----|-----|----|------|-------|
| Stephen Johnson | 13 | 28 | 2 | 117 | 0 | 17 | 2 |
| Drew Barker | 1 | 2 | 0 | 28 | 0 | 28 | 1 |

| RECEIVING | No. | Yds. | TD | Long |
|-----------------|-----|------|----|------|
| Garrett Johnson | 5 | 36 | 0 | 12 |
| Lynn Bowden Jr. | 3 | 38 | 0 | 28 |
| Blake Bone | 2 | 17 | 0 | 9 |
| T. Richardson | 1 | 17 | 0 | 17 |
| Charles Walker | 1 | 17 | 0 | 17 |
| Benny Snell | 1 | 14 | 0 | 14 |
| Josh Ali | 1 | 6 | 0 | 6 |

| PUNTING | No. | Yds. | Avg. | Long | I20 | TB |
|-------------|-----|------|------|------|-----|----|
| Matt Panton | 7 | 316 | 45.1 | 67 | 3 | 0 |

| FIELD GOALS | Att. | Made | Long | KICKS |
|-------------|------|------|------|-------|
| none | | | | |

| ALL RETURNS | Punts | | | Kickoffs | | | Intercepted | | |
|-----------------|-------|------|-----|----------|------|-----|-------------|------|-----|
| | No. | Yds. | Lg. | No. | Yds. | Lg. | No. | Yds. | Lg. |
| Lynn Bowden Jr. | 0 | 0 | 0 | 5 | 112 | 33 | 0 | 0 | 0 |
| Zach Johnson | 0 | 0 | 0 | 1 | 15 | 15 | 0 | 0 | 0 |

MSU Blows Out Kentucky on Homecoming, 45-7

MSU, playing its first SEC opponent on Homecoming since 1999, avenged its loss to Kentucky a year ago by a score of 45-7 on Saturday in Davis Wade Stadium. **Nick Fitzgerald** had perhaps his most efficient game, completing a career-best 69.2 percent of his passes (18-of-26) and accounting for three touchdowns. He rushed for 115 yards and two scores against a Wildcat run defense that came in ranked 10th nationally allowing only 97.2 yards per game on the ground. Fitzgerald put the Bulldogs up for good when he turned a broken play into a 40-yard touchdown run right before the half. MSU took its first possession of the second half and ate up a season-long 7:53 on the clock before Fitzgerald found **Jordan Thomas** on a 10-yard quick slant touchdown with 7:07 to go in the third quarter. With MSU leading 24-7, backup QB **Keytaon Thompson** got into the scoring act for the first time in his career with rushing touchdowns of 9 and 40 yards in the fourth quarter. **Gerri Green** provided the highlight of the game when he intercepted UK QB Stephen Johnson and returned it 84 yards through traffic for a touchdown. Johnson was pressured all day as MSU racked up three sacks, including 1.5 from **Montez Sweat**. Sweat had a career-best seven tackles and 2.5 tackles for loss. **Mark McLaurin** led all tacklers with 11 and had a forced fumble.

Scoring

| | | | | | |
|-------------------|---|----|---|----|-----|
| Kentucky | 0 | 7 | 0 | 0 | -7 |
| Mississippi State | 7 | 10 | 7 | 21 | -45 |

| | | | |
|-----|-------|-----|--|
| 1st | 07:43 | MSU | Nick Fitzgerald 3 yd run (Jace Christmann kick) |
| 2nd | 07:13 | UK | Blake Bone 0 yd fumble recovery (A. MacGinnis kick) |
| | 03:14 | MSU | Jace Christmann 31 yd field goal |
| | 01:05 | MSU | Nick Fitzgerald 40 yd run (Jace Christmann kick) |
| 3rd | 07:07 | MSU | Jordan Thomas 10 yd pass from N.Fitzgerald (Christmann kick) |
| 4th | 12:20 | MSU | Keytaon Thompson 9 yd run (Jace Christmann kick) |
| | 10:29 | MSU | Gerri Green 84 yd interception return (Jace Christmann kick) |
| | 03:56 | MSU | Keytaon Thompson 40 yd run (Jace Christmann kick) |

Team Stats

| | UK | MSU |
|--------------------------------|---------|----------|
| FIRST DOWNS | 14 | 25 |
| Rushing | 5 | 16 |
| Passing | 8 | 7 |
| Penalty | 1 | 2 |
| NET YARDS RUSHING | 115 | 282 |
| Rushing Attempts | 29 | 48 |
| Average Per Rush | 4.0 | 5.9 |
| Rushing Touchdowns | 1 | 4 |
| Yards Gained Rushing | 137 | 289 |
| Yards Lost Rushing | 22 | 7 |
| NET YARDS PASSING | 145 | 159 |
| Completions-Attempts-Int | 14-30-2 | 19-27-0 |
| Average Per Attempt | 4.8 | 5.9 |
| Average Per Completion | 10.4 | 8.4 |
| TOTAL OFFENSE YARDS | 260 | 441 |
| Total offense plays | 59 | 75 |
| Average Gain Per Play | 4.4 | 5.9 |
| Fumbles: Number-Lost | 1-0 | 0-0 |
| Penalties: Number-Yards | 4-41 | 5-55 |
| PUNTS-YARDS | 7-316 | 2-75 |
| KICKOFFS-YARDS | 2-120 | 8-508 |
| Punt returns: Number-Yards-TD | 0-0-0 | 1-10-0 |
| Kickoff returns: Number-Yds-TD | 6-127-0 | 1-33-0 |
| Interceptions: Number-Yds-TD | 0-0-0 | 2-86-1 |
| Fumble Returns: Number-Yds-TD | 0-0-0 | 0-0-0 |
| Possession Time | 25:11 | 34:49 |
| Third-Down Conversions | 6 of 14 | 12 of 18 |
| Fourth-Down Conversions | 0 of 1 | 2 of 3 |
| Red-Zone Scores-Chances | 0-0 | 4-4 |
| Sacks By: Number-Yards | 0-0 | 3-17 |
| PAT Kicks | 1-1 | 6-6 |
| Field Goals | 0-0 | 1-1 |
| Points off turnovers | 0 | 14 |

GAME 8

MSU **35**
RV/#24 Texas A&M **14**

Oct. 28, 2017
Kyle Field
College Station, Texas
96,128

Mississippi State

| RUSHING | Att. | Gain | Lost | Net | TD | Long | Avg. |
|-----------------|------|------|------|-----|----|------|------|
| Nick Fitzgerald | 18 | 114 | 9 | 105 | 1 | 45 | 5.8 |
| Aeris Williams | 22 | 75 | 7 | 68 | 0 | 9 | 3.1 |
| Nick Gibson | 4 | 43 | 0 | 43 | 1 | 17 | 10.8 |
| Kylin Hill | 5 | 13 | 3 | 10 | 0 | 6 | 2.0 |
| Dontavian Lee | 1 | 4 | 0 | 4 | 0 | 4 | 4.0 |
| TEAM | 2 | 0 | 2 | -2 | 0 | 0 | -1.0 |

| PASSING | Com | Att. | Int. | Yds. | TD | Long | Sacks |
|-----------------|-----|------|------|------|----|------|-------|
| Nick Fitzgerald | 12 | 21 | 1 | 141 | 2 | 41 | 2 |

| RECEIVING | No. | Yds. | TD | Long |
|----------------|-----|------|----|------|
| Jesse Jackson | 4 | 39 | 0 | 16 |
| Farrod Green | 3 | 51 | 0 | 41 |
| Keith Mixon | 1 | 17 | 0 | 17 |
| Nick Gibson | 1 | 12 | 0 | 12 |
| Jordan Thomas | 1 | 10 | 1 | 10 |
| Donald Gray | 1 | 8 | 1 | 8 |
| Justin Johnson | 1 | 4 | 0 | 4 |

| PUNTING | No. | Yds. | Avg. | Long | I20 | TB |
|-----------------|-----|------|------|------|-----|----|
| Logan Cooke | 5 | 167 | 33.4 | 39 | 0 | 0 |
| TEAM | 1 | 39 | 39.0 | 39 | 0 | 0 |
| Nick Fitzgerald | 1 | 14 | 14.0 | 14 | 0 | 0 |

| FIELD GOALS | Att. | Made | Long | KICKS |
|-------------|------|------|------|-------|
| none | | | | |

| ALL RETURNS | Punts | | | Kickoffs | | | Intercepted | | |
|---------------|-------|------|-----|----------|------|-----|-------------|------|-----|
| | No. | Yds. | Lg. | No. | Yds. | Lg. | No. | Yds. | Lg. |
| Donald Gray | 2 | 7 | 4 | 0 | 0 | 0 | 0 | 0 | 0 |
| Reggie Todd | 0 | 0 | 0 | 1 | 29 | 29 | 0 | 0 | 0 |
| Lashard Durr | 0 | 0 | 0 | 0 | 0 | 0 | 1 | 20 | 20 |
| Mark McLaurin | 0 | 0 | 0 | 0 | 0 | 0 | 1 | 3 | 3 |
| Jamal Peters | 0 | 0 | 0 | 0 | 0 | 0 | 1 | 90 | 90 |

Texas A&M

| RUSHING | Att. | Gain | Lost | Net | TD | Long | Avg. |
|----------------|------|------|------|-----|----|------|------|
| T. Williams | 10 | 36 | 4 | 32 | 0 | 14 | 3.2 |
| Kellen Mond | 6 | 42 | 10 | 32 | 0 | 33 | 5.3 |
| Keith Ford | 8 | 26 | 1 | 25 | 1 | 7 | 3.1 |
| Kendall Bussey | 3 | 12 | 1 | 11 | 0 | 8 | 3.7 |
| Nick Starkel | 1 | 0 | 4 | -4 | 0 | 0 | -4.0 |

| PASSING | Com | Att. | Int. | Yds. | TD | Long | Sacks |
|--------------|-----|------|------|------|----|------|-------|
| Kellen Mond | 8 | 26 | 2 | 56 | 0 | 18 | 2 |
| Nick Starkel | 8 | 15 | 1 | 133 | 1 | 70 | 1 |

| RECEIVING | No. | Yds. | TD | Long |
|----------------|-----|------|----|------|
| Christian Kirk | 5 | 33 | 0 | 11 |
| Jhamon Ausbon | 3 | 25 | 0 | 16 |
| Camron Buckley | 2 | 88 | 1 | 70 |
| Kendall Bussey | 2 | 25 | 0 | 18 |
| T. Williams | 2 | 7 | 0 | 4 |
| Damion Ratley | 1 | 7 | 0 | 7 |
| Roshauud Paul | 1 | 4 | 0 | 4 |

| PUNTING | No. | Yds. | Avg. | Long | I20 | TB |
|----------------|-----|------|------|------|-----|----|
| Shane Tripucka | 8 | 350 | 43.8 | 52 | 3 | 0 |

| FIELD GOALS | Att. | Made | Long | KICKS |
|-------------|------|------|------|-------|
| none | | | | |

| ALL RETURNS | Punts | | | Kickoffs | | | Intercepted | | |
|-----------------|-------|------|-----|----------|------|-----|-------------|------|-----|
| | No. | Yds. | Lg. | No. | Yds. | Lg. | No. | Yds. | Lg. |
| Christian Kirk | 1 | 26 | 26 | 3 | 55 | 22 | 0 | 0 | 0 |
| D. Capers-Smith | 1 | 3 | 3 | 0 | 0 | 0 | 0 | 0 | 0 |
| Otaro Alaka | 0 | 0 | 0 | 0 | 0 | 0 | 1 | 0 | 0 |

Bulldogs Stifle No. 24 Texas A&M on Road, 35-14

MSU jumped on No. 24 Texas A&M early and often en route to a 35-14 win at Kyle Field, in what was the largest margin of victory over a ranked team on the road for the Bulldogs since 1942. **Nick Fitzgerald** accounted for 246 yards of total offense and three touchdowns, and he went over 100 yards rushing for the third straight game. Fitzgerald and the Bulldogs set the tone with a flawless drive of 16 plays and 86 yards in a season-long 8:13 that was capped on the QB's 2-yard keeper. In the second quarter, **Mark McLaurin** intercepted a Kellen Mond pass and MSU immediately capitalized. Fitzgerald raced 45 yards for a first down and then found **Donald Gray** for an 8-yard touchdown pass. The Bulldog defense pitched a shutout in the first half and intercepted a season-best three passes. The highlight came when **Jamal Peters** returned an interception 90 yards for a score, halting a potential Aggie scoring drive. **Lashard Durr** also delivered his first career interception. MSU limited A&M to 96 rushing yards and racked up two sacks, including two from **Montez Sweat**. **Johnathan Abram** and **Leo Lewis** led all Bulldog tacklers with eight. It was State's first victory in College Station since 1913 and just the fourth time the two teams have met at Kyle Field since that date.

Scoring

| | | | | | |
|-------------------|---|---|----|---|------|
| Mississippi State | 7 | 7 | 14 | 7 | - 35 |
| Texas A&M | 0 | 0 | 7 | 7 | - 14 |

| | | | |
|-----|-------|------|---|
| 1st | 03:34 | MSU | Nick Fitzgerald 2 yd run (Jace Christmann kick) |
| 2nd | 03:30 | MSU | Donald Gray 8 yd pass from Nick Fitzgerald (Christmann kick) |
| 3rd | 11:47 | MSU | Jordan Thomas 10 yd pass from Nick Fitzgerald (Christmann kick) |
| | 08:20 | TAMU | Keith Ford 1 yd run (Daniel LaCamera kick) |
| | 05:00 | MSU | Nick Gibson 14 yd run (Jace Christmann kick) |
| 4th | 07:23 | MS | Jamal Peters 90 yd interception return (Jace Christmann kick) |
| | 05:15 | TAMU | Camron Buckley 70 yd pass from Nick Starkel (LaCamera kick) |

Team Stats

| | MSU | TAMU |
|--------------------------------|---------|---------|
| FIRST DOWNS | 19 | 15 |
| Rushing | 11 | 6 |
| Passing | 7 | 7 |
| Penalty | 1 | 2 |
| NET YARDS RUSHING | 228 | 96 |
| Rushing Attempts | 52 | 28 |
| Average Per Rush | 4.4 | 3.4 |
| NET YARDS PASSING | 141 | 189 |
| Completions-Attempts-Int | 12-21-1 | 16-41-3 |
| Average Per Attempt | 6.7 | 4.6 |
| Average Per Completion | 11.8 | 11.8 |
| TOTAL OFFENSE YARDS | 369 | 285 |
| Total offense plays | 73 | 69 |
| Average Gain Per Play | 5.1 | 4.1 |
| Fumbles: Number-Lost | 2-0 | 0-0 |
| Penalties: Number-Yards | 5-45 | 4-30 |
| PUNTS-YARDS | 7-220 | 8-350 |
| KICKOFFS-YARDS | 6-388 | 2-130 |
| Punt returns: Number-Yards-TD | 2-7-0 | 2-29-0 |
| Kickoff returns: Number-Yds-TD | 1-29-0 | 3-55-0 |
| Interceptions: Number-Yds-TD | 3-113-1 | 1-0-0 |
| Fumble Returns: Number-Yds-TD | 0-0-0 | 0-0-0 |
| Possession Time | 36:09 | 23:51 |
| Third-Down Conversions | 6 of 14 | 7 of 17 |
| Fourth-Down Conversions | 0 of 0 | 0 of 1 |
| Red-Zone Scores-Chances | 4-4 | 1-2 |
| Sacks By: Number-Yards | 3-13 | 2-7 |
| PAT Kicks | 5-5 | 2-2 |
| Field Goals | 0-0 | 0-0 |
| Points off turnovers | 21 | 0 |

Mississippi State Football Mississippi State Combined Team Statistics (as of Oct 29, 2017) All games

| Date | Opponent | Score | Att. | Record: | Overall | Home | Away | Neutral |
|----------------|---------------------|---------|-------|----------------|---------|------|------|---------|
| Sep 02, 2017 | CHARLESTON SOUTHERN | W 49-0 | 54215 | All games | 6-2 | 4-0 | 2-2 | 0-0 |
| Sep 09, 2017 | at LATECH | W 57-21 | 28100 | Conference | 3-2 | 2-0 | 1-2 | 0-0 |
| * Sep 16, 2017 | #11 LSU | W 37-7 | 60596 | Non-Conference | 3-0 | 2-0 | 1-0 | 0-0 |
| * Sep 23, 2017 | at #11 Georgia | L 3-31 | 92746 | | | | | |
| * Sep 30, 2017 | at #13 Auburn | L 10-49 | 86901 | | | | | |
| Oct 14, 2017 | BYU | W 35-10 | 54866 | | | | | |
| * Oct 21, 2017 | KENTUCKY | W 45-7 | 58963 | | | | | |
| * Oct 28, 2017 | at #24 Texas A&M | W 35-14 | 96128 | | | | | |

| Rushing | gp | att | gain | loss | net | avg | td | lg | avg/g |
|------------------|----|-----|------|------|------|-----|----|----|-------|
| Nick Fitzgerald | 8 | 99 | 686 | 20 | 666 | 6.7 | 10 | 45 | 83.2 |
| Aeris Williams | 8 | 139 | 676 | 14 | 662 | 4.8 | 2 | 59 | 82.8 |
| Kylin Hill | 8 | 50 | 266 | 6 | 260 | 5.2 | 1 | 19 | 32.5 |
| Nick Gibson | 8 | 35 | 237 | 9 | 228 | 6.5 | 1 | 39 | 28.5 |
| Keytaon Thompson | 7 | 21 | 184 | 7 | 177 | 8.4 | 2 | 40 | 25.3 |
| Dontavian Lee | 8 | 15 | 61 | 2 | 59 | 3.9 | 1 | 9 | 7.4 |
| Keith Mixon | 7 | 2 | 13 | 0 | 13 | 6.5 | 0 | 11 | 1.9 |
| Alec Murphy | 6 | 2 | 9 | 0 | 9 | 4.5 | 0 | 6 | 1.5 |
| Dedrick Thomas | 8 | 2 | 8 | 0 | 8 | 4.0 | 0 | 7 | 1.0 |
| B. Braswell | 1 | 1 | 4 | 0 | 4 | 4.0 | 0 | 4 | 4.0 |
| Logan Cooke | 8 | 1 | 3 | 0 | 3 | 3.0 | 0 | 3 | 0.4 |
| Total | 8 | 375 | 2147 | 67 | 2080 | 5.5 | 17 | 59 | 260.0 |
| Opponents | 8 | 273 | 1277 | 287 | 990 | 3.6 | 10 | 67 | 123.8 |

| Passing | gp | effic | comp-att-int | pct | yds | td | lg | avg/g |
|------------------|----|--------|--------------|------|------|----|----|-------|
| Nick Fitzgerald | 8 | 122.86 | 119-209-8 | 56.9 | 1320 | 13 | 62 | 165.0 |
| Keytaon Thompson | 7 | 88.65 | 8-19-0 | 42.1 | 66 | 1 | 20 | 9.4 |
| Total | 8 | 120.01 | 127-228-8 | 55.7 | 1386 | 14 | 62 | 173.2 |
| Opponents | 8 | 109.32 | 99-196-7 | 50.5 | 1264 | 7 | 70 | 158.0 |

| Receiving | gp | no. | yds | avg | td | lg | avg/g |
|-----------------|----|-----|------|------|----|----|-------|
| Donald Gray | 8 | 24 | 214 | 8.9 | 3 | 24 | 26.8 |
| Keith Mixon | 7 | 17 | 255 | 15.0 | 1 | 45 | 36.4 |
| Jesse Jackson | 8 | 16 | 138 | 8.6 | 0 | 17 | 17.2 |
| Jordan Thomas | 8 | 12 | 105 | 8.8 | 3 | 17 | 13.1 |
| Dedrick Thomas | 8 | 11 | 147 | 13.4 | 2 | 24 | 18.4 |
| Aeris Williams | 8 | 11 | 77 | 7.0 | 0 | 28 | 9.6 |
| Gabe Myles | 4 | 9 | 90 | 10.0 | 2 | 21 | 22.5 |
| Farrod Green | 8 | 6 | 141 | 23.5 | 0 | 62 | 17.6 |
| Jamal Couch | 8 | 6 | 126 | 21.0 | 2 | 32 | 15.8 |
| Reggie Todd | 8 | 5 | 36 | 7.2 | 0 | 11 | 4.5 |
| Justin Johnson | 8 | 5 | 18 | 3.6 | 1 | 5 | 2.2 |
| Nick Gibson | 8 | 2 | 16 | 8.0 | 0 | 12 | 2.0 |
| Osirus Mitchell | 5 | 2 | 13 | 6.5 | 0 | 9 | 2.6 |
| Kylin Hill | 8 | 1 | 10 | 10.0 | 0 | 10 | 1.2 |
| Total | 8 | 127 | 1386 | 10.9 | 14 | 62 | 173.2 |
| Opponents | 8 | 99 | 1264 | 12.8 | 7 | 70 | 158.0 |

| Field Goals | fg | pct. | 01-19 | 20-29 | 30-39 | 40-49 | 50-99 | lg | blk |
|------------------|-----|-------|-------|-------|-------|-------|-------|----|-----|
| Tucker Day | 2-4 | 50.0 | 0-0 | 0-0 | 1-2 | 1-2 | 0-0 | 40 | 0 |
| Christmann, Jace | 6-6 | 100.0 | 0-0 | 2-2 | 2-2 | 2-2 | 0-0 | 45 | 0 |

| Scoring | td | fg | PAT | | | dxp | saf | pts |
|------------------|----|------|-------|------|-----|-----|-----|-----|
| | | | kick | rush | rcv | | | |
| Nick Fitzgerald | 10 | - | - | - | - | - | - | 60 |
| Jace Christmann | - | 6-6 | 25-25 | - | - | - | - | 43 |
| Jordan Thomas | 3 | - | - | - | - | - | - | 18 |
| Donald Gray | 3 | - | - | - | - | - | - | 18 |
| Tucker Day | - | 2-4 | 8-10 | - | - | - | - | 14 |
| Keytaon Thompson | 2 | - | - | - | - | - | - | 12 |
| Jamal Couch | 2 | - | - | - | - | - | - | 12 |
| Aeris Williams | 2 | - | - | - | - | - | - | 12 |
| Gabe Myles | 2 | - | - | - | - | - | - | 12 |
| Jeffery Simmons | 2 | - | - | - | - | - | - | 12 |
| Dedrick Thomas | 2 | - | - | - | - | - | - | 12 |
| Jamal Peters | 1 | - | - | - | - | - | - | 6 |
| Nick Gibson | 1 | - | - | - | - | - | - | 6 |
| Justin Johnson | 1 | - | - | - | - | - | - | 6 |
| Gerri Green | 1 | - | - | - | - | - | - | 6 |
| Total | 35 | 8-10 | 33-35 | - | - | - | 2 | 271 |
| Opponents | 18 | 4-5 | 17-18 | - | - | - | 1 | 139 |

| Score by Quarters | 1st | 2nd | 3rd | 4th | OT | Total |
|-------------------|-----|-----|-----|-----|----|-------|
| Mississippi State | 63 | 90 | 69 | 49 | 0 | 271 |
| Opponents | 37 | 29 | 38 | 35 | 0 | 139 |

| Team Statistics | MS | OPP |
|-------------------------|-----------|----------|
| FIRST DOWNS | 187 | 101 |
| Rushing | 112 | 47 |
| Passing | 64 | 42 |
| Penalty | 11 | 12 |
| RUSHING YARDAGE | 2080 | 990 |
| Rushing Attempts | 375 | 273 |
| Average Per Rush | 5.5 | 3.6 |
| Average Per Game | 260.0 | 123.8 |
| TDs Rushing | 17 | 10 |
| PASSING YARDAGE | 1386 | 1264 |
| Comp-Att-Int | 127-228-8 | 99-196-7 |
| Average Per Pass | 6.1 | 6.4 |
| Average Per Catch | 10.9 | 12.8 |
| Average Per Game | 173.2 | 158.0 |
| TDs Passing | 14 | 7 |
| TOTAL OFFENSE | 3466 | 2254 |
| Average Per Play | 5.7 | 4.8 |
| Average Per Game | 433.2 | 281.8 |
| KICK RETURNS: #-Yards | 10-228 | 21-400 |
| PUNT RETURNS: #-Yards | 13-105 | 7-40 |
| INT RETURNS: #-Yards | 7-261 | 8-240 |
| FUMBLES-LOST | 4-1 | 13-6 |
| PENALTIES-Yards | 47-382 | 31-313 |
| PUNTS-AVG | 35-42.2 | 56-41.6 |
| TIME OF POSSESSION/Game | 32:52 | 27:08 |
| 3RD-DOWN Conversions | 57/120 | 37/109 |
| 4TH-DOWN Conversions | 7/14 | 2/9 |

| Interceptions | no. | yds | avg | td | lg |
|----------------|-----|-----|------|----|----|
| Mark McLaurin | 2 | 35 | 17.5 | 0 | 32 |
| Gerri Green | 1 | 84 | 84.0 | 1 | 84 |
| Jamal Peters | 1 | 90 | 90.0 | 1 | 90 |
| Braxton Hoyett | 1 | 2 | 2.0 | 0 | 2 |
| Brandon Bryant | 1 | 30 | 30.0 | 0 | 30 |
| Lashard Durr | 1 | 20 | 20.0 | 0 | 20 |

| Punting | no. | yds | avg | lg | tb | fc | i20 | 50+ | blk |
|------------------|-----|------|------|----|----|----|-----|-----|-----|
| Logan Cooke | 32 | 1397 | 43.7 | 67 | 3 | 13 | 13 | 10 | 1 |
| TEAM | 1 | 39 | 39.0 | 39 | 0 | 0 | 0 | 0 | 0 |
| Nick Fitzgerald | 1 | 14 | 14.0 | 14 | 0 | 0 | 0 | 0 | 0 |
| Kody Schexnayder | 1 | 28 | 28.0 | 28 | 0 | 0 | 0 | 0 | 0 |

| Punt Returns | no. | yds | avg | td | lg |
|-----------------|-----|-----|------|----|----|
| Donald Gray | 7 | 63 | 9.0 | 0 | 35 |
| Gabe Myles | 5 | 18 | 3.6 | 0 | 19 |
| Jeffery Simmons | 1 | 24 | 24.0 | 1 | 0 |
| Total | 13 | 105 | 8.1 | 1 | 35 |
| Opponents | 7 | 40 | 5.7 | 0 | 26 |

| Kick Returns | no. | yds | avg | td | lg |
|--------------|-----|-----|------|----|----|
| Keith Mixon | 5 | 89 | 17.8 | 0 | 25 |
| Reggie Todd | 2 | 31 | 15.5 | 0 | 29 |
| Donald Gray | 2 | 85 | 42.5 | 0 | 52 |
| Gabe Myles | 1 | 23 | 23.0 | 0 | 23 |
| Total | 10 | 228 | 22.8 | 0 | 52 |
| Opponents | 21 | 400 | 19.0 | 0 | 33 |

| All Purpose | g | rush | rcv | pr | kr | ir | total | avg/g |
|-----------------|---|------|------|-----|-----|-----|-------|-------|
| Aeris Williams | 8 | 662 | 77 | 0 | 0 | 0 | 739 | 92.4 |
| Nick Fitzgerald | 8 | 666 | 0 | 0 | 0 | 0 | 666 | 83.2 |
| Donald Gray | 8 | 0 | 214 | 63 | 85 | 0 | 362 | 45.2 |
| Keith Mixon | 7 | 13 | 255 | 0 | 89 | 0 | 357 | 51.0 |
| Kylin Hill | 8 | 260 | 10 | 0 | 0 | 0 | 270 | 33.8 |
| Total | 8 | 2080 | 1386 | 105 | 228 | 261 | 4060 | 507.5 |
| Opponents | 8 | 990 | 1264 | 40 | 400 | 240 | 2934 | 366.8 |

| Total Offense | g | plays | rush | pass | total | avg/g |
|------------------|---|-------|------|------|-------|-------|
| Nick Fitzgerald | 8 | 308 | 666 | 1320 | 1986 | 248.2 |
| Aeris Williams | 8 | 139 | 662 | 0 | 662 | 82.8 |
| Kylin Hill | 8 | 50 | 260 | 0 | 260 | 32.5 |
| Keytaon Thompson | 7 | 40 | 177 | 66 | 243 | 34.7 |
| Nick Gibson | 8 | 35 | 228 | 0 | 228 | 28.5 |
| Total | 8 | 603 | 2080 | 1386 | 3466 | 433.2 |
| Opponents | 8 | 460 | 990 | 1264 | 2254 | 281.8 |

Mississippi State Football
Mississippi State Game Results (as of Oct 29, 2017)
All games

| Date | Opponent | | Score | Overall | Conference | Time | Attend |
|----------------|---------------------|---|-------|---------|------------|------|--------|
| Sep 02, 2017 | CHARLESTON SOUTHERN | W | 49-0 | 1-0 | 0-0 | 3:16 | 54215 |
| Sep 09, 2017 | at LATECH | W | 57-21 | 2-0 | 0-0 | 3:26 | 28100 |
| * Sep 16, 2017 | #11 LSU | W | 37-7 | 3-0 | 1-0 | 3:08 | 60596 |
| * Sep 23, 2017 | at #11 Georgia | L | 3-31 | 3-1 | 1-1 | 3:05 | 92746 |
| * Sep 30, 2017 | at #13 Auburn | L | 10-49 | 3-2 | 1-2 | 3:22 | 86901 |
| Oct 14, 2017 | BYU | W | 35-10 | 4-2 | 1-2 | 3:08 | 54866 |
| * Oct 21, 2017 | KENTUCKY | W | 45-7 | 5-2 | 2-2 | 3:08 | 58963 |
| * Oct 28, 2017 | at #24 Texas A&M | W | 35-14 | 6-2 | 3-2 | 3:16 | 96128 |

Mississippi State Football
Mississippi State Overall Team Statistics (as of Oct 29, 2017)
All games

| Team Statistics | MS | OPP |
|-------------------------|-------------|-------------|
| SCORING | 271 | 139 |
| Points Per Game | 33.9 | 17.4 |
| Points Off Turnovers | 72 | 30 |
| FIRST DOWNS | 187 | 101 |
| Rushing | 112 | 47 |
| Passing | 64 | 42 |
| Penalty | 11 | 12 |
| RUSHING YARDAGE | 2080 | 990 |
| Yards gained rushing | 2147 | 1277 |
| Yards lost rushing | 67 | 287 |
| Rushing Attempts | 375 | 273 |
| Average Per Rush | 5.5 | 3.6 |
| Average Per Game | 260.0 | 123.8 |
| TDs Rushing | 17 | 10 |
| PASSING YARDAGE | 1386 | 1264 |
| Comp-Att-Int | 127-228-8 | 99-196-7 |
| Average Per Pass | 6.1 | 6.4 |
| Average Per Catch | 10.9 | 12.8 |
| Average Per Game | 173.2 | 158.0 |
| TDs Passing | 14 | 7 |
| TOTAL OFFENSE | 3466 | 2254 |
| Total Plays | 603 | 469 |
| Average Per Play | 5.7 | 4.8 |
| Average Per Game | 433.2 | 281.8 |
| KICK RETURNS: #-Yards | 10-228 | 21-400 |
| PUNT RETURNS: #-Yards | 13-105 | 7-40 |
| INT RETURNS: #-Yards | 7-261 | 8-240 |
| KICK RETURN AVERAGE | 22.8 | 19.0 |
| PUNT RETURN AVERAGE | 8.1 | 5.7 |
| INT RETURN AVERAGE | 37.3 | 30.0 |
| FUMBLES-LOST | 4-1 | 13-6 |
| PENALTIES-Yards | 47-382 | 31-313 |
| Average Per Game | 47.8 | 39.1 |
| PUNTS-Yards | 35-1478 | 56-2332 |
| Average Per Punt | 42.2 | 41.6 |
| Net punt average | 39.4 | 39.8 |
| KICKOFFS-Yards | 51-3279 | 30-1876 |
| Average Per Kick | 64.3 | 62.5 |
| Net kick average | 42.2 | 38.3 |
| TIME OF POSSESSION/Game | 32:52 | 27:08 |
| 3RD-DOWN Conversions | 57/120 | 37/109 |
| 3rd-Down Pct | 48% | 34% |
| 4TH-DOWN Conversions | 7/14 | 2/9 |
| 4th-Down Pct | 50% | 22% |
| SACKS BY-Yards | 16-94 | 5-21 |
| MISC YARDS | 0 | 0 |
| TOUCHDOWNS SCORED | 35 | 18 |
| FIELD GOALS-ATTEMPTS | 8-10 | 4-5 |
| ON-SIDE KICKS | 0-0 | 0-1 |
| RED-ZONE SCORES | (30-37) 81% | (10-13) 77% |
| RED-ZONE TOUCHDOWNS | (24-37) 65% | (9-13) 69% |
| PAT-ATTEMPTS | (33-35) 94% | (17-18) 94% |
| ATTENDANCE | 228640 | 303875 |
| Games/Avg Per Game | 4/57160 | 4/75969 |
| Neutral Site Games | | 0/0 |

| Score by Quarters | 1st | 2nd | 3rd | 4th | OT | Total |
|-------------------|-----|-----|-----|-----|----|-------|
| Mississippi State | 63 | 90 | 69 | 49 | 0 | 271 |
| Opponents | 37 | 29 | 38 | 35 | 0 | 139 |

Mississippi State Football
Mississippi State Overall Individual Statistics (as of Oct 29, 2017)
All games

| Rushing | gp | att | gain | loss | net | avg | td | lg | avg/g |
|------------------|----|-----|------|------|------|------|----|----|-------|
| Nick Fitzgerald | 8 | 99 | 686 | 20 | 666 | 6.7 | 10 | 45 | 83.2 |
| Aeris Williams | 8 | 139 | 676 | 14 | 662 | 4.8 | 2 | 59 | 82.8 |
| Kylin Hill | 8 | 50 | 266 | 6 | 260 | 5.2 | 1 | 19 | 32.5 |
| Nick Gibson | 8 | 35 | 237 | 9 | 228 | 6.5 | 1 | 39 | 28.5 |
| Keytaon Thompson | 7 | 21 | 184 | 7 | 177 | 8.4 | 2 | 40 | 25.3 |
| Dontavian Lee | 8 | 15 | 61 | 2 | 59 | 3.9 | 1 | 9 | 7.4 |
| Keith Mixon | 7 | 2 | 13 | 0 | 13 | 6.5 | 0 | 11 | 1.9 |
| Alec Murphy | 6 | 2 | 9 | 0 | 9 | 4.5 | 0 | 6 | 1.5 |
| Dedrick Thomas | 8 | 2 | 8 | 0 | 8 | 4.0 | 0 | 7 | 1.0 |
| B. Braswell | 1 | 1 | 4 | 0 | 4 | 4.0 | 0 | 4 | 4.0 |
| Logan Cooke | 8 | 1 | 3 | 0 | 3 | 3.0 | 0 | 3 | 0.4 |
| TEAM | 6 | 8 | 0 | 9 | -9 | -1.1 | 0 | 0 | -1.5 |
| Total | 8 | 375 | 2147 | 67 | 2080 | 5.5 | 17 | 59 | 260.0 |
| Opponents | 8 | 273 | 1277 | 287 | 990 | 3.6 | 10 | 67 | 123.8 |

| Passing | gp | effic | comp-att-int | pct | yds | td | lg | avg/g |
|------------------|----|--------|--------------|------|------|----|----|-------|
| Nick Fitzgerald | 8 | 122.86 | 119-209-8 | 56.9 | 1320 | 13 | 62 | 165.0 |
| Keytaon Thompson | 7 | 88.65 | 8-19-0 | 42.1 | 66 | 1 | 20 | 9.4 |
| Total | 8 | 120.01 | 127-228-8 | 55.7 | 1386 | 14 | 62 | 173.2 |
| Opponents | 8 | 109.32 | 99-196-7 | 50.5 | 1264 | 7 | 70 | 158.0 |

| Receiving | gp | no. | yds | avg | td | lg | avg/g |
|-----------------|----|-----|------|------|----|----|-------|
| Donald Gray | 8 | 24 | 214 | 8.9 | 3 | 24 | 26.8 |
| Keith Mixon | 7 | 17 | 255 | 15.0 | 1 | 45 | 36.4 |
| Jesse Jackson | 8 | 16 | 138 | 8.6 | 0 | 17 | 17.2 |
| Jordan Thomas | 8 | 12 | 105 | 8.8 | 3 | 17 | 13.1 |
| Dedrick Thomas | 8 | 11 | 147 | 13.4 | 2 | 24 | 18.4 |
| Aeris Williams | 8 | 11 | 77 | 7.0 | 0 | 28 | 9.6 |
| Gabe Myles | 4 | 9 | 90 | 10.0 | 2 | 21 | 22.5 |
| Farrod Green | 8 | 6 | 141 | 23.5 | 0 | 62 | 17.6 |
| Jamal Couch | 8 | 6 | 126 | 21.0 | 2 | 32 | 15.8 |
| Reggie Todd | 8 | 5 | 36 | 7.2 | 0 | 11 | 4.5 |
| Justin Johnson | 8 | 5 | 18 | 3.6 | 1 | 5 | 2.2 |
| Nick Gibson | 8 | 2 | 16 | 8.0 | 0 | 12 | 2.0 |
| Osirus Mitchell | 5 | 2 | 13 | 6.5 | 0 | 9 | 2.6 |
| Kylin Hill | 8 | 1 | 10 | 10.0 | 0 | 10 | 1.2 |
| Total | 8 | 127 | 1386 | 10.9 | 14 | 62 | 173.2 |
| Opponents | 8 | 99 | 1264 | 12.8 | 7 | 70 | 158.0 |

| Punt Returns | no. | yds | avg | td | lg |
|-----------------|-----|-----|------|----|----|
| Donald Gray | 7 | 63 | 9.0 | 0 | 35 |
| Gabe Myles | 5 | 18 | 3.6 | 0 | 19 |
| Jeffery Simmons | 1 | 24 | 24.0 | 1 | 0 |
| Total | 13 | 105 | 8.1 | 1 | 35 |
| Opponents | 7 | 40 | 5.7 | 0 | 26 |

| Interceptions | no. | yds | avg | td | lg |
|----------------|-----|-----|------|----|----|
| Mark McLaurin | 2 | 35 | 17.5 | 0 | 32 |
| Brandon Bryant | 1 | 30 | 30.0 | 0 | 30 |
| Lashard Durr | 1 | 20 | 20.0 | 0 | 20 |
| Jamal Peters | 1 | 90 | 90.0 | 1 | 90 |
| Braxton Hoyett | 1 | 2 | 2.0 | 0 | 2 |
| Gerri Green | 1 | 84 | 84.0 | 1 | 84 |
| Total | 7 | 261 | 37.3 | 2 | 90 |
| Opponents | 8 | 240 | 30.0 | 1 | 67 |

| Kick Returns | no. | yds | avg | td | lg |
|--------------|-----|-----|------|----|----|
| Keith Mixon | 5 | 89 | 17.8 | 0 | 25 |
| Donald Gray | 2 | 85 | 42.5 | 0 | 52 |
| Reggie Todd | 2 | 31 | 15.5 | 0 | 29 |
| Gabe Myles | 1 | 23 | 23.0 | 0 | 23 |
| Total | 10 | 228 | 22.8 | 0 | 52 |
| Opponents | 21 | 400 | 19.0 | 0 | 33 |

| Fumble Returns | no. | yds | avg | td | lg |
|-----------------|-----|-----|------|----|----|
| Jeffery Simmons | 1 | 90 | 90.0 | 1 | 90 |
| Total | 1 | 90 | 90.0 | 1 | 90 |
| Opponents | 0 | 0 | 0.0 | 0 | 0 |

Mississippi State Football
Mississippi State Overall Individual Statistics (as of Oct 29, 2017)
All games

| Scoring | td | fg | PAT | | | | dpx | saf | pts |
|------------------|----|------|-------|------|-----|------|-----|-----|-----|
| | | | kick | rush | rcv | pass | | | |
| Nick Fitzgerald | 10 | - | - | - | - | - | - | 60 | |
| Jace Christmann | - | 6-6 | 25-25 | - | - | - | - | 43 | |
| Donald Gray | 3 | - | - | - | - | - | - | 18 | |
| Jordan Thomas | 3 | - | - | - | - | - | - | 18 | |
| Tucker Day | - | 2-4 | 8-10 | - | - | - | - | 14 | |
| Keytaon Thompson | 2 | - | - | - | - | - | - | 12 | |
| Deddrick Thomas | 2 | - | - | - | - | - | - | 12 | |
| Jamal Couch | 2 | - | - | - | - | - | - | 12 | |
| Gabe Myles | 2 | - | - | - | - | - | - | 12 | |
| Jeffery Simmons | 2 | - | - | - | - | - | - | 12 | |
| Aeris Williams | 2 | - | - | - | - | - | - | 12 | |
| Dontavian Lee | 1 | - | - | - | - | - | - | 6 | |
| Kylin Hill | 1 | - | - | - | - | - | - | 6 | |
| Nick Gibson | 1 | - | - | - | - | - | - | 6 | |
| Justin Johnson | 1 | - | - | - | - | - | - | 6 | |
| Gerri Green | 1 | - | - | - | - | - | - | 6 | |
| Jamal Peters | 1 | - | - | - | - | - | - | 6 | |
| Keith Mixon | 1 | - | - | - | - | - | - | 6 | |
| TEAM | - | - | - | - | - | - | 2 | 4 | |
| Total | 35 | 8-10 | 33-35 | - | - | - | - | 271 | |
| Opponents | 18 | 4-5 | 17-18 | - | - | - | 1 | 139 | |

| Total Offense | g | plays | rush | pass | total | avg/g |
|------------------|---|-------|------|------|-------|-------|
| Nick Fitzgerald | 8 | 308 | 666 | 1320 | 1986 | 248.2 |
| Aeris Williams | 8 | 139 | 662 | 0 | 662 | 82.8 |
| Kylin Hill | 8 | 50 | 260 | 0 | 260 | 32.5 |
| Keytaon Thompson | 7 | 40 | 177 | 66 | 243 | 34.7 |
| Nick Gibson | 8 | 35 | 228 | 0 | 228 | 28.5 |
| Dontavian Lee | 8 | 15 | 59 | 0 | 59 | 7.4 |
| Keith Mixon | 7 | 2 | 13 | 0 | 13 | 1.9 |
| Alec Murphy | 6 | 2 | 9 | 0 | 9 | 1.5 |
| Deddrick Thomas | 8 | 2 | 8 | 0 | 8 | 1.0 |
| B. Braswell | 1 | 1 | 4 | 0 | 4 | 4.0 |
| Logan Cooke | 8 | 1 | 3 | 0 | 3 | 0.4 |
| TEAM | 6 | 8 | -9 | 0 | -9 | -1.5 |
| Total | 8 | 603 | 2080 | 1386 | 3466 | 433.2 |
| Opponents | 8 | 469 | 990 | 1264 | 2254 | 281.8 |

| Field Goals | fg | pct. | 01-19 | 20-29 | 30-39 | 40-49 | 50-99 | lg | blk |
|------------------|-----|-------|-------|-------|-------|-------|-------|----|-----|
| Tucker Day | 2-4 | 50.0 | 0-0 | 0-0 | 1-2 | 1-2 | 0-0 | 40 | 0 |
| Christmann, Jace | 6-6 | 100.0 | 0-0 | 2-2 | 2-2 | 2-2 | 0-0 | 45 | 0 |

| FG Sequence | Mississippi State | Opponents |
|---------------------|-------------------|-----------|
| Charleston Southern | 32,(40),47 | - |
| LATECH | (36) | (27),(45) |
| LSU | (30),(45),(27) | - |
| Georgia | (26) | (49) |
| Auburn | (40) | 51 |
| BYU | - | (38) |
| Kentucky | (31) | - |
| Texas A&M | - | - |

| Punting | no. | yds | avg | lg | tb | fc | i20 | 50+ | blk |
|------------------|-----|------|------|----|----|----|-----|-----|-----|
| Logan Cooke | 32 | 1397 | 43.7 | 67 | 3 | 13 | 13 | 10 | 1 |
| Kody Schexnayder | 1 | 28 | 28.0 | 28 | 0 | 0 | 0 | 0 | 0 |
| TEAM | 1 | 39 | 39.0 | 39 | 0 | 0 | 0 | 0 | 0 |
| Nick Fitzgerald | 1 | 14 | 14.0 | 14 | 0 | 0 | 0 | 0 | 0 |
| Total | 35 | 1478 | 42.2 | 67 | 3 | 13 | 13 | 10 | 1 |
| Opponents | 56 | 2332 | 41.6 | 67 | 0 | 31 | 16 | 8 | 1 |

| Kickoffs | no. | yds | avg | tb | ob | retn | net | ydln |
|-------------|-----|------|------|----|----|------|------|------|
| Logan Cooke | 49 | 3149 | 64.3 | 27 | 1 | | | |
| Tucker Day | 2 | 130 | 65.0 | 2 | 0 | | | |
| Total | 51 | 3279 | 64.3 | 29 | 1 | 19.0 | 42.2 | 22 |
| Opponents | 30 | 1876 | 62.5 | 20 | 0 | 22.8 | 38.3 | 26 |

Numbers in (parentheses) indicate field goal was made.

Mississippi State Football
Mississippi State Overall Individual Statistics (as of Oct 29, 2017)
All games

| All Purpose | g | rush | rcv | pr | kr | ir | total | avg/g |
|-----------------|---|------|------|-----|-----|-----|-------|-------|
| Aeris Williams | 8 | 662 | 77 | 0 | 0 | 0 | 739 | 92.4 |
| Nick Fitzgerald | 8 | 666 | 0 | 0 | 0 | 0 | 666 | 83.2 |
| Donald Gray | 8 | 0 | 214 | 63 | 85 | 0 | 362 | 45.2 |
| Keith Mixon | 7 | 13 | 255 | 0 | 89 | 0 | 357 | 51.0 |
| Kylin Hill | 8 | 260 | 10 | 0 | 0 | 0 | 270 | 33.8 |
| Nick Gibson | 8 | 228 | 16 | 0 | 0 | 0 | 244 | 30.5 |
| Keytaon Thomp | 7 | 177 | 0 | 0 | 0 | 0 | 177 | 25.3 |
| Deddrick Thoma | 8 | 8 | 147 | 0 | 0 | 0 | 155 | 19.4 |
| Farrod Green | 8 | 0 | 141 | 0 | 0 | 0 | 141 | 17.6 |
| Jesse Jackson | 8 | 0 | 138 | 0 | 0 | 0 | 138 | 17.2 |
| Gabe Myles | 4 | 0 | 90 | 18 | 23 | 0 | 131 | 32.8 |
| Jamal Couch | 8 | 0 | 126 | 0 | 0 | 0 | 126 | 15.8 |
| Jordan Thomas | 8 | 0 | 105 | 0 | 0 | 0 | 105 | 13.1 |
| Jamal Peters | 8 | 0 | 0 | 0 | 0 | 90 | 90 | 11.2 |
| Gerrri Green | 8 | 0 | 0 | 0 | 0 | 84 | 84 | 10.5 |
| Reggie Todd | 8 | 0 | 36 | 0 | 31 | 0 | 67 | 8.4 |
| Dontavian Lee | 8 | 59 | 0 | 0 | 0 | 0 | 59 | 7.4 |
| Mark McLaurin | 8 | 0 | 0 | 0 | 0 | 35 | 35 | 4.4 |
| Brandon Bryant | 8 | 0 | 0 | 0 | 0 | 30 | 30 | 3.8 |
| Jeffery Simmons | 8 | 0 | 0 | 24 | 0 | 0 | 24 | 3.0 |
| Lashard Durr | 8 | 0 | 0 | 0 | 0 | 20 | 20 | 2.5 |
| Justin Johnson | 8 | 0 | 18 | 0 | 0 | 0 | 18 | 2.2 |
| Osirus Mitchell | 5 | 0 | 13 | 0 | 0 | 0 | 13 | 2.6 |
| Alec Murphy | 6 | 9 | 0 | 0 | 0 | 0 | 9 | 1.5 |
| B. Braswell | 1 | 4 | 0 | 0 | 0 | 0 | 4 | 4.0 |
| Logan Cooke | 8 | 3 | 0 | 0 | 0 | 0 | 3 | 0.4 |
| Braxton Hoyett | 7 | 0 | 0 | 0 | 0 | 2 | 2 | 0.3 |
| TEAM | 6 | -9 | 0 | 0 | 0 | 0 | -9 | -1.5 |
| Total | 8 | 2080 | 1386 | 105 | 228 | 261 | 4060 | 507.5 |
| Opponents | 8 | 990 | 1264 | 40 | 400 | 240 | 2934 | 366.8 |

Mississippi State Football
Mississippi State Overall Defensive Statistics (as of Oct 29, 2017)
All games

| ## | Defensive Leaders | gp | Tackles | | | tfl/yds | Sacks no-yds | Pass defense | | | Fumbles | | blkd | |
|-----------|--------------------|----|---------|-----|-----|---------|-----------------|--------------|------|-----|---------|----|------|-----|
| | | | ua | a | tot | | | int-yds | brup | qbh | rcv-yds | ff | kick | saf |
| 11 | Dez Harris | 8 | 13 | 35 | 48 | 3.0-9 | 2.0-8 | . | . | 3 | . | 1 | . | . |
| 41 | Mark McLaurin | 8 | 20 | 28 | 48 | 0.5-0 | . | 2-35 | 4 | . | . | 1 | . | . |
| 12 | J.T. Gray | 8 | 13 | 34 | 47 | 1.5-2 | . | . | 5 | 2 | . | 1 | . | . |
| 38 | Johnathan Abram | 8 | 21 | 16 | 37 | 2.0-7 | 0.5-5 | . | 2 | 1 | . | . | . | . |
| 94 | Jeffery Simmons | 8 | 12 | 24 | 36 | 6.0-29 | 3.5-26 | . | 1 | 3 | 1-90 | 2 | 2 | . |
| 10 | Leo Lewis | 8 | 9 | 23 | 32 | 0.5-6 | 0.5-6 | . | 1 | . | . | 1 | . | . |
| 9 | Montez Sweat | 8 | 13 | 18 | 31 | 8.0-35 | 5.5-30 | . | . | 4 | 1-0 | . | . | . |
| 40 | Erroll Thompson | 8 | 12 | 18 | 30 | 1.5-5 | . | . | 1 | . | . | . | . | . |
| 1 | Brandon Bryant | 8 | 11 | 16 | 27 | 0.5-1 | . | 1-30 | 2 | . | . | . | . | . |
| 4 | Gerri Green | 8 | 8 | 15 | 23 | 5.0-18 | 2.0-12 | 1-84 | 1 | 1 | 1-0 | 2 | . | . |
| 13 | Cameron Dantzler | 8 | 10 | 7 | 17 | 1.0-8 | . | . | 1 | 1 | . | . | . | . |
| 52 | Kobe Jones | 8 | 6 | 10 | 16 | 3.5-6 | . | . | . | . | . | 1 | . | . |
| 96 | Tre Brown | 8 | 7 | 8 | 15 | 2.5-6 | . | . | . | 2 | 1-0 | 1 | . | . |
| 2 | Jamal Peters | 8 | 5 | 9 | 14 | . | . | 1-90 | . | . | 1-0 | . | . | . |
| 6A | Willie Gay Jr. | 8 | 4 | 7 | 11 | 2.0-7 | 1.0-4 | . | 1 | . | . | . | . | . |
| 42 | Marquiss Spencer | 8 | 3 | 8 | 11 | 2.0-5 | 0.5-2 | . | 1 | . | 1-0 | . | . | . |
| 7C | Tolando Cleveland | 8 | 3 | 7 | 10 | . | . | . | 1 | . | . | . | . | . |
| 43 | Fletcher Adams | 8 | 3 | 7 | 10 | 1.5-8 | . | . | 1 | . | . | 1 | . | . |
| 90 | Grant Harris | 8 | 4 | 5 | 9 | . | . | . | . | 1 | . | . | . | . |
| 24 | Chris Rayford | 8 | 4 | 3 | 7 | 1.0-2 | . | . | . | . | . | . | . | . |
| 50 | Tim Washington | 8 | 1 | 6 | 7 | . | . | . | . | . | . | . | . | . |
| 95 | Braxton Hoyett | 7 | 3 | 4 | 7 | 1.5-2 | 0.5-1 | 1-2 | . | 4 | . | . | . | . |
| 3 | Traver Jung | 6 | 2 | 4 | 6 | 1.0-2 | . | . | . | . | . | . | . | . |
| 29 | C.J. Morgan | 7 | 4 | 1 | 5 | . | . | . | . | . | . | . | . | . |
| 31 | Maurice Smitherman | 8 | 2 | 3 | 5 | . | . | . | . | . | . | . | . | . |
| 49 | Stephen Adegoke | 3 | 2 | 3 | 5 | . | . | . | 1 | . | . | . | . | . |
| 28 | Dontavian Lee | 8 | 2 | 3 | 5 | . | . | . | . | . | . | . | . | . |
| 34 | Cory Thomas | 3 | 2 | 3 | 5 | . | . | . | . | . | . | 1 | . | . |
| 25 | Lashard Durr | 8 | 3 | 2 | 5 | . | . | 1-20 | 3 | . | . | . | . | . |
| 92 | Kendell Jones | 4 | . | 3 | 3 | 0.5-2 | . | . | . | . | . | . | . | . |
| 7 | Nick Fitzgerald | 8 | 2 | . | 2 | . | . | . | . | . | . | . | . | . |
| 16 | Korey Charles | 2 | 1 | 1 | 2 | . | . | . | . | . | . | . | . | . |
| 23 | Keith Mixon | 7 | . | 2 | 2 | . | . | . | . | . | . | . | . | . |
| 73 | Darryl Williams | 8 | 2 | . | 2 | . | . | . | . | . | . | . | . | . |
| 26 | Alec Murphy | 6 | . | 1 | 1 | . | . | . | . | . | . | . | . | . |
| 86 | Jesse Jackson | 8 | . | 1 | 1 | . | . | . | . | . | . | . | . | . |
| 4D | Logan Cooke | 8 | 1 | . | 1 | . | . | . | . | . | . | . | . | . |
| 21 | Nick Gibson | 8 | . | 1 | 1 | . | . | . | . | . | . | . | . | . |
| 51 | Stewart Reese | 8 | 1 | . | 1 | . | . | . | . | . | . | . | . | . |
| 22 | Aeris Williams | 8 | . | 1 | 1 | . | . | . | . | . | . | . | . | . |
| 17 | Jamal Couch | 8 | . | 1 | 1 | . | . | . | . | . | . | . | . | . |
| 45 | Josiah Phillips | 8 | . | 1 | 1 | . | . | . | . | . | . | . | . | . |
| 6 | Donald Gray | 8 | 1 | . | 1 | . | . | . | . | . | . | . | . | . |
| 20 | Reggie Todd | 8 | . | 1 | 1 | . | . | . | . | . | . | . | . | . |
| TM | TEAM | 6 | . | . | . | . | . | . | . | . | . | . | . | 2 |
| Total | | 8 | 210 | 340 | 550 | 45-160 | 16-94 | 7-261 | 26 | 22 | 6-90 | 12 | 2 | 2 |
| Opponents | | 8 | 264 | 424 | 688 | 29-62 | 5-21 | 8-240 | 37 | 25 | 1-0 | 2 | 3 | . |

Mississippi State Football
Mississippi State Team Game-by-Game (as of Oct 29, 2017)
All games

TEAM STATISTICS

| Date | Opponent | Rushing | | | | Receiving | | | | Passing | | | | Kick Returns | | | | Punt Returns | | | | tot off | | |
|-------------------|---------------------|---------|------|----|----|-----------|------|----|----|---------|-----|-----|------|--------------|----|-----|-----|--------------|----|-----|-----|------------|----|------|
| | | no. | yds | td | lg | no. | yds | td | lg | cmp | att | int | yds | td | lg | no. | yds | td | lg | no. | yds | | td | lg |
| Sep 02 | CHARLESTON SOUTHERN | 50 | 281 | 3 | 19 | 20 | 274 | 3 | 62 | 20 | 36 | 0 | 274 | 3 | 62 | 2 | 75 | 0 | 52 | 3 | 22 | 0 | 19 | 555 |
| Sep 09 | at LATECH | 40 | 327 | 3 | 59 | 13 | 132 | 3 | 28 | 13 | 20 | 1 | 132 | 3 | 28 | 4 | 44 | 0 | 15 | 3 | 20 | 1 | 5 | 459 |
| Sep 16 | LSU | 48 | 285 | 2 | 28 | 15 | 180 | 2 | 45 | 15 | 23 | 0 | 180 | 2 | 45 | 0 | 0 | 0 | 0 | 2 | 49 | 0 | 35 | 465 |
| Sep 23 | at Georgia | 37 | 177 | 0 | 39 | 15 | 103 | 0 | 21 | 15 | 33 | 2 | 103 | 0 | 21 | 0 | 0 | 0 | 0 | 0 | 0 | 0 | 0 | 280 |
| Sep 30 | at Auburn | 47 | 194 | 0 | 16 | 13 | 157 | 1 | 45 | 13 | 37 | 2 | 157 | 1 | 45 | 1 | 22 | 0 | 22 | 1 | 5 | 0 | 5 | 351 |
| Oct 14 | BYU | 53 | 306 | 3 | 19 | 20 | 240 | 2 | 32 | 20 | 31 | 2 | 240 | 2 | 32 | 1 | 25 | 0 | 25 | 1 | -8 | 0 | 0 | 546 |
| Oct 21 | KENTUCKY | 48 | 282 | 4 | 40 | 19 | 159 | 1 | 21 | 19 | 27 | 0 | 159 | 1 | 21 | 1 | 33 | 0 | 33 | 1 | 10 | 0 | 10 | 441 |
| Oct 28 | at Texas A&M | 52 | 228 | 2 | 45 | 12 | 141 | 2 | 41 | 12 | 21 | 1 | 141 | 2 | 41 | 1 | 29 | 0 | 29 | 2 | 7 | 0 | 4 | 369 |
| Mississippi State | | 375 | 2080 | 17 | 59 | 127 | 1386 | 14 | 62 | 127 | 228 | 8 | 1386 | 14 | 62 | 10 | 228 | 0 | 52 | 13 | 105 | 1 | 35 | 3466 |
| | | 273 | 990 | 10 | 67 | 99 | 1264 | 7 | 70 | 99 | 196 | 7 | 1264 | 7 | 70 | 21 | 400 | 0 | 33 | 7 | 40 | 0 | 26 | 2254 |

Games: 8 • Avg/rush: 5.5 • Avg/catch: 10.9 • Pass effic: 120.01 • KR avg: 22.8 • PR avg: 8.1 • All purpose avg/game: 507.5 • Total offense avg/gm: 433.2

| Date | Opponent | Tackles | | | | Sacks no-yds | Fumble | | Pass Defense | | | blkd kick | PAT Attempts | | | off | | |
|-------------------|-------------------|---------|-----|-------|----------|-----------------|--------|--------|--------------|-----|------|--------------|--------------|------|-----|-----|-----|-----|
| | | ua | a | total | tfl-yds | | ff | fr-yds | int-yds | qbh | brup | | kick | rush | rcv | saf | t/o | pts |
| Sep 02 | CHARLESTON SOUTHE | 24 | 44 | 68 | 10.0-36 | 1.0-7 | 4 | 0-0 | 0-0 | 2 | 1 | 0 | 6-6 | 0 | 0 | 2 | 0 | 49 |
| Sep 09 | at LATECH | 43 | 32 | 75 | 6.0-27 | 4.0-25 | 2 | 2-90 | 1-32 | 0 | 4 | 2 | 6-8 | 0 | 0 | 0 | 20 | 57 |
| Sep 16 | LSU | 15 | 56 | 71 | 4.0-10 | 2.0-8 | 1 | 0-0 | 0-0 | 6 | 6 | 0 | 4-4 | 0 | 0 | 0 | 37 | |
| Sep 23 | at Georgia | 21 | 60 | 81 | 3.0-10 | 0.0-0 | 1 | 1-0 | 0-0 | 0 | 0 | 0 | 0-0 | 0 | 0 | 0 | 3 | |
| Sep 30 | at Auburn | 36 | 30 | 66 | 7.0-30 | 2.0-20 | 2 | 2-0 | 0-0 | 1 | 1 | 0 | 1-1 | 0 | 0 | 3 | 10 | |
| Oct 14 | BYU | 19 | 40 | 59 | 2.0-5 | 1.0-4 | 1 | 1-0 | 1-30 | 3 | 3 | 0 | 5-5 | 0 | 0 | 14 | 35 | |
| Oct 21 | KENTUCKY | 23 | 50 | 73 | 7.0-23 | 3.0-17 | 1 | 0-0 | 2-86 | 4 | 6 | 0 | 6-6 | 0 | 0 | 14 | 45 | |
| Oct 28 | at Texas A&M | 29 | 28 | 57 | 6.0-19 | 3.0-13 | 0 | 0-0 | 3-113 | 6 | 5 | 0 | 5-5 | 0 | 0 | 21 | 35 | |
| Mississippi State | | 210 | 340 | 550 | 45.0-160 | 16.0-94 | 12 | 6-90 | 7-261 | 22 | 26 | 2 | 33-35 | 0 | 0 | 72 | 271 | |
| | | 264 | 424 | 688 | 29.0-62 | 5.0-21 | 2 | 1-0 | 8-240 | 25 | 37 | 3 | 17-18 | 0 | 0 | 30 | 139 | |

| Date | Opponent | Punting | | | | | | | Field Goals | | | Kickoffs | | | | | | |
|-------------------|-------------------|---------|------|------|------|------|----|----|-------------|-----|--------|----------|------|-----|------|------|----|----|
| | | no. | yds | avg | long | blkd | tb | fc | 50+ | i20 | md-att | long | blkd | no. | yds | avg | tb | ob |
| Sep 02 | CHARLESTON SOUTHE | 5 | 205 | 41.0 | 59 | 0 | 0 | 3 | 1 | 2 | 1-3 | 40 | 0 | 8 | 516 | 64.5 | 4 | 0 |
| Sep 09 | at LATECH | 3 | 143 | 47.7 | 55 | 0 | 0 | 2 | 1 | 1 | 1-1 | 36 | 0 | 10 | 650 | 65.0 | 10 | 0 |
| Sep 16 | LSU | 3 | 138 | 46.0 | 50 | 0 | 0 | 1 | 1 | 2 | 3-3 | 45 | 0 | 8 | 515 | 64.4 | 5 | 1 |
| Sep 23 | at Georgia | 7 | 315 | 45.0 | 67 | 0 | 1 | 4 | 3 | 4 | 1-1 | 26 | 0 | 2 | 130 | 65.0 | 1 | 0 |
| Sep 30 | at Auburn | 5 | 223 | 44.6 | 59 | 0 | 1 | 1 | 1 | 2 | 1-1 | 40 | 0 | 3 | 195 | 65.0 | 1 | 0 |
| Oct 14 | BYU | 3 | 159 | 53.0 | 57 | 0 | 1 | 0 | 3 | 1 | 0-0 | 0 | 0 | 6 | 377 | 62.8 | 3 | 0 |
| Oct 21 | KENTUCKY | 2 | 75 | 37.5 | 38 | 0 | 0 | 1 | 0 | 1 | 1-1 | 31 | 0 | 8 | 508 | 63.5 | 2 | 0 |
| Oct 28 | at Texas A&M | 7 | 220 | 31.4 | 39 | 1 | 0 | 1 | 0 | 0 | 0-0 | 0 | 0 | 6 | 388 | 64.7 | 3 | 0 |
| Mississippi State | | 35 | 1478 | 42.2 | 67 | 1 | 3 | 13 | 10 | 13 | 8-10 | 45 | 0 | 51 | 3279 | 64.3 | 29 | 1 |
| | | 56 | 2332 | 41.6 | 67 | 1 | 0 | 31 | 8 | 16 | 4-5 | 49 | 0 | 30 | 1876 | 62.5 | 20 | 0 |

Mississippi State Football
Mississippi State Opponent Game-by-Game (as of Oct 29, 2017)
All games

OPPONENT STATISTICS

| Date | Opponent | Rushing | | | | Receiving | | | | Passing | | | | Kick Returns | | | | Punt Returns | | | | tot off | |
|-----------|---------------------|---------|------|----|----|-----------|------|----|----|-----------|------|-----|-----|--------------|-----|-----|-----|--------------|-----|-----|-----|------------|----|
| | | no. | yds | td | lg | no. | yds | td | lg | cmp | att | int | yds | td | lg | no. | yds | td | lg | no. | yds | | td |
| Sep 02 | CHARLESTON SOUTHERN | 39 | 18 | 0 | 8 | 3 | 15 | 0 | 4 | 3-8-0 | 15 | 0 | 4 | 4 | 63 | 0 | 23 | 0 | 0 | 0 | 0 | 0 | 33 |
| Sep 09 | at LATECH | 50 | 152 | 1 | 24 | 13 | 163 | 1 | 58 | 13-30-1 | 163 | 1 | 58 | 0 | 0 | 0 | 0 | 0 | 0 | 0 | 0 | 315 | |
| Sep 16 | LSU | 29 | 133 | 1 | 25 | 13 | 137 | 0 | 19 | 13-29-0 | 137 | 0 | 19 | 2 | 40 | 0 | 21 | 0 | 0 | 0 | 0 | 270 | |
| Sep 23 | at Georgia | 42 | 203 | 2 | 28 | 9 | 201 | 2 | 59 | 9-12-0 | 201 | 2 | 59 | 1 | 25 | 0 | 25 | 1 | -3 | 0 | 0 | 404 | |
| Sep 30 | at Auburn | 39 | 244 | 4 | 67 | 14 | 267 | 2 | 57 | 14-17-0 | 267 | 2 | 57 | 2 | 49 | 0 | 26 | 2 | 16 | 0 | 11 | 511 | |
| Oct 14 | BYU | 17 | 29 | 0 | 7 | 17 | 147 | 1 | 43 | 17-29-1 | 147 | 1 | 43 | 3 | 41 | 0 | 18 | 2 | -2 | 0 | 0 | 176 | |
| Oct 21 | KENTUCKY | 29 | 115 | 1 | 23 | 14 | 145 | 0 | 28 | 14-30-2 | 145 | 0 | 28 | 6 | 127 | 0 | 33 | 0 | 0 | 0 | 0 | 260 | |
| Oct 28 | at Texas A&M | 28 | 96 | 1 | 33 | 16 | 189 | 1 | 70 | 16-41-3 | 189 | 1 | 70 | 3 | 55 | 0 | 22 | 2 | 29 | 0 | 26 | 285 | |
| Opponents | | 273 | 990 | 10 | 67 | 99 | 1264 | 7 | 70 | 99-196-7 | 1264 | 7 | 70 | 21 | 400 | 0 | 33 | 7 | 40 | 0 | 26 | 2254 | |
| | | 375 | 2080 | 17 | 59 | 127 | 1386 | 14 | 62 | 127-228-8 | 1386 | 14 | 62 | 10 | 228 | 0 | 52 | 13 | 105 | 1 | 35 | 3466 | |

Games: 8 • Avg/rush: 3.6 • Avg/catch: 12.8 • Pass effic: 109.32 • KR avg: 19.0 • PR avg: 5.7 • All purpose avg/game: 366.8 • Total offense avg/gm: 281.8

| Date | Opponent | Tackles | | | | Sacks no-yds | Fumble | | Pass Defense | | | blkd kick | PAT Attempts | | | off | | | | |
|-----------|-------------------|---------|-----|-------|----------|-----------------|--------|--------|--------------|-----|------|--------------|--------------|------|-----|-----|-----|-----|-----|---|
| | | ua | a | total | tfl-yds | | ff | fr-yds | int-yds | qbh | brup | | kick | rush | rcv | saf | t/o | pts | | |
| Sep 02 | CHARLESTON SOUTHE | 32 | 72 | 104 | 5.0-6 | 0.0-0 | 0 | 0-0 | 0-0 | 6 | 6 | 5 | 0 | 0-0 | 0 | 0 | 0 | 0 | 0 | 0 |
| Sep 09 | at LATECH | 34 | 36 | 70 | 4.0-7 | 0.0-0 | 0 | 0-0 | 1-61 | 1 | 2 | 2 | 1-2 | 0 | 0 | 0 | 0 | 6 | 21 | |
| Sep 16 | LSU | 27 | 64 | 91 | 3.0-5 | 1.0-2 | 0 | 0-0 | 0-0 | 3 | 3 | 0 | 1-1 | 0 | 0 | 0 | 0 | 0 | 7 | |
| Sep 23 | at Georgia | 33 | 40 | 73 | 3.0-8 | 0.0-0 | 0 | 0-0 | 2-37 | 0 | 6 | 0 | 4-4 | 0 | 0 | 0 | 10 | 31 | | |
| Sep 30 | at Auburn | 37 | 44 | 81 | 5.0-17 | 2.0-12 | 1 | 0-0 | 2-37 | 11 | 12 | 0 | 7-7 | 0 | 0 | 0 | 7 | 49 | | |
| Oct 14 | BYU | 35 | 72 | 107 | 1.0-1 | 0.0-0 | 1 | 1-0 | 2-105 | 2 | 3 | 0 | 1-1 | 0 | 0 | 0 | 7 | 10 | | |
| Oct 21 | KENTUCKY | 31 | 52 | 83 | 3.0-4 | 0.0-0 | 0 | 0-0 | 0-0 | 1 | 4 | 0 | 1-1 | 0 | 0 | 0 | 0 | 7 | | |
| Oct 28 | at Texas A&M | 35 | 44 | 79 | 5.0-14 | 2.0-7 | 0 | 0-0 | 1-0 | 1 | 2 | 1 | 2-2 | 0 | 0 | 0 | 0 | 14 | | |
| Opponents | | 264 | 424 | 688 | 29.0-62 | 5.0-21 | 2 | 1-0 | 8-240 | 25 | 37 | 3 | 17-18 | 0 | 0 | 0 | 30 | 139 | | |
| | | 210 | 340 | 550 | 45.0-160 | 16.0-94 | 12 | 6-90 | 7-261 | 22 | 26 | 2 | 33-35 | 0 | 0 | 0 | 2 | 72 | 271 | |

| Date | Opponent | Punting | | | | | | | Field Goals | | | Kickoffs | | | | | | |
|-----------|-------------------|---------|------|------|------|------|----|----|-------------|-----|--------|----------|------|-----|------|------|----|----|
| | | no. | yds | avg | long | blkd | tb | fc | 50+ | i20 | md-att | long | blkd | no. | yds | avg | tb | ob |
| Sep 02 | CHARLESTON SOUTHE | 12 | 537 | 44.8 | 54 | 0 | 0 | 5 | 2 | 2 | 0-0 | 0 | 0 | 3 | 180 | 60.0 | 1 | 0 |
| Sep 09 | at LATECH | 8 | 273 | 34.1 | 47 | 1 | 0 | 4 | 0 | 0 | 2-2 | 45 | 0 | 4 | 216 | 54.0 | 0 | 0 |
| Sep 16 | LSU | 7 | 286 | 40.9 | 53 | 0 | 0 | 4 | 2 | 1 | 0-0 | 0 | 0 | 2 | 130 | 65.0 | 2 | 0 |
| Sep 23 | at Georgia | 4 | 182 | 45.5 | 54 | 0 | 0 | 3 | 1 | 1 | 1-1 | 49 | 0 | 6 | 390 | 65.0 | 6 | 0 |
| Sep 30 | at Auburn | 3 | 109 | 36.3 | 47 | 0 | 0 | 2 | 0 | 2 | 0-1 | 0 | 0 | 8 | 519 | 64.9 | 7 | 0 |
| Oct 14 | BYU | 7 | 279 | 39.9 | 47 | 0 | 0 | 5 | 0 | 4 | 1-1 | 38 | 0 | 3 | 191 | 63.7 | 2 | 0 |
| Oct 21 | KENTUCKY | 7 | 316 | 45.1 | 67 | 0 | 0 | 4 | 1 | 3 | 0-0 | 0 | 0 | 2 | 120 | 60.0 | 1 | 0 |
| Oct 28 | at Texas A&M | 8 | 350 | 43.8 | 52 | 0 | 0 | 4 | 2 | 3 | 0-0 | 0 | 0 | 2 | 130 | 65.0 | 1 | 0 |
| Opponents | | 56 | 2332 | 41.6 | 67 | 1 | 0 | 31 | 8 | 16 | 4-5 | 49 | 0 | 30 | 1876 | 62.5 | 20 | 0 |
| | | 35 | 1478 | 42.2 | 67 | 1 | 3 | 13 | 10 | 13 | 8-10 | 45 | 0 | 51 | 3279 | 64.3 | 29 | 1 |

Mississippi State Football
Mississippi State Game Superlatives (as of Oct 29, 2017)
All games

INDIVIDUAL GAME HIGHS

| | | |
|---------------------|------|---|
| Rushes | 23 | Williams,Aeris vs LSU (Sep 16, 2017) |
| | 23 | Williams,Aeris vs BYU (Oct 14, 2017) |
| Yards Rushing | 146 | Williams,Aeris vs LSU (Sep 16, 2017) |
| TD Rushes | 2 | Nick Fitzgerald at LATECH (Sep 09, 2017) |
| | 2 | Fitzgerald,Nick vs LSU (Sep 16, 2017) |
| | 2 | Fitzgerald,Nick vs BYU (Oct 14, 2017) |
| | 2 | Keytaon Thompson vs Kentucky (Oct 21, 2017) |
| | 2 | Fitzgerald,Nick vs Kentucky (Oct 21, 2017) |
| Long Rush | 59 | Aeris Williams at LATECH (Sep 09, 2017) |
| Pass attempts | 33 | Fitzgerald,Nick at Auburn (Sep 30, 2017) |
| Pass completions | 19 | Fitzgerald,Nick vs BYU (Oct 14, 2017) |
| Yards Passing | 241 | Fitzgerald,Nick vs BYU (Oct 14, 2017) |
| TD Passes | 3 | Nick Fitzgerald at LATECH (Sep 09, 2017) |
| Long Pass | 62 | Nick Fitzgerald vs Charleston Southern (Sep 02, 2017) |
| Receptions | 6 | Mixon,Keith vs LSU (Sep 16, 2017) |
| | 6 | Gray,Donald vs Kentucky (Oct 21, 2017) |
| Yards Receiving | 97 | Mixon,Keith vs LSU (Sep 16, 2017) |
| TD Receptions | 1 | Gabe Myles vs Charleston Southern (Sep 02, 2017) |
| | 1 | Jamal Couch vs Charleston Southern (Sep 02, 2017) |
| | 1 | Dedrick Thomas vs Charleston Southern (Sep 02, 2017) |
| | 1 | Donald Gray at LATECH (Sep 09, 2017) |
| | 1 | Jordan Thomas at LATECH (Sep 09, 2017) |
| | 1 | Gabe Myles at LATECH (Sep 09, 2017) |
| | 1 | Mixon,Keith vs LSU (Sep 16, 2017) |
| | 1 | Thomas,Dedrick vs LSU (Sep 16, 2017) |
| | 1 | Johnson,Justin at Auburn (Sep 30, 2017) |
| | 1 | Gray,Donald vs BYU (Oct 14, 2017) |
| | 1 | Couch,Jamal vs BYU (Oct 14, 2017) |
| | 1 | Thomas,Jordan vs Kentucky (Oct 21, 2017) |
| | 1 | Thomas,Jordan at Texas A&M (Oct 28, 2017) |
| | 1 | Gray,Donald at Texas A&M (Oct 28, 2017) |
| Long Reception | 62 | Farrod Green vs Charleston Southern (Sep 02, 2017) |
| Field Goals | 3 | Christmann,Jace vs LSU (Sep 16, 2017) |
| Long Field Goal | 45 | Christmann,Jace vs LSU (Sep 16, 2017) |
| Punts | 7 | Cooke,Logan at Georgia (Sep 23, 2017) |
| Punting Avg | 53.0 | Cooke,Logan vs BYU (Oct 14, 2017) |
| Long Punt | 67 | Cooke,Logan at Georgia (Sep 23, 2017) |
| Punts inside 20 | 4 | Cooke,Logan at Georgia (Sep 23, 2017) |
| Long Punt Return | 35 | Gray,Donald vs LSU (Sep 16, 2017) |
| Long Kickoff Return | 52 | Donald Gray vs Charleston Southern (Sep 02, 2017) |
| Tackles | 12 | Harris,Dez at Georgia (Sep 23, 2017) |
| Sacks | 2.0 | Gerri Green at LATECH (Sep 09, 2017) |
| | 2.0 | Sweat,Montez at Texas A&M (Oct 28, 2017) |
| Tackles For Loss | 2.5 | Kobe Jones vs Charleston Southern (Sep 02, 2017) |
| | 2.5 | Sweat,Montez vs Kentucky (Oct 21, 2017) |
| Interceptions | 1 | Mark McLaurin at LATECH (Sep 09, 2017) |
| | 1 | Bryant,Brandon vs BYU (Oct 14, 2017) |
| | 1 | Green,Gerri vs Kentucky (Oct 21, 2017) |
| | 1 | Hoyett,Braxton vs Kentucky (Oct 21, 2017) |
| | 1 | Peters,Jamal at Texas A&M (Oct 28, 2017) |
| | 1 | Durr,Lashard at Texas A&M (Oct 28, 2017) |
| | 1 | McLaurin,Mark at Texas A&M (Oct 28, 2017) |

Mississippi State Football
Mississippi State Game Superlatives (as of Oct 29, 2017)
All games

TEAM GAME HIGHS

| | | |
|------------------|------|---------------------------------------|
| Rushes | 53 | vs BYU (Oct 14, 2017) |
| Yards Rushing | 327 | at LATECH (Sep 09, 2017) |
| Yards Per Rush | 8.2 | at LATECH (Sep 09, 2017) |
| TD Rushes | 4 | vs Kentucky (Oct 21, 2017) |
| Pass attempts | 37 | at Auburn (Sep 30, 2017) |
| Pass completions | 20 | vs Charleston Southern (Sep 02, 2017) |
| | 20 | vs BYU (Oct 14, 2017) |
| Yards Passing | 274 | vs Charleston Southern (Sep 02, 2017) |
| Yards Per Pass | 7.8 | vs LSU (Sep 16, 2017) |
| TD Passes | 3 | vs Charleston Southern (Sep 02, 2017) |
| | 3 | at LATECH (Sep 09, 2017) |
| Total Plays | 86 | vs Charleston Southern (Sep 02, 2017) |
| Total Offense | 555 | vs Charleston Southern (Sep 02, 2017) |
| Yards Per Play | 7.7 | at LATECH (Sep 09, 2017) |
| Points | 57 | at LATECH (Sep 09, 2017) |
| Sacks By | 4 | at LATECH (Sep 09, 2017) |
| First Downs | 35 | vs BYU (Oct 14, 2017) |
| Penalties | 10 | at Auburn (Sep 30, 2017) |
| Penalty Yards | 60 | vs Charleston Southern (Sep 02, 2017) |
| | 60 | vs BYU (Oct 14, 2017) |
| Turnovers | 3 | vs BYU (Oct 14, 2017) |
| Interceptions By | 3 | at Texas A&M (Oct 28, 2017) |
| Punts | 7 | at Georgia (Sep 23, 2017) |
| | 7 | at Texas A&M (Oct 28, 2017) |
| Punting Avg | 53.0 | vs BYU (Oct 14, 2017) |
| Long Punt | 67 | at Georgia (Sep 23, 2017) |
| Punts inside 20 | 4 | at Georgia (Sep 23, 2017) |
| Long Punt Return | 35 | vs LSU (Sep 16, 2017) |

Mississippi State Football
Mississippi State Game Superlatives (as of Oct 29, 2017)
All games

OPPONENT INDIVIDUAL GAME HIGHS

| | | |
|---------------------|------|---|
| Rushes | 23 | Kerryon Johnson, at Auburn (Sep 30, 2017) |
| Yards Rushing | 116 | Kerryon Johnson, at Auburn (Sep 30, 2017) |
| TD Rushes | 3 | Kerryon Johnson, at Auburn (Sep 30, 2017) |
| Long Rush | 67 | Malik Willis, at Auburn (Sep 30, 2017) |
| Pass attempts | 29 | Danny Etling, vs LSU (Sep 16, 2017) |
| Pass completions | 16 | MANGUM, T., vs BYU (Oct 14, 2017) |
| Yards Passing | 264 | Jarrett Stidham, at Auburn (Sep 30, 2017) |
| TD Passes | 2 | Jake Fromm, at Georgia (Sep 23, 2017) |
| | 2 | Jarrett Stidham, at Auburn (Sep 30, 2017) |
| Long Pass | 70 | Nick Starkel, at Texas A&M (Oct 28, 2017) |
| Receptions | 6 | Ryan Davis, at Auburn (Sep 30, 2017) |
| Yards Receiving | 104 | GAINES, Marcus, at LATECH (Sep 09, 2017) |
| TD Receptions | 1 | COUSAR, Zach, at LATECH (Sep 09, 2017) |
| | 1 | Terry Godwin, at Georgia (Sep 23, 2017) |
| | 1 | Isaac Nauta, at Georgia (Sep 23, 2017) |
| | 1 | Ryan Davis, at Auburn (Sep 30, 2017) |
| | 1 | Will Hastings, at Auburn (Sep 30, 2017) |
| | 1 | HIFO, A., vs BYU (Oct 14, 2017) |
| | 1 | Camron Buckley, at Texas A&M (Oct 28, 2017) |
| Long Reception | 70 | Camron Buckley, at Texas A&M (Oct 28, 2017) |
| Field Goals | 2 | BARNES, J., at LATECH (Sep 09, 2017) |
| Long Field Goal | 49 | R. Blankenship, at Georgia (Sep 23, 2017) |
| Punts | 12 | REIGHARD, K., vs Charleston Southern (Sep 02, 2017) |
| Punting Avg | 45.5 | C. Nizialek, at Georgia (Sep 23, 2017) |
| Long Punt | 67 | Matt Panton, vs Kentucky (Oct 21, 2017) |
| Punts inside 20 | 4 | LINEHAN, J., vs BYU (Oct 14, 2017) |
| Long Punt Return | 26 | Christian Kirk, at Texas A&M (Oct 28, 2017) |
| Long Kickoff Return | 33 | Lynn Bowden Jr., vs Kentucky (Oct 21, 2017) |
| Tackles | 12 | ROYER, D., vs Charleston Southern (Sep 02, 2017) |
| | 12 | PAU'U, B., vs BYU (Oct 14, 2017) |
| | 12 | Tyrel Dodson, at Texas A&M (Oct 28, 2017) |
| Sacks | 1.0 | Jeff Holland, at Auburn (Sep 30, 2017) |
| | 1.0 | Big Kat Bryant, at Auburn (Sep 30, 2017) |
| | 1.0 | Jarrett Johnson, at Texas A&M (Oct 28, 2017) |
| | 1.0 | Landis Durham, at Texas A&M (Oct 28, 2017) |
| Tackles For Loss | 1.5 | CRUZ, Z., vs Charleston Southern (Sep 02, 2017) |
| | 1.5 | Devin White, vs LSU (Sep 16, 2017) |
| Interceptions | 2 | GHANWOLOKU, D., vs BYU (Oct 14, 2017) |

Mississippi State Football
Mississippi State Game Superlatives (as of Oct 29, 2017)
All games

OPPONENT TEAM GAME HIGHS

| | | |
|------------------|------|---------------------------------------|
| Rushes | 50 | at LATECH (Sep 09, 2017) |
| Yards Rushing | 244 | at Auburn (Sep 30, 2017) |
| Yards Per Rush | 6.3 | at Auburn (Sep 30, 2017) |
| TD Rushes | 4 | at Auburn (Sep 30, 2017) |
| Pass attempts | 41 | at Texas A&M (Oct 28, 2017) |
| Pass completions | 17 | vs BYU (Oct 14, 2017) |
| Yards Passing | 267 | at Auburn (Sep 30, 2017) |
| Yards Per Pass | 16.8 | at Georgia (Sep 23, 2017) |
| TD Passes | 2 | at Georgia (Sep 23, 2017) |
| | 2 | at Auburn (Sep 30, 2017) |
| Total Plays | 80 | at LATECH (Sep 09, 2017) |
| Total Offense | 511 | at Auburn (Sep 30, 2017) |
| Yards Per Play | 9.1 | at Auburn (Sep 30, 2017) |
| Points | 49 | at Auburn (Sep 30, 2017) |
| Sacks By | 2 | at Auburn (Sep 30, 2017) |
| | 2 | at Texas A&M (Oct 28, 2017) |
| First Downs | 20 | at LATECH (Sep 09, 2017) |
| Penalties | 9 | vs LSU (Sep 16, 2017) |
| Penalty Yards | 112 | vs LSU (Sep 16, 2017) |
| Turnovers | 3 | at LATECH (Sep 09, 2017) |
| | 3 | at Texas A&M (Oct 28, 2017) |
| Interceptions By | 2 | at Georgia (Sep 23, 2017) |
| | 2 | at Auburn (Sep 30, 2017) |
| | 2 | vs BYU (Oct 14, 2017) |
| Punts | 12 | vs Charleston Southern (Sep 02, 2017) |
| Punting Avg | 45.5 | at Georgia (Sep 23, 2017) |
| Long Punt | 67 | vs Kentucky (Oct 21, 2017) |
| Punts inside 20 | 4 | vs BYU (Oct 14, 2017) |
| Long Punt Return | 26 | at Texas A&M (Oct 28, 2017) |



JOHNATHAN ABRAM

SAFETY
6-0 • 210 • Jr. • JC
Columbia, Miss.
(Jones County JC)

38

2017 HIGHLIGHTS

- Made MSU debut against Charleston Southern (9/2).
- Recorded first-career start against Louisiana Tech (9/9) and tallied seven tackles.
- Grabbed four tackles while recording his first pass break-up as a Bulldog against No. 11 LSU (9/16).
- Racked up four tackles against Kentucky (10/21), including a career-high 1.0 TFL.
- Set a career-high with eight tackles at No. 24 Texas A&M while adding a pass break-up.

CAREER STATS

| YEAR | G/GS | TT | UT | AT | TFL-YDS | SCK-YDS | FF/FR | PBU | INT-YD |
|---------------|------------|-----------|-----------|-----------|--------------|--------------|------------|----------|------------|
| 2017 | 8/3 | 37 | 21 | 16 | 2.0-7 | 0.5-5 | 0/0 | 2 | 0-0 |
| TOTALS | 8/3 | 37 | 21 | 16 | 2.0-7 | 0.5-5 | 0/0 | 2 | 0-0 |

2017 GAME-BY-GAME

| OPPONENT | TT | UT | AT | TFL-YDS | SCK-YDS | FF/FR | PBU | INT-YD |
|---------------------|-----------|-----------|-----------|--------------|--------------|------------|----------|------------|
| Charleston Southern | 0 | 0 | 0 | 0.0-0 | 0.0-0 | 0/0 | 0 | 0-0 |
| at Louisiana Tech* | 7 | 6 | 1 | 0.5-5 | 0.5-5 | 0/0 | 0 | 0-0 |
| LSU | 4 | 0 | 4 | 0.0-0 | 0.0-0 | 0/0 | 1 | 0-0 |
| at Georgia* | 6 | 2 | 4 | 0.5-1 | 0.0-0 | 0/0 | 0 | 0-0 |
| at Auburn | 6 | 4 | 2 | 0.0-0 | 0.0-0 | 0/0 | 0 | 0-0 |
| BYU* | 2 | 1 | 1 | 0.0-0 | 0.0-0 | 0/0 | 0 | 0-0 |
| Kentucky | 4 | 3 | 1 | 1.0-1 | 0.0-0 | 0/0 | 0 | 0-0 |
| at Texas A&M | 8 | 5 | 3 | 0.0-0 | 0.0-0 | 0/0 | 1 | 0-0 |
| TOTALS | 37 | 21 | 16 | 2.0-7 | 0.5-5 | 0/0 | 2 | 0-0 |



FLETCHER ADAMS

DEFENSIVE END
6-2 • 270 • So. • 1L
Brandon, Miss.
(Brandon)

43

2017 HIGHLIGHTS

- Made first-career start against Charleston Southern (9/2) and recorded two tackles, including a career-high 1.5 tackles for loss, and forced his first fumble as a Bulldog. Also helped force two safeties in the first half against the Buccaneers
- Racked up a season-best three tackles and the first pass break-up of his career against No. 11 LSU (9/16).

CAREER STATS

| YEAR | G/GS | TT | UT | AT | TFL-YDS | SCK-YDS | FF/FR | PBU | INT-YD |
|---------------|-------------|-----------|----------|-----------|---------------|--------------|------------|----------|------------|
| 2016 | 11/0 | 16 | 4 | 12 | 0.5-2 | 0.0-0 | 0/0 | 0 | 0-0 |
| 2017 | 8/3 | 10 | 3 | 7 | 1.5-8 | 0.0-0 | 1/0 | 1 | 0-0 |
| TOTALS | 19/3 | 26 | 7 | 19 | 2.0-10 | 0.0-0 | 1/0 | 1 | 0-0 |

2017 GAME-BY-GAME

| OPPONENT | TT | UT | AT | TFL-YDS | SCK-YDS | FF/FR | PBU | INT-YD |
|----------------------|-----------|----------|----------|--------------|--------------|------------|----------|------------|
| Charleston Southern* | 2 | 1 | 1 | 1.5-8 | 0.0-0 | 1/0 | 0 | 0-0 |
| at Louisiana Tech | 2 | 1 | 1 | 0.0-0 | 0.0-0 | 0/0 | 0 | 0-0 |
| LSU | 3 | 1 | 2 | 0.0-0 | 0.0-0 | 0/0 | 1 | 0-0 |
| at Georgia* | 1 | 0 | 1 | 0.0-0 | 0.0-0 | 0/0 | 0 | 0-0 |
| at Auburn | 0 | 0 | 0 | 0.0-0 | 0.0-0 | 0/0 | 0 | 0-0 |
| BYU* | 1 | 0 | 1 | 0.0-0 | 0.0-0 | 0/0 | 0 | 0-0 |
| Kentucky | 1 | 0 | 1 | 0.0-0 | 0.0-0 | 0/0 | 0 | 0-0 |
| at Texas A&M | 0 | 0 | 0 | 0.0-0 | 0.0-0 | 0/0 | 0 | 0-0 |
| TOTALS | 10 | 3 | 7 | 1.5-8 | 0.0-0 | 1/0 | 1 | 0-0 |



TRE BROWN

DEFENSIVE TACKLE
 6-4 • 305 • Jr. • RS
 Ackerman, Miss.
 (Copiah-Lincoln CC)

96

2017 HIGHLIGHTS

- Recorded two tackles in MSU debut versus Charleston Southern (9/2).
- Set a career high with four total tackles, including a career-best three solo tackles, while recovering his first fumble as a Bulldog against LA Tech (9/9).
- Forced the first fumble of his career at No. 13 Auburn (9/30) while grabbing two solo tackles.

CAREER STATS

| YEAR | G/GS | TT | UT | AT | TFL-YDS | SCK-YDS | FF/FR | PBU | INT-YD |
|---------------|------------|-----------|----------|----------|--------------|--------------|------------|----------|------------|
| 2017 | 8/0 | 15 | 7 | 8 | 2.5-6 | 0.0-0 | 1/1 | 0 | 0-0 |
| TOTALS | 8/0 | 15 | 7 | 8 | 2.5-6 | 0.0-0 | 1/1 | 0 | 0-0 |

2017 GAME-BY-GAME

| OPPONENT | TT | UT | AT | TFL-YDS | SCK-YDS | FF/FR | PBU | INT-YD |
|---------------------|-----------|----------|----------|--------------|--------------|------------|----------|------------|
| Charleston Southern | 2 | 1 | 1 | 0.5-0 | 0.0-0 | 0/0 | 0 | 0-0 |
| at Louisiana Tech | 4 | 3 | 1 | 1.0-1 | 0.0-0 | 0/1 | 0 | 0-0 |
| LSU | 2 | 1 | 1 | 0.0-0 | 0.0-0 | 0/0 | 0 | 0-0 |
| at Georgia | 3 | 0 | 3 | 1.0-5 | 0.0-0 | 0/0 | 0 | 0-0 |
| at Auburn | 2 | 2 | 0 | 0.0-0 | 0.0-0 | 1/0 | 0 | 0-0 |
| BYU | 1 | 0 | 1 | 0.0-0 | 0.0-0 | 0/0 | 0 | 0-0 |
| Kentucky | 1 | 0 | 1 | 0.0-0 | 0.0-0 | 0/0 | 0 | 0-0 |
| at Texas A&M | 0 | 0 | 0 | 0.0-0 | 0.0-0 | 0/0 | 0 | 0-0 |
| TOTALS | 15 | 7 | 8 | 2.5-6 | 0.0-0 | 1/1 | 0 | 0-0 |



BRANDON BRYANT

SAFETY
 6-0 • 215 • Jr. • 2L
 Tunica, Miss.
 (Rosa Fort)

1

2017 HIGHLIGHTS

- Turned in his first multi-tackle game of the season with five against No. 11 LSU (9/16).
- Set a career-high with 11 tackles at No. 13 Auburn (9/30), including a season-high six solo tackles, and recorded his first TFL of his junior season. The outing was his first double-digit tackle performance since tallying 10 against Ole Miss on Nov. 28, 2015.
- Grabbed five tackles and stopped a potential BYU (9/14) scoring drive with a goal-line interception in the second half, returning the ball 30 yards.

CAREER STATS

| YEAR | G/GS | TT | UT | AT | TFL-YDS | SCK-YDS | FF/FR | PBU | INT-YD |
|---------------|--------------|------------|-----------|-----------|---------------|---------------|------------|----------|--------------|
| 2015 | 13/8 | 63 | 46 | 17 | 2.0-19 | 1.5-17 | 1/0 | 3 | 3-73 |
| 2016 | 13/10 | 62 | 35 | 27 | 1.0-2 | 0.0-0 | 0/0 | 2 | 1-19 |
| 2017 | 8/6 | 27 | 11 | 16 | 0.5-1 | 0.0-0 | 0/0 | 2 | 1-30 |
| TOTALS | 34/24 | 152 | 92 | 60 | 3.5-22 | 1.5-17 | 1/0 | 7 | 5-122 |

2017 GAME-BY-GAME

| OPPONENT | TT | UT | AT | TFL-YDS | SCK-YDS | FF/FR | PBU | INT-YD |
|----------------------|-----------|-----------|-----------|--------------|--------------|------------|----------|-------------|
| Charleston Southern* | 1 | 0 | 1 | 0.0-0 | 0.0-0 | 0/0 | 0 | 0-0 |
| at Louisiana Tech* | 1 | 1 | 0 | 0.0-0 | 0.0-0 | 0/0 | 0 | 0-0 |
| LSU* | 5 | 2 | 3 | 0.0-0 | 0.0-0 | 0/0 | 1 | 0-0 |
| at Georgia | 1 | 1 | 0 | 0.0-0 | 0.0-0 | 0/0 | 0 | 0-0 |
| at Auburn* | 11 | 6 | 5 | 0.5-1 | 0.0-0 | 0/0 | 0 | 0-0 |
| BYU | 5 | 1 | 4 | 0.0-0 | 0.0-0 | 0/0 | 1 | 1-30 |
| Kentucky* | 2 | 0 | 2 | 0.0-0 | 0.0-0 | 0/0 | 0 | 0-0 |
| at Texas A&M* | 1 | 0 | 1 | 0.0-0 | 0.0-0 | 0/0 | 0 | 0-0 |
| TOTALS | 27 | 11 | 16 | 0.5-1 | 0.0-0 | 0/0 | 2 | 1-30 |



JACE CHRISTMANN

KICKER

6-0 • 195 • RFr. • RS

Houston, Texas
(Memorial)

47



TOLANDO CLEVELAND

CORNERBACK

6-0 • 194 • Sr. • 3L

Powder Springs, Ga.
(Hillgrove)

7

2017 HIGHLIGHTS

- Saw action in the second half against LA Tech (9/9), going a perfect 3-for-3 in PAT attempts.
- Attempted the first field goals of his career against No. 11 LSU (9/16), going 3-for-3 after connecting on 27-yard, 30-yard and 45-yard attempts. He was the first MSU kicker to make three FGs in a game since Devon Bell went 3-for-3 against South Alabama on Sept. 22, 2012.
- His 45-yard FG against LSU was the longest made by MSU this season and the longest made by a MSU kicker since Westin Graves booted a 47-yard field goal against Alabama on Nov. 12, 2016.
- Tallied MSU's lone points against No. 11 Georgia (9/23) with a 26-yard FG to improve to 4-for-4 on the season in FG attempts.
- Connected on a 40-yard FG at No. 13 Auburn (9/30) for his fifth-consecutive made FG of the season.
- Booted a 31-yard field goal to improve to an SEC-leading 6-for-6 on the season while also connecting on a career-high six PATs against Kentucky (10/21).
- He is the first MSU kicker to connect on his first six FG attempts of the season since Westin Graves opened the 2015 season with nine-consecutive made field goals.

CAREER STATS

| YEAR | G | PAT/ATT | PCT. | FG/ATT | PCT. | PTS |
|---------------|----------|--------------|--------------|------------|--------------|-----------|
| 2017 | 8 | 25/25 | 1.000 | 6/6 | 1.000 | 43 |
| TOTALS | 8 | 25/25 | 1.000 | 6/6 | 1.000 | 43 |

FIELD GOAL BREAKDOWN

| YEAR | 1-19 | 20-29 | 30-39 | 40-49 | 50+ | LG | BLK |
|---------------|------------|------------|------------|------------|------------|-----------|----------|
| 2017 | 0-0 | 2-2 | 2-2 | 2-2 | 0-0 | 45 | 0 |
| TOTALS | 0-0 | 2-2 | 2-2 | 2-2 | 0-0 | 45 | 0 |

2017 HIGHLIGHTS

- Made return from injury and recorded a tackle in season opener versus Charleston Southern (9/2).
- Tallied his first multi-tackle game of the season with two against No. 11 LSU (9/16).
- Recorded a season-high four tackles against No. 11 Georgia (9/23).
- Grabbed a solo tackle and his first pass break-up of the season against Kentucky (10/21).
- Batted a third-quarter pass at No. 24 Texas A&M (10/28) to set up an interception grabbed by Lashard Durr.

CAREER STATS

| YEAR | G/GS | TT | UT | AT | TFL-YDS | SCK-YDS | FF/FR | PBU | INT-YD |
|---------------|--------------|-----------|-----------|-----------|---------------|--------------|------------|-----------|-------------|
| 2013 | 12/0 | 9 | 7 | 2 | 0.5-1 | 0.0-0 | 2/1 | 1 | 0-0 |
| 2014 | 13/0 | 29 | 21 | 8 | 2.0-6 | 0.5-4 | 0/1 | 7 | 2-50 |
| 2015 | 13/10 | 42 | 27 | 15 | 4.5-22 | 1.0-5 | 1/0 | 3 | 0-0 |
| 2017 | 8/7 | 10 | 3 | 7 | 0.0-0 | 0.0-0 | 0/0 | 1 | 0-0 |
| TOTALS | 46/17 | 90 | 58 | 32 | 7.0-29 | 1.5-9 | 3/2 | 12 | 2-50 |

2017 GAME-BY-GAME

| OPPONENT | TT | UT | AT | TFL-YDS | SCK-YDS | FF/FR | PBU | INT-YD |
|----------------------|-----------|----------|----------|--------------|--------------|------------|----------|------------|
| Charleston Southern* | 1 | 0 | 1 | 0.0-0 | 0.0-0 | 0/0 | 0 | 0-0 |
| at Louisiana Tech* | 0 | 0 | 0 | 0.0-0 | 0.0-0 | 0/0 | 0 | 0-0 |
| LSU* | 2 | 0 | 2 | 0.0-0 | 0.0-0 | 0/0 | 0 | 0-0 |
| at Georgia* | 4 | 0 | 4 | 0.0-0 | 0.0-0 | 0/0 | 0 | 0-0 |
| at Auburn* | 0 | 0 | 0 | 0.0-0 | 0.0-0 | 0/0 | 0 | 0-0 |
| BYU* | 1 | 1 | 0 | 0.0-0 | 0.0-0 | 0/0 | 0 | 0-0 |
| Kentucky | 1 | 1 | 0 | 0.0-0 | 0.0-0 | 0/0 | 1 | 0-0 |
| at Texas A&M* | 1 | 1 | 0 | 0.0-0 | 0.0-0 | 0/0 | 0 | 0-0 |
| TOTALS | 10 | 3 | 7 | 0.0-0 | 0.0-0 | 0/0 | 1 | 0-0 |



LOGAN COOKE

PUNTER / KICKER
 6-5 • 230 • Sr. • 3L
 Darbun, Miss.
 (Columbia Academy)

43



JAMAL COUCH

WIDE RECEIVER
 6-4 • 227 • So. • 1L
 Phenix City, Ala.
 (Central)

17

RAY GUY AWARD PRESEASON WATCH LIST

2017 HIGHLIGHTS

- Booted four punts against Charleston Southern (9/2), pinning CSU inside the 20 twice. Three of his seven kickoffs went for touchbacks.
- Set career-high with nine touchbacks against Louisiana Tech (9/9), racking up a career-best 585 kickoff yards for an average of 65.0 yards per kick.
- Pinned No. 11 LSU (9/16) inside the 20 on two of his three punts, while recording five touchbacks over his eight kick-off attempts.
- Tied his career high with seven punts against No. 11 Georgia (9/23), totaling a career-best 315 yards to average 45.0 yards per punt.
- Connected on three punts of 50 or more yards against BYU (9/14) to bring season total to 10 over the first six games, surpassing his 2016 season total of nine punts of 50+ yards. He averaged a career-best 53.0 yards per punt against the Cougars.

CAREER PUNTING STATS

| YEAR | G | NO. | YARDS | LG | AVG | I20 | 50+ |
|---------------|-----------|------------|--------------|-----------|-------------|-----------|-----------|
| 2014 | 9 | 10 | 414 | 51 | 41.4 | 2 | 1 |
| 2015 | 13 | 44 | 1856 | 65 | 42.2 | 16 | 12 |
| 2016 | 10 | 44 | 1760 | 68 | 40.0 | 22 | 9 |
| 2017 | 8 | 32 | 1397 | 67 | 43.7 | 13 | 10 |
| TOTALS | 40 | 130 | 5,427 | 68 | 41.7 | 53 | 32 |

CAREER KICKOFF STATS

| YEAR | G | NO. | YARDS | AVG | TB |
|---------------|-----------|------------|--------------|-------------|-----------|
| 2014 | 9 | 54 | 3334 | 61.7 | 15 |
| 2015 | 13 | 4 | 197 | 49.2 | 2 |
| 2016 | 10 | 25 | 1583 | 63.3 | 14 |
| 2017 | 8 | 49 | 3149 | 64.3 | 27 |
| TOTALS | 40 | 132 | 8,263 | 62.6 | 58 |

2017 HIGHLIGHTS

- Scored first-career touchdown on an 11-yard reception against Charleston Southern (9/2).
- Tallied his first multi-reception game of the season to rack up a career-high 60 yards against No. 13 Auburn (9/30), including a career-long catch of 32 yards.
- Recorded second-consecutive multi-reception outing with two against BYU (9/14) for a total of 43 yards, including a 32-yard touchdown reception to match his career long.

CAREER RECEIVING STATS

| YEAR | G/S | NO. | YDS | AVG. | TD |
|---------------|-------------|-----------|------------|-------------|----------|
| 2016 | 11/0 | 8 | 113 | 14.1 | 0 |
| 2017 | 8/0 | 6 | 126 | 21.0 | 2 |
| TOTALS | 19/0 | 14 | 239 | 17.1 | 2 |

2017 RECEIVING GAME-BY-GAME

| OPPONENT | NO. | YDS | AVG. | TD |
|---------------------|----------|------------|-------------|----------|
| Charleston Southern | 1 | 11 | 11.0 | 1 |
| at Louisiana Tech | 0 | 0 | 0.0 | 0 |
| LSU | 0 | 0 | 0.0 | 0 |
| at Georgia | 0 | 0 | 0.0 | 0 |
| at Auburn | 2 | 60 | 30.0 | 0 |
| BYU | 2 | 43 | 21.5 | 1 |
| Kentucky | 1 | 12 | 12.0 | 0 |
| at Texas A&M | 0 | 0 | 0.0 | 0 |
| TOTALS | 6 | 126 | 21.0 | 2 |



CAMERON DANTZLER

CORNERBACK

6-2 • 175 • RFr. • RS

Hammond, La.
(St. Thomas Aquinas)

13

2017 HIGHLIGHTS

- Tallied two solo tackles in collegiate debut against Charleston Southern (9/2), including one tackle for loss.
- Recorded a career-high three tackles against No. 11 LSU (9/16), while also tallying the first pass break-up of his career.
- Tied career high with three tackles on the road against No. 11 Georgia (9/23) and No. 13 Auburn (9/30).
- Also matched career-high with three tackles against Kentucky (10/21).

CAREER STATS

| YEAR | G/GS | TT | UT | AT | TFL-YDS | SCK-YDS | FF/FR | PBU | INT-YD |
|---------------|------------|-----------|-----------|----------|--------------|--------------|------------|----------|------------|
| 2017 | 8/0 | 17 | 10 | 7 | 1.0-8 | 0.0-0 | 0/0 | 1 | 0-0 |
| TOTALS | 8/0 | 17 | 10 | 7 | 1.0-8 | 0.0-0 | 0/0 | 1 | 0-0 |

2017 GAME-BY-GAME

| OPPONENT | TT | UT | AT | TFL-YDS | SCK-YDS | FF/FR | PBU | INT-YD |
|---------------------|-----------|-----------|----------|--------------|--------------|------------|----------|------------|
| Charleston Southern | 2 | 0 | 0 | 1.0-8 | 0.0-0 | 0/0 | 0 | 0-0 |
| at Louisiana Tech* | 0 | 0 | 0 | 0.0-0 | 0.0-0 | 0/0 | 0 | 0-0 |
| LSU | 3 | 1 | 2 | 0.0-0 | 0.0-0 | 0/0 | 1 | 0-0 |
| at Georgia | 3 | 3 | 0 | 0.0-0 | 0.0-0 | 0/0 | 0 | 0-0 |
| at Auburn | 3 | 2 | 1 | 0.0-0 | 0.0-0 | 0/0 | 0 | 0-0 |
| BYU | 1 | 0 | 1 | 0.0-0 | 0.0-0 | 0/0 | 0 | 0-0 |
| Kentucky | 3 | 1 | 2 | 0.0-0 | 0.0-0 | 0/0 | 0 | 0-0 |
| at Texas A&M | 2 | 1 | 1 | 0.0-0 | 0.0-0 | 0/0 | 0 | 0-0 |
| TOTALS | 17 | 10 | 7 | 1.0-8 | 0.0-0 | 0/0 | 1 | 0-0 |



LASHARD DURR

CORNERBACK

5-11 • 195 • Sr. • 1L

Gulfport, Miss.
(Copiah-Lincoln CC)

25

2017 HIGHLIGHTS

- Tallied his first multi-tackle game of the season with two against No. 11 LSU (9/16).
- Reeled in first-career interception at No. 24 Texas A&M (10/28 after scooping a pass batted by Tolando Cleveland during the third quarter and returning it 20 yards to set up an MSU scoring drive.

CAREER STATS

| YEAR | G/GS | TT | UT | AT | TFL-YDS | SCK-YDS | FF/FR | PBU | INT-YD |
|---------------|--------------|-----------|-----------|-----------|--------------|--------------|------------|----------|-------------|
| 2015 | 13/7 | 26 | 16 | 10 | 0.5-1 | 0.0-0 | 0/0 | 1 | 0-0 |
| 2017 | 8/4 | 5 | 3 | 2 | 0.0-0 | 0.0-0 | 0/0 | 3 | 1-20 |
| TOTALS | 21/11 | 31 | 19 | 12 | 0.5-1 | 0.0-0 | 0/0 | 4 | 1-20 |

2017 GAME-BY-GAME

| OPPONENT | TT | UT | AT | TFL-YDS | SCK-YDS | FF/FR | PBU | INT-YD |
|----------------------|----------|----------|----------|--------------|--------------|------------|----------|-------------|
| Charleston Southern* | 1 | 0 | 1 | 0.0-0 | 0.0-0 | 0/0 | 0 | 0-0 |
| at Louisiana Tech* | 0 | 0 | 0 | 0.0-0 | 0.0-0 | 0/0 | 1 | 0-0 |
| LSU | 2 | 2 | 0 | 0.0-0 | 0.0-0 | 0/0 | 0 | 0-0 |
| at Georgia* | 1 | 0 | 1 | 0.0-0 | 0.0-0 | 0/0 | 0 | 0-0 |
| at Auburn | 0 | 0 | 0 | 0.0-0 | 0.0-0 | 0/0 | 1 | 0-0 |
| BYU | 1 | 1 | 0 | 0.0-0 | 0.0-0 | 0/0 | 0 | 0-0 |
| Kentucky | 0 | 0 | 0 | 0.0-0 | 0.0-0 | 0/0 | 0 | 0-0 |
| at Texas A&M* | 0 | 0 | 0 | 0.0-0 | 0.0-0 | 0/0 | 1 | 1-20 |
| TOTALS | 5 | 3 | 2 | 0.0-0 | 0.0-0 | 0/0 | 3 | 1-20 |



TUCKER DAY

KICKER/PUNTER

6-0 • 206 • Fr. • HS

Brentwood, Tenn.

(Brentwood)

42

2017 HIGHLIGHTS

- Connected on a 40-yard field goal in collegiate debut versus Charleston Southern (9/2).
- Booted a 36-yard field goal while tallying a touchback on his lone kick-off attempt at Louisiana Tech (9/9).

CAREER STATS


| YEAR | G | PAT/ATT | PCT. | FG/ATT | PCT. | PTS |
|---------------|----------|-------------|-------------|------------|-------------|-----------|
| 2017 | 2 | 8/10 | .800 | 2/4 | .500 | 14 |
| TOTALS | 2 | 8/10 | .800 | 2/4 | .500 | 14 |

FIELD GOAL BREAKDOWN

| YEAR | 1-19 | 20-29 | 30-39 | 40-49 | 50+ | LG | BLK |
|---------------|------------|------------|------------|------------|------------|----------|----------|
| 2017 | 0-0 | 0-0 | 1-1 | 1-2 | 0-0 | 0 | 0 |
| TOTALS | 0-0 | 0-0 | 1-1 | 1-2 | 0-0 | 0 | 0 |

CAREER KICKOFF STATS

| YEAR | G | NO. | YARDS | AVG | TB |
|---------------|----------|----------|------------|-------------|----------|
| 2017 | 2 | 2 | 130 | 65.0 | 2 |
| TOTALS | 2 | 2 | 130 | 65.0 | 2 |



NICK FITZGERALD

QUARTERBACK

6-5 • 230 • Jr. • 2L
 Richmond Hill, Ga.
 (Richmond Hill)

7

CAREER TOTAL OFFENSE

| YEAR | G/GS | RUSH | PASS | TOTAL | AVG./G |
|---------------|--------------|--------------|--------------|--------------|--------------|
| 2015 | 8/0 | 127 | 235 | 362 | 45.4 |
| 2016 | 13/13 | 1375 | 2423 | 3798 | 292.2 |
| 2017 | 8/8 | 666 | 1320 | 1986 | 248.3 |
| TOTALS | 29/21 | 2,168 | 3,978 | 6,146 | 211.9 |

2017 GAME-BY-GAME

| OPPONENT | CMP | ATT | INT | PCT | YDS | TD | RSH | YDS | TD |
|----------------------|------------|------------|----------|-------------|--------------|-----------|-----------|------------|-----------|
| Charleston Southern* | 16 | 29 | 0 | .552 | 239 | 2 | 7 | 41 | 1 |
| at Louisiana Tech* | 12 | 18 | 1 | .667 | 124 | 3 | 10 | 111 | 2 |
| LSU* | 15 | 23 | 0 | .652 | 180 | 2 | 14 | 88 | 2 |
| at Georgia* | 14 | 29 | 2 | .483 | 83 | 0 | 10 | 47 | 0 |
| at Auburn* | 13 | 33 | 2 | .394 | 157 | 1 | 13 | 56 | 0 |
| BYU* | 19 | 30 | 2 | .633 | 241 | 2 | 15 | 103 | 2 |
| Kentucky* | 18 | 26 | 0 | .692 | 155 | 1 | 12 | 115 | 2 |
| at Texas A&M* | 12 | 21 | 1 | .571 | 141 | 2 | 18 | 105 | 1 |
| TOTALS | 119 | 209 | 8 | .569 | 1,320 | 13 | 99 | 666 | 10 |

- MAXWELL AWARD WATCH LIST
- MANNING AWARD WATCH LIST
- DAVEY O'BRIEN AWARD WATCH LIST
- JOHNNY UNITAS GOLDEN ARM AWARD WATCH LIST
- MAXWELL AWARD NATIONAL PLAYER OF THE WEEK (9/19)
- DAVEY O'BRIEN QUATERBACK OF THE WEEK (9/19)
- MANNING AWARD "STAR OF THE WEEK" (9/18)
- SEC OFFENSIVE PLAYER OF THE WEEK (9/18)
- PRESEASON ALL-SEC SECOND TEAM

2017 HIGHLIGHTS:

- Recorded a total of 280 offensive yards against Charleston Southern (9/2) while was responsible for one rushing and two passing touchdowns.
- Accounted for five TDs and 235 yards of total offense against LA Tech (9/9). Tied the MSU quarterback record for 100-yard rushing games with his ninth after racking up 111 yards on the ground.
- Tallied a total of four touchdowns while racking up 268 yards against No. 11 LSU (9/16). Was the first to score multiple rushing TDs against the Tiger defense this season. His two passing TDs were also the first passing scores allowed by LSU this season.
- Racked up four touchdowns (two rushing/two passing) and a total of 344 offensive yards against BYU (9/14) to become the second player in MSU history and the first since Dak Prescott to rush for 25 career TDs and pass for 25 career TDs.
- Tallied 103 yards rushing against the Cougars to tally his 10th career game of 100+ rushing yards to set a new MSU quarterback record. The previous record of nine was held by Dak Prescott.
- Accounted for 270 yards of total offense and three touchdowns against Kentucky (10/21). Went 18-of-26 in the air for a career-best .692 completion percentage. Rushed for 115 total yards for his 11th career game of 100 or more yards rushing and became the sixth quarterback in SEC history to go over 2,000 yards rushing in a career.
- Accounted for 246 yards of total offense and three touchdowns to lead MSU to a road win at No. 24 Texas A&M (10/28). Rushed for 105 yards on 18 carries for his third straight 100-yard rushing game and the 12th of his career - the most by an QB in a career in SEC history.

CAREER PASSING STATS

| YEAR | G/GS | CMP | ATT | TD | PCT | YDS | INT |
|---------------|--------------|------------|------------|-----------|-------------|--------------|-----------|
| 2015 | 8/0 | 11 | 14 | 3 | .786 | 235 | 0 |
| 2016 | 13/13 | 196 | 361 | 21 | .543 | 2423 | 10 |
| 2017 | 8/8 | 119 | 209 | 13 | .569 | 1320 | 8 |
| TOTALS | 29/21 | 326 | 584 | 37 | .558 | 3,978 | 18 |

CAREER RUSHING STATS

| YEAR | G/GS | NO. | YDS | AVG. | TD |
|---------------|--------------|------------|--------------|------------|-----------|
| 2015 | 8/0 | 23 | 127 | 5.5 | 3 |
| 2016 | 13/13 | 195 | 1375 | 7.1 | 16 |
| 2017 | 8/8 | 99 | 666 | 6.7 | 10 |
| TOTALS | 29/21 | 317 | 2,168 | 6.8 | 29 |



WILLIE GAY JR.

LINEBACKER
 6-2 • 230 • Fr. • HS
 Starkville, Miss.
 (Starkville)

6

2017 HIGHLIGHTS

- Made collegiate debut against Charleston Southern (9/2), recording two tackles.
- Grabbed a career-best four tackles against No. 11 Georgia (9/23).
- Recorded his first pass break-up of career against Kentucky (9/21).
- Lone tackle at No. 24 Texas A&M (10/28) was his first-career sack for a loss of four yards.

CAREER STATS

| YEAR | G/GS | TT | UT | AT | TFL-YDS | SCK-YDS | FF/FR | PBU | INT-YD |
|---------------|------------|-----------|----------|----------|--------------|--------------|------------|----------|------------|
| 2017 | 8/0 | 11 | 4 | 7 | 2.0-7 | 1.0-4 | 0/0 | 1 | 0-0 |
| TOTALS | 8/0 | 11 | 4 | 7 | 2.0-7 | 1.0-4 | 0/0 | 1 | 0-0 |

2017 GAME-BY-GAME

| OPPONENT | TT | UT | AT | TFL-YDS | SCK-YDS | FF/FR | PBU | INT-YD |
|---------------------|-----------|----------|----------|--------------|--------------|------------|----------|------------|
| Charleston Southern | 2 | 1 | 1 | 1.0-3 | 0.0-0 | 0/0 | 0 | 0-0 |
| at Louisiana Tech | 1 | 1 | 0 | 0.0-0 | 0.0-0 | 0/0 | 0 | 0-0 |
| LSU | 0 | 0 | 0 | 0.0-0 | 0.0-0 | 0/0 | 0 | 0-0 |
| at Georgia | 4 | 1 | 3 | 0.0-0 | 0.0-0 | 0/0 | 0 | 0-0 |
| at Auburn | 3 | 0 | 3 | 0.0-0 | 0.0-0 | 0/0 | 0 | 0-0 |
| BYU | 0 | 0 | 0 | 0.0-0 | 0.0-0 | 0/0 | 0 | 0-0 |
| Kentucky | 0 | 0 | 0 | 0.0-0 | 0.0-0 | 0/0 | 1 | 0-0 |
| at Texas A&M | 1 | 1 | 0 | 1.0-4 | 1.0-4 | 0/0 | 0 | 0-0 |
| TOTALS | 11 | 4 | 7 | 2.0-7 | 1.0-4 | 0/0 | 1 | 0-0 |



NICK GIBSON

RUNNING BACK
 5-11 • 211 • So. • 1L
 Birmingham, Ala.
 (Pinson Valley)

21



DONALD GRAY

WIDE RECEIVER
 5-10 • 200 • Sr. • 2L
 Memphis, Tenn.
 (Copiah-Lincoln CC)

6

2017 HIGHLIGHTS

- Rushed for 41 yards on six attempts versus Charleston Southern (9/2), while reeling in his first-career reception.
- With 23 yards against No. 11 LSU (9/16), surpassed his career-high for a season with 79 yards rushing through just the first three games of the season.
- Turned in a career-best performance with 52 yards against No. 11 Georgia (9/23), including a career-long rush of 39 yards.
- Rushed for 43 yards on four touches at No. 24 Texas A&M (10/28) to average a season-high 10.8 yards per carry, while scoring his first rushing touchdown of his career. Also added a career-best 12 yards receiving against the Aggies.

CAREER RUSHING STATS

| YEAR | G/GS | NO. | YDS | AVG. | TD |
|---------------|-------------|-----------|------------|------------|----------|
| 2016 | 3/0 | 9 | 57 | 6.3 | 0 |
| 2017 | 8/0 | 35 | 228 | 6.5 | 1 |
| TOTALS | 11/0 | 44 | 285 | 6.5 | 1 |

CAREER RECEIVING STATS

| YEAR | G/S | NO. | YDS | AVG. | TD |
|---------------|-------------|----------|-----------|------------|----------|
| 2016 | 3/0 | 0 | 0 | 0.0 | 0 |
| 2017 | 8/0 | 2 | 16 | 8.0 | 0 |
| TOTALS | 11/0 | 2 | 16 | 8.0 | 0 |

2017 RUSHING GAME-BY-GAME

| OPPONENT | NO. | YDS | AVG. | TD |
|---------------------|-----------|------------|------------|----------|
| Charleston Southern | 6 | 41 | 6.8 | 0 |
| at Louisiana Tech | 5 | 15 | 3.0 | 0 |
| LSU | 3 | 23 | 7.7 | 0 |
| at Georgia | 5 | 52 | 10.4 | 0 |
| at Auburn | 5 | 22 | 4.4 | 0 |
| BYU | 3 | 23 | 7.7 | 0 |
| Kentucky | 4 | 9 | 2.3 | 0 |
| at Texas A&M | 4 | 43 | 10.8 | 1 |
| TOTALS | 35 | 228 | 6.5 | 1 |

2017 RECEIVING GAME-BY-GAME

| YEAR | NO. | YDS | AVG. | TD |
|---------------------|----------|-----------|------------|----------|
| Charleston Southern | 1 | 4 | 4.0 | 0 |
| at Louisiana Tech | 0 | 0 | 0.0 | 0 |
| LSU | 0 | 0 | 0.0 | 0 |
| at Georgia | 0 | 0 | 0.0 | 0 |
| at Auburn | 0 | 0 | 0.0 | 0 |
| BYU | 0 | 0 | 0.0 | 0 |
| Kentucky | 0 | 0 | 0.0 | 0 |
| at Texas A&M | 1 | 12 | 12.0 | 0 |
| TOTALS | 2 | 16 | 8.0 | 0 |

2017 HIGHLIGHTS

- Made three receptions for 57 total yards against Charleston Southern (9/2) while also setting a career long with a 52-yard kick return.
- Reeled in a 2-yard reception against Louisiana Tech (9/9) to record his first TD of the season.
- Returned his first punts of the season against No. 11 LSU (9/16) and tallied a career-long return of 35 yards.
- Matched season high with four receptions to total 41 yards against BYU (10/14), including a 9-yard TD reception for his second score of the season.
- Set a season-high with six receptions for 51 yards against Kentucky (10/21). Also returned his second kick of the season for 33 yards. Both kick returns this season have been 30 yards or longer.
- Lone catch at No. 24 Texas A&M was an 8-yard touchdown reception (10/28) to bring his career total to 10 TDs.

CAREER RECEIVING STATS

| YEAR | G/S | NO. | YDS | AVG. | TD |
|---------------|--------------|-----------|--------------|-------------|-----------|
| 2015 | 13/0 | 21 | 386 | 18.4 | 2 |
| 2016 | 13/13 | 41 | 709 | 17.3 | 5 |
| 2017 | 8/8 | 24 | 214 | 8.9 | 3 |
| TOTALS | 34/21 | 86 | 1,309 | 15.2 | 10 |

CAREER KICK RETURN STATS

| YEAR | G/GS | NO. | YDS | AVG. | TD |
|---------------|--------------|----------|------------|-------------|----------|
| 2015 | 13/0 | 1 | 33 | 33.0 | 0 |
| 2016 | 13/13 | 4 | 83 | 20.8 | 0 |
| 2017 | 8/8 | 2 | 85 | 41.5 | 0 |
| TOTALS | 34/21 | 7 | 201 | 28.7 | 0 |

CAREER PUNT RETURN STATS

| YEAR | G/GS | NO. | YDS | AVG. | TD |
|---------------|--------------|-----------|-----------|------------|----------|
| 2015 | 13/0 | 1 | 21 | 21.0 | 0 |
| 2016 | 13/13 | 2 | 10 | 5.0 | 0 |
| 2017 | 8/8 | 7 | 63 | 9.0 | 0 |
| TOTALS | 34/21 | 10 | 94 | 9.4 | 0 |

2017 RECEIVING GAME-BY-GAME

| YEAR | NO. | YDS | AVG. | TD |
|----------------------|-----------|------------|------------|----------|
| Charleston Southern* | 3 | 57 | 19.0 | 0 |
| at Louisiana Tech* | 4 | 19 | 4.8 | 1 |
| LSU* | 3 | 19 | 6.3 | 0 |
| at Georgia* | 2 | 13 | 6.5 | 0 |
| at Auburn* | 1 | 6 | 6.0 | 0 |
| BYU* | 4 | 41 | 10.3 | 1 |
| Kentucky* | 6 | 51 | 8.5 | 0 |
| at Texas A&M* | 1 | 8 | 8.0 | 1 |
| TOTALS | 24 | 214 | 8.9 | 3 |



J.T. GRAY

SAFETY
6-0 • 202 • Sr. • 3L
Clarksdale, Miss.
(Clarksdale)

12

2017 HIGHLIGHTS

- Tallied six tackles to lead the team against Charleston Southern (9/2), while also forcing his first-career fumble.
- Made first pass break-up of his career while racking up three tackles at Louisiana Tech (9/9).
- Recorded six tackles, including his first TFL of the year, against No. 11 LSU (9/16).
- Racked up six tackles against No. 11 Georgia (9/23) to mark the third time over the first four games he has recorded at least six tackles.
- Set a season high with eight tackles at No. 13 Auburn (9/30), while matching that number against BYU (10/14).
- Grabbed three tackles at No. 24 Texas A&M to push his career total to over 200, while tallying a career-high two pass break-ups.

CAREER STATS

| YEAR | G/GS | TT | UT | AT | TFL-YDS | SCK-YDS | FF/FR | PBU | INT-YD |
|---------------|--------------|------------|-----------|------------|----------------|---------------|------------|----------|------------|
| 2014 | 6/0 | 9 | 4 | 5 | 0.0-0 | 0.0-0 | 0/0 | 0 | 0-0 |
| 2015 | 13/0 | 65 | 27 | 38 | 3.5-14 | 1.5-9 | 0/0 | 0 | 0-0 |
| 2016 | 13/10 | 71 | 36 | 35 | 8.0-14 | 1.0-4 | 0/0 | 0 | 0-0 |
| 2017 | 8/7 | 47 | 13 | 34 | 1.5-2 | 0.0-0 | 1/0 | 5 | 0-0 |
| TOTALS | 40/17 | 201 | 80 | 112 | 13.0-30 | 2.5-13 | 1/0 | 5 | 0-0 |

2017 GAME-BY-GAME

| OPPONENT | TT | UT | AT | TFL-YDS | SCK-YDS | FF/FR | PBU | INT-YD |
|----------------------|-----------|-----------|-----------|--------------|--------------|------------|----------|------------|
| Charleston Southern* | 6 | 3 | 3 | 0.0-0 | 0.0-0 | 1/0 | 0 | 0-0 |
| at Louisiana Tech* | 3 | 1 | 2 | 0.0-0 | 0.0-0 | 0/0 | 1 | 0-0 |
| LSU* | 6 | 1 | 5 | 1.0-1 | 0.0-0 | 0/0 | 1 | 0-0 |
| at Georgia* | 6 | 1 | 5 | 0.0-0 | 0.0-0 | 0/0 | 0 | 0-0 |
| at Auburn* | 8 | 2 | 6 | 0.5-1 | 0.0-0 | 0/0 | 0 | 0-0 |
| BYU | 8 | 2 | 6 | 0.0-0 | 0.0-0 | 0/0 | 1 | 0-0 |
| Kentucky* | 7 | 2 | 5 | 0.0-0 | 0.0-0 | 0/0 | 0 | 0-0 |
| at Texas A&M* | 3 | 1 | 2 | 0.0-0 | 0.0-0 | 0/0 | 2 | 0-0 |
| TOTALS | 47 | 13 | 34 | 1.5-2 | 0.0-0 | 0/0 | 5 | 0-0 |



FARROD GREEN

TIGHT END
6-3 • 246 • So. • 1L
Wesson, Miss.
(Wesson Attendance Center)

82

2017 HIGHLIGHTS

- Totaled a career-high 68 receiving yards against Charleston Southern (9/2) with help of a career-long reception of 62 yards.
- Turned in his best performance since the season opener at No. 24 Texas A&M (10/28) with a season-high three receptions for a total of 51 yards. The catches were his first since Sept. 16 against No. 11 LSU.

CAREER RECEIVING STATS

| YEAR | G/S | NO. | YDS | AVG. | TD |
|---------------|-------------|-----------|------------|-------------|----------|
| 2016 | 12/8 | 11 | 121 | 11.0 | 1 |
| 2017 | 8/8 | 6 | 141 | 23.5 | 0 |
| TOTALS | 11/0 | 17 | 262 | 15.4 | 0 |

2017 RECEIVING GAME-BY-GAME

| YEAR | NO. | YDS | AVG. | TD |
|----------------------|----------|------------|-------------|----------|
| Charleston Southern* | 2 | 68 | 34.0 | 0 |
| at Louisiana Tech* | 0 | 0 | 0.0 | 0 |
| LSU* | 1 | 22 | 22.0 | 0 |
| at Georgia* | 0 | 0 | 0.0 | 0 |
| at Auburn* | 0 | 0 | 0.0 | 0 |
| BYU* | 0 | 0 | 0.0 | 0 |
| Kentucky* | 0 | 0 | 0.0 | 0 |
| at Texas A&M* | 3 | 51 | 17.0 | 0 |
| TOTALS | 6 | 141 | 15.4 | 0 |



GERRI GREEN

LINEBACKER
6-4 • 250 • Jr. • 2L
Greenville, Miss.
(Greenville Weston)

4

2017 HIGHLIGHTS

- Making just his second career start, recorded three tackles against Charleston Southern (9/2).
- Recorded seven tackles at Louisiana Tech (9/9), including a career-high 2.0 TFL off the first sacks of his career. Also forced two fumbles, becoming the first Bulldog since Dez Harris (9/17/2016 at LSU) to force two fumbles in a single game.
- Recovered the first fumble of the season with a second-half scoop at No. 13 Auburn (9/30).
- Totaled two tackles, including a TFL, and first pass breakup of the season against BYU (10/14).
- Tallied his first pick of the season against Kentucky (10/21), returning it 84 yards for his career-first pick six. It was his first interception since Nov. 30, 2015 against NC State in the Belk Bowl and MSU's first pick six since Nov. 26, 2016 against Ole Miss when Cedric Jiles returned an interception 74 yards for a score.

CAREER STATS

| YEAR | G/GS | TT | UT | AT | TFL-YDS | SCK-YDS | FF/FR | PBU | INT-YD |
|---------------|-------------|------------|-----------|-----------|---------------|---------------|------------|----------|-------------|
| 2015 | 13/1 | 49 | 20 | 29 | 2.5-9 | 0.0-0 | 0/0 | 1 | 2-0 |
| 2016 | 13/0 | 43 | 18 | 25 | 0.5-2 | 0.0-0 | 0/1 | 1 | 0-0 |
| 2017 | 8/8 | 23 | 8 | 15 | 5.0-18 | 2.0-12 | 2/1 | 1 | 1-84 |
| TOTALS | 34/9 | 115 | 46 | 69 | 8.0-29 | 2.0-12 | 2/2 | 3 | 3-84 |

2017 GAME-BY-GAME

| OPPONENT | TT | UT | AT | TFL-YDS | SCK-YDS | FF/FR | PBU | INT-YD |
|----------------------|-----------|----------|-----------|---------------|---------------|------------|----------|-------------|
| Charleston Southern* | 3 | 2 | 1 | 0.0-0 | 0.0-0 | 0/0 | 0 | 0-0 |
| at Louisiana Tech* | 7 | 2 | 5 | 2.0-12 | 2.0-12 | 2/0 | 0 | 0-0 |
| LSU* | 2 | 0 | 2 | 0.0-0 | 0.0-0 | 0/0 | 0 | 0-0 |
| at Georgia* | 4 | 1 | 3 | 0.0-0 | 0.0-0 | 0/0 | 0 | 0-0 |
| at Auburn* | 2 | 1 | 1 | 1.0-4 | 0.0-0 | 0/1 | 0 | 0-0 |
| BYU* | 2 | 1 | 1 | 1.0-1 | 0.0-0 | 0/0 | 1 | 0-0 |
| Kentucky* | 1 | 0 | 1 | 0.0-0 | 0.0-0 | 0/0 | 0 | 1-84 |
| at Texas A&M* | 2 | 1 | 1 | 1.0-1 | 0.0-0 | 0/0 | 0 | 0-0 |
| TOTALS | 23 | 8 | 15 | 5.0-18 | 2.0-12 | 2/1 | 1 | 1-84 |



DEZ HARRIS

LINEBACKER
6-4 • 243 • Sr. • 3L
Bessemer, Ala.
(McAdory)

11

2017 HIGHLIGHTS

- Making his first-career start against Charleston Southern (9/2), grabbed five total tackles.
- Racked up six tackles, including four solo tackles, at Louisiana Tech (9/9), while also recording the first sack of his career.
- Turned in his first double-digit tackle performance with a career-best 12 at No. 11 Georgia (9/23) while forcing a fumble.
- Recorded seven tackles against BYU (10/14) to bring his season total to a career-high 38 in just the first six games of the season.
- Grabbed nine tackles against Kentucky (10/21) to push his career total for tackles over 100. Also added 1.0 sacks for a career-high loss of six yards.

CAREER STATS

| YEAR | G/GS | TT | UT | AT | TFL-YDS | SCK-YDS | FF/FR | PBU | INT-YD |
|---------------|-------------|------------|-----------|-----------|---------------|--------------|------------|----------|------------|
| 2014 | 6/0 | 10 | 6 | 4 | 0.0-0 | 0.0-0 | 0/0 | 0 | 0-0 |
| 2015 | 7/0 | 9 | 3 | 6 | 0.0-0 | 0.0-0 | 0/0 | 0 | 0-0 |
| 2016 | 13/0 | 37 | 21 | 16 | 2.5-11 | 0.0-0 | 2/0 | 0 | 0-0 |
| 2017 | 8/8 | 48 | 13 | 35 | 3.0-9 | 2.0-8 | 1/0 | 0 | 0-0 |
| TOTALS | 34/8 | 104 | 43 | 61 | 5.5-20 | 2.0-8 | 3/0 | 0 | 0-0 |

2017 GAME-BY-GAME

| OPPONENT | TT | UT | AT | TFL-YDS | SCK-YDS | FF/FR | PBU | INT-YD |
|----------------------|-----------|-----------|-----------|--------------|--------------|------------|----------|------------|
| Charleston Southern* | 5 | 2 | 3 | 1.0-1 | 0.0-0 | 0/0 | 0 | 0-0 |
| at Louisiana Tech* | 6 | 4 | 2 | 1.0-2 | 1.0-2 | 0/0 | 0 | 0-0 |
| LSU* | 6 | 0 | 6 | 0.0-0 | 0.0-0 | 0/0 | 0 | 0-0 |
| at Georgia* | 12 | 1 | 11 | 0.0-0 | 0.0-0 | 1/0 | 0 | 0-0 |
| at Auburn* | 2 | 1 | 1 | 0.0-0 | 0.0-0 | 0/0 | 0 | 0-0 |
| BYU* | 7 | 3 | 4 | 0.0-0 | 0.0-0 | 0/0 | 0 | 0-0 |
| Kentucky* | 9 | 1 | 8 | 1.0-6 | 1.0-6 | 0/0 | 0 | 0-0 |
| at Texas A&M* | 1 | 1 | 0 | 0.0-0 | 0.0-0 | 0/0 | 0 | 0-0 |
| TOTALS | 48 | 13 | 35 | 3.0-9 | 2.0-8 | 1/0 | 0 | 0-0 |



GRANT HARRIS

DEFENSIVE TACKLE
 6-3 • 285 • Jr. • SQ
 Bolton, Miss.
 (Clinton)

90

2017 HIGHLIGHTS

- Tied career high with two tackles at Louisiana Tech (9/9).
- Lone tackle against No. 11 LSU (9/16) brought his season total to a career-best four.
- Racked up career-tying two tackles on the road against No. 11 Georgia (9/23) and No. 13 Auburn (9/30).

CAREER STATS

| YEAR | G/GS | TT | UT | AT | TFL-YDS | SCK-YDS | FF/FR | PBU | INT-YD |
|---------------|-------------|-----------|----------|-----------|--------------|--------------|------------|----------|------------|
| 2015 | 5/0 | 3 | 0 | 3 | 0.0-0 | 0.0-0 | 0/0 | 0 | 0-0 |
| 2016 | 6/0 | 3 | 0 | 3 | 0.0-0 | 0.0-0 | 0/0 | 0 | 0-0 |
| 2017 | 8/0 | 9 | 4 | 5 | 0.0-0 | 0.0-0 | 0/0 | 0 | 0-0 |
| TOTALS | 19/0 | 15 | 4 | 11 | 0.0-0 | 0.0-0 | 0/0 | 0 | 0-0 |

2017 GAME-BY-GAME

| OPPONENT | TT | UT | AT | TFL-YDS | SCK-YDS | FF/FR | PBU | INT-YD |
|---------------------|----------|----------|----------|--------------|--------------|------------|----------|------------|
| Charleston Southern | 1 | 0 | 1 | 0.0-0 | 0.0-0 | 0/0 | 0 | 0-0 |
| at Louisiana Tech | 2 | 1 | 1 | 0.0-0 | 0.0-0 | 0/0 | 0 | 0-0 |
| LSU | 1 | 0 | 1 | 0.0-0 | 0.0-0 | 0/0 | 0 | 0-0 |
| at Georgia | 2 | 1 | 1 | 0.0-0 | 0.0-0 | 0/0 | 0 | 0-0 |
| at Auburn | 2 | 2 | 0 | 0.0-0 | 0.0-0 | 0/0 | 0 | 0-0 |
| BYU | 1 | 0 | 1 | 0.0-0 | 0.0-0 | 0/0 | 0 | 0-0 |
| Kentucky | 0 | 0 | 0 | 0.0-0 | 0.0-0 | 0/0 | 0 | 0-0 |
| at Texas A&M | 0 | 0 | 0 | 0.0-0 | 0.0-0 | 0/0 | 0 | 0-0 |
| TOTALS | 9 | 4 | 5 | 0.0-0 | 0.0-0 | 0/0 | 0 | 0-0 |



KYLIN HILL

RUNNING BACK
 5-11 • 212 • Fr. • HS
 Columbus, Miss.
 (Columbus)

8

2017 HIGHLIGHTS

- Made collegiate debut against Charleston Southern (9/2), racking up 62 yards on nine attempts. Carried the ball on four straight plays for a combined 35 yards to open the fourth drive of the game.
- Playing most of the second half at Louisiana Tech (9/9), rushed for 62 yards on 10 attempts while scoring his first collegiate touchdown on a 1-yard rush.
- Reeled in his career-first reception with a 10-yard catch against No. 11 Georgia (9/23) and also rushed for 21 yards on seven carries.

CAREER RUSHING STATS

| YEAR | G/GS | NO. | YDS | AVG. | TD |
|---------------|------------|-----------|------------|------------|----------|
| 2017 | 8/0 | 50 | 260 | 5.2 | 1 |
| TOTALS | 8/0 | 50 | 260 | 5.2 | 1 |

CAREER RECEIVING STATS

| YEAR | G/S | NO. | YDS | AVG. | TD |
|---------------|------------|----------|-----------|-------------|----------|
| 2017 | 8/0 | 1 | 10 | 10.0 | 0 |
| TOTALS | 8/0 | 1 | 10 | 10.0 | 0 |

2017 RUSHING GAME-BY-GAME

| OPPONENT | NO. | YDS | AVG. | TD |
|---------------------|-----------|------------|------------|----------|
| Charleston Southern | 9 | 62 | 6.9 | 0 |
| at Louisiana Tech | 10 | 62 | 6.2 | 1 |
| LSU | 2 | 11 | 5.5 | 0 |
| at Georgia | 7 | 21 | 3.0 | 0 |
| at Auburn | 8 | 34 | 4.3 | 0 |
| BYU | 7 | 44 | 6.3 | 0 |
| Kentucky | 2 | 16 | 8.0 | 0 |
| at Texas A&M | 5 | 10 | 2.0 | 0 |
| TOTALS | 50 | 260 | 5.2 | 1 |

2017 RECEIVING GAME-BY-GAME

| YEAR | NO. | YDS | AVG. | TD |
|---------------------|----------|-----------|-------------|----------|
| Charleston Southern | 0 | 0 | 0.0 | 0 |
| at Louisiana Tech | 0 | 0 | 0.0 | 0 |
| LSU | 0 | 0 | 0.0 | 0 |
| at Georgia | 1 | 10 | 10.0 | 0 |
| at Auburn | 0 | 0 | 0.0 | 0 |
| BYU | 0 | 0 | 0.0 | 0 |
| Kentucky | 0 | 0 | 0.0 | 0 |
| at Texas A&M | 0 | 0 | 0.0 | 0 |
| TOTALS | 1 | 10 | 10.0 | 0 |



BRAXTON HOYETT

DEFENSIVE LINE
6-3 • 303 • Jr. • 1L
Pelham, Ala.
(Pelham)

95

2017 HIGHLIGHTS

- Made first appearance of the season at Louisiana Tech (9/9).
- In his first-career start, tied career high with two tackles against No. 11 LSU (9/16), while setting a career-best mark with 1.0 TFL.
- Matched career high with two tackles at No. 13 Auburn (9/30).
- Recorded first sack of his career against Kentucky (10/21). Also tallied his first-career interception against the Wildcats, returning it two yards to set up a MSU scoring drive at the UK38.

CAREER STATS

| YEAR | G/GS | TT | UT | AT | TFL-YDS | SCK-YDS | FF/FR | PBU | INT-YD |
|---------------|-------------|-----------|----------|-----------|--------------|--------------|------------|----------|------------|
| 2015 | 7/0 | 4 | 0 | 4 | 0.5-2 | 0.0-0 | 0/0 | 0 | 0-0 |
| 2016 | 13/0 | 15 | 6 | 9 | 2.0-4 | 0.0-0 | 0/1 | 0 | 0-0 |
| 2017 | 7/6 | 7 | 3 | 4 | 1.5-2 | 0.5-1 | 0/0 | 0 | 1-2 |
| TOTALS | 27/6 | 26 | 9 | 17 | 4.0-8 | 0.5-1 | 0/1 | 0 | 1-2 |

2017 GAME-BY-GAME

| OPPONENT | TT | UT | AT | TFL-YDS | SCK-YDS | FF/FR | PBU | INT-YD |
|---------------------|----------|----------|----------|---------------|--------------|------------|----------|------------|
| Charleston Southern | | | | -----DNP----- | | | | |
| at Louisiana Tech | 0 | 0 | 0 | 0.0-0 | 0.0-0 | 0/0 | 0 | 0-0 |
| LSU* | 2 | 1 | 1 | 1.0-1 | 0.0-0 | 0/0 | 0 | 0-0 |
| at Georgia* | 1 | 0 | 1 | 0.0-1 | 0.0-0 | 0/0 | 0 | 0-0 |
| at Auburn* | 2 | 2 | 0 | 0.0-0 | 0.0-0 | 0/0 | 0 | 0-0 |
| BYU* | 1 | 0 | 1 | 0.0-0 | 0.0-0 | 0/0 | 0 | 0-0 |
| Kentucky* | 1 | 0 | 1 | 0.5-1 | 0.5-1 | 0/0 | 0 | 1-2 |
| at Texas A&M* | 0 | 0 | 0 | 0.0-0 | 0.0-0 | 0/0 | 0 | 0-0 |
| TOTALS | 7 | 3 | 4 | 1.5-2 | 0.5-1 | 0/0 | 0 | 1-2 |



JESSE JACKSON

WIDE RECEIVER
6-2 • 210 • Jr. • 2L
Petal, Miss.
(Petal)

86

2017 HIGHLIGHTS

- Made just his second-career start against No. 11 LSU (9/16), reeling in one reception for eight yards.
- Recorded the first multi-reception game of his career with two for 15 yards against No. 11 Georgia (9/23).
- Bested his season high with four passes to set a career-best 39 yards receiving at No. 24 Texas A&M (10/28).

CAREER RECEIVING STATS

| YEAR | G/S | NO. | YDS | AVG. | TD |
|---------------|-------------|-----------|------------|------------|----------|
| 2015 | 12/0 | 0 | 0 | 0.0 | 0 |
| 2016 | 13/1 | 1 | 7 | 7.0 | 0 |
| 2017 | 8/4 | 16 | 138 | 8.6 | 0 |
| TOTALS | 32/5 | 17 | 145 | 8.5 | 0 |

2017 RECEIVING GAME-BY-GAME

| YEAR | NO. | YDS | AVG. | TD |
|---------------------|-----------|------------|------------|----------|
| Charleston Southern | 1 | 15 | 15.0 | 0 |
| at Louisiana Tech | 1 | 14 | 14.0 | 0 |
| LSU* | 1 | 8 | 8.0 | 0 |
| at Georgia* | 2 | 15 | 7.5 | 0 |
| at Auburn* | 2 | 17 | 8.5 | 0 |
| BYU | 2 | 6 | 3.0 | 0 |
| Kentucky | 3 | 24 | 8.0 | 0 |
| at Texas A&M* | 4 | 39 | 9.6 | 0 |
| TOTALS | 16 | 138 | 8.6 | 0 |



JUSTIN JOHNSON

TIGHT END
6-3 • 247 • Jr. • 2L
Birmingham, Ala.
(Hoover)

81

2017 HIGHLIGHTS

- Caught a career-high three passes for nine yards at No. 13 Auburn (9/30), including a 5-yard TD reception. It was his first score since Sept. 5, 2015 against Southern Miss.

CAREER RECEIVING STATS

| YEAR | G/S | NO. | YDS | AVG. | TD |
|---------------|-------------|-----------|-----------|------------|----------|
| 2015 | 11/0 | 5 | 41 | 8.2 | 1 |
| 2016 | 13/2 | 5 | 34 | 6.8 | 0 |
| 2017 | 8/0 | 5 | 18 | 3.6 | 1 |
| TOTALS | 32/2 | 15 | 93 | 6.2 | 2 |

2017 RECEIVING GAME-BY-GAME

| YEAR | NO. | YDS | AVG. | TD |
|---------------------|----------|-----------|------------|----------|
| Charleston Southern | 0 | 0 | 0.0 | 0 |
| at Louisiana Tech | 1 | 5 | 5.0 | 0 |
| LSU | 0 | 0 | 0.0 | 0 |
| at Georgia | 0 | 0 | 0.0 | 0 |
| at Auburn | 3 | 9 | 3.0 | 1 |
| BYU | 0 | 0 | 0.0 | 0 |
| Kentucky | 0 | 0 | 0.0 | 0 |
| at Texas A&M | 1 | 4 | 4.0 | 0 |
| TOTALS | 5 | 18 | 3.6 | 1 |



KENZELL JONES

DEFENSIVE LINE
6-4 • 281 • So. • SQ
Pinson, Ala.
(Clay-Chalkville)

92

2017 HIGHLIGHTS

- Playing in his second-career game against Charleston Southern (9/2), recorded two tackles - the firsts of his career.

CAREER STATS

| YEAR | G/GS | TT | UT | AT | TFL-YDS | SCK-YDS | FF/FR | PBU | INT-YD |
|---------------|------------|----------|----------|----------|--------------|--------------|------------|----------|------------|
| 2016 | 1/0 | 0 | 0 | 0 | 0.0-0 | 0.0-0 | 0/0 | 0 | 0-0 |
| 2017 | 4/0 | 3 | 0 | 3 | 0.5-2 | 0.0-0 | 0/0 | 0 | 0-0 |
| TOTALS | 5/0 | 3 | 0 | 3 | 0.5-2 | 0.0-0 | 0/0 | 0 | 0-0 |

2017 GAME-BY-GAME

| OPPONENT | TT | UT | AT | TFL-YDS | SCK-YDS | FF/FR | PBU | INT-YD |
|---------------------|----------|----------|----------|--------------|--------------|------------|----------|------------|
| Charleston Southern | 2 | 0 | 2 | 0.5-2 | 0.0-0 | 0/0 | 0 | 0-0 |
| at Louisiana Tech | 1 | 0 | 1 | 0.0-0 | 0.0-0 | 0/0 | 0 | 0-0 |
| LSU | | | | ----DNP---- | | | | |
| at Georgia | | | | ----DNP---- | | | | |
| at Auburn | 0 | 0 | 0 | 0.0-0 | 0.0-0 | 0/0 | 0 | 0-0 |
| BYU | | | | ----DNP---- | | | | |
| Kentucky | 0 | 0 | 0 | 0.0 | 0.0 | 0/0 | 0 | 0-0 |
| at Texas A&M | | | | ----DNP---- | | | | |
| TOTALS | 3 | 0 | 3 | 0.5-2 | 0.0-0 | 0/0 | 0 | 0-0 |



TRAVER JUNG

LINEBACKER
6-4 • 226 • Sr. • 1L
Greenville, Miss.
(Holmes)

3

2017 HIGHLIGHTS

- Returned from injury and recorded a tackle against BYU (10/14).

CAREER STATS

| YEAR | G/GS | TT | UT | AT | TFL-YDS | SCK-YDS | FF/FR | PBU | INT-YD |
|---------------|-------------|-----------|-----------|-----------|---------------|--------------|------------|----------|------------|
| 2016 | 13/2 | 25 | 18 | 7 | 3.0-8 | 2.5-5 | 1/1 | 5 | 0-0 |
| 2017 | 6/0 | 6 | 2 | 4 | 1.0-2 | 0.0-0 | 0/0 | 0 | 0-0 |
| TOTALS | 19/2 | 31 | 20 | 11 | 4.0-10 | 2.5-5 | 1/1 | 5 | 0-0 |

2017 GAME-BY-GAME

| OPPONENT | TT | UT | AT | TFL-YDS | SCK-YDS | FF/FR | PBU | INT-YD |
|---------------------|----------|----------|----------|--------------|--------------|------------|----------|------------|
| Charleston Southern | 3 | 2 | 1 | 1.0-2 | 0.0-0 | 0/0 | 0 | 0-0 |
| at Louisiana Tech | 1 | 0 | 1 | 0.0-0 | 0.0-0 | 0/0 | 0 | 0-0 |
| LSU | 1 | 0 | 1 | 0.0-0 | 0.0-0 | 0/0 | 0 | 0-0 |
| at Georgia | | | | ----DNP---- | | | | |
| at Auburn | | | | ----DNP---- | | | | |
| BYU | 1 | 0 | 1 | 0.0-0 | 0.0-0 | 0/0 | 0 | 0-0 |
| Kentucky | 0 | 0 | 0 | 0.0-0 | 0.0-0 | 0/0 | 0 | 0-0 |
| at Texas A&M | 0 | 0 | 0 | 0.0-0 | 0.0-0 | 0/0 | 0 | 0-0 |
| TOTALS | 6 | 2 | 4 | 1.0-2 | 0.0-0 | 0/0 | 0 | 0-0 |



KOBE JONES

DEFENSIVE END
6-4 • 275 • RFr. • RS
Starkville, Miss.
(Starkville)

52

2017 HIGHLIGHTS

- Making his collegiate debut against Charleston Southern (9/2), tied for the team lead with six total tackles, including 2.5 tackles for loss, while forcing a fumble. The TFL total led all SEC freshman over Week One.

CAREER STATS

| YEAR | G/GS | TT | UT | AT | TFL-YDS | SCK-YDS | FF/FR | PBU | INT-YD |
|---------------|------------|-----------|----------|-----------|--------------|--------------|------------|----------|------------|
| 2017 | 8/0 | 16 | 6 | 10 | 3.5-6 | 0.0-0 | 1/0 | 0 | 0-0 |
| TOTALS | 8/0 | 16 | 6 | 10 | 3.5-6 | 0.0-0 | 1/0 | 0 | 0-0 |

2017 GAME-BY-GAME

| OPPONENT | TT | UT | AT | TFL-YDS | SCK-YDS | FF/FR | PBU | INT-YD |
|---------------------|-----------|----------|-----------|--------------|--------------|------------|----------|------------|
| Charleston Southern | 6 | 3 | 3 | 2.5-5 | 0.0-0 | 1/0 | 0 | 0-0 |
| at Louisiana Tech | 2 | 1 | 1 | 0.0-0 | 0.0-0 | 0/0 | 0 | 0-0 |
| LSU | 0 | 0 | 0 | 0.0-0 | 0.0-0 | 0/0 | 0 | 0-0 |
| at Georgia | 3 | 0 | 3 | 0.0-0 | 0.0-0 | 0/0 | 0 | 0-0 |
| at Auburn | 3 | 2 | 1 | 1.0-1 | 0.0-0 | 0/0 | 0 | 0-0 |
| BYU | 1 | 0 | 1 | 0.0-0 | 0.0-0 | 0/0 | 0 | 0-0 |
| Kentucky | 1 | 0 | 1 | 0.0-0 | 0.0-0 | 0/0 | 0 | 0-0 |
| at Texas A&M | 0 | 0 | 0 | 0.0-0 | 0.0-0 | 0/0 | 0 | 0-0 |
| TOTALS | 16 | 6 | 10 | 3.5-6 | 0.0-0 | 1/0 | 0 | 0-0 |



DONTAVIAN LEE

RUNNING BACK
6-1 • 235 • Jr. • 2L
Hattiesburg, Miss.
(Forrest County Agricultural)

28

2017 HIGHLIGHTS

- Scored first collegiate touchdown on a 1-yard rush against Charleston Southern (9/2).

CAREER RUSHING STATS

| YEAR | G/GS | NO. | YDS | AVG. | TD |
|---------------|-------------|-----------|------------|------------|----------|
| 2015 | 10/0 | 22 | 137 | 6.2 | 0 |
| 2016 | 13/0 | 7 | 27 | 3.9 | 0 |
| 2017 | 8/0 | 15 | 59 | 3.9 | 1 |
| TOTALS | 31/0 | 44 | 223 | 5.1 | 1 |

2017 RUSHING GAME-BY-GAME

| OPPONENT | NO. | YDS | AVG. | TD |
|---------------------|-----------|-----------|------------|----------|
| Charleston Southern | 2 | 4 | 2.0 | 1 |
| at Louisiana Tech | 2 | 15 | 7.5 | 0 |
| LSU | 3 | 7 | 2.3 | 0 |
| at Georgia | 1 | 7 | 7.0 | 0 |
| at Auburn | 0 | 0 | 0.0 | 0 |
| BYU | 3 | 12 | 4.0 | 0 |
| Kentucky | 3 | 10 | 3.3 | 0 |
| at Texas A&M | 1 | 4 | 4.0 | 0 |
| TOTALS | 15 | 59 | 3.9 | 1 |



LEO LEWIS

LINEBACKER
6-2 • 235 • So. • 1L
Brookhaven, Miss.
(Brookhaven)

10

2017 HIGHLIGHTS

- Recorded a season-best eight tackles against No. 11 LSU (9/16), while forcing his first career fumble.
- Grabbed three tackles against BYU (10/14) to push his career total to 100 as a Bulldog.
- Matched his season high and led the team with eight tackles on the road at No. 24 Texas A&M (10/28).

CAREER STATS

| YEAR | G/GS | TT | UT | AT | TFL-YDS | SCK-YDS | FF/FR | PBU | INT-YD |
|---------------|--------------|------------|-----------|-----------|---------------|--------------|------------|----------|------------|
| 2016 | 13/13 | 79 | 35 | 44 | 4.5-9 | 1.0-2 | 0/0 | 1 | 0-0 |
| 2017 | 8/7 | 32 | 9 | 23 | 0.5-6 | 0.5-6 | 1/0 | 1 | 0-0 |
| TOTALS | 21/20 | 111 | 44 | 67 | 5.0-15 | 1.5-8 | 1/0 | 2 | 0-0 |

2017 GAME-BY-GAME

| OPPONENT | TT | UT | AT | TFL-YDS | SCK-YDS | FF/FR | PBU | INT-YD |
|----------------------|-----------|----------|-----------|--------------|--------------|------------|----------|------------|
| Charleston Southern* | 1 | 0 | 1 | 0.0-0 | 0.0-0 | 0/0 | 0 | 0-0 |
| at Louisiana Tech | 3 | 1 | 2 | 0.5-6 | 0.5-6 | 0/0 | 0 | 0-0 |
| LSU* | 8 | 1 | 7 | 0.0-0 | 0.0-0 | 1/0 | 1 | 0-0 |
| at Georgia* | 3 | 0 | 3 | 0.0-0 | 0.0-0 | 0/0 | 0 | 0-0 |
| at Auburn* | 3 | 1 | 2 | 0.0-0 | 0.0-0 | 0/0 | 0 | 0-0 |
| BYU* | 3 | 1 | 2 | 0.0-0 | 0.0-0 | 0/0 | 0 | 0-0 |
| Kentucky* | 3 | 1 | 2 | 0.0-0 | 0.0-0 | 0/0 | 0 | 0-0 |
| at Texas A&M* | 4 | 4 | 8 | 0.0-0 | 0.0-0 | 0/0 | 0 | 0-0 |
| TOTALS | 32 | 9 | 23 | 0.5-6 | 0.5-6 | 1/0 | 1 | 0-0 |



MARK MCLAURIN

SAFETY
6-2 • 215 • Jr. • 2L
Collins, Miss.
(Collins)

41

2017 HIGHLIGHTS

- Tied career-high with 10 tackles at LA Tech (9/9) while also reeling in the first MSU interception of the season, which he returned for a career-long 32 yards.
- Grabbed a team-leading nine tackles against No. 11 LSU (9/16).
- Recorded three tackles, including his first TFL of the season, at No. 13 Auburn (9/30).
- Led MSU against Kentucky (10/21) with a career-high 11 tackles, while also forcing his first career fumble. Also set a career-high with two pass break-ups against the Wildcats.
- Tallied six tackles and his team-leading second interception of the season during the first half at No. 24 Texas A&M (10/28).

CAREER STATS

| YEAR | G/GS | TT | UT | AT | TFL-YDS | SCK-YDS | FF/FR | PBU | INT-YD |
|---------------|--------------|------------|-----------|-----------|--------------|--------------|------------|-----------|-------------|
| 2015 | 12/0 | 20 | 10 | 10 | 0.0-0 | 0.0-0 | 0/0 | 3 | 0-0 |
| 2016 | 13/6 | 51 | 28 | 23 | 2.0-5 | 1.0-4 | 0/2 | 5 | 2-27 |
| 2017 | 8/8 | 48 | 20 | 28 | 0.5-0 | 0.0-0 | 1/0 | 4 | 2-35 |
| TOTALS | 33/14 | 119 | 58 | 61 | 2.5-5 | 1.0-4 | 1/2 | 12 | 4-62 |

2017 GAME-BY-GAME

| OPPONENT | TT | UT | AT | TFL-YDS | SCK-YDS | FF/FR | PBU | INT-YD |
|----------------------|-----------|-----------|-----------|--------------|--------------|------------|----------|-------------|
| Charleston Southern* | 0 | 0 | 0 | 0.0-0 | 0.0-0 | 0/0 | 1 | 0-0 |
| at Louisiana Tech* | 10 | 6 | 4 | 0.0-0 | 0.0-0 | 0/0 | 1 | 1-32 |
| LSU* | 9 | 4 | 5 | 0.0-0 | 0.0-0 | 0/0 | 0 | 0-0 |
| at Georgia* | 6 | 2 | 4 | 0.0-0 | 0.0-0 | 0/0 | 0 | 0-0 |
| at Auburn* | 3 | 1 | 2 | 0.5-0 | 0.0-0 | 0/0 | 0 | 0-0 |
| BYU* | 3 | 0 | 3 | 0.0-0 | 0.0-0 | 0/0 | 0 | 0-0 |
| Kentucky* | 11 | 4 | 7 | 0.0-0 | 0.0-0 | 1/0 | 2 | 0-0 |
| at Texas A&M* | 6 | 3 | 3 | 0.0-0 | 0.0-0 | 0/0 | 0 | 1-3 |
| TOTALS | 48 | 20 | 28 | 0.5-0 | 0.0-0 | 1/0 | 4 | 2-35 |



KEITH MIXON

WIDE RECEIVER
5-8 • 187 • So. • 1L
Birmingham, Ala.
(Shades Valley School)

23

2017 HIGHLIGHTS

- In just his second career start, made a 15-yard reception against Charleston Southern (9/2).
- Saw first special teams action of the season at Louisiana Tech (9/9) with three kick returns to rack up a total of 42 return yards.
- Reeled in a career-high six receptions for a career-best 97 yards against No. 11 LSU (9/16).
- Tallied his first rush of the season for 11 yards at No. 11 Georgia (9/23) while also reeling in three catches for 12 yards.
- Lone reception against No. 13 Auburnx (9/30) was a career long of 45 yards.
- Tallied season-long kick return of 25 yards against BYU (10/14) while also recording five catches for 69 yards.
- After missing the Kentucky game due to injury, returned to the field at No. 24 Texas A&M and reeled in one pass for 17 yards.

CAREER RECEIVING STATS

| YEAR | G/GS | NO. | YDS | AVG. | TD |
|---------------|-------------|-----------|------------|-------------|----------|
| 2016 | 13/1 | 19 | 228 | 12.0 | 2 |
| 2017 | 7/6 | 17 | 255 | 15.0 | 1 |
| TOTALS | 20/7 | 36 | 483 | 13.4 | 3 |

CAREER RUSHING STATS

| YEAR | G/GS | NO. | YDS | AVG. | TD |
|---------------|-------------|-----------|------------|------------|----------|
| 2016 | 13/1 | 25 | 106 | 4.2 | 0 |
| 2017 | 7/6 | 2 | 13 | 6.5 | 0 |
| TOTALS | 20/7 | 27 | 119 | 4.4 | 0 |

CAREER KICK RETURN STATS

| YEAR | G/GS | NO. | YDS | AVG. | TD |
|---------------|-------------|-----------|------------|-------------|----------|
| 2016 | 13/1 | 11 | 277 | 25.2 | 0 |
| 2017 | 7/6 | 5 | 89 | 17.8 | 0 |
| TOTALS | 20/7 | 16 | 366 | 22.9 | 0 |

2017 RECEIVING GAME-BY-GAME

| OPPONENT | NO. | YDS | AVG. | TD |
|-----------------------|-----------|------------|-------------|----------|
| Charleston Southern*1 | 15 | 15.0 | 0 | |
| at Louisiana Tech*0 | 0 | 0.0 | 0 | |
| LSU*6 | 97 | 16.2 | 1 | |
| at Georgia*3 | 12 | 4.0 | 0 | |
| at Auburn*1 | 45 | 45.0 | 0 | |
| BYU*5 | 69 | 13.8 | 0 | |
| Kentucky at Texas A&M | 1 | 17.0 | 0 | |
| TOTALS | 17 | 255 | 15.0 | 1 |

2017 RUSHING GAME-BY-GAME

| OPPONENT | NO. | YDS | AVG. | TD |
|-----------------------|----------|-----------|------------|----------|
| Charleston Southern*0 | 0 | 0.0 | 0 | |
| at Louisiana Tech*0 | 0 | 0.0 | 0 | |
| LSU*0 | 0 | 0.0 | 0 | |
| at Georgia*1 | 11 | 11.0 | 0 | |
| at Auburn*1 | 2 | 2.0 | 0 | |
| BYU*0 | 0 | 0.0 | 0 | |
| Kentucky at Texas A&M | 0 | 0.0 | 0 | |
| TOTALS | 2 | 13 | 6.5 | 0 |

2017 KICK RETURN GAME-BY-GAME

| OPPONENT | NO. | YDS | AVG. | TD |
|-----------------------|----------|-----------|-------------|----------|
| Charleston Southern*0 | 0 | 0.0 | 0 | |
| at Louisiana Tech*3 | 42 | 14.0 | 0 | |
| LSU*0 | 0 | 0.0 | 0 | |
| at Georgia*0 | 0 | 0.0 | 0 | |
| at Auburn*1 | 22 | 22.0 | 0 | |
| BYU*1 | 25 | 25.0 | 0 | |
| Kentucky at Texas A&M | 0 | 0.0 | 0 | |
| TOTALS | 5 | 89 | 17.8 | 0 |



C.J. MORGAN

SAFETY
6-0 • 202 • Fr. • RS
Bossier City, La.
(Parkway)

29

2017 HIGHLIGHTS

- Made collegiate debut against Charleston Southern (9/2), recording two tackles
- Racked up a career-high three tackles at La Tech (9/9).

CAREER STATS

| YEAR | G/GS | TT | UT | AT | TFL-YDS | SCK-YDS | FF/FR | PBU | INT-YD |
|---------------|------------|----------|----------|----------|--------------|--------------|------------|----------|------------|
| 2017 | 7/0 | 5 | 4 | 1 | 0.0-0 | 0.0-0 | 0/0 | 0 | 0-0 |
| TOTALS | 7/0 | 5 | 4 | 1 | 0.0-0 | 0.0-0 | 0/0 | 0 | 0-0 |

2017 GAME-BY-GAME

| OPPONENT | TT | UT | AT | TFL-YDS | SCK-YDS | FF/FR | PBU | INT-YD |
|-----------------------|----------|----------|----------|--------------|--------------|------------|----------|------------|
| Charleston Southern | 2 | 1 | 1 | 0.0-0 | 0.0-0 | 0/0 | 0 | 0-0 |
| at Louisiana Tech | 3 | 3 | 0 | 0.0-0 | 0.0-0 | 0/0 | 0 | 0-0 |
| LSU | 0 | 0 | 0 | 0.0-0 | 0.0-0 | 0/0 | 0 | 0-0 |
| at Georgia | 0 | 0 | 0 | 0.0-0 | 0.0-0 | 0/0 | 0 | 0-0 |
| at Auburn | 0 | 0 | 0 | 0.0-0 | 0.0-0 | 0/0 | 0 | 0-0 |
| BYU | 0 | 0 | 0 | 0.0-0 | 0.0-0 | 0/0 | 0 | 0-0 |
| Kentucky at Texas A&M | 0 | 0 | 0 | 0.0-0 | 0.0-0 | 0/0 | 0 | 0-0 |
| TOTALS | 5 | 4 | 1 | 0.0-0 | 0.0-0 | 0/0 | 0 | 0-0 |



ALEC MURPHY

RUNNING BACK
6-0 • 230 • So. • SQ
Nixa, Mo.
(Nixa)

26

2017 HIGHLIGHTS

- Racked up the first rushing yardage of his career with nine off two attempts against Charleston Southern (9/2).

CAREER RUSHING STATS

| YEAR | G/GS | NO. | YDS | AVG. | TD |
|---------------|-------------|----------|----------|------------|----------|
| 2016 | 4/0 | 0 | 0 | 0.0 | 0 |
| 2017 | 6/0 | 2 | 9 | 4.5 | 0 |
| TOTALS | 10/0 | 2 | 9 | 4.5 | 0 |

2017 RUSHING GAME-BY-GAME

| OPPONENT | NO. | YDS | AVG. | TD |
|-----------------------|----------|----------|------------|----------|
| Charleston Southern | 2 | 9 | 4.5 | 0 |
| at Louisiana Tech | 0 | 0.0 | 0 | |
| LSU | 0 | 0.0 | 0 | |
| at Georgia | 0 | 0.0 | 0 | |
| at Auburn | 0 | 0.0 | 0 | |
| BYU | 0 | 0.0 | 0 | |
| Kentucky at Texas A&M | 0 | 0.0 | 0 | |
| TOTALS | 2 | 9 | 4.5 | 0 |



GABE MYLES

WIDE RECEIVER
6-0 • 195 • Sr. • 3L
Starkville, Miss.
(Starkville)

5



JAMAL PETERS

CORNERBACK
6-2 • 218 • Jr. • 2L
Bassfield, Miss.
(Bassfield)

2

WUERFFEL AWARD WATCH LIST

2017 HIGHLIGHTS

- Against Charleston Southern (9/2), caught first touchdown reception since Sept. 9, 2015 against Auburn.
- Lone catch at Louisiana Tech (9/9) was a 21-yard TD reception, marking the first time since 2015 (Northwestern State [9/19] and Auburn [9/26]) that Myles has scored in back-to-back games.
- Missed LSU, Georgia and Auburn games due to a foot injury.
- Returned from injury against BYU (10/14) to record one catch for 20 yards.
- In just his second game returning from injury, reeled in a season-best four passes for a season-high 30 yards against Kentucky (10/21).

CAREER RECEIVING STATS

| YEAR | G/S | NO. | YDS | AVG. | TD |
|---------------|--------------|-----------|------------|-------------|----------|
| 2014 | 13/3 | 22 | 178 | 8.1 | 0 |
| 2015 | 10/0 | 12 | 175 | 14.6 | 2 |
| 2016 | 13/4 | 8 | 63 | 7.9 | 0 |
| 2017 | 4/4 | 9 | 90 | 10.0 | 2 |
| TOTALS | 40/11 | 51 | 506 | 19.9 | 4 |

CAREER PUNT RETURN STATS

| YEAR | G/GS | NO. | YDS | AVG. | TD |
|---------------|--------------|----------|-----------|------------|----------|
| 2014 | 13/3 | 0 | 0 | 0.0 | 0 |
| 2015 | 10/0 | 0 | 0 | 0.0 | 0 |
| 2016 | 13/4 | 0 | 0 | 0.0 | 0 |
| 2017 | 4/4 | 5 | 18 | 3.6 | 0 |
| TOTALS | 40/11 | 5 | 18 | 3.6 | 0 |

2017 RECEIVING GAME-BY-GAME

| YEAR | NO. | YDS | AVG. | TD |
|----------------------|---------------|-----------|-------------|----------|
| Charleston Southern* | 3 | 19 | 6.3 | 1 |
| at Louisiana Tech* | 1 | 21 | 21.0 | 1 |
| LSU | -----DNP----- | | | |
| at Georgia | -----DNP----- | | | |
| at Auburn | -----DNP----- | | | |
| BYU* | 1 | 20 | 20.0 | 0 |
| Kentucky* | 4 | 30 | 7.5 | 0 |
| at Texas A&M | -----DNP----- | | | |
| TOTALS | 9 | 90 | 10.0 | 2 |

2017 HIGHLIGHTS

- Set a season-high with three tackles against No. 11 LSU (9/16).
- Matched season-high with three tackles and recovered his career-first fumble against No. 11 Georgia (9/23).
- Made first start of the season against Kentucky (10/21), grabbing two tackles.
- Grabbed one tackle and recorded his first interception of the season at No. 24 Texas A&M (10/28) and returned it 90 yards for his first-career pick six. It was the longest pick six of the season for MSU and the longest interception return since Johnthan Banks returned an interception 100 yards for a score against Florida on Oct. 24, 2009.

CAREER STATS

| YEAR | G/GS | TT | UT | AT | TFL-YDS | SCK-YDS | FF/FR | PBU | INT-YD |
|---------------|-------------|-----------|-----------|-----------|--------------|--------------|------------|----------|-------------|
| 2015 | 12/2 | 25 | 12 | 13 | 1.5-7 | 1.0-5 | 0/0 | 2 | 0-0 |
| 2016 | 12/2 | 18 | 12 | 6 | 1.0-2 | 0-0 | 2/0 | 2 | 2-0 |
| 2017 | 8/1 | 14 | 5 | 9 | 0.0-0 | 0.0-0 | 0/1 | 0 | 1-90 |
| TOTALS | 32/5 | 57 | 29 | 28 | 2.5-9 | 1.0-5 | 2/1 | 4 | 3-90 |

2017 GAME-BY-GAME

| OPPONENT | TT | UT | AT | TFL-YDS | SCK-YDS | FF/FR | PBU | INT-YD |
|---------------------|-----------|----------|----------|--------------|--------------|------------|----------|-------------|
| Charleston Southern | 1 | 0 | 0 | 0.0-0 | 0.0-0 | 0/0 | 0 | 0-0 |
| at Louisiana Tech | 1 | 0 | 1 | 0.0-0 | 0.0-0 | 0/0 | 0 | 0-0 |
| LSU | 3 | 0 | 3 | 0.0-0 | 0.0-0 | 0/0 | 0 | 0-0 |
| at Georgia | 3 | 1 | 2 | 0.0-0 | 0.0-0 | 0/1 | 0 | 0-0 |
| at Auburn | 2 | 2 | 0 | 0.0-0 | 0.0-0 | 0/0 | 0 | 0-0 |
| BYU | 1 | 0 | 1 | 0.0-0 | 0.0-0 | 0/0 | 0 | 0-0 |
| Kentucky* | 2 | 1 | 1 | 0.0-0 | 0.0-0 | 0/0 | 0 | 0-0 |
| at Texas A&M | 1 | 0 | 1 | 0.0-0 | 0.0-0 | 0/0 | 0 | 1-90 |
| TOTALS | 14 | 5 | 9 | 0.0-0 | 0.0-0 | 0/1 | 0 | 1-90 |



JOSIAH PHILLIPS

LINEBACKER
6-4 • 241 • Jr. • SQ
Starkville, Miss.
(Home School)

45

2017 HIGHLIGHTS

- Recorded a tackle against Charleston Southern (9/2).

CAREER STATS

| YEAR | G/GS | TT | UT | AT | TFL-YDS | SCK-YDS | FF/FR | PBU | INT-YD |
|---------------|-------------|----------|----------|----------|--------------|--------------|------------|----------|------------|
| 2015 | 1/0 | 1 | 0 | 1 | 0.0-0 | 0.0-0 | 0/0 | 0 | 0-0 |
| 2016 | 13/0 | 2 | 1 | 1 | 0.0-0 | 0.0-0 | 0/0 | 0 | 0-0 |
| 2017 | 8/0 | 1 | 0 | 1 | 0.0-0 | 0.0-0 | 0/0 | 0 | 0-0 |
| TOTALS | 22/0 | 4 | 1 | 3 | 0.0-0 | 0.0-0 | 0/0 | 0 | 0-0 |

2017 GAME-BY-GAME

| OPPONENT | TT | UT | AT | TFL-YDS | SCK-YDS | FF/FR | PBU | INT-YD |
|---------------------|----------|----------|----------|--------------|--------------|------------|----------|------------|
| Charleston Southern | 1 | 0 | 1 | 0.0-0 | 0.0-0 | 0/0 | 0 | 0-0 |
| at Louisiana Tech | 0 | 0 | 0 | 0.0-0 | 0.0-0 | 0/0 | 0 | 0-0 |
| LSU | 0 | 0 | 0 | 0.0-0 | 0.0-0 | 0/0 | 0 | 0-0 |
| at Georgia | 0 | 0 | 0 | 0.0-0 | 0.0-0 | 0/0 | 0 | 0-0 |
| at Auburn | 0 | 0 | 0 | 0.0-0 | 0.0-0 | 0/0 | 0 | 0-0 |
| BYU | 0 | 0 | 0 | 0.0-0 | 0.0-0 | 0/0 | 0 | 0-0 |
| Kentucky | 0 | 0 | 0 | 0.0-0 | 0.0-0 | 0/0 | 0 | 0-0 |
| at Texas A&M | 0 | 0 | 0 | 0.0-0 | 0.0-0 | 0/0 | 0 | 0-0 |
| TOTALS | 1 | 0 | 1 | 0.0-0 | 0.0-0 | 0/0 | 0 | 0-0 |



CHRIS RAYFORD

CORNERBACK
6-0 • 202 • Jr. • 2L
Byhalia, Miss.
(Byhalia)

24

2017 HIGHLIGHTS

- Made first start of the season against No. 11 LSU (9/16).
- Turned in first multi-tackle performance of the season at No. 13 Auburn (9/30), while recording the first TFL of his career.

CAREER STATS

| YEAR | G/GS | TT | UT | AT | TFL-YDS | SCK-YDS | FF/FR | PBU | INT-YD |
|---------------|-------------|-----------|-----------|-----------|--------------|--------------|------------|----------|------------|
| 2015 | 13/0 | 5 | 3 | 2 | 0.0-0 | 0.0-0 | 0/0 | 0 | 0-0 |
| 2016 | 13/3 | 23 | 16 | 7 | 0.0-0 | 0.0-0 | 0/0 | 0 | 0-0 |
| 2017 | 8/4 | 7 | 4 | 3 | 1.0-2 | 0.0-0 | 0/0 | 0 | 0-0 |
| TOTALS | 33/7 | 35 | 23 | 12 | 1.0-2 | 0.0-0 | 0/0 | 0 | 0-0 |

2017 GAME-BY-GAME

| OPPONENT | TT | UT | AT | TFL-YDS | SCK-YDS | FF/FR | PBU | INT-YD |
|---------------------|----------|----------|----------|--------------|--------------|------------|----------|------------|
| Charleston Southern | 0 | 0 | 0 | 0.0-0 | 0.0-0 | 0/0 | 0 | 0-0 |
| at Louisiana Tech | 1 | 0 | 1 | 0.0-0 | 0.0-0 | 0/0 | 0 | 0-0 |
| LSU* | 0 | 0 | 0 | 0.0-0 | 0.0-0 | 0/0 | 0 | 0-0 |
| at Georgia | 1 | 1 | 0 | 0.0-0 | 0.0-0 | 0/0 | 0 | 0-0 |
| at Auburn* | 2 | 2 | 0 | 1.0-2 | 0.0-0 | 0/0 | 0 | 0-0 |
| BYU* | 1 | 0 | 1 | 0.0-0 | 0.0-0 | 0/0 | 0 | 0-0 |
| Kentucky* | 1 | 0 | 1 | 0.0-0 | 0.0-0 | 0/0 | 0 | 0-0 |
| at Texas A&M | 1 | 1 | 0 | 0.0-0 | 0.0-0 | 0/0 | 0 | 0-0 |
| TOTALS | 7 | 4 | 3 | 1.0-2 | 0.0-0 | 0/0 | 0 | 0-0 |



KODY SCHEXNAYDER

PUNTER
5-10 • 203 • So. • 1L
River Ridge, La.
(John Curtis)

27

2017 HIGHLIGHTS

- Serves as the back-up punter.
- Booted a 28-yard punt against Charleston Southern (9/2).

CAREER PUNTING STATS

| YEAR | G | NO. | YARDS | LG | AVG | I20 | 50+ |
|---------------|----------|-----------|------------|-----------|-------------|----------|----------|
| 2016 | 4 | 18 | 665 | 52 | 36.9 | 4 | 2 |
| 2017 | 1 | 1 | 28 | 28 | 28.0 | 0 | 0 |
| TOTALS | 5 | 19 | 693 | 52 | 36.5 | 4 | 2 |



JEFFERY SIMMONS

DEFENSIVE TACKLE
6-4 • 301 • So. • 1L
Macon, Miss.
(Noxubee)

94

BEDNARIK AWARD WATCH LIST

SEC DEFENSIVE LINEMAN OF THE WEEK (9/11)
SEC DEFENSIVE LINEMAN OF THE WEEK (9/18)

2017 HIGHLIGHTS

- Tallied five tackles, including his first career sack, in start against Charleston Southern (9/2).
- Scored two TDs at LA Tech (9/9) to become the first defensive player to record two scores in a game since Johnathan Banks against Florida (10/24/09). Simmons scored more touchdowns than three SEC teams over Week 2.
- Made two blocks on special teams in the first quarter against LA Tech on a PAT and punt attempt. Simmons recovered the punt block in the endzone for his first score, marking the first block punt returned or recovered for a TD by MSU since Sept. 12, 2009 at Auburn. He entered Week 3 with a nation-leading two blocks.
- Also recovered a fumble against LA Tech and returned it 90 yards for a score. It was the longest fumble-recovery TD for MSU since Josh Morgan had a 97-yard score against BYU on Sept. 14, 2000.
- Collected a career-best seven tackles against No. 11 LSU (9/16), including a career-high 1.5 sacks for a loss of six yards.
- Totaled six tackles at No. 13 Auburn, including 1.5 TFL, while also forcing the first fumble of his career with help of a first-half sack.
- Gathered four tackles against BYU (10/14) and forced his second fumble of the season. The forced fumble came after a BYU interception to the MSU 29 as State led just by 7-0 midway through the second quarter.
- Grabbed three tackles against Kentucky (10/2), including 1.5 TFL or match his season high. Also tallied his first pass break-up of the season.

CAREER STATS

| YEAR | G/GS | TT | UT | AT | TFL-YDS | SCK-YDS | FF/FR | PBU | INT-YD |
|---------------|--------------|-----------|-----------|-----------|---------------|---------------|------------|----------|------------|
| 2016 | 12/3 | 40 | 13 | 27 | 3.5-8 | 0.0-0 | 2/0 | 2 | 0-0 |
| 2017 | 8/8 | 36 | 12 | 24 | 6.0-29 | 3.5-26 | 2/1 | 1 | 0-0 |
| TOTALS | 20/11 | 76 | 25 | 51 | 9.5-37 | 3.5-26 | 4/1 | 3 | 0-0 |

2017 GAME-BY-GAME

| OPPONENT | TT | UT | AT | TFL-YDS | SCK-YDS | FF/FR | PBU | INT-YD |
|----------------------|-----------|-----------|-----------|---------------|---------------|------------|----------|------------|
| Charleston Southern* | 5 | 2 | 3 | 1.0-7 | 1.0-7 | 0/0 | 0 | 0-0 |
| Louisiana Tech* | 5 | 3 | 2 | 0.0-0 | 0.0-0 | 0/1 | 0 | 0-0 |
| LSU* | 7 | 1 | 6 | 1.5-6 | 1.5-6 | 0/0 | 0 | 0-0 |
| at Georgia* | 4 | 1 | 3 | 0.0-0 | 0.0-0 | 0/0 | 0 | 0-0 |
| at Auburn* | 6 | 3 | 3 | 1.5-14 | 1.0-13 | 1/0 | 0 | 0-0 |
| BYU* | 4 | 1 | 3 | 0.0-0 | 0.0-0 | 1/0 | 0 | 0-0 |
| Kentucky* | 3 | 1 | 2 | 1.5-2 | 0.0-0 | 0/0 | 1 | 0-0 |
| at Texas A&M* | 2 | 0 | 2 | 0.5-0 | 0.0-0 | 0/0 | 0 | 0-0 |
| TOTALS | 36 | 12 | 24 | 6.0-29 | 3.5-26 | 2/1 | 1 | 0-0 |



MAURICE SMITHERMAN

CORNERBACK
5-10 • 190 • So. • 1L
Adamsville, Ala.
(Minor)

31

2017 HIGHLIGHTS

- Set career high with two tackles against Kentucky (10/21).

CAREER STATS

| YEAR | G/GS | TT | UT | AT | TFL-YDS | SCK-YDS | FF/FR | PBU | INT-YD |
|---------------|-------------|-----------|----------|----------|--------------|--------------|------------|----------|-------------|
| 2016 | 10/0 | 5 | 4 | 1 | 0.0-0 | 0.0-0 | 0/0 | 0 | 1-29 |
| 2017 | 8/0 | 5 | 2 | 3 | 0.0-0 | 0.0-0 | 0/0 | 0 | 0-0 |
| TOTALS | 18/0 | 10 | 6 | 4 | 0.0-0 | 0.0-0 | 0/0 | 0 | 1-29 |

2017 GAME-BY-GAME

| OPPONENT | TT | UT | AT | TFL-YDS | SCK-YDS | FF/FR | PBU | INT-YD |
|---------------------|----------|----------|----------|--------------|--------------|------------|----------|------------|
| Charleston Southern | 1 | 0 | 1 | 0.0-0 | 0.0-0 | 0/0 | 0 | 0-0 |
| at Louisiana Tech | 0 | 0 | 0 | 0.0-0 | 0.0-0 | 0/0 | 0 | 0-0 |
| LSU | 0 | 0 | 0 | 0.0-0 | 0.0-0 | 0/0 | 0 | 0-0 |
| at Georgia | 0 | 0 | 0 | 0.0-0 | 0.0-0 | 0/0 | 0 | 0-0 |
| at Auburn | 1 | 1 | 0 | 0.0-0 | 0.0-0 | 0/0 | 0 | 0-0 |
| BYU | 1 | 1 | 0 | 0.0-0 | 0.0-0 | 0/0 | 0 | 0-0 |
| Kentucky | 2 | 0 | 2 | 0.0-0 | 0.0-0 | 0/0 | 0 | 0-0 |
| at Texas A&M | 0 | 0 | 0 | 0.0-0 | 0.0-0 | 0/0 | 0 | 0-0 |
| TOTALS | 5 | 2 | 3 | 0.0-0 | 0.0-0 | 0/0 | 0 | 0-0 |



MARQUISS SPENCER

DEFENSIVE END
6-4 • 271 • So. • 1L
Greenwood, Miss.
(Greenwood)

42

2017 HIGHLIGHTS

- Recorded two tackles, including his first sack of the season against No. 11 LSU (9/16).
- Tallied two tackles including one for a 2-yard loss at No. 11 Georgia (9/23).
- Recorded a tackle and his first fumble recovery of the season against BYU (10/14). It was his first fumble recovery since Oct. 22, 2016 against Kentucky.
- Grabbed a tackle against Kentucky (10/21) and recorded his first pass break-up of the season.

CAREER STATS

| YEAR | G/GS | TT | UT | AT | TFL-YDS | SCK-YDS | FF/FR | PBU | INT-YD |
|---------------|-------------|-----------|-----------|-----------|---------------|---------------|------------|----------|------------|
| 2016 | 12/0 | 17 | 9 | 8 | 3.0-12 | 1.0-9 | 0/1 | 1 | 0-0 |
| 2017 | 8/0 | 11 | 3 | 8 | 2.0-5 | 0.5-2 | 0/1 | 1 | 0-0 |
| TOTALS | 20/0 | 28 | 12 | 16 | 5.0-17 | 1.5-11 | 0/2 | 2 | 0-0 |

2017 GAME-BY-GAME

| OPPONENT | TT | UT | AT | TFL-YDS | SCK-YDS | FF/FR | PBU | INT-YD |
|---------------------|-----------|----------|----------|--------------|--------------|------------|----------|------------|
| Charleston Southern | 2 | 0 | 2 | 0.0-0 | 0.0-0 | 0/0 | 0 | 0-0 |
| at Louisiana Tech | 1 | 1 | 0 | 0.0-0 | 0.0-0 | 0/0 | 0 | 0-0 |
| LSU | 2 | 0 | 2 | 0.5-2 | 0.5-2 | 0/0 | 0 | 0-0 |
| at Georgia | 2 | 2 | 0 | 1-0-2 | 0.0-0 | 0/0 | 0 | 0-0 |
| at Auburn | 1 | 0 | 1 | 0.0-0 | 0.0-0 | 0/0 | 0 | 0-0 |
| BYU | 1 | 0 | 1 | 0.0-0 | 0.0-0 | 0/1 | 0 | 0-0 |
| Kentucky | 1 | 0 | 1 | 0.0-0 | 0.0-0 | 0/0 | 1 | 0-0 |
| at Texas A&M | 1 | 0 | 1 | 0.5-1 | 0.0-0 | 0/0 | 0 | 0-0 |
| TOTAL | 11 | 3 | 8 | 2.0-5 | 0.5-2 | 0/1 | 1 | 0-0 |



MONTEZ SWEAT

LINEBACKER
6-6 • 241 • Jr. • JC
Stone Mountain, Ga.
(Copiah-Lincoln)

9

SEC DEFENSIVE LINEMAN OF THE WEEK (10/23)

2017 HIGHLIGHTS

- Made MSU debut in start against Charleston Southern (9/2), recording three tackles.
- Tallied three tackles at LA Tech (9/9), including his first-career tackle for loss.
- Racked up three tackles, including the first sack of his career, at No. 13 Auburn (9/30), while also recovering his first fumble as a Bulldog.
- Grabbed a career-high five tackles against BYU (10/14), including his second sack of the season.
- Turned in his best performance as a Bulldog against Kentucky (10/21), registering career highs in tackles (7), tackles for loss (2.5) and sacks (1.5 for 10 yards). His 2.5 TFL were the most by a Bulldog in a game this season.
- Collected six tackles and a career-best two sacks at No. 24 Texas A&M. His two sacks were the most by a Bulldog in an SEC game since last season's Egg Bowl.

CAREER STATS

| YEAR | G/GS | TT | UT | AT | TFL-YDS | SCK-YDS | FF/FR | PBU | INT-YD |
|---------------|------------|-----------|-----------|-----------|---------------|---------------|------------|----------|------------|
| 2017 | 8/8 | 31 | 13 | 18 | 8.0-35 | 5.5-30 | 0/1 | 0 | 0-0 |
| TOTALS | 8/8 | 31 | 13 | 18 | 8.0-35 | 5.5-30 | 0/1 | 0 | 0-0 |

2017 GAME-BY-GAME

| OPPONENT | TT | UT | AT | TFL-YDS | SCK-YDS | FF/FR | PBU | INT-YD |
|----------------------|-----------|-----------|-----------|---------------|---------------|------------|----------|------------|
| Charleston Southern* | 3 | 0 | 3 | 0.0-0 | 0.0-0 | 0/0 | 0 | 0-0 |
| at Louisiana Tech* | 3 | 2 | 1 | 1.0-1 | 0.0-0 | 0/0 | 0 | 0-0 |
| LSU* | 1 | 0 | 1 | 0.0-0 | 0.0-0 | 0/0 | 0 | 0-0 |
| at Georgia* | 3 | 3 | 0 | 0.5-2 | 0.0-0 | 0/0 | 0 | 0-0 |
| at Auburn* | 3 | 2 | 1 | 1.0-7 | 1.0-7 | 0/1 | 0 | 0-0 |
| BYU* | 5 | 3 | 2 | 1.0-4 | 1.0-4 | 0/0 | 0 | 0-0 |
| Kentucky* | 7 | 3 | 4 | 2.5-12 | 1.5-10 | 0/0 | 0 | 0-0 |
| at Texas A&M* | 6 | 3 | 3 | 2.0-9 | 2.0-9 | 0/0 | 0 | 0-0 |
| TOTALS | 31 | 13 | 18 | 8.0-35 | 5.5-30 | 0/1 | 0 | 0-0 |



CORY THOMAS

DEFENSIVE TACKLE
 6-5 • 303 • Jr. • 2L
 Bessemer, Ala.
 (McAdory)

34

2017 HIGHLIGHTS

- Grabbed a career-high four tackles against Charleston Southern (9/2).
- Returned from foot injury and recorded at tackle against No. 24 Texas A&M (10/28).

CAREER STATS

| YEAR | G/GS | TT | UT | AT | TFL-YDS | SCK-YDS | FF/FR | PBU | INT-YD |
|---------------|-------------|-----------|----------|-----------|---------------|--------------|------------|----------|-------------|
| 2015 | 8/0 | 3 | 1 | 2 | 1.0-4 | 0.0-0 | 0/0 | 0 | 1-12 |
| 2016 | 13/4 | 24 | 6 | 18 | 4.5-14 | 0.0-0 | 0/0 | 1 | 0-0 |
| 2017 | 3/2 | 5 | 2 | 3 | 0.0-0 | 0.0-0 | 1/0 | 0 | 0-0 |
| TOTALS | 24/6 | 32 | 9 | 23 | 5.5-18 | 0.0-0 | 1/0 | 1 | 1-12 |

2017 GAME-BY-GAME

| OPPONENT | TT | UT | AT | TFL-YDS | SCK-YDS | FF/FR | PBU | INT-YD |
|----------------------|----------|----------|----------|--------------|--------------|------------|----------|------------|
| Charleston Southern* | 4 | 2 | 2 | 0.0-0 | 0.0-0 | 1/0 | 0 | 0-0 |
| at Louisiana Tech* | 0 | 0 | 0 | 0.0-0 | 0.0-0 | 0/0 | 0 | 0-0 |
| LSU | | | | ----DNP---- | | | | |
| at Georgia | | | | ----DNP---- | | | | |
| at Auburn | | | | ----DNP---- | | | | |
| BYU | | | | ----DNP---- | | | | |
| Kentucky | | | | ----DNP---- | | | | |
| at Texas A&M | 1 | 0 | 1 | 0.0-0 | 0.0-0 | 0/0 | 0 | 0-0 |
| TOTALS | 5 | 2 | 3 | 2.0-0 | 0.0-0 | 1/0 | 0 | 0-0 |



DEDDRICK THOMAS

WIDE RECEIVER
 5-9 • 187 • So. • 1L
 Memphis, Tenn.
 (Memphis Central)

18

2017 HIGHLIGHTS

- Caught two passes for 34 yards and a touchdown against Charleston Southern (9/2).
- Reeled in a career-best three receptions for 20 yards at LA Tech (9/9), while recording a career-long rush of seven yards.
- Scored second TD of the season on a 20-yard TD reception against No. 11 LSU (9/16).
- Set a career-high with 41 yards on two catches against No. 11 Georgia (9/23).

CAREER RECEIVING STATS

| YEAR | G/GS | NO. | YDS | AVG. | TD |
|---------------|-------------|-----------|------------|-------------|----------|
| 2016 | 10/0 | 5 | 44 | 8.8 | 1 |
| 2017 | 8/0 | 11 | 147 | 13.4 | 2 |
| TOTALS | 18/0 | 16 | 191 | 11.9 | 3 |

CAREER RUSHING STATS

| YEAR | G/GS | NO. | YDS | AVG. | TD |
|---------------|-------------|----------|----------|------------|----------|
| 2016 | 10/0 | 0 | 0 | 0.0 | 0 |
| 2017 | 8/0 | 2 | 8 | 4.0 | 0 |
| TOTALS | 18/0 | 2 | 8 | 4.0 | 0 |

2017 RECEIVING GAME-BY-GAME

| OPPONENT | NO. | YDS | AVG. | TD |
|---------------------|-----------|------------|-------------|----------|
| Charleston Southern | 2 | 34 | 17.0 | 1 |
| at Louisiana Tech | 3 | 20 | 6.7 | 0 |
| LSU | 1 | 20 | 20.0 | 1 |
| at Georgia | 2 | 41 | 20.4 | 0 |
| at Auburn | 0 | 0 | 0.0 | 0 |
| BYU | 2 | 22 | 11.0 | 0 |
| Kentucky | 1 | 10 | 10.0 | 0 |
| at Texas A&M | 0 | 0 | 0.0 | 0 |
| TOTALS | 11 | 147 | 13.4 | 2 |

2017 RUSHING GAME-BY-GAME

| OPPONENT | NO. | YDS | AVG. | TD |
|---------------------|----------|----------|------------|----------|
| Charleston Southern | 1 | 1 | 1.0 | 0 |
| at Louisiana Tech | 1 | 7 | 7.0 | 0 |
| LSU | 0 | 0 | 0.0 | 0 |
| at Georgia | 0 | 0 | 0.0 | 0 |
| at Auburn | 0 | 0 | 0.0 | 0 |
| BYU | 0 | 0 | 0.0 | 0 |
| Kentucky | 0 | 0 | 0.0 | 0 |
| at Texas A&M | 0 | 0 | 0.0 | 0 |
| TOTALS | 2 | 8 | 4.0 | 0 |



JORDAN THOMAS

TIGHT END

6-5 • 280 • Sr. • 1L

Sumrall, Miss.
(East Central)

83

2017 HIGHLIGHTS

- Had a career-best 18 yards receiving on two catches against Charleston Southern (9/2).
- Shattered career receiving yards for the second consecutive week with 25 on two receptions at LA Tech (9/9), including a career-long catch of 17 yards. Reeled in a 1-yard TD reception - his first since Sept. 9, 2016 versus South Carolina.
- Making his first-career start against Kentucky (10/21), reeled in three passes for a career-high 28 yards, including a 10-yard TD reception.
- For the second consecutive game, earned a start and reeled in a 10-yard touchdown pass at No. 24 Texas A&M. It is the first time in his career that Thomas has scored in back-to-back games.

CAREER RECEIVING STATS

| YEAR | G/GS | NO. | YDS | AVG. | TD |
|---------------|-------------|-----------|------------|------------|----------|
| 2016 | 12/0 | 9 | 48 | 5.3 | 1 |
| 2017 | 8/2 | 12 | 105 | 8.8 | 3 |
| TOTALS | 22/2 | 21 | 153 | 7.3 | 4 |

2017 RECEIVING GAME-BY-GAME

| OPPONENT | NO. | YDS | AVG. | TD |
|---------------------|-----------|------------|------------|----------|
| Charleston Southern | 2 | 18 | 9.0 | 0 |
| at Louisiana Tech | 2 | 25 | 12.5 | 1 |
| LSU | 2 | 13 | 6.5 | 0 |
| at Georgia | 0 | 0 | 0.0 | 0 |
| at Auburn | 1 | 5 | 5.0 | 0 |
| BYU | 1 | 6 | 6.0 | 0 |
| Kentucky* | 3 | 28 | 9.3 | 1 |
| at Texas A&M | 1 | 10 | 10.0 | 1 |
| TOTALS | 12 | 105 | 8.8 | 3 |



ERROLL THOMPSON

LINEBACKER

6-1 • 250 • Fr. • RS

Florence, Ala.

(Florence)

40

2017 HIGHLIGHTS

- Racked up three tackles in MSU debut against Charleston Southern (9/2).
- Tallied a career-high six tackles at No. 11 Georgia (9/23).
- Bested career high with eight tackles against Kentucky (10/21), including 0.5 TFL - the first of his career.
- Collected seven tackles and his first-career full tackle for loss at No. 24 Texas A&M (10/28). Also added his first-career pass break-up against the Aggies.

CAREER STATS

| YEAR | G/GS | TT | UT | AT | TFL-YDS | SCK-YDS | FF/FR | PBU | INT-YD |
|---------------|------------|-----------|-----------|-----------|--------------|--------------|------------|----------|------------|
| 2017 | 8/0 | 30 | 12 | 18 | 1.5-5 | 0.0-0 | 0/0 | 1 | 0-0 |
| TOTALS | 8/0 | 30 | 12 | 18 | 1.5-5 | 0.0-0 | 0/0 | 1 | 0-0 |

2017 GAME-BY-GAME

| OPPONENT | TT | UT | AT | TFL-YDS | SCK-YDS | FF/FR | PBU | INT-YD |
|---------------------|-----------|----------|-----------|--------------|--------------|------------|----------|------------|
| Charleston Southern | 3 | 0 | 3 | 0.0-0 | 0.0-0 | 0/0 | 0 | 0-0 |
| Louisiana Tech | 3 | 2 | 1 | 0.0-0 | 0.0-0 | 0/0 | 0 | 0-0 |
| LSU | 0 | 0 | 0 | 0.0-0 | 0.0-0 | 0/0 | 0 | 0-0 |
| at Georgia | 6 | 1 | 5 | 0.0-0 | 0.0-0 | 0/0 | 0 | 0-0 |
| at Auburn | 0 | 0 | 0 | 0.0-0 | 0.0-0 | 0/0 | 0 | 0-0 |
| BYU | 3 | 1 | 2 | 0.0-0 | 0.0-0 | 0/0 | 0 | 0-0 |
| Kentucky | 8 | 4 | 4 | 0.5-1 | 0.0-0 | 0/0 | 0 | 0-0 |
| at Texas A&M | 7 | 4 | 3 | 1.0-4 | 0.0-0 | 0/0 | 1 | 0-0 |
| TOTALS | 23 | 8 | 15 | 0.5-1 | 0.0-0 | 0/0 | 0 | 0-0 |



KEYTAON THOMPSON

QUARTERBACK
6-4 • 222 • Fr. • HS
New Orleans, La.
(Landry-Walker)

10

2017 HIGHLIGHTS

- Went 4-of-7 for 35 yards and a touchdown in collegiate debut against Charleston Southern (9/2), playing most of the second half. Rushed for 36 yards on six attempts, including a long of 16.
- Saw action in the fourth quarter at Louisiana Tech (9/9), racking up 19 yards of total offense.
- Racked up 69 total yards of offense against Kentucky (10/21), including a season-high 65 yards and two touchdowns rushing - the first of his career. Capped the night with a career-long, 40-yard rushing score.

CAREER PASSING STATS

| YEAR | G/GS | CMP | ATT | TD | PCT | YDS | INT |
|---------------|------------|----------|-----------|----------|-------------|-----------|----------|
| 2017 | 7/0 | 8 | 19 | 1 | .421 | 66 | 0 |
| TOTALS | 7/0 | 8 | 19 | 1 | .421 | 66 | 0 |

CAREER RUSHING STATS

| YEAR | G/GS | NO. | YDS | AVG. | TD |
|---------------|------------|-----------|------------|------------|----------|
| 2017 | 7/0 | 21 | 177 | 8.4 | 2 |
| TOTALS | 7/0 | 21 | 177 | 8.4 | 2 |

2017 GAME-BY-GAME

| OPPONENT | CMP | ATT | INT | PCT | YDS | TD | RSH | YDS | TD |
|---------------------|----------|-----------|----------|---------------|-----------|----------|-----------|------------|----------|
| Charleston Southern | 4 | 7 | 0 | .571 | 35 | 1 | 6 | 36 | 0 |
| at Louisiana Tech | 1 | 2 | 0 | .500 | 8 | 0 | 2 | 11 | 0 |
| LSU | 0 | 0 | 0 | .000 | 0 | 0 | 1 | 12 | 0 |
| at Georgia | 1 | 4 | 0 | .250 | 20 | 0 | 2 | 15 | 0 |
| at Auburn | 0 | 4 | 0 | .000 | 0 | 0 | 4 | 28 | 0 |
| BYU | 1 | 1 | 0 | 1.000 | -1 | 0 | 2 | 10 | 0 |
| Kentucky | 1 | 1 | 0 | 1.000 | 4 | 0 | 4 | 65 | 2 |
| at Texas A&M | | | | -----DNP----- | | | | | |
| TOTALS | 8 | 19 | 0 | .421 | 66 | 1 | 21 | 177 | 3 |



REGGIE TODD

WIDE RECEIVER
6-4 • 204 • RFr. • RS
Mobile, Ala.
(Blount)

20

2017 HIGHLIGHTS

- Reeled in three receptions for 24 yards in career debut against Charleston Southern (9/2).
- Saw special teams action at LA Tech (9/9) with the first kick return of his career.
- Turned in second multi-reception game of his career at No. 13 Auburn (9/30), picking up 12 yards on two catches.
- Tallied his second kick return of the season at No. 24 Texas A&M (10/28) as he return the kick for a career-high 29 yards.

CAREER RECEIVING STATS

| YEAR | G/GS | NO. | YDS | AVG. | TD |
|---------------|------------|----------|-----------|------------|----------|
| 2017 | 8/0 | 5 | 36 | 7.2 | 0 |
| TOTALS | 8/0 | 5 | 36 | 7.2 | 0 |

CAREER KICK RETURN STATS

| YEAR | G/GS | NO. | YDS | AVG. | TD |
|---------------|------------|----------|-----------|-------------|----------|
| 2017 | 8/0 | 2 | 31 | 15.5 | 0 |
| TOTALS | 8/0 | 2 | 31 | 15.5 | 0 |

2017 RECEIVING GAME-BY-GAME

| OPPONENT | NO. | YDS | AVG. | TD |
|---------------------|----------|-----------|------------|----------|
| Charleston Southern | 3 | 24 | 8.0 | 0 |
| at Louisiana Tech | 0 | 0 | 0.0 | 0 |
| LSU | 0 | 0 | 0.0 | 0 |
| at Georgia | 0 | 0 | 0.0 | 0 |
| at Auburn | 2 | 12 | 6.0 | 0 |
| BYU | 0 | 0 | 0.0 | 0 |
| Kentucky | 0 | 0 | 0.0 | 0 |
| at Texas A&M | 0 | 0 | 0.0 | 0 |
| TOTALS | 5 | 36 | 7.2 | 0 |



TIM WASHINGTON

LINEBACKER
6-3 • 225 • So. • 1L
Yazoo City, Miss.
(Yazoo City)

50



AERIS WILLIAMS

RUNNING BACK
6-1 • 217 • Jr. • 2L
West Point, Miss.
(West Point)

22

2017 HIGHLIGHTS

- Recorded first career tackle in season opener against Charleston Southern (9/2).
- Set career high with three tackles at LA Tech (9/9).

CAREER STATS

| YEAR | G/GS | TT | UT | AT | TFL-YDS | SCK-YDS | FF/FR | PBU | INT-YD |
|---------------|-------------|----------|----------|----------|--------------|--------------|------------|----------|------------|
| 2016 | 12/0 | 0 | 0 | 0 | 0.0-0 | 0.0-0 | 0/0 | 0 | 0-0 |
| 2017 | 8/0 | 7 | 1 | 6 | 0.0-0 | 0.0-0 | 0/0 | 0 | 0-0 |
| TOTALS | 20/0 | 7 | 1 | 6 | 0.0-0 | 0.0-0 | 0/0 | 0 | 0-0 |

2017 GAME-BY-GAME

| OPPONENT | TT | UT | AT | TFL-YDS | SCK-YDS | FF/FR | PBU | INT-YD |
|---------------------|----------|----------|----------|--------------|--------------|------------|----------|------------|
| Charleston Southern | 1 | 0 | 1 | 0.0-0 | 0.0-0 | 0/0 | 0 | 0-0 |
| at Louisiana Tech | 3 | 1 | 2 | 0.0-0 | 0.0-0 | 0/0 | 0 | 0-0 |
| LSU | 2 | 0 | 2 | 0.0-0 | 0.0-0 | 0/0 | 0 | 0-0 |
| at Georgia | 0 | 0 | 0 | 0.0-0 | 0.0-0 | 0/0 | 0 | 0-0 |
| at Auburn | 0 | 0 | 0 | 0.0-0 | 0.0-0 | 0/0 | 0 | 0-0 |
| BYU | 1 | 0 | 1 | 0.0-0 | 0.0-0 | 0/0 | 0 | 0-0 |
| Kentucky | 0 | 0 | 0 | 0.0-0 | 0.0-0 | 0/0 | 0 | 0-0 |
| at Texas A&M | 0 | 0 | 0 | 0.0-0 | 0.0-0 | 0/0 | 0 | 0-0 |
| TOTALS | 7 | 1 | 6 | 0.0-0 | 0.0-0 | 0/0 | 0 | 0-0 |

DOAK WALKER AWARD WATCH LIST

2017 HIGHLIGHTS

- Racked up 83 yards and a touchdown on the ground against Charleston Southern (9/2) to push his career rushing yards over 1,000 yards.
- Turned in the third 100-yard rushing game of his career after gaining 107 yards on nine touches at LA Tech (9/9). Also set a career-high with 28 receiving yards in Ruston on his first reception of the season. The catch was also a career long for Williams.
- Tallied his fourth-career 100-yard outing against No. 11 LSU (9/16) with a season-high 146 yards on 23 carries to become the first 100-yard rusher allowed by LSU's defense since Texas A&M's Keith Ford on Nov. 24, 2016.
- The first MSU running back to record back-to-back, 100-yard rushing performances for MSU since Josh Robinson against LSU and Texas A&M in 2014.
- Rushed for 114 yards and a touchdown on 23 carries for his fifth-career, 100-yard rushing game and his third of the season.
- The first MSU running back to record three or more 100-yard rushing games in a single season since Josh Robinson tallied four in 2014.

CAREER RUSHING STATS

| YEAR | G/GS | NO. | YDS | AVG. | TD |
|---------------|--------------|------------|--------------|------------|----------|
| 2015 | 13/0 | 40 | 206 | 5.2 | 3 |
| 2016 | 13/3 | 137 | 720 | 5.3 | 4 |
| 2017 | 8/8 | 139 | 662 | 4.8 | 2 |
| TOTALS | 34/11 | 316 | 1,588 | 5.0 | 9 |

CAREER RECEIVING STATS

| YEAR | G/GS | NO. | YDS | AVG. | TD |
|---------------|--------------|-----------|------------|------------|----------|
| 2015 | 13/0 | 6 | 18 | 3.0 | 0 |
| 2016 | 13/3 | 7 | 45 | 6.4 | 0 |
| 2017 | 8/8 | 11 | 77 | 7.0 | 0 |
| TOTALS | 34/11 | 24 | 140 | 5.8 | 0 |

2017 RUSHING GAME-BY-GAME

| OPPONENT | NO. | YDS | AVG. | TD |
|----------------------|------------|------------|------------|----------|
| Charleston Southern* | 16 | 83 | 5.2 | 1 |
| at Louisiana Tech* | 9 | 107 | 11.9 | 0 |
| LSU* | 23 | 146 | 6.3 | 0 |
| at Georgia* | 11 | 24 | 2.2 | 0 |
| at Auburn* | 15 | 49 | 3.3 | 0 |
| BYU* | 23 | 114 | 5.0 | 1 |
| Kentucky* | 20 | 71 | 3.6 | 0 |
| Texas A&M* | 22 | 68 | 3.1 | 0 |
| TOTALS | 139 | 662 | 4.8 | 2 |

2017 RECEIVING GAME-BY-GAME

| OPPONENT | NO. | YDS | AVG. | TD |
|----------------------|-----------|-----------|------------|----------|
| Charleston Southern* | 0 | 0 | 0.0 | 0 |
| at Louisiana Tech* | 1 | 28 | 28.0 | 0 |
| LSU* | 1 | 1 | 1.0 | 0 |
| at Georgia* | 5 | 12 | 2.4 | 0 |
| at Auburn* | 1 | 3 | 3.0 | 0 |
| BYU* | 3 | 33 | 11.0 | 0 |
| Kentucky* | 0 | 0 | 0.0 | 0 |
| Texas A&M* | 0 | 0 | 0.0 | 0 |
| TOTALS | 11 | 77 | 7.0 | 0 |

2017 MISSISSIPPI STATE ROSTER

| No. | Name | Pos. | Ht. | Wt. | Cl. | Exp. | Hometown (Previous School) |
|-----|---------------------|------|------|-----|------|------|--|
| 1 | Brandon Bryant | DB | 6-0 | 215 | Jr. | 2L | Tunica, Miss. (Rosa Fort) |
| 2 | Logan Burnett | ATH | 6-2 | 186 | RFr. | RS | Pelham, Ala. (Bessemer Academy) |
| 2 | Jamal Peters | DB | 6-2 | 218 | Jr. | 2L | Bassfield, Miss. (Bassfield) |
| 3 | Traver Jung | LB | 6-4 | 226 | Sr. | 1L | Greenville, Miss. (Holmes CC) |
| 4 | Gerri Green | LB | 6-4 | 250 | Jr. | 2L | Greenville, Miss. (Greenville Weston) |
| 5 | Gabe Myles | WR | 6-0 | 195 | Sr. | 3L | Starkville, Miss. (Starkville) |
| 6 | Willie Gay Jr. | LB | 6-2 | 230 | Fr. | HS | Starkville, Miss. (Starkville) |
| 6 | Donald Gray | WR | 5-10 | 200 | Sr. | 2L | Memphis, Tenn. (Copiah-Lincoln CC) |
| 7 | Tolando Cleveland | DB | 6-0 | 194 | Sr. | 3L | Powder Springs, Ga. (Hillgrove) |
| 7 | Nick Fitzgerald | QB | 6-5 | 230 | Jr. | 2L | Richmond Hill, Ga. (Richmond Hill) |
| 8 | Kylin Hill | RB | 5-11 | 212 | Fr. | HS | Columbus, Miss. (Columbus) |
| 9 | Malik Dear | WR | 5-9 | 224 | Jr. | 2L | Jackson, Miss. (Murrah) |
| 9 | Rip Kirk | ATH | 6-3 | 252 | Jr. | JC | Hattiesburg, Miss. (Itawamba CC) |
| 9 | Montez Sweat | LB | 6-6 | 240 | Jr. | JC | Stone Mountain, Ga. (Copiah-Lincoln CC) |
| 10 | Leo Lewis | LB | 6-2 | 235 | So. | 1L | Brookhaven, Miss. (Brookhaven) |
| 10 | Keytaon Thompson | QB | 6-4 | 222 | Fr. | HS | New Orleans, La. (Landry-Walker) |
| 11 | Dez Harris | LB | 6-4 | 243 | Sr. | 3L | Bessemer, Ala. (McAdory) |
| 12 | J.T. Gray | DB | 6-0 | 202 | Sr. | 3L | Clarksdale, Miss. (Clarksdale) |
| 13 | Cameron Dantzler | DB | 6-2 | 175 | RFr. | RS | Hammond, La. (St. Thomas Aquinas) |
| 13 | Braden Smith | ATH | 5-10 | 175 | Fr. | HS | Flowood, Miss. (Northwest Rankin) |
| 14 | Mitch Hood | ATH | 6-3 | 205 | Jr. | JC | Sonoma, Calif. (Santa Rosa [Calif.] JC) |
| 16 | Korey Charles | DB | 5-10 | 179 | RFr. | RS | Miami, Fla. (North Florida Christian) |
| 16 | Kareem Vance Jr. | ATH | 6-4 | 195 | Sr. | SQ | Charleston, Miss. (Olive Branch) |
| 17 | Jamal Couch | WR | 6-4 | 227 | So. | 1L | Phenix City, Ala. (Central) |
| 18 | Dedrick Thomas | WR | 5-9 | 187 | So. | 1L | Memphis, Tenn. (Memphis Central) |
| 19 | Travis O'Connor | ATH | 6-1 | 205 | Fr. | RS | Kenner, La. (John Curtis) |
| 20 | Taury Dixon | ATH | 5-9 | 165 | So. | JC | Madison, Miss. (East Mississippi CC) |
| 20 | Reggie Todd | WR | 6-4 | 204 | RFr. | RS | Mobile, Ala. (Blount) |
| 21 | Nick Gibson | RB | 5-11 | 211 | So. | 1L | Birmingham, Ala. (Pinson Valley) |
| 22 | Blake Armour | ATH | 5-11 | 193 | Fr. | HS | Brighton, Tenn. (Brighton) |
| 22 | Aeris Williams | RB | 6-1 | 217 | Jr. | 2L | West Point, Miss. (West Point) |
| 23 | Raymond Freeman | ATH | 6-1 | 218 | Fr. | HS | Cantonment, Fla. (J.M. Tate Senior) |
| 23 | Keith Mixon | WR | 5-8 | 187 | So. | 1L | Birmingham, Ala. (Shades Valley) |
| 23 | Allen Perkins | ATH | 6-0 | 208 | So. | SQ | Pelham, Ala. (Oak Mountain) |
| 24 | Chris Rayford | DB | 6-0 | 202 | Jr. | 2L | Byhalia, Miss. (Byhalia) |
| 25 | Lashard Durr | DB | 5-11 | 195 | Sr. | 1L | Gulfport, Miss. (Copiah-Lincoln CC) |
| 26 | Jordan Lawless | K | 6-0 | 173 | So. | JC | Lindale, Texas (Tyler [Texas] JC) |
| 26 | Alec Murphy | RB | 6-0 | 230 | So. | SQ | Nixa, Mo. (Nixa) |
| 27 | Kody Schexnayder | P | 5-10 | 203 | So. | 1L | River Ridge, La. (John Curtis) |
| 28 | Jaquarius Landrews | DB | 6-0 | 195 | Jr. | JC | Summit, Miss. (Copiah-Lincoln CC) |
| 28 | Dontavian Lee | RB | 6-1 | 235 | Jr. | 2L | Hattiesburg, Miss. (Forrest County Agricultural) |
| 28 | Tristan Pisacane | ATH | 5-9 | 180 | Fr. | RS | Franklin, Tenn. (Centennial) |
| 29 | C.J. Morgan | DB | 6-0 | 202 | RFr. | RS | Bossier City, La. (Parkway) |
| 30 | Dan Mills | K | 6-0 | 175 | Fr. | HS | Canton, Ohio (Central Catholic) |
| 31 | Maurice Smitherman | DB | 5-10 | 191 | So. | 1L | Adamsville, Ala. (Minor) |
| 32 | Brian Cole | DB | 6-2 | 210 | Jr. | JC | Saginaw, Mich. (East Mississippi CC) |
| 33 | Tyler Williams | DB | 6-2 | 180 | Fr. | HS | Oxford, Miss. (Lafayette) |
| 34 | Cory Thomas | DL | 6-5 | 303 | Jr. | 2L | Bessemer, Ala. (McAdory) |
| 35 | Landon Guidry | DB | 6-0 | 189 | Fr. | HS | Spring Hill, Tenn. (Independence) |
| 37 | Bennie Braswell III | ATH | 5-9 | 176 | Sr. | SQ | Olive Branch, Miss. (Olive Branch) |
| 37 | Brad Wall | K | 5-8 | 170 | So. | 1L | Ocean Springs, Miss. (Ocean Springs) |
| 38 | Johnathan Abram | DB | 6-0 | 210 | Jr. | JC | Columbia, Miss. (Jones County JC) |
| 39 | Nathan Swanson | ATH | 6-5 | 220 | RFr. | RS | Norcross, Ga. (Norcross) |
| 40 | Wyatt Powell | ATH | 5-9 | 192 | So. | SQ | Ridgeland, Miss. (Jackson Academy) |
| 40 | Erroll Thompson | LB | 6-1 | 250 | RFr. | RS | Florence, Ala. (Florence) |
| 41 | Mark McLaurin | DB | 6-2 | 215 | Jr. | 2L | Collins, Miss. (Collins) |
| 42 | Tucker Day | K/P | 6-0 | 206 | Fr. | HS | Brentwood, Tenn. (Brentwood) |
| 42 | Marquiss Spencer | LB | 6-4 | 275 | So. | 1L | Greenwood, Miss. (Greenwood) |
| 43 | Fletcher Adams | DL | 6-2 | 270 | So. | 1L | Brandon, Miss. (Brandon) |
| 43 | Logan Cooke | P/K | 6-5 | 230 | Sr. | 3L | Darburn, Miss. (Columbia Academy) |
| 44 | Aadreekis Conner | ATH | 6-2 | 200 | Fr. | HS | Port Gibson, Miss. (Port Gibson) |
| 45 | Josiah Phillips | LB | 6-4 | 241 | Jr. | SQ | Starkville, Miss. (Home School) |
| 46 | Aaron Odom | DL | 6-2 | 265 | Fr. | HS | Jackson, Miss. (Callaway) |

| No. | Name | Pos. | Ht. | Wt. | Cl. | Exp. | Hometown (Previous School) |
|-----|--------------------|------|-----|-----|------|------|--|
| 47 | Jace Christmann | K | 6-0 | 195 | RFr. | RS | Houston, Texas (Memorial) |
| 48 | Chris Redmon | ATH | 6-0 | 230 | RFr. | RS | Fayetteville, Ark. (Fayetteville) |
| 49 | Stephen Adegoke | ATH | 6-0 | 214 | Jr. | RS | Snellville, Ga. (San Diego Mesa College) |
| 50 | Tim Washington | LB | 6-3 | 225 | So. | 1L | Yazoo City, Miss. (Yazoo City) |
| 51 | R.J. Jennings | ATH | 6-0 | 246 | Fr. | HS | Birmingham, Ala. (Briarwood Christian) |
| 51 | Stewart Reese | OL | 6-5 | 333 | RFr. | RS | Fort Pierce, Fla. (Fort Pierce Central) |
| 52 | Kobe Jones | DL | 6-4 | 275 | RFr. | RS | Starkville, Miss. (Starkville) |
| 53 | Hunter Bradley | SN | 6-3 | 240 | Sr. | 2L | Collierville, Tenn. (Collierville) |
| 54 | Cameron Miller | ATH | 6-0 | 216 | RFr. | RS | Odessa, Fla. (Sickles) |
| 54 | Blake Mitchell | ATH | 6-0 | 310 | RFr. | RS | Brentwood, Tenn. (Ensworth) |
| 55 | Martinas Rankin | OL | 6-5 | 315 | Sr. | 1L | Mendenhall, Miss. (Miss. Gulf Coast CC) |
| 56 | Dareuan Parker | OL | 6-4 | 320 | RFr. | RS | Olive Branch, Miss. (DeSoto Central) |
| 58 | Tyler Dunning | LB | 6-1 | 255 | Fr. | HS | Fort Lauderdale, Fla. (St. Thomas Aquinas) |
| 58 | Greg Eiland | OL | 6-8 | 330 | RFr. | RS | Philadelphia, Miss. (Philadelphia) |
| 61 | Deion Calhoun | OL | 6-3 | 315 | Jr. | 2L | Pleasant Grove, Ala. (Restoration Academy) |
| 63 | Cordavien Suggs | OL | 6-6 | 300 | Fr. | HS | Jackson, Miss. (Fletcher) |
| 65 | Brett Armour | ATH | 6-1 | 281 | So. | SQ | Brighton, Tenn. (Brighton) |
| 66 | Joel Baldwin | SN | 6-3 | 215 | Jr. | SQ | Tupelo, Miss. (Tupelo) |
| 67 | Michael Story | OL | 6-4 | 305 | So. | 1L | Ripley, Miss. (Ripley) |
| 68 | Harry Parker | ATH | 6-5 | 246 | Fr. | HS | Mobile, Ala. (UMS-Wright Prep School) |
| 70 | Tommy Champion | OL | 6-5 | 319 | Jr. | JC | Jackson, Miss. (Copiah-Lincoln CC) |
| 72 | Ronald Cochran | OL | 6-4 | 316 | Jr. | SQ | Olive Branch, Miss. (Olive Branch) |
| 73 | Darryl Williams | OL | 6-2 | 305 | So. | SQ | Bessemer, Ala. (Bessemer City) |
| 74 | Elgton Jenkins | OL | 6-4 | 313 | Jr. | 2L | Clarksdale, Miss. (Clarksdale) |
| 75 | Harrison Moon | OL | 6-5 | 290 | So. | 1L | Chattanooga, Tenn. (Signal Mountain) |
| 78 | Tyre Phillips | OL | 6-5 | 335 | Jr. | JC | Grenada, Miss. (East Mississippi CC) |
| 79 | Evans Wilkerson | OL | 6-5 | 315 | So. | SQ | Ridgeland, Miss. (Jackson Academy) |
| 80 | Christian Roberson | TE | 6-5 | 241 | RFr. | RS | Atlanta, Ga. (McEachern) |
| 81 | Justin Johnson | TE | 6-3 | 247 | Jr. | 2L | Birmingham, Ala. (Hoover) |
| 82 | Farrod Green | TE | 6-3 | 246 | So. | 1L | Wesson, Miss. (Wesson Attendance Center) |
| 83 | Jordan Thomas | TE | 6-5 | 280 | Sr. | 1L | Sumrall, Miss. (East Central CC) |
| 84 | Dontea Jones | TE | 6-4 | 222 | RFr. | RS | McCool, Miss. (Jireh (N.C.) Prep) |
| 85 | Austin Williams | WR | 6-3 | 205 | Fr. | HS | Ocean Springs, Miss. (Ocean Springs) |
| 86 | Jesse Jackson | WR | 6-2 | 210 | Jr. | 2L | Petal, Miss. (Petal) |
| 87 | Osirus Mitchell | WR | 6-4 | 207 | RFr. | RS | Sarasota, Fla. (Booker) |
| 88 | Aaron Hamaker | TE | 6-4 | 280 | Jr. | SQ | Little Rock, Ark. (Catholic) |
| 89 | Powers Warren | TE | 6-3 | 235 | Fr. | HS | Minnetonka, Minn. (Minnetonka Senior) |
| 90 | Grant Harris | DL | 6-3 | 285 | Jr. | SQ | Bolton, Miss. (Clinton) |
| 91 | James Jackson | DL | 6-3 | 335 | Fr. | HS | Pascagoula, Miss. (Pascagoula) |
| 92 | Kendell Jones | DL | 6-4 | 281 | So. | SQ | Pinson, Ala. (Clay-Chalkville) |
| 94 | Jeffery Simmons | DL | 6-4 | 301 | So. | 1L | Macon, Miss. (Noxubee County) |
| 95 | Braxton Hoyett | DL | 6-3 | 304 | Jr. | 1L | Pelham, Ala. (Pelham) |
| 96 | Tre Brown | DL | 6-4 | 305 | Jr. | RS | Ackerman, Miss. (Copiah-Lincoln CC) |
| 97 | Lee Autry | DL | 6-2 | 312 | Jr. | JC | Albemarle, N.C. (Itawamba CC) |

PRONUNCIATION GUIDE

| | | |
|----|--------------------|--------------------|
| 3 | Traver Jung | TREV-er |
| 4 | Gerri Green | GAIR-ee |
| 9 | Malik Dear | muh-LEEK |
| 10 | Keytaon Thompson | KEY-tahn |
| 18 | Deddrick Thomas | rhymes with Ted |
| 22 | Aeris Williams | AIR-us |
| 27 | Kody Schexnayder | SHEX-nye-dur |
| 40 | Erroll Thompson | Air-uhl |
| 47 | Jace Christmann | Christ-man |
| 55 | Martinas Rankin | Mahr-TEE-nuhs |
| 56 | Daruean Parker | Dair-ee-uhn |
| 58 | Greg Eiland | rhymes with island |
| 74 | Elgton Jenkins | EL-tuhn (silent g) |
| 80 | Christian Roberson | ROH-ber-suhn |
| 82 | Farrod Green | FUH-rahd |
| 87 | Osirus Mitchell | O-sye-rus |
| 88 | Aaron Hamaker | HAM-uh-kuhr |

COACHING STAFF

| |
|--|
| Dan Mullen, Head Coach • Ninth Season |
| Brian Baker, Defensive Line • Second Season |
| Terrell Buckley, Cornerbacks • Second Season |
| * Brett Elliott, Quarterbacks • First Season |
| * Ron English, Safeties • First Season |
| Todd Grantham, Defensive Coordinator/Linebackers • First Season |
| Billy Gonzales, Co-offensive Coordinator/Wide Receivers • Fifth Season |
| John Hevesy, Co-offensive Coordinator/Offensive Line • Ninth Season |
| Greg Knox, Special Teams Coordinator/Running Backs • Ninth Season |
| D.J. Looney, Tight Ends • First Season |

* - indicates in the press box

2017 MISSISSIPPI STATE COACHES

ON THE FIELD



DAN MULLEN
Head Coach
Ninth Season



BRIAN BAKER
Defensive Line
Second Season



TERRELL BUCKLEY
Cornerbacks
Second Season



BILLY GONZALES
Co-OC/Wide Receivers
Fifth Season



TODD GRANTHAM
Def. Coordinator/Linebackers
First Season



JOHN HEVESY
Co-OC/Offensive Line
Ninth Season



GREG KNOX
Running Backs/Special Teams
Ninth Season



D.J. LOONEY
Tight Ends
First Season

IN THE BOOTH



BRETT ELLIOTT
Quarterbacks
First Season



RON ENGLISH
Safeties
First Season