

**NICK
FITZGERALD**
QB | SOPHOMORE
SEC TOTAL OFFENSE LEADER

**FRED
ROSS**
WR | SENIOR
TWO-TIME
FIRST-TEAM ALL-SEC

**RICHE
BROWN**
LB | SENIOR
MSU TOTAL TACKLES LEADER



MISSISSIPPI STATE

DECEMBER 26, 2016
TROPICANA FIELD | ST. PETERSBURG, FL
11AMET | ESPN



MIAMI(OHIO)



2016 MISSISSIPPI STATE FOOTBALL ST. PETERSBURG BOWL



Dan Mullen Era • Winningest 6-Year Stretch in MSU History • 7 Straight Bowl Games • 21 NFL Draft Picks • 11 All-Americans • 2 National Scholars

December 26, 2016

11 a.m. ET/10 a.m. CT • ESPN

St. Petersburg, Fla.

Tropicana Field (31,042)

SCHEDULE (5-7, 3-5 SEC)

DATE	OPPONENT	TV	TIME (CT)
SEPTEMBER (2-2)			
3	South Alabama	SECN	L, 20-21
10	South Carolina *	ESPN2	W, 27-14
17	at #20/22 LSU *	ESPN2	L, 20-23
24	at UMass (Foxborough)	ESPN3	W, 47-35
OCTOBER (1-3)			
8	Auburn *	ESPN	L, 14-38
14	at BYU (Fri.)	ESPN	L, 21-28 2OT
22	at Kentucky *	SECN	L, 38-40
29	Samford (HC)	SECN	W, 56-41
NOVEMBER (2-2)			
5	#7/7/4 Texas A&M *	SECN	W, 35-28
12	at #1/1/1 Alabama *	ESPN	L, 3-51
19	Arkansas *	ESPNU	L, 42-58
26	at Ole Miss *	SECN	W, 55-20
DECEMBER (0-0)			
26	St. Petersburg Bowl vs. Miami (Ohio)	ESPN	10 a.m.

COACHING STAFF

On the Sideline (Year at MSU)

Dan Mullen, head coach (8th)
 Brian Baker, defensive line (1st)
 Terrell Buckley, cornerbacks (1st)
 Billy Gonzales, co-offensive coordinator/WRs (4th)
 John Hevesy, co-offensive coordinator/OL (8th)
 Greg Knox, running backs/special teams (8th)
 Scott Sallach, tight ends (8th)
 Peter Sirmon, defensive coordinator/LBs (1st)

In The Booth (Year at MSU)

Brian Johnson, quarterbacks (3rd)
 Maurice Linguist, safeties (1st)

STATISTICAL LEADERS

Passing: Fitzgerald (183-335, 2287 yds, 21 TD, 10 INT)
Rushing: Nick Fitzgerald (177 att, 1243 yds, 14 TD)
Receiving: Fred Ross (68 rec, 873 yds, 12 TD)
Tackles: Richie Brown (93 tackles, 4.0 TFL, 1.5 sacks)
Tackles for Loss: Johnathan Calvin (11.5 TFL, 7 sacks)

AIRWAVES

MSU Sports Radio Network

Jim Ellis, play-by-play
 Matt Wyatt, analyst
 John Corroero, sideline

ESPN/WatchESPN.com

Dave LaMont, play-by-play
 Rene Ingoglia, analyst
 Chris Doering, reporter

GAME 13: ST. PETERSBURG BOWL

Mississippi State Bulldogs

Record 5-7 (3-5 SEC, T5th SEC West)
 Streak W1
 Ranking NR Associated Press
 NR Amway Coaches
 NR CFB Playoff
 Head Coach Dan Mullen
 Career Record 60-42 (.588)/eighth year
 MSU Record same
 Mullen Bowl Rec. 4-2



Miami (Ohio) RedHawks

Record 6-6 (6-2 MAC, T1st MAC East)
 Streak W6
 Ranking NR Associated Press
 NR Amway Coaches
 NR CFB Playoff
 Head Coach Chuck Martin
 Career Record 85-32/ninth year
 MU Record 11-25/third year
 Martin vs. MSU first meeting



STORYLINES

MSU Makes Seventh Straight Bowl, Takes on Miami in St. Petersburg Bowl

MSU makes its school-record seventh straight bowl appearance as the Bulldogs take on Miami (Ohio) for the first time in the St. Petersburg Bowl on Dec. 26 at Tropicana Field. Kickoff is 11 a.m. ET/10 a.m. CT on ESPN.

► At 5-7, MSU qualified for a bowl with a 971 NCAA APR, which is 12 points above the national average.

► MSU is the first SEC team to play in the St. Pete Bowl. This is MSU's sixth all-time bowl appearance in the state of Florida and third bowl in the Sunshine State the past four years.

► This is State's 20th bowl appearance. The Bulldogs are 11-8 all-time in bowl games and 4-2 under **Dan Mullen**.

► **Dan Mullen**, the Bobby Dodd Trophy National Coach of the Week following a win over No. 4 Texas A&M and 2014 National Coach of the Year, owns the highest winning percentage (.588) at MSU since College Football Hall of Famer Allyn McKeen from 1939-48 (.764, min. 3 seasons). Mullen is the second-longest tenured SEC coach at his current school behind only Alabama's Nick Saban (10). MSU was 32-65 in the eight years prior to Mullen's arrival. Mullen owns more bowl appearances (7) and bowl wins (4) than any coach in school history.

► MSU is coming off a dominating 55-20 win over Ole Miss. The margin of victory was the largest in the Egg Bowl since 1916. **Nick Fitzgerald** set an MSU single-game record with 258 rushing yards, which was the highest by an FBS QB since Navy's Keenan Reynolds in 2014. Fitzgerald averaged 18.4 yards per rush, which was the highest by an SEC player in a conference game in league history. RB **Aeris Williams** rushed for a career-best 191 yards and two scores.

► Sr. WR **Fred Ross**, a two-time first-team All-SEC recipient, has shattered four MSU career records this season: catches (195), consecutive games with a catch (34), 100-yard receiving games (10) and receiving yards (2,485). For his career, he has tallied 22 receiving touchdowns, which is tied for second in school history and two shy of the record. This season, Ross leads the SEC in receiving TDs (12) and he's second in the league in catches (68) and fourth in the SEC in yards (873). His 195 catches rank 11th in SEC career history, and he's five catches from becoming the ninth player in SEC history with 200 catches in a career.

► So. QB **Nick Fitzgerald** leads the SEC in three categories: total offense (3,530), rushing touchdowns (14) and 100-yard rushing games (7). He leads the nation in 300-yard passing/100-yard rushing games (3), and he's third nationally in QB rushing yards. He's accounted for 35 (21 pass, 14 rush) of MSU's 46 offensive TDs this season (76.1%) and broken eight school records - five single-game and three single-season. In the last five games, Fitzgerald is averaging a SEC-best 382.6 yards per game of offense with 22 TDs accounted for. Fitzgerald's 1,243 yards rushing is third all-time among SEC QBs in a single season and 148 yards shy of the MSU single-season record held by RB Anthony Dixon. Fitzgerald is 230 yards shy of Cam Newton's single-season SEC single-season QB record.

► MSU has put up at least 500 yards of total offense 18 times in the last three seasons, which is No. 1 in SEC. The Bulldogs are averaging 523.2 yards per game in the last five contests with four 500-yard games.

BY THE NUMBERS

72

Tackles by Freshman All-SEC LB **Leo Lewis**, which leads all SEC freshmen and is No. 7 nationally among Power 5 freshmen (18th overall in SEC)

22

Freshmen who have played for MSU this season (five true, 17 redshirt; 9 defense, 11 offense, 2 ST)

35

Combined games missed by MSU starters due to injury this season (among eight starting players)

5

MSU is one of five SEC teams who have been to a bowl every season this decade (Alabama, Georgia, LSU and Texas A&M the others)

112.5

Average yards per game rushing by **Aeris Williams** in the last four games (2 100-yd games)

21

First-time starters for MSU this season, which is most in the SEC and ninth-most nationally



ST. PETERSBURG BOWL MEDIA SERVICES

MSU Athletic Media Relations Staff

Three members of the MSU Athletic Media Relations staff will be in St. Petersburg beginning Wednesday, Dec. 21 for your media service needs.



Bill Martin



Andrew Piper



Nick Price

Bill Martin, Assistant Athletic Director for Media Relations

Email: BMartin@athletics.msstate.edu

Office: (662) 325-0967 • Cell: (662) 418-3821 • Twitter: @MSUBillMartin

Andrew Piper, Assistant Director of Media Relations

Email: APiper@athletics.msstate.edu

Office: (662) 325-0972 • Cell: (662) 418-9183 • Twitter: @ADPiper7

Nick Price, Graduate Assistant

Email: NPrice@athletics.msstate.edu

Office: (662) 325-7297 • Cell: (662) 601-527-3232 • Twitter: @NickPriceMSU

St. Petersburg Bowl Media Contact

Jack Heilig serves as the media contact for the St. Petersburg Bowl. He can be reached at jack@trifectateam.com.

Team Hotel

The team will be headquartered at the Vinoy Renaissance St. Petersburg on 501 Fifth Avenue NE from Dec. 21-26. It is approximately 1.7 miles from Tropicana Field.

Team Practices

All MSU team practices will take place at Calvary Christian High School in Clearwater on 110 N McMullen Booth Road. It is approximately 18 miles NW of the team hotel. The first 30 minutes of practice will be open to media on Thursday, Dec. 22 and Friday, Dec. 23. Media are allowed to shoot photography and video during the open portion of practice on Dec. 22 and 23. Practices on Dec. 24 and Dec. 25 are CLOSED to media.

Post Practice Interviews

Media interviews will be conducted on the field at Calvary Christian High School following practices on Thursday, Dec. 22; Friday, Dec. 23 and Saturday, Dec. 24. Please email Bill Martin and Andrew Piper your player and assistant coach requests. Head coach Dan Mullen will be available following practice on Dec. 22 and Dec. 24. See the calendar below for a complete schedule.

@MSUMediaAlerts

Please follow our media only Twitter handle, @MSUMediaAlerts, for important media information, including changes to the media schedule. This site is for media ONLY.

Schedule (All times local and subject to change)

Wednesday, December 21

1 p.m. – Buses depart from Seal Complex to Golden Triangle Regional Airport

2 p.m. – Depart on charter flight for St. Pete-Clearwater International

4:30 p.m. – Arrive at St. Pete-Clearwater International Airport

No media availability

Thursday, December 22

9:45 a.m. – Team practice at Calvary Christian High School (first 30 minutes open to the media)

12:05 p.m. – Post practice interviews on field at Calvary Christian HS (head coach Dan Mullen, requested offensive assistant coaches and requested players)

2-3 p.m. - All Children's Hospital visit on 801 Sixth Street South (team captains and head coach Dan Mullen)

2-4 p.m. - Fill The Bowl at Vinoy Renaissance ballroom (remainder of team will be here)

Friday, December 23

10:45 a.m. – Team Practice at Calvary Christian High School (first 30 minutes open to the media)

1:05 p.m. – Post Practice Interviews on field at Calvary Christian HS (defensive coordinator Peter Sirmon, requested defensive assistant coaches and requested players)

2 p.m. - Team at Busch Gardens

Saturday, December 24

10 a.m. - Team Practice at Calvary Christian High School (CLOSED to the media)

11:50 a.m. - Post Practice Interviews on field at Calvary Christian HS (head coach Dan Mullen and any requested players who did not appear the two previous days at interviews)

Sunday, December 25 - Christmas Day

4:30 p.m. - Team Walk Through at Tropicana Field (CLOSED to media and public)

No media availability

Monday, December 26

9 a.m. – Team departs for Tropicana Field

9:05 a.m. – Team arrives at Tropicana Field

11:03 a.m. – St. Pete Bowl kickoff: Mississippi State vs. Miami • ESPN

Postgame:

- Press Conference – head coach Dan Mullen and select MSU players will be available in the interview room.

- MSU locker room will be CLOSED to media.

- Team will depart for St. Pete-Clearwater International Airport following the game and return to Golden Triangle Regional Airport via charter flight.



DAN MULLEN

2014 NATIONAL COACH OF THE YEAR • 2014 AP SEC COACH OF THE YEAR
EIGHTH SEASON • [@COACHDANMULLEN](#)

No one has had more of a profound impact on shaping Mississippi State football into a national contender than Dan Mullen. The 2014 National and Southeastern Conference Coach of the Year, Mullen is in his eighth season in Starkville after guiding the Bulldogs into unprecedented territory. That includes the fastest ascent from unranked to No. 1 in college football history and the winningest two-year stretch at State ever.

In an era of coaching transactions, Mullen has created stability and success at MSU while playing in college football's toughest division. He is currently the SEC's second-longest tenured head coach behind only Alabama's Nick Saban (10th year).

Mullen has produced three seasons of at least nine victories in the last six years, including the school's first back-to-back nine-win seasons in 2014 and 2015. To put in perspective, there were only four nine-win seasons at State in the 109 years prior to Mullen's arrival.

Bowl games have become the norm at State under Mullen's guidance. Prior to his arrival, the school record for consecutive bowl game appearances was three from 1998-2000. MSU is currently on a stretch of a school-record seven straight bowl appearances with its most recent triumph coming against NC State in the 2015 Belk Bowl. No one has been to more bowl games (seven) or won more bowl games (four) at MSU than Mullen.

No coach in school history had ever been a finalist for a national coach of the year honor until Mullen won the Maxwell Football Club's National Coach of the Year award in 2014. He also claimed the Associated Press SEC Coach of the Year award that same fall. On top of that, Mullen has shined in the Egg Bowl, owning a 4-3 record against rival Ole Miss. The Bulldogs have shattered 109 individual and team single-game, single-season and career statistical records under Mullen. MSU has also produced a first-team All-America selection in five out of the last six years. Meanwhile, the top six total offensive seasons in school history have all occurred in the Mullen era.

Player development has been key in Mullen's seven previous seasons. Twenty-one Bulldogs have been chosen in the NFL Draft under Mullen's watch since 2010, including a combined eight in the last two years. Dak Prescott became the highest drafted MSU quar-

terback in modern NFL Draft history, going in the 2016 fourth round to the Dallas Cowboys. He has since become one of the greatest rookies in NFL history. He joined a long line of Mullen developed signal callers to be selected in the NFL Draft: Josh Harris (Bowling Green), Omar Jacobs (Bowling Green), Alex Smith (Utah) and Tim Tebow (Florida).

MSU's five draft picks in 2015 were the most through the first six rounds of a draft in school history and the most overall in a draft since a school-record five went in 1995. In the last six NFL Drafts, the Bulldogs have produced seven first- or second-round picks. In the eight drafts prior to Mullen's arrival, MSU did not have any.

In 2015, the Bulldogs celebrated another nine-win season highlighted by four road victories, a first since 1994. MSU put up a Belk Bowl record 569 yards of total offense to cap the year with a 51-28 win over NC State. For the first time since 1978, MSU produced a first-team All-SEC quarterback and wide receiver in the same season.

The 2014 season was arguably the best in school history as Mullen's group won 10 regular season games for the first time and 10 overall for just the third time. The Bulldogs claimed six SEC wins -- the most by MSU since 1999 -- while finishing second in the difficult SEC West. Mullen developed a team that went from unranked to No. 1 quicker than any in college football history (five weeks; Ohio State made the move in six weeks in 1964). The Bulldogs entered Sept. 20 at eighth-ranked LSU just outside the polls. Following a dazzling display by Prescott, MSU recorded its first victory in Tiger Stadium since 1991.

The Mullen's created the Mullen Family 36 Foundation, raising more than \$325,000 for charity in the last four years. The foundation has impacted the lives of 36 different children's charities throughout the state of Mississippi and annually chooses a deserving student a college scholarship. Mullen crossed a bucket list item off in April 2016. Two days after coaching in the Bulldogs' spring game, he received a sponsorship exemption through Adidas to run the 120th Boston Marathon, which he completed in 4:28:35. In the process, the Mullen 36 Family Foundation raised over \$60,000 through race donations.

PERSONAL

Birthdate: April 27, 1972

Age: 44

Hometown: Manchester, N.H.

Education: 1994 – Bachelor's Degree in Exercise and Sport Science from Ursinus College; 1996 – Master's Degree in Education from Wagner College

Wife: Megan

Children: Canon and Breelyn Elisabeth

COACHING EXPERIENCE

2009-p	Mississippi State (Head Coach)
2005-08	Florida (Offensive Coordinator/ Quarterbacks)
2003-04	Utah (Quarterbacks)
2001-02	Bowling Green (Quarterbacks)
1999-00	Notre Dame (Graduate Assistant Offense)
1998	Syracuse (Graduate Assistant Offense)
1996-97	Columbia (Wide Receivers)
1994-95	Wagner (Wide Receivers)

BY THE NUMBERS

60	Overall wins (3rd in MSU history)
4	Bowl game victories (school record)
7	Straight bowl games (school record)
5	Egg Bowl wins (2nd in MSU history)
21	NFL Draft picks since 2010
109	Statistical Records set in Mullen era
4	Wins over Top 10 teams (MSU record)
10	Weeks ranked in Top 10 (MSU record)

MSU WINNING PCT. (Min. 6 Yrs.)

Coach	Rec.	Pct.
1. ^Allyn McKeen (1939-48)	65-19-3	.764
2. Dan Mullen (2009-p)	60-42	.588

MSU WINNING PCT. SINCE 1938

Coach	Rec.	Pct.
1. ^Allyn McKeen (1939-48)	65-19-3	.764
2. Murray Warmath (1952-53)	10-6-3	.605
3. ^Darrell Royal (1954-55)	12-8	.600
4. Dan Mullen (2009-p)	60-42	.588

^ - College Football Hall of Famer

NUMBER OF 30-WIN SR. CLASSES

Coach	No.	Yrs. as HC
1. Dan Mullen (2009-p)	4	8
2. Allyn McKeen (1939-48)	2	9
Jackie Sherrill (1991-2003)	2	13

MULLEN'S YEAR-BY-YEAR RECORD

Year	School	Overall Record	SEC Record	Noteable
2009	Mississippi State	5-7	3-5	def. #20 Ole Miss, 41-27
2010	Mississippi State	9-4	4-4	Gator Bowl champs; def. Mich.
2011	Mississippi State	7-6	2-6	Music City Bowl champs
2012	Mississippi State	8-5	4-4	Gator Bowl; won first seven games
2013	Mississippi State	7-6	3-5	Liberty Bowl champs, def. UM
2014	Mississippi State	10-3	6-2	First No. 1 ranking, No. 11 Final AP
2015	Mississippi State	9-4	4-4	Belk Bowl victory over NC State
2016	Mississippi State	5-7	3-5	7th straight bowl game, won Egg Bowl
TOTALS		60-42 (.588)	29-35 (.453)	

ACADEMIC SUCCESS



OUTSTANDING APR QUALIFIED MSU FOR BOWL

- The Bulldogs qualified for a bowl with their outstanding NCAA Academic Progress Rate (APR). MSU's APR of 971 is 12 points better than the national average and second-best among the 12 teams who finished 5-7.

“We are getting to go to a bowl game because of academics and because of the work our guys have done. I think it is one of the great lessons that guys in our program will learn during their whole career here that is was academics and things off the field that got them rewarded with this trip this year.”

- MSU head coach Dan Mullen

GRADE POINT AVERAGES

- The Bulldog football program tied its second-highest fall GPA since 1994 this semester. True freshman defensive lineman **Jeffery Simmons**, an SEC All-Freshman Team member, earned a 4.0 GPA in his first fall semester. Other scholarship players to post a 4.0 this semester: **Brandon Holloway**, **Cedric Jiles** and **Cam Dantzer**.

18 GRADUATES TO APPEAR AT ST. PETERSBURG BOWL

- A total of 18 members of the 2016 MSU football team will be wearing the graduation patch in the St. Petersburg Bowl. Fifteen members of the squad earned their degrees earlier this December, while three had already graduated. The graduates are:

Nelson Adams
Richie Brown - currently working on his MBA
Johnathan Calvin
Kelan Chairs
Will Coleman
Kivon Coman
Torrey Dale
Devon Desper
Donald Gray
Brandon Holloway
A.J. Jefferson
Cedric Jiles
Jocquell Johnson
Fred Ross
Justin Senior
Ashton Shumpert
DeAndre Ward
Damian Williams



QUICK FACTS

Location	Starkville, Miss.
Founded	February 28, 1878
Nickname	Bulldogs
Enrollment	20,873
President	Dr. Mark Keenum
Athletic Director	John Cohen
Faculty Rep	Dr. Steven Turner
Conference	Southeastern (West)
Colors	Maroon and White
Stadium	Davis Wade Stadium at Scott Field
Capacity	61,337
Playing Surface	Hybrid Bermuda
First Year Football	1895
Years of Football	117th
All-Time Record	545-569-39
All-Time SEC Record	188-357-12
All-Time Bowl Record	11-8

CAREER 100-YARD RECEIVING GAMES

Donald Gray • Jr. • WR (2, 1 in 2016)
207, Samford, 2016
140, Northwestern State, 2015

Brandon Holloway • Sr. • RB (1)
101, at Arkansas, 2015

Fred Ross • Sr. • WR (10*, 3 in 2016)
171, Arkansas, 2016
154, at Arkansas, 2015
126, at UMass, 2016
117, Ole Miss, 2015
115, at Missouri, 2015
114, Alabama, 2015
107, Samford, 2016
107, Arkansas, 2014
103, at Texas A&M, 2015
102, vs. Georgia Tech, 2014
* - denotes school record

CAREER 100-YARD RUSHING GAMES

Nick Fitzgerald • So. • QB (7, 7* in 2016)
258, at Ole Miss, 2016
195, South Carolina, 2016
182, Texas A&M, 2016
131, Arkansas, 2016
119, Samford, 2016
110, at UMass, 2016
107, at Kentucky, 2016
* - denotes single-season school record by a QB

Aeris Williams • So. • RB (2, 2 in 2016)
191, at Ole Miss, 2016
140, Texas A&M, 2016

CAREER 300-YARD PASSING GAMES

Nick Fitzgerald • So. • QB (3, 3 in 2016)
417, Samford, 2016
328, Arkansas, 2016
305, at UMass, 2016

THE SERIES: MSU VS. MIAMI

This is the first meeting between MSU and Miami (Ohio) in football ... This is the first time that the Bulldogs have faced a Mid-American Conference (MAC) opponent since defeating Bowling Green, 21-20, on Oct. 13, 2013 in Starkville ... That was the only time MSU has faced a MAC foe.

STATISTICAL BREAKDOWN

Category	MSU	Miami	Conference (NCAA) Ranks	
			MSU	Miami
Scoring Offense:	31.5	23.4	6 (52)	10 (110)
Total Offense:	449.0	361.4	6 (41)	10 (108)
Rushing Offense:	233.2	133.5	5 (24)	10 (109)
Passing Offense:	215.8	227.9	7 (83)	7 (66)
Scoring Defense:	33.1	24.3	13 (97)	3 (42)
Total Defense:	461.3	354.8	12 (110)	2 (26)
Pass Defense:	283.1	214.9	14 (120)	5 (50)
Rushing Defense:	178.2	139.8	7 (68)	2 (33)
Kickoff Return Avg.:	20.38	18.93	9 (75)	6 (100)
Punt Return Avg.:	3.83	3.00	13 (114)	12 (121)
Time of Poss.:	29:11	32:10	10 (77)	3 (27)
3rd Down Conv. Pct.:	0.399	0.381	10 (70)	7 (86)
Opp. 3rd-D Conv. Pct.:	0.414	0.400	9 (85)	7 (73)
TO Margin:	0.42	0.25	4 (31)	4 (43)
Net Punting:	35.42	36.48	13 (105)	9 (86)
Fumbles Recovered:	8	7	8 (54)	7 (76)
Passes Intercepted:	13	14	5 (33)	2 (23)
Fumbles Lost:	6	12	3 (27)	11 (113)
Turnovers Gained:	21	21	6 (41)	5 (41)
Turnovers Lost:	16	18	4 (35)	5 (55)
Passing Efficiency:	128.58	149.92	9 (72)	3 (25)
Pass Efficiency Defense	143.00	121.56	14 (105)	3 (37)
Fewest Penalties:	66	85	7 (38)	11 (100)
Fewest Yards Penalized:	592	690	9 (43)	6 (78)
Sacks/game:	2.00	2.00	8 (73)	3 (73)
Tackles for Losses:	78	65	5 (40)	9 (89)
First Downs:	269	230	5 (44)	10 (104)
Red Zone Offense:	0.765	0.833	12 (113)	5 (71)
Red Zone Defense:	0.811	0.775	8 (49)	2 (25)

THE NOTEBOOK

MORE SEASON NOTABLES

- Cowbells will be permitted in Tropicana Field. The tradition is also one the Tampa Rays have adopted over the years.
- State currently has the SEC leader in rushing touchdowns (QB **Nick Fitzgerald** tied with 14) and receiving touchdowns (WR **Fred Ross** with 12).
- Under **Dan Mullen** (since 2009), State is 54-4 when leading at the half and 55-2 when leading at the end of the third quarter.
- Toughness: MSU recorded 126 offensive yards after contact in the 35-28 win over No. 4 Texas A&M on Nov. 5.
- QB **Nick Fitzgerald** in the last five games has combined for 1,913 yards of total offense and 22 touchdowns (averaging 382.6 yards per game last five games).
- QB **Nick Fitzgerald** and WR **Fred Ross** have connected for 11 touchdowns this season. By comparison Ross and Dak Prescott combined for nine touchdowns from 2014-15.
- State has produced 61 plays of 20 or more yards from scrimmage this year - 27 rushes and 34 passes.
- QB **Nick Fitzgerald** leads the SEC in 10+ yard plays from scrimmage (43). The next closest QB is Alabama's Jalen Hurts with 30. **Fred Ross** leads all SEC wide receivers in 10+ yard plays from scrimmage (37).
- MSU owns a +5 turnover margin on the year having gained 21 turnovers (eight fumbles, 13 interceptions) and lost 16 (10 interceptions, six fumbles). The Bulldogs are 3-2 when winning the turnover battle this season (def. South Carolina, UMass and Ole Miss; lost at Kentucky, Alabama). MSU has lost the turnover battle only once this season (-1 vs. Auburn). State's turnover margin ranks fourth in the SEC.
- Three of MSU's seven losses have been decided on the final play of the game - a missed field goal in the season-opener against South Alabama, a turnover on downs in double overtime at

BYU and a made 51-yard field goal as time expired at Kentucky. Four of the Bulldogs' seven losses have been decided by one possession, seven points or less, including three losses by three points or less. All seven losses occurred to teams who reached a bowl this season.

• MSU has produced four defensive touchdowns this season: a 74-yard interception return by **Cedric Jiles** in the fourth quarter at Ole Miss (11/26), a 35-yard INT return by **DeAndre Ward** vs. Samford (10/29), an 81-yard fumble recovery by **Mark McLaurin** at Kentucky (10/22) and a 38-yard interception return by **Jamoral Graham** at UMass (9/25).

• 10 times in the 117-year history has MSU produced multiple 100-yard receivers in the same game, including five in the last three years under WR coach **Billy Gonzales**. The Bulldogs did it against Samford behind 207 yards from **Donald Gray** and 107 yards from **Fred Ross**.

• 6 times in the **Dan Mullen** era, the Bulldogs have produced multiple 100-yard rushers in the same game, including twice in the last four games. QB **Nick Fitzgerald** and RB **Aeris Williams** did it against Texas A&M on Nov. 5 and then again in the Egg Bowl at Ole Miss on Nov. 26. The Egg Bowl win was the first time in school history that the Bulldogs produced a 200-yard rusher and a 100-yard rusher in the same game - Fitzgerald (258) and Williams (191). Prior to the Mullen era, the last time MSU had multiple 100-yard rushers in the same game was 2000.

• In its last four games, MSU has averaged 280.3 yards per game on the ground. That came against Alabama, Texas A&M, Arkansas and Ole Miss.

• MSU has won four games over Top 10 teams since the start of the 2014 season, a mark that is tied for second in the SEC and tied for third nationally.

MSU IS 11-8 IN BOWL GAMES; MULLEN TOPS IN WINS

MSU is making its 20th bowl appearance and school-record seventh straight. **Dan Mullen** has guided the Bulldogs to a bowl game in seven of his eight seasons. The only season he did not was his first one in 2009. Mullen has won more games (four) than any coach in school history. The Bulldogs are 11-8 in bowl games and 4-2 under Mullen. Prior to Mullen, the school record for consecutive bowl appearances was three. Mullen has also appeared in more bowl games than any coach in school history (7). Jackie Sherrill coached in six bowls in his 13 seasons. MSU is one of five SEC schools to go bowling in every season this decade, joining Alabama, Georgia, LSU and Texas A&M. The Bulldogs own the SEC's fifth-longest consecutive bowl appearance streak.

Most MSU Bowl Game Appearances

Dan Mullen - 7 (in 8 years)

Jackie Sherrill - 6 (in 13 years)

Emory Ballard - 2 (in 7 years)

Most MSU Bowl Wins

Dan Mullen - 4-2

Jackie Sherrill - 2-4

Several others - 1-0

MSU MAC TIES

Several members of the MSU coaching staff are no strangers to competing against the Mid-American Conference (MAC). Head coach **Dan Mullen** served as the quarterbacks coach at Bowling Green on Urban Meyer's staff from 2001-02. MSU wide receivers coach **Billy Gonzales** served in the same capacity at BGSU from 2001-02, while MSU offensive line coach **John Hevesy** coached tackles and tight ends at BGSU from 2001-02. The trio was 0-1 against Miami (Ohio), losing a Nov. 3, 2001 game by a score of 24-21. Bulldog safeties coach **Maurice Linguist** spent the 2012 and 2013 seasons as the defensive passing game coordinator at Buffalo. Linguist was 2-0 vs. Miami.

FLORIDA BULLDOGS

The final career game for senior running back **Brandon Holloway** will be a homecoming. Holloway grew up in Tampa and attended Alonzo High School, which is 26 miles from Tropicana Field. He was a standout football player and track star. He is one of four Bulldogs who hail from the Sunshine State. True freshmen **Stewart Reese** (Fort Pierce), **Korey Charles** (Miami) and **Osirus Mitchell** (Sarasota) also call Florida home.

2016 SENIOR CLASS PLAYING FINAL GAME

A group of 16 seniors will be playing in their final game. They include: DL **Nelson Adams**, LB **Richie Brown**, DL **Johnathan Calvin**, OL **Jamaal Clayborn**, DB **Kivon Coman**, DL **Will Coleman**, DL **Torrey Dale**, OL **Devon Desper**, RB **Brandon Holloway**, DL **Nick James**, DL **A.J. Jefferson**, OL **Jocquell Johnson**, WR **Fred Ross**, OL **Justin Senior**, RB **Ashton Shumpert** and LB **DeAndre Ward**.

• The class owns a 31-20 (.608) record and is tied for fifth among MSU senior classes in victories ... A bowl win would make them tied for fourth

• Have been to a bowl game every year of their careers

• Spent a school-record 10 weeks ranked in the Top 10 and five straight weeks ranked No. 1 as sophomores in 2014

• Owned a 19-8 record at home in Davis Wade Stadium

• 14 of the 16 have already graduated with another two on schedule for the spring

• Shattered 26 single-game, single-season and career statistical records in the past four years

2016 INDIVIDUAL HONORS

Dan Mullen, Head Coach

• Bobby Dodd Trophy National Coach of the Week (vs. Texas A&M)

Richie Brown, Sr., LB

• NFF Campbell Trophy Semifinalist
• Second-Team All-SEC (Phil Steele)

Jamaal Clayborn, Sr., C

• NFLPA Collegiate Bowl Invitee

Nick Fitzgerald, So., QB

• Third-Team All-SEC (Phil Steele)
• SEC Co-Offensive Player of the Week (vs. Texas A&M, at Ole Miss)
• Davey O'Brien Award Great 8 List (vs. Texas A&M)
• Manning Award Star of the Week (vs. Texas A&M)

Brandon Holloway, Sr., RB

• SEC Community Service Team

Leo Lewis, Fr., LB

• SEC All-Freshman Team (Coaches)
• SEC Defensive Freshman of the Year (Athlon Sports)
• SEC Freshman of the Week (at Ole Miss)

A.J. Jefferson, Sr., DE

• SEC Defensive Lineman of the Week (vs. South Carolina)

Martinas Rankin, Jr., OT

• SEC Offensive Lineman of the Week (vs. Texas A&M)

Fred Ross, Sr., WR

• First-Team All-SEC (Associated Press, Phil Steele)
• Second-Team All-SEC (Athlon Sports, Coaches)
• Senior Bowl Invitee
• C Spire Conerly Trophy Finalist

Justin Senior, Sr., OL

• Second-Team All-SEC (Athlon Sports)
• Kent Hull Trophy Winner

Jeffery Simmons, Fr., DL

• SEC All-Freshman Team (Coaches)

15

First-Team All-SEC honors produced by MSU in the **Dan Mullen** era (since 2009; 9 offense, 6 defense)

8

straight seasons that MSU has produced at least one first-team All-SEC recipient, which is every season **Dan Mullen** has coached at MSU

BULLDOG TRENDS

	2016	Mullen	Streak
August	0-0	1-1	L1
September	2-2	20-10	W1
October	1-3	21-12	W1
November	2-2	14-18	W1
December-January	0-0	4-2	W1

MSU's Conference Record...

at home	2-2	16-17	L1
on the road	1-3	12-19	W1

MSU's Non-Conference Record...

at home	1-1	19-3	W1
on the road	1-1	8-1	L1
neutral	0-0	4-3	W1

MSU vs. Ranked Opponents...

overall	1-2	7-31	L1
at home	1-0	4-15	W1
on the road	0-2	3-13	L3
neutral	0-0	0-3	L3
vs. Top 10	1-1	4-14	L1

MSU's Record in Games...

decided by 7 pts or less	1-4	15-13	W1
decided by 3 pts or less	0-3	3-4	L3
Road during the day	2-1	8-9	W1
Road at night	0-3	12-11	L3
Home during the day	2-2	15-7	W2
Home at night	1-1	20-12	L1

MSU's Record When Scoring...

less than 20 points	0-1	5-22	L4
20 or more points	5-5	29-14	W1
25 or more points	5-2	49-10	W1

MSU's Record When Allowing...

14 or fewer points	1-0	28-1	W19
24 or fewer points	2-2	49-11	W1
25+ points	3-5	11-31	L2

MSU's Record When...

MSU scores first	4-2	42-10	W2
Opponent scores first	1-5	18-32	W1
Leading after the 1st qtr	4-2	43-7	W3
Trailing after the 1st qtr	1-3	10-26	L2
Leading at halftime	4-2	54-4	W3
Trailing at halftime	1-4	5-35	L3
Leading after the 3rd qtr	5-1	55-2	W5
Trailing after the 3rd qtr	0-5	3-37	L6
Tied going into the 4th qtr	0-1	2-3	L1

MSU's Record With...

less than 300 yards	0-3	5-15	L3
400+ yards total offense	4-1	31-11	W1
500+ yards total offense	4-1	25-6	W1
600+ yards total offense	1-0	4-2	W3
less than 100 yards rush	0-2	4-10	L3
100+ yards rushing	5-5	26-16	W1
150+ yards rushing	5-4	24-13	W1
200+ yards rushing	5-3	30-7	W1
250+ yards rushing	5-1	22-6	W3
less than 200 yards pass	2-4	22-22	W1
300+ yards passing	2-1	15-6	L1
350+ yards passing	1-0	6-1	W5
400+ yards passing	1-0	2-1	W2
450+ yards passing	0-0	1-1	W1

30-WIN SENIOR CLASSES IN MSU HISTORY

The victory over No. 4 Texas A&M was the 2016 senior class' 30th, becoming the eighth MSU senior class to reach the 30-win mark. Of the eight in the 117-year history of the program, four have occurred under head coach **Dan Mullen**.

30-Win MSU Senior Classes

1942: 34-5-2

2015: 34-15*

2000: 33-15

2014: 32-21*

2013: 31-19*

2016: 31-20*

1941: 30-9-2

1999: 30-17

* - denotes Mullen Era

FRED ROSS EARNS FIRST-TEAM ALL-SEC HONORS AGAIN

Senior **Fred Ross** became the first wide receiver in school history to earn first-team All-SEC honors in back-to-back seasons. He is only the second MSU wide receiver to earn multiple first-team All-SEC accolades in a career. **Mardye McDole** was a first-team All-SEC recipient in 1978 and 1980. Ross, who has accepted an invitation to the Senior Bowl, earned first-team honors from the Associated Press this season, and he was first team by the league's coaches last season. Ross is the third player in the **Dan Mullen** era to earn first-team All-SEC honors multiple years in a career, joining Dak Prescott (Dallas Cowboys) and Gabe Jackson (Oakland Raiders).

BULLDOGS DOMINATE 2016 EGG BOWL

MSU closed the 2016 regular season in an explosive way with a 55-20 victory over rival Ole Miss in Oxford. The Bulldogs set the following school records in the contest:

Individual Rushing Yards – **Nick Fitzgerald** (258), broke Anthony Dixon's record of 252 vs. Kentucky, 2009

Individual Yards Per Rush (min. 10 carries) – **Nick Fitzgerald** (18.4), broke Vick Ballard's record of 16.6 vs. Memphis, 2011

Team Rushing Yards in an SEC game – 457, broke old mark of 426 vs. Kentucky, 1991 ... Also the fourth-most rushing yards by MSU in any game, most since 464 vs. Arkansas State in 1992

Average Yards Per Rush – 9.7, broke old mark of 8.9 vs. Union on Oct. 25, 1941

Other notables:

- It was the first time in school history that MSU produced a 200-yard rusher (**Nick Fitzgerald**) and a 100-yard rusher in the same game (**Aeris Williams**).

- It was the largest margin of victory in an Egg Bowl for MSU since 36-0 on Nov. 3, 1916.

- The 55 points were the most by any team in the Egg Bowl since MSU scored 65 on Nov. 6, 1915.

- **Nick Fitzgerald's** 18.4 yards per carry was the highest by any SEC player in a conference game in league history and second-most in any game (LSU RB Harvey Williams 19.6 vs. Rice, 1987; min. 10 carries).

- **Nick Fitzgerald's** 258 rushing yards were the most by an FBS quarterback since Navy's Keenan Reynolds had 277 on Nov. 15, 2014 vs. Georgia Southern.

- The 9.72 yards per rush as a team were third all-time in conference games in SEC history:

1. 9.90 - Texas A&M vs. Arkansas (2016)

2. 9.73 - Auburn vs. Vanderbilt (1979)

3. 9.72 - Mississippi State vs. Ole Miss (2016)

- **Fitzgerald** was named SEC Co-Offensive Player of the Week for his efforts, while linebacker **Leo Lewis** earned SEC Freshman of the Week honors.

FITZGERALD LEADS NATION IN 300 PASS/100 RUSH GAMES

After following in the footsteps of the greatest quarterback in school history in Dak Prescott, sophomore QB **Nick Fitzgerald** has been spectacular in the second half of the season. He leads the nation in 300-yard passing/100-yard rushing games this year with three.

- To put in perspective: Prior to this season, only once in the 116-year history of MSU football had a 300-yard passing/100-yard rushing game occurred when Dak Prescott did it against Kentucky last year (348 pass, 117 rush) on Oct. 24. Fitzgerald has done it three times as a sophomore in his first year as a starter.

- Fitzgerald's 300/100 games occurred: vs. Arkansas (328/131), vs. Samford (417/119) and at UMass (305/110).

- Fitzgerald is the first SEC quarterback to produce three 300/100 games in a season since Johnny Manziel did it in his Heisman Trophy campaign of 2012. Cam Newton never achieved the feat and Tim Tebow, another **Dan Mullen** protege, only did it once.

- Five times in **Dan Mullen's** tenure as a head coach and assistant coach has there been a 300/100 game:

QB	Date	Opponent	Pass Yds/Rush Yds
Nick Fitzgerald	10/29/16	Samford	417/119
Dak Prescott	10/24/15	Kentucky	348/117
Nick Fitzgerald	11/19/16	Arkansas	328/131
Tim Tebow	11/10/07	at South Carolina	304/120
Nick Fitzgerald	9/24/16	at UMass	305/110

MULLEN REACHES 60 VICTORIES

Dan Mullen's fifth Egg Bowl victory was even sweeter as he became the third coach in school history to reach 60 wins. Mullen is now the SEC's second-longest current tenured head coach following the departure of LSU's Les Miles. Mullen has guided the Bulldogs to the winningest six-year and two-year stretches in school history and he's done it while playing in college football's toughest division. Mullen is just five wins shy of College Football Hall of Famer Allyn McKeen, who won 65 games in nine years. Mullen is in his eighth year and is coaching in his 103rd game in the St. Petersburg Bowl. Only Jackie Sherrill (152) has coached in more MSU games than Mullen. Mullen is the SEC's second-winningest coach among current head coaches behind only Saban.

Top 5 Winningest MSU Coaches (in terms of victories)

	Head Coach	Years	Tenure	Record	Pct.
1.	Jackie Sherrill	13	1991-2003	75-75-2	.500
2.	Allyn McKeen	9	1939-48	65-19-3	.764
3.	Dan Mullen	8	2009-Present	60-42	.588
4.	Emory Bellard	7	1979-85	37-42	.468
5.	W.D. Chadwick	5	1909-13	29-12-2	.698

FITZGERALD CLIMBING UP MSU/SEC SINGLE SEASON CHARTS

In his first season as the starting quarterback, sophomore **Nick Fitzgerald** has impacted the MSU single-season record books.

- Fitzgerald shattered the MSU single-season record for rushing yards by a quarterback in the victory against Ole Miss. He heads into the St. Petersburg Bowl with 1,243, which is third among all players in MSU single-season history. He is 148 yards away from tying Anthony Dixon's record:

Season	Player	Yds.	Year	Att.	Avg.
1.	Anthony Dixon	1391	2009	257	5.4
2.	James Johnson	1383	1998	236	5.9
3.	Nick Fitzgerald	1243	2016	177	7.0
4.	Josh Robinson	1203	2014	190	6.3
5.	Wayne Jones	1193	1973	212	5.6

- The 1,243 yards rushing is third all-time among QBs in SEC single-season history. That is 230 yards shy of tying Cam Newton's record and 167 yards shy of tying Johnny Manziel for second place:

QB, Team	Rush Yds	Season
1. Cam Newton, Auburn	1,473	2010
2. Johnny Manziel, Texas A&M	1,410	2012
3. Nick Fitzgerald, MSU	1,243	2016
4. Nick Marshall, Auburn	1,068	2013

- Fitzgerald is the first 1,000-yard rusher for MSU since Josh Robinson ran for 1,238 yards in 2014.
- Fitzgerald's 3,530 yards of total offense is third in single-season school history. He joined Dak Prescott as the only two quarterbacks in school history with over 3,000 yards of total offense in a season. Fitzgerald led the SEC in total offensive yards.

MSU Single-Season Total Offense

Player	Year	Rush	Pass	Total
1. Dak Prescott	2014	986	3449	4435
2. Dak Prescott	2015	588	3793	4381
3. Nick Fitzgerald	2016	1243	2287	3530
4. Tyler Russell	2012	-5	2897	2892

- Fitzgerald's 21 touchdown passes is fourth in MSU single-season annals. He is three away from third place.

MSU Single-Season Touchdown Passes

Player	TDs	Year	Att.	Cmp.	Yds.
1. Dak Prescott	29	2015	477	316	3793
2. Dak Prescott	27	2014	396	244	3449
3. Tyler Russell	24	2012	394	231	2897
4. Nick Fitzgerald	21	2016	335	183	2287
5. Derrick Taite	16	1995	309	165	2241

- Fitzgerald is in seventh place in MSU single-season passing yards with 2,287. He is 45 yards away from the top five.

MSU Single-Season Passing Yards

Player	Yds.	Year	Att.	Cmp.	Pct.
1. Dak Prescott	3793	2015	477	316	.662
2. Dak Prescott	3449	2014	396	244	.616
3. Tyler Russell	2897	2012	394	231	.586
4. Dave Marler	2422	1978	287	163	.568
5. Don Smith	2332	1985	312	143	.458
6. Nick Fitzgerald	2287	2016	335	183	.546

BULLDOGS ON NFL ROSTERS

Name	Pos.	Team	Yrs.
Denico Autry	DE	Raiders	3
Johnthan Banks	CB	Bears	4
Ryan Brown ^	DE	Bengals	R
Taveze Calhoun ^	CB	Saints	R
Blaine Clausell ^	OT	Panthers	2
Fletcher Cox \$	DE	Eagles	5
Dillon Day ^	C	Broncos	2
Kaleb Eulls ^	DT	Chargers	2
Gabe Jackson \$	OG	Raiders	3
Chris Jones \$	DT	Chiefs	R
Kyle Love	DT	Panthers	8
Benardrick McKinney \$	LB	Texans	2
Pernell McPhee \$	OLB	Bears	6
Dak Prescott \$	QB	Cowboys	R
Will Redmond *	CB	49ers	R
Deontae Skinner	LB	Giants	3
Darius Slay \$	CB	Lions	4
Preston Smith \$	LB	Redskins	2
K.J. Wright \$	LB	Seahawks	6

* - indicates on injured reserve

^ - indicates practice squad

\$ - indicates regular starter

19

current total NFL players - all who played for **Dan Mullen** (14 active)

177

consecutive passes without an interception by Dak Prescott earlier this season, a new NFL record to start a career

9

who are current starters in the NFL

73

tackles by LB Benardrick McKinney, a former two-star high school QB recruit turned MSU All-American, which is No. 4 overall in the NFL

7

two or three "high school star ratings" of the nine Bulldogs starting in the NFL

10

members of the 2014 MSU team that reached No. 1 in the country who are in the NFL



CAREER GAMES PLAYED/STARTED

Player	'13	'14	'15	'16	Total
Fletcher Adams	--	--	--	10/0	10/0
Nelson Adams	13/0	13/0	13/3	12/12	51/15
Hunter Bradley	--	3/0	12/0	12/0	27/0
Richie Brown	13/0	13/0	13/13	12/12	51/25
Brandon Bryant	--	--	13/8	12/9	25/17
Deion Calhoun	--	--	13/1	9/9	22/10
Johnathan Calvin	--	--	13/1	12/10	25/11
Kelan Chairs	--	7/0	12/0	12/0	30/0
Jamaal Clayborn	7/0	4/0	12/12	12/12	35/24
Tolando Cleveland	12/0	13/0	13/10	0/0	38/10
Ronald Cochran	--	--	4/0	1/0	5/0
Will Coleman	--	--	13/0	7/0	20/0
Kivon Coman	13/0	13/0	13/13	9/9	48/22
Logan Cooke	--	9/0	13/0	9/0	31/0
Jamal Couch	--	--	--	11/0	11/0
Torrey Dale	2/0	11/0	13/0	12/2	38/2
Malik Dear	--	--	11/0	11/8	22/8
Devon Desper	7/0	11/2	13/13	12/12	43/27
Lashard Durr	--	--	--	12/6	12/6
Nick Fitzgerald	--	--	8/0	12/12	20/12
Nick Gibson	--	--	--	3/0	3/0
Jamorol Graham	--	9/0	12/0	12/6	33/6
Westin Graves	--	4/0	13/0	12/0	29/0
Donald Gray	--	--	13/0	12/12	25/12
J.T. Gray	--	6/0	13/0	12/10	31/10
Farrod Green	--	--	--	11/7	11/7
Gerri Green	--	--	13/1	12/0	25/1
Aaron Hamaker	--	--	3/0	11/0	14/0
Dezmond Harris	--	6/0	7/0	12/0	25/0
Grant Harris	--	--	5/0	6/0	11/0
Brandon Holloway	11/0	13/0	13/8	8/6	45/14
Braxton Hoyett	--	--	7/0	12/0	19/0
Jesse Jackson	--	--	12/0	12/1	24/1
Nick James	--	13/0	13/10	11/5	45/15
A.J. Jefferson	13/0	13/0	13/13	11/11	50/24
Elgton Jenkins	--	--	11/3	11/4	22/7
Cedric Jiles	11/3	--	12/0	8/7	34/10
Jocquell Johnson	--	--	7/0	11/0	18/0
Justin Johnson	--	--	11/0	12/2	23/2
Kendell Jones	--	--	--	1/0	1/0
Traver Jung	--	--	--	12/2	12/2
Dontavian Lee	--	--	10/0	12/0	22/0
Leo Lewis	--	--	--	12/12	12/12
Mark McLaurin	--	--	12/0	12/6	24/6
Keith Mixon	--	--	--	12/1	12/1
Harrison Moon	--	--	--	12/0	12/0
Anfernee Mullins	--	--	--	3/0	3/0
Alec Murphy	--	--	--	4/0	4/0
Gabe Myles	--	13/3	10/0	12/4	35/7
Jamal Peters	--	--	12/2	11/2	23/4
Josiah Phillips	--	--	1/0	12/0	13/0
Martinas Rankin	--	--	--	12/9	12/9
Chris Rayford	--	--	13/0	12/3	25/3
Fred Ross	11/0	13/1	13/13	12/12	49/26
Kody Schexnayder	--	--	--	4/0	4/0
Justin Senior	11/1	13/13	12/12	12/12	48/38
Ashton Shumpert	12/0	12/0	12/5	12/5	48/10
Jeffery Simmons	--	--	--	11/2	11/2
Maurice Smitherman	--	--	--	9/0	9/0
Marquiss Spencer	--	--	--	11/0	11/0
Chris Stamps	--	--	--	9/0	9/0
Michael Story	--	--	--	8/2	8/2
Cory Thomas	--	--	8/0	12/4	20/4
Dedrick Thomas	--	--	--	10/0	10/0
Jordan Thomas	--	--	--	11/0	11/0
Hayes Walker	--	--	1/0	1/0	2/0
Brad Wall	--	--	--	6/0	6/0
Deandre Ward	2/0	13/0	13/0	12/2	40/2
Tim Washington	--	--	--	12/0	12/0
Evans Wilkerson	--	--	--	12/0	12/0
Aeris Williams	--	--	13/0	12/2	25/2
Damian Williams	6/1	6/0	--	4/0	18/1
Darryl Williams	--	--	--	7/0	7/0

• Fitzgerald sits in third place in MSU single-season touchdowns responsible with 35. That total is second in the SEC (Josh Dobbs, 36). He is one of only two quarterbacks in school history with 30 TDs responsible in a season, joining Dak Prescott. Dak and Fitzgerald are the only two SEC quarterbacks to throw for at least 20 TD and rush for at least 14 TD in the same season in the last four years.

MSU Single-Season Touchdowns Responsible

Player	Year	Rush	Pass	TDs
1. Dak Prescott	2014	14	27	41
2. Dak Prescott	2015	10	29	39
3. Nick Fitzgerald	2016	14	21	35
4. Tyler Russell	2012	2	24	26

"THE BOSS" FRED ROSS BREAKING RECORDS

Wide receiver **Fred Ross** might go down as the most decorated receiver in school history. Ross has broken four school career records: consecutive games with a catch (34), 100-yard receiving games (10), receptions (195) and receiving yards (2,485).

• For the season, Ross ranks second in the SEC in catches (68), fourth in receiving yards (873) and he owns the league lead in touchdown catches (12). Ross has also thrown for a TD this year - a 17-yard pass to **Donald Gray** in the second quarter of the South Carolina game.

• Ross has accounted for 25 career touchdowns: 22 receiving, one rushing, one punt return and one passing.

• Ross ranks 12th nationally in touchdown catches this season (12).

• Ross has caught at least one touchdown in nine of the 12 games. He caught one in four straight contests earlier this season, representing the longest streak by a Bulldog since De'Runnya Wilson did it in four straight last season. Ross owns five multi-touchdown games in his career, including three this season - UMass, Texas A&M and Arkansas.

• Ross has caught at least one pass in 34 straight games, a mark that leads the SEC. He shattered the school record against Samford, eclipsing the previous mark of 30 by Chad Bumphis.

• Ross has notched three 100-yard receiving games this season and a school-record 10 for his career. His career high in receiving yards came last game against Arkansas with 10 catches for 171 yards and two touchdowns.

MSU Career 100-Yard Receiving Games

Player	Games	Years
1. Fred Ross	10	2013-p
2. David Smith	8	1968-70
3. Chad Bumphis	7	2009-12
Mardye McDole	7	1977-80
5. Justin Jenkins	6	2000-03
Bill Buckley	6	1971-73

• No one in MSU history has caught more passes in a career than Ross. He shattered David Smith's old record of 162 from 1968-70 with his five catches at Kentucky on Oct. 22.

MSU Career Receptions

Player	Rec.	Years	Yds.	Avg.
1. Fred Ross	195	2013-p	2485	12.7
2. David Smith	162	1968-70	2168	13.4
3. Chad Bumphis	159	2009-12	2270	14.3
4. Sammy Milner	146	1968-70	1806	12.4
5. Justin Jenkins	139	2000-03	1974	14.2

• Ross became the fifth player in school history to go over 2,000 yards. He shattered the school career record at Alabama and heads into the St. Petersburg Bowl with 2,485 yards.

MSU Career Receiving Yards

Player	Yds.	Years	Rec.
1. Fred Ross	2485	2013-p	195
2. Chad Bumphis	2270	2009-12	159
3. Mardye McDole	2214	1977-80	116
4. David Smith	2168	1968-70	162
5. Eric Moulds	2022	1993-95	118

• Ross has caught 22 touchdowns for his career, which is tied for second in MSU history and two behind Chad Bumphis' school record.

MSU Career Receiving Touchdowns

Player	TDs	Years	Rec.
1. Chad Bumphis	24	2009-12	159
2. De'Runnya Wilson	22	2013-15	133
Fred Ross	22	2013-p	195
4. Justin Jenkins	17	2000-03	139
Eric Moulds	17	1993-95	118
6. Bill Buckley	14	1971-73	102

• Ross is tops among all active SEC players in career receptions:

1. Fred Ross, MSU - 195

2. Evan Engram, OM - 160

3. Josh Reynolds, A&M - 157

• Ross' 195 catches rank 11th in SEC career history:

1. Jordan Matthews, Vanderbilt - 262

...

5. Kenny McKinley, South Carolina - 207

6. Terrence Edwards, Georgia - 204

7. Laquon Treadwell, Ole Miss - 202

8. Keith Edwards, Vanderbilt - 200

9. Chris Collins, Ole Miss - 198

10. Derek Abney, Kentucky - 197

11. **Fred Ross, MSU - 195**

MSU FWAA NATIONAL TEAM OF THE WEEK

MSU was the recipient of the Football Writers Association of America's National Team of the Week following its 35-28 victory over No. 4 Texas A&M on Nov. 5. It was the first time the Bulldogs earned the honor since an also unranked MSU team beat No. 8 LSU on Sept. 20, 2014 in Baton Rouge.

• It was MSU's first victory over a Top 10 team since beating No. 2 Auburn, 38-23, on Oct. 11, 2014 in Starkville in a game that propelled the Bulldogs to the No. 1 ranking. It was also the fourth Top 10 win for MSU in the **Dan Mullen** era.

• It was the ninth time that an unranked MSU team took down a Top 10 team: No. 8 LSU (2014), No. 3 Florida (2000), No. 9 Arkansas (1998), No. 8 Alabama (1996), No. 8 Tennessee (1986), No. 9 LSU (1984), No. 6 LSU (1982) and No. 1 Alabama (1980).

MULLEN EARNS DODD TROPHY NATIONAL COACH OF THE WEEK

In addition to being named National Team of the Week, MSU head coach **Dan Mullen** was the recipient of the Bobby Dodd Trophy's National Coach of the Week with the victory over No. 4 Texas A&M. Mullen recorded his fourth win over a Top 10 team in the past three seasons.

FITZGERALD EARNS SEC, NATIONAL HONORS

Sophomore QB **Nick Fitzgerald** was named SEC Co-Offensive Player of the Week, Manning Award Star of the Week and a Davey O'Brien Award "Great 8" Quarterback of the Week for his performance against No. 4 Texas A&M on Nov. 5. Fitzgerald was the first MSU player to earn SEC Offensive Player of the Week honors since Dak Prescott did last season following his seven-touchdown game at Arkansas on Nov. 21, 2015. Fitzgerald accounted for four touchdowns and 391 yards of total offense as the Bulldogs defeated No. 4 Texas A&M, 35-28. Fitzgerald became just the third SEC quarterback in the last 20 years to pass for over 200 yards and rush for over 175 yards in a game, joining Cam Newton and Johnny Manziel. Fitzgerald was 18-of-31 for 209 yards and two scores through the air. He went over the 100-yard rushing mark for the third straight game, carrying it 20 times for 182 yards and two touchdowns. Fitzgerald was also SEC Co-Offensive Player of the Week following the Bulldogs' win over Ole Miss.

RANKIN NAMED SEC OFFENSIVE LINEMAN OF THE WEEK

Junior offensive tackle **Martinas Rankin** had the best game of his career against No. 4 Texas A&M, and he was rewarded with SEC Offensive Lineman of the Week. Rankin became the first Bulldog to earn the honor since Ben Beckwith did so on Nov. 24, 2014 following a win over Vanderbilt. Rankin collected three knockdowns and did not allow a sack against one of the elite defensive lines in the nation. As a team, the Bulldogs did not allow a sack.

FITZGERALD & DAK ALONE IN SEC HISTORY

Only two players in SEC history have accounted for over 530 yards of total offense and seven touchdowns in a game - Dak Prescott and **Nick**

Fitzgerald. Prescott did it as a senior last season with a school-record 554 yards of total offense and seven touchdowns. Fitzgerald has done it as a sophomore with 536 yards and seven touchdowns against Samford on Oct. 29. Fitzgerald is the only FBS player in the nation this season to achieve the feat.

OFFENSIVE LINE COMBINATIONS

MSU has started four offensive line combinations this season:

Times Started **Line (LT-LG-C-RG-RT)**

6 Rankin-Desper-Clayborn-Calhoun-Senior

Games: at UMass, Auburn, at BYU, A&M, Alabama, Arkansas

3 Jenkins-Desper-Clayborn-Calhoun-Senior

Games: South Alabama, South Carolina, at LSU

2 Rankin-Story-Clayborn-Desper-Senior

Games: at Kentucky, Samford

1 Rankin-Jenkins-Clayborn-Desper-Senior

Games: last game at Ole Miss

21 FIRST TIME STARTERS NINTH NATIONALLY, LEADS SEC

• The Bulldogs have produced 21 first time starters -- 10 on offense and 11 on defense. Five freshmen became first-time starters this year - one true and four redshirt.

• They had seven first-time starters in the season-opener against South Alabama: QB **Nick Fitzgerald**, WR **Donald Gray**, LB **J.T. Gray**, DT **Torrey Dale**, LB **Leo Lewis**, CB **Jamoral Graham** and CB **Lashard Durr**. In Week 2 against South Carolina, TE **Justin Johnson** and DT **Cory Thomas** added their names to the list. WR **Malik Dear** and WR **Keith Mixon** got their first starts at LSU in Week 3. Week 4 at UMass saw WR **Jesse Jackson**, LT **Martinas Rankin** and LB **DeAndre Ward** make their first career starts. TE **Farrod Green** got his first career start, doing so in Week 5 against Auburn. S **Mark McLaurin** started at BYU in place of an injured **Kivon Coman**. At Kentucky, DT **Jeffery Simmons** and OL **Michael Story** made their first starts. Simmons became the first true freshman to start for the Bulldogs this year. CB **Chris Rayford** got his first start against Samford. Against Texas A&M, LB **Traver Jung** earned his first career start. RB **Aeris Williams** started his first game against Arkansas in Week 11.

• The 21 first-time starters is tied for ninth nationally and leads the SEC:

Illinois 28

Missouri 27

Akron 25

Baylor 25

Bowling Green 24

UTSA 24

Colorado State 22

Texas State 22

Mississippi State 21

Texas 21

Georgia Southern 20

UMass 19

Michigan State 19

South Carolina 19

LEO LEWIS, FRESHMAN ALL-SEC

No freshman in the SEC has made more tackles than redshirt freshman **Leo Lewis**. Lewis, who was named SEC Defensive Freshman of the Year by Athlon Sports and selected to the Coaches SEC All-Freshman Team, has collected 72 tackles. The next closest freshman in the league had 49 tackles.

• Lewis is 18th among all SEC players in tackles. Lewis ranks seventh nationally among Power 5 freshmen in tackles.

• Lewis' tackle total is the highest by an MSU freshman since Benardrick McKinney had 102 in 2012. McKinney is now the starting inside line-backer for the Houston Texans and ranks seventh in the NFL with 114 tackles this season.

- The former top inside linebacker recruit from Brookhaven has been the Bulldogs' leading tackler in three games this season - South Alabama, LSU, BYU. He had a season-high 12 at BYU.

SEC Freshmen Tackle Leaders

1. **Leo Lewis, MSU - 72**

2. David Reese, Florida - 49

3. Cale Garrett, Missouri - 47

Power 5 Conference Freshmen Tackle Leaders

1. Joe Giles Harris, Duke - 107

2. Markus Bailey, Purdue - 97

3. Jessie Bates, Wake Forest - 93

4. Troy Dye, Oregon - 91

5. Jordyn Brooks, Texas Tech - 86

6. Mike Lee, Kansas - 77

7. Leo Lewis, Mississippi State - 72

JEFFERY SIMMONS, FRESHMAN ALL-SEC

True freshman **Jeffery Simmons** was named to the SEC All-Freshman Team as selected by the league's coaches. Simmons, a native of Macon, Miss., collected 38 tackles on the season along with 3.5 tackles for loss. He is tied for the team lead in forced fumbles with two, a mark that leads all SEC freshman and is sixth overall in the league. Simmons was the first MSU defensive lineman to earn All-Freshman honors since Chris Jones (now with the Kansas City Chiefs) did so in 2013.

DONALD GRAY'S CAREER GAME

Junior wide receiver **Donald Gray** delivered the best game of his career against Samford on Oct. 29, hauling in four passes for a career-best 207 yards and three touchdowns.

- Gray's three receiving touchdowns tied the school record set by Chad Bumphis vs. Troy on Sept. 15, 2012 and Sammy Milner vs. Florida on Sept. 27, 1969.
- His 207 yards were sixth in MSU single-game annals and the most since Jameon Lewis broke the school record with 220 vs. Rice in the 2013 Liberty Bowl. It was the sixth 200-yard receiving game in school history and the first by an SEC player this season.
- Gray caught two passes for over 70 yards in the game - a 71-yard TD in the first quarter and a 74-yarder in the second quarter. It was the first time in school history that a player caught multiple 70+ yard catches in a game. Even more impressive, Gray is one of only two players in the SEC with multiple 70+ yard catches this season and he did in the same game. Not since 2014 had an SEC player caught multiple 70+ yard passes in a season. It did not occur in 2015.
- Gray's two 70+ yard catches is tied for sixth nationally.

WHAT CAN BROWN DO FOR YOU?

Senior linebacker **Richie Brown** enters his final game with 290 career tackles. The Long Beach, Miss., native earned his undergraduate degree in industrial technology in May 2016 with a 3.52 GPA and is currently pursuing his MBA.

- Brown owns 10 double-digit tackle games in his career and he has tallied 21 tackles for loss.
- Brown, who was MSU's leading tackler a year ago, is tops on the team again this year with 93, which is fourth in the SEC and 95th nationally.
- Brown collected a career-high 14 tackles against Auburn earlier this season. That total was the most by an MSU player in four years - since Cameron Lawrence had 15 against LSU on Nov. 10, 2012.
- Brown has been the Bulldogs' leading tackler in four games this season - South Carolina, Auburn, Samford and Texas A&M.
- On Sept. 28, Brown was named a semifinalist for the Campbell Trophy, which recognizes the best scholar-athlete in college football. Since 2010, MSU is tied for the SEC lead in number of NFF National Scholar-Athletes produced with two. Last year, Taveze Calhoun was a finalist for the Campbell Trophy and a National Scholar-Athlete. He was the only one selected in the SEC in 2015.

500 YARD TOTAL OFFENSE GAMES BY SEC TEAMS LAST THREE SEASONS

Mississippi State has gone over 500 yards in total offense five times this season, including four out of the last five games. The Bulldogs put up 574 against Texas A&M, had 533 against Arkansas and put up 566 last game at Ole Miss. It was the 18th time in the past three seasons that the Bulldogs eclipsed the 500-yard mark under head coach **Dan Mullen**.

That total is tops in the SEC. The full list:

1. Mississippi State - 18

2. Texas A&M - 15

3. Alabama - 14

Ole Miss - 14

5. Auburn - 11

6. LSU - 9

Tennessee - 9

8. Kentucky - 8

Arkansas - 8

10. Missouri - 7

11. Georgia - 5

Florida - 5

South Carolina - 5

14. Vanderbilt - 4

FITZGERALD TAKES THE REINS AT QUARTERBACK

Sophomore **Nick Fitzgerald** has taken over the starting quarterback duties, starting all 12 games of the year (5-7 record). Prior to this season Dak Prescott, now the starter for the Dallas Cowboys, was MSU's starting signal caller for the 27 games prior dating back to the 2013 Liberty Bowl.

- At 6-foot-5, 230 pounds, Fitzgerald was Prescott's primary backup last season. He was offered by only two schools coming out of Richmond Hill (Ga.) High School, MSU and Middle Tennessee. Richmond Hill ran an option style offense.
- Fitzgerald has broken or tied eight MSU records this season - five single-game and three single-season.
- Fitzgerald has been the SEC's most effective third-down rusher this season. He has run it on third down more than any player in the league (51 times) and ranks first in the SEC in third-down rushing yardage (365). 28 of his 51 rushes on third down have gone for either first downs or touchdowns. He leads the SEC in 10+ yard rushes on third down (14).
- Fitzgerald has tallied seven 100-yard rushing games this season (South Carolina, UMass, Kentucky, Samford, Texas A&M, Arkansas and Ole Miss), which is tied for the SEC lead among all positions, and it's third among QBs nationally.

100-Yard Rushing Games by National QBs This Season

1. Lamar Jackson (Louisville) - 8

Will Worth (Navy) - 8

3. Nick Fitzgerald (MSU) - 7

Quinton Flowers (South Florida) - 7

100-Yard Rushing Games by SEC Players This Season

1. **Nick Fitzgerald (MSU QB) - 7**

Rawleigh Williams (Arkansas RB) - 7

3. Kamryn Pettway (Auburn RB) - 6

Ralph Webb (Vanderbilt RB) - 6

- Fitzgerald's 1,243 rushing yards is third nationally among QBs this season:

1. Lamar Jackson (Louisville) - 1,538

2. Quinton Flowers (South Florida) - 1,425

3. **Nick Fitzgerald (MSU) - 1,243**

4. Will Worth (Navy) - 1,198

26 BULLDOGS HAVE MADE THEIR DEBUTS, 5 TRUE FRESHMEN

A total of 26 Bulldogs have seen their first career action so far this season. A total of 19 did so in the season-opener against South Alabama: DL **Fletcher Adams**, WR **Jamal Couch**, CB **Lashard Durr**, TE **Farrod Green**, DL **Kendell Jones**, LB **Traver Jung**, LB **Leo Lewis**, OL **Harrison Moon**, WR **Keith Mixon**, DL **Anfernee Mullins**, OL **Martinas Rankin**, DB **Maurice Smitherman**, DL **Marquiss Spencer**, CB **Chris Stamps**, OL **Michael Story**, WR **Dedrick Thomas**, DL **Tim Washington**, OL **Evans Wilkerson** and OL **Darryl Williams**. A week later against South Carolina, DT **Jeffery Simmons** and TE **Jordan Thomas** added their names to the list. QB **Nick Tiano**, who redshirted as a true freshman in 2015, saw his first career action in the fourth quarter of the Auburn game. True freshman PK **Brad Wall** made his debut on kickoffs against the Tigers. Redshirt freshmen RB **Nick Gibson** and **Alec Murphy** saw action at Kentucky for the first time. True freshman punter **Kody Schexnayder**, filling in for an injured Logan Cooke, made his debut in the second half of the Texas A&M game and played the entire Alabama game. Of the 26 to make their debuts, 22 of them are freshmen, including five true freshmen - Couch, Spencer, Simmons, Schexnayder and Wall.

JUSTIN SENIOR 1 OF 2 CANADIANS IN THE SEC. KENT HULL TROPHY WINNER

Justin Senior is State's most experienced offensive lineman as the fifth-year offensive tackle has played in 48 games with 38 starts. Senior was the 2016 recipient of the Kent Hull Trophy presented annually to the state of Mississippi's most outstanding collegiate offensive lineman. Senior is MSU's second winner of the Kent Hull Trophy, joining inaugural recipient Gabe Jackson, who claimed the honor in 2013 before going on to a successful career with the Oakland Raiders. Off the field, Senior has been just as successful, earning his undergraduate degree in sociology in the summer of 2015. He's currently pursuing a second degree in political science. The Montreal, Quebec, native is a three-time member of the SEC Academic Honor Roll and is one of only two Canadians currently playing SEC football.

MULLEN THE SEC KING OF DEVELOPING NFL QB'S

No current SEC head coach has directly coached more current NFL starting quarterbacks than **Dan Mullen**. Three of Mullen's proteges are current starters this NFL season, including Dallas' Dak Prescott, Kansas City's Alex Smith and Carolina's Cam Newton. Prescott, a once three-star recruit, became the first MSU QB to start a game under center in the NFL since Joe Reed of the Detroit Lions did so on Dec. 2, 1979. Mullen coached veteran Alex Smith at Utah and Cam Newton for two seasons at Florida. Prescott, who holds the third-longest streak of not throwing an interception in SEC history (288), set an NFL rookie record for consecutive passes without an interception.

Current SEC Head Coaches who directly worked with current NFL QB starters:

Bret Bielema – Russell Wilson (2011, HC at Wisconsin)
Gus Malzahn – Cam Newton (2010, OC/QB at Auburn)
Dan Mullen – Alex Smith (2003-04, QB at Utah)
Cam Newton (2007-08, OC/QB at Florida)
Dak Prescott (2011-15, HC at MSU)
Kevin Sumlin – Case Keenum (2008-2011, HC at Houston)

TEAM CAPTAINS

Four seniors were voted team captains for the season by the players during camp: RB **Brandon Holloway**, LB **Richie Brown**, DE **A.J. Jefferson** and WR **Fred Ross**.

MSU FIFTH IN SEC WEST, FINISHES AHEAD OF MEDIA POLL PROJECTIONS AGAIN

For the fifth straight year, MSU finished ahead of where they were projected by the media poll at SEC Media Days in July. The Bulldogs were picked to finish last in the SEC West and ended up in a tie for fifth. It was the sixth time in eight years under Dan Mullen that MSU finished ahead of where they were projected.

SEC West	SEC	Overall
Alabama	8-0	13-0
Auburn	5-3	8-4
LSU	5-3	7-4
Texas A&M	4-4	8-4
Arkansas	3-5	7-5
Mississippi State	3-5	5-7
Ole Miss	2-6	5-7

SEC East	SEC Record	Overall
Florida	6-2	8-4
Tennessee	4-4	8-4
Georgia	4-4	7-5
Kentucky	4-4	7-5
South Carolina	3-5	6-6
Vanderbilt	3-5	6-6
Missouri	2-6	4-8

MSU IN DOME STADIUMS

Tropicana Field will be the first indoor venue the Bulldogs have played in since opening the 2013 season at NRG Stadium in Houston against Oklahoma State. MSU owns a 9-8 mark all-time in dome/retractable roof stadiums. The Bulldogs are 6-2 in the Superdome, 1-3 in the Georgia Dome, 1-0 in the Carrier Dome and 1-2 in the Astrodome.

AERIS WILLIAMS EMERGES AT RUNNING BACK

Sophomore running back **Aeris Williams** was a four-star recruit coming out of nearby West Point High School. The Pride of West Point, Williams has come on strong late in the year.

- Williams is averaging 112.5 yards per game on the ground in the last four contests (Texas A&M, Alabama, Arkansas and Ole Miss). That average in the month of November was fourth among all SEC running backs.
- Williams has produced two 100-yard rushing games in his last four contests, running for 140 against Texas A&M and 191 at Ole Miss.
- Williams' 191 yards at Ole Miss was the highest total by an MSU running back since Josh Robinson rushed for 198 at Kentucky on Oct., 25, 2014.
- Williams also recorded his first multi-touchdown game in the Egg Bowl victory over Ole Miss.
- For the season, Williams is averaging 54.7 yards per game on the ground with four touchdowns.
- As a team, MSU has produced nine 100-yard rushing games this season, which is tied for the most in the **Dan Mullen** era. The Bulldogs tallied nine 100-yard games in 2009. The nine is tied for third all-time in school history.

RANKINGS

ASSOCIATED PRESS

RK. TEAM	REC.	POINTS
1 Alabama (61)	1525	13-0
2 Ohio State	1444	11-1
3 Clemson	1396	12-1
4 Washington	1329	12-1
5 Penn State	1252	11-2
6 Michigan	1249	10-2
7 Oklahoma	1173	10-2
8 Wisconsin	1054	10-3
9 Southern California	1040	9-3
10 Florida State	889	9-3
11 Colorado	886	10-3
12 Western Michigan	871	13-0
13 Oklahoma State	800	9-3
14 West Virginia	788	10-2
15 Louisville	542	9-3
16 Stanford	508	9-3
17 Auburn	493	8-4
18 Virginia Tech	372	9-4
19 LSU	351	7-4
20 Florida	331	8-4
21 Iowa	272	8-4
22 Pittsburgh	237	8-4t
23 Temple	229	10-3
24 Nebraska	196	9-3
25 South Florida	173	10-2

RV: Houston 101, Utah 99, Boise State 95, Washington State 31, Texas A&M 26, Air Force 20, Navy 15, Tennessee 12, San Diego State 8.

USA TODAY COACHES

RK. TEAM	REC.	POINTS
1 Alabama (58)	13-0	1450
2 Ohio State	11-1	1354
3 Clemson	12-1	1347
4 Washington	12-1	1283
5 Penn State	11-2	1186
6 Michigan	10-2	1181
7 Oklahoma	10-2	1128
8 Wisconsin	10-3	992
9 Southern California	9-3	981
10 Florida State	9-3	898
11 Colorado	10-3	828
12 West Virginia	10-2	806
13 Oklahoma State	9-3	754
14 Western Michigan	13-0	635
15 Louisville	9-3	631
16 Stanford	9-3	542
17 Auburn	8-4	504
18 Florida	8-4	421
19 Virginia Tech	9-4	374
20 LSU	7-4	359
21 Nebraska	9-3	241
22 South Florida	10-2	197
23 Utah	8-4	170
24 Temple	10-3	126
25 Iowa	8-4	97

RV: Pittsburgh 61; Boise State 50; Houston 43; Navy 42; Washington State 39; San Diego State 36; Tennessee 33; Texas A&M 22; Western Kentucky 14; Miami (Fla.) 14.

COLLEGE FOOTBALL PLAYOFF

RK. TEAM	REC.
1 Alabama	13-0
2 Clemson	12-1
3 Ohio State	11-1
4 Washington	12-1
5 Penn State	11-2
6 Michigan	10-2
7 Oklahoma	10-2
8 Wisconsin	10-3
9 Southern California	9-3
10 Colorado	10-3
11 Florida State	9-3
12 Oklahoma State	9-3
13 Louisville	9-3
14 Auburn	8-4
15 Western Michigan	13-0
16 West Virginia	10-2
17 Florida	8-4
18 Stanford	9-3
19 Utah	8-4
20 LSU	7-4
21 Tennessee	8-4
22 Virginia Tech	9-4
23 Pittsburgh	8-4
24 Temple	10-3
25 Navy	9-3

MISCELLANEOUS STATS

TURNOVER CHART

Opponent	Forced by MSU					Forced By Opponent				
	Fum	Int	Tot	Pts Off	Margin	Fum	Int	Tot	Pts Off	
USA	0	0	0	0	-	0	0	0	0	
USC	1	1	2	0	+1	0	1	1	0	
at LSU	1	0	1	0	-	1	0	1	0	
at UMass	0	3	3	7	+2	1	0	1	0	
Auburn	1	1	2	0	-1	2	1	3	14	
at BYU	1	1	2	0	-	0	2	2	0	
at Kentucky	2	0	2	14	+1	0	1	1	7	
Samford	0	3	3	7	-	1	2	3	3	
Texas A&M	1	1	2	0	-	0	2	2	0	
at Alabama	1	1	2	0	+1	0	1	1	0	
Arkansas	0	0	0	0	-	0	0	0	0	
at Ole Miss	0	2	2	7	+1	1	0	1	0	
TOTALS	8	13	21	35	+5	5	10	15	24	

REDZONE CHART

Opponent	MSU						Opponents					
	Inside	20	TD	Run/Pass	TD Pct.	Score	Inside	20	TD	Run/Pass	TD Pct.	Score
South Alabama	4	2	1/1	.500	1	.750	5	3	1/2	.600	0	.600
South Carolina	8	3	0/3	.375	2	.625	2	2	0/2	1.000	0	1.000
at LSU	4	2	0/2	.500	2	1.000	3	1	0/1	.333	1	.667
at UMass	6	4	2/2	.667	2	1.000	4	3	0/3	.750	0	.750
Auburn	3	1	0/1	.333	0	.333	5	4	3/1	.800	1	1.000
at BYU	3*	2*	2/0	.667	0	.667	3*	3*	1/2	1.000	0	1.000
at Kentucky	3	2	1/1	.667	1	1.000	4	0	0/0	0.000	2	.500
Samford	5	3	2/1	.600	0	.600	6	3	1/2	.500	2	.833
Texas A&M	6	3	2/1	.500	0	.500	3	2	1/1	.667	0	.667
at Alabama	1	0	0/0	.000	1	1.000	7	5	1/4	.714	2	1.000
Arkansas	4	4	3/1	1.000	0	1.000	6	5	3/2	.833	1	1.000
at Ole Miss	4	4	2/2	1.000	0	1.000	5	1	0/1	.200	2	.600
TOTALS	47	26	11/12	.553	9	.745	48	31	11/20	.646	7	.792

REWRITING THE MISSISSIPPI STATE RECORD BOOKS IN THE DAN MULLEN ERA (2009-PRESENT)

109

individual and team single-game, single-season and career
statistical records have been broken in the Dan Mullen era.

Individual Single-Game (16 overall, 6 in 2016)

Rushing Yards – Nick Fitzgerald; 258 at Ole Miss (2016)
Rushing Yards by a Quarterback - Nick Fitzgerald; 258 at Ole Miss (2016)
Yards Per Rush - Nick Fitzgerald; 18.4 at Ole Miss (2016) - 2nd SEC history
Total Offense - Dak Prescott; 554 at Arkansas (2015)
Total Plays - Dak Prescott; 70 at Alabama (2014)
Touchdowns Responsible For - Dak Prescott; 7 at Arkansas (2015) & Nick Fitzgerald; 7 vs. Samford (2016)
Completions - Dak Prescott; 38 at Arkansas (2015)
Completion Percentage - Dak Prescott; .769 vs. Texas A&M (2014)
Passing Yards - Dak Prescott; 508 at Arkansas (2015)
Passing Touchdowns - Dak Prescott; 5 at Arkansas (2015) & Nick Fitzgerald; 5 vs. Samford (2016)
Consecutive Attempts Without an INT - Dak Prescott; 52 vs. LSU (2015)
Receiving Yards - Jameon Lewis; 220 vs. Rice (2013)
Receiving Touchdowns - Chad Bumphis; 3 vs. Troy (2012) & Donald Gray; 3 vs. Samford (2016)
Interceptions - Richie Brown; 3 vs. Texas A&M (2014)
Interception Return Yards - Johnthan Banks; 120 vs. Florida (2009)
Interception Touchdowns - Johnthan Banks; 2 vs. Florida (2009)

Team Single-Game (8 overall, 3 in 2016)

Yards Per Rush - 9.7 at Ole Miss (2016)
Passing Attempts - 54 vs. LSU (2015)
Passing Completions - 34 vs. LSU (2015)
Completion Percentage - .800 vs. Memphis (2010)
Passing Yards - 508 at Arkansas (2015)
Touchdown Passes - 5 at Arkansas (2015); vs. Georgia Tech (2014); vs. Samford (2016)
Total Plays - 100 vs. Arkansas (2010)
Total Offense - 669 vs. Samford (2016)

Individual Single-Season (36 overall, 3 in 2016)

Rushing Yards – Anthony Dixon; 1,391 (2009)
Yards Per Rush - Nick Fitzgerald; 7.0 (2016)
Rushing Yards by a Quarterback – Nick Fitzgerald; 1,243 (2016)
Rushing Yards Per Game – Anthony Dixon; 126.5 (2009)
100-Yard Rushing Games – Anthony Dixon; 8 (2009)
100-Yard Rushing Games by a Quarterback - Nick Fitzgerald; 7 (2016)
Rushing Touchdowns – Vick Ballard; 19 (2010)
Total Offense – Dak Prescott; 4,435 (2014)
Total Offense Yards Per Game – Dak Prescott; 341.2 (2014)
Touchdowns Responsible For – Dak Prescott; 41 (2014)
Passing Attempts – Dak Prescott; 477 (2015)
Passing Completions – Dak Prescott; 316 (2015)
Completion Percentage – Dak Prescott; .662 (2015)
Passing Yards – Dak Prescott; 3,793 (2015)
Passing Yards Per Game – Dak Prescott; 291.8 (2015)
200-Yard Passing Games – Dak Prescott; 12 (2014, 2015)
300-Yard Passing Games - Dak Prescott; 7 (2015)
Passing Touchdowns – Dak Prescott; 29 (2015)
Passing Efficiency – Dak Prescott; 151.7 (2014)
Consecutive Attempts Without an INT – Dak Prescott; 239 (2015)
Consecutive Games with a Touchdown Pass - Dak Prescott; 13 (2014)
Receiving Touchdowns – Chad Bumphis; 12 (2012)
Receptions - Fred Ross; 88 (2015)
100-Yard Receiving Games - Fred Ross; 5 (2015)
Points Scored – Vick Ballard; 120 (2010)
Touchdowns Scored – Vick Ballard; 20 (2010)
PAT Kicks Attempted – Evan Sobiesk; 59 (2014)
PAT Kicks Made – Evan Sobiesk; 56 (2014)
Most Kickoff Returns – Leon Berry; 38 (2009)
Kickoff Return Yardage – Leon Berry; 1,015 (2009)

Kickoff Return Touchdowns – Jameon Lewis; 1 (2012)
Yards Per Kickoff Return – Leon Berry; 26.8 (2010)
Interceptions – Corey Broomfield; 6 (2009)
Return Yards Per Interception – Johnthan Banks; 36.2 (2009)
Interceptions Return Yards – Johnthan Banks; 145 (2009)
Interceptions Returned for a Touchdowns – Johnthan Banks & Corey Broomfield; 2 (2009)

Team Single-Season (18 overall, 1 in 2016)

Total Offensive Yards – 6,679 (2014)
Total Plays – 1,001 (2014)
Yards Per Play - 6.7 (2014)
Per Game Offense – 513.8 (2014)
Points Scored – 480 (2014)
Points Per Game - 36.9 (2014)
Most Offensive Touchdowns – 60 (2014)
Total First Downs – 334 (2014)
Yards Per Rush - 5.6 (2016)
Passing Yardage – 4,113 (2015)
Passing Yards Per Game – 316.4 (2015)
Completion Percentage – .662 (2015)
Completions – 331 (2015)
Passing Touchdowns – 31 (2014)
Blocked Kicks – 4 (2014, 2015)
Most PAT Kicks Made – 60 (2014)
100-Yard Receiving Games - 8 (2015)
Tackles For Loss - 98 (2015)

Individual Career (31)

Rushing Attempts – Anthony Dixon; 910 (2nd in SEC history)
Rushing Yards – Anthony Dixon; 3,994 (8th in SEC history)
Rushing Yards by a Quarterback - Dak Prescott; 2,521 (3rd in SEC history)
100-Yard Rushing Games – Anthony Dixon; 17
100-Yard Rushing Games by a Quarterback - Dak Prescott; 9
Rushing Touchdowns – Anthony Dixon; 42 (7th in SEC history)
All-Purpose Yards – Anthony Dixon; 4,443
Total Plays – Dak Prescott; 1,709 (4th in SEC history)
Total Offense - Dak Prescott; 11,897 (3rd in SEC history)
Touchdowns Responsible - Dak Prescott; 114 (4th in SEC history)
Passing Attempts - Dak Prescott; 1,169 (19th in SEC history)
Completions - Dak Prescott; 734 (12th in SEC history)
Completion Percentage – Dak Prescott; .628 (12th in SEC history)
Consecutive Attempts Without an INT - Dak Prescott; 288 (3rd in SEC history)
Passing Touchdowns – Dak Prescott; 70 (16th in SEC history)
Passing Yards - Dak Prescott; 9,376 (11th in SEC history)
200-Yard Passing Games - Dak Prescott; 29
300-Yard Passing Games - Dak Prescott; 9
400-Yard Passing Games - Dak Prescott; 2
Passing Efficiency – Dak Prescott; 146.1 (12th in SEC history)
Interception Percentage – Dak Prescott; .0196 (4th in SEC history)
Receptions - Fred Ross; 195 (11th in SEC history)
Receiving Yards – Fred Ross; 2,484
Receiving Touchdowns – Chad Bumphis; 24 (15th in SEC history)
100-Yard Receiving Games - Fred Ross; 10
Consecutive Games with a Reception - Fred Ross; 34
Points – Anthony Dixon; 276
Touchdowns Scored – Anthony Dixon; 46 (6th in SEC history)
Yards Per Kickoff Return – Leon Berry; 26.7 (6th in SEC history)
Kickoff Return Yards Per Game – Leon Berry; 84.6
Kickoff Return Touchdowns – Leon Berry; 2

BOLD - denotes current player



ST. PETE BOWL DEPTH CHART

OFFENSE

			Ht.	Wt.	Cl.-Exp.	Notable
WR (X)	6	Donald Gray	5-10	204	Jr.-1L	2nd on team in receiving (39 rec, 691 yds, 5 TD) ... Leads SEC in 70+ yd catches (2) ... 1 TD catch in Egg Bowl
	86	Jesse Jackson	6-2	211	So.-1L	Played in 24 career games ... 1 catch for 7 yards this season (at UK)
WR (H)	8	Fred Ross	6-2	205	Sr.-3L	SEC leader in TD rec. (12) ... Holds 4 school career receiving records ... 195 career rec. - 11th SEC hist.
	23	Keith Mixon	5-8	175	Fr.-RS	2 Rec. TD (44 at BYU, 37 vs. AU) ... 4th on team in receiving (18 rec, 217 yds) ... 1 rec., 18 yds at OM
WR (Z)	22	Malik Dear	5-9	220	So.-1L	6 career TDs (2 rush, 4 rec.) ... 3rd on team in receiving (21 rec, 245 yds, 2 TD) ... 24-yd TD last game OM
	5	Gabe Myles	6-0	195	Jr.-2L	Local standout who has accounted for 3 TDs and 416 yds in his career ... 2x Academic All-SEC
	18	Deddrick Thomas	5-9	188	Fr.-RS	Caught first TD pass (4 yds) in season-opener ... 2016: 5 rec., 44 yds, 1 TD ... 1 catch, 6 yds. vs. AU
LT	55	Martinas Rankin	6-5	307	Jr.-RS	Best game of year vs. A&M w/3 KDs and was named SEC Offensive Lineman of Week ... 9 straight starts
	74	Elgton Jenkins	6-4	305	So.-1L	Action in 22 games with 8 career starts (5 at LT) ... Started first 3 games ... Played in 11 games
LG	74	Elgton Jenkins	6-4	305	So.-1L	Took over backup LG role after season-ending injury to Michael Story ... Started LG in Egg Bowl
-or-	62	Devon Desper	6-4	305	Sr.-2L	Accounting graduate who has started 27 games and all 12 games this season (9 at LG in 2016)
C	60	Jamaal Clayborn	6-4	315	Sr.-2L	Owens 24 starts ... Started all 12 games at center this season ... Playing his final game at MSU
	64	Jocquell Johnson	6-4	301	Sr.-SQ	Played in 18 career games with 0 starts ... Sees most action on FG/PAT units ... Played 4Q at Bama
RG	62	Devon Desper	6-4	305	Sr.-2L	Accounting graduate who has started 27 games ... Started at RG in last game at Ole Miss due to Calhoun inj.
-or-	61	Deion Calhoun	6-3	308	So.-1L	Played in 32 games with 10 starts ... Started 9 of 12 games ... Missed UK, Samford, Ole Miss games
RT	58	Justin Senior	6-5	310	Sr.-3L	Canadian native who won Kent Hull Trophy as state of Mississippi's top OLineman ... 38 starts
	75	Harrison Moon	6-4	290	Fr.-RS	Played on FG/PAT line mostly ... Played RT in 4Q at Bama ... Chattanooga, Tenn., native
TE	82	Farrrod Green	6-3	232	Fr.-RS	Started 7 gms ... 2016: 10 rec, 108 yds, 1 TD ... 1st at Wesson to be offered D1 scholarship in 35 yrs ... DNP OM
	81	Justin Johnson	6-3	239	So.-1L	2 starts this season including last gm at OM ... 4 catches for 27 yards, 0 TD in '16
	83	Jordan Thomas	6-5	295	Jr.-JC	Big target in his first season ... 9 catches for 48 yds with 1 TD ... TD came against South Carolina
RB	10	Brandon Holloway	5-8	165	Sr.-3L	Season-high 80 rush yds vs. UMass ... 226 rush yds, 1 TD in '16 ... 6 starts this season ... Missed 4 games
-or-	32	Ashton Shumpert	6-2	218	Sr.-3L	Started 4 games this year ... 3rd on team in rushing (255 yds, 54 att., 1 TD) ... Playing his final game
-or-	27	Aeris Williams	6-1	217	So.-1L	2nd in rushing (125 att, 656 yds, 4 TD) ... Career-high 191 yds, 2 TD last gm vs. OM ... Avg. 112.5 rush last 4 gm
QB	7	Nick Fitzgerald	6-5	230	So.-1L	SEC leading 7 100-yd rush games ... 2nd in SEC in TD responsible (35) ... Leads SEC in total off. yds (3530)
	11	Damian Williams	6-1	229	Jr.-2L	Played in 4 games this year (31-46, 2 TD) ... Led comeback attempt at LSU with 1 rush TD, 1 pass TD

DEFENSE

STAR	12	J.T. Gray	6-0	197	Jr.-2L	10 starts in 2016 ... 3rd on team in tackles (70, 8 TFL) ... Game-high 8 tackles, 0.5 TFL last game at OM
	28	DeAndre Ward	6-1	219	Sr.-2L	Former walk-on who had game-high 7 tackles, career-best 1.5 TFL in start at Bama ... 2016: 53 tackles
	3	Traver Jung	6-3	229	Jr.-RS	2016: 23 tackles, 3 TFL, 2.5 sacks, 1 forced fumble ... Career-high 5 tackles last game at OM
DT	94	Nelson Adams	6-3	305	Sr.-3L	Played in 51 games with 15 starts ... 2016: 25 tackles, 2.5 TFL, 2.5 sacks ... Season-high 5 tackles vs. Ark.
	34	Cory Thomas	6-5	313	So.-1L	Played in 18 career games and started 4 ... 2016: 22 tackles, 4.5 TFL ... Season-best 2 tackles vs. SC
	49	Torrey Dale	6-6	277	Sr.-2L	5th-year senior who has played in 36 games with 2 starts ... 2 tackles in Egg Bowl
NT	88	Nick James	6-5	320	Sr.-2L	Played in 45 games with 15 starts ... 2016: 17 tkles, 1.5 TFL ... Started last three games
	98	Jeffery Simmons	6-4	310	Fr.-HS	SEC All-Freshman ... Leads all SEC Fr. DLineman in tackles (38) ... Leads all SEC Fr. in forced fumbles (2)
	95	Braxton Hoyett	6-3	305	So.-SQ	Seen action in 19 career games and all 12 this yr ... Key fumble recovery vs. A&M ... 2016: 12 tackles
DE	47	A.J. Jefferson	6-3	280	Sr.-3L	3rd in MSU career TFL (35) ... 17th in SEC TFL (10.5) ... Second on team in sacks (4) ... Played 11 gms
	43	Fletcher Adams	6-2	274	Fr.-RS	Younger brother of Nelson ... Career game vs. Samford, 5 tackles, 0.5 TFL ... 2016: 13 tackles
VIPER	16	Johnathan Calvin	6-3	272	Sr.-1L	Team leader in TFL (11.5) and sacks (7) ... 11th in SEC in sacks ... 2 sacks, 2.5 TFL last game in Egg Bowl
	42	Marquiss Spencer	6-3	270	Fr.-HS	True Fr. who has played in 11 games and made 17 tackles, 3 TFL, 1 sack ... 1 TFL vs. A&M
MLB	39	Richie Brown	6-2	240	Sr.-3L	Team leader in tackles w/93 (4th in SEC) ... Season-high 14 tackles vs. Auburn ... Pursuing Master of Business
	46	Dez Harris	6-4	236	Jr.-2L	Forced two fumbles of Leonard Fournette in 4Q at LSU ... 2016: 37 tackles ... 3 tackles last gams vs. OM
WLB	44	Leo Lewis	6-2	230	Fr.-RS	Leads all SEC freshmen in tackles (72) & 18th overall in SEC ... SEC All-Freshman, Def. FOY by Athlon
	4	Gerri Green	6-4	248	So.-1L	41 tackles, 0.5 for loss this season ... Played in 12 games with 0 starts ... 3 tackles last game at OM
CB	2	Jamal Peters	6-2	217	So.-1L	15 tackles, 1 TFL, tied for team lead in INTs with 2 ... Huge INT at OM last game in endzone
	9	Jamoral Graham	5-10	183	Jr.-2L	Tied for team lead in INTs (2) ... First career INT for TD vs. UMass (38 yds) ... INT returned 46 yds at Bama
FS	11	Kivon Coman	6-3	205	Sr.-3L	5th on team in tackles (55) ... Started 9 games and missed 3 to injury ... Career-best 1.5 TFL last game OM
	1	Brandon Bryant	6-0	215	So.-1L	4.24 40 dash ... 4th on team in tackles (56) ... 4 career INT ... 1 INT this year ... 5 tackles, 1 TFL last gm
SS	1	Brandon Bryant	6-0	215	So.-1L	4.24 40 dash ... 4th on team in tackles (56) ... 4 career INT ... 1 INT this year ... 5 tackles, 1 TFL last gm
-or-	41	Mark McLaurin	6-2	218	So.-1L	Tied for team lead in INTs (2), including game-winning INT vs. A&M ... 2016: 50 tackles, 2 TFL
CB	5	Cedric Jiles	5-10	186	Sr.-1L	Missed first 4 games (broken right arm in camp) ... 74 yd INT return for TD last game at OM
-or-	25	Lashard Durr	5-11	197	Jr.-JC	5 starts this season, including last game at OM ... Career-high 5 tackles vs. Sam ... 1 PBU at OM
	24	Chris Rayford	6-0	199	So.-1L	Started 3 games this yr ... Career-high 7 tackles vs. Samford ... 2016: 22 tackles ... 1 tackle last g

SPECIAL TEAMS

PK	25	Westin Graves	6-0	163	Jr.-1L	Former walk-on who earned scholarship ... 10-18 FG, 46-47 on XP in '16 ... Made 47 yarder at Bama
	20	Jace Christmann	6-1	185	Fr.-HS	True freshman walk-on from Houston, Texas ... Has not attempted a FG or PAT
KO	43	Logan Cooke	6-5	224	Jr.-2L	Averaging 63.3 ypp KO with 14 TBs ... 2nd-best game of career at UK (64.4 avg) ... DNP last 3 games (knee)
-or-	37	Brad Wall	5-8	175	Fr.-HS	Walk-on from Ocean Springs who has kicked off last 3 games ... 61.5 avg, 8 touchbacks
P	43	Logan Cooke	6-5	224	Jr.-2L	Averaging 39.8 yards per punt with 20 inside 20 & 8 of 50+ yds ... DNP last 3 games (knee)
-or-	23	Kody Schexnayder	5-10	185	Fr.-HS	Walk-on who has punted last 4 games, averaging 36.9 ypp with 2 50+ ... 46.7 avg in Egg Bowl
KR	10	Brandon Holloway	5-8	165	Sr.-3L	22.8 avg. this year ... 1 career KR TD ... Season-long 50 ... 2 returns for 39 yards in Egg Bowl
	23	Keith Mixon	5-10	204	Jr.-1L	11 returns for 277 yards, including career-long 45 yarder at UK ... 25.2 avg this season
PR	8	Fred Ross	6-2	205	Sr.-3L	Third straight year as primary PR ... 1 PR TD vs. Troy last year (77 yds) ... 5.6 avg this season
	6	Donald Gray	5-10	204	Jr.-1L	Returned 2 punts for 10 yards vs. A&M ... Was his only punt return attempts this season
LS	53	Hunter Bradley	6-3	245	Sr.-1L	Second straight year as primary snapper ... Played in 27 career games with all successful snaps
H	43	Logan Cooke	6-5	224	Jr.-2L	Served as holder last two seasons

BOLD - denotes primary starter last year 🎓 - denotes MSU graduate

CAREER STARTS BY POSITION

OFFENSE

LT

Martinas Rankin - 9
Elgton Jenkins - 5
Justin Senior - 1

LG

Devon Desper - 12
Michael Story - 2
Elgton Jenkins - 1

C

Jamaal Clayborn - 24

RG

Devon Desper - 15
Deion Calhoun - 10

RT

Justin Senior - 37
Elgton Jenkins - 1

TE

Farrod Green - 7
Justin Johnson - 2

WR

Fred Ross - 27
Donald Gray - 12
Malik Dear - 8
Gabe Myles - 7
Jesse Jackson - 1
Keith Mixon - 1

RB

Brandon Holloway - 14
Ashton Shumpert - 10
Aeris Williams - 2

QB

Nick Fitzgerald - 12
Damian Williams - 1

DEFENSE

DE

A.J. Jefferson - 23
Johnathan Calvin - 1
Torrey Dale - 1

DT

Nick James - 15
Nelson Adams - 15
Cory Thomas - 4
Torrey Dale - 1
Jeffrey Simmons - 2

VIPER

Johnathan Calvin - 10
Traver Jung - 2

LB

Richie Brown - 25
Leo Lewis - 12
J.T. Gray - 9
DeAndre Ward - 2

S

Kivon Coman - 22
Brandon Bryant - 17
Mark McLaurin - 6
Jamal Peters - 2

CB

Tolando Cleveland - 10
Cedric Jiles - 10
Jamoral Graham - 6
Lashard Durr - 6
Chris Rayford - 3
Jamal Peters - 2

OFFENSIVE GAME-BY-GAME STARTERS

Game	WR (X)	WR (H)	WR (Z)	LT	LG	C	RG	RT	TE	RB	QB
USA	Gray	Ross	Myles	Jenkins	Desper	Clayborn	Calhoun	Senior	Shumpert (2RB)	Holloway	Fitzgerald
USC	Gray	Ross	Myles	Jenkins	Desper	Clayborn	Calhoun	Senior	Johnson	Holloway	Fitzgerald
at LSU	Gray	Ross	Dear	Jenkins	Desper	Clayborn	Calhoun	Senior	Mixon (4WR)	Holloway	Fitzgerald
at UMass	Gray	Ross	Myles	Rankin	Desper	Clayborn	Calhoun	Senior	Jackson (4WR)	Holloway	Fitzgerald
Auburn	Gray	Ross	Myles	Rankin	Desper	Clayborn	Calhoun	Senior	F. Green	Shumpert	Fitzgerald
at BYU	Gray	Ross	Dear	Rankin	Desper	Clayborn	Calhoun	Senior	F. Green	Shumpert	Fitzgerald
at Kentucky	Gray	Ross	Dear	Rankin	Story	Clayborn	Desper	Senior	F. Green	Shumpert	Fitzgerald
Samford	Gray	Ross	Dear	Rankin	Story	Clayborn	Desper	Senior	F. Green	Shumpert	Fitzgerald
Texas A&M	Gray	Ross	Dear	Rankin	Desper	Clayborn	Calhoun	Senior	F. Green	Holloway	Fitzgerald
at Alabama	Gray	Ross	Dear	Rankin	Desper	Clayborn	Calhoun	Senior	F. Green	Holloway	Fitzgerald
Arkansas	Gray	Ross	Dear	Rankin	Desper	Clayborn	Calhoun	Senior	F. Green	Williams	Fitzgerald
at Ole Miss	Gray	Ross	Dear	Rankin	Jenkins	Clayborn	Desper	Senior	Johnson	Williams	Fitzgerald

DEFENSIVE GAME-BY-GAME STARTERS

Game	STAR LB	DT	NT	DE	VIPER	MLB	WLB	CB	SS	FS	CB
USA	Gray	Dale	N. Adams	Jefferson	Calvin	Brown	Lewis	Graham	Bryant	Coman	Durr
USC	Gray	Thomas	N. Adams	Jefferson	Calvin	Brown	Lewis	Graham	Bryant	Coman	Durr
at LSU	Gray	Thomas	N. Adams	Jefferson	Calvin	Brown	Lewis	Graham	Bryant	Coman	Durr
at UMass	Ward	Thomas	N. Adams	Jefferson	Calvin	Brown	Lewis	Graham	Bryant	Coman	Durr
Auburn	Gray	Thomas	N. Adams	Jefferson	Calvin	Brown	Lewis	Graham	Bryant	Coman	Jiles
at BYU	Gray	James	N. Adams	Jefferson	Calvin	Brown	Lewis	Durr	Bryant	McLaurin	Jiles
at Kentucky	Gray	Simmons	N. Adams	Jefferson	Calvin	Brown	Lewis	Peters	Bryant	McLaurin	Jiles
Samford	Gray	N. Adams	N. James	Dale	Calvin	Brown	Lewis	Rayford	Bryant	McLaurin	Jiles
Texas A&M	Gray	N. Adams	Simmons	Jefferson	Jung	Brown	Lewis	Rayford	McLaurin	Coman	Jiles
at Alabama	Ward	N. Adams	N. James	Jefferson	Calvin	Brown	Lewis	Rayford	McLaurin	Coman	Jiles
Arkansas	Gray	N. Adams	N. James	Jefferson	Calvin	Brown	Lewis	Graham	McLaurin	Coman	Jiles
at Ole Miss	Gray	N. Adams	N. James	Jefferson	Jung	Brown	Lewis	Peters	Bryant	Coman	Durr

PLAYER CAREER HIGHS

RUSHING

Player	Carries	Opponent	Yards	Opponent	TDs	Opponent	Long	Opponent
Malik Dear	5	Kentucky, '16	77	Kentucky, '16	1	Twice, Last at UK, '16	52	Texas A&M, '15
Nick Fitzgerald	20	Texas A&M, '16	258	Ole Miss, '16	4	Arkansas, '16	74	Twice
Nick Gibson	5	Kentucky, '16	33	Samford, '16	None		14	Samford, '16
Brandon Holloway	14	Arkansas, '15	98	Kentucky, '15	1	UT Martin, '14	51	Texas A&M, '14
Dontavian Lee	5	Troy, '15	44	Troy, '15	None		23	Troy, '15
Keith Mixon	5	Samford, '16	38	Samford, '16	None		15	Samford, '16
Ashton Shumpert	22	Alcorn State, '13	98	Alcorn State, '13	2	Alcorn State, '13	82	UT Martin, '14
Aeris Williams	25	Ole Miss, '16	191	Ole Miss, '16	2	Ole Miss, '16	36	Ole Miss, '16
Damian Williams	13	Ole Miss, '13	93	South Alabama, '16	1	Arkansas, '13	29	Southern Miss, '14

PASSING

Player	Attempts	Opponent	Completions	Opponent	Yards	Opponent	TDs	Opponent
Nick Fitzgerald	39	UMass, '16	26	UMass, '16	417	Samford, '16	5	Samford, '16
Damian Williams	28	South Alabama, '16	20	South Alabama, '16	143	South Alabama, '16	1	Five Times

RECEIVING

Player	Receptions	Opponent	Yards	Opponent	TDs	Opponent	Long	Opponent
Jamal Couch	2	Twice	38	Arkansas, '16	None		26	Auburn, '16
Malik Dear	6	LA Tech, '15	70	LA Tech, '15	2	Ole Miss, '15	27	LA Tech, '15
Donald Gray	8	UMass, '16	207	Samford, '16	3	Samford, '16	74	Samford, '16
Farrod Green	3	Twice	42	Samford, '16	1	UMass, '16	18	Samford, '16
Brandon Holloway	5	Three Times	101	Arkansas, '15	2	NC State, '15	63	Kentucky, '15
Justin Johnson	2	Twice	22	South Alabama, '16	1	Southern Miss, '15	18	South Alabama, '16
Dontavian Lee	1	Three Times	11	LA Tech, '15	None		11	LA Tech, '15
Keith Mixon	4	BYU, '16	69	BYU, '16	1	Twice	44	BYU, '16
Gabe Myles	5	UT Martin, '14	69	Arkansas, '15	1	Twice	49	Northwestern State, '15
Fred Ross	12	Ole Miss, '15	171	Arkansas, '16	2	Five Times	69	Arkansas, '14
Ashton Shumpert	4	Southern Miss, '15	37	LSU, '15	None		18	Auburn, '15
Jordan Thomas	2	Twice	7	Twice	1	South Carolina, '16	12	LSU, '16
Dedrick Thomas	2	Twice	23	UMass, '16	1	South Alabama, '16	15	UMass, '16
Aeris Williams	2	Twice	11	LSU, '16	None		9	Kentucky, '15

PUNTING

Player	No.	Opponent	Yards	Opponent	Inside 20	Opponent	Avg. (Min. 3)	Opponent	Long	Opponent
Logan Cooke	7	LSU, '16	271	LSU, '16	5	LSU, '16	49.5	South Carolina, '16	68	South Carolina, '16
Kody Schexnayder	7	Alabama, '16	210	Alabama, '16	2	Alabama, '16	41.0	Texas A&M, '16	52	Texas A&M, '16

KICKING

Player	PAT	Opponent	FGs	Opponent	Long	Opponent	Points	Opponent
Jace Christmann	none		none		none		none	
Westin Graves	7	Ole Miss, '16	2	Eight Times	48	South Alabama, '16	11	UMass, '16

TACKLES

Player	Tackles	Opponent
Fletcher Adams	5	Samford, '16
Nelson Adams	5	Arkansas, '16
Hunter Bradley	1	Twice
Richie Brown	14	Auburn, '16
Brandon Bryant	10	Ole Miss, '15
Johnathan Calvin	9	UMass, '16
Kelan Chairs	4	UT Martin, '14
Tolando Cleveland	7	Twice
Will Coleman	3	Twice
Kivon Coman	15	Arkansas, '16
Torrey Dale	4	Auburn, '16
Lashard Durr	5	Samford, '16
Jamoral Graham	7	Troy, '15
J.T. Gray	10	LA Tech, '15
Gerri Green	11	Troy, '15
Dez Harris	5	Four Times
Grant Harris	2	Twice
Braxton Hoyett	3	Kentucky, '16
Nick James	5	Twice
A.J. Jefferson	8	LSU, '15
Cedric Jiles	6	Three Times
Traver Jung	5	Ole Miss, '16
Leo Lewis	12	BYU, '16
Mark McLaurin	10	Auburn, '16
Jamal Peters	5	Missouri, '15
Josiah Phillips	1	Three Times
Chris Rayford	7	Samford, '16
Jeffery Simmons	6	Arkansas, '16
Maurice Smitherman	1	Three Times
Marquiss Spencer	5	BYU, '16
Chris Stamps	1	UMass, '16
Cory Thomas	4	South Alabama, '16
DeAndre Ward	8	Kentucky, '16

TACKLES FOR LOSS

Player	TFL	Opponent
Fletcher Adams	0.5	Samford, '16
Nelson Adams	1.0	Four Times
Richie Brown	3.0	Auburn, '15
Brandon Bryant	1.0	Twice
Johnathan Calvin	2.5	Ole Miss, '16
Kelan Chairs	0.5	Troy, '15
Tolando Cleveland	1.5	Twice
Will Coleman	1.0	Three Times
Kivon Coman	2.0	South Alabama, '16
Torrey Dale	1.0	Twice
Lashard Durr	0.5	LSU, '16
Jamoral Graham	1.0	Troy, '15
J.T. Gray	2.0	Arkansas, '16
Gerri Green	1.5	Northwestern State, '15
Dezmond Harris	1.5	Twice
Braxton Hoyett	1.0	Samford, '16
Nick James	1.0	Twice
Cedric Jiles	1.0	Samford, '16
A.J. Jefferson	4.0	South Alabama, '16
Traver Jung	2.0	Texas A&M, '16
Leo Lewis	2.0	South Alabama, '16
Mark McLaurin	1.0	Twice
Jamal Peters	1.5	Northwestern State, '15
Jeffery Simmons	1.5	South Carolina, '16
Marquiss Spencer	1.0	Three Times
Cory Thomas	1.0	Five Times
DeAndre Ward	1.5	Alabama, '16

SACKS

Player	Sacks	Opponent
Nelson Adams	1.0	Three Times
Richie Brown	2.0	Twice
Brandon Bryant	1.0	Troy, '15
Johnathan Calvin	2.0	Ole Miss, '16
Tolando Cleveland	1.0	Troy, '15
Will Coleman	1.0	Samford, '16
Kivon Coman	0.5	Troy, '15
Torrey Dale	1.0	UT Martin, '14
J.T. Gray	1.0	Twice
Nick James	0.5	South Carolina, '16
A.J. Jefferson	2.0	Twice
Traver Jung	1.0	BYU, '16
Leo Lewis	1.0	Ole Miss, '16
Mark McLaurin	1.0	Texas A&M, '16
Jamal Peters	1.0	Northwestern State, '15
Marquiss Spencer	1.0	Auburn, '16
DeAndre Ward	1.0	Northwestern State, '15

INTERCEPTIONS

Player	INT	Opponent
Richie Brown	3	Texas A&M, '14
Brandon Bryant	1	Four Times
Johnathan Calvin	1	UMass, '16
Tolando Cleveland	1	Twice
Kivon Coman	1	Three Times
Jamoral Graham	1	Twice
Gerri Green	1	Twice
Cedric Jiles	1	Ole Miss, '16
Mark McLaurin	1	Twice
Jamal Peters	1	Twice
Maurice Smitherman	1	Samford, '16
Cory Thomas	1	Kentucky, '15
DeAndre Ward	1	Samford, '16

PLAYER 2016 SEASON HIGHS

RUSHING

Player	Carries	Opponent	Yards	Opponent	TDs	Opponent	Long	Opponent
Malik Dear	5	Kentucky, '16	77	Kentucky, '16	1	Kentucky, '16	45	Kentucky, '16
Nick Fitzgerald	20	Texas A&M, '16	258	Ole Miss, '16	4	Arkansas, '16	74	Twice
Nick Gibson	5	Kentucky, '16	33	Samford, '16	None		14	Samford, '16
Brandon Holloway	15	South Carolina, '16	80	UMass, '16	1	South Alabama, '16	22	South Carolina, '16
Dontavian Lee	2	Twice	14	Auburn, '16	None		9	Auburn, '16
Keith Mixon	5	Samford, '16	38	Samford, '16	None		15	Samford, '16
Ashton Shumpert	12	UMass, '16	68	UMass, '16	1	UMass, '16	27	UMass, '16
Aeris Williams	25	Ole Miss, '16	191	Ole Miss, '16	2	Ole Miss, '16	36	Ole Miss, '16
Damian Williams	12	South Alabama, '16	93	South Alabama, '16	1	LSU, '16	23	South Alabama, '16

PASSING

Player	Attempts	Opponent	Completions	Opponent	Yards	Opponent	TDs	Opponent
Nick Fitzgerald	39	UMass, '16	26	UMass, '16	471	Samford, '16	5	Samford, '16
Damian Williams	28	South Alabama, '16	20	South Alabama, '16	143	South Alabama, '16	1	Twice

RECEIVING

Player	Receptions	Opponent	Yards	Opponent	TDs	Opponent	Long	Opponent
Jamal Couch	2	Twice	38	Arkansas, '16	None		26	Auburn, '16
Malik Dear	4	Twice	61	Samford, '16	1	Twice	33	Samford, '16
Donald Gray	8	UMass, '16	207	Samford, '16	3	Samford, '16	74	Samford, '16
Farrod Green	3	Twice	42	Samford, '16	1	UMass, '16	18	Samford, '16
Brandon Holloway	5	South Alabama, '16	40	South Alabama, '16	None		19	South Alabama, '16
Justin Johnson	2	South Alabama, '16	22	South Alabama, '16	None		18	South Alabama, '16
Keith Mixon	4	BYU, '16	69	BYU, '16	1	Twice	44	BYU, '16
Gabe Myles	3	South Carolina, '16	45	South Carolina, '16	None		31	South Carolina, '16
Fred Ross	10	Arkansas, '16	171	Arkansas, '16	2	Twice	46	UMass, '16
Dedrick Thomas	2	Twice	23	UMass, '16	1	South Alabama, '16	15	UMass, '16
Jordan Thomas	2	Twice	7	Twice	1	South Carolina, '16	12	LSU, '16
Aeris Williams	2	LSU, '16	11	LSU, '16	None		6	LSU, '16

PUNTING

Player	No.	Opponent	Yards	Opponent	Inside 20	Opponent	Avg. (Min. 3)	Opponent	Long	Opponent
Logan Cooke	7	LSU, '16	271	LSU, '16	5	LSU, '16	49.5	South Carolina, '16	68	South Carolina, '16
Kody Schexnayder	7	Alabama, '16	210	Alabama, '16	2	Alabama, '16	41.0	Texas A&M, '16	52	Texas A&M, '16

KICKING

Player	PAT	Opponent	FGs	Opponent	Long	Opponent	Points	Opponent
Jace Christmann	none		none		none		none	
Westin Graves	6	Ole Miss, '16	2	Four Times	48	South Alabama, '16	11	UMass, '16

TACKLES

Player	Tackles	Opponent
Fletcher Adams	5	Samford, '16
Nelson Adams	5	Arkansas, '16
Richie Brown	14	Auburn, '16
Brandon Bryant	9	Twice
Johnathan Calvin	9	UMass, '16
Kelan Chairs	2	UMass, '16
Will Coleman	2	Arkansas, '16
Kivon Coman	15	Arkansas, '16
Torrey Dale	3	LSU, '16
Lashard Durr	5	Samford, '16
Jamoral Graham	6	South Alabama, '16
J.T. Gray	8	Four Times
Gerri Green	6	Arkansas, '16
Dezmond Harris	5	Arkansas, '16
Grant Harris	5	LSU, '16
Braxton Hoyett	3	Kentucky, '16
Nick James	4	Twice
A.J. Jefferson	7	South Alabama, '16
Cedric Jiles	6	Twice
Traver Jung	5	Ole Miss, '16
Leo Lewis	12	BYU, '16
Mark McLaurin	10	Auburn, '16
Jamal Peters	4	Alabama, '16
Josiah Phillips	1	Twice
Cory Thomas	4	Twice
Chris Rayford	7	Samford, '16
Jeffery Simmons	6	Arkansas, '16
Maurice Smitherman	1	Three Times
Marquiss Spencer	5	BYU, '16
Chris Stamps	1	UMass, '16
DeAndre Ward	8	Kentucky, '16

TACKLES FOR LOSS

Player	TFL	Opponent
Fletcher Adams	0.5	Samford, '16
Nelson Adams	1.0	Twice
Richie Brown	2.0	South Carolina, '16
Brandon Bryant	1.0	Ole Miss, '16
Johnathan Calvin	2.5	Ole Miss, '16
Will Coleman	1.0	Samford, '16
Kivon Coman	2.0	South Alabama, '16
Torrey Dale	1.0	Alabama, '16
Lashard Durr	0.5	LSU, '16
Jamoral Graham	0.5	LSU, '16
J.T. Gray	2.0	Arkansas, '16
Gerri Green	0.5	LSU, '16
Dez Harris	1.5	Arkansas, '16
Braxton Hoyett	1.0	Samford, '16
Nick James	0.5	South Carolina, '16
A.J. Jefferson	4.0	South Alabama, '16
Nick James	0.5	Samford, '16
Cedric Jiles	1.0	Samford, '16
Traver Jung	2.0	Texas A&M, '16
Leo Lewis	2.0	South Alabama, '16
Mark McLaurin	1.0	Twice
Jamal Peters	1.0	Kentucky, '16
Jeffery Simmons	1.5	South Carolina, '16
Marquiss Spencer	1.0	Three Times
Cory Thomas	1.0	Four Times
DeAndre Ward	1.5	Alabama, '16

SACKS

Player	Sacks	Opponent
Nelson Adams	1.0	Twice
Richie Brown	1.0	South Carolina, '16
Johnathan Calvin	2.0	Ole Miss, '16
Will Coleman	1.0	Samford, '16
J.T. Gray	1.0	South Alabama, '16
Nick James	0.5	South Carolina, '16
A.J. Jefferson	2.0	South Alabama, '16
Traver Jung	1.0	BYU, '16
Leo Lewis	1.0	Ole Miss, '16
Mark McLaurin	1.0	Texas A&M, '16
Marquiss Spencer	1.0	Auburn, '16
DeAndre Ward	0.5	Twice

INTERCEPTIONS

Player	INT	Opponent
Brandon Bryant	1	Samford, '16
Johnathan Calvin	1	UMass, '16
Kivon Coman	1	Twice
Cedric Jiles	1	Ole Miss, '16
Mark McLaurin	1	Twice
Jamoral Graham	1	Twice
Jamal Peters	1	Twice
Maurice Smitherman	1	Samford, '16
DeAndre Ward	1	Samford, '16

THE LAST TIME MSU ...

RUSHING

Had 400+ yards rushing: at Ole Miss, 2016 (457)
Had 300+ yards rushing: at Ole Miss, 2016 (457)
Had 250+ yards rushing: at Ole Miss, 2016 (457)
Had 200+ yards rushing: at Ole Miss, 2016 (457)
Had 70+ rushing attempts: vs. Arkansas, 2010 (70)
Had 60+ rushing attempts: at Auburn, 2011 (63)
Had 50+ rushing attempts: vs. Texas A&M, 2016 (58)
Had seven+ rushing TDs: vs. Middle Tennessee, 2000 (7)
Had six+ rushing TDs: vs. Middle Tennessee, 2000 (7)
Had five+ rushing TDs: vs. Northwestern State, 2015 (5)
Had four+ rushing TDs: at Ole Miss, 2016 (4)
Had three+ rushing TDs: at Ole Miss, 2016 (4)
Had two+ players with 100 yards rushing: vs. Ole Miss, 2016 (Fitzgerald 258, Williams 191)
Had three+ players with 100 yards rushing: vs. NE Louisiana, 1996 (Tony Buckhalter 119, Nakia Greer 110, Robert Isaac 103)

PASSING

Had 450+ yards passing: at Arkansas, 2015 (508)
Had 400+ yards passing: vs. Samford, 2016 (417)
Had 300+ yards passing: vs. Arkansas, 2016 (328)
Had 200+ yards passing: vs. Arkansas, 2016 (328)
Had 40+ pass attempts: at Alabama, 2016 (43)
Had 30+ pass attempts: vs. Arkansas, 2016 (33)
Had 25+ pass completions: vs. UMass, 2016 (26)
Had 20+ pass completions: vs. Arkansas, 2016 (23)
Had five+ passing TDs: vs. Samford, 2016 (5)
Had four+ passing TDs: vs. Samford, 2016 (5)
Had three+ passing TDs: vs. Samford, 2016 (5)
Had four+ passes intercepted: at LSU, 2010 (5)
Had three+ passes intercepted: at Alabama, 2014 (4)

RECEIVING

Had two players with 100 yards receiving: vs. Samford, 2016 (Donald Gray, 207; Fred Ross, 107)
Had 10+ different receivers catch a pass: vs. Kentucky, 2015 (10)
Had eight+ different receivers catch a pass: at Alabama, 2016 (9)

COMBINATION OFFENSE

Had one 300-yard passer and one 100-yard rusher in a game: vs. Brigham Young, 2001 (Kevin Fant 346 pass & Diconzo Miller 119 rush)
Had one 100-yard receiver and one 100-yard rusher in a game: vs. UMass, 2016 (Fred Ross 171 receiving & Nick Fitzgerald 131 rush)

TOTAL OFFENSE

Had 600+ yards total offense: vs. Samford, 2016 (669)
Had 550+ yards total offense: at Ole Miss, 2016 (566)
Had 500+ yards total offense: at Ole Miss, 2016 (566)
Had 400+ yards total offense: at Ole Miss, 2016 (566)
Had 85+ plays total offense: vs. Texas A&M, 2016 (89)
Had 80+ plays total offense: vs. Texas A&M, 2016 (89)
Had 75+ plays total offense: at Alabama, 2016 (78)

SCORING

Scored 60+ points: vs. Northwestern State, 2015 (62)
Scored 50+ points: at Ole Miss, 2016 (55)
Scored 40+ points: at Ole Miss, 2016 (55)
Scored 30+ points: at Ole Miss, 2016 (55)
Allowed 60+ points: vs. South Carolina, 1995 (65)
Allowed 50+ points: vs. Arkansas, 2016 (58)
Allowed 40+ points: vs. Arkansas, 2016 (58)
Allowed 30+ points: vs. Arkansas, 2016 (58)
Was held scoreless: at Ole Miss, 2008 (0-45)
Was held scoreless at Scott Field: vs. LSU, 2007 (0-45)
Was held scoreless on the road: at Ole Miss, 2008 (0-45)
Was held scoreless at a non-campus site: vs. Florida, 1989 (21-0 in Tampa, Fla.)
Held opponent scoreless: vs. Vanderbilt, 2014 (51-0)
Held opponent scoreless at Scott Field: vs. Vanderbilt, 2014 (51-0)
Held opponent scoreless on the road: at South Carolina, 1998 (38-0)
Held opponent scoreless at neutral site: vs. Kansas, 1981 Hall of Fame Bowl (10-0)
Held opponent without a touchdown: at Auburn, 2015 (17-9)
Held opponent without an offensive touchdown: at Auburn, 2015 (17-9)
Held two opponents scoreless in one season: 2014
Held three opponents scoreless in one season: 1963
Held an SEC opponent scoreless: vs. Vanderbilt, 2014 (51-0)
Held two SEC opponents scoreless in one season: 1998
Scored a two-point conversion passing: vs. Arkansas, 2016 (Nick Fitzgerald to Fred Ross)
Scored a two-point conversion rushing: at Texas A&M, 2013 (Dak Prescott rush)
Attempted a 2-point conversion: vs. Arkansas, 2016 (2 - pass successful & pass failed)

TURNOVERS

Committed eight+ turnovers: at Arkansas, 2003 (8)
Committed seven+ turnovers: vs. LSU, 2007 (7)
Had five+ fumbles: vs. Georgia Tech, 2009 (5)
Lost four+ fumbles: vs. Georgia Tech, 2009 (4)
Lost three+ fumbles: vs. Arkansas, 2010 (3)
Did not commit a turnover: vs. Troy, 2015
Did not cause a turnover: vs. South Alabama, 2016
Recorded six+ takeaways: at Kentucky, 2007 (6)
Recorded five+ takeaways: vs. Arkansas, 2012 (5)
Returned three+ interceptions for TDs: vs. Arkansas State, 1994 (Walt Harris - 41; Jimmy Lipscomb - 28; Dwayne Curry - 29)
Returned two+ interceptions for TDs: vs. Jackson State, 2012 (Darius Slay - 52, Matthew Wells - 22)
Returned one interception for a TD: at Ole Miss, 2016 (74 yards by Cedric Jiles)
Returned a fumble for a TD: at Kentucky, 2016 (81 yards by Mark McLaurin)
Two players had 2+ interceptions: at Middle Tennessee, 2009 (Corey Broomfield - 2; Johnthan Banks - 2)

DEFENSE

Held opponent to 10 or fewer first downs: vs. Rice, 2013 (7)
Held opponent to 0 or fewer yards rushing: vs. Florida, 2000 (-78 yds, 22 att.)
Held opponent to 25 or fewer yards rushing: vs. Kentucky, 2001 (2 yds, 17 att.)
Held opponent to 50 or fewer yards rushing: vs. South Carolina, 2016 (34 yds, 31 att.)
Held opponent to 50 or fewer yards passing: vs. ETSU, 1998 (27)
Held opponent to 100 or fewer yards rushing: vs. South Carolina, 2016 (34 yds, 31 att.)
Held opponent to 100 or fewer yards passing: vs. LSU, 2015 (71)
Held opponent to 200 or fewer yards total offense: vs. Rice, 2013 (145)
Held opponent to 250 or fewer yards total offense: vs. South Carolina, 2016 (243)
Held opponent to 300 or fewer yards total offense: vs. South Carolina, 2016 (243)
Intercepted five+ passes: at Memphis, 2002 (5)
Intercepted four+ passes: at Middle Tennessee, 2009 (4)
Intercepted three+ passes: vs. Samford, 2016 (3)
Scored a safety: vs. South Carolina, 2011 (Team)
Scored two+ safeties: vs. Florida, 2000 (2)
Recorded nine+ sacks: at Ole Miss, 1996 (9.0)
Recorded eight+ sacks: vs. Oklahoma State, 1999 (8.0)
Recorded six+ sacks: at Kentucky, 2014 (7)
Recorded five+ sacks: vs. NC State, 2015 (5)
Recorded four+ sacks: vs. South Carolina, 2016 (4)
Did not record a sack: vs. Arkansas, 2016
Had four players record 10+ tackles:	vs. Texas A&M, 2012 (B. McKinney, C. Lawrence, N. Whitley, M. Wells)
Had three players record 10+ tackles:	vs. Texas A&M, 2012 (B. McKinney, C. Lawrence, N. Whitley, M. Wells)
Had two players record 10+ tackles: vs. Auburn, 2016 (R. Brown, M. McLaurin)

SPECIAL TEAMS

Returned a punt for a TD: vs. Troy, 2015 (Fred Ross - 77)
Returned a blocked punt for a TD: at Auburn, 2009 (Robert Elliott - 10)
Returned a kickoff for a TD: at Southern Miss, 2015 (Brandon Holloway - 100)
Returned a blocked FG for a TD: vs. Southern Miss, 2014 (Jay Hughes - 70)
Blocked one punt: vs. LA Tech, 2015 (Donald Gray)
Blocked two punts: vs. LSU, 1999 (Robert Bean, Eugene Clinton, Rob Knight)
Blocked three punts: vs. LSU, 1999 (Robert Bean, Eugene Clinton, Rob Knight)
Punted 10+ times: at Ole Miss, 2008 (10)
Did not punt: vs. Troy, 2013
Blocked a field goal: at Arkansas, 2015 (Beniquez Brown)
Had a punt blocked: at Missouri, 2015 (Kentrell Brothers)
Had a field goal blocked: at Arkansas, 2013 (Devon Bell 28-yard attempt)
Blocked a PAT kick: vs. Samford, 2016 (Nelson Adams)
Scored on a blocked PAT kick: vs. Texas A&M, 2000 (Julius Griffith)
Missed a kicking PAT: at Ole Miss, 2016
Had a kicking PAT blocked: vs. Texas A&M, 2014
Recovered an onside kick: at LSU, 2016

MISCELLANEOUS

Had 30+ first downs: vs. UMass, 2016 (31)
Had 20+ first downs: at Ole Miss, 2016 (23)
Had 20+ penalties: vs. Clemson, 1999 (21)
Had 10+ penalties: vs. Vanderbilt, 2014 (11)
Had 100+ yards in penalties: vs. Gardner-Webb, 2007 (102)
Had 35 minutes+ of possession time: vs. Texas A&M, 2016 (37:13)
Was involved in a tie game: vs. Arkansas, 1993 (13-13)
Was involved in an overtime game: OT at BYU, 2016 (L, 28-21)

THE LAST TIME AN MSU PLAYER ...

RUSHING

Rushed 40+ times:	Michael Davis vs. Ole Miss, 1993 (40)
Rushed 35+ times:	James Johnson vs. Alabama, 1998 (36)
Rushed 30+ times:	Vick Ballard vs. Arkansas, 2010 (33)
Rushed 25+ times:	Aeris Williams at Ole Miss, 2016 (25)
Rushed for 250+ yards:	Nick Fitzgerald at Ole Miss, 2016 (258)
Rushed for 200+ yards:	Nick Fitzgerald at Ole Miss, 2016 (258)
Rushed for 175+ yards:	Aeris Williams at Ole Miss, 2016 (191)
Rushed for 150+ yards:	Aeris Williams at Ole Miss, 2016 (191)
Rushed for 125+ yards:	Aeris Williams at Ole Miss, 2016 (191)
Rushed for 100+ yards:	Aeris Williams at Ole Miss, 2016 (191)
Rushed for 100+ yards (quarterback):	Nick Fitzgerald at Ole Miss, 2016 (258)
Rushed for four+ touchdowns:	Nick Fitzgerald vs. Arkansas, 2016 (4)
Rushed for three+ touchdowns:	Nick Fitzgerald vs. Arkansas, 2016 (4)
Rushed for two+ touchdowns:	Nick Fitzgerald & Aeris Williams at Ole Miss, 2016 (2)
Had a run of 80+ yards:	James Johnson at Alabama, 1997 (83)
Had a run of 70+ yards:	Nick Fitzgerald at Ole Miss, 2016 (70)
Had a run of 60+ yards:	Nick Fitzgerald at Ole Miss, 2016 (70)
Had a run of 50+ yards:	Nick Fitzgerald at Ole Miss, 2016 (70)

PASSING

Passed for 450+ yards:	Dak Prescott at Arkansas, 2015 (508)
Passed for 400+ yards:	Nick Fitzgerald vs. Samford, 2016 (417)
Passed for 300+ yards:	Nick Fitzgerald vs. Arkansas, 2016 (328)
Passed for 250+ yards:	Nick Fitzgerald vs. Arkansas, 2016 (328)
Passed for 200+ yards:	Nick Fitzgerald vs. Arkansas, 2016 (328)
Attempted 45+ passes:	Dak Prescott at Arkansas, 2015 (50)
Attempted 35+ passes:	Nick Fitzgerald vs. Samford, 2016 (35)
Completed 30+ passes:	Nick Fitzgerald vs. Samford, 2016 (35)
Completed 25+ passes:	Nick Fitzgerald vs. Samford, 2016 (35)
Completed 20+ passes:	Nick Fitzgerald vs. Samford, 2016 (35)
Threw four+ touchdown passes:	Nick Fitzgerald vs. Samford, 2016 (5)
Threw three+ touchdown passes:	Nick Fitzgerald at Ole Miss, 2016 (3)
Threw five+ interceptions:	Michael Henig vs. LSU, 2007 (6)
Threw four+ interceptions:	Tyler Russell vs. Northwestern, 2012 (4)
Threw three+ interceptions:	Dak Prescott at Alabama, 2014 (3)
Completed pass for 90+ yards:	Kevin Fant to Terrell Grindle vs. Kentucky, 2002 (91)
Completed pass for 80+ yards:	Tyler Russell to Jameon Lewis at Memphis, 2011 (80)
Completed pass for 70+ yards:	Nick Fitzgerald to Donald Gray vs. Samford, 2016 (74)
Completed pass for 60+ yards:	Nick Fitzgerald to Fred Ross vs. Texas A&M, 2016 (60)
Completed pass for 50+ yards:	Nick Fitzgerald to Fred Ross vs. Texas A&M, 2016 (60)

RECEIVING

Caught 15+ passes:	Eric Moulds at Tennessee, 1995 (15)
Caught 10+ passes:	Fred Ross vs. Arkansas, 2016 (10)
Caught seven+ passes:	Fred Ross vs. Arkansas, 2016 (10)
Had 200+ yards receiving:	Donald Gray vs. Samford, 2016 (207)
Had 175+ yards receiving:	Donald Gray vs. Samford, 2016 (207)
Had 150+ yards receiving:	Fred Ross vs. Arkansas, 2016 (171)
Had 100+ yards receiving:	Fred Ross vs. Arkansas, 2016 (171)
Caught three+ TD passes:	Donald Gray vs. Samford, 2016 (3)
Caught two+ TD passes:	Fred Ross vs. Arkansas, 2016 (2)

TOTAL OFFENSE

Had 450+ yards total offense:	Nick Fitzgerald vs. Arkansas, 2016 (459)
Had 400+ yards total offense:	Nick Fitzgerald vs. Arkansas, 2016 (459)
Had 350 yards+ total offense:	Nick Fitzgerald at Ole Miss, 2016 (367)
Had 300 yards+ total offense:	Nick Fitzgerald at Ole Miss, 2016 (367)
Had 100 yards both passing and rushing:	N. Fitzgerald at Ole Miss, 2016 (258 rush, 109 pass)

SCORING

Accounted for five+ touchdowns:	Nick Fitzgerald at Ole Miss, 2016 (3 pass, 2 rush)
Accounted for four+ touchdowns:	Nick Fitzgerald at Ole Miss, 2016 (3 pass, 2 rush)
Accounted for three+ touchdowns:	Nick Fitzgerald at Ole Miss, 2016 (3 pass, 2 rush)
Scored four+ touchdowns:	Nick Fitzgerald vs. Arkansas, 2016 (4 rush)
Scored three+ touchdowns:	Nick Fitzgerald vs. Arkansas, 2016 (2 pass, 4 rush)
Scored two+ touchdowns:	N. Fitzgerald & A. Williams at Ole Miss, 2016 (2 rush)
Scored two+ non-offensive TDs:	Johnthan Banks (2 IR) vs. Florida, 2009

DEFENSE

Intercepted three+ passes:	Richie Brown vs. Texas A&M, 2014 (3)
Intercepted two+ passes:	Taveze Calhoun vs. Kentucky, 2015 (2)
Intercepted a pass:	Jamal Peters & Cedric Jiles at Ole Miss, 2016 (1)
Recovered three+ fumbles:	Chris Corroero vs. Memphis, 1987 (3)
Recovered two+ fumbles:	Kamau Jackson vs. Tennessee, 2002 (2)
Recovered a fumble:	Mark McLaurin, at Alabama, 2016 (1)
Forced two+ fumbles:	Dez Harris at LSU, 2016 (2)
Forced a fumble:	Jamal Peters at Alabama, 2016 (1)
Recorded five+ sacks:	Greg Favors at Ole Miss, 1996 (5.5)
Recorded three+ sacks:	Willie Evans vs. Tulane, 2005 (3.0)
Recorded two+ sacks:	A.J. Jefferson vs. South Alabama, 2016 (2.0)
Recorded five+ tackles for loss:	Deljuan Robinson vs. Auburn, 2006 (5.0)
Recorded three+ tackles for loss:	A.J. Jefferson vs. South Alabama, 2016 (4.0)
Recorded 20+ tackles:	Mario Haggan vs. Arkansas, 2000 (20)
Recorded 10+ tackles:	Kivon Coman vs. Arkansas, 2016 (15)
Recorded 10+ tackles in back-to-back games:	Beniquez, 2015 (Two Straight vs. Alabama (11), at Arkansas (12)
Returned an interception for a touchdown:	DeAndre Ward (35) vs. Samford, 2016

SPECIAL TEAMS

Scored 10+ points kicking:	Westin Graves at Southern Miss, 2015 (10)
Kicked five+ field goals:	Derek DePasquale vs. UAB, 2010 (5)
Kicked four+ field goals:	Derek DePasquale vs. UAB, 2010 (5)
Kicked two field goals of 50+ yards:	Brian Hazelwood vs. Memphis, 1997 (51, 53)
Kicked one field goal of 50+ yards:	Devon Bell vs. LSU, 2015 (52)
Kicked a punt of 70+ yards:	Devon Bell at South Alabama, 2014 (70)
Kicked a punt of 60+ yards:	Logan Cooke vs. South Carolina, 2016 (68)
Punted 10+ times:	Blake McAdams at Ole Miss, 2008 (12)
Totaled 175+ kick return yards:	Jameon Lewis at Ole Miss, 2012 (183, 5 ret.)
Totaled 150+ kick return yards:	Jameon Lewis at Ole Miss, 2012 (183, 5 ret.)
Totaled 100+ kick return yards:	Keith Mixon vs. Arkansas, 2016 (106, 5 ret.)
Totaled 50+ punt return yards:	Fred Ross vs. Troy, 2015 (75, 3 ret.)

THE LAST TIME AN OPPONENT ...

RUSHING

Had 400+ yards rushing:	Georgia Tech, 2014 (452)
Had 300+ yards rushing:	Arkansas, 2016 (357)
Had 200+ yards rushing:	Ole Miss, 2016 (208)
Had 70+ rushing attempts:	Oklahoma State, 1998 (71)
Had 60+ rushing attempts:	Georgia Tech, 2014 (61)
Had 50+ rushing attempts:	Auburn, 2016 (58)
Had six+ rushing TDs:	Georgia Tech, 2014 (6)
Had four+ rushing TDs:	Arkansas, 2016 (5)
Had two players with 100 yds rushing:	Arkansas, 2016 (Williams 205, Whaley 112)

PASSING

Had 400+ yards passing:	Samford, 2016 (468)
Had 300+ yards passing:	Ole Miss, 2016 (320)
Had 200+ yards passing:	Ole Miss, 2016 (320)
Had 60+ pass attempts:	Samford, 2016 (70)
Had 50+ pass attempts:	Samford, 2016 (70)
Had 40+ pass attempts:	Alabama, 2016 (41)
Had 30+ pass attempts:	Alabama, 2016 (41)
Had 40+ pass completions:	Samford, 2016 (42)
Had 30+ pass completions:	Alabama, 2016 (31)
Had 25+ pass completions:	Alabama, 2016 (31)
Had 20+ pass completions:	Alabama, 2016 (31)
Had five+ passing TDs:	Alabama, 2016 (5)
Had four+ passing TDs:	Alabama, 2016 (5)
Had three+ passing TDs:	Arkansas, 2016 (3)

RECEIVING

Had two players with 100 yards receiving in a game:	Samford, 2016 (Karelc Hamilton 213 and Kelvin McKnight 115)
Had four+ players catch five+ passes:	Arkansas, 2015 (5)
Had three+ players catch five+ passes:	Ole Miss, 2016 (3)
Had 12+ players catch a pass:	Troy, 2013 (12)
Had eight+ players catch a pass:	Ole Miss, 2016 (9)

TOTAL OFFENSE

Had 650+ yards total offense:	Arkansas, 2016 (661)
Had 600+ yards total offense:	Arkansas, 2016 (661)
Had 550+ yards total offense:	Arkansas, 2016 (661)
Had 500+ yards total offense:	Ole Miss, 2016 (521)
Had 400+ yards total offense:	Ole Miss, 2016 (521)
Had 80+ plays total offense:	Ole Miss, 2016 (86)
Had 75+ plays total offense:	Ole Miss, 2016 (86)

SCORING

Scored 60+ points:	South Carolina, 1995 (65)
Scored 50+ points:	Arkansas, 2016 (58)
Scored 40+ points:	Arkansas, 2016 (58)
Scored 30+ points:	Arkansas, 2016 (58)
Scored a two-point conversion rushing:	Arkansas, 2016
Scored a two-point conversion passing:	Samford, 2016
Failed on a two-point conversion attempt:	Arkansas, 2016

TURNOVERS

Had five+ fumbles:	Ole Miss, 2011 (6)
Had four+ fumbles lost:	LSU, 2004 (4)
Had three+ fumbles lost:	Arkansas, 2012 (3)
Committed five+ turnovers:	Arkansas, 2012 (5)
Did not commit a turnover:	Arkansas, 2016
Intercepted five+ MSU passes:	LSU, 2010 (5)
Intercepted four+ MSU passes:	Northwestern, 2012 (4)
Intercepted three+ MSU passes:	Alabama, 2014 (3)
Returned an interception for a TD:	Kentucky, 2016 (Marcus McWilson)
Returned a fumble for a TD:	LSU, 2014 (Danielle Hunter 25-yd fumble recovery)

DEFENSE

Held MSU to 10 or fewer first downs:	Alabama, 2013 (10)
Recorded 10+ sacks:	Ole Miss, 2008 (11)
Recorded seven+ sacks:	Ole Miss, 2015 (7)
Scored a safety:	Texas A&M, 2013
Scored two safeties:	Florida, 2005
Held MSU to 25 or fewer yards rushing:	Alabama, 2011 (12)
Held MSU to 100 or fewer yards passing:	Kentucky, 2016 (81)
Held MSU to 50 or fewer yards passing:	Florida, 2010 (33)
Held MSU to 300 or less yards total offense:	Auburn, 2016 (289)
Held MSU to 200 or less yards total offense:	Alabama, 2013 (197)
Held MSU to 100 or fewer yards both rushing & passing:	Ole Miss, 2008 (-51 rush, 88 pass)

SPECIAL TEAMS

Returned a punt for a TD:	Texas A&M, 2016 (Christian Kirk - 93)
Returned a blocked punt for a TD:	Ole Miss, 2013 (Terrell Grant - 0)
Returned a kickoff for a TD:	Tennessee, 2012 (Cordarrelle Patterson - 98)
Punted 10+ times:	Vanderbilt, 2009 (11)
Did not punt:	Georgia Tech, 2014 (61)
Missed a kicking PAT:	Arkansas, 2016
Missed two kicking PATs:	Tulane, 2006
Blocked a field goal:	Arkansas, 2013
Blocked a punt:	Missouri, 2015

MISCELLANEOUS

Had 30+ first downs:	Ole Miss, 2016 (31)
Had 10+ penalties:	Texas A&M, 2013 (10)
Had 100+ yards in penalties:	Texas A&M, 2013 (105)
Had 35 minutes+ of possession time:	South Alabama, 2016 (36:41)
Had two 100-yard rushers and one 100-yard receiver:	Georgia Tech, 2014 (Days 171 rush, Thomas 121 rush, Waller 114 rec.)
Had one 100-yard rusher and one 100-yard receiver:	Alabama, 2016 (Hurts 100 rush, Stewart 156 rec.)

INDIVIDUAL RUSHING

Rushed 40+ times:	Deuce McAllister (Ole Miss), 1998 (40)
Rushed 35+ times:	Kamryn Pettway (Auburn), 2016 (39)
Rushed for 200+ yards:	Rawleigh Williams III (Arkansas), 2016 (205)
Rushed for 175+ yards:	Rawleigh Williams III (Arkansas), 2016 (205)
Rushed for 150+ yards:	Rawleigh Williams III (Arkansas), 2016 (205)
Rushed for 125+ yards:	Rawleigh Williams III (Arkansas), 2016 (205)
Rushed for 100+ yards:	Akeem Judd (Ole Miss), 2016 (107)
Rushed for five+ touchdowns:	Carnell Williams (Auburn), 2003 (6)
Rushed for four+ touchdowns:	Rawleigh Williams III (Arkansas), 2016 (4)
Had a run of 80+ yards:	Marquis Young (UMass), 2016 (83)
Had a run of 70+ yards:	Marquis Young (UMass), 2016 (83)
Had a run of 60+ yards:	Jalen Hurts (Alabama), 2016 (60)
Had a run of 50+ yards:	Jalen Hurts (Alabama), 2016 (60)

INDIVIDUAL PASSING

Passed for 450+ yards:	Devlin Hodges (Samford), 2016 (468)
Passed for 400+ yards:	Devlin Hodges (Samford), 2016 (468)
Passed for 300+ yards:	Shea Patterson (Ole Miss), 2016 (320)
Attempted 60+ passes:	Devlin Hodges (Samford), 2016 (69)
Attempted 50+ passes:	Devlin Hodges (Samford), 2016 (69)
Completed 30+ passes:	Devlin Hodges (Samford), 2016 (42)
Completed 20+ passes:	Shea Patterson (Ole Miss), 2016 (27)
Threw five+ touchdown passes:	Brandon Allen (Arkansas), 2015 (7)
Threw four+ touchdown passes:	Jalen Hurts (Alabama), 2016 (4)
Completed a pass for 80+ yards:	Jacoby Brissett to Pharoah McKeever (NC State), 2015 (82)
Completed a pass for 70+ yards:	Jacoby Brissett to Pharoah McKeever (NC State), 2015 (82)

INDIVIDUAL RECEIVING

Caught 10+ passes:	Karel Hamilton (Samford), 2016 (14)
Caught seven+ passes:	ArDarius Stewart (Alabama), 2016 (8)
Had 150+ yards receiving:	ArDarius Stewart (Alabama), 2016 (156)
Had 100+ yards receiving:	ArDarius Stewart (Alabama), 2016 (156)
Caught three+ TD passes:	ArDarius Stewart (Alabama), 2016 (3)
Caught two+ TD passes:	Keon Hatcher (Arkansas), 2016 (2)

INDIVIDUAL TOTAL OFFENSE

Had 500+ yards total offense:	Devlin Hodges (Samford), 2016 (513)
Had 400+ yards total offense:	Jalen Hurts (Alabama), 2016 (447)
Had 100 yards both passing and rushing:	Jalen Hurts (Alabama), 2016, (347 pass/100 rush)

INDIVIDUAL SCORING

Accounted for six+ touchdowns:	Brandon Allen (Arkansas), 2015 (7 pass)
Accounted for five+ touchdowns:	Rawleigh Williams III (Arkansas), 2016 (4 rush, 1 pass)
Accounted for four+ touchdowns:	Rawleigh Williams III (Arkansas), 2016 (4 rush, 1 pass)
Scored four+ touchdowns:	Rawleigh Williams III (Arkansas), 2016 (4 rush)
Scored three+ touchdowns:	Rawleigh Williams III (Arkansas), 2016 (4 rush)

INDIVIDUAL DEFENSE

Intercepted three+ passes:	Craig Steltz (LSU), 2007 (3)
Intercepted two+ passes:	Robert Lester (Alabama), 2010 (2)
Recorded three+ sacks:	Jonathan Allen (Alabama), 2015 (3, 17)
Recorded two+ sacks:	Carl Lawson (Auburn), 2016 (2.0, 13)

SPECIAL TEAMS

Scored 10+ points kicking:	Adam Griffith (Alabama), 2016 (14)
Kicked five+ field goals:	Austin MacGinnis (Kentucky), 2016 (5)
Kicked four field goals:	Austin MacGinnis (Kentucky), 2016 (5)

2016 SUPERLATIVES

MSU Team Highs

Points Scored	56 vs. Samford (10/29)
Total Yards	669 vs. Samford (10/29)
Rushing Yards	457 at Ole Miss (11/26)
Rushing Attempts	58 vs. Texas A&M (11/5)
Rushing TDs	4 (2x) last at Ole Miss (11/26)
Passing Yards	417 vs. Samford (10/29)
Passes Completed	26 vs. UMass (9/24)
Passes Attempted	39 vs. UMass (9/24)
Passing TDs	5 vs. Samford (10/29)
Passes Intercepted	3 (2x) last vs. Samford (10/29)
First Downs	31 vs. UMass (9/24)
Penalties	9 vs. UMass (9/24)
Penalty Yards	90 vs. UMass (9/24)
Sacks	4 vs. South Carolina (9/10)

MSU Team Lows

Points Scored	14 vs. Auburn (10/8)
Total Yards	270 at LSU (9/17)
Rushing Yards	56 at LSU (9/17)
Rushing Attempts	32 at LSU (9/17)
Rushing TDs	0 (3x) last at Alabama (11/12)
Passing Yards	109 at Ole Miss (11/26)
Passes Completed	8 at Ole Miss (11/26)
Passes Attempted	17 at Ole Miss (11/26)
Passing TDs	0 at Alabama (11/12)
Passes Intercepted	0 (3x) last at Ole Miss (11/26)
First Downs	14 at LSU (9/17)
Penalties	3 vs. Arkansas (11/19)
Penalty Yards	22 vs. Arkansas (11/19)
Sacks	0 (2x) last vs. Arkansas (11/19)

MSU Individual

All-Purpose Yds	258 by Nick Fitzgerald at Ole Miss (11/26)
Rushing Yards	258 by Nick Fitzgerald at Ole Miss (11/26)
Rushing Carries	25 by Aeris Williams at Ole Miss (11/26)
Rushing TDs	4 by Nick Fitzgerald vs. Arkansas (11/19)
Longest Rush	74 (2x) last by Nick Fitzgerald vs. Texas A&M (11/5)
Passing Yards	417 by Nick Fitzgerald vs. Samford (10/29)
Pass Completions	26 by Nick Fitzgerald vs. UMass (9/24)
Passing Attempts	37 by Nick Fitzgerald at BYU (10/14)
Passes Intercepted	2 (3x) last by Nick Fitzgerald vs. Texas A&M (11/5)
Passing TDs	5 by Nick Fitzgerald vs. Samford (10/29)
Longest Pass	74 by Nick Fitzgerald vs. Samford (10/29)
Receiving Yards	207 by Donald Gray vs. Samford (10/29)
Receptions	10 by Fred Ross vs. Arkansas (11/19)
Receiving TDs	3 by Donald Gray vs. Samford (10/29)
Longest Reception	74 by Donald Gray vs. Samford (10/29)
FG's Made	2 (4x) last by Westin Graves vs. UMass (9/24)
FG's Attempted	4 by Westin Graves vs. South Alabama (9/3)
Longest FG Made	48 by Westin Graves vs. South Alabama (9/3)
PAT's	8 by Westin Graves vs. Samford (10/29)
Punts	7 (2x) last by Kody Schexnayder at Alabama (11/12)
Punts Average	49.5 by Logan Cooke vs. South Carolina (9/10)
Longest Punt	68 by Logan Cooke vs. South Carolina (9/10)
Punt Return Yds	37 by Fred Ross vs. South Carolina (9/10)
Longest Punt Ret.	16 by Fred Ross vs. South Carolina (9/10)
KO Return Yards	126 by Brandon Holloway vs. UMass (9/24)
Longest KO Ret.	48 by Brandon Holloway vs. UMass (9/24)
Total Tackles	15 by Kivon Coman vs. Arkansas (11/19)
Tackles for Loss	4.0 by A.J. Jefferson vs. South Alabama (9/3)
Sacks	2.0 (2x) last by Johnathan Calvin at Ole Miss (11/26)
Interceptions	1 (13x) last by Cedric Jiles at Ole Miss (11/26)
Int. Return Yards	74 by Cedric Jiles at Ole Miss (11/26)

Opponent Team Highs

Points Scored	58 by Arkansas (11/19)
Total Yards	661 by Arkansas (11/19)
Rushing Yards	357 by Arkansas (11/19)
Rushing Attempts	56 by Auburn (10/8)
Rushing TDs	5 by Arkansas (11/19)
Passing Yards	468 by Samford (10/29)
Passes Completed	42 by Samford (10/29)
Passes Attempted	70 by Samford (10/29)
Passing TDs	5 by Alabama (11/12)
Passes Intercepted	2 (2x) last by Samford (10/29)
First Downs	31 by Ole Miss (11/26)
Penalties	9 by BYU (10/14)
Penalty Yards	84 by BYU (10/14)
Sacks	6 by LSU (9/17)

Opponent Team Lows

Points Scored	14 by South Carolina (9/10)
Total Yards	243 by South Carolina (9/10)
Rushing Yards	34 by South Carolina (9/10)
Rushing Attempts	29 by South Alabama (9/3)
Rushing TDs	0 (2x) last by Ole Miss (11/26)
Passing Yards	209 by South Carolina (9/10)
Passes Completed	14 by Auburn (10/8)
Passes Attempted	18 by Auburn (10/8)
Passing TDs	1 (2x) last by Auburn (10/8)
Passes Intercepted	0 (3x) last by LSU (9/17)
First Downs	18 by South Carolina (9/10)
Penalties	1 by Arkansas (11/19)
Penalty Yards	10 by Arkansas (11/19)
Sacks	0 (2x) last by Arkansas (11/19)

Opponent Individual

All-Purpose Yds	237 by Christian Kirk for Texas A&M (11/5)
Rushing Yards	205 by Rawleigh Williams III for Arkansas (11/19)
Rushing Carries	39 by Kamryn Pettway for Auburn (10/8)
Rushing TDs	4 by Rawleigh Williams III for Arkansas (11/19)
Longest Rush	83 by Marquis Young for UMass (9/24)
Passing Yards	468 by Devlin Hodges for Samford (10/29)
Pass Completions	42 by Devlin Hodges for Samford (10/29)
Passing Attempts	69 by Devlin Hodges for Samford (10/29)
Passes Intercepted	3 by Devlin Hodges for Samford (10/29)
Passing TDs	4 (2x) last by Devlin Hodges for Samford (10/29)
Longest Pass	58 by Devlin Hodges for Samford (10/29)
Receiving Yards	213 by Karel Hamilton for Samford (10/29)
Receptions	14 by Karel Hamilton for Samford (10/29)
Receiving TDs	3 by ArDarius Stewart for Alabama (11/12)
Longest Reception	67 by ArDarius Stewart for Alabama (11/12)
FG's Made	4 by Austin MacGinnis for Kentucky (10/22)
FG's Attempted	5 by Austin MacGinnis for Kentucky (10/22)
Longest FG Made	51 by Austin MacGinnis for Kentucky (10/22)
PAT's	5 by Austin MacGinnis for Kentucky (10/22)
Punts	7 by Sean Kelly for South Carolina (9/10)
Punts Average	52.0 by Will Gleeson for Ole Miss (11/26)
Longest Punt	66 by Sean Kelly for South Carolina (9/10)
Punt Return Yds	93 by Christian Kirk for Texas A&M (11/5)
Longest Punt Ret.	93 by Christian Kirk for Texas A&M (11/5)
KO Return Yards	182 by Isaiah Rodgers for UMass (9/24)
Longest KO Ret.	62 by A.J. Turner for South Carolina (9/10)
Total Tackles	16 by Franci Bernard for BYU (10/14)
Tackles for Loss	2.5 by Arden Key for LSU (9/17)
Sacks	2.0 (2x) last by Carl Lawson for Auburn (10/8)
Interceptions	1 (9x) last by Donovan Wilson for Texas A&M (11/5)
Int. Return Yards	16 by T.J. Holloman for South Carolina (9/10)

LONG DRIVE SUPERLATIVES

Longest Drive

No. of Plays
By No. of Yards
By Time of Possession

MSU

15 (67 yds, 6:32) vs. UMass (9/24), results in FG
99 (12 p, 4:54) vs. Samford (10/29), results in TD
7:26 (14 p, 73 yds) vs. Texas A&M (11/5), results in TD

Opponents

20 (55 yds, 4:44) by Samford (10/29), turnover on downs
99 (9 p, 4:39) by South Alabama (9/3), results in TD
7:01 (13 p, 65 yds) by LSU (9/17), turnover on downs

MSU DRIVE CHARTS

South Alabama

Qtr.	Time	Start	Pl-Yds	TOP	Result
1st	15:00	MSU 24	3-7	1:25	Punt
1st	8:54	MSU 27	3-6	0:57	Punt
1st	5:48	MSU 40	7-60	2:29	TOUCHDOWN
2nd	13:19	MSU 20	6-80	1:59	TOUCHDOWN
2nd	8:27	MSU 16	10-64	3:46	FIELD GOAL
2nd	0:07	MSU 20	1-(-2)	0:07	End of Half
3rd	10:05	MSU 23	11-46	3:30	FIELD GOAL
3rd	4:51	MSU 38	5-21	2:21	Punt
4th	12:43	MSU 32	6-23	2:53	Punt
4th	8:48	MSU 41	8-30	2:45	Missed FG
4th	0:57	MSU 35	9-54	0:51	Missed FG

South Carolina

Qtr.	Time	Start	Pl-Yds	TOP	Result
1st	13:27	MSU 45	7-55	2:27	TOUCHDOWN
1st	8:49	MSU 22	6-75	2:12	Turnover on Downs
1st	0:15	MSU 37	9-63	3:00	TOUCHDOWN
2nd	10:27	MSU 28	6-17	3:26	Punt
2nd	6:24	SC 14	1-0	0:13	Interception
2nd	5:01	SC 36	5-36	1:40	TOUCHDOWN
2nd	1:07	MSU 22	7-68	1:07	FIELD GOAL
3rd	15:00	MSU 25	5-19	2:32	Turnover on Downs
3rd	11:08	MSU 16	4-29	1:33	Punt
3rd	6:32	MSU 29	3-3	1:05	Punt
3rd	0:00	MSU 27	13-62	5:30	FIELD GOAL
4th	8:54	MSU 18	5-24	2:28	Punt
4th	2:37	SC 48	6-39	2:37	End of Half

at LSU

Qtr.	Time	Start	Pl-Yds	TOP	Result
1st	12:40	MSU 29	3-5	1:02	Punt
1st	9:28	MSU 25	6-37	3:07	Punt
1st	4:29	MSU 2	3-(-1)	1:03	Punt
1st	0:35	MSU 35	3-(-2)	1:17	Punt
2nd	8:19	MSU 19	9-58	4:48	FIELD GOAL
2nd	0:02	MSU 18	1-(-2)	0:02	End of Half
3rd	14:55	MSU 19	4-37	1:27	Punt
3rd	12:33	MSU 40	12-40	5:52	FIELD GOAL
3rd	5:17	MSU 49	7-15	2:52	Punt
3rd	0:21	MSU 50	3-1	1:30	Punt
4th	0:00	MSU 34	0-0	0:00	Possession
4th	6:50	MSU 34	9-66	2:40	TOUCHDOWN
4th	4:05	LSU 32	2-32	0:35	TOUCHDOWN
4th	2:15	MSU 23	4-(-6)	0:40	Fumble

at UMass

Qtr.	Time	Start	Pl-Yds	TOP	Result
1st	15:00	MSU26	6-33	1:48	Punt
1st	11:17	UM36	8-31	2:32	FIELD GOAL
1st	7:55	MSU43	5-15	1:36	Punt
1st	6:08	MSU27	3-8	1:48	Punt
1st	4:12	MSU23	8-35	3:18	Fumble
2nd	14:16	MSU20	15-67	6:32	FIELD GOAL
2nd	1:48	MSU35	7-65	1:20	TOUCHDOWN
3rd	13:11	MSU13	7-25	1:44	Punt
3rd	9:33	MSU36	2-64	0:28	TOUCHDOWN
3rd	7:08	UM44	5-44	2:33	TOUCHDOWN
3rd	4:18	UM0	0-0	0:00	TOUCHDOWN
3rd	2:02	MSU39	6-61	1:55	TOUCHDOWN
4th	10:24	MSU29	4-26	2:08	Punt
4th	4:59	MSU34	6-66	2:26	TOUCHDOWN
4th	2:15	MSU42	5-32	2:15	End of Half

OPP. DRIVE CHARTS

South Alabama

Qtr.	Time	Start	Pl-Yds	TOP	Result
1st	13:35	USA 12	6-23	4:41	Punt
1st	7:57	USA 39	3-(-14)	2:09	Punt
1st	3:19	USA 25	9-55	5:00	Missed FG
2nd	11:20	USA 25	5-7	2:53	Punt
2nd	4:41	USA 25	9-67	4:34	Missed FG
3rd	15:00	USA 25	8-75	4:47	TOUCHDOWN
3rd	6:35	USA 25	9-(-9)	1:44	Punt
3rd	2:30	USA 1	9-99	4:39	TOUCHDOWN
4th	9:50	USA 9	3-8	1:02	Punt
4th	6:03	USA 29	9-71	5:06	TOUCHDOWN
4th	0:06	USA 10	1-(-2)	0:06	End of Game

South Carolina

Qtr.	Time	Start	Pl-Yds	TOP	Result
1st	15:00	SC 25	3-(-6)	1:33	Punt
1st	11:00	SC 25	5-10	2:11	Punt
1st	6:37	SC 3	13-60	6:22	Missed FG
2nd	12:07	SC 20	4-14	1:40	Interception
2nd	7:01	SC 11	2-3	0:37	Fumble
2nd	6:11	SC 18	3-2	1:10	Punt
2nd	3:15	SC 29	4-(-3)	2:08	Punt
3rd	12:28	MSU 44	3-(-15)	1:20	Punt
3rd	9:35	SC 10	6-15	3:03	Punt
3rd	5:27	SC 20	12-80	5:22	TOUCHDOWN
4th	9:24	SC 16	3-0	0:30	Punt
4th	6:26	SC 17	13-83	3:49	TOUCHDOWN

at LSU

Qtr.	Time	Start	Pl-Yds	TOP	Result
1st	15:00	LSU 24	3-7	2:20	Punt
1st	11:38	LSU 36	7-64	2:10	TOUCHDOWN
1st	6:21	LSU 8	4-25	1:52	Punt
1st	3:26	MSU 46	7-46	2:51	TOUCHDOWN
2nd	14:18	LSU 18	11-82	5:53	TOUCHDOWN
2nd	3:21	LSU 22	12-68	3:14	FIELD GOAL
3rd	13:28	LSU 13	3-3	0:55	Punt
3rd	6:33	LSU 29	3-22	1:16	Fumble
3rd	2:25	LSU 7	3-7	2:04	Punt
4th	13:51	LSU 1	13-65	7:01	Downs
4th	3:23	LSU 19	3-(-2)	1:08	Punt
4th	1:35	MSU 17	3-(-6)	1:35	End of Half

at UMass

Qtr.	Time	Start	Pl-Yds	TOP	Result
1st	13:12	UM2	3-8	1:55	Punt
1st	8:45	UM23	3-(-2)	0:50	Punt
1st	6:19	UM17	1-83	0:11	TOUCHDOWN
1st	4:20	UM43	1-0	0:08	Interception
1st	0:54	MSU23	4-3	1:38	Downs
2nd	7:44	UM26	10-74	5:56	TOUCHDOWN
2nd	0:28	UM15	1-(-1)	0:28	End of Half
3rd	15:00	UM36	6-12	1:49	Punt
3rd	11:27	UM12	3-(-2)	1:54	Punt
3rd	9:05	UM32	7-68	1:57	TOUCHDOWN
3rd	4:35	UM23	1-0	0:17	Interception
3rd	4:18	UM22	4-(-5)	2:16	Punt
3rd	0:07	UM21	15-79	4:43	TOUCHDOWN
4th	8:16	UM12	9-88	3:17	TOUCHDOWN
4th	2:33	UM47	1-(-5)	0:18	Interception

MSU DRIVE CHARTS

Auburn

Qtr.	Time	Start	Pl-Yds	TOP	Result
1st	13:52	AU19	4-8	1:12	Missed FG
1st	9:28	MSU25	3-8	1:27	Punt
1st	3:44	MSU25	7-35	2:24	Fumble
2nd	12:15	MSU25	3-3	0:57	Punt
2nd	8:09	MSU10	3-9	1:41	Punt
2nd	4:50	MSU10	6-13	1:55	Punt
2nd	1:54	MSU25	1-(-12)	0:09	Fumble
2nd	1:45	MSU25	6-17	1:45	End of Half
3rd	15:00	MSU25	6-13	2:36	Punt
3rd	9:40	MSU31	8-69	3:52	TOUCHDOWN
3rd	3:39	AU43	14-30	5:22	Interception
4th	11:53	AU45	4-45	1:39	TOUCHDOWN
4th	1:39	MSU25	4-11	1:33	End of Half

at BYU

Qtr.	Time	Start	Pl-Yds	TOP	Result
1st	15:00	MSU25	10-50	3:22	Missed FG
1st	10:37	MSU40	6-60	1:24	TOUCHDOWN
1st	0:48	MSU25	5-23	1:42	Interception
2nd	9:38	MSU25	14-75	5:44	TOUCHDOWN
2nd	2:20	MSU14	3-9	0:59	Punt
2nd	0:32	MSU49	3-0	0:31	Punt
3rd	10:51	MSU13	8-49	3:25	Punt
3rd	4:55	MSU7	3-6	1:39	Punt
4th	13:09	MSU31	11-40	5:11	Interception
4th	6:49	MSU19	10-50	3:44	Downs
4th	1:27	MSU20	3-5	1:15	Punt
4th	0:00	BYU40	0-0	0:00	End of Half
OT	15:00	BYU25	4-25	0:00	TOUCHDOWN
OT	15:00	BYU25	7-13	0:00	Downs

at Kentucky

Qtr.	Time	Start	Pl-Yds	TOP	Result
1st	15:00	MSU25	3-1	1:21	Punt
1st	7:10	MSU20	3-8	2:00	Punt
1st	4:24	MSU27	3-4	1:45	Punt
1st	0:52	MSU11	3-6	1:02	Punt
2nd	10:27	MSU45	4-55	1:42	TOUCHDOWN
2nd	7:49	UK45	4-0	2:20	Punt
2nd	3:09	UK35	4-35	1:09	TOUCHDOWN
2nd	0:15	MSU33	1-5	0:15	End of Half
3rd	13:52	MSU25	9-56	4:15	FIELD GOAL
3rd	6:20	MSU32	4-68	1:25	TOUCHDOWN
3rd	2:53	MSU25	6-18	3:02	Interception
4th	14:51	MSU25	3-(-1)	0:48	Punt
4th	9:33	MSU19	0-0	0:00	TOUCHDOWN
4th	6:45	MSU23	14-77	5:36	TOUCHDOWN

Samford

Qtr.	Time	Start	Pl-Yds	TOP	Result
1st	15:00	MSU30	6-70	1:39	TOUCHDOWN
1st	9:59	MSU25	2-75	0:40	TOUCHDOWN
1st	8:32	MSU35	10-65	3:11	TOUCHDOWN
1st	4:07	MSU25	3-(-12)	0:51	Interception
1st	2:00	MSU25	10-43	3:00	Interception
2nd	12:10	MSU43	4-14	0:51	Punt
2nd	11:05	SAM6	4-5	1:45	Downs
2nd	7:54	MSU33	3-9	1:45	Punt
2nd	4:53	MSU26	1-74	0:10	TOUCHDOWN
2nd	0:13	MSU13	1-4	0:13	End of Half
3rd	12:57	MSU1	12-99	4:54	TOUCHDOWN
3rd	6:41	MSU25	5-75	1:21	TOUCHDOWN
3rd	0:00	SAM16	0-(-1)	0:00	Fumble
3rd	2:48	SAM0	0-0	0:00	TOUCHDOWN
3rd	2:22	MSU25	4-18	1:50	Punt
4th	12:12	MSU23	8-72	3:16	Missed FG
4th	8:30	MSU47	8-53	3:16	TOUCHDOWN
4th	0:25	MSU22	1-(-2)	0:25	End of Half

OPP. DRIVE CHARTS

Auburn

Qtr.	Time	Start	Pl-Yds	TOP	Result
1st	15:00	AU20	3-2	1:08	Interception
1st	12:40	AU20	9-80	3:12	TOUCHDOWN
1st	8:01	AU21	12-79	4:17	TOUCHDOWN
1st	1:20	AU40	12-60	4:05	TOUCHDOWN
2nd	11:18	AU9	6-51	3:09	Punt
2nd	6:28	AU46	3-3	1:38	Punt
2nd	2:55	MSU45	4-45	1:01	TOUCHDOWN
2nd	1:45	MSU13	0-0	0:00	TOUCHDOWN
3rd	12:24	AU20	5-6	2:44	Punt
3rd	5:41	AU26	4-17	2:02	Fumble
4th	13:17	AU2	3-7	1:24	Punt
4th	10:14	AU25	14-67	8:35	FIELD GOAL

at BYU

Qtr.	Time	Start	Pl-Yds	TOP	Result
1st	11:38	BYU25	3-6	1:01	Punt
1st	9:13	BYU25	15-75	8:25	TOUCHDOWN
2nd	14:06	BYU32	10-44	4:28	Missed FG
2nd	3:54	BYU25	3-7	1:34	Punt
2nd	1:21	MSU46	4-17	0:49	Interception
2nd	0:01	BYU28	1-(-1)	0:01	End of Half
3rd	14:54	BYU16	8-36	4:03	Punt
3rd	7:26	BYU1	4-30	2:31	Punt
3rd	3:16	MSU48	12-48	5:01	TOUCHDOWN
4th	7:58	BYU28	3-7	1:09	Punt
4th	3:05	BYU31	3-4	1:38	Punt
4th	0:12	BYU24	2-16	0:12	Fumble
OT	15:00	MSU25	7-25	0:00	TOUCHDOWN
OT	15:00	MSU25	1-25	0:00	TOUCHDOWN
OT	15:00	BYU12	0-0	0:00	End of Game

at Kentucky

Qtr.	Time	Start	Pl-Yds	TOP	Result
1st	13:39	UK33	15-57	6:29	Missed FG
1st	5:10	UK32	3-4	0:46	Punt
1st	2:39	UK32	5-23	1:47	Punt
2nd	14:50	UK42	8-30	4:14	FIELD GOAL
2nd	8:39	UK17	3-0	0:50	Punt
2nd	5:29	UK11	5-24	2:20	Fumble
2nd	2:00	UK25	9-61	1:40	FIELD GOAL
3rd	15:00	UK25	3-75	1:08	TOUCHDOWN
3rd	9:28	UK43	6-57	3:02	TOUCHDOWN
3rd	4:55	UK25	4-75	2:02	TOUCHDOWN
4th	14:51	MSU0	0-0	0:00	TOUCHDOWN
4th	14:03	UK40	8-41	4:30	Fumble
4th	9:33	UK25	6-61	2:41	FIELD GOAL
4th	1:02	UK21	7-46	1:02	FIELD GOAL

Samford

Qtr.	Time	Start	Pl-Yds	TOP	Result
1st	13:21	SAM25	12-75	3:22	TOUCHDOWN
1st	9:13	SAM25	3-7	0:41	Punt
1st	5:14	SAM26	5-60	1:07	FIELD GOAL
1st	3:16	MSU14	4-(-2)	1:16	FIELD GOAL
2nd	14:00	SAM9	3-3	1:50	Punt
2nd	11:19	SAM7	2-0	0:14	Interception
2nd	9:20	SAM1	4-21	1:26	Punt
2nd	6:09	SAM20	5-80	1:10	TOUCHDOWN
2nd	4:41	SAM6	12-50	4:28	Punt
3rd	15:00	SAM25	7-39	2:03	Punt
3rd	8:03	SAM35	5-65	1:22	TOUCHDOWN
3rd	5:10	SAM24	2-0	0:19	Interception
3rd	4:51	SAM8	5-14	2:03	Interception
3rd	2:47	SAM25	2-75	0:25	TOUCHDOWN
3rd	0:32	SAM35	12-65	3:14	TOUCHDOWN
4th	8:56	SAM20	3-0	0:26	Punt
4th	5:09	SAM23	20-55	4:44	Downs

MSU DRIVE CHARTS

OPP. DRIVE CHARTS

Texas A&M

Qtr.	Time	Start	Pl-Yds	TOP	Result
1st	12:30	MSU26	1-74	0:12	TOUCHDOWN
1st	11:10	MSU36	6-49	1:39	Interception
1st	7:52	MSU35	8-65	3:16	TOUCHDOWN
1st	0:03	MSU25	7-28	2:29	Punt
2nd	11:04	MSU40	1-60	0:11	TOUCHDOWN
2nd	10:16	MSU28	14-72	6:22	TOUCHDOWN
2nd	3:17	MSU14	8-23	2:58	Punt
2nd	0:19	MSU30	1-(-2)	0:19	End of Half
3rd	15:00	MSU25	5-10	1:31	Punt
3rd	9:53	MSU20	3-0	0:52	Punt
3rd	7:53	A&M48	6-34	2:02	Missed FG
3rd	4:32	MSU28	7-57	3:27	Interception
4th	14:18	MSU1	5-21	3:01	Punt
4th	10:34	MSU27	14-73	7:26	TOUCHDOWN
4th	1:31	A&M48	3-4	1:04	Punt
4th	0:14	MSU50	1-(-2)	0:14	End of Half

at Alabama

Qtr.	Time	Start	Pl-Yds	TOP	Result
1st	12:20	MSU11	4-4	2:30	Punt
1st	8:23	MSU25	7-45	2:56	Missed FG
1st	3:58	UA38	4-2	1:20	Turnover on Downs
1st	1:07	MSU20	6-13	3:15	Punt
2nd	12:36	UA45	6-12	1:27	Turnover on Downs
2nd	9:55	MSU25	8-27	4:34	Punt
2nd	2:37	MSU25	3-0	0:28	Punt
3rd	15:00	MSU25	7-46	3:17	FIELD GOAL
3rd	9:04	MSU35	6-23	2:07	Punt
3rd	6:12	MSU19	3-0	0:37	Punt
3rd	4:40	MSU25	5-30	2:11	Punt
3rd	0:56	MSU23	5-49	1:35	Interception
4th	10:21	MSU13	12-49	4:49	Turnover on Downs
4th	2:34	MSU25	4-(-1)	1:32	Turnover on Downs

Arkansas

Qtr.	Time	Start	Pl-Yds	TOP	Result
1st	14:05	MSU27	4-73	0:47	TOUCHDOWN
1st	10:10	MSU22	4-10	2:02	Punt
1st	7:23	MSU26	12-74	5:58	TOUCHDOWN
2nd	12:22	MSU18	3-9	1:44	Punt
2nd	8:55	MSU17	3-2	0:53	Punt
2nd	5:47	MSU17	5-23	2:20	Punt
2nd	1:26	MSU22	8-51	1:26	Missed FG
3rd	14:53	MSU30	7-70	2:38	TOUCHDOWN
3rd	4:58	MSU24	6-76	2:06	TOUCHDOWN
4th	13:57	MSU29	7-71	2:45	TOUCHDOWN
4th	5:20	MSU36	10-64	3:05	TOUCHDOWN

at Ole Miss

Qtr.	Time	Start	Pl-Yds	TOP	Result
1st	14:02	MSU36	4-16	0:46	Punt
1st	7:36	MSU37	5-63	1:48	TOUCHDOWN
1st	3:48	MSU20	4-80	1:20	TOUCHDOWN
1st	0:44	MSU33	9-78	2:55	TOUCHDOWN
2nd	11:23	MSU20	6-80	2:19	TOUCHDOWN
2nd	4:47	MSU25	3-2	1:58	Punt
2nd	0:23	MSU25	0-(-1)	0:23	End of Half
3rd	14:54	MSU19	3-(-3)	0:44	Punt
3rd	9:49	MSU18	9-82	4:32	TOUCHDOWN
3rd	3:45	MSU31	3-69	0:48	TOUCHDOWN
3rd	0:35	MSU30	6-37	2:19	Fumble
4th	11:56	MSU45	11-55	6:55	TOUCHDOWN
4th	2:59	OM0	0-0	0:00	TOUCHDOWN
4th	1:59	MSU34	3-(-3)	1:59	End of Half

Texas A&M

Qtr.	Time	Start	Pl-Yds	TOP	Result
1st	A&M9	15:00	6-28	2:30	Punt
1st	A&M13	12:11	3-8	1:01	Punt
1st	A&M20	9:31	5-8	1:39	Punt
1st	A&M25	4:36	11-75	4:33	TOUCHDOWN
2nd	A&M15	12:34	3-9	1:30	Punt
2nd	A&M25	10:45	3-0	0:29	Punt
2nd	A&M25	3:54	3-3	0:37	Punt
2nd	MSU0	0:19	0-0	0:00	TOUCHDOWN
3rd	A&M13	13:29	9-78	3:36	Missed FG
3rd	A&M45	9:01	3-3	1:08	Fumble
3rd	A&M20	5:51	3-5	1:19	Punt
3rd	A&M20	1:05	4-20	1:47	Punt
4th	A&M45	11:17	2-55	0:35	TOUCHDOWN
4th	A&M25	3:08	7-55	1:35	TOUCHDOWN
4th	A&M20	0:27	2-0	0:13	Interception

at Alabama

Qtr.	Time	Start	Pl-Yds	TOP	Result
1st	15:00	UA25	10-63	2:40	FIELD GOAL
1st	9:50	MSU32	4-32	1:27	TOUCHDOWN
1st	5:27	UA31	3-17	1:29	Interception
1st	2:38	UA37	3-9	1:31	Punt
2nd	12:52	UA33	2-67	0:16	TOUCHDOWN
2nd	11:09	UA34	4-66	1:14	TOUCHDOWN
2nd	5:21	UA17	7-73	2:44	FIELD GOAL
2nd	2:09	UA36	12-43	2:09	FIELD GOAL
3rd	11:43	UA35	7-30	2:39	Fumble
3rd	6:57	UA16	3-84	0:45	TOUCHDOWN
3rd	5:35	UA42	3-58	0:55	TOUCHDOWN
3rd	2:29	UA22	3-3	1:33	Punt
4th	14:21	UA24	6-25	4:00	Punt
4th	5:32	UA39	6-61	2:58	TOUCHDOWN
4th	1:02	MSU24	2-5	1:02	End of Half

Arkansas

Qtr.	Time	Start	Pl-Yds	TOP	Result
1st	15:00	UA25	2-75	0:48	TOUCHDOWN
1st	13:12	UA15	8-63	3:02	Missed FG
1st	8:08	UA29	2-71	0:39	TOUCHDOWN
1st	1:20	UA15	8-85	3:51	TOUCHDOWN
2nd	10:38	UA38	6-46	1:40	FIELD GOAL
2nd	8:02	UA40	4-60	2:09	TOUCHDOWN
2nd	3:27	UA45	5-55	1:55	TOUCHDOWN
2nd	0:00	UA17	0-0	0:00	End of Half
3rd	12:08	UA21	12-79	7:05	TOUCHDOWN
3rd	2:46	UA39	8-61	3:42	TOUCHDOWN
4th	11:12	MSU44	9-44	5:43	TOUCHDOWN
4th	2:15	MSU46	5-22	2:15	End of Half

at Ole Miss

Qtr.	Time	Start	Pl-Yds	TOP	Result
1st	15:00	OM35	4-15	0:58	Punt
1st	13:16	OM18	11-75	5:33	Field Goal
1st	5:48	OM25	5-75	1:52	TOUCHDOWN
1st	2:28	OM17	5-11	2:28	Punt
2nd	12:49	OM27	5-56	1:26	Interception
2nd	9:04	OM16	12-84	4:17	TOUCHDOWN
2nd	2:49	OM23	11-57	2:23	Field Goal
3rd	14:10	OM40	9-42	4:21	Turnover on Downs
3rd	5:17	OM17	3-(-2)	1:32	Punt
3rd	2:57	OM25	7-45	2:22	Turnover on Downs
4th	13:16	OM36	5-19	1:20	Turnover on Downs
4th	5:01	OM18	8-60	2:02	Interception
4th	2:52	OM26	3-1	0:53	Punt

DEFENSIVE GAME BY GAME STATISTICS

Tackles (UT-AT-TOT)	USA	USC	at LSU	UMASS	AU	at BYU	at UK	Sam	A&M	at Bama	Ark	at UM	TOTALS
Fletcher Adams	0-1-1	0-1-1	...	0-1-1	0-1-1	0-5-5	0-1-1	...	0-1-1	1-1-2	1-12-13
Nelson Adams	3-0-3	0-4-4	...	2-0-2	1-1-2	...	1-2-3	1-1-2	1-2-3	...	1-4-5	0-1-1	10-15-25
Richie Brown	3-3-6	3-7-10	3-3-6	2-4-6	7-7-14	8-1-9	1-3-4	5-8-13	5-3-8	4-2-6	2-5-7	2-2-4	45-48-93
Brandon Bryant	2-0-2	1-1-2	2-3-5	5-4-9	5-4-9	1-1-2	2-2-4	2-5-7	0-2-2	5-0-5	3-1-4	3-2-5	31-25-56
Johnathan Calvin	1-2-3	1-3-4	2-1-3	2-7-9	2-5-7	4-2-6	3-4-7	1-6-7	2-0-2	1-1-2	0-1-1	2-1-3	21-33-54
Kelan Chairs	1-1-2	1-1-2
Will Coleman	0-1-1	1-0-1	...	1-0-1	0-2-2	...	2-3-5
Kivon Coman	5-1-6	1-3-4	3-4-7	1-2-3	2-6-8	0-1-1	3-0-3	7-8-15	5-3-8	27-28-55
Torey Dale	2-0-2	0-1-1	0-3-3	0-1-1	2-2-4	1-1-2	1-0-1	1-2-3	0-1-1	1-1-2	8-12-20
Lashard Durr	2-1-3	...	2-1-3	2-1-3	0-1-1	...	1-0-1	3-2-5	2-1-3	2-0-2	1-1-2	0-1-1	15-9-24
Jamoral Graham	6-0-6	4-0-4	3-1-4	2-1-3	0-1-1	1-0-1	0-1-1	...	1-1-2	...	17-5-22
J.T. Gray	5-3-8	3-5-8	3-5-8	1-0-1	1-7-8	3-2-5	3-3-6	3-4-7	0-2-2	2-2-4	4-1-5	7-1-8	35-35-70
Gerri Green	0-1-1	2-2-4	1-4-5	2-2-4	1-1-2	0-2-2	5-3-8	...	1-2-3	2-1-3	2-4-6	0-3-3	16-25-41
Dez Harris	1-0-1	0-1-1	4-1-5	0-2-2	1-2-3	4-0-4	1-1-2	0-3-3	1-2-3	3-2-5	3-2-5	2-1-3	20-17-37
Grant Harris	2-0-2	1-0-1	3-0-3
Braxton Hoyett	2-0-2	0-1-1	...	1-2-3	1-1-2	0-1-1	0-1-1	0-1-1	0-1-1	4-8-12
Nick James	...	0-1-1	0-4-4	1-1-2	0-1-1	1-2-3	1-0-1	0-4-4	0-1-1	3-13-16
A.J. Jefferson	5-2-7	1-4-5	0-5-5	2-2-4	0-2-2	1-2-3	0-1-1	0-1-1	0-2-2	...	9-21-30
Cedric Jiles	1-0-1	2-0-2	3-1-4	3-3-6	4-2-6	2-0-2	1-2-3	3-0-3	19-8-27
Traver Jung	...	1-2-3	0-2-2	0-1-1	2-0-2	2-0-2	1-1-2	3-0-3	1-2-3	5-0-5	15-8-23
Leo Lewis	4-5-9	0-4-4	1-9-10	0-2-2	2-4-6	7-5-12	3-2-5	1-7-8	3-1-4	1-3-4	1-1-2	4-2-6	27-45-72
Mark McLaurin	2-1-3	3-1-4	1-4-5	2-1-3	0-10-10	3-1-4	2-0-2	3-1-4	2-1-3	2-1-3	1-1-2	5-2-7	26-24-50
Jamal Peters	1-0-1	1-1-2	2-2-4	...	1-0-1	3-1-4	0-1-1	2-0-2	10-5-15
Josiah Phillips	0-1-1	1-0-1	1-1-2
Chris Rayford	3-0-3	...	1-0-1	0-1-1	...	1-1-2	1-1-2	5-2-7	1-0-1	2-1-3	1-0-1	1-0-1	16-6-22
Jeffery Simmons	...	2-2-4	0-3-3	0-2-2	0-3-3	1-0-1	4-1-5	1-4-5	0-4-4	2-1-3	0-6-6	0-1-1	11-27-37
Maurice Smitherman	1-0-1	...	0-1-1	...	1-0-1	1-0-1	1-0-1	4-1-5
Marquiss Spencer	0-1-1	...	2-2-4	4-1-5	0-1-1	0-1-1	1-1-2	1-0-1	0-1-1	1-0-1	9-8-17
Chris Stamps	0-1-1	1-0-1	1-1-2
Cory Thomas	1-3-4	0-3-3	0-3-3	0-3-3	0-4-4	1-2-3	1-0-1	1-0-1	1-0-1	...	5-18-23
DeAndre Ward	...	2-5-7	0-2-2	3-4-7	1-2-3	2-1-3	5-3-8	3-2-5	2-2-4	5-2-7	0-4-4	2-1-3	25-28-53

TFL-Yards	USA	USC	at LSU	UMASS	AU	at BYU	at UK	Sam	A&M	at Bama	Ark	at UM	TOTALS
Fletcher Adams	0.5-2	1.0-3
Nelson Adams	1.0-6	1.0-1	0.5-4	2.5-11
Richie Brown	...	2.0-16	0.5-2	1.0-3	0.5-1	4.0-22
Brandon Bryant	1.0-2	1.0-2
Johnathan Calvin	...	1.5-9	1.0-2	2.0-6	2.0-8	2.0-13	1.0-5	2.5-14	12-57
Will Coleman	1.0-9	1.0-9
Kivon Coman	2.0-4	0.5-1	1.0-1	...	1.5-2	5.0-8
Torrey Dale	1.0-2	1.0-2
Lashard Durr	0.5-1	0.5-1
J.T. Gray	1.0-4	...	1.5-1	1.0-1	1.0-1	1.0-1	2.0-5	0.5-1	7.5-13
Jamoral Graham	0.5-2	0.5-2
Gerri Green	0.5-2	0.5-2
Dez Harris	1.0-7	1.5-4	...	2.5-11
Braxton Hoyett	1.0-2	1.0-2
Nick James	...	0.5-1	0.5-3	1.0-4
A.J. Jefferson	4.0-25	2.0-9	0.5-2	2.5-5	...	1.0-8	0.5-3	10.5-52
Cedric Jiles	1.0-1	1.0-1
Traver Jung	...	1.5-4	1.0-3	1.0-2	3.5-9
Leo Lewis	2.0-3	0.5-0	0.5-1	...	0.5-2	...	1.5-3	5.0-9
Mark McLaurin	1.0-1	1.0-4	2.0-5
Jamal Peters	1.0-2	1.0-2
Jeffery Simmons	...	1.5-5	0.5-1	...	2.0-6
Marquiss Spencer	1.0-9	1.0-1	1.0-2	3.0-12
Cory Thomas	1.0-4	0.5-1	0.5-2	1.0-3	1.0-2	1.5-4	5.0-16
DeAndre Ward	...	1.0-1	...	0.5-5	...	1.0-1	1.5-2	4.0-9

Sacks-Yards	USA	USC	at LSU	UMASS	AU	at BYU	at UK	Sam	A&M	at Bama	Ark	at UM	TOTALS
Nelson Adams	1.0-6	1.0-1	0.5-4	2.5-11
Richie Brown	...	1.0-14	0.5-1	1.5-15
Johnathan Calvin	...	1.0-9	...	0.5-4	1.0-7	1.5-12	1.0-5	2.0-14	7.0-51
Will Coleman	1.0-9	1.0-9
J.T. Gray	1.0-4	1.0-4
Nick James	...	0.5-1	0.5-1
A.J. Jefferson	2.0-18	1.0-8	1.0-8	4.0-34
Traver Jung	...	0.5-1	1.0-3	1.5-4
Leo Lewis	1.0-2	1.0-2
Mark McLaurin	1.0-4	1.0-4
Marquiss Spencer	1.0-9	1.0-9
DeAndre Ward	0.5-5	0.5-0	1.0-5

GAME 1

South Alabama 21
MSU 20

Sept. 4, 2016
Davis Wade Stadium
Starkville, Miss.
57,075

South Alabama

RUSHING	Att.	Gain	Lost	Net	TD	Long	Avg.
Tyreis Thomas	10	83	0	83	1	37	8.3
Dallas Davis	9	45	22	23	0	19	2.6
Deonta Moore	1	0	1	-1	0	0	-1.0
Dami Ayoola	1	0	3	-3	0	0	-3.0
Xavier Johnson	7	4	10	-6	0	2	-0.9

PASSING	Com	Att	Int	Yds	TD	Long	Sacks
Dallas Davis	24	34	0	285	2	37	3

RECEIVING	No.	Yds.	TD	Long
Gerald Everett	8	95	1	29
Josh Magee	7	113	1	25
Kevin Kutchera	3	56	0	37
Xavier Johnson	3	8	0	4
Tyrone Williams	2	16	0	12
Tyreis Thomas	1	-3	0	0

PUNTING	No.	Yds.	Avg.	Long	I20	TB
Corliss Waitman	5	194	38.8	46	0	0

FIELD GOALS	Att.	Made	Long	KICKS
Gavin Patterson	2	0	N/A	missed 25, 37

Mississippi State

RUSHING	Att.	Gain	Lost	Net	TD	Long	Avg.
Damian Williams	12	101	8	93	0	23	7.8
Brandon Holloway	11	49	1	48	1	20	4.4
Fred Ross	1	46	0	46	0	46	46.0
Keith Mixon	2	17	0	17	0	13	8.5
Ashton Shumpert	3	14	0	14	0	6	4.7
Aeris Williams	2	12	0	12	0	8	6.0
Nick Fitzgerald	2	11	0	11	0	6	5.5

PASSING	Com	Att	Int	Yds	TD	Long	Sacks
Damian Williams	20	28	0	143	1	19	1
Nick Fitzgerald	0	3	0	0	0	0	0

RECEIVING	No.	Yds.	TD	Long
Fred Ross	6	34	0	12
Brandon Holloway	5	40	0	19
Donald Gray	2	22	0	14
Justin Johnson	2	22	0	18
Dedrick Thomas	2	15	1	11
Keith Mixon	2	4	0	8
Jamal Couch	1	6	0	6

PUNTING	No.	Yds.	Avg.	Long	I20	TB
Logan Cooke	3	133	44.3	57	3	0

FIELD GOALS	Att.	Made	Long	KICKS
Westin Graves	4	2	48	made 37, 48; missed 28, 46

ALL RETURNS	Punts			Kickoffs			Intercepted		
	No.	Yds.	Lg.	No.	Yds.	Lg.	No.	Yds.	Lg.
Brandon Holloway	0	0	0	1	13	13	0	0	0
Donald Gray	0	0	0	2	41	22	0	0	0
J.T. Gray	1	-19	0	0	0	0	0	0	0

South Alabama Rally Stuns MSU, 21-20

Trailing 17-0 entering the second half, South Alabama rallied with 21 points culminating on a Gerald Everett 4-yard touchdown from Dallas Davis with 0:57 remaining as the Jags stunned Mississippi State, 21-20, in the season-opener. The Bulldogs had a chance for the win in the final seconds as **Damian Williams** engineered a 54-yard drive in the final minute to set up a 28-yard **Westin Graves** field goal. Graves' attempt with 0:06 remaining bounced off the left upright. MSU looked to be on its way early. **Dedrick Thomas** caught his first career TD pass on a 4-yard strike from Williams, who entered the game on the third series. **Brandon Holloway** added a 7-yard TD run to culminate a 6-play, 80-yard drive and Graves tacked on a 37-yard field goal to give the Bulldogs a 17-0 lead at the half. MSU led 20-7 entering the fourth quarter and was previously 50-1 when entering the final frame under **Dan Mullen**. Graves missed a 46-yarder early in the fourth quarter with the Bulldogs leading 20-14 and Davis marched the Jags 71 yards down the field for the final margin. MSU as a team racked up 11 tackles for loss, including a career-best four from **A.J. Jefferson**. Jefferson had two sacks. **Leo Lewis**, in his first career games, was the Bulldogs' leading tackler with nine, including two tackles for loss.

South Alabama	0	0	7	14	-21
Mississippi State	7	10	3	0	-20

1st	03:10	MSU	Dedrick Thomas 4 yd pass from Damian Williams (Graves kick)
2nd	11:20	MSU	Brandon Holloway 7 yd run (Graves kick)
	04:41	MSU	Westin Graves 37 yd FG
3rd	10:13	USA	Josh Magee 20 yd pass from Dallas Davis (Patterson kick)
	06:35	MSU	Westin Graves 48 yd FG
4th	12:51	USA	Tyreis Thomas 4 yd run (Patterson kick)
	00:57	USA	Gerald Everett 4 yd pass from Dallas Davis (Patterson kick)

Team Stats

	USA	MSU
FIRST DOWNS	19	22
Rushing	6	8
Passing	12	11
Penalty	1	3
NET YARDS RUSHING	94	239
Rushing Attempts	29	34
Average Per Rush	3.2	7.0
NET YARDS PASSING	285	143
Completions-Attempts-Int	24-34-0	20-31-0
Average Per Attempt	8.4	4.6
Average Per Completion	11.9	7.2
TOTAL OFFENSE YARDS	379	382
Total offense plays	63	65
Average Gain Per Play	6.0	5.9
Penalties: Number-Yards	8-57	5-41
PUNTS-YARDS	5-194	4-161
KICKOFFS-YARDS	4-225	5-325
Punt returns: Number-Yards-TD	0-0-0	1-(-19)-0
Kickoff returns: Number-Yds-TD	0-0-0	3-54-0
Interceptions: Number-Yds-TD	0-0-0	0-0-0
Fumble Returns: Number-Yds-TD	0-0-0	0-0-0
Possession Time	36:41	23:19
Third-Down Conversions	5 of 14	2 of 9
Fourth-Down Conversions	2 of 2	0 of 0
Red-Zone Scores-Chances	3-5	3-4
Sacks By: Number-Yards	1-8	3-22
PAT Kicks	3-3	2-2

GAME 2

South Carolina 14
MSU 27

Sept. 10, 2016
Davis Wade Stadium
Starkville, Miss.
57,763

South Carolina

RUSHING	Att.	Gain	Lost	Net	TD	Long	Avg.
A.J. Turner	16	44	12	32	0	10	2.0
Brandon McIlwain	11	36	19	17	0	11	1.5
Rod Talley	1	2	0	2	0	2	2.0
Perry Orth	3	0	17	-17	0	0	-5.7

PASSING	Com	Att	Int	Yds	TD	Long	Sacks
Brandon McIlwain	11	22	0	126	2	24	2
Perry Orth	9	17	1	83	0	21	2

RECEIVING	No.	Yds.	TD	Long
Hayden Hurst	8	68	0	22
K.C. Crosby	3	14	1	7
Bryan Edwards	2	38	0	24
Deebo Samuel	2	30	0	21
A.J. Turner	2	25	1	18
Randrecous Davis	1	13	0	13
Terry Googer	1	11	0	11
Jacob August	1	10	0	10

PUNTING	No.	Yds.	Avg.	Long	I20	TB
Sean Kelly	7	344	49.1	66	2	0

FIELD GOALS	Att.	Made	Long	KICKS
Elliott Fry	1	0	n/a	missed 55

ALL RETURNS	Punts			Kickoffs			Intercepted		
	No.	Yds.	Lg.	No.	Yds.	Lg.	No.	Yds.	Lg.
A.J. Turner	0	0	0	3	62	26	0	0	0
T.J. Holloman	0	0	0	0	0	0	1	16	16

Mississippi State

RUSHING	Att.	Gain	Lost	Net	TD	Long	Avg.
Nick Fitzgerald	17	195	0	195	0	74	11.5
Brandon Holloway	15	55	7	48	0	22	3.2
Ashton Shumpert	5	28	0	28	0	11	5.6
Aeris Williams	5	21	0	21	0	7	4.2
Keith Mixon	1	2	0	2	0	2	2.0

PASSING	Com	Att.	Int.	Yds.	TD	Long	Sacks
Nick Fitzgerald	19	29	1	178	2	31	0
Fred Ross	1	1	0	17	1	17	0

RECEIVING	No.	Yds.	TD	Long
Donald Gray	5	71	1	22
Fred Ross	5	39	1	18
Gabe Myles	3	45	0	31
Brandon Holloway	3	17	0	9
Jordan Thomas	2	7	1	4
Jamal Couch	1	17	0	17
Justin Johnson	1	-1	0	0

PUNTING	No.	Yds.	Avg.	Long	I20	TB
Logan Cooke	4	198	49.5	68	3	1

FIELD GOALS	Att.	Made	Long	KICKS
Westin Graves	2	2	28	made 27, 28

ALL RETURNS	Punts			Kickoffs			Intercepted		
	No.	Yds.	Lg.	No.	Yds.	Lg.	No.	Yds.	Lg.
Donald Gray	0	0	0	1	14	14	0	0	0
Fred Ross	4	37	16	0	0	0	0	0	0
Jamal Peters	0	0	0	0	0	0	1	0	0

MSU Strikes Early, Often in 27-14 Win Over SC

Nick Fitzgerald set a school record for rushing yards by a quarterback with 195, while throwing for two scores as Mississippi State responded with a 27-14 win over South Carolina in its SEC opener. Fitzgerald, making just his second career start, broke the old mark of John Bond (1980, 163 vs. Ole Miss) highlighted by a 74-yard run on the second series. Fitzgerald marched the Bulldogs down the field on a 55-yard drive at the start that culminated with a 6-yard touchdown pass to **Fred Ross**. Ross got into the throwing act of his own, tossing a 17-yard TD pass to **Donald Gray** on a trick play with 12:15 to play in the second quarter. True freshman Jordan Thomas caught his first career pass - a 3-yard TD toss from Fitzgerald -- that increased the lead to 21-0. The teams then had to wait out a 63-minute lightning delay at halftime before returning to the field. The Bulldog defense limited the Gamecocks to 34 yards rushing and the first-half deficit proved to be too much. **Richie Brown** collected a game-high 10 tackles, one sack and two tackles for loss. **A.J. Jefferson** added two tackles for loss and one sack. MSU created negative plays the entire game, accumulating 11 tackles for loss. Freshman **Jeffery Simmons** made his presence known in his debut with 1.5 tackles for loss and a forced fumble. **Jamal Peters** recorded his first career interception.

Scoring

South Carolina	0	0	7	7	- 14
Mississippi State	7	17	0	3	- 27

1st	11:00	MSU	Fred Ross 6 yd pass from Nick Fitzgerald (Graves kick)
2nd	12:15	MSU	Donald Gray 17 yd pass from Fred Ross (Graves kick)
	03:21	MSU	Jordan Thomas 3 yd pass from Nick Fitzgerald (Graves kick)
	00:00	MSU	Westin Graves 27 yd field goal
3rd	00:05	SC	A.J. Turner 18 yd pass from Brandon McIlwain (Elliott Fry kick)
4th	09:30	MSU	Westin Graves 28 yd field goal
	02:37	SC	K.C. Crosby 4 yd pass from Brandon McIlwain (Elliott Fry kick)

Team Stats

	SC	MSU
FIRST DOWNS	18	24
Rushing	5	12
Passing	12	9
Penalty	1	3
NET YARDS RUSHING	34	290
Rushing Attempts	31	45
Average Per Rush	1.1	6.4
NET YARDS PASSING	209	195
Completions-Attempts-Int	20-39-1	20-30-1
Average Per Attempt	5.4	6.5
Average Per Completion	10.4	9.8
TOTAL OFFENSE YARDS	243	485
Total offense plays	70	75
Average Gain Per Play	3.5	6.5
Fumbles: Number-Lost	1-1	1-0
Penalties: Number-Yards	6-70	6-60
PUNTS-YARDS	7-344	4-198
KICKOFFS-YARDS	2-117	5-322
Punt returns: Number-Yards-TD	0-0-0	4-37-0
Kickoff returns: Number-Yds-TD	3-62-0	1-14-0
Interceptions: Number-Yds-TD	1-16-0	1-0-0
Fumble Returns: Number-Yds-TD	0-0-0	0-0-0
Possession Time	30:05	29:55
Third-Down Conversions	6 of 17	6 of 14
Fourth-Down Conversions	3 of 3	0 of 2
Red-Zone Scores-Chances	2-2	5-8
Sacks By: Number-Yards	0-0	4-33
PAT Kicks	2-2	3-0
Field Goals	0-1	2-2
Points off turnovers	0	0

GAME 3

MSU 20
#20/22 LSU 23

Sept. 17, 2016
 Tiger Stadium
 Baton Rouge, La.
 99,910

Mississippi State

RUSHING	Att.	Gain	Lost	Net	TD	Long	Avg.
Ashton Shumpert	6	34	0	34	0	9	5.7
Brandon Holloway	5	15	0	15	0	6	3.0
Nick Fitzgerald	13	34	21	13	0	15	1.0
Keith Mixon	1	4	0	4	0	4	4.0
Aeris Williams	2	4	0	4	0	2	2.0
Damian Williams	3	3	8	-5	1	2	-1.7
Fred Ross	1	0	7	-7	0	0	-7.0

PASSING	Com	Att	Int	Yds	TD	Long	Sacks
Nick Fitzgerald	12	24	0	120	0	32	4
Damian Williams	5	8	0	94	1	27	1
Fred Ross	0	0	0	0	0	0	1

RECEIVING	No.	Yds.	TD	Long
Fred Ross	6	89	1	27
Donald Gray	3	86	0	32
Brandon Holloway	2	14	0	11
Aeris Williams	2	11	0	6
Jordan Thomas	2	7	0	12
Gabe Myles	1	7	0	7
Keith Mixon	1	0	0	0

PUNTING	No.	Yds.	Avg.	Long	I20	TB
Logan Cook	7	271	38.7	55	5	0

FIELD GOALS	Att.	Made	Long	KICKS
Westin Graves	2	2	41	made 37, 41

ALL RETURNS	Punts			Kickoffs			Intercepted		
	No.	Yds.	Lg.	No.	Yds.	Lg.	No.	Yds.	Lg.
Fred Ross	1	1	1	0	0	0	0	0	0
Brandon Holloway	0	0	0	2	26	14	0	0	0
Malik Dear	0	0	0	1	14	14	0	0	0

LSU

RUSHING	Att.	Gain	Lost	Net	TD	Long	Avg.
Leonard Fournette	28	149	2	147	2	25	5.2
Danny Etling	3	23	0	23	0	12	7.7
Derrius Guice	5	19	0	19	0	7	3.8
DJ Chark	2	0	8	-8	0	0	-4.0

PASSING	Com	Att.	Int.	Yds.	TD	Long	Sacks
Danny Etling	19	30	0	215	1	37	0
Malachi Dupre	0	1	0	0	0	0	0
Leonard Fournette	0	1	0	0	0	0	0

RECEIVING	No.	Yds.	TD	Long
Malachi Dupre	4	54	0	17
Travin Dural	4	40	0	16
Leonard Fournette	4	27	0	16
DJ Chark	3	52	1	37
J.D. Moore	2	9	0	8
Foster Moreau	1	18	0	18
Derrius Guice	1	15	0	15

PUNTING	No.	Yds.	Avg.	Long	I20	TB
Josh Growden	5	246	49.2	65	1	0

FIELD GOALS	Att.	Made	Long	KICKS
Colby Delahoussaye	1	1	27	made 27

ALL RETURNS	Punts			Kickoffs			Intercepted		
	No.	Yds.	Lg.	No.	Yds.	Lg.	No.	Yds.	Lg.
Derrius Guice	0	0	0	4	87	29	0	0	0
Tre'Davious White	2	9	6	0	0	0	0	0	0

MSU Rally Falls Short at No. 20 LSU, 23-20

Mississippi State nearly rallied from a 23-6 fourth-quarter deficit in its first road game of the season, but the Bulldogs came up short on a potential game-winning drive, falling to No. 20 LSU 23-20 in Tiger Stadium. MSU took advantage of a Leonard Fournette fumble with 6:50 to play in the game, marching 66 yards on nine plays that culminated with a **Damian Williams** 1-yard touchdown run. Williams, who entered the game late after **Nick Fitzgerald's** helmet came off on a hit, found **Fred Ross** for a 27-yard completion that kept the drive alive. On the ensuing kickoff, **Westin Graves'** perfectly placed onside kick was recovered by **Dez Harris**. The Williams-to-Ross connection did it again as the two had a 25-yard completion followed by a 7-yard TD reception from Ross in which he dove inside the pylon with 3:30 to play. State cut the deficit to 23-20. The MSU defense then forced a three-and-out, but a 61-yard punt bailed the Tigers out. Williams and the offense took over at their own 22, and he turned it over on a fourth-down fumble deep in their own territory. Fitzgerald made the first road start of his career. Freshman **Leo Lewis** collected a game-high 10 tackles. Harris, in addition to recovering the onside kick, forced two fumbles of the Heisman Trophy candidate Fournette. State was held to 56 yards rushing and 270 total yards of offense. **J.T. Gray** had 1.5 tackles for loss.

Scoring

Mississippi State	0	3	3	14	-20
LSU	14	9	0	0	-23
1st 09:28	LSU	DJ Chark	37 yd pass from Danny Etling	(Delahoussaye kick)	
00:35	LSU	Leonard Fournette	5 yd run	(Delahoussaye kick)	
2nd 08:25	LSU	Leonard Fournette	25 yd run	(Delahoussaye kick blocked)	
03:31	MSU	Westin Graves	41 yd field goal		
00:07	LSU	Colby Delahoussaye	27 yd field goal		
3rd 06:41	MSU	Westin Graves	37 yd field goal		
4th 04:10	MSU	Damian Williams	1 yd run	(Graves kick)	
03:30	MSU	Fred Ross	7 yd pass from Damian Williams	(Graves kick)	

Team Stats

	MSU	LSU
FIRST DOWNS	14	22
Rushing	4	9
Passing	9	11
Penalty	1	2
NET YARDS RUSHING	56	177
Rushing Attempts	32	39
Average Per Rush	1.8	4.5
NET YARDS PASSING	214	215
Completions-Attempts-Int	17-32-0	19-32-0
Average Per Attempt	6.7	6.7
Average Per Completion	12.6	11.3
TOTAL OFFENSE YARDS	270	392
Total offense plays	64	71
Average Gain Per Play	4.2	5.5
Fumbles: Number-Lost	2-1	2-1
Penalties: Number-Yards	5-35	7-56
PUNTS-YARDS	7-271	5-246
KICKOFFS-YARDS	4-253	5-306
Punt returns: Number-Yards-TD	1-1-0	2-9-0
Kickoff returns: Number-Yds-TD	3-40-0	4-87-0
Interceptions: Number-Yds-TD	0-0-0	0-0-0
Fumble Returns: Number-Yds-TD	0-0-0	0-0-0
Possession Time	27:16	32:44
Third-Down Conversions	1 of 14	7 of 16
Fourth-Down Conversions	3 of 4	0 of 1
Red-Zone Scores-Chances	4-4	2-3
Sacks By: Number-Yards	0-0	6-37
PAT Kicks	2-2	2-3
Field Goals	2-2	1-1
Points off turnovers	3	0

GAME 4

MSU 47
UMass 35

Sept. 25, 2016
Gillette Stadium
Foxborough, Mass.
13,074

Mississippi State

RUSHING	Att.	Gain	Lost	Net	TD	Long	Avg.
Nick Fitzgerald	15	119	9	110	0	21	7.3
Brandon Holloway	10	80	0	80	0	19	8.0
Ashton Shumpert	12	73	5	68	1	27	5.7
Keith Mixon	3	20	0	20	0	14	6.7
Aeris Williams	4	21	2	19	1	16	4.8

PASSING	Com	Att	Int	Yds	TD	Long	Sacks
Nick Fitzgerald	26	39	0	305	3	46	1

RECEIVING	No.	Yds.	TD	Long
Fred Ross	8	126	2	46
Donald Gray	8	79	0	17
Malik Dear	4	41	0	23
Farrod Green	3	38	1	14
Deddrick Thomas	2	23	0	15
Keith Mixon	1	-3	0	0
Brandon Holloway	0	1	0	0

PUNTING	No.	Yds.	Avg.	Long	I20	TB
Logan Cooke	5	170	34.0	51	4	0

FIELD GOALS	Att.	Made	Long	KICKS
Westin Graves	2	2	30	made 23, 30

ALL RETURNS	Punts			Kickoffs			Intercepted		
	No.	Yds.	Lg.	No.	Yds.	Lg.	No.	Yds.	Lg.
Fred Ross	4	24	14	0	0	0	0	0	0
Farrod Green	0	0	0	1	12	12	0	0	0
Brandon Holloway	0	0	0	5	126	48	0	0	0
Jamoral Graham	0	0	0	0	0	0	1	38	38
Johnathan Calvin	0	0	0	0	0	0	1	-3	0
Kivon Coman	0	0	0	0	0	0	1	-2	0

UMass

RUSHING	Att.	Gain	Lost	Net	TD	Long	Avg.
Marquis Young	18	131	6	125	1	83	6.9
John Robinson	5	12	0	12	0	3	2.4
Andrew Ford	4	17	15	2	0	9	0.5

PASSING	Com	Att.	Int.	Yds.	TD	Long	Sacks
Andrew Ford	24	40	3	273	4	31	2
Andrew Libby	0	1	0	0	0	0	0

RECEIVING	No.	Yds.	TD	Long
Adam Breneman	6	79	0	15
Andy Isabella	6	32	0	11
Marquis Young	5	44	0	23
Jalen Williams	3	64	2	31
Bernard Davis	3	35	1	19
Sadiq Palmer	1	19	1	19

PUNTING	No.	Yds.	Avg.	Long	I20	TB
Logan Laurent	5	213	42.6	54	1	0

FIELD GOALS	Att.	Made	Long	KICKS

ALL RETURNS	Punts			Kickoffs			Intercepted		
	No.	Yds.	Lg.	No.	Yds.	Lg.	No.	Yds.	Lg.
James Allen	1	1	1	0	0	0	0	0	0
Isaiah Rodgers	0	0	0	9	182	28	0	0	0

Second-Half Surge Propels MSU Past UMass, 47-35

Nick Fitzgerald accounted for 415 yards of total offense and three touchdowns as MSU used a second-half offensive surge to beat UMass, 47-35, in Gillette Stadium, the home of the New England Patriots. It was the Bulldogs' first contest in the Northeast since 1986 and a homecoming for head coach **Dan Mullen**, who grew up in nearby Manchester, N.H. MSU trailed 14-6 with less than two minutes remaining in the first half before finding a rhythm. Fitzgerald led the Bulldogs 65 yards in 80 seconds, hitting **Fred Ross** for a 9-yard touchdown to make it a one-point game at the half. In the third quarter, the two connected for a 46-yard touchdown before UMass scored to retake the lead. Then the Bulldogs scored two touchdowns just 17 seconds apart, on **Aeris Williams'** 16-yard run and then another on the next play from scrimmage when **Jamoral Graham** returned an interception 38 yards for a score. It was his first career pick. UMass made it interesting early in the fourth quarter but Ashton Shumpert put the game away on a 12-yard score. Fitzgerald finished with just the second 300-yard passing/100-yard rushing game in school history. **Brandon Bryant** and **Johnathan Calvin** had a team-high nine tackles. Calvin also recorded his first career interception and had two tackles for loss. Ross finished with his first 100-yard receiving game of the year.

Scoring

Mississippi State	3	10	28	6	-47
UMass	7	7	7	14	-35
1st	08:45	MSU	Westin Graves	23 yd field goal	
	06:08	UM	Marquis Young	83 yd run (Caggiano kick)	
2nd	07:44	MSU	Westin Graves	30 yd field goal	
	01:48	UM	Jalen Williams	31 yd pass from Andrew Ford (Caggiano kick)	
	00:28	MSU	Fred Ross	9 yd pass from Nick Fitzgerald (Graves kick)	
3rd	09:05	MSU	Fred Ross	46 yd pass from Nick Fitzgerald (Graves kick)	
	07:08	UM	Jalen Williams	19 yd pass from Andrew Ford (Caggiano kick)	
	04:35	MSU	Aeris Williams	16 yd run (Graves kick)	
	04:18	MSU	Jamoral Graham	38 yd interception return (Graves kick)	
	00:07	MSU	Farrod Green	13 yd pass from Nick Fitzgerald (Graves kick)	
4th	10:24	UM	Bernard Davis	19 yd pass from Andrew Ford (Caggiano kick)	
	04:59	UM	Sadiq Palmer	19 yd pass from Andrew Ford (Caggiano kick)	
	02:33	MSU	Ashton Shumpert	12 yd run (Malik Dear pass failed)	

Team Stats

	MSU	UMass
FIRST DOWNS	31	22
Rushing	17	5
Passing	14	16
Penalty	0	1
NET YARDS RUSHING	293	138
Rushing Attempts	46	28
Average Per Rush	6.4	4.9
NET YARDS PASSING	305	273
Completions-Attempts-Int	26-39-0	24-41-3
Average Per Attempt	7.8	6.7
Average Per Completion	11.7	11.4
TOTAL OFFENSE YARDS	598	411
Total offense plays	85	69
Average Gain Per Play	7.0	6.0
Fumbles: Number-Lost	1-1	0-0
Penalties: Number-Yards	9-90	7-35
PUNTS-YARDS	5-170	5-213
KICKOFFS-YARDS	9-537	6-321
Punt returns: Number-Yards-TD	4-24-0	1-1-0
Kickoff returns: Number-Yds-TD	6-138-0	9-182-0
Interceptions: Number-Yds-TD	3-33-1	0-0-0
Fumble Returns: Number-Yds-TD	0-0-0	1-20-0
Possession Time	32:23	27:37
Third-Down Conversions	6 of 15	4 of 13
Fourth-Down Conversions	2 of 2	3 of 4
Red-Zone Scores-Chances	6-6	3-4
Sacks By: Number-Yards	2-15	1-8
PAT Kicks	5-5	5-5
Field Goals	2-2	0-0
Points off turnovers	7	0

GAME 5

Auburn 38
MSU 14

Oct. 8 2016
Davis Wade Stadium
Starkville, Miss.
60,102

Auburn

RUSHING	Att.	Gain	Lost	Net	TD	Long	Avg.
Kamryn Pettway	39	171	2	169	3	29	4.3
Stanton Truitt	4	32	0	32	0	14	8.0
Kerryon Johnson	3	21	0	21	0	10	7.0
John Franklin III	3	14	0	14	0	9	4.7
Kam Martin	2	8	0	8	0	5	4.0
Sean White	4	5	10	-5	0	5	-1.2

PASSING	Com	Att	Int	Yds	TD	Long	Sacks
Sean White	14	18	1	204	1	42	2

RECEIVING	No.	Yds.	TD	Long
Tony Stevens	3	64	0	36
Kyle Davis	2	34	0	17
Darius Slayton	2	24	0	19
Chandler Cox	2	19	0	10
Ryan Davis	2	15	1	12
Kam Martin	1	42	0	42
Kamryn Pettway	1	9	0	9
Kerryon Johnson	1	-3	0	0

PUNTING	No.	Yds.	Avg.	Long	I20	TB
Kevin Phillips	4	147	36.8	41	2	0

FIELD GOALS	Att.	Made	Long	KICKS
Daniel Carlson	1	1	25	made 25

ALL RETURNS	Punts			Kickoffs			Intercepted		
	No.	Yds.	Lg.	No.	Yds.	Lg.	No.	Yds.	Lg.
Kerryon Johnson	0	0	0	1	19	19	0	0	0
Stephen Roberts	0	0	0	0	0	0	1	0	0
Johnathan Ford	0	0	0	1	18	18	0	0	0
Marcus Davis	1	-4	0	0	0	0	0	0	0

Mississippi State

RUSHING	Att.	Gain	Lost	Net	TD	Long	Avg.
Nick Fitzgerald	17	83	22	61	0	20	3.6
Brandon Holloway	4	17	0	17	0	7	4.2
Dontavian Lee	2	14	0	14	0	9	7.0
Aeris Williams	2	11	0	11	0	6	5.5
Ashton Shumpert	4	11	0	11	0	5	2.8
Malik Dear	1	0	1	-1	0	0	-1.0
Keith Mixon	2	1	3	-2	0	1	-1.0

PASSING	Com	Att.	Int.	Yds.	TD	Long	Sacks
Nick Fitzgerald	17	34	1	181	2	37	3
Nick Tiano	1	1	0	5	0	5	0

RECEIVING	No.	Yds.	TD	Long
Fred Ross	4	29	1	13
Brandon Holloway	4	20	0	8
Malik Dear	3	32	0	17
Keith Mixon	2	55	1	37
Jamal Couch	1	26	0	26
Ashton Shumpert	1	8	0	8
Dedrick Thomas	1	6	0	6
Farrod Green	1	5	0	5
Jordan Thomas	1	5	0	5

PUNTING	No.	Yds.	Avg.	Long	I20	TB
Logan Cooke	5	204	40.8	59	1	0

FIELD GOALS	Att.	Made	Long	KICKS
Westin Graves	1	0	n/a	missed 28

ALL RETURNS	Punts			Kickoffs			Intercepted		
	No.	Yds.	Lg.	No.	Yds.	Lg.	No.	Yds.	Lg.
Fred Ross	2	-3	0	0	0	0	0	0	0
Kivon Coman	0	0	0	0	0	0	1	16	16

Dominant First Half Carries Auburn Past MSU, 38-14

Auburn used a 35-point first half to snap a two-game losing streak to Mississippi State by a score of 38-14 in Davis Wade Stadium. **Kivon Coman** intercepted Sean White on the third play of the game but the Bulldogs were unable to capitalize, missing a field goal. White then directed three straight scoring drives all of which were finished on Kamryn Pettway runs. Montravius Adams made it 35-0 Auburn right before the half on a 13-yard fumble recovery after **Nick Fitzgerald** was sacked. Fitzgerald settled down in the second half and engineered an 8-play, 9-yard drive that resulted in Keith Mixon's first career touchdown catch on a 37-yard strike from Fitzgerald. Fred Ross then reached the endzone for the fourth straight game, hauling in an 8-yard Fitzgerald pass that cut the lead to 35-14 early in the fourth quarter. It would be MSU's final points of the day. **Richie Brown** led all tacklers with a career-best 14 -- the most by a Bulldog since 2012 -- while **Mark McLaurin** added a career-high 10 tackles. State lost the turnover battle for the first time all season and both turnovers resulted in a combined 14 points for the Tigers.

Scoring

Auburn	14	21	0	3	- 38
Mississippi State	0	0	7	7	- 14

1st	09:28	AUB	Ryan Davis 3 yd pass from Sean White (Daniel Carlson kick)
	03:44	AUB	Kamryn Pettway 1 yd run (Daniel Carlson kick)
2nd	12:15	AUB	Kamryn Pettway 3 yd run (Daniel Carlson kick)
	01:54	AUB	Kamryn Pettway 2 yd run (Daniel Carlson kick)
	01:45	AUB	Montravius Adams 13 yd fumble recovery (Daniel Carlson kick)
3rd	05:48	MSU	Keith Mixon 37 yd pass from Nick Fitzgerald (Graves kick)
4th	10:14	MSU	Fred Ross 8 yd pass from Nick Fitzgerald (Graves kick)
	01:39	AUB	Daniel Carlson 25 yd field goal

Team Stats

	AUB	MSU
FIRST DOWNS	22	16
Rushing	10	7
Passing	10	9
Penalty	2	0
NET YARDS RUSHING	228	103
Rushing Attempts	56	33
Average Per Rush	4.1	3.1
NET YARDS PASSING	204	186
Completions-Attempts-Int	14-18-1	18-35-1
Average Per Attempt	11.3	5.3
Average Per Completion	14.6	10.3
TOTAL OFFENSE YARDS	432	289
Total offense plays	74	68
Average Gain Per Play	5.8	4.2
Fumbles: Number-Lost	4-1	5-2
Penalties: Number-Yards	5-40	7-80
PUNTS-YARDS	4-147	5-204
KICKOFFS-YARDS	7-440	3-186
Punt returns: Number-Yards-TD	1-(-4)-0	2-(-3)-0
Kickoff returns: Number-Yds-TD	2-37-0	0-0-0
Interceptions: Number-Yds-TD	1-0-0	1-16-0
Fumble Returns: Number-Yds-TD	1-13-1	0-0-0
Possession Time	33:22	26:38
Third-Down Conversions	6 of 12	6 of 16
Fourth-Down Conversions	0 of 0	2 of 3
Red-Zone Scores-Chances	5-5	1-3
Sacks By: Number-Yards	3-21	2-10
PAT Kicks	5-5	2-2
Field Goals	1-1	0-1
Points off turnovers	14	0

GAME 6

MSU
BYU

21
28 2OT

Oct. 14, 2016
LaVell Edwards Stadium
Provo, Utah
62,184

Mississippi State

RUSHING	Att.	Gain	Lost	Net	TD	Long	Avg.
Aeris Williams	21	86	4	82	0	12	3.9
Nick Fitzgerald	16	58	17	41	2	22	2.6
Malik Dear	3	17	0	17	0	8	5.7
Keith Mixon	3	13	0	13	0	6	4.3
Ashton Shumpert	6	16	6	10	0	5	1.7

PASSING	Com	Att	Int	Yds	TD	Long	Sacks
Nick Fitzgerald	17	36	2	214	1	44	2
Fred Ross	1	1	0	9	0	9	0

RECEIVING	No.	Yds.	TD	Long
Fred Ross	5	69	0	21
Keith Mixon	4	69	1	44
Malik Dear	3	36	0	17
Donald Gray	2	17	0	13
Ashton Shumpert	1	17	0	17
Nick Fitzgerald	1	9	0	9
Jordan Thomas	1	6	0	6
Dontavian Lee	1	0	0	0

PUNTING	No.	Yds.	Avg.	Long	I20	TB
Logan Cooke	5	184	36.8	51	1	0

FIELD GOALS	Att.	Made	Long	KICKS
Westin Graves	1	0	n/a	missed 42

ALL RETURNS	Punts			Kickoffs			Intercepted		
	No.	Yds.	Lg.	No.	Yds.	Lg.	No.	Yds.	Lg.
Malik Dear	0	0	0	1	14	14	0	0	0
Mark McLaurin	0	0	0	0	0	0	1	27	27

BYU

RUSHING	Att.	Gain	Lost	Net	TD	Long	Avg.
Jamaa Williams	26	81	5	76	0	9	2.9
Taysom Hill	17	65	12	53	1	12	3.1
Squally Canada	3	11	0	11	0	7	3.7
Tann Balderree	0	7	0	7	0	0	0.0

PASSING	Com	Att.	Int.	Yds.	TD	Long	Sacks
Taysom Hill	16	28	1	165	3	25	1

RECEIVING	No.	Yds.	TD	Long
Nick Kurtz	7	62	0	18
Colby Pearson	4	36	0	17
M. Laulu-Pututau	2	34	1	19
Tann Balderree	1	25	1	25
Jona Trinnaman	1	7	0	7
Hunter Marshall	1	1	1	1

PUNTING	No.	Yds.	Avg.	Long	I20	TB
Jonny Linehan	6	286	47.7	62	4	0

FIELD GOALS	Att.	Made	Long	KICKS
Rhett Almond	1	0	n/a	missed 42

ALL RETURNS	Punts			Kickoffs			Intercepted		
	No.	Yds.	Lg.	No.	Yds.	Lg.	No.	Yds.	Lg.
Mica Hannemann	0	0	0	0	0	0	1	0	0
Kai Nacua	0	0	0	0	0	0	1	10	10
Mitch Juergens	1	15	15	0	0	0	0	0	0
Aleva Hifo	0	0	0	1	12	12	0	0	0

BYU Downs MSU in Two Overtimes, 28-21

BYU quarterback Taysom Hill threw three touchdowns, including a 25-yard game-winner in the second overtime, as MSU fell 28-21 on a rare Friday night contest in Provo. It was the Bulldogs' first trip out West since 2002 and first to Provo since 2000. **Nick Fitzgerald** accounted for 296 yards and three touchdowns. Fitzgerald delivered a gutsy 2-yard TD run, diving over a defender, that gave MSU the lead in overtime but BYU answered quickly on Hill's 1-yard score. BYU went on offense on the first possession in the second overtime, scoring on their first play with a 25-yard pass. The Bulldogs then turned it over on downs on their possession and fans stormed the field. State took an early lead on a **Keith Mixon** 44-yard TD in which Fitzgerald kept the play alive. Fitzgerald gave MSU the lead going into halftime, 14-7. The Bulldog defense allowed only 126 yards in the first half. Safety **Mark McLaurin**, making his first career start in place of an injured **Kivon Coman**, recorded his first career interception in the second quarter. Freshman **Leo Lewis** led the Bulldogs with a career-best 12 tackles.

Scoring

Mississippi State	7	7	0	0	[7]	[0]	- 21
BYU	7	0	0	7	[7]	[7]	- 28

1st	09:13	MSU	Keith Mixon 44 yd pass from Nick Fitzgerald (Graves kick)
	00:48	BYU	Hunte Marshall 1 yd pass from Taysom Hill (Almondkick)
2nd	03:45	MSU	Nick Fitzgerald 1 yd run (Graves kick)
4th	13:15	BYU	M. Laulu-Pututau 15 yd pass from Taysom Hill (Mikkelsen kick)
OT	15:00	MSU	Nick Fitzgerald 2 yd run (Graves kick)
	15:00	BYU	Taysom Hill 1 yd run (Mikkelsen kick)
	15:00	BYU	Tann Balderree 25 yd pass from Taysom Hill (Mikkelsen kick)

Team Stats

	MSU	BYU
FIRST DOWNS	23	20
Rushing	9	8
Passing	11	8
Penalty	3	4
NET YARDS RUSHING	163	146
Rushing Attempts	49	47
Average Per Rush	3.3	3.1
NET YARDS PASSING	223	165
Completions-Attempts-Int	18-37-2	16-28-1
Average Per Attempt	6.0	5.9
Average Per Completion	12.4	10.3
Passing Touchdowns	1	3
TOTAL OFFENSE YARDS	254	336
Total offense plays	86	75
Average Gain Per Play	4.5	4.1
Fumbles: Number-Lost	0-0	0-0
Penalties: Number-Yards	7-63	9-84
PUNTS-YARDS	5-184	6-286
KICKOFFS-YARDS	3-191	3-193
Punt returns: Number-Yards-TD	0-0-0	1-15-0
Kickoff returns: Number-Yds-TD	1-14-0	1-12-0
Interceptions: Number-Yds-TD	1-27-0	2-10-0
Fumble Returns: Number-Yds-TD	0-0-0	0-0-0
Possession Time	29:02	30:58
Third-Down Conversions	8 of 19	9 of 17
Fourth-Down Conversions	1 of 3	1 of 1
Red-Zone Scores-Chances	2-3	3-3
Sacks By: Number-Yards	2-11	2-9
PAT Kicks	3-3	4-4
Field Goals	0-1	0-1
Points off turnovers	0	0

GAME 7

MSU **38**
Kentucky **40**

Oct. 22, 2016
Commonwealth Stadium
Lexington, Ky.
50,414

Mississippi State

RUSHING	Att.	Gain	Lost	Net	TD	Long	Avg.
Nick Fitzgerald	16	118	11	107	2	38	6.7
Malik Dear	5	77	0	77	1	45	15.4
Aeris Williams	8	36	0	36	0	7	4.5
Ashton Shumpert	2	27	0	27	0	15	13.5
Nick Gibson	5	24	0	24	0	8	4.8
Dontavian Lee	2	8	0	8	0	6	4.0
Keith Mixon	1	2	0	2	0	2	2.0

PASSING	Com	Att	Int	Yds	TD	Long	Sacks
Nick Fitzgerald	13	21	1	81	1	22	0

RECEIVING	No.	Yds.	TD	Long
Fred Ross	5	50	1	19
Keith Mixon	2	20	0	22
Jesse Jackson	1	7	0	7
Farrod Green	1	5	0	5
Jamal Couch	1	5	0	5
Malik Dear	1	-1	0	0
Aeris Williams	1	-2	0	0
Donald Gray	1	-3	0	3

PUNTING	No.	Yds.	Avg.	Long	I20	TB
Logan Cooke	6	226	37.7	41	1	0

FIELD GOALS	Att.	Made	Long	KICKS
Westin Graves	1	1	36	made 36

ALL RETURNS	Punts			Kickoffs			Intercepted		
	No.	Yds.	Lg.	No.	Yds.	Lg.	No.	Yds.	Lg.
Fred Ross	1	4	4	0	0	0	0	0	0
Keith Mixon	0	0	0	3	96	45	0	0	0
Malik Dear	0	0	0	1	8	8	0	0	0

Kentucky

RUSHING	Att.	Gain	Lost	Net	TD	Long	Avg.
Benny Snell	19	129	1	128	1	34	6.7
S. Williams	14	102	3	99	0	35	7.1
Stephen Johnson	9	41	21	20	0	16	2.2
Jojo Kemp	2	15	0	15	0	8	7.5

PASSING	Com	Att.	Int.	Yds.	TD	Long	Sacks
Stephen Johnson	17	33	0	292	2	44	1

RECEIVING	No.	Yds.	TD	Long
Jeff Badet	7	139	2	44
Ryan Timmons	3	77	0	32
Garrett Johnson	3	18	0	10
C.J. Conrad	1	26	0	26
T. Richardson	1	17	0	17
Greg Hart	1	8	0	8
Charles Walker	1	7	0	7

PUNTING	No.	Yds.	Avg.	Long	I20	TB
Grant McKinniss	3	103	34.3	37	1	0

FIELD GOALS	Att.	Made	Long	KICKS
Austin MacGinnis	5	4	51	made 46, 32, 32, 51; missed 28

ALL RETURNS	Punts			Kickoffs			Intercepted		
	No.	Yds.	Lg.	No.	Yds.	Lg.	No.	Yds.	Lg.
Jeff Badet	0	0	0	3	77	39	0	0	0
Charles Walker	1	-3	0	0	0	0	0	0	0
Marcus McWilson	0	0	0	0	0	0	1	45	45

Kentucky Outlasts MSU in Shootout, 40-38

Austin MacGinnis drilled four field goals, including a 51-yarder as time expired, as Kentucky outlasted MSU in a 40-38 shootout on a cool night in Commonwealth Stadium. It was the Bulldogs' second straight loss on the final play. The tandem of **Nick Fitzgerald** and **Fred Ross** connected for a 7-yard touchdown pass that gave MSU a 38-37 lead with 1:09 to play. The clutch third down conversion capped a 14-play, 77-yard drive that erased a 10-point fourth-quarter deficit. However, the Wildcats marched 46 yards on six plays into field goal territory. UK looked to pull away early in the fourth quarter, nearly making it a 17-point advantage before a crucial series by a pair of MSU underclassmen. UK played a second down from the MSU 5 before true freshman **Jeffery Simmons** forced a fumble of quarterback Stephen Johnson. The ball was then picked up and returned 81 yards for a touchdown by sophomore **Mark McLaurin**. The 14-point swing brought the Bulldogs to within 34-31 with 9:33 to go. Fitzgerald finished with his third 100-yard rushing game of the year. **DeAndre Ward** and **Gerri Green** led the Bulldogs with eight tackles apiece, while **Johnathan Calvin** added seven tackles, including two for loss and one sack.

Scoring

Mississippi State	0	14	10	14	- 38
Kentucky	0	6	21	13	- 40

2nd	10:36	UK	Austin MacGinnis 46 yd field goal
	08:45	MS	Malik Dear 45 yd run (Westin Graves kick)
	02:00	MS	Nick Fitzgerald 3 yd run (Westin Graves kick)
	00:20	UK	A. MacGinnis 32 yd field goal
3rd	13:52	UK	Jeff Badet 44 yd pass from Stephen Johnson (Garrett Johnson pass failed)
	09:37	MS	Westin Graves 36 yd field goal
	06:26	UK	Benny Snell 34 yd run (T. Richardson pass from Stephen Johnson)
	04:55	MS	Nick Fitzgerald 38 yd run (Westin Graves kick)
	02:53	UK	Jeff Badet 40 yd pass from Stephen Johnson (A. MacGinnis kick)
4th	14:51	UK	Marcus McWilson 45 yd interception return (A. MacGinnis kick)
	09:33	MS	Mark McLaurin 81 yd fumble recovery (Westin Graves kick)
	06:52	UK	A. MacGinnis 32 yd field goal
	01:09	MS	Fred Ross 7 yd pass from Nick Fitzgerald (Westin Graves kick)
	00:00	UK	A. MacGinnis 51 yd field goal

Team Stats

	MSU	UK
FIRST DOWNS	16	26
Rushing	11	12
Passing	4	13
Penalty	1	1
NET YARDS RUSHING	281	262
Rushing Attempts	39	44
Average Per Rush	7.2	6.0
Rushing Touchdowns	3	1
Yards Gained Rushing	292	287
Yards Lost Rushing	11	25
NET YARDS PASSING	81	292
Completions-Attempts-Int	13-21-1	17-33-0
Average Per Attempt	3.9	8.8
Average Per Completion	6.2	17.2
TOTAL OFFENSE YARDS	362	554
Total offense plays	60	77
Average Gain Per Play	6.0	7.2
Fumbles: Number-Lost	2-0	3-2
Penalties: Number-Yards	7-50	2-20
PUNTS-YARDS	6-226	3-103
KICKOFFS-YARDS	7-451	8-491
Punt returns: Number-Yards-TD	1-4-0	1-(-3)-0
Kickoff returns: Number-Yds-TD	4-104-0	3-77-0
Interceptions: Number-Yds-TD	0-0-0	1-45-1
Fumble Returns: Number-Yds-TD	1-81-1	0-0-0
Possession Time	27:07	32:53
Third-Down Conversions	4 of 12	6 of 15
Fourth-Down Conversions	0 of 0	1 of 1
Red-Zone Scores-Chances	3-3	2-4
Sacks By: Number-Yards	2-16	2-9
PAT Kicks	2-2	6-6
Field Goals	1-1	4-5
Points off turnovers	14	7

GAME 8

Samford 41
MSU 56

Oct. 29, 2016
Davis Wade Stadium
Starkville, Miss.
58,019

Mississippi State

RUSHING	Att.	Gain	Lost	Net	TD	Long	Avg.
Nick Fitzgerald	19	122	3	119	2	22	6.3
Ashton Shumpert	7	39	0	39	0	21	5.6
Keith Mixon	5	38	0	38	0	15	7.6
Nick Gibson	4	33	0	33	0	14	8.2
Aeris Williams	8	26	5	21	0	8	2.6
Dontavian Lee	1	3	0	3	0	3	3.0
Malik Dear	1	1	0	1	0	1	1.0

PASSING	Com	Att.	Int.	Yds.	TD	Long	Sacks
Nick Fitzgerald	20	35	2	417	5	74	1

RECEIVING	No.	Yds.	TD	Long
Fred Ross	9	107	1	17
Donald Gray	4	207	3	74
Malik Dear	4	61	1	33
Farrod Green	3	42	0	18

PUNTING	No.	Yds.	Avg.	Long	I20	TB
Logan Cooke	3	116	38.7	58	1	1

FIELD GOALS	Att.	Made	Long	KICKS
Westin Graves	1	0	-	missed 24

ALL RETURNS	Punts			Kickoffs			Intercepted		
	No.	Yds.	Lg.	No.	Yds.	Lg.	No.	Yds.	Lg.
Fred Ross	1	5	5	0	0	0	0	0	0
Malik Dear	0	0	0	2	39	23	0	0	0
DeAndre Ward	0	0	0	0	0	0	1	35	35
Maurice Smitherman	0	0	0	0	0	0	1	29	30
Brandon Bryant	0	0	0	0	0	0	1	19	19

Samford

RUSHING	Att.	Gain	Lost	Net	TD	Long	Avg.
K'rondis Larry	9	101	2	99	0	68	11.0
Devlin Hodges	17	70	25	45	0	9	2.6
Roland Adams	8	20	5	15	1	6	1.9

PASSING	Com	Att.	Int.	Yds.	TD	Long	Sacks
Devlin Hodges	42	69	3	468	4	58	3
TaDarryl Marshall	0	1	0	0	0	0	0

RECEIVING	No.	Yds.	TD	Long
Karel Hamilton	14	213	2	56
Kelvin McKnight	13	115	1	25
Andrew Harris	8	44	1	12
Devon Schmitt	2	64	0	58
TaDarryl Marshall	2	10	0	7
Chris Shelling	1	11	0	11
K'rondis Larry	1	8	0	8
Roland Adams	1	3	0	3

PUNTING	No.	Yds.	Avg.	Long	I20	TB
Austin Barnard	5	192	38.4	45	1	0
Devlin Hodges	1	35	35.0	35	1	0

FIELD GOALS	Att.	Made	Long	KICKS
Reece Everett	2	2	33	made 32, 33

ALL RETURNS	Punts			Kickoffs			Intercepted		
	No.	Yds.	Lg.	No.	Yds.	Lg.	No.	Yds.	Lg.
K'rondis Larry	0	0	0	5	96	26	0	0	0
Roosevelt Donaldson	0	0	0	0	0	0	1	1	1
Darius Harvey	0	0	0	0	0	0	1	0	0

Records Fall as MSU Wins Homecoming, 56-41

Nick Fitzgerald tied an SEC and MSU record with seven touchdowns responsible for as the Bulldogs went on to a 56-41 victory over FCS foe Samford on Homecoming. Fitzgerald matched the record of Dak Prescott and became the first MSU QB to post a 400-yard passing/100-yard rushing game. He rushed for two scores and tied Prescott's school record for passing touchdowns with five. The Bulldogs put a school-record 669 yards of total offense. **Donald Gray** finished with a career-best 207 receiving yards, and he tied the school record for receiving touchdowns with three. Gray and Fitzgerald connected for a pair of 70+ yard touchdown passes in the first half, giving the Bulldogs a 28-20 lead at halftime. **Fred Ross** broke school records for consecutive games with a catch (30) and 100-yard receiving games (9) as he finished with nine catches for 107 yards and one score. Gray's 51-yard TD catch -- his third of the night -- followed by **DeAndre Ward's** 35-yard interception return put the Bulldogs up 49-26. Fitzgerald capped the scoring with a 1-yard run that put the game away. **Richie Brown** finished with a game-high 13 tackles. The squads combined for 97 points, 185 plays and 1,296 yards of total offense.

Scoring

Samford	13	7	13	8	- 41
Mississippi State	21	7	21	7	- 56

1st	13:21	MSU	Malik Dear	25 yd pass from Nick Fitzgerald (Graves kick)
	09:59	SAM	Karel Hamilton	30 yd pass from Devlin Hodges (Everett kick)
	09:19	MSU	Donald Gray	71 yd pass from Nick Fitzgerald (Graves kick)
	05:21	MSU	Nick Fitzgerald	1 yd run (Westin Graves kick)
	04:07	SAM	Reece Everett	32 yd field goal
	02:00	SAM	Reece Everett	33 yd field goal
2nd	04:59	SAM	Andrew Harris	12 yd pass from Devlin Hodges (Everett kick)
	04:43	MSU	Donald Gray	74 yd pass from Nick Fitzgerald (Graves kick)
3rd	08:03	MSU	Nick Fitzgerald	1 yd pass from Nick Fitzgerald (Graves kick)
	06:41	SAM	Karel Hamilton	45 yd pass from Devlin Hodges (Everett kick blockd)
	05:20	MSU	Donald Gray	51 yd pass from Nick Fitzgerald (Graves kick)
	02:48	MSU	DeAndre Ward	35 yd interception return (Westin Graves kick)
	02:22	SAM	Kelvin McKnight	7 yd pass from Devlin Hodges (Everett kick)
4th	12:18	SAM	Roland Adams	2 yd run (TaDarryl Marshall rush)
	05:14	MSU	Nick Fitzgerald	1 yd run (Graves kick)

Team Stats

	SAM	MSU
FIRST DOWNS	27	29
Rushing	7	13
Passing	20	14
Penalty	0	2
NET YARDS RUSHING	159	252
Rushing Attempts	34	46
Average Per Rush	4.7	5.5
NET YARDS PASSING	468	417
Completions-Attempts-Int	42-70-3	20-35-2
Average Per Attempt	6.7	11.9
Average Per Completion	11.1	20.9
TOTAL OFFENSE YARDS	627	669
Total offense plays	104	81
Average Gain Per Play	6.0	8.3
Fumbles: Number-Lost	1-0	1-1
Penalties: Number-Yards	9-77	4-35
PUNTS-YARDS	6-227	3-116
KICKOFFS-YARDS	8-510	9-533
Punt returns: Number-Yards-TD	0-0-0	1-5-0
Kickoff returns: Number-Yds-TD	5-96-0	2-39-0
Interceptions: Number-Yds-TD	2-1-0	3-83-1
Fumble Returns: Number-Yds-TD	0-0-0	0-0-0
Possession Time	30:41	29:19
Third-Down Conversions	9 of 23	7 of 15
Fourth-Down Conversions	4 of 5	1 of 3
Red-Zone Scores-Chances	5-6	3-5
Sacks By: Number-Yards	1-2	3-25
PAT Kicks	3-4	8-8
Field Goals	2-2	0-1
Points off turnovers	3	7

GAME 9

#7/7/4 Texas A&M 28
MSU 35

Nov. 5, 2016
Davis Wade Stadium
Starkville, Miss.
58,407

Mississippi State

RUSHING	Att.	Gain	Lost	Net	TD	Long	Avg.
Nick Fitzgerald	20	184	2	182	2	74	9.1
Aeris Williams	24	140	0	140	1	22	5.8
Keith Mixon	3	14	0	14	0	9	4.7
Malik Dear	3	19	5	14	0	18	4.7
Brandon Holloway	4	15	2	13	0	14	3.2
Ashton Shumpert	2	6	0	6	0	4	3.0

PASSING	Com	Att.	Int.	Yds.	TD	Long	Sacks
Nick Fitzgerald	18	31	2	209	2	60	0

RECEIVING	No.	Yds.	TD	Long
Fred Ross	6	98	2	60
Keith Mixon	5	54	0	22
Donald Gray	2	32	0	23
Malik Dear	2	10	0	7
Gabe Myles	2	7	0	9
Aeris Williams	1	8	0	8

PUNTING	No.	Yds.	Avg.	Long	I20	TB
Kody Schexnayder	4	164	41.0	52	1	1
Logan Cooke	2	88	44.0	56	1	0

FIELD GOALS	Att.	Made	Long	KICKS
Westin Graves	1	0	n/a	missed 32

ALL RETURNS	Punts			Kickoffs			Intercepted		
	No.	Yds.	Lg.	No.	Yds.	Lg.	No.	Yds.	Lg.
Keith Mixon	0	0	0	1	27	27	0	0	0
Donald Gray	2	10	9	0	0	0	0	0	0
Mark McLaurin	0	0	0	0	0	0	1	0	0

ALL RETURNS	Punts			Kickoffs			Intercepted		
	No.	Yds.	Lg.	No.	Yds.	Lg.	No.	Yds.	Lg.
Fred Ross	1	17	17	0	0	0	0	0	0
Brandon Holloway	0	0	0	3	104	69	0	0	0
Kivon Coman	0	0	0	0	0	0	1	0	0
Gerri Green	0	0	0	0	0	0	1	0	0

Texas A&M

RUSHING	Att.	Gain	Lost	Net	TD	Long	Avg.
Trevor Knight	5	54	0	54	1	19	10.8
Keith Ford	9	33	0	33	0	7	3.7
Trayveon Williams	10	31	3	28	0	9	2.8
Jake Hubenak	7	12	10	2	0	6	0.3
Christian Kirk	1	0	0	0	0	0	0.0

PASSING	Com	Att	Int	Yds	TD	Long	Sacks
Jake Hubenak	11	17	1	222	2	54	2
Trevor Knight	5	14	0	43	0	12	0

RECEIVING	No.	Yds.	TD	Long
Christian Kirk	7	144	1	54
Josh Reynolds	5	85	1	47
Speedy Noil	3	36	0	16
Trayveon Williams	1	0	0	0

PUNTING	No.	Yds.	Avg.	Long	I20	TB
Shane Tripucka	8	364	45.5	59	2	0

FIELD GOALS	Att.	Made	Long	KICKS
Daniel LaCamera	1	0	n/a	missed 27

ALL RETURNS	Punts			Kickoffs			Intercepted		
	No.	Yds.	Lg.	No.	Yds.	Lg.	No.	Yds.	Lg.
Christian Kirk	1	93	93	0	0	0	0	0	0
Donovan Wilson	0	0	0	0	0	0	1	0	0
Justin Evans	0	0	0	2	28	23	0	0	0
Keith Ford	0	0	0	1	6	6	0	0	0
Nick Harvey	0	0	0	0	0	0	1	0	0

MSU Stuns No. 4 Texas A&M, 35-28

Mississippi State erupted for 28 points in the first half, and Nick Fitzgerald accounted for 391 yards of total offense and four touchdowns as the Bulldogs stunned No. 4 Texas A&M in Davis Wade Stadium. Fitzgerald got the crowd going right away, racing 74 yards for a touchdown on MSU's first play from scrimmage. The Bulldogs amassed 365 yards rushing and 574 yards of total offense. Aeris Williams registered his first career 100-yard game, finishing with 140 on 24 carries. His 2-yard run put MSU up 14-7. A&M responded with its first score but two brilliant drives led by Fitzgerald ended with Fred Ross touchdowns. Fitzgerald found Ross in stride for a 60-yard touchdown down the sideline. The Bulldogs led 28-14 at the half. Midway through the third quarter, Johnathan Calvin forced a fumble that halted an A&M drive. With MSU holding on to a 28-21 lead early in the fourth quarter, Fitzgerald engineered perhaps the best drive of the year. The Bulldogs used up 7:26, going 73 yards that was capped with Fitzgerald's second rushing TD of the day. A&M cut the lead to one possession with 1:33 to play and got the ball back again with 0:27 at its own 20-yard line. Jake Hubenak, filling in for an injured Trevor Knight the entire second half, was then intercepted by MSU's Mark McLaurin at midfield. Richie Brown led the Bulldogs with eight tackles. The Bulldogs' 365 rushing yards were their most in an SEC game since putting up 390 against Kentucky on Oct. 29, 1994.

Scoring

Texas A&M	7	7	0	14	-28
Mississippi State	14	14	0	7	-35

1st	12:18	MS	Nick Fitzgerald 74 yd run (Westin Graves kick)
	04:36	MS	Aeris Williams 2 yd run (Graves kick)
	00:03	A&M	Trevor Knight 19 yd run (Daniel LaCamera kick)
2nd	10:53	MS	Fred Ross 60 yd pass from Nick Fitzgerald (Graves kick)
	03:54	MS	Fred Ross 7 yd pass from Nick Fitzgerald (Graves kick)
	00:19	A&M	Christian Kirk 93 yd punt return (LaCamera kick)
4th	10:42	A&M	Christian Kirk 54 yd pass from Jake Hubenak (LaCamera kick)
	03:08	MS	Nick Fitzgerald 4 yd run (Graves kick)
	01:33	A&M	Josh Reynolds 4 yd pass from Jake Hubenak (LaCamera kick)

Team Stats

	A&M	MSU
FIRST DOWNS	14	29
Rushing	3	19
Passing	11	8
Penalty	0	2
NET YARDS RUSHING	117	365
Rushing Attempts	32	58
Average Per Rush	3.7	6.3
NET YARDS PASSING	265	209
Completions-Attempts-Int	16-31-1	18-31-2
Average Per Attempt	8.5	6.7
Average Per Completion	16.6	11.6
TOTAL OFFENSE YARDS	382	574
Total offense plays	63	89
Average Gain Per Play	6.1	6.4
Fumbles: Number-Lost	1-1	1-0
Penalties: Number-Yards	5-27	3-30
PUNTS-YARDS	8-364	6-252
KICKOFFS-YARDS	4-245	6-359
Punt returns: Number-Yards-TD	1-93-1	2-10-0
Kickoff returns: Number-Yds-TD	3-34-0	1-27-0
Interceptions: Number-Yds-TD	2-0-0	1-0-0
Fumble Returns: Number-Yds-TD	0-0-0	0-0-0
Miscellaneous Yards	0	0
Possession Time	22:47	37:13
Third-Down Conversions	4 of 15	11 of 18
Fourth-Down Conversions	1 of 1	0 of 0
Red-Zone Scores-Chances	2-3	3-6
Sacks By: Number-Yards	0-0	2-9
PAT Kicks	4-4	5-5
Field Goals	0-1	0-1
Points off turnovers	0	0

GAME 10

MSU **3**
#1/1/1 Alabama **51**

Nov. 12, 2016
Bryant-Denny Stadium
Tuscaloosa, Ala.
101,821

Mississippi State

RUSHING	Att.	Gain	Lost	Net	TD	Long	Avg.
Aeris Williams	11	56	0	56	0	24	5.1
Nick Fitzgerald	11	40	25	15	0	22	1.4
Damian Williams	4	19	8	11	0	9	2.8
Ashton Shumpert	4	11	2	9	0	5	2.2
Malik Dear	2	3	0	3	0	3	1.5
Dontavian Lee	2	2	0	2	0	2	1.0
Keith Mixon	1	0	2	-2	0	0	-2.0

PASSING	Com	Att	Int	Yds	TD	Long	Sacks
Nick Fitzgerald	10	33	1	145	0	41	2
Damian Williams	6	10	0	35	0	14	1

RECEIVING	No.	Yds.	TD	Long
Donald Gray	3	76	0	41
Fred Ross	3	23	0	11
Jamal Couch	2	21	0	14
Farrod Green	2	18	0	11
Gabe Myles	2	4	0	5
Malik Dear	1	22	0	22
Jordan Thomas	1	6	0	6
Justin Johnson	1	5	0	5
Dontavian Lee	1	5	0	5

PUNTING	No.	Yds.	Avg.	Long	I20	TB
Kody Schexnayder	7	210	30.0	40	2	0

FIELD GOALS	Att.	Made	Long	KICKS
Westin Graves	2	1	47	missed 47; made 47

ALL RETURNS	Punts			Kickoffs			Intercepted		
	No.	Yds.	Lg.	No.	Yds.	Lg.	No.	Yds.	Lg.
Fred Ross	1	10	10	0	0	0	0	0	0
Brandon Holloway	0	0	0	3	93	50	0	0	0
Jamoral Graham	0	0	0	0	0	0	1	46	46
Keith Mixon	1	0	0	1	11	11	0	0	0

Alabama

RUSHING	Att.	Gain	Lost	Net	TD	Long	Avg.
Jalen Hurts	11	101	1	100	1	60	9.1
Josh Jacobs	9	90	1	89	0	43	9.9
Ronnie Clark	4	14	0	14	0	7	3.5
Damien Harris	3	9	0	9	0	4	3.0
Derrick Gore	4	7	1	6	0	3	1.5

PASSING	Com	Att.	Int.	Yds.	TD	Long	Sacks
Jalen Hurts	28	37	1	347	4	67	1
Cooper Bateman	3	4	0	50	1	31	0

RECEIVING	No.	Yds.	TD	Long
ArDarius Stewart	8	156	3	67
O.J. Howard	6	77	0	30
Calvin Ridley	4	26	1	20
Cam Sims	3	45	0	31
Josh Jacobs	3	34	0	26
M. Forristall	3	19	0	8
Derek Kief	1	14	0	14
Damien Harris	1	11	0	11
Gehrig Dieter	1	10	0	10
Trevon Diggs	1	5	1	5

PUNTING	No.	Yds.	Avg.	Long	I20	TB
JK Scott	3	154	51.3	62	1	1

FIELD GOALS	Att.	Made	Long	KICKS
Adam Griffith	3	3	39	made 30, 28, 39

ALL RETURNS	Punts			Kickoffs			Intercepted		
	No.	Yds.	Lg.	No.	Yds.	Lg.	No.	Yds.	Lg.
Trevon Diggs	1	1	1	0	0	0	0	0	0
Tony Brown	0	0	0	0	0	0	1	9	9

Top-Ranked Alabama Stays Perfect, 51-3

Top-ranked Alabama put up 615 yards of total offense to stretch its winning streak to 22 straight by a 51-3 fashion against Mississippi State. The rare 11 a.m. Bryant-Denny Stadium kickoff saw the Bulldogs fall behind 30-0 at the half and 10-0 on the first two possessions. **Nick Fitzgerald** was sacked twice and held to 15 yards rushing and no touchdowns. Aeris Williams was MSU's leading rusher with 56 yards on 11 carries. **Fred Ross** broke the school career record for receiving yards with his three catches for 23 yards. **Westin Graves** accounted for the Bulldogs' only points, drilling a 47-yarder on MSU's first possession of the second half. Fitzgerald found **Donald Gray** for two passes for 35 yards to set up the field goal. **DeAndre Ward**, an Alabama native, was the game-leading tackler with seven tackles, including a career-high 1.5 for loss. **Jamoral Graham** recorded his second interception of the season, picking off Jalen Hurts midway through the first quarter. MSU got inside the Alabama 40-yard line six times and managed points only once on the Graves field goal.

Scoring

	Alabama	0	0	3	0	-3
	Mississippi State	10	20	14	7	-51
1st	12:20	UA	Adam Griffith	30 yd field goal		
	08:23	UA	Calvin Ridley	4 yd pass from Jalen Hurts (Adam Griffith kick)		
2nd	12:36	UA	A. Stewart	67 yd pass from Jalen Hurts (Adam Griffith kick)		
	09:55	UA	Jalen Hurts	4 yd run (Adam Griffith kick)		
	02:37	UA	Adam Griffith	28 yd field goal		
	00:00	UA	Adam Griffith	39 yd field goal		
3rd	11:43	MSU	Westin Graves	47 yd field goal		
	06:12	UA	A. Stewart	15 yd pass from Jalen Hurts (Adam Griffith kick)		
	04:40	UA	A. Stewart	20 yd pass from Jalen Hurts (Adam Griffith kick)		
4th	02:34	UA	Trevon Diggs	5 yd pass from Cooper Bateman (A. Pappanastos kick)		

Team Stats

	MSU	UA
FIRST DOWNS	17	26
Rushing	6	7
Passing	9	17
Penalty	2	2
NET YARDS RUSHING	94	218
Rushing Attempts	35	31
Average Per Rush	2.7	7.0
NET YARDS PASSING	180	397
Completions-Attempts-Int	16-43-1	31-41-1
Average Per Attempt	4.2	9.7
Average Per Completion	11.2	12.8
TOTAL OFFENSE YARDS	274	615
Total offense plays	78	72
Average Gain Per Play	3.5	8.5
Fumbles: Number-Lost	1-0	1-1
Penalties: Number-Yards	4-31	3-35
PUNTS-YARDS	7-210	3-154
KICKOFFS-YARDS	2-120	9-579
Punt returns: Number-Yards-TD	2-10-0	1-1-0
Kickoff returns: Number-Yds-TD	4-104-0	0-0-0
Interceptions: Number-Yds-TD	1-46-0	1-9-0
Fumble Returns: Number-Yds-TD	0-0-0	0-0-0
Possession Time	32:38	27:22
Third-Down Conversions	7 of 20	7 of 13
Fourth-Down Conversions	0 of 4	0 of 1
Red-Zone Scores-Chances	1-1	7-7
Sacks By: Number-Yards	1-1	3-29
PAT Kicks	0-0	6-6
Field Goals	1-2	3-3
Points off turnovers	0	0

GAME 11

Arkansas 58
MSU 42

Nov. 19, 2016
Davis Wade Stadium
Starkville, Miss.
58,538

Mississippi State

RUSHING	Att.	Gain	Lost	Net	TD	Long	Avg.
Nick Fitzgerald	17	136	5	131	4	58	7.7
Aeris Williams	13	63	0	63	0	10	4.8
Malik Dear	1	10	0	10	0	10	10.0
Ashton Shumpert	2	4	0	4	0	3	2.0
Keith Mixon	2	5	8	-3	0	5	-1.5

PASSING	Com	Att.	Int.	Yds.	TD	Long	Sacks
Nick Fitzgerald	23	33	0	328	2	43	0

RECEIVING	No.	Yds.	TD	Long
Fred Ross	10	171	2	40
Donald Gray	7	92	0	43
Jamal Couch	2	38	0	24
Malik Dear	2	20	0	13
Aeris Williams	1	4	0	4
Ashton Shumpert	1	3	0	3

PUNTING	No.	Yds.	Avg.	Long	I20	TB
Kody Schexnayder	4	151	37.8	41	0	0

FIELD GOALS	Att.	Made	Long	KICKS
Westin Graves	1	0	n/a	missed 44

ALL RETURNS	Punts			Kickoffs			Intercepted		
	No.	Yds.	Lg.	No.	Yds.	Lg.	No.	Yds.	Lg.
Donald Gray	0	0	0	1	28	28	0	0	0
Malik Dear	0	0	0	4	44	18	0	0	0
Keith Mixon	0	0	0	5	106	30	0	0	0

Arkansas

RUSHING	Att.	Gain	Lost	Net	TD	Long	Avg.
Rawleigh Williams	16	209	4	205	4	72	12.8
Devwah Whaley	19	122	10	112	1	50	5.9
T.J. Hammonds	1	30	0	30	0	30	30.0
Jared Cornelius	2	7	0	7	0	5	3.5
Austin Allen	2	5	0	5	0	5	2.5

PASSING	Com	Att	Int	Yds	TD	Long	Sacks
Austin Allen	18	25	0	303	2	34	0
Rawleigh Williams	1	1	0	1	1	1	0

RECEIVING	No.	Yds.	TD	Long
Drew Morgan	6	91	0	34
Keon Hatcher	4	65	2	33
Jeremy Sprinkle	2	37	0	24
Austin Cantrell	2	33	1	32
Jared Cornelius	2	12	0	10
Grayson Gunter	1	29	0	29
Cheyenne O'Grady	1	23	0	23
Devwah Whaley	1	14	0	14

PUNTING	No.	Yds.	Avg.	Long	I20	TB
None						

FIELD GOALS	Att.	Made	Long	KICKS
Adam McFain	2	1	34	missed 40; made 34

ALL RETURNS	Punts			Kickoffs			Intercepted		
	No.	Yds.	Lg.	No.	Yds.	Lg.	No.	Yds.	Lg.
Jared Cornelius	1	21	21	0	0	0	0	0	0
Deon Stewart	0	0	0	4	70	28	0	0	0

Arkansas Wins Shootout on Senior Night, 58-42

Nick Fitzgerald accounted for 459 yards of total offense and six touchdowns, but Arkansas outlasted the Bulldogs by a score of 58-42 in the home finale. A total of 19 seniors were recognized in pregame ceremonies, including wide receiver **Fred Ross** who hauled in 10 passes for a career-best 171 yards and two touchdowns. Fitzgerald rushed for four scores. He had a 58-yard run on MSU's first drive and followed that up with an 18-yard score to tie the game at 14 all with 1:25 remaining in the first quarter. The Razorbacks responded with 24 unanswered points in the second quarter, scoring on all four of their possessions. Rawleigh Williams had a career-night rushing for 205 yards and four touchdowns. The Bulldogs outscored Arkansas 28-20 in the second half. Ross hauled in a 40-yarder from Fitzgerald and closed out the scoring with a 15-yard catch with 2:15 to play. The Razorbacks did not punt once on the night. Senior **Kivon Coman**, playing in his final home game, finished with a career-best and game-high 15 tackles. **J.T. Gray** added two tackles for loss.

Scoring

Mississippi State	14	24	6	14	-58
Arkansas	14	0	14	14	-42
1st	14:12	UA	Rawleigh Williams 72 yd run (Adam McFain kick)		
	13:18	MS	Nick Fitzgerald 58 yd run (Westin Graves kick)		
	07:29	UA	Rawleigh Williams 42 yd run (Adam McFain kick)		
	01:25	MS	Nick Fitzgerald 18 yd run (Westin Graves kick)		
2nd	12:29	UA	Keon Hatcher 5 yd pass from Austin Allen (Adam McFain kick)		
	08:58	UA	Adam McFain 34 yd field goal		
	05:53	UA	Rawleigh Williams 7 yd run (Adam McFain kick)		
	01:32	UA	Rawleigh Williams 33 yd run (Adam McFain kick)		
3rd	12:15	MS	Fred Ross 40 yd pass from Nick Fitzgerald (Westin Graves kick)		
	05:03	UA	Austin Cantrell 1 yd pass from Rawleigh Williams (McFain kick failed)		
	02:52	MS	Nick Fitzgerald 2 yd run (Westin Graves kick)		
4th	14:04	UA	Keon Hatcher 10 yd pass from Austin Allen (Keon Hatcher rush)		
	11:12	MS	Nick Fitzgerald 1 yd run (Fred Ross pass from Nick Fitzgerald)		
	05:29	UA	Devwah Whaley 4 yd run (Rawleigh Williams pass failed)		
	02:15	MS	Fred Ross 15 yd pass from Nick Fitzgerald (Fitzgerald pass failed)		

Team Stats

	ARK	MSU
FIRST DOWNS	27	25
Rushing	13	10
Passing	14	14
Penalty	0	1
NET YARDS RUSHING	357	205
Rushing Attempts	41	35
Average Per Rush	8.7	5.9
NET YARDS PASSING	204	328
Completions-Attempts-Int	19-26-0	23-33-0
Average Per Attempt	11.7	9.9
Average Per Completion	16.0	14.3
TOTAL OFFENSE YARDS	661	533
Total Offense plays	67	68
Average Gain Per Play	9.9	7.8
Fumbles: Number-Lost	0-0	0-0
Penalties: Number-Yards	1-10	3-22
PUNTS-YARDS	0-0	4-151
KICKOFFS-YARDS	10-582	6-321
Punt returns: Number-Yards-TD	1-21	0-0-0
Kickoff returns: Number-Yds-TD	4-70-0	10-178-0
Interceptions: Number-Yds-TD	0-0-0	0-0-0
Fumble Returns: Number-Yds-TD	0-0-0	0-0-0
Possession Time	33:13	26:47
Third-Down Conversions	7 of 11	5 of 13
Fourth-Down Conversions	2 of 2	4 of 4
Red-Zone Scores-Chances	6-6	4-4
Sacks By: Number-Yards	0-0	0-0
PAT Kicks	5-6	4-4
Field Goals	1-2	0-1
Points off turnovers	0	0

GAME 12

MSU 55
Ole Miss 20

Nov. 26, 2016
Vaught-Hemingway Stadium
Oxford, Miss.
66,038

Mississippi State

RUSHING	Att.	Gain	Lost	Net	TD	Long	Avg.
Nick Fitzgerald	14	261	3	258	2	70	18.4
Aeris Williams	25	191	0	191	2	36	7.6
Brandon Holloway	1	5	0	5	0	5	5.0
Ashton Shumpert	1	5	0	5	0	5	5.0
Keith Mixon	1	3	0	3	0	3	3.0

PASSING	Com	Att	Int	Yds	TD	Long	Sacks
Nick Fitzgerald	8	17	0	109	3	38	1

RECEIVING	No.	Yds.	TD	Long
Jordan Thomas	2	17	0	13
Donald Gray	2	12	1	8
Fred Ross	1	38	1	38
Malik Dear	1	24	1	24
Keith Mixon	1	18	0	18
Aeris Williams	1	0	0	0

PUNTING	No.	Yds.	Avg.	Long	I20	TB
Kody Schexnayder	3	140	46.7	50	1	0

FIELD GOALS Att. Made Long KICKS
none

ALL RETURNS	Punts			Kickoffs			Intercepted		
	No.	Yds.	Lg.	No.	Yds.	Lg.	No.	Yds.	Lg.
Malik Dear	0	0	0	1	7	7	0	0	0
Keith Mixon	0	0	0	1	37	37	0	0	0
Cedric Jiles	0	0	0	0	0	0	1	74	74
Jamal Peters	0	0	0	0	0	0	1	0	0
Brandon Holloway	0	0	0	2	39	20	0	0	0

Ole Miss

RUSHING	Att.	Gain	Lost	Net	TD	Long	Avg.
Akeem Judd	19	109	2	107	0	22	5.6
Shea Patterson	13	91	18	73	0	29	5.6
Will Gleeson	1	14	0	14	0	14	14.0
Van Jefferson	2	10	0	10	0	9	5.0
Eugene Brazley	2	4	0	4	0	3	2.0
Jason Pellerin	1	0	0	0	0	0	0.0

PASSING	Com	Att.	Int.	Yds.	TD	Long	Sacks
Shea Patterson	27	48	2	320	2	25	3

RECEIVING	No.	Yds.	TD	Long
D. Stringfellow	6	97	2	25
Van Jefferson	5	47	0	24
Eugene Brazley	5	31	0	11
A.J. Brown	3	41	0	25
Q. Adeboyejo	3	40	0	22
Markell Pack	2	27	0	19
Akeem Judd	1	14	0	14
Hunter Thurley	1	12	0	12
Taz Zettergren	1	11	0	11

PUNTING	No.	Yds.	Avg.	Long	I20	TB
Grant Warren	1	39	39.0	39	0	0
Gary Wunderlich	1	39	39.0	39	0	0
Will Gleeson	2	104	52.0	54	0	1

FIELD GOALS Att. Made Long KICKS
Gary Wunderlich 2 2 38 made 34, 38

ALL RETURNS	Punts			Kickoffs			Intercepted		
	No.	Yds.	Lg.	No.	Yds.	Lg.	No.	Yds.	Lg.
Kailo Moore	0	0	0	1	17	17	0	0	0
Carlos Davis	0	0	0	6	129	30	0	0	0

MSU Dominates Ole Miss in Egg Bowl, 55-20

MSU recorded its largest Egg Bowl victory since 1916 as quarterback **Nick Fitzgerald** accounted for 367 yards and five touchdowns in a 55-20 romp of Ole Miss in Oxford. Fitzgerald shattered the MSU single-game record for rushing yards, carrying 14 times for 258 yards and two touchdowns to break Anthony Dixon's mark. Fitzgerald averaged a school-record 18.4 yards per carry, which was the highest by an SEC player in a conference game in league history. The Bulldogs produced a 200-yard rusher (Fitzgerald) and a 100-yard rusher (**Aeris Williams**) for the first time in school history. Williams scored two first-half touchdowns that put the Bulldogs up double-digits going into halftime. **Jamal Peters** delivered a clutch interception in the endzone to halt a potential touchdown drive in the second quarter. MSU outscored the Rebels, 28-0, in the second half. **Fred Ross** caught his only pass of the game and raced 38 yards for a score down the sideline. Fitzgerald then scored on runs of 61 and 30. **Cedric Jiles** put on the finishing touches when he intercepted Shea Patterson's pass and returned it 74 yards for a touchdown late in the fourth quarter. **Kivon Coman**, in his final Egg Bowl, had a team-high eight tackles and 1.5 tackles for loss. Senior **Johnathan Calvin** registered 2.5 tackles for loss. The win was MSU's first in Oxford since 2010 and the 60th for head coach **Dan Mullen**.

Scoring

Mississippi State	13	14	14	14	- 55
Ole Miss	10	10	0	0	- 20

1st	07:43	OM	Gary Wunderlich 24 yd field goal
	05:48	MS	Aeris Williams 16 yd run (Westin Graves kick failed)
	03:56	OM	D. Stringfellow 19 yd pass from Shea Patterson (Wunderlich kick)
	02:33	MS	Donald Gray 8 yd pass from Nick Fitzgerald (Graves kick)
2nd	12:55	MS	Aeris Williams 13 yd run (Westin Graves kick)
	09:13	MS	Malik Dear 24 yd pass from Nick Fitzgerald (Graves kick)
	04:47	OM	D. Stringfellow 25 yd pass from Shea Patterson (Wunderlich kick)
	00:26	OM	Gary Wunderlich 38 yd field goal
3rd	05:22	MS	Fred Ross 38 yd pass from Nick Fitzgerald (Westin Graves kick)
	02:57	MS	Nick Fitzgerald 61 yd run (Westin Graves kick)
4th	05:09	MS	Nick Fitzgerald 30 yd run (Westin Graves kick)
	02:59	MS	Cedric Jiles 74 yd interception return (Westin Graves kick)

Team Stats

	MSU	OM
FIRST DOWNS	23	31
Rushing	17	13
Passing	5	17
Penalty	1	1
NET YARDS RUSHING	457	208
Rushing Attempts	47	38
Average Per Rush	9.7	5.5
NET YARDS PASSING	109	320
Completions-Attempts-Int	8-17-0	27-48-2
Average Per Attempt	6.4	6.7
Average Per Completion	13.6	11.9
TOTAL OFFENSE YARDS	566	528
Total Offense plays	64	86
Average Gain Per Play	8.8	6.1
Fumbles: Number-Lost	2-1	0-0
Penalties: Number-Yards	6-55	3-20
PUNTS-YARDS	3-140	4-182
KICKOFFS-YARDS	9-575	5-307
Punt returns: Number-Yards-TD	0-0-0	0-0-0
Kickoff returns: Number-Yds-TD	4-83-0	7-146-0
Interceptions: Number-Yds-TD	2-74-1	0-0-0
Fumble Returns: Number-Yds-TD	0-0-0	0-0-0
Possession Time	28:37	31:23
Third-Down Conversions	8 of 13	5 of 15
Fourth-Down Conversions	1 of 1	1 of 4
Red-Zone Scores-Chances	4-4	3-5
Sacks By: Number-Yards	3-16	1-3
PAT Kicks	7-8	2-2
Field Goals	0-0	2-2
Points off turnovers	14	0

ALL-TIME BOWL RESULTS (19 GAMES)

RECORD: 11-8

Date	Bowl	Opponent	Location	Venue	Attendance	Result	Score
1/1/37	Orange	Duquesne	Miami, Fla.	Orange Bowl	9,210	L	12-13
1/1/41	Orange	Georgetown	Miami, Fla.	Orange Bowl	29,554	W	14-7
12/21/63	Liberty	NC State	Philadelphia, Pa.	Philadelphia Stadium	8,309	W	16-12
12/28/74	Sun	North Carolina	El Paso, Texas	Sun Bowl	26,035	W	26-24
12/27/80	Sun	Nebraska	El Paso, Texas	Sun Bowl	34,723	L	17-31
12/31/81	Hall of Fame	Kansas	Birmingham, Ala.	Legion Field	41,672	W	10-0
12/29/91	Liberty	Air Force	Memphis, Tenn.	Liberty Bowl	61,497	L	15-38
1/1/93	Peach	North Carolina	Atlanta, Ga.	The Georgia Dome	69,125	L	17-21
1/2/95	Peach	NC State	Atlanta, Ga.	The Georgia Dome	64,902	L	24-28
1/1/99	Cotton	Texas	Dallas, Texas	Cotton Bowl	72,611	L	11-38
12/30/99	Peach	Clemson	Atlanta, Ga.	The Georgia Dome	73,315	W	17-7
12/31/00	Independence	Texas A&M	Shreveport, La.	Independence Stadium	36,974	W	43-41[OT]
12/29/07	Liberty	UCF	Memphis, Tenn.	Liberty Bowl	63,816	W	10-3
1/1/11	Gator	Michigan	Jacksonville, Fla.	EverBank Field	68,352	W	52-14
12/30/11	Music City	Wake Forest	Nashville, Tenn.	LP Field	55,208	W	23-17
1/1/13	Gator	Northwestern	Jacksonville, Fla.	EverBank Field	48,612	L	20-34
12/31/13	Liberty	Rice	Memphis, Tenn.	Liberty Bowl	57,846	W	44-7
12/31/14	Orange	Georgia Tech	Miami Gardens, Fla.	Sun Life Stadium	58,211	L	34-49
12/30/15	Belk	NC State	Charlotte, N.C.	Bank of America Stadium	46,423	W	51-28

COACHES IN MSU BOWL GAMES

1/1/37	Orange	Duquesne	Ralph Sasse	John Smith
1/1/41	Orange	Georgetown	Allyn McKeen	Jack Hagerty
12/21/63	Liberty	North Carolina State	Paul Davis	Earle Edwards
12/28/74	Sun	North Carolina	Bob Tyler	Bill Dooley
12/27/80	Sun	Nebraska	Emory Bellard	Tom Osborne
12/31/81	Hall of Fame	Kansas	Emory Bellard	Don Fambrough
12/29/91	Liberty	Air Force	Jackie Sherrill	Fisher DeBerry
1/1/93	Peach	North Carolina	Jackie Sherrill	Mac Brown
1/2/95	Peach	North Carolina State	Jackie Sherrill	Mike O'Cain
1/1/99	Cotton	Texas	Jackie Sherrill	Mac Brown
12/30/99	Peach	Clemson	Jackie Sherrill	Tommy Bowden
12/31/00	Independence	Texas A&M	Jackie Sherrill	R.C. Slocum
12/29/07	Liberty	UCF	Sylvester Croom	George O'Leary
1/1/11	Gator	Michigan	Dan Mullen	Rich Rodriguez
12/30/11	Music City	Wake Forest	Dan Mullen	Jim Grobe
1/1/13	Gator	Northwestern	Dan Mullen	Pat Fitzgerald
12/31/13	Liberty	Rice	Dan Mullen	David Bailiff
12/31/14	Orange	Georgia Tech	Dan Mullen	Paul Johnson
12/30/15	Belk	NC State	Dan Mullen	Dave Doeren

BEST BOWL-GAME WINNING PCT. BY MSU COACH

Coach	Record	Pct.
Sylvester Croom	1-0	1.000
Paul Davis	1-0	1.000
Allyn McKeen	1-0	1.000
Bob Tyler	1-0	1.000
Dan Mullen	4-2	.667
Emory Bellard	1-1	.500
Jackie Sherrill	2-4	.333
Ralph Sasse	0-1	.000

MOST BOWL GAME WINS BY MSU COACH

Coach	Record	Pct.
Dan Mullen	4-2	.667
Jackie Sherrill	2-4	.333
Sylvester Croom	1-0	1.000
Paul Davis	1-0	1.000
Allyn McKeen	1-0	1.000
Bob Tyler	1-0	1.000
Emory Bellard	1-1	.500
Ralph Sasse	0-1	.000

MSU BOWL GAMES MOST VALUABLE PLAYERS

1963 LIBERTY BOWL

Ode Burrell

1974 SUN BOWL

Terry Vitrano

Jimmy Webb - Outstanding Lineman

1981 HALL OF FAME BOWL

John Bond

John Bond (MSU Offense)

Johnnie Cooks (MSU Defense)

1991 MSU LIBERTY BOWL

Kenny Roberts (MSU Offense)

Keo Coleman (MSU Defense)

1993 PEACH BOWL

Greg Plump (MSU Offense)

Marc Woodard (MSU Defense)

1995 PEACH BOWL

Tim Rogers (MSU Offense)

Larry Williams (MSU Defense)

1999 PEACH BOWL

Wayne Madkin - Offensive

2000 INDEPENDENCE BOWL

Willie Blade - Defensive

2007 LIBERTY BOWL

Derek Pegues

2011 GATOR BOWL

Chris Relf

2011 MUSIC CITY BOWL

Vick Ballard

2013 LIBERTY BOWL

Dak Prescott

Jameon Lewis (MSU Offense)

Preston Smith (MSU Defense)

2015 BELK BOWL

Dak Prescott

TEAM RECORDS

PASSING

MOST COMPLETIONS

MSU: 33 vs. Georgia Tech (2014 Orange)
25 vs. NC State (2015 Belk)
25 vs. North Carolina (1993 Peach)
Opponent: 27 by Michigan (2011 Gator)
26 by Wake Forest (2011 Music City)

FEWEST COMPLETIONS

MSU: 3 vs. North Carolina (1974 Sun)
3 vs. NC State (1963 Liberty)
Opponent: 1 by Air Force (1991 Liberty)
5 by North Carolina (1974 Sun)
5 by NC State (1963 Liberty)
5 by Duquesne (1937 Orange)

MOST ATTEMPTS

MSU: 51 vs. Georgia Tech (2014 Orange)
45 vs. North Carolina (1993 Peach)
Opponent: 56 by Clemson (1999 Peach)
48 by Wake Forest (2011 Music City)

FEWEST ATTEMPTS

MSU: 6 vs. NC State (1963 Liberty)
8 vs. North Carolina (1974 Sun)
Opponent: 2 by Air Force (1991 Liberty)
11 by Texas A&M (2000 Independence)

MOST YARDS

MSU: 453 vs. Georgia Tech (2014 Orange)
380 vs. NC State (2015 Belk)
Opponent: 306 by Clemson (1999 Peach)
254 by Michigan (2011 Gator)

FEWEST YARDS

MSU: 28 vs. NC State (1963 Liberty)
44 vs. North Carolina (1974 Sun)
Opponent: 10 by Air Force (1991 Liberty)
58 by NC State (1963 Liberty)

MOST INTERCEPTIONS THROWN

MSU: 4 vs. Northwestern (2013 Gator)
2 vs. North Carolina (1993 Peach)
2 vs. Nebraska (1980 Sun)
2 vs. Wake Forest (2011 Music City)
Opponent: 5 by Clemson (1999 Peach)
4 by Duquesne (1937 Orange)

PUNTING

MOST PUNTS

MSU: 11 vs. UCF (2007 Liberty)
11 vs. Georgetown (1941 Orange)
Opponent: 9 by Kansas (1981 Hall of Fame)
9 by Duquesne (1937 Orange)

HIGHEST PUNTING AVERAGE

MSU: 53.0 vs. NC State (1995 Peach)
Opponent: 48.0 by NC State (1995 Peach)

RETURNS

MOST PUNT RETURNS

MSU: 5 vs. Texas A&M (2000 Independence)
5 vs. Wake Forest (2011 Music City)
Opponent: 8 by Wake Forest (2011 Music City)

MOST PUNT RETURN YARDS

MSU: 101 vs. NC State (1995 Peach)
Opponent: 54 by UCF (2007 Liberty)

MOST KICKOFF RETURNS

MSU: 5 vs. Northwestern (2013 Gator)
5 vs. Texas A&M (2000 Independence)
5 vs. Texas (1999 Cotton)
5 vs. North Carolina (1974 Sun)
Opponent: 8 by Michigan (2011 Gator)
6 by Rice (2013 Liberty)

MOST KICKOFF RETURN YARDS

MSU: 129 vs. Texas (1999 Cotton)
128 vs. Texas A&M (2000 Independence)
Opponent: 191 by Michigan (2011 Gator)

RUSHING

MOST ATTEMPTS

MSU: 68 vs. North Carolina (1974 Sun)
58 vs. Michigan (2011 Gator)
Opponent: 69 by Air Force (1991 Liberty)
61 by Georgia Tech (2014 Orange)
54 by Nebraska (1980 Sun)

FEWEST ATTEMPTS

MSU: 32 vs. Texas (1999 Cotton)
33 vs. Northwestern (2013 Gator)
33 vs. Georgia Tech (2014 Orange)
Opponent: 25 by Michigan (2011 Gator)
32 by Rice (2013 Liberty)
34 by Clemson (1999 Peach)

MOST YARDS

MSU: 455 vs. North Carolina (1974 Sun)
275 vs. NC State (1963 Liberty)
Opponent: 452 by Georgia Tech (2014 Orange)
318 by Air Force (1991 Liberty)

FEWEST YARDS

MSU: 87 vs. Texas (1999 Cotton)
93 vs. Nebraska (1980 Sun)
Opponent: 35 by Kansas (1981 Hall of Fame)
61 by Rice (2013 Liberty)

SCORING

MOST POINTS SCORED

MSU: 52 vs. Michigan (2011 Gator)
51 vs. NC State (2015 Belk)
Opponent: 49 by Georgia Tech (2014 Orange)
41 by Texas A&M (2000 Independence)
38 by Texas (1999 Cotton)

LARGEST MARGIN OF VICTORY

MSU: 38 pts (52-14) vs. Michigan (2011 Gator)
37 pts (44-7) vs. Rice (2013 Liberty)
Opponent: 27 pts (38-11) by Texas (1999 Cotton)
23 pts (38-15) by Air Force (1991 Liberty)

MOST FIELD GOALS ATTEMPTED

MSU: 6 vs. NC State (1995 Peach)
Opponent: 3 by UCF (2007 Liberty)

MOST FIELD GOALS MADE

MSU: 5 vs. NC State (1995 Peach)
Opponent: 2 by Northwestern (2013 Gator)
2 by NC State (1995 Peach)

TOTAL OFFENSE

MOST YARDS

MSU: 605 vs. Georgia Tech (2014 Orange)
569 vs. NC State (2015 Belk)
533 vs. Rice (2013 Liberty)
499 vs. North Carolina (1974 Sun)
Opponent: 577 by Georgia Tech (2014 Orange)
463 by Texas (1999 Cotton)
424 vs. NC State (2015 Belk)

FEWEST YARDS

MSU: 158 vs. Georgetown (1941 Orange)
195 vs. Nebraska (1980 Sun)
Opponent: 145 by Rice (2013 Liberty)
206 by Kansas (1981 Hall of Fame)
219 by UCF (2007 Liberty)

MOST PLAYS

MSU: 86 vs. North Carolina (1993 Peach)
84 vs. Georgia Tech (2014 Orange)
Opponent: 90 by Clemson (1999 Peach)
86 by Wake Forest (2011 Music City)

FEWEST PLAYS

MSU: 56 vs. NC State (1963 Liberty)
59 vs. Texas A&M (2000 Independence)
59 vs. Wake Forest (2011 Music City)
Opponent: 48 by Rice (2013 Liberty)
53 by North Carolina (1993 Peach)
58 by Texas A&M (2000 Independence)

MISCELLANEOUS TEAM RECORDS

MOST FIRST DOWNS

MSU: 33 vs. Georgia Tech (2014 Orange)
27 vs. Rice (2013 Liberty)
26 vs. NC State (2015 Belk)
Opponent: 27 by Texas (1999 Cotton)
26 by Georgia Tech (2014 Orange)

FEWEST FIRST DOWNS

MSU: 8 vs. Georgetown (1941 Orange)
12 vs. Kansas (1981 Hall of Fame)
12 vs. Duquesne (1937 Orange)
Opponent: 7 by Rice (2013 Liberty)
13 by North Carolina (1993 Peach)

MOST PENALTIES

MSU: 21 vs. Clemson (1999 Peach)
11 vs. NC State (1963 Liberty)
Opponent: 8 by Clemson (1999 Peach)
7 by Kansas (1981 Hall of Fame)

MOST PENALTY YARDS

MSU: 188 vs. Clemson (1999 Peach)
122 vs. NC State (1963 Liberty)
Opponent: 90 by Georgetown (1941 Orange)
82 by Clemson (1999 Peach)
82 by Kansas (1981 Hall of Fame)

FEWEST PENALTIES

MSU: 1 vs. Duquesne (1937 Orange)
2 vs. Rice (2013 Liberty)
Opponent: 1 by Duquesne (1937 Orange)
2 by NC State (1995 Peach)
2 by North Carolina (1974 Sun)

FEWEST PENALTY YARDS

MSU: 5 vs. Duquesne (1937 Orange)
23 vs. Michigan (2011 Gator)
Opponent: 5 by Duquesne (1937 Orange)
15 by NC State (1995 Peach)

MOST FUMBLES

MSU: 5 vs. Kansas (1981 Hall of Fame)
5 vs. Nebraska (1980 Sun)
Opponent: 3 by North Carolina (1974 Sun)
2 by four teams

MOST FUMBLES LOST

MSU: 4 vs. Nebraska (1980 Sun)
2 vs. Air Force (1991 Liberty)
2 vs. Wake Forest (2011 Music City)
Opponent: 2 by NC State (1963 Liberty)
1 by seven teams

INDIVIDUAL RECORDS

PASSING

MOST COMPLETIONS

33 by Dak Prescott vs. Georgia Tech (2014 Orange)
 25 by Dak Prescott vs. NC State (2015 Belk)
 24 by Greg Plump vs. North Carolina (1993 Peach)
 18 by Chris Relf vs. Michigan (2011 Gator)
 17 by Dak Prescott vs. Rice (2013 Liberty)
 17 by Wayne Madkin vs. Clemson (1999 Peach)
 13 by Derrick Taite vs. NC State (1995 Peach)
 12 by Tyler Russell vs. Northwestern (2013 Gator)
 12 by Chris Relf vs. Wake Forest (2011 Music City)
 12 by Matt Wyatt vs. Texas (1999 Cotton)

MOST ATTEMPTS

51 by Dak Prescott vs. Georgia Tech (2014 Orange)
 42 by Dak Prescott vs. NC State (2015 Belk)
 40 by Greg Plump vs. North Carolina (1993 Peach)
 38 by Wayne Madkin vs. Clemson (1999 Peach)
 28 by Dak Prescott vs. Rice (2013 Liberty)
 28 by Tyler Russell vs. Northwestern (2013 Gator)
 28 by Derrick Taite vs. NC State (1995 Peach)
 24 by Matt Wyatt vs. Texas (1999 Cotton)
 23 by Chris Relf vs. Michigan (2011 Gator)
 20 by "PeeWee" Armstrong vs. Duquesne (1937 Orange)

MOST YARDS

453 by Dak Prescott vs. Georgia Tech (2014 Orange)
 380 by Dak Prescott vs. NC State (2015 Belk)
 287 by Greg Plump vs. North Carolina (1993 Peach)
 283 by Dak Prescott vs. Rice (2013 Liberty)
 281 by Chris Relf vs. Michigan (2011 Gator)
 176 by Wayne Madkin vs. Clemson (1999 Peach)
 156 by Matt Wyatt vs. Texas (1999 Cotton)
 141 by Derrick Taite vs. NC State (1995 Peach)
 129 by Chris Relf vs. Wake Forest (2011 Music City)

MOST TOUCHDOWN PASSES

4 by Dak Prescott vs. NC State (2015 Belk)
 3 by Dak Prescott vs. Georgia Tech (2014 Orange)
 3 by Dak Prescott vs. Rice (2013 Liberty)
 3 by Chris Relf vs. Michigan (2011 Gator)
 2 by Tyler Russell vs. Northwestern (2013 Gator)
 2 by Wayne Madkin vs. Texas A&M (2000 Independence)

MOST INTERCEPTIONS THROWN

4 by Tyler Russell vs. Northwestern (2013 Gator)
 2 by Greg Plump vs. North Carolina (1993 Peach)
 2 by John Bond vs. Nebraska (1980 Sun)
 2 by Chris Relf vs. Wake Forest (2011 Music City)

PUNTING

MOST PUNTS

11 by Blake McAdams vs. UCF (2007 Liberty)
 11 by Sonny Bruce vs. Georgetown (1941 Orange)

HIGHEST PUNTING AVERAGE

53.0 by Andy Russ vs. N.C. State (1995 Peach)—3 punts
 50.0 by Dana Moore vs. Nebraska (1980 Sun)—5 punts

BLOCKED PUNTS

Andre Bennett vs. NC State (1995 Peach)
 Hunter Corhern vs. Georgetown (1941 Orange)

RECEIVING

MOST RECEPTIONS

9 by De'Runnya Wilson vs. Georgia Tech (2014 Orange)
 9 by Jameon Lewis vs. Rice (2013 Liberty)
 8 by Willie Harris vs. North Carolina (1993 Peach)
 6 by Joe Morrow vs. Georgia Tech (2014 Orange)
 6 by Fred Ross vs. Georgia Tech (2014 Orange)
 7 by Fred Ross vs. NC State (2015 Belk)

MOST YARDS

220 by Jameon Lewis vs. Rice (2013 Liberty)
 127 by Willie Harris vs. North Carolina (1993 Peach)
 117 by Joe Morrow vs. Georgia Tech (2014 Orange)
 105 by De'Runnya Wilson vs. Georgia Tech (2014 Orange)
 102 by Fred Ross vs. Georgia Tech (2014 Orange)
 96 by De'Runnya Wilson vs. NC State (2015 Belk)
 79 by LaDarius Perkins vs. Michigan (2011 Gator)
 79 by Mardye McDole vs. Nebraska (1980 Sun)
 78 by Brandon Holloway vs. NC State (2015 Belk)
 74 by Fred Ross vs. NC State (2015 Belk)

MOST TOUCHDOWN RECEPTIONS

2 by Brandon Holloway vs. NC State (2015 Belk)
 2 by De'Runnya Wilson vs. Georgia Tech (2014 Orange)
 1 by Fred Ross vs. NC State (2015 Belk)
 1 by De'Runnya Wilson vs. NC State (2015 Belk)
 1 by Fred Ross vs. Georgia Tech (2014 Orange)
 1 by Malcolm Johnson vs. Rice (2013 Liberty)
 1 by LaDarius Perkins vs. Rice (2013 Liberty)
 1 by Artimus Samuel vs. Rice (2013 Liberty)
 1 by Arceto Clark vs. Northwestern (2013 Gator)
 1 by Malcolm Johnson vs. Northwestern (2013 Gator)
 1 by Michael Carr vs. Michigan (2011 Gator)
 1 by Arceto Clark vs. Michigan (2011 Gator)
 1 by Arceto Clark vs. Wake Forest (2011 Music City)
 1 by Ricco Sanders vs. Michigan (2011 Gator)
 1 by Donald Lee vs. Texas A&M (2000 Independence)
 1 by Dizenzo Miller vs. Texas A&M (2000 Independence)
 1 by Dontae Walker vs. Clemson (1999 Peach)
 1 by Lahitia Grant vs. Texas (1999 Cotton)
 1 by Olanda Truitt vs. North Carolina (1993 Peach)
 1 by Trenell Edwards vs. Air Force (1991 Liberty)
 1 by Michael Haddix vs. Nebraska (1980 Sun)
 1 by Fred Walters vs. Duquesne (1937 Orange)

RUSHING

MOST ATTEMPTS

24 by Anthony Dixon vs. UCF (2007 Liberty)
 24 by Walter Packer vs. North Carolina (1974 Sun)
 23 by Donald Ray King vs. Nebraska (1980 Sun)
 22 by James Johnson vs. Texas (1999 Cotton)
 20 by Vick Ballard vs. Michigan (2011 Gator)
 20 by Terry Vitrano vs. North Carolina (1974 Sun)
 19 by LaDarius Perkins vs. Northwestern (2013 Gator)
 17 by John Bond vs. Kansas (1981 Hall of Fame)

MOST YARDS

183 by Walter Packer vs. North Carolina (1974 Sun)
 180 by Vick Ballard vs. Wake Forest (2011 Music City)
 164 by Terry Vitrano vs. North Carolina (1974 Sun)
 143 by Dontae Walker vs. Texas A&M (2000 Independence)
 112 by James Johnson vs. Texas (1999 Cotton)

MOST RUSHING TOUCHDOWNS

3 by Vick Ballard vs. Michigan (2011 Gator)
 3 by Dontae Walker vs. Texas A&M (2000 Independence)
 2 by Dak Prescott vs. Rice (2013 Liberty)
 2 by Vick Ballard vs. Wake Forest (2011 Music City)
 2 by Walter Packer vs. North Carolina (1974 Sun)

SCORING

MOST POINTS SCORED

18 by Vick Ballard vs. Michigan (2011 Gator)
 18 by Dontae Walker vs. Texas A&M (2000 Independence)
 16 by Tim Rogers vs. NC State (1995 Peach)
 12 by Brandon Holloway vs. NC State (2015 Belk)
 12 by De'Runnya Wilson vs. Georgia Tech (2014 Orange)
 12 by Dak Prescott vs. Rice (2013 Liberty)
 12 by Vick Ballard vs. Wake Forest (2011 Music City)
 12 by Walter Packer vs. North Carolina (1974 Sun)
 10 by Evan Sobiesk vs. Georgia Tech (2014 Orange)

MOST FIELD GOALS ATTEMPTED

6 by Tim Rogers vs. NC State (1995 Peach)
 3 by Dana Moore vs. Kansas (1981 Hall of Fame)
 2 by Evan Sobiesk vs. Georgia Tech (2014 Orange)
 2 by Devon Bell vs. Northwestern (2013 Gator)
 2 by Brian Hazelwood vs. Texas (1999 Cotton)
 2 by Chris Gardner vs. North Carolina (1993 Peach)
 2 by Vic Nickels vs. North Carolina (1974 Sun)
 2 by Justin Canale vs. NC State (1963 Liberty)

MOST FIELD GOALS MADE

5 by Tim Rogers vs. NC State (1995 Peach)
 2 by Evan Sobiesk vs. Georgia Tech (2014 Orange)
 2 by Devon Bell vs. Northwestern (2013 Gator)
 2 by Vic Nickels vs. North Carolina (1974 Sun)

MISCELLANEOUS

MOST INTERCEPTIONS

2 by Nickoe Whitley vs. Northwestern (2013 Gator)
 1 by many players (most recent follow)
 1 by Brandon Bryant vs. NC State (2015 Belk)
 1 by Gerri Green vs. NC State (2015 Belk)

MSU LONG PLAYS

LONGEST RUSH

72, Vick Ballard vs. Wake Forest (2011 Music City)

LONGEST PASS

81, Chris Relf to LaDarius Perkins vs. Michigan (2011 Gator)

LONGEST PUNT

82, Ike Pickle vs. Duquesne (1937 Orange)

LONGEST FIELD GOAL

47, Devon Bell vs. Northwestern (2013 Gator)
 47, Dana Moore vs. Nebraska (1980 Sun)

LONGEST PUNT RETURN

50, Keffer McGee vs. NC State (1995 Peach)

LONGEST KICKOFF RETURN

62, Glen Young vs. Nebraska (1980 Sun)

LONGEST INTERCEPTION RETURN

40, Derek Pegues vs. UCF (2007 Liberty)

OPPONENT LONG PLAYS

LONGEST RUSH

69, Synjyn Davis of Georgia Tech (2014 Orange)

LONGEST PASS

72, B. Brumbaugh to E. Hefferle of Duquesne (1937 Orange)

LONGEST PUNT

63, Bucky Scribner of Kansas (1981 Hall of Fame)

LONGEST FIELD GOAL

47, Kris Stockton of Texas (1999 Cotton Bowl)

LONGEST PUNT RETURN


24, Bracey Walker of North Carolina (1993 Peach)

LONGEST KICKOFF RETURN

41, Martavious Odoms of Michigan (2011 Gator)

LONGEST INTERCEPTION RETURN

44, Cliff Baskerville of North Carolina (1993 Peach)



MISSISSIPPI STATE DUQUESNE

12 13

January 1, 1937 • Orange Bowl • Miami, Fla.

A desperation 72-yard touchdown pass from tailback Boyd Brumbaugh to end Ernie Hefferlie spelled an end to Mississippi State's upset hopes as Duquesne edged the Bulldogs 13-12 in the first decade of Orange Bowl history.

With time running out, coach John "Little Clipper" Smith's Dukes went to the air. His team had thrown six straight incompletions before Brumbaugh heaved one after fading back all the way to his own 20-yard line. Hefferlie cradled it in at the State 25 and scored untouched for the game-winner.

"A shouting, shirt-sleeved crowd of 9,210 went wild when Brumbaugh's bull's eye in the final period pulled the Dukes from almost certain defeat," a local newspaper account detailed.

Coach Ralph Sasse's Bulldogs, who ended the year at a hearty 7-3-1 after the post-season clash, scored first on a 10-yard run by back Ike Pickle. Pickle later boomed an 82-yard punt for an Orange Bowl record that still stands.

After Brumbaugh plunged 1 yard and a PAT kick put the Dukes of Pittsburgh, Pa., ahead 7-6, State reversed the advantage again when tailback Pee Wee Armstrong of Meridian lofted a 40-yard touchdown pass to Fred Walters of Laurel to give the Bulldogs a 12-7 lead. That same twosome had combined for a 65-yard scoring pass to give MSU a stunning 13-7 upset at Army during the 1935 season.

Armstrong's scintillating passes had provided State with the impetus to gain the lead. His aerial strikes set up Pickle's touchdown run prior to his throw to Walters to gain Mississippi State the lead.

Brumbaugh later found Hefferlie for the game-winning TD pass in the fourth quarter. The Dukes edged State after two Bulldog conversion tries had failed.

The narrow loss to Duquesne was a microcosm of the '36 season for State. The Maroons lost three games by a total of 20 points.

Mississippi State	6	6	0	0	= 12
Duquesne	0	7	0	6	= 13

MSU — Pickle 10 run (kick failed)

DU — Brumbaugh 1 run (Brumbaugh kick)

MSU — Walters 40 pass from Armstrong (kick failed)

DU — Hefferlie 72 pass from Brumbaugh (kick failed)

	MSU	DU
First Downs	12	14
Rushing Yards	111	199
Passing Yards	159	110
Passes (C-A-I)	8-23-0	5-15-4
Total Offense	270	309
Fumbles-Lost	0-0	0-0
Penalties-Yards	1-5	1-5





#9 MISSISSIPPI STATE 14 #13 GEORGETOWN 7

January 1, 1941 • Orange Bowl • Miami, Fla.

The Associated Press proclaimed following State's standout season: "Mississippi State reigns as undisputed king of football in the Deep South. State's 13-0 trouncing of Alabama and subsequent acceptance of an Orange Bowl bid eliminated any doubt that the Maroons were gridiron kings of these parts."

Almost a year before the United States of America officially entered World War II, Mississippi State downed the Georgetown Hoyas (who reigned strongly in Eastern football circles in those days) 14-7 in the '41 Orange Bowl to end the year with a 10-0-1 record and a No. 9 ranking nationally.

Coach Allyn McKeen's crew scored in the first quarter when tackle John Tripson covered a blocked Hoya punt in the end zone and Wilbur Dees' extra point gave the Bulldogs a quick 7-0 lead.

State's rugged defense took control in the second quarter after the Bulldogs had jumped ahead 14-0 when tailback Billy Jefferson scored on a 2-yard dive play and Sonny Bruce kicked the PAT.

Georgetown dented Coach McKeen's vaunted defense for the lone Hoyas' TD of the day in the third quarter when Benny Castiglia hit paydirt on a 2-yard run. But MSU managed good ball control behind the running of tailback Harvey Johnson and the defensive work of all-America end Buddy Elrod to secure its first bowl win.

State was led by Starkville native Hunter Corhern, a captain of the team and an outstanding guard. MSU was considered to have the finest line in the South during the '40 season, a group that boasted three all-Southeastern Conference performers, plus the aforementioned Elrod, a consensus all-America.

When asked to compare all his great teams at Mississippi State, head coach Allyn McKeen said, "Some of the school's greatest wins came during the 1939 season, but I have to go with the 1940 team as my best."

Mississippi State	7	7	0	0	=	14
Georgetown	0	0	7	0	=	7


MSU — Tripson blocked-punt recovery (Dees kick)

MSU — Jefferson 2 run (Bruce kick)

GU — Castiglia 2 run (Lio kick)

	MSU	GU
First Downs	8	14
Rushing Yards	106	125
Passing Yards	52	104
Passes (C-A-I)	5-11-0	10-23-3
Total Offense	158	229
Fumbles-Lost	2-0	1-0
Penalty Yards	71	90

Attendance: 29,554





MISSISSIPPI STATE NC STATE

16 12

December 21, 1963 • Philadelphia Stadium • Philadelphia, Penn.

Hot coffee froze on press box ledges between kickoff and halftime, but the action on the field was warm enough to offset eight-degree temperatures and 17 mile-per-hour winds outside as coach Paul Davis' Bulldogs took a 16-12 win over the North Carolina State Wolfpack.

As the Bulldogs capped a 7-2-2 season before their first national television audience (on NBC, with the legendary Lindsey Nelson providing play-by-play) at Philadelphia Stadium, a blocked punt helped provide MSU's margin of victory for the second bowl game in a row.

In the first quarter, MSU end Bill McGuire blocked a Dave Houtz punt at the N.C. State 26, and fellow end Tommy Inman scooped up the loose football and ran it 11 yards for an MSU score. Justin Canale's PAT made it 7-0. Quarterback Sonny Fisher gave the Bulldogs a little more breathing room later in the period as the Laurel, Miss., resident sprinted 3 yards for a second touchdown. Canale's extra-point kick failed, but the future pro football standout later redeemed himself.

He gave MSU a 16-0 second-quarter lead with a 43-yard field goal into the gusty wind.

But North Carolina State made a bit of a comeback bid, aided by 122 yards on 11 penalties assessed against the aggressive Bulldogs. The Wolfpack scored the last two touchdowns of the game, but both two-point conversion attempts failed.

Coach Davis and his team had heaters on the State bench and a Plexiglas canopy to protect them from the frigid air.

"The defense did a good job all day, especially considering the conditions," Davis said. "We had a stronger line."



Mississippi State	13	3	0	0	=	16
NC State	0	6	0	6	=	12

MSU — Inman 11 blocked-punt return (Canale kick)

MSU — Fisher 3 run (kick failed)

MSU — Canale 43 FG

NCSU — Rossi 1 run (pass failed)

NCSU — Barlow 5 pass from Rossi (pass failed)


	MSU	NCSU
First Downs	16	15
Rushing Yards	53-275	52-176
Passing Yards	28	58
Passes (C-A-I)	3-6-1	5-12-0
Total Offense	303	234
Fumbles-Lost	2-1	2-2
Penalties-Yards	11-122	3-25

Rushing: (MSU) Granger 13-94, Fisher 16-81 1TD, Burrell, 10-69, Hodges 8-21, Sparks 4-18, Edwards 2-(-8); (NCSU) Rossi 18-67 1TD, Falzarano 12-42, Scarpati 7-22, Kazarsky 7-21, Clark 7-17, Houtz 1-7.

Passing: (MSU) Edwards 1-1-18-0; Fisher 2-5-10-1; (NCSU) Rossi 5-12-58-0 1TD.

Receiving: (MSU) Bland 2-17, Inman 1-11; (NCSU) Barlow 3-30 1TD, Clark 1-23, Scarpati 1-5.

Attendance: 8,309



MISSISSIPPI STATE NORTH CAROLINA

26 24

December 28, 1974 • Sun Bowl • El Paso, Texas

Mississippi State's 26-24 Sun Bowl win over North Carolina was one of the truly great contests of the 1974-75 bowl season.

Coach Bob Tyler's Bulldogs, who finished 9-3 and 18th in the nation, set the stage for the game when Most Valuable Offensive Player Terry Vitrano took a handoff from quarterback Rocky Felker and sprinted 55 yards on the game's opening play.

While a rising fog blanketed the field during most of the first half, Vitrano gained big chunks of real estate to end the day with 164 yards on 20 carries, including a game-winning, two-yard touchdown run.

That run capped a 6:29 drive that ate most of the fourth-quarter clock, ending at the 3:41 mark. Three times MSU faced third downs on the drive and State faced a fourth-and-2 at the UNC 25-yard line, where Felker called his own number, clawing for 15 yards. Felker then ran eight more yards to set up Vitrano winning score.

The drive reminded both Tyler and Felker of the Bulldogs' 29-28 win over Memphis State earlier in the year, a game in which State drove 98 yards in the closing two minutes for the win.

All-America defensive tackle Jimmy Webb, named Most Valuable Defensive Player in the game, registered one of his most critical 12 tackles of the day on a fourth-and-short situation at midfield in the fourth quarter to preserve the MSU win.

MSU's All-SEC tailback Walter Packer piled up 183 yards on 24 attempts, scoring on runs of 1 and 16 yards while Vic Nickels kicked field goals of 24 and 32 yards.

Mississippi State's 455 yards of rushing, which still stand as a Sun Bowl record, were just a bit much for the Tar Heels, coached by MSU grad Bill Dooley.

"This team was better than we expected in a lot of ways," Tyler said. "I think we're a year ahead. We established unity in our program that usually takes two seasons to establish. I've never been more confident or enthusiastic about the future than I am right now."



Mississippi State	7	3	10	6	=	26
North Carolina	7	0	14	3	=	24

- MSU — Packer 1 run (Nickels kick)
- UNC — Betterson 1 run (Alexander kick)
- MSU — Nickels 24 FG
- UNC — Betterson 6 run (Alexander kick)
- MSU — Packer 16 run (Nickels kick)
- UNC — Jerome 29 pass from Kupec (Alexander kick)
- MSU — Nickels 32 FG
- UNC — Alexander 26 FG
- MSU — Vitrano 2 run (kick failed)

	MSU	UNC
First Downs	25	22
Rushes-Yards	68-455	54-277
Passing Yards	44	125
Passes (C-A-I)	3-8-0	5-15-1
Total Offense	499	402
Fumbles-Lost	1-1	3-0
Penalties-Yards	5-45	2-30

RUSHING: (MSU) Packer 24-183 2TD, Vitrano 20-164 1TD, Felker 14-69, Johnson 7-22, Smith 3-17; (UNC) Voight 17-90, Betterson 19-84 2TD, Oliver 9-57, Lamens 4-32, Jerome 4-14, Kupec 1-(-10).

PASSING: (MSU) Felker 2-7-33-0; Johnson 1-1-11-0; (UNC) Kupec 5-15-125-1 1TD.

RECEIVING: (MSU) Lewis 2-27, Barkum 1-17; (UNC) Norton 2-61, Jerome 2-42 1TD, Waddell 1-22.

Attendance: 26,035



#17 MISSISSIPPI STATE 17 #8 NEBRASKA 31

December 27, 1980 • Sun Bowl • El Paso, Texas

The scene was the same as six years earlier in the Sun Bowl when Mississippi State engaged a team that had as much talent as any football power in the nation.

This bowl trip proved to be less successful, however, as coach Tom Osborne's Huskers prevailed in a 31-17 contest.


Mississippi State had won five consecutive regular-season games to enter the contest with a 9-2 record under coach Emory Bellard, but Nebraska was just a bit too deep and powerful as the Huskers took a 17-0 halftime lead.

State's high-powered offensive attack, which set school records for total offense and rushing offense, later cut the margin to 24-17 behind the option play of freshman quarterback John Bond of Valdosta, Ga. He ran for one touchdown on a 1-yard sneak and hit all-SEC tailback Michael Haddix of Walnut, Miss., for an 11-yard TD pass and MSU's final touchdown.

The day, however, belonged to Nebraska's defense, which held Bond to minus-8 yards rushing on 16 carries, and to seven completions in 19 attempts with two interceptions.

Sophomore kicking specialist Dana Moore from Baton Rouge, La., booted a 47-yard field goal and had a 64-yard punt, enabling him to achieve an MSU-record, 50-yard punting average for the afternoon.

"I am proud of our team and the season we had," Bellard said. "We just flat out gave Nebraska too many opportunities. Our defense played well enough to win. Looking at what we have, we will be back next year."



Mississippi State	0	0	3	14	=	17
Nebraska	7	10	7	7	=	31

UN — Brown 23 run (Seibel kick), 12:30 1st

UN — Seibel 22 FG, 3:23 2nd

UN — Finn 8 pass from Quinn (Seibel kick), 1:57 2nd

MSU — Moore 47 FG, 7:12 3rd

UN — Franklin 2 run (Seibel kick), 2:16 3rd

MSU — Bond 1 run (Morgan kick), 11:44 4th

UN — McCrady 52 pass from Quinn (Seibel kick), 3:21 4th

MSU — Haddix 11 pass from Bond (Morgan kick), 1:00 4th

	MSU	UN
First Downs	15	16
Rushes-Yards	53-93	54-159
Passing Yards	102	159
Passes (C-A-I)	7-19-2	9-19-1
Total Offense	195	318
Fumbles-Lost	5-4	1-1
Penalties-Yards	4-30	4-37

RUSHING: (MSU) King 23-96, Haddix 4-14, Wonsley 1-8, McDole 5-7, Collins 1-2, Parenton 2-(-4), Bond 16-(-8), Moore 1-(-21); (UN) Franklin 17-67 1TD, Redwine 13-42, Brown 1-23 1TD, Craig 5-13, Steels 2-9, Kotera 2-7, Johnson 3-3, Quinn 11-(-5).

PASSING: (MSU) Bond 7-19-102-2 1TD; (UN) Quinn 9-19-151-1 2TD.

RECEIVING: (MSU) McDole 4-69, Price 1-25, Haddix 1-11 1TD, Doss 1-7; (UN) McCrady 2-107 1TD, Brown 2-16, Steels 2-14, Davies 1-9, Finn 1-8 1TD, Kotera 1-5.

Attendance: 34,723.



MISSISSIPPI STATE 10 KANSAS 0

December 31, 1981 • Legion Field • Birmingham, Ala.

With Defensive Most Valuable Player and all-America linebacker Johnie Cooks of Leland, Miss., leading a fierce charge, Mississippi State scored its first bowl shutout win by downing the Kansas Jayhawks of the Big Eight Conference 10-0 to improve its bowl record to 4-2.

It was, indeed, a day for the defense.

The Bulldogs, aided by a steady mist that fell throughout the day, held Kansas to 35 yards rushing on 40 attempts, intercepted a pair of Jayhawk passes, and forced a fumble. State recorded its first shutout since 1979.

Lightning struck early for the Bulldogs as all-SEC defensive back Rob Fesmire of Nashville, Tenn., recovered a Ricky Green fumble on the opening kickoff and the opportunistic Bulldogs scored on the next play. Quarterback John Bond, State's Offensive Most Valuable Player and the game's MVP, sprinted 17 yards around right end on the first play from scrimmage and Bob Morgan's PAT gave the Bulldogs an early 7-0 lead.

Place-kicker Dana Moore iced the game with a 22-yard field goal with just over 11 minutes left in the first half for the final margin of victory. The Bulldogs advanced to 8-4 and moved up to 17th in the final AP national poll.

Moore also set a record, averaging 49.1 yards per punt on nine kicks.

Wingback Danny Knight of Natchez, Miss., contributed a big 37-yard sprint down the left sideline on a third-and-long situation while Cooks, defensive tackles Glen Collins, Earnest Barnes and a number of unsung heroes on the specialty teams gathered together to provide the Bulldogs with the ingredients necessary for a satisfying bowl win.

"The whole defensive unit played extremely well," MSU head coach Emory Bellard said. "We didn't ring the bell quite enough on offense, but we did move the ball down the field a good bit."

Mississippi State	7	3	0	0	=	10
Kansas	0	0	0	0	=	0

MSU — Bond 17 run (Morgan kick)

MSU — Moore 22 FG

	MSU	KU
First Downs	12	14
Rushing Yards	53-236	40-35
Passing Yards	51	171
Passes (C-A-I)	5-16-0	15-31-2
Total Offense	287	206
Fumbles-Lost	5-1	1-1
Penalties-Yards	10-65	7-82

RUSHING: (MSU) Knight 10-79, Bond 17-79 1TD, King 14-38, Haddix 7-25, Windham 3-5, Edwards 1-5, Wonsley 1-5; (KU) Taylor 20-61, Jones 7-20, Green 1-(-2), Smith 7-(-9), Frederick 5-(-35).

PASSING: (MSU) Bond 5-16-51-0; (KU) Smith 8-22-61-2; Frederick 7-9-110-0.

RECEIVING: (MSU) Haddix 2-16, Price 1-15, Richardson 1-13, Aldredge 1-7; (KU) Taylor 7-41, Johnson 3-34, Capers 2-57, Bastin 2-20, Jones 1-19.

Attendance: 41,672





MISSISSIPPI STATE AIR FORCE

15 38

December 29, 1991 • Liberty Bowl • Memphis, Tenn.

An all-time Liberty Bowl crowd of 61,497 looked on as the wishbone-attack of the Air Force Academy spoiled Mississippi State's return to the bowl scene with a 38-15 victory over the Bulldogs in the 33rd annual Liberty Bowl postseason contest.


Directed by all-WAC quarterback and Liberty Bowl MVP Rob Perez, the Falcons piled up 318 net yards rushing while attempting only two passes in this ESPN telecast. A potent ground attack earned AFA a 37:34-22:26 edge in possession time.

The Falcons jumped on MSU early as they posted three unanswered touchdowns before the Bulldogs dented the scoreboard just before halftime. AFA scored on a pair of 1-yard plunges by Jason Jones and Perez in the opening stanza. A 35-yard fumble return by Air Force's Shannon Yates at the 6:12 mark of the second quarter stretched the lead to 21-0.

The Bulldogs got on the scoreboard with the final score of the first half, a 4-yard touchdown pass from quarterback Sleepy Robinson to tight end Trenell Edwards.

After the intermission, AFA added a third-quarter, 20-yard field goal by Joe Wood and a 31-yard touchdown gallop by Scott Hufford to build the Falcons' insurmountable lead to 31-7 with 14:19 remaining in the contest.

Making its first bowl appearance in 10 years, MSU scored its final points on a 7-yard run by fullback Michael Davis with 7:23 left on the game clock.



Mississippi State	0	7	0	8	=	15
Air Force	14	7	3	14	=	38

- AFA — Jones 1 run (Wood kick), 5:07 1st
- AFA — Perez 1 run (Wood kick), 2:11 1st
- AFA — Yates 35 fumble return (Wood kick), 6:12 2nd
- MSU — Edwards 4 pass from Robinson (Gardner kick), 0:35 2nd
- AFA — Wood 20 FG, 2:31 3rd
- AFA — Hufford 31 run (Wood kick), 14:19 4th
- MSU — Davis 7 run (Robinson pass from Jordan), 7:23 4th
- AFA — Simpson fumble recovery (Wood kick), 6:05 4th

	MSU	AFA
First Downs	18	19
Rushes-Yards	36-163	69-318
Passing Yards	121	10
Passes (C-A-I)	13-24-1	1-2-1
Total Offense	284	328
Fumbles-Lost	3-2	2-0
Penalties-Yards	5-35	4-31
Time of Possession	22:26	37:34

RUSHING: (MSU) Roberts 8-62, Robinson 15-41, Williamson 5-28, Davis 2-18 1TD, Jordan 3-7, Prince 2-7, Galloway 1-0; (AFA) Perez 26-114 1TD, Jones 21-73 1TD, Gray 1-33, Hufford 1-31 1TD, Banks 5-23, Baker 4-18, Onuoha 5-12, Young 4-11, Parisi 2-3.

PASSING: (MSU) Robinson 6-12-49-0 1TD; Jordan 7-12-72-1; (AFA) Perez 1-2-10-1.

RECEIVING: (MSU) Roberts 4-28, W. Harris 3-37, Edwards 2-25 1TD, Davis 2-19, Prince 1-9, James 1-3; (AFA) Wilkie 1-10.

Attendance: 61,497



#24 MISSISSIPPI STATE 17 #19 NORTH CAROLINA 21

January 1, 1993 • The Georgia Dome • Atlanta, Ga.

Despite jumping out to a 14-0 first-quarter lead, Mississippi State couldn't hold off a North Carolina squad playing an inspired second half as the Tar Heels posted a 21-17 victory in the first Peach Bowl held inside The Georgia Dome.

The Bulldogs jumped on top early, scoring on their first possession when Greg Plump found Olanda Truitt on a 2-yard touchdown pass. MSU added to that lead when Kenny Roberts raced 22 yards on the final play of the first quarter to give the Bulldogs a 14-0 lead.

State had a chance to put the game away in the second quarter, but a pair of Plump-to-Truitt touchdown passes were called back due to Bulldog holding penalties.

Trailing 14-0 at halftime, North Carolina took the second half kickoff and drove 82 yards to score on Natrone Means' 1-yard plunge. Later in the third period, the Tar Heels' Bracey Walker broke through to block a Todd Jordan punt and raced 24 yards into the end zone to tie the game at 14-14.

North Carolina took the lead for good early in the fourth quarter when UNC's Cliff Baskerville intercepted a Plump pass and returned it 44 yards for the go-ahead touchdown.

After Chris Gardner's 46-yard field goal made the score 21-17, the Bulldogs had their chances to win the game late. MSU drove inside the Tar Heel 30 twice in the game's final three minutes, but an interception and loss on downs, respectively, doomed the Bulldogs' final chances.



Mississippi State	14	0	0	3	=	17
North Carolina	0	0	14	7	=	21

MSU — Truitt 2 pass from Plump (Gardner kick), 11:09 1st

MSU — Roberts 22 run (Gardner kick), 0:00 1st

UNC — Means 1 run (Pignetti kick), 12:39 3rd

UNC — Walker 24 blocked-punt return (Pignetti kick), 6:38 3rd

UNC — Baskerville 44 interception return (Pignetti kick), 12:36 4th

MSU — Gardner 46 FG, 8:42 4th

	MSU	UNC
First Downs	24	13
Rushes-Yards	41-144	36-149
Passing Yards	296	106
Passes (C-A-I)	25-45-2	7-17-2
Total Offense	450	255
Fumbles-Lost	1-0	1-1
Penalties-Yards	9-87	4-36
Time of Possession	34:33	25:27

RUSHING: (MSU) Roberts 9-64 1TD, Davis 10-32, T. James 6-24, Prince 5-19, Jordan 1-9, Hudson 1-5, Truitt 1-0, Plump 8-(-9); (UNC) Means 21-128 1TD, Faulkerson 4-9, Thomas 9-6, Jordan 1-3, Brooks 1-3.

PASSING: (MSU) Plump 24-40-2 287 1TD, Jordan 1-4-0 9, Hudson 0-1-0 0; (UNC) Thomas 7-16-2 106, Jerry 0-1-0 0.

RECEIVING: (MSU) Wi.Harris 8-127, Roberts 5-49, Truitt 3-31 1TD, Prince 2-23, Clanton 2-21, James 2-0, Ward 1-20, C.Jones 1-16, Knight 1-9; (UNC) Brooks 2-60, Jerry 2-20, Means 1-15, Holliday 1-13, Felton 1-(-2).

Attendance: 69,125



#16 MISSISSIPPI STATE 24

#23 NC STATE 28

January 2, 1995 • The Georgia Dome • Atlanta, Ga.

For the second time in three years, Mississippi State earned a berth in the Peach Bowl. And for the second time in three years, the Bulldogs held a third-quarter lead over its counterpart. But again, State could not maintain that advantage, dropping a 28-24 decision to NC State.

Like it had done two years prior, Mississippi State gained an early advantage in this Peach Bowl match-up. Place-kicker Tim Rogers, MSU's Offensive Player of the Game, booted a 37-yard field goal just 2:21 into the contest, and the Bulldogs had a 3-0 advantage. It would be the first of a bowl-record and school-standard tying five field goals for Rogers.

But, as NC State was able to do throughout the game, the Wolfpack erased that early lead. Running back Tremayne Stephens capped an 80-yard drive with a 2-yard touchdown run to give NCSU a 7-3 lead.

Rogers and Steve Videtich traded field goals around the first-quarter break before the Bulldogs mounted a touchdown drive of their own. Senior running back Michael Davis scored from 11 yards out to give MSU a 13-10 edge.

A pair of big plays opened the door for the Bulldogs to take control of the game as the second half began. Forcing the 'Pack to punt on their first series of the second half, Andre Bennett blocked the NC State kick into the end zone for a safety, and MSU had a two-point lead.

On the ensuing free kick, Keffer McGee returned the punt a bowl-record 50 yards, putting the Bulldogs in business at the NCSU 15-yard line. Unable to advance the ball into the end zone, State settled for a Rogers field goal and its lead was just 18-13.

Three plays later, however, Larry Williams, State's Defensive Player of the Game, put his team back in scoring position with a standout defensive play. On a second-and-16 play from the NCSU 30, Williams sacked quarterback Terry Harvey, stripped him of the football, and then recovered the pigskin at the 21.

But once again, the Bulldog attack was not able to capitalize, and Rogers was forced to convert a 36-yard field goal.

Rejuvenated by the disaster averted, NC State struck for a game-tying touchdown and two-point conversion at the close of the third period. Harvey hit Dallas Dickerson from 3 yards out for the score, and then ran for the extra points.

The Wolfpack used a big play of their own, a 62-yard pass play to set up their go-ahead score. Freshman fullback Carlos King bulled in from 11 yards away and State was down 28-21.

Mississippi State	6	7	8	3	=	24
NC State	7	6	8	7	=	28

- MSU — Rogers 37 FG, 12:29 1st
- NCSU — Stephens 2 rush (Videtich kick), 9:21 1st
- MSU — Rogers 21 FG, 2:57 1st
- NCSU — Videtich 45 FG, 13:21 2nd
- MSU — Davis 11 run (Rogers kick), 7:29 2nd
- NCSU — Videtich 36 FG, 0:08 2nd
- MSU — Safety (blocked punt), 13:27 3rd
- MSU — Rogers 29 FG, 10:45 3rd
- MSU — Rogers 36 FG, 8:36 3rd
- NCSU — Dickerson 3 pass from Harvey (Harvey run), 1:12 3rd
- NCSU — King 11 run (Videtich kick), 13:06 4th
- MSU — Rogers 30 FG, 4:47 4th

	MSU	NCSU
First Downs	16	20
Rushes-Yards	35-117	48-172
Passing Yards	185	164
Passes (C-A-I)	14-29-0	14-25-1
Total Offense	302	336
Fumbles-Lost	0-0	2-1
Penalties-Yards	6-53	2-15
Time of Possession	26:49	33:11

RUSHING: (MSU) Davis 13-51 1TD, Bouie 12-51, McCrary 3-10, Moulds 2-10, Clark 2-(-1), Taite 3-(-4); (NCSU) Stephens 21-105 1TD, King 6-38 1TD, Brown 7-25, Hill 1-4, Fitzgerald 3-3, Bender 2-3, Harvey 7-0, Grissett 1-(-6).

PASSING: (MSU) Taite 13-28-0 141, Clark 1-1-0 44; (NCSU) Harvey 11-18-0 139 1TD, Bender 3-7-1 25.

RECEIVING: (MSU) McCrary 3-39, C. Jones 3-39, Watkins 3-20, McGee 2-62, Bouie 1-11, M. Brown 1-9, Moulds 1-5; (NCSU) Dickerson 3-31 1TD, Grissett 2-68, Guffie 2-30, King 2-9, Fitzgerald 2-5, Stephens 1-9, Thomas 1-8, Hill 1-4.

Attendance: 64,902



#23 MISSISSIPPI STATE 11 #20 TEXAS 38

January 1, 1999 • Cotton Bowl • Dallas, Texas

Playing in their first traditional New Year's Day bowl game since the 1941 Orange Bowl, the Bulldogs faced an enormous task in trying to stop the University of Texas and its Heisman Trophy winner Ricky Williams. Behind Williams' Cotton Bowl record 203 yards rushing and two touchdowns, the Longhorns snapped their seven-game losing slide to Jackie Sherrill and defeated Mississippi State 38-11 in the Southwestern Bell Cotton Bowl Classic.

Texas struck early in the contest behind the arm of quarterback Major Applewhite. The freshman found Wayne McGarity late in the opening period on a 59-yard scoring strike, giving Texas an early 7-0 lead.

The Longhorns took advantage of good field position and a long pass play to take a 14-0 lead, as Applewhite again called McGarity's number for a 52-yard touchdown with 5:11 to go in the first half.

Mississippi State would close out the scoring in the half with a 39-yard field goal from senior Brian Hazelwood.

After showcasing their passing game in the first half, Texas began to exploit a tired Bulldog defense with a running game that featured the NCAA's career rushing leader in Williams, who got the scoring started in the second half with a 37-yard gallop to stretch the Longhorns' lead to 21-3 just 2:26 into the second half. A Kris Stockton field goal would extend the UT lead to 24-3 six minutes later.

The Bulldog offense, led by James Johnson's 112 yards on the ground, still struggled to find its niche against a stubborn Texas defense. An injury to star all-purpose receiver Kevin Prentiss in the opening half made their task even more difficult. Unable to keep the weary MSU defense off the field, the Bulldogs were victimized by another Williams' scoring run at the 2:42 mark of the third period as Texas grabbed control of the contest with a 31-3 advantage.



Mississippi State	0 3 0 8 = 11
Texas	7 7 24 0 = 38

- UT — McGarity 59 pass from Applewhite (Stockton kick), 2:17 1st
- UT — McGarity 52 pass from Applewhite (Stockton kick), 5:11 2nd
- MSU — Hazelwood 39 FG, 2:32 2nd
- UT — R. Williams 37 run (Stockton kick), 12:34 3rd
- UT — Stockton 47 FG, 6:39 3rd
- UT — R. Williams 2 run (Stockton kick), 2:42 3rd
- UT — Caviil 18 pass from Applewhite (Stockton kick), 0:14 3rd
- MSU — Grant 5 pass from Wyatt (J. Johnson rush), 10:07 4th

	MSU	UT
First Downs	18	27
Rushes-Yards	32-87	43-238
Passing Yards	205	225
Passes (C-A-I)	16-40-1	15-26-0
Total Offense	292	463
Fumbles-Lost	2-1	1-0
Penalties-Yards	9-89	5-55
Time of Possession	27:59	32:01

RUSHING: (MSU) J.Johnson 22-112, D.McKinley 2-7, Rainey 1-2, Prather 1-(-3), Madkin 4-(-11), Wyatt 2-(-20); (UT) R.Williams 30-203 2TD, Mitchell 7-26, Brown 3-15, Applewhite 3-(-6).

PASSING: (MSU) Wyatt 12-24-0 156 1TD, Madkin 4-16-1 49; (UT) Applewhite 15-26-0 225 3TD.

RECEIVING: (MSU) Grant 4-62 1TD, K.Cooper 4-38, Love 2-33, Kelly 2-14, J.Johnson 1-22, D.McKinley 1-20, Prentiss 1-8, Butler 1-8; (UT) R.Williams 5-45, McGarity 4-132 2TD, Caviil 3-31 1TD, Lewis 2-26, Nunez 1-(-9).

Attendance: 72,611



#15 MISSISSIPPI STATE 17 CLEMSON 7

December 30, 1999 • The Georgia Dome • Atlanta, Ga.

Behind the impetus that had been the key all season — defense — Mississippi State downed Clemson 17-7 in the 1999 Chick-fil-A Peach Bowl in Atlanta's Georgia Dome.

The win gave State its 10th victory of the season, grouping the '99 Bulldogs with MSU's '40 edition which also posted 10 victories.

MSU notched the win despite allowing the most yardage it had all season (391), with 301 of that coming from quarterback Brandon Streeter who passed 50 times in the game.

Defense was the norm in the first half for both squads as the teams played to a scoreless tie at halftime. The closest either team got to a score in the first half was when Clemson advanced to State's 9-yard line late in the first quarter. But Tiger Tony Lazzara's field goal attempt was blocked by Bulldog senior Robert Bean, who registered his seventh career blocked kick.

State wasted little time breaking the scoring ice in the second half. After Pig Prather returned the opening kickoff after intermission 45 yards to the MSU 47-yard line, the Bulldogs drove 31 yards on seven plays to set up a 39-yard field goal from Scott Westerfield at the 12:39 mark.

Three possessions later, Clemson threatened to answer, driving to the State 13 where it faced a fourth-and-7. The Tigers elected to go for it, but the MSU defense held firm, with defensive lineman John Hilliard batting down a Streeter pass.

The quarter would end with State leading 3-0. The fourth quarter would be quite a different story in terms of point production, as the teams combined for three touchdowns in the final frame.

State extended its lead to 10-0 on the first full drive of the final period, going 43 yards on 10 plays with quarterback Wayne Madkin scrambling for a 2-yard score. The drive was set up at Clemson's 43-yard line on an interception by Bulldog Eugene Clinton, one of five State pickoffs in the contest.

Clemson would answer on the ensuing possession with its only score of the night. The Tigers drove 70 yards on eight plays with Streeter diving in from a yard out.

But State was not intimidated. The Bulldogs answered that challenge with a solid eight-play, 57-yard charge of their own. Madkin, the game's Most Valuable Offensive Player, found tailback Dontae Walker on the left side and Walker jaunted 15 yards for the touchdown which iced the game for MSU at 17-7 with 4:31 remaining in regulation.

Mississippi State	0	0	3	14	=	17
Clemson	0	0	0	7	=	28

- MSU — Westerfield 39 FG, 12:39
- MSU — Madkin 2 run (Westerfield kick), 11:40
- CU — Streeter 1 run (Lazzara kick), 8:15
- MSU — D.Walker 15 pass from Madkin (Westerfield kick), 4:31


	MSU	CU
First Downs	16	24
Rushes-Yards	33-89	34-85
Passing Yards	176	306
Passes (C-A-I)	17-38-0	25-56-5
Total Offense	265	391
Fumbles-Lost	2-1	1-1
Penalties-Yards	21-188	8-82
Time of Possession	30:41	29:19

RUSHING: (CU) Rambert 18-70, Dantzler 9-8, Streeter 4-7 1TD, Wofford 1-5, Witherspoon 1-2, Zachery 1-(-7). (MSU) Madkin 5-37 1TD, Miller 10-24, D.Walker 9-18, Rainey 3-14, Griffith 3-1, Gibson 1-0, Team 2-(-5).

PASSING: (CU) Streeter 24-44-4-301, Dantzler 1-6-1-5. (MSU) Madkin 17-38-0-176 1TD.

RECEIVING: (CU) Gardner 7-75, Wofford 6-147, Lawyer 5-46, Cyrgalis 2-21, Rambert 2-8, Bailey 1-9, Seth 1-3, Reames 1-(-3). (MSU) Miller 3-54, Sirmones 2-21, D.Walker 2-20 1TD, Griffith 2-14, McCaskey 2-9, M.Butler 1-21, Love 1-20, Huntington 1-6, Lee 1-5, Gibson 1-3, Belcher 1-3.

Attendance: 73,315





MISSISSIPPI STATE 43 TEXAS A&M 41 (OT)

December 31, 2000 • Independence Bowl • Shreveport, La.

Willie Blade blocked an extra point, Julius Griffith ran it to the end zone for a two-point conversion, and Wayne Madkin scored from 6 yards out — all in overtime — to give Mississippi State a hard-fought, 43-41 decision over Texas A&M in the snow-filled Independence Bowl.

The Aggies took advantage of a couple of early MSU miscues on the snow-covered field to take a 14-0 edge seven minutes into the game. After scoring following a mishandled MSU snap just over two minutes into the contest, A&M continued to control momentum on fullback Ja'Mar Toombs' 4-yard plunge. Toombs had a game-high 193 yards.

Jackie Sherrill's Bulldogs fought back in the second quarter. With Toombs running through the State defense, Dontae Walker returned the favor to the Aggie stoppers, tallying 143 yards of his own. The sophomore took a handoff up the middle and scurried for 40 of those yards over the goal line to cut the lead.

With just over a minute until halftime, State scored behind Wayne Madkin. After the junior quarterback rushed for 10 yards, he connected on two pass plays, the second a four-yard score to Dicenso Miller to tie the game at 14.

A&M bounced back with 31 seconds left in the half to take a 20-14 lead into the locker room. Quarterback Mark Farris lofted a ball high and deep into the heavy falling snow, finding Robert Ferguson on a 42-yard score.

The Aggies tried to put the game out of reach with two fourth-quarter touchdowns. On the opening play of the period, Farris once again went deep, this time connecting with Bethel Johnson on a 35-yard strike. A two-point conversion put the Aggies up 28-21. Toombs extended the lead on the following possession, rushing in from 13 yards to give A&M a 35-21 edge.

Walker cut the lead back to seven as he rushed in from 32 yards out, and, after a Marco Minor interception put MSU at the Aggie 4-yard line, Madkin found tight end Donald Lee in the end zone for the touchdown that sent the game into overtime, tied 35-35.

In the extra session, Toombs rushed in from 25 yards out on the first play to put A&M up 41-35. Blade reached up and blocked the Aggie extra point try. Eugene Clinton picked up the loose ball and pitched to Griffith who ran it in for two points.

Faced with a must-score situation on State's first overtime try, Madkin rushed down to the Aggies' 6-yard line and then took a keeper into the end zone to clinch the 43-41 win in what has become known as "Snow Bowl 2000".

Mississippi State	0	14	7	14	8	=	43
Texas A&M	14	6	0	15	6	=	41

- TAMU — Whitaker 9 run (Kitchens kick), 12:56, 1st
- TAMU — Toombs 4 run (Kitchens kick), 8:06, 1st
- MSU — Walker 40 run (Westerfield kick), 9:22, 2nd
- MSU — Miller 4 pass from Madkin (Westerfield kick), 7:22, 2nd
- TAMU — Ferguson 42 pass from Farris (Kitchens kick failed), 0:46, 2nd
- MSU — Walker 1 run (Westerfield kick), 11:55, 3rd
- TAMU — Johnson 35 pass from Farris (Whitaker rush), 14:51, 4th
- TAMU — Toombs 13 run (Kitchens kick), 9:20, 4th
- MSU — Walker 32 run (Westerfield kick), 8:17, 4th
- MSU — D.Lee 3 pass from Madkin (Westerfield kick), 1:30, 4th
- TAMU — Toombs 25 run (Kitchens kick failed)
- MSU — Griffith PAT return
- MSU — Madkin 6 yd run

	MSU	TAMU
First Downs	16	14
Rushes-Yards	40-246	47-209
Passing Yards	71	133
Passes (C-A-I)	9-19-0	9-11-1
Total Offense	317	342
Fumbles-Lost	4-1	1-1
Penalties-Yards	6-45	7-71
Time of Possession	28:59	31:01

RUSHING: (MSU) Walker 16-143 3TD, Miller 11-48, Jus. Griffith 2-17, Madkin 11-38 TD. (TAMU) Toombs 35-193 3TD, Whitaker 8-16 TD, Weber 2-2, Farris 2-(-2).

PASSING: (MSU) Madkin 9-19-0-71 2TD. (TAMU) Farris 9-11-1-133 2TD.

RECEIVING: (MSU) Miller 4-30 TD, D.Lee 2-29 TD, Lindsey 1-7, Butler 1-3, Jus. Griffith 1-2. (TAMU) Ferguson 3-54 TD, Toombs 2-(-4), Johnson 1-35 TD, Porter 1-31, Taylor 1-15, Weber 1-2.

Attendance: 36,974



MISSISSIPPI STATE UCF

10 3

December 29, 2007 • Liberty Bowl Stadium • Memphis, Tenn.

Mississippi State cashed in on Central Florida's fourth turnover of the game, marching to the lone touchdown of the day late in the fourth quarter, to defeat the Knights 10-3 in the 49th renewal of the AutoZone Liberty Bowl, a game that was otherwise very defensive in nature.

With the win, MSU ended the 2007 season at 8-5, its most wins since 2000, and improved to 2-0 all-time over UCF which ended the year 10-4 after winning its last seven games and claiming the Conference USA crown. The Bulldogs also improved to 7-6 all-time in bowl games with the victory and has now been victorious its last three bowl appearances.

The late score, a 1-yard plunge by running back Anthony Dixon, came with just 1:54 remaining in the game. It capped a 10-play, 59-yard drive, State's longest of the day by almost 20 yards, that was setup by Bulldog Keith Fitzhugh's interception of Knight quarterback Kyle Israel, his third throwing miscue of the contest.

But until that point in the game, neither team had generated much offense in a game very much controlled by the defenses. Only two second quarter field goals - one by each team - graced the scoreboard in the first three quarters and the teams would combined for just 418 yards of total offense in the affair.

After a scoreless first quarter started the lowest scoring first half in Liberty Bowl history, UCF finally broke scoring ice after gaining excellent field position at the Bulldog 46 early in the second period. The Knights then moved the ball 18 yards to set up a Michael Torres 45-yard field goal that just cleared the crossbar. UCF led 3-0 with 11:49 to go before the intermission.

After the Knights forced a State punt on the next drive, the Bulldogs got their first break of the afternoon. MSU's Derek Pegues, named the game's Most Valuable Player, picked off the first of two passes at the Knight 46 and returned it 40 yards to the 6-yard line. UCF stood strong, however, and held MSU to a 22-yard Adam Carlson field goal, tying the game at the 6:02 mark.

UCF would have scoring chances on two consecutive drives in the third and fourth periods but Torres, who came into the game having hit 19-of-21 field goals on the year, would miss from 32 and 37 yards on those drives, negating some offensive momentum that the Knights had built at that point in the contest.

Dixon ended the day with 86 yards on 24 carries for the Bulldogs, who managed just 198 yards from scrimmage the entire game.

The game's attendance of 63,816 established a new Liberty Bowl record. The previous record of 61,497 was set in 1991 when the Bulldogs played Air Force.

UCF	0	3	0	0	=	3
Mississippi State	0	3	0	7	=	10

UCF — Torres 45 FG, 11:49, 2nd

MSU — Carlson 22 FG, 6:02, 2nd

MSU — Dixon 1 run,(Carlson kick), 1:54, 4th

	UCF	MSU
First Downs	13	10
Rushes-Yards	47-131	41-160
Passing Yards	88	39
Passes (C-A-I)	10-24-3	8-20-1
Total Offense	219	199
Fumbles-Lost	2-1	0-0
Penalties-Yards	3-25	5-45
Time of Possession	31:08	28:52

RUSHING: (UCF) Smith 35-119, Israel 11-13, Francis 1-(-1). (MSU) Dixon 24-86 TD, Burks 2-25, Carroll 6-21, Ducre 6-20, Smith 1-5, Hart 1-4, Team 1-(-1).

PASSING: (UCF) Israel 10-24-3-88. (MSU) Carroll 8-18-1-39, Henig 0-2-0-0.

RECEIVING: (UCF) Smith 3-12, Ross 2-27, Rabazinski 2-26, Watters 2-13, Aiken 1-10. (MSU) Ducre 3-10, Smith 2-7, Dixon 1-10, Hart 1-8, Burks 1-4.

Attendance: 63,816





#21 MISSISSIPPI STATE 52 MICHIGAN 14

January 1, 2011 • EverBank Field • Jacksonville, Fla.

It was an offensive clinic from start to finish for Mississippi State, as the Bulldogs manufactured 485 total yards en route to a dominating 52-14 win against Michigan in the 66th annual Gator Bowl at EverBank Field.

Mississippi State set several school bowl records with points scored (52) and margin of victory (38). In addition, the 485 total yards of offense were second only to the 499 gained against North Carolina in the 1974 Sun Bowl.

Chris Relf, named the game's MVP, completed 18 of his 23 passes for 281 yards and three touchdowns. The 281 passing yards were the second most in MSU bowl history. They are also the only two quarterbacks to throw for more than 200 yards in a bowl game. Relf, a junior from Montgomery, Ala., also scored on the ground from 1-yard out and finished with 311 total yards.

As prolific as MSU's offense was, so too was the defense. The Bulldogs held the Wolverines (7-6) to 342 yards, with 153 coming in the opening quarter. Michigan did enjoy a 14-10 lead after the first frame, but failed to score another point the remainder of the game.

Quarterback Denard Robinson was limited to a season-low 51 yards after grounding out 59 in the first quarter.

Robinson's arm produced the game's first points when he connected with Roy Roundtree for a 10-yard scoring strike. MSU quickly answered, though, and evened the score when Relf hit Arceto Clark from 4 yards out.

On their next possession, the Bulldogs took their first lead at 10-7 on a 42-yard field goal by Derek DePasquale. Back came the Wolverines, however, who went back on top following a 27-yard touchdown pass from Robinson to Martavious Odoms.

That play, though, would be Michigan's last highlight of the game. From that point, it was all Mississippi State.

With 11:38 left in the first half, Vick Ballard scored the first of his three touchdowns to give MSU a 17-14 lead. Then with 6:35 remaining, Relf found the end zone to extend the advantage to 24-14.

But the Bulldogs weren't done, as they scored again with 25 seconds left, this time on a 15-yard pass from Relf to Ricco Sanders, his first-career TD reception, for a 31-14 lead.

In the second half, the Bulldogs, who converted 9 of their 17 third-down attempts and were 5 of 5 on fourth down, got two more touchdowns from Ballard covering 1 and 7 yards. Ballard finished the year with 19 rushing touchdowns, breaking the single-season mark of 16 set by Jackie Parker in 1952.

MSU's final points were the result of a 31-yard pass from Relf to Michael Carr, the first touchdown of the freshman's career.

Mississippi State	10	21	14	7	=	52
Michigan	14	0	0	0	=	14

- MICH - Roundtree 10 pass from Robinson (Gibbons kick), 10:56, 1st
- MSU - Arceto Clark 4 yd pass from Chris Relf (D. DePasquale kick), 5:31, 1st
- MSU - D. DePasquale 42 yd field goal, 2:23, 1st
- MICH - Odoms, M. 27 yd pass from Robinson, D. (Gibbons, B. kick), 0:34, 1st
- MSU - Vick Ballard 2 yd run (D. DePasquale kick), 11:38, 2nd
- MSU - Chris Relf 1 yd run (D. DePasquale kick), 6:35, 2nd
- MSU - Ricco Sanders 15 yd pass from Chris Relf (D. DePasquale kick), 0:25, 2nd
- MSU - Vick Ballard 1 yd run (D. DePasquale kick), 6:19, 3rd
- MSU - Vick Ballard 7 yd run (D. DePasquale kick), 0:10, 3rd
- MSU - Michael Carr 31 yd pass from Chris Relf (D. DePasquale kick), 10:31, 4th

	MSU	MICH
First Downs	26	17
Rushes-Yards	58-204	25-88
Passing Yards	281	254
Passes (C-A-I)	18-23-1	27-41-1
Total Offense	485	342
Fumbles-Lost	0-0	1-1
Penalties-Yards	3-23	5-40
Time of Possession	35:15	24:45

RUSHING: (MSU) Vick Ballard 20-76; L. Perkins 9-40; Robert Elliott 6-36; Chris Relf 15-30; Adrian Marcus 7-24; Tyler Russell 1-minus 2. (Michigan) Robinson, D. 11-59; Shaw, Michael 4-19; Smith, Vincent 7-13; Toussaint, F. 2-5; Grady, Kelvin 1-minus 8.

PASSING: (MSU) Chris Relf 18-23-1-281. (Michigan) Robinson, D. 27-41-1-254.

RECEIVING: (MSU) Chris Smith 4-46; Michael Carr 3-65; Arceto Clark 3-45; L. Perkins 2-79; Ricco Sanders 2-23; Brandon Heavens 2-12; Vick Ballard 2-11. (Michigan) Roundtree, Roy 9-53; Stonum, Darryl 7-59; Hemingway, J. 4-49; Koger, Kevin 2-42; Smith, Vincent 2-17; Odoms, M. 1-27; Toussaint, F. 1-5; Shaw, Michael 1-2.

Attendance: 68,325



MISSISSIPPI STATE WAKE FOREST

23 17

December 30, 2011 • LP Field • Nashville, Tenn.

Donning the Maroon and White for the final time, senior running back Vick Ballard put the team on his back as he rushed for a career-high 180 yards and two touchdowns to propel Mississippi State to a 23-17 victory against Wake Forest in the Franklin American Mortgage Music City Bowl.

The Pascagoula, Miss., native was named MVP, while his production was the second best in MSU bowl history.

It was the Bulldogs' fifth-consecutive bowl win, a streak that tied Rutgers for the longest in the nation. MSU also improved to 9-6 in bowl outings, with a 4-2 mark against ACC foes.

Ballard deserves a bulk of the credit for MSU's latest achievement, breaking free down the sidelines for a 60-yard scoring scamper with 34 seconds left in the opening quarter to even the game at 7-apiece after the Demon Deacons had scored on a 14-yard run by Brandon Pendergrass.

In the second quarter, Mississippi State turned to its passing game to take the lead for good when senior quarterback Chris Relf connected with a wide open Arceto Clark for a 31-yard scoring strike and a 13-7 advantage following the missed PAT. The touchdown was set up when junior defensive end and All-American Fletcher Cox blocked a Wake Forest field goal.

The final points of the half resulted in a 33-yard Derek DePasquale field goal which put MSU up, 16-7.

In the second half, though, Wake Forest grabbed the early momentum when Tommy Bohanon closed the gap to 16-14 on a 1-yard plunge. However, it would be as close as the Demon Deacons would get.

Ballard made sure of that in the fourth quarter when he broke free for a 72-yard touchdown, the longest in MSU bowl history, to swell the lead to 23-14.

Wake would score again on a 46-yard field goal by Jimmy Newman, but from that point the MSU defense thwarted any comeback hopes by taking its play to another level.

Offensively, MSU outgained Wake, 382-287. Relf threw for 129 yards on 12-of-19 passing, while also rushing for another 64 yards en route to finishing his career as MSU's winningest quarterback (15-7).

The defense was led by the play of Cox and Corey Broomfield, who registered a career-best two tackles behind the line of scrimmage to go along with a team-high nine tackles. It was a unit that recorded six sacks, the most since having seven in a 47-35 home win against No. 3 Florida on Sept. 30, 2000.

Mississippi State	7	9	0	7	=	23
Wake Forest	7	0	7	3	=	17

WF — Pendergrass 14 run (Newman kick), 4:24 1st

MSU — Vick Ballard 60 run (DePasquale kick), 3:04 1st

MSU — Arceto Clark 31 pass from Chris Relf (DePasquale kick failed), 12:41 2nd

MSU - DePasquale 33 yd field goal, 5:44 2nd

WF - Bohanon 1 run (Newman kick), 11:00 3rd

MSU - Vick Ballard 72 run (DePasquale kick), 12:53 4th

WF - Newman 46 yd field goal, 3:27 4th

	MSU	WF
First Downs	14	21
Rushes-Yards	39-253	38-63
Passing Yards	129	224
Passes (C-A-I)	12-20-2	26-48-0
Total Offense	382	287
Fumbles-Lost	3-2	0-0
Penalties-Yards	6-48	5-39
Time of Possession	24:10	35:50

RUSHING: (MSU) Ballard 14-180, Relf 15-64, Perkins 6-15, Team 2-(-2), Bumphis 2-(-4). (WF) Pendergrass 24-73, Reynolds 2-8, Givens 2-6, Bohanon 1-1, Team 1-(-1), Price 8-(-24).

PASSING: (MSU) Relf 12-19-2-129. (WF) Price 24-46-0-214, Wulfeck 1-1-0-1, Davis 1-1-0-9.

RECEIVING: (MSU) Smith 5-47, Clark 2-38, Ballard 2-9, M. Johnson 1-37, Perkins 1-1, Bumphis 1-(-3). (WF) Campanaro 10-128, Givens 9-54, Pendergrass 2-19, Parker 2-9, Price 1-9, Demby 1-4, Bush 1-1.



Attendance: 55,208



MISSISSIPPI STATE 20 #20 NORTHWESTERN 34

January 1, 2013 • EverBank Field • Jacksonville, Fla.

The No. 20 Northwestern Wildcats (10-3) downed the Mississippi State Bulldogs (9-5) 34-20 in the TaxSlayer.com Gator Bowl.

Northwestern wasted no time getting on the board when Quentin Williams returned a Tyler Russell interception 29 yards just 47 seconds into the game.

Jeff Budzien added a pair of field goals on the Wildcats next two drives from 34 and 37 yards, respectively.

The Bulldog defense then stopped the Northwestern offense on back-to-back drives leading to MSU's first points of the day.

Devon Bell got the scoring going with a 27-yard field goal. After MSU forced a three-and-out, Russell connected with Arceto Clark for an 18-yard touchdown and sent State to the locker room only trailing by three.

Nickoe Whitley stopped Northwestern's first drive of the second half with the first of his two interceptions on the day. Three minutes later, Bell tied his career-long with a 47-yard field goal to square the game at 13 apiece.

The Wildcats quickly retook the lead with a six-play, 76-yard drive that only took 1:12 off the clock and then added another touchdown with 1:35 left in the third quarter to take 27-13 lead into the final stanza.

MSU tacked on another touchdown when Russell floated a pass to Malcolm Johnson in center of the endzone just 3:18 into the fourth quarter.

The MSU defense forced another three-and-out on Northwestern's next drive but, Russell's fourth interception of the day was returned 44 yards to the five yard line. The Wildcats punched in their final touchdown to secure the win.

Josh Robinson finished the game as State's leading rusher with 91 yards on seven carries. Junior LaDarius Perkins added 85 yards on 19 carries.

Clark finished with three catches for 36 yards and a touchdown, while Johnson hauled in two catches for 24 yards and a score. Chad Bumphis also grabbed three catches for 18 yards in his final game as a Bulldog.

Russell completed 12-of-28 for 106 yards, two touchdowns and four interceptions.



Mississippi State	0	10	3	7	=	20
Northwestern	10	3	14	7	=	34

- NU - Williams 29 yd interception return (Budzien kick), 14:13 1st
- NU - Budzien 34 yd field goal, 4:49 1st
- NU - Budzien 37 yd field goal, 14:48 2nd
- MSU - Devon Bell 27 yd field goal, 4:48 2nd
- MSU - Arceto Clark 18 yd reception from Tyler Russell (Bell kick), 1:06, 2nd
- MSU - Bell 47 yd field goal, 10:37 3rd
- NU - Jones 3 yd run (Budzien kick), 9:25 3rd
- NU - Siemian 4 yd run (Budzien kick), :26 3rd
- MSU - Malcolm Johnson 14 yd reception from Russell (Bell kick), 11:42 4th
- NU - Mark 3 yd run (Budzien kick) 8:10 4th

	MSU	NU
First Downs	18	19
Rushes-Yards	33-186	40-161
Passing Yards	106	196
Passes (C-A-I)	12-29-4	21-36-3
Total Offense	292	357
Fumbles-Lost	0-0	1-0
Penalties-Yards	6-47	2-20
Time of Possession	26:12	33:48

RUSHING: (MSU) Perkins 19-91, Robinson 7-91, Prescott 2-20, Bumphis 1-3, Russell 4-11. (NU) Colter 11-73, Mark 13-60, Siemian 2-14, Jones 6-14, Trumpy 3-7, Riley 2-5, Team 3-0.

PASSING: (MSU) Russell 12-28-4-106, Prescott 0-1-0-0. (NU) Siemian 12-20-1-120, Colter 9-16-2-76.

RECEIVING: (MSU) Clark 3-36, M. Johnson 2-24, Smith 2-24, Bumphis 3-18, Marcus 1-7, Robinson 1-(-3) (NU) Vitale 7-82, Fields 2-41, Jones 5-39, Lawrence 2-18, Prater 2-7, Riley 1-6, Mark 2-3

Attendance: 48,612



MISSISSIPPI STATE RICE

44 7

December 31, 2013 • Liberty Bowl Stadium • Memphis, Tenn.

Mississippi State ended the year and its 2013 season and year with a fitting celebration Tuesday, ousting the Rice Owls 44-7 to claim victory in the 55th AutoZone Liberty Bowl. The margin of victory was the largest in any bowl game played thus far in 2013.

With the win, the Bulldogs secured their fourth-straight winning season and Dan Mullen earned the record for most bowl wins by any MSU coach ever, now 3-1 in four bowl appearances in his five seasons as the Bulldog mentor.

State dominated the game on both sides of the ball, with the defense holding Rice's top-15 national rushing attack to only 61 yards on the ground in the game while the Bulldog offense racked up 533 total yards on the other side of the ball.

After the Owls took an early 7-0 lead, the Bulldogs went on to score 44 unanswered points in the convincing win. Five different State players scored touchdowns in the contest.

State set school and Liberty Bowl records in the game. Sophomore quarterback Dak Prescott accounted for five touchdowns responsible for (a Liberty Bowl record) while throwing for 283 yards and three scores and rushing for two others. Junior receiver Jameon Lewis set the all-time MSU record for receiving yards in any game - regular or post season - with 220 yards on nine catches.

MSU ended 2013 on a flurry, winning consecutive overtime games at Arkansas and against arch rival Ole Miss at home to become bowl eligible and vault itself into Tuesday's contest in Memphis.

Rice	7	0	0	0	=	7
Mississippi State	7	20	14	3	=	44

- RICE — Charles Ross 1 yd run (Boswell kick), 6:41 1st
- MSU — LaDarius Perkins 10 yd pass from Dak Prescott (Sobiesk kick), 2:01 1st
- MSU — Ashton Shumpert 1 yd run (Sobiesk kick), 9:49 2nd
- MSU — Malcolm Johnson 13 yd pass from Dak Prescott (kick blocked), 4:32 2nd
- MSU — Artimus Samuel 4 yd pass from Dak Prescott (Sobiesk kick), 0:10 2nd
- MSU — Dak Prescott 5 yd run (Sobiesk kick), 7:25 3rd
- MSU — Dak Prescott 11 yd run (Sobiesk kick), 1:42 3rd
- MSU — Taylor Earhart 19 yd field goal, 4:45 4th

	RICE	MSU
First Downs	7	27
Rushes-Yards	32-61	46-239
Passing Yards	84	294
Passes (C-A-I)	8-16-0	18-30-0
Total Offense	145	533
Fumbles-Lost	2-1	1-1
Penalties-Yards	3-18	2-30
Time of Possession	24:42	35:18

RUSHING: (RICE) Charles Ross 10-28, Jowan Davis 7-21, Luke Turner 4-17, Dennis Parks 1-2, Team 1-(-1), Taylor McHargue 6-(-2), Driphus Jackson 3-(-4). **(MSU)** Dak Prescott 14-78, LaDarius Perkins 13-47, Josh Robinson 3-45, Ashton Shumpert 7-29, Nick Griffin 4-18, Damian Williams 3-11, Sam Cowart 1-6, Josh Hand 1-5.

PASSING: (RICE) Taylor McHargue 8-15-0-84, Driphus Jackson 0-1-0-0. **(MSU)** Dak Prescott 17-28-0-283, Damian Williams 1-2-0-11.

RECEIVING: (RICE) Dennis Parks 3-38, Connor Cella 1-19, Klein Kubiak 1-15, Donte Moore 1-6, Andre Gautreaux 1-4, Jordan Taylor 1-2. **(MSU)** Jameon Lewis 9-220, De'Runnya Wilson 3-37, Malcolm Johnson 1-13, LaDarius Perkins 1-10, Robert Johnson 1-10, Artimus Samuel 1-4, Joshn Robinson 1-3, Ashton Shumpert 1-(-3).

Attendance: 57,846





#7 MISSISSIPPI STATE 34

#12 GEORGIA TECH 49

December 31, 2014 • Sun Life Stadium • Miami Gardens, Fla.

Mississippi State (10-3) fell behind 14-0 in the first quarter and Georgia Tech's (11-3) triple-option attack proved to be the difference in a 49-34 score in the 2014 Capital One Orange Bowl at Sun Life Stadium. It was the Bulldogs' first appearance in the contest in 73 years, capping a 10-win season.

A turnover on MSU's first possession led to a Tech touchdown, setting the tone for the rest of the evening. Both teams combined for nearly 1,200 total yards with most of State's coming through the air and nearly all of Tech's on the ground.

MSU junior quarterback Dak Prescott set several records over the course of the evening, throwing for over 400 yards and becoming the all-time record Bulldog holder for yards in a career at MSU, surpassing Don Smith. He also set the school single-game record for total offense with exactly 500 yards against Tech, 453 coming through the air. The highlight of the evening was Prescott's Hail Mary 42-yard touchdown pass to Fred Ross as time expired in the first half. Ross caught the touchdown off a deflection in the end zone that pulled the Bulldogs to within 21-20.

However, Tech's ground attack quickly got rolling in the second half with a 69-yard touchdown run a minute into the third quarter. The Yellow Jackets scored 21 unanswered points. MSU's De'Runnya Wilson caught two touchdown passes in the fourth quarter but it proved to be too late.



Mississippi State	0	20	0	14	=	34
Georgia Tech	14	7	21	7	=	49

- GT — Synjyn Days 3 yd run (Butker kick), 12:38 1st
- GT — Darren Waller 41 yd pass from Justin Thomas (Butker kick), 2:37 1st
- MSU — Evan Sobiesk 32 yd field goal, 12:57 2nd
- MSU — Dak Prescott 5 yd run (Sobiesk kick), 9:53 2nd
- MSU — Evan Sobiesk 30 yd field goal, 5:12 2nd
- GT — Justin Thomas 13 yd run (Butker kick), 00:29 2nd
- MSU — Fred Ross 42 yd pass from Dak Prescott (Sobiesk kick), 00:00 2nd
- GT — Synjyn Days 69 yd run (Butker kick), 14:05 3rd
- GT — Justin Thomas 32 yd run (Butker kick), 7:58 3rd
- GT — Justin Thomas 15 yd run (Butker kick), 4:17 3rd
- MSU — De'Runnya Wilson 7 yd pass from Dak Prescott (Sobiesk kick), 14:53 4th
- GT — Synjyn Days 4 yd run (Butker kick), 11:54 4th
- MSU — De'Runnya Wilson 12 yd pass from Dak Prescott (Sobiesk kick), 2:20 4th

	MSU	GT
First Downs	33	26
Rushes-Yards	33-152	61-452
Passing Yards	453	125
Passes (C-A-I)	33-51-1	7-12-1
Total Offense	605	577
Fumbles-Lost	1-1	1-0
Penalties-Yards	5-40	3-45
Time of Possession	25:13	34:47

RUSHING: (MSU) Josh Robinson 13-75, Dak Prescott 15-47, Ashton Shumpert 4-25, Jameon Lewis 1-5. (GT) Synjyn Days 21-171, Justin Thomas 14-121, Zach Laskey 10-63, Charles Perkins 7-59, Deon Hill 5-23, B.J. Bostic 2-15, Dennis Andrews 1-1.

PASSING: (MSU) Dak Prescott 33-51-1-453. (GT) Justin Thomas 7-12-1-125.

RECEIVING: (MSU) Joe Morrow 6-117, De'Runnya Wilson 9-105, Fred Ross 6-102, Jameon Lewis 5-63, Malcolm Johnson 3-36, Robert Johnson 2-17, Gus Walley 1-7, Fred Brown 1-6. (GT) Darren Waller 5-114, Micheal Summers 2-11.

Attendance: 58,211



NC STATE MISSISSIPPI STATE

28 51

December 30, 2015 • Bank of America Stadium • Charlotte, N.C.

In a fitting end to the greatest career in MSU history, **Dak Prescott** threw for a Belk Bowl-record 380 yards and four touchdowns on a rain-soaked field as MSU capped a nine-win season with a 51-28 blowout of NC State in Charlotte. Selected the game MVP, Prescott completed 25 of 42 passes and ran for 47 yards joining Colin Kaepernick, Tim Tebow, Dan LeFevour as the only players in FBS history to throw for 9,000 yards and run for 2,500 yards in their career. The Bulldog defense set the tone early. On the first play from scrimmage, defensive end **Jonathan Calvin** hit Jacoby Brissett as he released the ball and linebacker **Gerri Green** came up with the diving interception. Five plays later, **Fred Ross** hauled in a pass from Prescott in the left flat, turned up the left sideline and raced 14 yards for a score. Brissett had another pass picked off later in the first quarter and Prescott capitalized by finding **De'Runnya Wilson** for a 28-yard scoring strike. MSU made it 21-0 when Ross scored on a 33-yard reverse. Prescott lobbed his third TD pass of the game to Holloway over a blitzing defense to put the Bulldogs up 37-21 late in the third quarter. The senior quarterback hit Holloway in stride on a go route along the right sideline for a 55-yard touchdown in the fourth quarter. **Beniquez Brown** and **J.T. Gray** led all tacklers with nine. Prescott was lifted in the final minute to a standing ovation. The win propelled MSU to back-to-back seasons of at least nine victories for the first time in school history.



NC State	0	14	7	7	=	28
Mississippi State	14	17	6	14	=	51

- MSU — Fred Ross 14 yd pass from Dak Prescott (Graves kick), 13:33 1st
- MSU — De'Runnya Wilson 28 yd pass from Dak Prescott (Graves kick), 3:31 1st
- MSU — Fred Ross 33 yd run (Graves kick), 12:17 2nd
- NCSU — Pharoah McKeever 82 yd pass from Jacoby Brissett (Bambard kick), 11:16 2nd
- NCSU — Jaylen Samuels 48 yd run (Bambard kick), 6:43 2nd
- MSU — Justin Malone 0 yd fumble recovery (Graves kick), 3:18 2nd
- MSU — Westin Graves 39 yd field goal, 0:14 2nd
- NCSU — Jacoby Brissett 3 yd run (Bambard kick) 7:20 3rd
- MSU — Brandon Holloway 10 yd pass from Dak Prescott (kick failed), 1:16 3rd
- MSU — Brandon Holloway 55 yd pass from Dak Prescott (Graves kick), 9:41 4th
- MSU — Aeris Williams 33 yd run (Graves kick), 5:38 4th
- NCSU — Jaylen Samuels 1 yd run (Bamabrd kick), 0:45 4th

	NCSU	MSU
First Downs	20	26
Rushes-Yards	51-210	35-189
Passing Yards	214	380
Passes (C-A-I)	12-28-2	25-42-1
Total Offense	424	569
Fumbles-Lost	1-0	3-0
Penalties-Yards	4-50	5-55
Time of Possession	32:05	27:55

RUSHING: (NCSU) Nyheim Hines 13-70; Jacoby Brissett. 26-67; Jaylen Samuels 3-53; Dawaka Nichols 6-22; Bra'Lon Cherry. 1-0; TEAM 2-minus 2. (MSU) - Dak Prescott 12-47; Brandon Holloway 13-41; Aeris Williams 3-39; Fred Ross 1-33; Ashton Shumpert 5-27; Dontavian Lee 1-2; Justin Malone 0-0.

PASSING: (NCSU) - Jacoby Brissett 12-28-2-214. (MSU) - Dak Prescott 25-42-1-380.

RECEIVING: (NCSU) - Jumichael Ramos 5-75; David Grinnage 2-18; Johnathan Alston 2-16; Pharoah McKeever 1-82; Bra'Lon Cherry 1-25; Jaylen Samuels; TEAM 1-minus 2. (MSU) - Fred Ross 7-74; De'Runnya Wilson 5-96; Brandon Holloway 4-78; Malik Dear 3-25; Fred Brown 2-41; Donald Gray 2-40; Darrion Hutcherson 2-26.

Attendance: 46,423

Mississippi State Football
Mississippi State Game Results (as of Nov 26, 2016)
All games

Date	Opponent		Score	Overall	Conference	Time	Attend
Sep 03, 2016	SOUTH ALABAMA	L	20-21	0-1	0-0	3:23	57075
* Sep 10, 2016	SOUTH CAROLINA	W	27-14	1-1	1-0	3:04	57763
* Sep 17, 2016	at #20 LSU	L	20-23	1-2	1-1	3:32	99910
Sep 24, 2016	at Massachusetts	W	47-35	2-2	1-1	3:36	13074
* Oct 08, 2016	AUBURN	L	14-38	2-3	1-2	3:12	60102
Oct 14, 2016	at BYU	Lo	21-28	2-4	1-2		62184
* Oct 22, 2016	at Kentucky	L	38-40	2-5	1-3	3:39	50414
Oct 29, 2016	SAMFORD	W	56-41	3-5	1-3	3:48	58019
* Nov 05, 2016	#4 TEXAS A&M	W	35-28	4-5	2-3	3:25	58407
* Nov 12, 2016	at #1 Alabama	L	3-51	4-6	2-4	3:18	101821
* Nov 19, 2016	ARKANSAS	L	42-58	4-7	2-5	3:20	58538
* Nov 26, 2016	at Ole Miss	W	55-20	5-7	3-5	3:30	66038

Mississippi State Football
Mississippi State Overall Team Statistics (as of Nov 26, 2016)
All games

Team Statistics	MS	OPP
SCORING	378	397
Points Per Game	31.5	33.1
Points Off Turnovers	42	24
FIRST DOWNS	269	274
Rushing	133	98
Passing	117	161
Penalty	19	15
RUSHING YARDAGE	2798	2138
Yards gained rushing	3031	2410
Yards lost rushing	233	272
Rushing Attempts	499	450
Average Per Rush	5.6	4.8
Average Per Game	233.2	178.2
TDs Rushing	22	17
PASSING YARDAGE	2590	3397
Comp-Att-Int	217-384-10	269-441-13
Average Per Pass	6.7	7.7
Average Per Catch	11.9	12.6
Average Per Game	215.8	283.1
TDs Passing	24	31
TOTAL OFFENSE	5388	5535
Total Plays	883	891
Average Per Play	6.1	6.2
Average Per Game	449.0	461.2
KICK RETURNS: #-Yards	39-795	41-803
PUNT RETURNS: #-Yards	18-69	9-133
INT RETURNS: #-Yards	13-279	10-81
KICK RETURN AVERAGE	20.4	19.6
PUNT RETURN AVERAGE	3.8	14.8
INT RETURN AVERAGE	21.5	8.1
FUMBLES-LOST	18-6	15-8
PENALTIES-Yards	66-592	65-531
Average Per Game	49.3	44.2
PUNTS-Yards	59-2283	56-2460
Average Per Punt	38.7	43.9
Net punt average	35.4	42.0
KICKOFFS-Yards	68-4173	71-4316
Average Per Kick	61.4	60.8
Net kick average	41.5	39.0
TIME OF POSSESSION/Game	29:11	30:49
3RD-DOWN Conversions	71/178	75/181
3rd-Down Pct	40%	41%
4TH-DOWN Conversions	14/26	18/25
4th-Down Pct	54%	72%
SACKS BY-Yards	24-151	18-117
MISC YARDS	0	0
TOUCHDOWNS SCORED	50	51
FIELD GOALS-ATTEMPTS	10-18	14-21
ON-SIDE KICKS	1-2	0-2
RED-ZONE SCORES	(39-51) 76%	(43-53) 81%
RED-ZONE TOUCHDOWNS	(30-51) 59%	(32-53) 60%
PAT-ATTEMPTS	(46-47) 98%	(43-46) 93%
ATTENDANCE	349904	393441
Games/Avg Per Game	6/58317	6/65574
Neutral Site Games		0/0

Score by Quarters	1st	2nd	3rd	4th	OT	Total
Mississippi State	86	96	103	86	7	378
Opponents	96	111	75	101	14	397

Mississippi State Football
Mississippi State Overall Individual Statistics (as of Nov 26, 2016)
All games

Rushing	gp	att	gain	loss	net	avg	td	lg	avg/g
Nick Fitzgerald	12	177	1361	118	1243	7.0	14	74	103.6
Aeris Williams	12	125	667	11	656	5.2	4	36	54.7
Ashton Shumpert	12	54	268	13	255	4.7	1	27	21.2
Brandon Holloway	8	50	236	10	226	4.5	1	22	28.2
Malik Dear	11	16	127	6	121	7.6	1	45	11.0
Keith Mixon	12	25	119	13	106	4.2	0	15	8.8
Damian Williams	4	19	123	24	99	5.2	1	23	24.8
Nick Gibson	3	9	57	0	57	6.3	0	14	19.0
Fred Ross	12	2	46	7	39	19.5	0	46	3.2
Dontavian Lee	12	7	27	0	27	3.9	0	9	2.2
Logan Cooke	9	1	0	2	-2	-2.0	0	0	-0.2
TEAM	8	14	0	29	-29	-2.1	0	0	-3.6
Total	12	499	3031	233	2798	5.6	22	74	233.2
Opponents	12	450	2410	272	2138	4.8	17	83	178.2

Passing	gp	effic	comp-att-int	pct	yds	td	lg	avg/g
Nick Fitzgerald	12	126.69	183-335-10	54.6	2287	21	74	190.6
Damian Williams	4	131.41	31-46-0	67.4	272	2	27	68.0
Fred Ross	12	374.20	2-2-0	100.0	26	1	17	2.2
Nick Tiano	5	142.00	1-1-0	100.0	5	0	5	1.0
Total	12	128.58	217-384-10	56.5	2590	24	74	215.8
Opponents	12	143.00	269-441-13	61.0	3397	31	67	283.1

Receiving	gp	no.	yds	avg	td	lg	avg/g
Fred Ross	12	68	873	12.8	12	60	72.8
Donald Gray	12	39	691	17.7	5	74	57.6
Malik Dear	11	21	245	11.7	2	33	22.3
Keith Mixon	12	18	217	12.1	2	44	18.1
Brandon Holloway	8	14	92	6.6	0	19	11.5
Farrod Green	11	10	108	10.8	1	18	9.8
Jordan Thomas	11	9	48	5.3	1	13	4.4
Jamal Couch	10	8	113	14.1	0	26	11.3
Gabe Myles	12	8	63	7.9	0	31	5.2
Aeris Williams	12	6	21	3.5	0	8	1.8
Dedrick Thomas	10	5	44	8.8	1	15	4.4
Justin Johnson	12	4	26	6.5	0	18	2.2
Ashton Shumpert	12	3	28	9.3	0	17	2.3
Dontavian Lee	12	2	5	2.5	0	5	0.4
Nick Fitzgerald	12	1	9	9.0	0	9	0.8
Jesse Jackson	12	1	7	7.0	0	7	0.6
Total	12	217	2590	11.9	24	74	215.8
Opponents	12	269	3397	12.6	31	67	283.1

Punt Returns	no.	yds	avg	td	lg
Fred Ross	14	78	5.6	0	16
Donald Gray	2	10	5.0	0	9
J.T. Gray	1	-19	-19.0	0	0
Keith Mixon	1	0	0.0	0	0
Total	18	69	3.8	0	16
Opponents	9	133	14.8	1	93

Interceptions	no.	yds	avg	td	lg
Jamoral Graham	2	84	42.0	1	46
Jamal Peters	2	0	0.0	0	0
Mark McLaurin	2	27	13.5	0	27
Kivon Coman	2	14	7.0	0	16
Brandon Bryant	1	19	19.0	0	19
Cedric Jiles	1	74	74.0	1	74
Maurice Smitherman	1	29	29.0	0	30
DeAndre Ward	1	35	35.0	1	35
Johnathan Calvin	1	-3	-3.0	0	0
Total	13	279	21.5	3	74
Opponents	10	81	8.1	1	45

Kick Returns	no.	yds	avg	td	lg
Brandon Holloway	13	297	22.8	0	50
Keith Mixon	11	277	25.2	0	45
Malik Dear	10	126	12.6	0	23
Donald Gray	4	83	20.8	0	28
Farrod Green	1	12	12.0	0	12
Total	39	795	20.4	0	50
Opponents	41	803	19.6	0	39

Fumble Returns	no.	yds	avg	td	lg
Mark McLaurin	1	81	81.0	1	81
Total	1	81	81.0	1	81
Opponents	2	33	16.5	1	20

Mississippi State Football
Mississippi State Overall Individual Statistics (as of Nov 26, 2016)
All games

Scoring	td	fg	PAT				dpx	saf	pts
			kick	rush	rcv	pass			
Nick Fitzgerald	14	-	-	-	-	1-2	-	-	84
Westin Graves	-	10-18	46-47	-	-	-	-	-	76
Fred Ross	12	-	-	-	1	-	-	-	74
Donald Gray	5	-	-	-	-	-	-	-	30
Aeris Williams	4	-	-	-	-	-	-	-	24
Malik Dear	3	-	-	-	-	0-1	-	-	18
Keith Mixon	2	-	-	-	-	-	-	-	12
Deddrick Thomas	1	-	-	-	-	-	-	-	6
Damian Williams	1	-	-	-	-	-	-	-	6
Brandon Holloway	1	-	-	-	-	-	-	-	6
Ashton Shumpert	1	-	-	-	-	-	-	-	6
Jordan Thomas	1	-	-	-	-	-	-	-	6
DeAndre Ward	1	-	-	-	-	-	-	-	6
Jamoral Graham	1	-	-	-	-	-	-	-	6
Cedric Jiles	1	-	-	-	-	-	-	-	6
Farrod Green	1	-	-	-	-	-	-	-	6
Mark McLaurin	1	-	-	-	-	-	-	-	6
Total	50	10-18	46-47	-	1	1-3	-	-	378
Opponents	51	14-21	43-46	2-2	1	1-3	-	-	397

Total Offense	g	plays	rush	pass	total	avg/g
Nick Fitzgerald	12	512	1243	2287	3530	294.2
Aeris Williams	12	125	656	0	656	54.7
Damian Williams	4	65	99	272	371	92.8
Ashton Shumpert	12	54	255	0	255	21.2
Brandon Holloway	8	50	226	0	226	28.2
Malik Dear	11	16	121	0	121	11.0
Keith Mixon	12	25	106	0	106	8.8
Fred Ross	12	4	39	26	65	5.4
Nick Gibson	3	9	57	0	57	19.0
Dontavian Lee	12	7	27	0	27	2.2
Nick Tiano	5	1	0	5	5	1.0
Logan Cooke	9	1	-2	0	-2	-0.2
TEAM	8	14	-29	0	-29	-3.6
Total	12	883	2798	2590	5388	449.0
Opponents	12	891	2138	3397	5535	461.2

Field Goals	fg	pct.	01-19	20-29	30-39	40-49	50-99	lg	blk
Westin Graves	10-18	55.6	0-0	3-6	4-5	3-7	0-0	48	0
FG Sequence	Mississippi State								
South Alabama	(37),(48),46,28					37,25			
South Carolina	(27),(28)					55			
LSU	(41),(37)					(27)			
Massachusetts	(23),(30)					-			
Auburn	28					(25)			
BYU	42					42			
Kentucky	(36)					28,(46),(32),(32),(51)			
Samford	24					(32),(33)			
Texas A&M	32					27			
Alabama	47,(47)					(30),(28),(39)			
Arkansas	44					40,(34)			
Ole Miss	-					(24),(38)			

Punting	no.	yds	avg	lg	tb	fc	i20	50+	blk
Logan Cooke	40	1590	39.8	68	2	17	20	8	1
Kody Schexnayder	18	665	36.9	52	1	11	4	2	0
TEAM	1	28	28.0	28	0	0	0	0	0
Total	59	2283	38.7	68	3	28	24	10	1
Opponents	56	2460	43.9	66	2	24	16	12	0
Kickoffs	no.	yds	avg	tb	ob	retn	net	ydln	
Brad Wall	29	1784	61.5	8	2				
Logan Cooke	25	1583	63.3	14	1				
Westin Graves	14	806	57.6	0	1				
Total	68	4173	61.4	22	4	19.6	41.5	23	
Opponents	71	4316	60.8	30	2	20.4	39.0	25	

Numbers in (parentheses) indicate field goal was made.

Mississippi State Football
Mississippi State Overall Individual Statistics (as of Nov 26, 2016)
All games

All Purpose	g	rush	rcv	pr	kr	ir	total	avg/g
Nick Fitzgerald	12	1243	9	0	0	0	1252	104.3
Fred Ross	12	39	873	78	0	0	990	82.5
Donald Gray	12	0	691	10	83	0	784	65.3
Aeris Williams	12	656	21	0	0	0	677	56.4
Brandon Hollow	8	226	92	0	297	0	615	76.9
Keith Mixon	12	106	217	0	277	0	600	50.0
Malik Dear	11	121	245	0	126	0	492	44.7
Ashton Shumper	12	255	28	0	0	0	283	23.6
Farrod Green	11	0	108	0	12	0	120	10.9
Jamal Couch	10	0	113	0	0	0	113	11.3
Damian Williams	4	99	0	0	0	0	99	24.8
Jamoral Graham	12	0	0	0	0	84	84	7.0
Cedric Jiles	8	0	0	0	0	74	74	9.2
Gabe Myles	12	0	63	0	0	0	63	5.2
Nick Gibson	3	57	0	0	0	0	57	19.0
Jordan Thomas	11	0	48	0	0	0	48	4.4
Dedrick Thoma	10	0	44	0	0	0	44	4.4
DeAndre Ward	12	0	0	0	0	35	35	2.9
Dontavian Lee	12	27	5	0	0	0	32	2.7
Maurice Smither	9	0	0	0	0	29	29	3.2
Mark McLaurin	12	0	0	0	0	27	27	2.2
Justin Johnson	12	0	26	0	0	0	26	2.2
Brandon Bryant	12	0	0	0	0	19	19	1.6
Kivon Coman	9	0	0	0	0	14	14	1.6
Jesse Jackson	12	0	7	0	0	0	7	0.6
Logan Cooke	9	-2	0	0	0	0	-2	-0.2
Johnathan Calvi	12	0	0	0	0	-3	-3	-0.2
J.T. Gray	12	0	0	-19	0	0	-19	-1.6
TEAM	8	-29	0	0	0	0	-29	-3.6
Total	12	2798	2590	69	795	279	6531	544.2
Opponents	12	2138	3397	133	803	81	6552	546.0

Mississippi State Football
Mississippi State Overall Defensive Statistics (as of Nov 26, 2016)
All games

##	Defensive Leaders	gp	Tackles			tfl/yds	Sacks no-yds	Pass defense			Fumbles		blkd	
			ua	a	tot			int-yds	brup	qbh	rcv-yds	ff	kick	saf
39	Richie Brown	12	48	45	93	4.0-22	1.5-15	.	1	3	.	1	.	.
44	Leo Lewis	12	29	43	72	4.5-9	1.0-2	.	1
12	J.T. Gray	12	35	35	70	8.0-14	1.0-4	.	.	2
1	Brandon Bryant	12	32	24	56	1.0-2	.	1-19	2
1B	Kivon Coman	9	28	27	55	5.0-8	.	2-14	2
16	Johnathan Calvin	12	22	32	54	11.5-57	7.0-51	1--3	1	4	1-0	2	1	.
28	DeAndre Ward	12	29	24	53	4.0-9	1.0-5	1-35	1
41	Mark McLaurin	12	27	23	50	2.0-5	1.0-4	2-27	4	1	2-81	.	.	.
4	Gerri Green	12	16	25	41	0.5-2	.	.	1	.	1-0	.	.	.
98	Jeffery Simmons	11	12	26	38	3.5-8	.	.	2	4	.	2	.	.
46	Dez Harris	12	21	16	37	2.5-11	.	.	.	1	.	2	.	.
47	A.J. Jefferson	11	12	18	30	10.5-52	4.0-34	.	.	2	1-0	1	.	.
5J	Cedric Jiles	8	19	8	27	1.0-1	.	1-74	1
9	Jamoral Graham	12	19	6	25	0.5-2	.	2-84	5
94	Nelson Adams	12	12	13	25	2.5-11	2.5-11	.	2	1	.	.	1	.
25	Lashard Durr	12	15	9	24	0.5-1	.	.	1
3	Traver Jung	12	16	7	23	3.0-8	2.5-5	.	5	2	1-0	1	.	.
24	Chris Rayford	12	16	6	22
34	Cory Thomas	12	6	16	22	4.5-14	.	.	1	2
49	Torrey Dale	12	8	12	20	1.0-2	.	.	.	3	.	1	.	.
88	Nick James	11	4	13	17	1.5-5	1.0-2	.	1	3
42	Marquiss Spencer	11	9	8	17	3.0-12	1.0-9	.	.	1	1-0	.	.	.
2	Jamal Peters	11	10	5	15	1.0-2	.	2-0	1	.	.	1	.	.
43	Fletcher Adams	10	2	11	13	0.5-2
95	Braxton Hoyett	12	4	8	12	1.0-2	1-0	.	.	.
31	Maurice Smitherman	9	4	1	5	.	.	1-29
57	Will Coleman	7	2	3	5	1.0-9	1.0-9
32	Ashton Shumpert	12	2	3	5
90	Grant Harris	5	3	.	3
33	Dontavian Lee	12	1	2	3
26	Alec Murphy	4	.	3	3
27	Aeris Williams	12	.	3	3
30	Chris Stamps	9	1	1	2
51	Kelan Chairs	12	1	1	2
45	Josiah Phillips	12	1	1	2
86	Jesse Jackson	12	1	1	2
55	Martinas Rankin	12	.	2	2
82	Farrod Green	11	1	.	1
74	Elgton Jenkins	11	1	.	1
8	Fred Ross	12	1	.	1
62	Devon Desper	12	.	1	1
6	Donald Gray	12	1	.	1
Total		12	471	482	953	78-270	24-151	13-279	32	29	8-81	11	2	.
Opponents		12	458	538	996	64-230	18-117	10-81	49	30	6-33	9	1	.

Mississippi State Football
Mississippi State Team Game-by-Game (as of Nov 26, 2016)
All games

TEAM STATISTICS

Date	Opponent	Rushing				Receiving				Passing				Kick Returns				Punt Returns				tot off
		no.	yds	td	lg	no.	yds	td	lg	cmp	att	int	yds	td	lg	no.	yds	td	lg	no.	yds	
Sep 03	SOUTH ALABAMA	34	239	1	46	20	143	1	19	20-31-0	143	1	19	3	54	0	22	1	-19	0	0	382
Sep 10	SOUTH CAROLINA	45	290	0	74	20	195	3	31	20-30-1	195	3	31	1	14	0	14	4	37	0	16	485
Sep 17	at LSU	32	56	1	15	17	214	1	32	17-32-0	214	1	32	3	40	0	14	1	1	0	1	270
Sep 24	at Massachusetts	46	293	2	27	26	305	3	46	26-39-0	305	3	46	6	138	0	48	4	24	0	14	598
Oct 08	AUBURN	33	103	0	20	18	186	2	37	18-35-1	186	2	37	0	0	0	0	2	-3	0	0	289
Oct 14	at BYU	49	163	2	22	18	223	1	44	18-37-2	223	1	44	1	14	0	14	0	0	0	0	386
Oct 22	at Kentucky	39	281	3	45	13	81	1	22	13-21-1	81	1	22	4	104	0	45	1	4	0	4	362
Oct 29	SAMFORD	46	252	2	22	20	417	5	74	20-35-2	417	5	74	2	39	0	23	1	5	0	5	669
Nov 05	TEXAS A&M	58	365	3	74	18	209	2	60	18-31-2	209	2	60	1	27	0	27	2	10	0	9	574
Nov 12	at Alabama	35	94	0	24	16	180	0	41	16-43-1	180	0	41	4	104	0	50	2	10	0	10	274
Nov 19	ARKANSAS	35	205	4	58	23	328	2	43	23-33-0	328	2	43	10	178	0	30	0	0	0	0	533
Nov 26	at Ole Miss	47	457	4	70	8	109	3	38	8-17-0	109	3	38	4	83	0	37	0	0	0	0	566
Mississippi State		499	2798	22	74	217	2590	24	74	217-384-10	2590	24	74	39	795	0	50	18	69	0	16	5388
		450	2138	17	83	269	3397	31	67	269-441-13	3397	31	67	41	803	0	39	9	133	1	93	5535

Games: 12 • Avg/rush: 5.6 • Avg/catch: 11.9 • Pass effic: 128.58 • KR avg: 20.4 • PR avg: 3.8 • All purpose avg/game: 544.2 • Total offense avg/gm: 449.0

Date	Opponent	Tackles				Sacks	Fumble		Pass Defense			blkd	PAT Attempts			off			
		ua	a	total	tfl-yds	no-yds	ff	fr-yds	int-yds	qbh	brup	kick	kick	rush	rcv	saf	t/o	pts	
Sep 03	SOUTH ALABAMA	49	23	72	11.0-41	3.0-22	0	0-0	0-0	1	3	0	2-2	0	0	0	0	0	20
Sep 10	SOUTH CAROLINA	50	25	75	11.0-46	4.0-33	1	1-0	1-0	6	3	0	3-3	0	0	0	0	0	27
Sep 17	at LSU	27	60	87	5.0-12	0.0-0	2	1-0	0-0	0	1	1	2-2	0	0	0	0	0	20
Sep 24	at Massachusetts	30	46	76	6.0-22	2.0-15	0	0-0	3-33	0	5	0	5-5	0	0	0	0	7	47
Oct 08	AUBURN	31	70	101	3.0-13	2.0-10	2	1-0	1-16	0	1	0	2-2	0	0	0	0	14	
Oct 14	at BYU	48	24	72	7.0-24	2.0-11	2	1-0	1-27	0	3	0	3-3	0	0	0	0	21	
Oct 22	at Kentucky	42	34	76	5.0-13	1.0-7	2	2-81	0-0	1	3	0	5-5	0	0	0	14	38	
Oct 29	SAMFORD	41	66	107	7.0-35	3.0-25	0	0-0	3-83	10	5	1	8-8	0	0	0	7	56	
Nov 05	TEXAS A&M	28	36	64	5.0-16	3.0-11	1	1-0	1-0	5	2	0	5-5	0	0	0	0	35	
Nov 12	at Alabama	46	22	68	6.0-12	1.0-1	1	1-0	1-46	2	1	0	0-0	0	0	0	0	3	
Nov 19	ARKANSAS	30	52	82	5.0-14	0.0-0	0	0-0	0-0	3	1	0	4-4	0	1	0	0	42	
Nov 26	at Ole Miss	49	24	73	7.0-22	3.0-16	0	0-0	2-74	1	4	0	7-8	0	0	0	14	55	
Mississippi State		471	482	953	78.0-270	24.5-151	11	8-81	13-279	29	32	2	46-47	0	1	0	42	378	
		458	538	996	64.0-230	17.5-110	9	6-33	10-81	30	49	1	43-46	2	1	0	24	397	

Date	Opponent	Punting							Field Goals			Kickoffs						
		no.	yds	avg	long	blkd	tb	fc	50+	i20	md-att	long	blkd	no.	yds	avg	tb	ob
Sep 03	SOUTH ALABAMA	4	161	40.2	57	1	0	1	1	3	2-4	48	0	5	325	65.0	5	0
Sep 10	SOUTH CAROLINA	4	198	49.5	68	0	1	2	1	3	2-2	28	0	5	322	64.4	2	0
Sep 17	at LSU	7	271	38.7	55	0	0	2	1	5	2-2	41	0	4	253	63.2	0	0
Sep 24	at Massachusetts	5	170	34.0	51	0	0	2	1	4	2-2	30	0	9	537	59.7	0	0
Oct 08	AUBURN	5	204	40.8	59	0	0	2	1	1	0-1	0	0	3	186	62.0	1	0
Oct 14	at BYU	5	184	36.8	51	0	0	1	1	1	0-1	0	0	3	191	63.7	2	0
Oct 22	at Kentucky	6	226	37.7	41	0	0	5	0	1	1-1	36	0	7	451	64.4	4	0
Oct 29	SAMFORD	3	116	38.7	58	0	1	1	1	1	0-1	0	0	9	533	59.2	2	1
Nov 05	TEXAS A&M	6	252	42.0	56	0	1	2	2	2	0-1	0	0	6	359	59.8	2	1
Nov 12	at Alabama	7	210	30.0	40	0	0	4	0	2	1-2	47	0	2	120	60.0	1	1
Nov 19	ARKANSAS	4	151	37.8	41	0	0	3	0	0	0-1	0	0	6	321	53.5	1	1
Nov 26	at Ole Miss	3	140	46.7	50	0	0	3	1	1	0-0	0	0	9	575	63.9	2	0
Mississippi State		59	2283	38.7	68	1	3	28	10	24	10-18	48	0	68	4173	61.4	22	4
		56	2460	43.9	66	0	2	24	12	16	14-21	51	0	71	4316	60.8	30	2

Mississippi State Football
Mississippi State Opponent Game-by-Game (as of Nov 26, 2016)
All games

OPPONENT STATISTICS

Date	Opponent	Rushing				Receiving				Passing				Kick Returns				Punt Returns				tot off		
		no.	yds	td	lg	no.	yds	td	lg	cmp	att	int	yds	td	lg	no.	yds	td	lg	no.	yds		td	lg
Sep 03	SOUTH ALABAMA	29	94	1	37	24	285	2	37	24	34	0	285	2	37	0	0	0	0	0	0	0	0	379
Sep 10	SOUTH CAROLINA	31	34	0	11	20	209	2	24	20	39	1	209	2	24	3	62	0	26	0	0	0	0	243
Sep 17	at LSU	39	177	2	25	19	215	1	37	19	32	0	215	1	37	4	87	0	29	2	9	0	6	392
Sep 24	at Massachusetts	28	138	1	83	24	273	4	31	24	41	3	273	4	31	9	182	0	28	1	1	0	1	411
Oct 08	AUBURN	56	228	3	29	14	204	1	42	14	18	1	204	1	42	2	37	0	19	1	-4	0	0	432
Oct 14	at BYU	47	146	1	12	16	165	3	25	16	28	1	165	3	25	1	12	0	12	1	15	0	15	311
Oct 22	at Kentucky	44	262	1	35	17	292	2	44	17	33	0	292	2	44	3	77	0	39	1	-3	0	0	554
Oct 29	SAMFORD	34	159	1	68	42	468	4	58	42	70	3	468	4	58	5	96	0	26	0	0	0	0	627
Nov 05	TEXAS A&M	32	117	1	19	16	265	2	54	16	31	1	265	2	54	3	34	0	23	1	93	1	93	382
Nov 12	at Alabama	31	218	1	60	31	397	5	67	31	41	1	397	5	67	0	0	0	0	1	1	0	1	615
Nov 19	ARKANSAS	41	357	5	72	19	304	3	34	19	26	0	304	3	34	4	70	0	28	1	21	0	21	661
Nov 26	at Ole Miss	38	208	0	29	27	320	2	25	27	48	2	320	2	25	7	146	0	30	0	0	0	0	528
Opponents		450	2138	17	83	269	3397	31	67	269	441	13	3397	31	67	41	803	0	39	9	133	1	93	5535
		499	2798	22	74	217	2590	24	74	217	384	10	2590	24	74	39	795	0	50	18	69	0	16	5388

Games: 12 • Avg/rush: 4.8 • Avg/catch: 12.6 • Pass effic: 143.00 • KR avg: 19.6 • PR avg: 14.8 • All purpose avg/game: 546.0 • Total offense avg/gm: 461.2

Date	Opponent	Tackles				Sacks no-yds	Fumble		Pass Defense			blkd kick	PAT Attempts			off			
		ua	a	total	tfl-yds		ff	fr-yds	int-yds	qbh	brup		kick	rush	rcv	saf	t/o	pts	
Sep 03	SOUTH ALABAMA	54	23	77	4.0-14	1.0-8	1	0-0	0-0	3	3	1	3-3	0	0	0	0	0	21
Sep 10	SOUTH CAROLINA	66	31	97	7.0-13	0.0-0	1	0-0	1-16	2	3	0	2-2	0	0	0	0	0	14
Sep 17	at LSU	26	46	72	8.0-38	6.0-30	1	1-0	0-0	1	6	0	2-3	0	0	0	0	0	23
Sep 24	at Massachusetts	38	64	102	5.0-21	1.0-8	1	1-20	0-0	0	4	0	5-5	0	0	0	0	0	35
Oct 08	AUBURN	27	42	69	6.0-26	3.0-21	2	2-13	1-0	3	8	0	5-5	0	0	0	14	38	
Oct 14	at BYU	52	26	78	9.0-26	2.0-9	0	0-0	2-10	1	6	0	4-4	0	0	0	0	28	
Oct 22	at Kentucky	37	30	67	5.0-18	0.0-0	0	0-0	1-45	1	2	0	2-2	0	1	0	7	40	
Oct 29	SAMFORD	23	76	99	5.0-9	1.0-2	1	1-0	2-1	4	1	0	3-4	1	0	0	3	41	
Nov 05	TEXAS A&M	39	66	105	4.0-11	0.0-0	0	0-0	2-0	0	4	0	4-4	0	0	0	0	28	
Nov 12	at Alabama	39	38	77	8.0-38	3.0-29	1	0-0	1-9	12	7	0	6-6	0	0	0	0	51	
Nov 19	ARKANSAS	29	60	89	2.0-13	0.0-0	0	0-0	0-0	1	3	0	5-6	1	0	0	0	58	
Nov 26	at Ole Miss	28	36	64	1.0-3	1.0-3	1	1-0	0-0	2	2	0	2-2	0	0	0	0	20	
Opponents		458	538	996	64.0-230	17.5-110	9	6-33	10-81	30	49	1	43-46	2	1	0	24	397	
		471	482	953	78.0-270	24.5-151	11	8-81	13-279	29	32	2	46-47	0	1	0	42	378	

Date	Opponent	Punting										Field Goals			Kickoffs			
		no.	yds	avg	long	blkd	tb	fc	50+	i20	md-att	long	blkd	no.	yds	avg	tb	ob
Sep 03	SOUTH ALABAMA	5	194	38.8	46	0	0	3	0	0	0-2	0	0	4	225	56.2	0	1
Sep 10	SOUTH CAROLINA	7	344	49.1	66	0	0	2	2	2	0-1	0	0	2	117	58.5	1	0
Sep 17	at LSU	5	246	49.2	65	0	0	3	2	1	1-1	27	0	5	306	61.2	1	1
Sep 24	at Massachusetts	5	213	42.6	54	0	0	0	1	1	0-0	0	0	6	321	53.5	0	0
Oct 08	AUBURN	4	147	36.8	41	0	0	2	0	2	1-1	25	0	7	440	62.9	7	0
Oct 14	at BYU	6	286	47.7	62	0	0	3	2	4	0-1	0	0	3	193	64.3	2	0
Oct 22	at Kentucky	3	103	34.3	37	0	0	2	0	1	4-5	51	0	8	491	61.4	4	0
Oct 29	SAMFORD	6	227	37.8	45	0	0	4	0	2	2-2	33	0	8	510	63.8	6	0
Nov 05	TEXAS A&M	8	364	45.5	59	0	0	4	1	2	0-1	0	0	4	245	61.2	3	0
Nov 12	at Alabama	3	154	51.3	62	0	1	0	2	1	3-3	39	0	9	579	64.3	5	0
Nov 19	ARKANSAS	0	0	0.0	0	0	0	0	0	0	1-2	34	0	10	582	58.2	0	0
Nov 26	at Ole Miss	4	182	45.5	54	0	1	1	2	0	2-2	38	0	5	307	61.4	1	0
Opponents		56	2460	43.9	66	0	2	24	12	16	14-21	51	0	71	4316	60.8	30	2
		59	2283	38.7	68	1	3	28	10	24	10-18	48	0	68	4173	61.4	22	4

Mississippi State Football
Mississippi State Game Superlatives (as of Nov 26, 2016)
All games

INDIVIDUAL GAME HIGHS

Rushes	25	Aeris Williams at Ole Miss (Nov 26, 2016)
Yards Rushing	258	Nick Fitzgerald at Ole Miss (Nov 26, 2016)
TD Rushes	4	Nick Fitzgerald vs Arkansas (Nov 19, 2016)
Long Rush	74	Nick Fitzgerald vs South Carolina (Sep 10, 2016)
	74	Nick Fitzgerald vs Texas A&M (Nov 05, 2016)
Pass attempts	39	Nick Fitzgerald at Massachusetts (Sep 24, 2016)
Pass completions	26	Nick Fitzgerald at Massachusetts (Sep 24, 2016)
Yards Passing	417	Nick Fitzgerald vs Samford (Oct 29, 2016)
TD Passes	5	Nick Fitzgerald vs Samford (Oct 29, 2016)
Long Pass	74	Nick Fitzgerald vs Samford (Oct 29, 2016)
Receptions	10	Fred Ross vs Arkansas (Nov 19, 2016)
Yards Receiving	207	Donald Gray vs Samford (Oct 29, 2016)
TD Receptions	3	Donald Gray vs Samford (Oct 29, 2016)
Long Reception	74	Donald Gray vs Samford (Oct 29, 2016)
Field Goals	2	Westin Graves vs South Alabama (Sep 03, 2016)
	2	Westin Graves vs South Carolina (Sep 10, 2016)
	2	Westin Graves at LSU (Sep 17, 2016)
	2	Westin Graves at Massachusetts (Sep 24, 2016)
Long Field Goal	48	Westin Graves vs South Alabama (Sep 03, 2016)
Punts	7	Logan Cooke at LSU (Sep 17, 2016)
	7	Kody Schexnayder at Alabama (Nov 12, 2016)
Punting Avg	49.5	Logan Cooke vs South Carolina (Sep 10, 2016)
Long Punt	68	Logan Cooke vs South Carolina (Sep 10, 2016)
Punts inside 20	5	Logan Cooke at LSU (Sep 17, 2016)
Long Punt Return	16	Fred Ross vs South Carolina (Sep 10, 2016)
Long Kickoff Return	50	Brandon Holloway at Alabama (Nov 12, 2016)
Tackles	15	Kivon Coman vs Arkansas (Nov 19, 2016)
Sacks	2.0	A.J. Jefferson vs South Alabama (Sep 03, 2016)
	2.0	Johnathan Calvin at Ole Miss (Nov 26, 2016)
Tackles For Loss	4.0	A.J. Jefferson vs South Alabama (Sep 03, 2016)
Interceptions	1	Jamal Peters vs South Carolina (Sep 10, 2016)
	1	Kivon Coman at Massachusetts (Sep 24, 2016)
	1	Jamoral Graham at Massachusetts (Sep 24, 2016)
	1	Johnathan Calvin at Massachusetts (Sep 24, 2016)
	1	Kivon Coman vs Auburn (Oct 08, 2016)
	1	Mark McLaurin at BYU (Oct 14, 2016)
	1	Brandon Bryant vs Samford (Oct 29, 2016)
	1	DeAndre Ward vs Samford (Oct 29, 2016)
	1	Maurice Smitherman vs Samford (Oct 29, 2016)
	1	Mark McLaurin vs Texas A&M (Nov 05, 2016)
	1	Jamoral Graham at Alabama (Nov 12, 2016)
	1	Jamal Peters at Ole Miss (Nov 26, 2016)
	1	Cedric Jiles at Ole Miss (Nov 26, 2016)

Mississippi State Football
Mississippi State Game Superlatives (as of Nov 26, 2016)
All games

TEAM GAME HIGHS

Rushes	58	vs Texas A&M (Nov 05, 2016)
Yards Rushing	457	at Ole Miss (Nov 26, 2016)
Yards Per Rush	9.7	at Ole Miss (Nov 26, 2016)
TD Rushes	4	vs Arkansas (Nov 19, 2016)
	4	at Ole Miss (Nov 26, 2016)
Pass attempts	43	at Alabama (Nov 12, 2016)
Pass completions	26	at Massachusetts (Sep 24, 2016)
Yards Passing	417	vs Samford (Oct 29, 2016)
Yards Per Pass	11.9	vs Samford (Oct 29, 2016)
TD Passes	5	vs Samford (Oct 29, 2016)
Total Plays	89	vs Texas A&M (Nov 05, 2016)
Total Offense	669	vs Samford (Oct 29, 2016)
Yards Per Play	8.8	at Ole Miss (Nov 26, 2016)
Points	56	vs Samford (Oct 29, 2016)
Sacks By	4	vs South Carolina (Sep 10, 2016)
First Downs	31	at Massachusetts (Sep 24, 2016)
Penalties	9	at Massachusetts (Sep 24, 2016)
Penalty Yards	90	at Massachusetts (Sep 24, 2016)
Turnovers	3	vs Auburn (Oct 08, 2016)
	3	vs Samford (Oct 29, 2016)
Interceptions By	3	at Massachusetts (Sep 24, 2016)
	3	vs Samford (Oct 29, 2016)
Punts	7	at LSU (Sep 17, 2016)
	7	at Alabama (Nov 12, 2016)
Punting Avg	49.5	vs South Carolina (Sep 10, 2016)
Long Punt	68	vs South Carolina (Sep 10, 2016)
Punts inside 20	5	at LSU (Sep 17, 2016)
Long Punt Return	16	vs South Carolina (Sep 10, 2016)

Mississippi State Football
Mississippi State Game Superlatives (as of Nov 26, 2016)
All games

OPPONENT INDIVIDUAL GAME HIGHS

Rushes	39	Kamryn Pettway, vs Auburn (Oct 08, 2016)
Yards Rushing	205	R. Williams, vs Arkansas (Nov 19, 2016)
TD Rushes	4	R. Williams, vs Arkansas (Nov 19, 2016)
Long Rush	83	Young, M., at Massachusetts (Sep 24, 2016)
Pass attempts	69	Devlin Hodges, vs Samford (Oct 29, 2016)
Pass completions	42	Devlin Hodges, vs Samford (Oct 29, 2016)
Yards Passing	468	Devlin Hodges, vs Samford (Oct 29, 2016)
TD Passes	4	Ford, A., at Massachusetts (Sep 24, 2016)
	4	Devlin Hodges, vs Samford (Oct 29, 2016)
	4	Jalen Hurts, at Alabama (Nov 12, 2016)
Long Pass	67	Jalen Hurts, at Alabama (Nov 12, 2016)
Receptions	14	Karel Hamilton, vs Samford (Oct 29, 2016)
Yards Receiving	213	Karel Hamilton, vs Samford (Oct 29, 2016)
TD Receptions	3	A. Stewart, at Alabama (Nov 12, 2016)
Long Reception	67	A. Stewart, at Alabama (Nov 12, 2016)
Field Goals	4	A. MacGinnis, at Kentucky (Oct 22, 2016)
Long Field Goal	51	A. MacGinnis, at Kentucky (Oct 22, 2016)
Punts	8	Shane Tripucka, vs Texas A&M (Nov 05, 2016)
Punting Avg	52.0	Will Gleeson, at Ole Miss (Nov 26, 2016)
Long Punt	66	Sean Kelly, vs South Carolina (Sep 10, 2016)
Punts inside 20	4	LINEHAN, Jonny, at BYU (Oct 14, 2016)
Long Punt Return	93	Christian Kirk, vs Texas A&M (Nov 05, 2016)
Long Kickoff Return	39	Jeff Badet, at Kentucky (Oct 22, 2016)
Tackles	16	BERNARD, Franci, at BYU (Oct 14, 2016)
Sacks	2.0	Arden Key, at LSU (Sep 17, 2016)
	2.0	Carl Lawson, vs Auburn (Oct 08, 2016)
Tackles For Loss	2.5	Arden Key, at LSU (Sep 17, 2016)
	2.5	TAUTU, Sae, at BYU (Oct 14, 2016)
Interceptions	1	T.J. Holloman, vs South Carolina (Sep 10, 2016)
	1	Stephen Roberts, vs Auburn (Oct 08, 2016)
	1	NACUA, Kai, at BYU (Oct 14, 2016)
	1	HANNEMANN, Mica, at BYU (Oct 14, 2016)
	1	Marcus McWilson, at Kentucky (Oct 22, 2016)
	1	R. Donaldson, vs Samford (Oct 29, 2016)
	1	Jamond Glass, vs Samford (Oct 29, 2016)
	1	Nick Harvey, vs Texas A&M (Nov 05, 2016)
	1	Donovan Wilson, vs Texas A&M (Nov 05, 2016)
	1	Tony Brown, at Alabama (Nov 12, 2016)

Mississippi State Football
Mississippi State Game Superlatives (as of Nov 26, 2016)
All games

OPPONENT TEAM GAME HIGHS

Rushes	56	vs Auburn (Oct 08, 2016)
Yards Rushing	357	vs Arkansas (Nov 19, 2016)
Yards Per Rush	8.7	vs Arkansas (Nov 19, 2016)
TD Rushes	5	vs Arkansas (Nov 19, 2016)
Pass attempts	70	vs Samford (Oct 29, 2016)
Pass completions	42	vs Samford (Oct 29, 2016)
Yards Passing	468	vs Samford (Oct 29, 2016)
Yards Per Pass	11.7	vs Arkansas (Nov 19, 2016)
TD Passes	5	at Alabama (Nov 12, 2016)
Total Plays	104	vs Samford (Oct 29, 2016)
Total Offense	661	vs Arkansas (Nov 19, 2016)
Yards Per Play	9.9	vs Arkansas (Nov 19, 2016)
Points	58	vs Arkansas (Nov 19, 2016)
Sacks By	6	at LSU (Sep 17, 2016)
First Downs	31	at Ole Miss (Nov 26, 2016)
Penalties	9	at BYU (Oct 14, 2016)
	9	vs Samford (Oct 29, 2016)
Penalty Yards	84	at BYU (Oct 14, 2016)
Turnovers	3	at Massachusetts (Sep 24, 2016)
	3	vs Samford (Oct 29, 2016)
Interceptions By	2	at BYU (Oct 14, 2016)
	2	vs Samford (Oct 29, 2016)
	2	vs Texas A&M (Nov 05, 2016)
Punts	8	vs Texas A&M (Nov 05, 2016)
Punting Avg	51.3	at Alabama (Nov 12, 2016)
Long Punt	66	vs South Carolina (Sep 10, 2016)
Punts inside 20	4	at BYU (Oct 14, 2016)
Long Punt Return	93	vs Texas A&M (Nov 05, 2016)

Mississippi State Football
Mississippi State Red-Zone Results (as of Nov 26, 2016)
All games

Mississippi State Inside Opponent Red-Zone

Date	Opponent	Score	Times In RZ	Times Scored	Total Pts	Rush TDs	Pass TDs	FGs Made	Failed to score inside RZ						
									FGA	Down	Int	Fumb	Half	Game	
Sep 03, 2016	SOUTH ALABAMA	L 20-21	4	3	17	2	1	1	1	1	0	0	0	0	0
Sep 10, 2016	SOUTH CAROLINA	W 27-14	8	5	27	3	0	3	2	0	1	1	0	1	0
Sep 17, 2016	at LSU	L 20-23	4	4	20	2	1	1	2	0	0	0	0	0	0
Sep 24, 2016	at Massachusetts	W 47-35	6	6	33	4	2	2	2	0	0	0	0	0	0
Oct 08, 2016	AUBURN	L 14-38	3	1	7	1	0	1	0	1	0	1	0	0	0
Oct 14, 2016	at BYU	L 21-28	3	2	14	2	2	0	0	0	1	0	0	0	0
Oct 22, 2016	at Kentucky	L 38-40	3	3	17	2	1	1	1	0	0	0	0	0	0
Oct 29, 2016	SAMFORD	W 56-41	5	3	21	3	2	1	0	1	1	0	0	0	0
Nov 05, 2016	TEXAS A&M	W 35-28	6	3	21	3	2	1	0	1	0	2	0	0	0
Nov 12, 2016	at Alabama	L 3-51	1	1	3	0	0	0	1	0	0	0	0	0	0
Nov 19, 2016	ARKANSAS	L 42-58	4	4	28	4	3	1	0	0	0	0	0	0	0
Nov 26, 2016	at Ole Miss	W 55-20	4	4	27	4	3	1	0	0	0	0	0	0	0
Totals			51	39	235	30	17	13	9	4	3	4	0	1	0
39 of 51 (76.5%)															

Opponents Inside Mississippi State Red-Zone

Date	Opponent	Score	Times In RZ	Times Scored	Total Pts	Rush TDs	Pass TDs	FGs Made	Failed to score inside RZ						
									FGA	Down	Int	Fumb	Half	Game	
Sep 03, 2016	SOUTH ALABAMA	L 20-21	5	3	21	3	1	2	0	2	0	0	0	0	0
Sep 10, 2016	SOUTH CAROLINA	W 27-14	2	2	14	2	0	2	0	0	0	0	0	0	0
Sep 17, 2016	at LSU	L 20-23	3	2	10	1	1	0	1	0	0	0	0	1	0
Sep 24, 2016	at Massachusetts	W 47-35	4	3	21	3	0	3	0	0	1	0	0	0	0
Oct 08, 2016	AUBURN	L 14-38	5	5	31	4	3	1	1	0	0	0	0	0	0
Oct 14, 2016	at BYU	L 21-28	3	3	21	3	1	2	0	0	0	0	0	0	0
Oct 22, 2016	at Kentucky	L 38-40	4	2	6	0	0	0	2	1	0	0	1	0	0
Oct 29, 2016	SAMFORD	W 56-41	6	5	28	3	1	2	2	0	1	0	0	0	0
Nov 05, 2016	TEXAS A&M	W 35-28	3	2	14	2	1	1	0	1	0	0	0	0	0
Nov 12, 2016	at Alabama	L 3-51	7	7	41	5	1	4	2	0	0	0	0	0	0
Nov 19, 2016	ARKANSAS	L 42-58	6	6	37	5	2	3	1	0	0	0	0	0	0
Nov 26, 2016	at Ole Miss	W 55-20	5	3	13	1	0	1	2	0	1	1	0	0	0
Totals			53	43	257	32	11	21	11	4	3	1	1	1	0
43 of 53 (81.1%)															

Mississippi State Football
Mississippi State By-Quarter Statistics (as of Nov 26, 2016)
All games

3rd-Down Conversions

Date	Opponent	Score	Overall		1st Qtr		2nd Qtr		3rd Qtr		4th Qtr		Overtime	
Sep 03, 2016	SOUTH ALABAMA	L 20-21	2-9	22.2	0-2	0.0	1-2	50.0	0-2	0.0	1-3	33.3		
Sep 10, 2016	SOUTH CAROLINA	W 27-14	6-14	42.9	1-2	50.0	3-4	75.0	0-3	0.0	2-5	40.0		
Sep 17, 2016	at LSU	L 20-23	1-14	7.1	0-3	0.0	1-3	33.3	0-5	0.0	0-3	0.0		
Sep 24, 2016	at Massachusetts	W 47-35	6-15	40.0	1-6	16.7	3-5	60.0	1-2	50.0	1-2	50.0		
Oct 08, 2016	AUBURN	L 14-38	6-16	37.5	0-2	0.0	2-6	33.3	4-6	66.7	0-2	0.0		
Oct 14, 2016	at BYU	L 21-28	8-19	42.1	1-3	33.3	4-7	57.1	0-2	0.0	2-5	40.0	1-2	50.0
Oct 22, 2016	at Kentucky	L 38-40	4-12	33.3	0-3	0.0	0-2	0.0	2-3	66.7	2-4	50.0		
Oct 29, 2016	SAMFORD	W 56-41	7-15	46.7	4-5	80.0	0-4	0.0	3-4	75.0	0-2	0.0		
Nov 05, 2016	TEXAS A&M	W 35-28	11-18	61.1	2-2	100.0	6-8	75.0	0-3	0.0	3-5	60.0		
Nov 12, 2016	at Alabama	L 3-51	7-20	35.0	1-4	25.0	2-6	33.3	1-5	20.0	3-5	60.0		
Nov 19, 2016	ARKANSAS	L 42-58	5-13	38.5	3-5	60.0	1-4	25.0	0-1	0.0	1-3	33.3		
Nov 26, 2016	at Ole Miss	W 55-20	8-13	61.5	0-1	0.0	2-3	66.7	2-4	50.0	4-5	80.0		
Mississippi State			71-178	39.9	13-38	34.2	25-54	46.3	13-40	32.5	19-44	43.2	1-2	50.0
Opponents			75-181	41.4	20-50	40.0	20-47	42.6	14-39	35.9	20-44	45.5	1-1	100.0

4th-Down Conversions

Date	Opponent	Score	Overall		1st Qtr		2nd Qtr		3rd Qtr		4th Qtr		Overtime	
Sep 03, 2016	SOUTH ALABAMA	L 20-21	0-0	0.0	0-0	0.0	0-0	0.0	0-0	0.0	0-0	0.0		
Sep 10, 2016	SOUTH CAROLINA	W 27-14	0-2	0.0	0-1	0.0	0-0	0.0	0-1	0.0	0-0	0.0		
Sep 17, 2016	at LSU	L 20-23	3-4	75.0	0-0	0.0	0-0	0.0	2-2	100.0	1-2	50.0		
Sep 24, 2016	at Massachusetts	W 47-35	2-2	100.0	1-1	100.0	1-1	100.0	0-0	0.0	0-0	0.0		
Oct 08, 2016	AUBURN	L 14-38	2-3	66.7	0-0	0.0	0-0	0.0	0-0	0.0	2-3	66.7		
Oct 14, 2016	at BYU	L 21-28	1-3	33.3	0-0	0.0	1-1	100.0	0-0	0.0	0-1	0.0	0-1	0.0
Oct 22, 2016	at Kentucky	L 38-40	0-0	0.0	0-0	0.0	0-0	0.0	0-0	0.0	0-0	0.0		
Oct 29, 2016	SAMFORD	W 56-41	1-3	33.3	0-0	0.0	0-2	0.0	0-0	0.0	1-1	100.0		
Nov 05, 2016	TEXAS A&M	W 35-28	0-0	0.0	0-0	0.0	0-0	0.0	0-0	0.0	0-0	0.0		
Nov 12, 2016	at Alabama	L 3-51	0-4	0.0	0-1	0.0	0-1	0.0	0-0	0.0	0-2	0.0		
Nov 19, 2016	ARKANSAS	L 42-58	4-4	100.0	1-1	100.0	0-0	0.0	1-1	100.0	2-2	100.0		
Nov 26, 2016	at Ole Miss	W 55-20	1-1	100.0	0-0	0.0	0-0	0.0	1-1	100.0	0-0	0.0		
Mississippi State			14-26	53.8	2-4	50.0	2-5	40.0	4-5	80.0	6-11	54.5	0-1	0.0
Opponents			18-25	72.0	3-3	100.0	3-4	75.0	3-6	50.0	9-12	75.0	0-0	0.0

Time of Possession

Date	Opponent	Score	Overall	1st Qtr	2nd Qtr	3rd Qtr	4th Qtr	Overtime
Sep 03, 2016	SOUTH ALABAMA	L 20-21	23:19	4:51	5:52	5:59	6:37	
Sep 10, 2016	SOUTH CAROLINA	W 27-14	29:55	4:54	9:11	5:15	10:35	
Sep 17, 2016	at LSU	L 20-23	27:16	5:47	5:43	10:37	5:09	
Sep 24, 2016	at Massachusetts	W 47-35	32:23	11:02	7:52	6:40	6:49	
Oct 08, 2016	AUBURN	L 14-38	26:38	5:03	6:27	10:07	5:01	
Oct 14, 2016	at BYU	L 21-28	29:02	5:34	8:08	5:04	10:16	0:00
Oct 22, 2016	at Kentucky	L 38-40	27:07	5:58	5:50	8:39	6:40	
Oct 29, 2016	SAMFORD	W 56-41	29:19	8:21	5:50	8:05	7:03	
Nov 05, 2016	TEXAS A&M	W 35-28	37:13	5:10	12:16	7:52	11:55	
Nov 12, 2016	at Alabama	L 3-51	32:38	7:53	8:37	9:08	7:00	
Nov 19, 2016	ARKANSAS	L 42-58	26:47	9:00	6:45	4:56	6:06	
Nov 26, 2016	at Ole Miss	W 55-20	28:37	4:48	6:39	6:40	10:30	
Mississippi State			Total	78:21	89:10	89:02	93:41	0:00
			Avg.	6:31	7:25	7:25	7:48	0:00
Opponents			Total	101:39	90:50	90:58	86:19	0:00
			Avg.	8:28	7:34	7:34	7:11	0:00



FLETCHER ADAMS

DEFENSIVE LINE
6-2 • 274 • Fr-RS
Brandon, Miss.
(Brandon)

43

2016 HIGHLIGHTS

- Posted a break out game on Homecoming against Samford (10/29), picking up five tackles with one for a loss.

CAREER STATS

YEAR	G/GS	TT	UT	AT	TFL-YDS	SCK-YDS	FF/FR	PBU	INT-YD
2016	10/0	13	2	11	0.5-2	0.0-0	0/0	0	0-0
TOTALS	10/0	13	2	11	0.5-2	0/0-0	0/0	0	0-0

2016 GAME-BY-GAME

OPPONENT	TT	UT	AT	TFL-YDS	SCK-YDS	FF/FR	PBU	INT-YD
South Alabama	1	0	1	0.0-0	0.0-0	0/0	0	0-0
South Carolina at LSU	1	1	0	0.0-0	0.0-0	0/0	0	0-0
at UMass	1	0	1	0.0-0	0.0-0	0/0	0	0-0
Auburn	1	0	1	0.0-0	0.0-0	0/0	0	0-0
at BYU	0	0	0	0.0-0	0.0-0	0/0	0	0-0
at Kentucky				--DNP--				
Samford	5	0	5	0.5-2	0.0-0	0/0	0	0-0
Texas A&M at Alabama	1	0	1	0.0-0	0.0-0	0/0	0	0-0
Arkansas	0	0	0	0.0-0	0.0-0	0/0	0	0-0
at Ole Miss	1	0	1	0.0-0	0.0-0	0/0	0	0-0
TOTALS	13	2	11	0.5-2	0.0-0	0/0	0	0-0



NELSON ADAMS

DEFENSIVE LINE
6-3 • 305 • Sr.-3L
Brandon, Miss.
(Brandon)

94

Graduate

2016 HIGHLIGHTS

- Picked up four total tackles and a quarterback hurry against South Carolina (9/10).
- Tallied his first sack of the season at UMass (9/24). He also added another two tackles.
- Blocked a PAT and picked up an assisted sack against Samford (10/29).
- Had a season-high five tackles at Arkansas (11/19).

CAREER STATS

YEAR	G/GS	TT	UT	AT	TFL-YDS	SCK-YDS	FF/FR	PBU	INT-YD
2013	13/0	11	3	8	1.5-1	0.0-0	0/0	0	0-0
2014	13/0	19	6	13	2.0-9	1.5-9	0/0	1	0-0
2015	13/3	25	6	19	1.0-3	0.0-0	0/1	1	0-0
2016	12/12	25	12	13	2.5-11	2.5-11	0/0	2	0-0
TOTALS	51/15	80	27	53	8.0-24	4.0-20	0/1	4	0-0

2016 GAME-BY-GAME

OPPONENT	TT	UT	AT	TFL-YDS	SCK-YDS	FF/FR	PBU	INT-YD
South Alabama*	3	3	0	0.0-0	0.0-0	0/0	1	0-0
South Carolina*	4	2	2	0.0-0	0.0-0	0/0	0	0-0
at LSU*	0	0	0	0.0-0	0.0-0	0/0	0	0-0
at UMass*	2	2	0	1.0-6	1.0-6	0/0	0	0-0
Auburn*	2	1	1	1.0-1	1.0-1	0/0	0	0-0
at BYU*	0	0	0	0.0-0	0.0-0	0/0	1	0-0
at Kentucky*	3	1	2	0.0-0	0.0-0	0/0	0	0-0
Samford*	2	1	1	0.5-4	0.5-4	0/0	0	0-0
Texas A&M*	3	1	2	0.0-0	0.0-0	0/0	0	0-0
at Alabama*	0	0	0	0.0-0	0.0-0	0/0	0	0-0
Arkansas*	5	1	4	0.0-0	0.0-0	0/0	0	0-0
at Ole Miss*	1	0	1	0.0-0	0.0-0	0/0	0	0-0
TOTALS	25	12	13	2.5-11	2.5-11	0/0	2	0-0



RICHIE BROWN

LINEBACKER
6-2 • 240 • Sr.-3L
Long Beach, Miss.
(Long Beach)

39

Graduate

2016 HIGHLIGHTS

- Has recorded three double digit tackles this season, while doing so 10 times total throughout his illustrious Bulldog career.
- Seven tackles shy of becoming the first Bulldog to amass 100+ tackles in back-to-back seasons since former Cowboy Cameron Lawrence (2011-12).
- Recorded 10 total tackles with two behind the line of scrimmage for a loss of 16 yards against South Carolina (9/10).
- Posted a career-high 14 tackles against Auburn (10/18), the most by a Bulldog since Nov. 10, 2012.
- Recorded the 10th double-digit tackle performance of his career as a Bulldog against Samford (10/29).

CAREER STATS

YEAR	G/GS	TT	UT	AT	TFL-YDS	SCK-YDS	FF/FR	PBU	INT-YD
2013	13/0	38	16	22	3.0-15	2.0-13	0/0	0	1-5
2014	13/0	50	24	26	1.0-1	0.0-0	0/1	3	3-54
2015	13/13	109	51	58	13.0-61	6.5-45	0/0	2	1-3
2016	12/12	93	48	45	4.0-22	1.5-15	1/0	1	0-0
TOTALS	51/25	290	139	151	21.0-99	10.5-73	1/1	6	5-62

2016 GAME-BY-GAME

OPPONENT	TT	UT	AT	TFL-YDS	SCK-YDS	FF/FR	PBU	INT-YD
South Alabama*	6	3	3	0.0-0	0.0	0/0	0	0-0
South Carolina*	10	6	4	2.0-16	1.0-14	0/0	0	0-0
at LSU*	6	3	3	0.5-2	0.0-0	0/0	0	0-0
at UMass*	6	2	4	0.0-0	0.0-0	0/0	0	0-0
Auburn*	14	7	7	0.0-0	0.0-0	1/0	0	0-0
at BYU*	9	8	1	0.0-0	0.0-0	0/0	1	0-0
at Kentucky*	4	1	3	0.0-0	0.0-0	0/0	0	0-0
Samford*	13	5	8	0.0-0	0.0-0	0/0	0	0-0
Texas A&M*	8	5	3	1.0-3	0.0-0	0/0	0	0-0
at Alabama*	6	4	2	0.5-1	0.5-1	0/0	0	0-0
Arkansas*	7	2	5	0.0-0	0.0-0	0/0	0	0-0
at Ole Miss*	4	2	2	0.0-0	0.0-0	0/0	0	0-0
TOTALS	93	48	45	4.0-22	1.5-15	1/0	1	0-0



BRANDON BRYANT

SAFETY

5-11 • 205 • So.-1L

Tunica, Miss.

(Rosa Fort)

1

2016 HIGHLIGHTS

- Has picked up 56 tackles in 2016, with 32 of those coming unassisted.
- Recorded five tackles at LSU (9/17).
- Picked up a season-high nine tackles at UMass (9/24).
- Recorded another nine tackles against Auburn (10/8).
- Snagged his first interception since 12/30/15 and the fourth of his career against Samford (10/29).

CAREER STATS

YEAR	G/GS	TT	UT	AT	TFL-YDS	SCK-YDS	FF/FR	PBU	INT-YD
2015	13/8	63	46	17	2.0-19	1.5-17	1/0	3	3-73
2016	12/9	56	32	24	1.0-2	0.0-0	0/0	2	1-19
TOTALS	25/17	118	78	41	3.0-21	1.5-17	1/0	4	4-73

2016 GAME-BY-GAME

OPPONENT	TT	UT	AT	TFL-YDS	SCK-YDS	FF/FR	PBU	INT-YD
South Alabama*	2	2	0	0.0-0	0.0-0	0/0	0	0-0
South Carolina*	2	2	0	0.0-0	0.0-0	0/0	1	0-0
at LSU*	5	2	3	0.0-0	0.0-0	0/0	0	0-0
at UMass*	9	5	4	0.0-0	0.0-0	0/0	0	0-0
Auburn*	9	5	4	0.0-0	0.0-0	0/0	0	0-0
at BYU*	2	1	1	0.0-0	0.0-0	0/0	0	0-0
at Kentucky*	4	2	2	0.0-0	0.0-0	0/0	0	0-0
Samford*	7	2	5	0.0-0	0.0-0	0/0	1	1-19
Texas A&M	2	0	2	0.0-0	0.0-0	0/0	0	0-0
at Alabama	5	5	0	0.0-0	0.0-0	0/0	0	0-0
Arkansas	4	3	1	0.0-0	0.0-0	0/0	0	0-0
at Ole Miss*	5	3	2	1.0-2	0.0-0	0/0	0	0-0
TOTALS	56	32	24	0.0-0	0.0-0	0/0	2	1-19



JOHNATHAN CALVIN

DEFENSIVE LINE

6-3 • 272 • Sr.-1L

Jackson, Miss.

(Copiah-Lincoln CC)

16

Graduate

2016 HIGHLIGHTS

- Leads the team with 11.5 tackles for loss and seven sacks in 2016.
- Had a season-high nine tackles, including two behind the line of scrimmage, at UMass (9/24). He also snagged the first interception of his career.
- Forced a fumble and picked up a seven-yard sack at Kentucky (10/22). He also added two tackles behind the line of scrimmage.
- Picked up a career-high 1.5 sacks, with two total tackles for loss against Samford (10/29).
- Forced a fumble and picked up a sack in the Bulldogs win against No. 4 Texas A&M.
- Had a career-game in MSU's dominant Egg Bowl victory (11/26), recording two sacks for a loss of 14 yards.

CAREER STATS

YEAR	G/GS	TT	UT	AT	TFL-YDS	SCK-YDS	FF/FR	PBU	INT-YD
2015	13/1	27	12	15	5.5-14	1.5-5	0/0	0	0-0
2016	12/10	54	22	32	11.5-57	7.0-51	2/1	1	1--3
TOTALS	25/11	81	34	47	17.0-71	8.5-56	2/1	1	1--3

2016 GAME-BY-GAME

OPPONENT	TT	UT	AT	TFL-YDS	SCK-YDS	FF/FR	PBU	INT-YD
South Alabama*	3	1	2	0.0-0	0.0-0	0/0	0	0-0
South Carolina*	4	2	2	1.0-9	1.0-9	0/1	0	0-0
at LSU*	3	2	1	1.0-2	0.0-0	0/0	0	0-0
at UMass*	9	2	7	2.0-6	0.5-4	0/0	0	1--3
Auburn*	7	2	5	0.0-0	0.0-0	0/0	0	0-0
at BYU*	6	4	2	0.0-0	0.0-0	0/0	0	0-0
at Kentucky*	7	3	4	2.0-8	1.0-7	1/0	1	0-0
Samford*	7	6	1	2.0-13	1.5-12	0/0	0	0-0
Texas A&M	2	2	0	1.0-5	1.0-5	1/0	0	0-0
at Alabama*	2	1	1	0.0-0	0.0-0	0/0	0	0-0
Arkansas*	1	0	1	0.0-0	0.0-0	0/0	0	0-0
at Ole Miss	3	2	1	2.5-14	2.0-14	0/0	0	0-0
TOTALS	54	22	32	11.5-57	7.0-51	2/1	1	1--3



WILL COLEMAN

DEFENSIVE LINE

6-5 • 250 • Sr.-1L

Tyler, Texas
(Tyler JC)

57 Graduate

2016 HIGHLIGHTS

- Made his 2016 debut on the road at BYU (10/14) after missing the first five games due to a back injury.
- Picked up a nine-yard sack on the road at BYU (10/14), the first of his career.

CAREER STATS

YEAR	G/GS	TT	UT	AT	TFL-YDS	SCK-YDS	FF/FR	PBU	INT-YD
2015	13/0	15	7	8	2.5-3	0.0-0	0/0	1	0-0
2016	7/0	5	2	3	1.0-9	1.0-9	0/0	0	0-0
TOTALS	20/0	20	9	11	3.5-12	1.0-9	0/0	1	0-0

2016 GAME-BY-GAME

OPPONENT	TT	UT	AT	TFL-YDS	SCK-YDS	FF/FR	PBU	INT-YD
South Alabama				--DNP--				
South Carolina				--DNP--				
at LSU				--DNP--				
at UMass				--DNP--				
Auburn				--DNP--				
at BYU	0	0	0	0.0-0	0.0-0	0/0	0	0-0
at Kentucky	1	0	1	0.0-0	0.0-0	0/0	0	0-0
Samford	1	1	0	1.0-9	1.0-9	0/0	0	0-0
Texas A&M	0	0	0	0.0-0	0.0-0	0/0	0	0-0
at Alabama	1	1	0	0.0-0	0.0-0	0/0	0	0-0
Arkansas	2	0	2	0.0-0	0.0-0	0/0	0	0-0
at Ole Miss	0	0	0	0.0-0	0.0-0	0/0	1	0-0
TOTALS	5	2	3	1.0-9	1.0-9	0/0	1	0-0



KIVON COMAN

SAFETY

6-3 • 205 • Sr.-3L

Sheffield, Ala.
(Hargrave Military Academy)

11 Graduate

2016 HIGHLIGHTS

- Exploded on to the scene after missing time during the middle of the season due to injury, accounting for 23 tackles over the last two games.
- Made six tackles against South Alabama (9/3), including a career-high two tackles for loss.
- Picked up seven tackles at LSU (9/17).
- Grabbed his first interception of the season at UMass (9/24).
- Snagged another interception against Auburn (10/8) and ran it back 16 yards.
- Had a career-high 15 tackles against Arkansas (11/19).
- Posted one of his best games of the season in MSU's dominant Egg Bowl victory (11/26), picking up eight tackles including one and a half behind the line of scrimmage.

CAREER STATS

YEAR	G/GS	TT	UT	AT	TFL-YDS	SCK-YDS	FF/FR	PBU	INT-YD
2013	13/0	15	13	2	1.0-1	0.0-0	0/0	0	0-0
2014	13/0	39	22	17	1.0-1	0.0-0	0/0	6	0-0
2015	13/13	76	39	37	4.0-17	0.5-3	0/0	7	1-0
2016	9/9	55	28	27	5.0-8	0.0-0	0/0	2	2-14
TOTALS	48/22	185	102	83	11.0-27	0.5-3	0/0	15	3-14

2016 GAME-BY-GAME

OPPONENT	TT	UT	AT	TFL-YDS	SCK-YDS	FF/FR	PBU	INT-YD
South Alabama*	6	5	1	2.0-4	0.0-0	0/0	1	0-0
South Carolina*	4	2	2	0.0-0	0.0-0	0/0	0	0-0
at LSU*	7	3	4	0.0-0	0.0-0	0/0	0	0-0
at UMass*	3	1	2	0.0-0	0.0-0	0/0	0	1--2
Auburn*	8	2	6	0.5-1	0.0-0	0/0	0	1-16
at BYU				--DNP--				
at Kentucky				--DNP--				
Samford				--DNP--				
Texas A&M*	1	0	1	0.0-0	0.0-0	0/0	0	0-0
at Alabama*	3	3	0	1.0-1	0.0-0	0/0	0	0-0
Arkansas*	15	7	8	0.0-0	0.0-0	0/0	0	0-0
at Ole Miss*	8	5	3	1.5-2	0.0-0	0/0	1	0-0
TOTALS	55	28	27	5.0-8	0.0-0	0/0	2	2-14



LOGAN COOKE

PUNTER / KICKER
6-5 • 224 • Jr.-2L
Darbun, Miss.
(Columbia Academy)

43

2016 HIGHLIGHTS

- Blasted a 57-yard punt against South Alabama (9/3) and placed all three punts inside the 20 yard line.
- Had the best game by a punter in the Dan Mullen era, booting four punts for a career-best 49.5 average, including a career-long 68-yarder in the third quarter.
- Punted seven times at LSU (9/17), pinning them inside the 20 yard line five times.
- Missed the previous three games due to a knee injury.

CAREER PUNTING STATS

YEAR	G	NO.	YARDS	LG	AVG	I20	50+
2014	9	10	414	51	41.4	2	1
2015	13	44	1856	65	42.2	16	12
2016	9	40	1590	68	39.8	20	8
TOTALS	30	94	3860	68	41.1	38	21

CAREER KICKOFF STATS

YEAR	G	NO.	YARDS	AVG	TB
2014	9	54	3334	61.7	15
2015	13	4	197	49.2	2
2016	5	25	1583	64.5	14
TOTALS	27	83	5114	61.6	31



TORREY DALE

DEFENSIVE LINE
6-6 • 277 • Sr.-2L
Kenner, La.
(John Curtis)

49

🎓 Graduate

2016 HIGHLIGHTS

- Had a career-high four tackles and his first forced fumble against Auburn (10/8).

CAREER STATS

YEAR	G/GS	TT	UT	AT	TFL-YDS	SCK-YDS	FF/FR	PBU	INT-YD
2013	2/0	2	2	0	0.0-0	0.0-0	0/0	0	0-0
2014	11/0	4	2	2	1.0-4	1.0-4	0/0	1	0-0
2015	13/0	9	6	3	0.5-1	0.0-0	0/0	1	0-0
2016	12/2	20	8	12	1.0-2	0.0-0	1/0	0	0-0
TOTALS	38/2	35	18	17	2.5-3	1.0-4	1/0	2	0-0

2016 GAME-BY-GAME

OPPONENT	TT	UT	AT	TFL-YDS	SCK-YDS	FF/FR	PBU	INT-YD
South Alabama*	2	2	0	0.0-0	0.0-0	0/0	0	0-0
South Carolina	1	0	1	0.0-0	0.0-0	0/0	0	0-0
at LSU	3	0	3	0.0-0	0.0-0	0/0	0	0-0
at UMass	1	0	1	0.0-0	0.0-0	0/0	0	0-0
Auburn	4	2	2	0.0-0	0.0-0	1/0	0	0-0
at BYU	0	0	0	0.0-0	0.0-0	0/0	0	0-0
at Kentucky	0	0	0	0.0-0	0.0-0	0/0	0	0-0
Samford*	2	1	1	0.0-0	0.0-0	0/0	0	0-0
Texas A&M	1	1	0	0.0-0	0.0-0	0/0	0	0-0
at Alabama	3	1	2	1.0-2	0.0-0	0/0	0	0-0
Arkansas	1	0	1	0.0-0	0.0-0	0/0	0	0-0
at Ole Miss	2	1	1	0.0-0	0.0-0	0/0	0	0-0
TOTALS	18	7	11	1.0-2	0.0-0	1/0	0	0-0



MALIK DEAR

WIDE RECEIVER
5-9 • 220 • So.-1L
Jackson, Miss.
(Murrah)

22

2016 HIGHLIGHTS

- Has caught a pass in nine straight games, posting 245 yards during that stretch.
- Made his first career start at LSU (9/17).
- Grabbed four receptions for 41 yards at UMass (9/24).
- Had a career-high 77 yards on the ground at Kentucky, including a 45 yard touchdown run.
- His 61 receiving yards against Samford (10/29) were a career high. He also grabbed his first receiving touchdown of the season.
- Collected his third-career receiving touchdown in the Egg Bowl series with a 24-yard strike from Nick Fitzgerald (11/26).

CAREER RECEIVING STATS

YEAR	G/S	NO.	YDS	AVG.	TD
2015	11/0	22	217	9.9	2
2016	11/8	21	245	11.7	2
TOTALS	22/8	43	462	10.7	4

CAREER RUSHING STATS

YEAR	G/S	NO.	YDS	AVG.	TD
2015	11/0	11	110	10.0	1
2016	11/8	16	121	7.6	1
TOTALS	22/8	27	231	8.6	2

2016 RECEIVING GAME-BY-GAME

YEAR	NO.	YDS	AVG.	TD
South Alabama		--DNP--		
South Carolina	0	0	0.0	0
at LSU*	0	0	0.0	0
at UMass	4	41	10.3	0
Auburn	3	32	10.7	0
at BYU*	3	36	12.0	0
at Kentucky*	1	-1	-1.0	0
Samford*	4	61	15.3	1
Texas A&M*	2	10	5.0	0
at Alabama*	1	22	22.0	0
Arkansas*	2	20	10.0	0
at Ole Miss*	1	24	24.0	1
TOTALS	21	245	11.7	2

2016 RUSHING GAME-BY-GAME

YEAR	NO.	YDS	AVG.	TD
South Alabama		--DNP--		
South Carolina	0	0	0.0	0
at LSU*	0	0	0.0	0
at UMass	0	0	0.0	0
Auburn	1	-1	-1.0	0
at BYU*	3	17	5.7	0
at Kentucky*	5	77	15.4	1
Samford*	1	1	1.0	0
Texas A&M*	3	14	4.7	0
at Alabama*	2	3	1.5	0
Arkansas*	1	10	10.0	0
at Ole Miss*	0	0	0.0	0
TOTALS	16	121	7.6	1



LASHARD DURR

CORNERBACK

5-11 • 197 • Jr.-JC

Gulfport, Miss.

(Copiah-Lincoln CC)

25

2016 HIGHLIGHTS

- Tallied three total tackles, including two unassisted against South Alabama (9/3) in first-career start.
- Had the first tackle for loss of his career at LSU (9/17). He tied a season-high with three tackles.
- Posted a career-best fives tackles against Samford (10/29).

CAREER STATS

YEAR	G/GS	TT	UT	AT	TFL-YDS	SCK-YDS	FF/FR	PBU	INT-YD
2016	12/6	24	15	9	0.5-1	0.0-0	0/0	1	0-0
TOTALS	12/6	24	15	9	0.5-1	0.0-0	0/0	1	0-0

2016 GAME-BY-GAME

OPPONENT	TT	UT	AT	TFL-YDS	SCK-YDS	FF/FR	PBU	INT-YD
South Alabama*	3	2	1	0.0-0	0.0-0	0/0	0	0-0
South Carolina*	0	0	0	0.0-0	0.0-0	0/0	0	0-0
at LSU*	3	2	1	0.5-1	0.0-0	0/0	0	0-0
at UMass*	3	2	1	0.0-0	0.0-0	0/0	0	0-0
Auburn	1	0	1	0.0-0	0.0-0	0/0	0	0-0
at BYU*	0	0	0	0.0-0	0.0-0	0/0	0	0-0
at Kentucky	1	1	0	0.0-0	0.0-0	0/0	0	0-0
Samford	5	3	2	0.0-0	0.0-0	0/0	0	0-0
Texas A&M	3	2	1	0.0-0	0.0-0	0/0	0	0-0
at Alabama	2	2	0	0.0-0	0.0-0	0/0	0	0-0
Arkansas	2	1	1	0.0-0	0.0-0	0/0	0	0-0
at Ole Miss*	1	0	1	0.0-0	0.0-0	0/0	0	0-0
TOTALS	21	14	7	0.5-1	0.0-0	0/0	0	0-0



NICK FITZGERALD

QUARTERBACK

6-5 • 230 • So.-1L

Richmond Hill, Ga.

(Richmond Hill)

7

SEC CO-OFFENSIVE PLAYER OF THE WEEK (Nov. 7, 2016)

SEC CO-OFFENSIVE PLAYER OF THE WEEK (Nov. 28, 2016)

2016 HIGHLIGHTS

- Led the SEC with 3,530 yards of total offense during the regular season and finished tied for first with 14 rushing touchdowns.
- Became the first SEC QB with three 300 passing / 100 rushing yard games in a season since Johnny Manziel in his Heisman-winning 2012 season. Fitzgerald's most recent came against Arkansas (11/19), tossing for 328 yards, rushing for 131 and totaling six touchdowns. Over his last six games, Fitzgerald has accounted for 25 touchdowns and 2,101 total yards.
- Set an MSU quarterback-record with 195 yards on the ground against South Carolina (9/10). Also added 178 yards through the air with two touchdowns.
- Became the second quarterback in MSU history to pass for 300 yards and rush for 100 in a single game at UMass (9/24).
- Against Samford (10/29), he became the second player in SEC history to record over 530 yards of total offense and seven touchdowns (Dak Prescott, 2015). He also became just the third player in SEC history to toss for 400 yards and rush for 100 in a single game (Archie Manning, 1969; Johnny Manziel, 2012). His 536 total yards of offense were the second most in school history; the most by an SEC player this season and the seventh-highest in the history of the Southeastern Conference. His seven touchdowns accounted for tied the MSU and SEC record for most in a single game.
- In the Bulldogs' upset win against No. 4 Texas A&M (11/5), he became the third SEC signal caller in the past 20 years to pass for 200+ yards and rush for 175+, joining Heisman winners Johnny Manziel and Cam Newton. He earned SEC Co-Offensive Player of the Week honors for his efforts.
- Broke the MSU single-game rushing record by a player at any position with 258 yards at Ole Miss (11/26). It was the highest rushing total by an FBS QB since 2014. His 18.4 yards per carry against the Rebels was the second highest total by an SEC player in history (min 10 carries). Became just the fifth quarterback in SEC history to rush for over 1,000 yards in a single season. Fitzgerald's 1,243 yards thus far in 2016 are the third most by a signal caller in SEC history; just behind Heisman Trophy winners Johnny Manziel and Cam Newton. With 148 yards, Fitzgerald can break the MSU single-season rushing record set by tailback Anthony Dixon in 2009 (1,391 yards). Fitzgerald currently has 75 fewer carries.

CAREER PASSING STATS

YEAR	G/GS	CMP	ATT	TD	PCT	YDS	INT
2015	8/0	11	14	3	.786	235	0
2016	12/12	183	335	21	.546	2287	10
TOTALS	20/12	194	349	24	.556	2522	10

CAREER RUSHING STATS

YEAR	G/GS	NO.	YDS	AVG.	TD
2015	8/0	23	127	5.5	3
2016	12/12	177	1243	7.0	14
TOTALS	20/12	200	1370	6.9	17

2016 GAME-BY-GAME

OPPONENT	Passing					Rushing			
	CMP	ATT	INT	PCT	YDS	TD	RSH	YDS	TD
South Alabama*	0	3	0	.000	0	0	2	11	0
South Carolina*	19	29	1	.655	178	2	17	195	0
at LSU*	12	24	0	.500	120	0	13	13	0
at UMass*	26	39	0	.805	305	3	15	110	0
Auburn*	17	34	1	.500	181	2	17	61	0
at BYU*	17	36	2	.472	214	1	16	41	2
at Kentucky*	13	21	1	.619	81	1	16	107	2
Samford*	20	35	2	.571	417	5	19	119	2
Texas A&M*	18	31	2	.580	209	2	20	182	2
at Alabama*	10	33	1	.303	145	0	11	15	0
Arkansas*	23	33	0	.697	328	2	17	131	4
at Ole Miss*	8	17	0	.471	109	3	14	258	2
TOTALS	183	335	10	.546	2287	21	177	1243	14



JAMORAL GRAHAM

CORNERBACK
5-10 • 183 • Jr.-2L
Decatur, Miss.
(Newton County)

9

2016 HIGHLIGHTS

- Recorded six solo tackles against South Alabama (9/3) in first-career start.
- Picked up his first tackle for loss of the season at LSU (9/17). Also had a pass break up and four tackles.
- Grabbed the first interception of his career at UMass (9/24) and took it 38 yards to the house for a touchdown.
- Grabbed his second-career interception at Alabama (11/12), returning it 46 yards.

CAREER STATS

YEAR	G/GS	TT	UT	AT	TFL-YDS	SCK-YDS	FF/FR	PBU	INT-YD
2014	9/0	0	0	0	0.0-0	0.0-0	0/0	0	0-0
2015	12/0	21	18	3	1.0-1	0.0-0	0/0	0	0-0
2016	12/6	25	19	6	0.5-2	0.0-0	0/0	5	2-84
TOTALS	32/6	45	37	9	1.5-3	0.0-0	0/0	5	2-84

2016 GAME-BY-GAME

OPPONENT	TT	UT	AT	TFL-YDS	SCK-YDS	FF/FR	PBU	INT-YD
South Alabama*	6	6	0	0.0-0	0.0-0	0/0	1	0-0
South Carolina*	4	4	0	0.0-0	0.0-0	0/0	0	0-0
at LSU*	4	3	1	0.5-2	0.0-0	0/0	1	0-0
at UMass*	3	2	1	0.0-0	0.0-0	0/0	2	1-38
Auburn*	1	0	1	0.0-0	0.0-0	0/0	0	0-0
at BYU	0	0	0	0.0-0	0.0-0	0/0	0	0-0
at Kentucky*	0	0	0	0.0-0	0.0-0	0/0	0	0-0
Samford*	1	1	0	0.0-0	0.0-0	0/0	1	0-0
Texas A&M	1	0	1	0.0-0	0.0-0	0/0	0	0-0
at Alabama	3	2	1	0.0-0	0.0-0	0/0	0	1-46
Arkansas*	2	1	1	0.0-0	0.0-0	0/0	0	0-0
at Ole Miss	0	0	0	0.0-0	0.0-0	0/0	0	0-0
TOTALS	25	19	6	0.5-2	0.0-0	0/0	5	2-84



WESTIN GRAVES

KICKER
6-0 • 163 • Jr.-1L
Flowood, Miss.
(Jackson Prep)

25

2016 HIGHLIGHTS

- Has hit double-digit field goals in back-to-back seasons, becoming the first Bulldog to do so since Derek DePasquale (2010-11)
- Nailed a career-long 48-yard field goal against South Alabama (9/3).
- Tied a career-high with two made field goals at LSU (9/17).

CAREER STATS

YEAR	G	PAT/ATT	PCT.	FG/ATT	PCT.	PTS
2014	4	4/5	.800	0/1	.000	4
2015	13	52/54	.963	15/18	.833	97
2016	12	46/47	.979	10/18	.588	76
TOTALS	29	102/106	.962	25/37	.676	177

FIELD GOAL BREAKDOWN

YEAR	1-19	20-29	30-39	40-49	50+	LG	BLK
2014	0-0	0-0	0-0	0-1	0-0	N/A	0
2015	0-0	5-6	7-7	3-4	0-1	44	0
2016	0-0	3-6	4-5	3-7	0-0	48	0
TOTALS	0-0	8-12	11-12	6-12	0-1	48	0



DONALD GRAY

WIDE RECEIVER
5-10 • 193 • Jr.-1L
Memphis, Tenn.
(Copiah-Lincoln CC)

6

Graduate

2016 HIGHLIGHTS

- Has caught at least two passes in 10 of 12 games in 2016, including five straight games.
- Picked up five receptions for 71 yards, including a 17-yard touchdown catch against South Carolina (9/10).
- Had 86 yards receiving on three catches at LSU (9/17).
- Grabbed a career-high eight catches for 79 yards at UMass (9/24).
- Tied the MSU single-game record for touchdown catches with three against Samford (10/29). His 207 receiving yards were a career-high and the most by a Bulldog since Jameon Lewis had 220 against Rice on Dec. 31, 2015.
- Surpassed 1,000 career receiving yards against Arkansas (11/19).
- Grabbed his fifth touchdown reception of the year in MSU's dominant 35-point Egg Bowl victory (11/16).

CAREER RECEIVING STATS

YEAR	G/S	NO.	YDS	AVG.	TD
2015	13/0	21	386	18.4	2
2016	12/12	39	691	17.7	5
TOTALS	25/12	60	1077	18.0	7

2016 RECEIVING GAME-BY-GAME

YEAR	NO.	YDS	AVG.	TD
South Alabama*	2	22	11	0
South Carolina*	5	71	14.2	1
at LSU*	3	86	29.7	0
at UMass*	8	79	9.9	0
Auburn*	0	0	0.0	0
at BYU*	2	17	8.5	0
at Kentucky*	1	-3	-3.0	0
Samford*	4	207	51.8	3
Texas A&M*	2	32	16.0	0
at Alabama*	3	76	25.3	0
Arkansas*	7	92	13.1	1
at Ole Miss*	2	12	6.0	1
TOTALS	39	691	17.7	5



J.T. GRAY

LINEBACKER
6-0 • 197 • Jr.-2L
Clarksdale, Miss.
(Clarksdale)

12

2016 HIGHLIGHTS

- Stands third on the team with 8.0 tackles for loss and 70 total tackles.
- Made his first-career start against South Alabama (9/3), recording eight tackles, including a sack for a loss of four yards.
- Recorded eight total tackles against South Carolina (9/10).
- Posted 1.5 tackles for loss at LSU (9/17) to lead MSU. Also tied a career-high with eight tackles.
- His two tackles for loss against Arkansas (11/19) were a career high.
- Had the most unassisted tackles of his career in MSU's blowout road victory at Ole Miss (11/26).

CAREER STATS

YEAR	G/GS	TT	UT	AT	TFL-YDS	SCK-YDS	FF/FR	PBU	INT-YD
2014	6/0	9	4	5	0.0-0	0.0-0	0/0	0	0-0
2015	13/0	65	27	38	3.5-14	1.5-9	0/0	0	0-0
2016	12/10	70	35	35	8.0-14	1.0-4	0/0	0	0-0
TOTALS	31/10	136	62	73	11.5-28	2.5-13	0/0	0	0-0

2016 GAME-BY-GAME

OPPONENT	TT	UT	AT	TFL-YDS	SCK-YDS	FF/FR	PBU	INT-YD
South Alabama*	8	5	3	1.0-4	1.0-4	0/0	0	0-0
South Carolina*	8	3	5	0.0-0	0.0-0	0/0	0	0-0
at LSU*	8	3	5	1.5-1	0.0-0	0/0	0	0-0
at UMass	1	1	0	0.0-0	0.0-0	0/0	0	0-0
Auburn*	8	1	7	0.0-0	0.0-0	0/0	0	0-0
at BYU*	5	3	2	1.0-1	0.0-0	0/0	0	0-0
at Kentucky*	6	3	3	1.0-1	0.0-0	0/0	0	0-0
Samford*	7	3	4	0.0-0	0.0-0	0/0	0	0-0
Texas A&M*	2	0	2	0.0-0	0.0-0	0/0	0	0-0
at Alabama	4	2	2	1.0-1	0.0-0	0/0	0	0-0
Arkansas*	5	4	1	2.0-5	0.0-0	0/0	0	0-0
at Ole Miss*	8	7	1	0.5-1	0.0-0	0/0	0	0-0
TOTALS	70	35	35	8.0-14	1.0-4	0/0	0	0-0



FARROD GREEN

TIGHT END
6-3 • 232 • Fr.-RS
Wesson, Miss.
(Wesson Attendance Center)

82

2016 HIGHLIGHTS

- Grabbed his first-career touchdown at UMass (9/24). He recorded three catches for 38 yards.
- Made the first start of his career against Auburn (10/8).
- Posted a career-high 42 yards receiving against Samford (10/29).

CAREER RECEIVING STATS

YEAR	G/S	NO.	YDS	AVG.	TD
2016	11/7	10	108	10.8	1
TOTALS	11/7	10	108	10.8	1

2016 RECEIVING GAME-BY-GAME

YEAR	NO.	YDS	AVG.	TD
South Alabama	0	0	0.0	0
South Carolina	0	0	0.0	0
at LSU	0	0	0.0	0
at UMass	3	38	12.7	1
Auburn*	1	5	5.0	0
at BYU*	0	0	0.0	0
at Kentucky*	1	5	5.0	0
Samford*	3	42	14.0	0
Texas A&M*	0	0	0.0	0
at Alabama*	2	18	9.0	0
Arkansas*	0	0	0.0	0
at Ole Miss		--DNP--		
TOTALS	10	108	10.8	1



GERRI GREEN

LINEBACKER
6-4 • 243 • So.-1L
Greenville, Miss.
(Greenville Weston)

4

2016 HIGHLIGHTS

- Recorded four tackles and a pass breakup against South Carolina (9/10).
- Recovered a fumble and posted five tackles at LSU (9/17).
- Posted a team-high eight tackles at Kentucky (10/22).

CAREER STATS

YEAR	G/GS	TT	UT	AT	TFL-YDS	SCK-YDS	FF/FR	PBU	INT-YD
2015	13/1	49	20	29	2.5-9	0.0-0	0/0	1	2-0
2016	12/0	41	16	25	0.5-2	0.0-0	0/1	1	0-0
TOTALS	25/1	90	36	54	3.0-11	0.0-0	0/1	2	2-0

2016 GAME-BY-GAME

OPPONENT	TT	UT	AT	TFL-YDS	SCK-YDS	FF/FR	PBU	INT-YD
South Alabama	1	0	1	0.0-0	0.0-0	0/0	0	0-0
South Carolina	4	2	2	0.0-0	0.0-0	0/0	1	0-0
at LSU	5	1	4	0.5-2	0.0-0	0/1	0	0-0
at UMass	4	2	2	0.0-0	0.0-0	0/0	0	0-0
Auburn	2	1	1	0.0-0	0.0-0	0/0	0	0-0
at BYU	2	0	2	0.0-0	0.0-0	0/0	0	0-0
at Kentucky	8	5	3	0.0-0	0.0-0	0/0	0	0-0
Samford	0	0	0	0.0-0	0.0-0	0/0	0	0-0
Texas A&M	3	1	2	0.0-0	0.0-0	0/0	0	0-0
at Alabama	3	2	1	0.0-0	0.0-0	0/0	0	0-0
Arkansas	6	2	4	0.0-0	0.0-0	0/0	0	0-0
at Ole Miss	3	0	3	0.0-0	0.0-0	0/0	0	0-0
TOTALS	41	14	25	0.5-2	0.0-0	0/1	1	0-0



DEZ HARRIS

LINEBACKER
6-4 • 236 • Jr.-2L
Bessemer, Ala.
(McAdory)

46

2016 HIGHLIGHTS

- Recorded a solo tackle against South Alabama (9/3).
- Made one unassisted tackle against South Carolina (9/10).
- Forced Leonard Fournette to fumble twice in the second half at LSU (9/17). Also had a career-high five tackles.

CAREER STATS

YEAR	G/GS	TT	UT	AT	TFL-YDS	SCK-YDS	FF/FR	PBU	INT-YD
2014	6/0	10	6	4	0.0-0	0.0-0	0/0	0	0-0
2015	7/0	9	3	6	0.0-0	0.0-0	0/0	0	0-0
2016	12/0	37	21	16	2.5-11	0.0-0	2/0	0	0-0
TOTALS	25/0	56	30	26	2.5-11	0.0-0	2/0	0	0-0

2016 GAME-BY-GAME

OPPONENT	TT	UT	AT	TFL-YDS	SCK-YDS	FF/FR	PBU	INT-YD
South Alabama	1	1	0	0.0-0	0.0-0	0/0	0	0-0
South Carolina	1	1	0	0.0-0	0.0-0	0/0	0	0-0
at LSU	5	4	1	0.0-0	0.0-0	2/0	0	0-0
at UMass	2	0	2	0.0-0	0.0-0	0/0	0	0-0
Auburn	3	1	2	0.0-0	0.0-0	0/0	0	0-0
at BYU	4	4	0	1.0-7	0.0-0	0/0	0	0-0
at Kentucky	2	1	1	0.0-0	0.0-0	0/0	0	0-0
Samford	3	0	3	0.0-0	0.0-0	0/0	0	0-0
Texas A&M	3	1	2	0.0-0	0.0-0	0/0	0	0-0
at Alabama	5	3	2	0.0-0	0.0-0	0/0	0	0-0
Arkansas	5	3	2	1.5-4	0.0-0	0/0	0	0-0
at Ole Miss	3	2	1	0.0-0	0.0-0	0/0	0	0-0
TOTALS	37	21	16	2.5-11	0.0-0	2/0	0	0-0



BRANDON HOLLOWAY

RUNNING BACK
5-8 • 165 • Sr.-3L
Tampa, Fla.
(Alonso)

10

Graduate

SEC COMMUNITY SERVICE TEAM

2016 HIGHLIGHTS

- Scored his second-career rushing touchdown against South Alabama (9/3), picking up 48 yards on the ground on 11 carries. He also gained 40 yards on five receptions.
- Rushed for a career-high 80 yards at UMass (9/24), averaging eight yards per carry.

CAREER RUSHING STATS

YEAR	G/GS	NO.	YDS	AVG.	TD
2013	11/0	8	38	4.8	0
2014	13/0	45	294	6.5	1
2015	13/8	92	413	4.5	0
2016	8/6	50	226	4.5	1
TOTALS	45/14	191	958	5.0	2

CAREER RECEIVING STATS

YEAR	G/GS	NO.	YDS	AVG.	TD
2013	11/0	7	77	11.0	0
2014	13/0	4	10	2.5	0
2015	13/8	33	396	12.0	5
2016	8/6	15	92	6.1	0
TOTALS	45/14	59	575	9.7	5

CAREER KICK RETURN STATS

YEAR	G/GS	NO.	YDS	AVG.	TD
2013	11/0	3	113	37.7	0
2014	13/0	8	159	19.9	0
2015	13/8	24	567	23.6	1
2016	8/6	13	297	22.8	0
TOTALS	45/14	48	1149	23.9	1

2016 RUSHING GAME-BY-GAME

OPPONENT	NO.	YDS	AVG.	TD
South Alabama*	11	48	4.4	1
South Carolina*	15	48	3.2	0
at LSU*	5	15	3.0	0
at UMass*	10	80	8.0	0
Auburn	4	17	4.3	0
at BYU		--DNP--		
at Kentucky		--DNP--		
Samford		--DNP--		
Texas A&M*	4	13	3.3	0
at Alabama*	0	0	0.0	0
Arkansas		--DNP--		
at Ole Miss	1	5	5.0	0
TOTALS	50	226	4.5	1

2016 RECEIVING GAME-BY-GAME

OPPONENT	NO.	YDS	AVG.	TD
South Alabama*	5	40	8.0	0
South Carolina*	3	17	5.7	0
at LSU*	2	14	7.0	0
at UMass*	1	0	0.0	0
Auburn	4	20	5.0	0
at BYU		--DNP--		
at Kentucky		--DNP--		
Samford		--DNP--		
Texas A&M*	0	0	0.0	0
at Alabama*	0	0	0.0	0
Arkansas		--DNP--		
at Ole Miss	0	0	0.0	0
TOTALS	15	91	6.1	0

2016 KICK RETURN GAME-BY-GAME

OPPONENT	NO.	YDS	AVG.	TD
South Alabama*	1	13	13.0	0
South Carolina*	0	0	0.0	0
at LSU*	2	26	13.0	0
at UMass*	5	126	25.2	0
Auburn	0	0	0.0	0
at BYU		--DNP--		
at Kentucky		--DNP--		
Samford		--DNP--		
Texas A&M*	0	0	0.0	0
at Alabama*	3	93	31.0	0
Arkansas		--DNP--		
at Ole Miss	2	39	19.5	0
TOTALS	13	297	22.8	0



NICK JAMES

DEFENSIVE LINE
6-5 • 320 • Sr.-3L
Long Beach, Miss.
(Long Beach)

88

2016 HIGHLIGHTS

- Recorded the first sack of his career while making his 2016 debut against South Carolina (9/10).
- Picked up a season-high four tackles at LSU (9/17).
- Grabbed his first start of 2016 at BYU (10/14).

CAREER STATS

YEAR	G/GS	TT	UT	AT	TFL-YDS	SCK-YDS	FF/FR	PBU	INT-YD
2012	8/0	6	1	5	0.0-0	0.0-0	0/0	0	0-0
2013					--REDSHIRTED--				
2014	13/0	11	4	7	0.0-0	0.0-0	0/0	0	0-0
2015	13/10	26	9	17	3.0-7	0.0-0	1/0	0	0-0
2016	11/5	17	4	13	1.5-5	1.0-2	0/0	1	0-0
TOTALS	45/15	60	18	42	4.5-12	1.0-2	1/0	1	0-0

2016 GAME-BY-GAME

OPPONENT	TT	UT	AT	TFL-YDS	SCK-YDS	FF/FR	PBU	INT-YD
South Alabama					--DNP--			
South Carolina	1	1	0	1.0-2	1.0-2	0/0	0	0-0
at LSU	4	0	4	0.0-0	0.0-0	0/0	0	0-0
at UMass	2	1	1	0.0-0	0.0-0	0/0	0	0-0
Auburn	1	0	1	0.0-0	0.0-0	0/0	0	0-0
at BYU*	3	1	2	0.0-0	0.0-0	0/0	0	0-0
at Kentucky	1	1	0	0.0-0	0.0-0	0/0	0	0-0
Samford*	4	0	4	0.5-3	0.0-0	0/0	0	0-0
Texas A&M	1	0	1	0.0-0	0.0-0	0/0	0	0-0
at Alabama*	0	0	0	0.0-0	0.0-0	0/0	1	0-0
Arkansas*	0	0	0	0.0-0	0.0-0	0/0	0	0-0
at Ole Miss*	0	0	0	0.0-0	0.0-0	0/0	0	0-0
TOTALS	17	4	13	1.5-5	1.0-2	0/0	1	0-0



A.J. JEFFERSON

DEFENSIVE END
6-3 • 280 • Sr.-3L
Summit, Miss.
(North Pike)

47

Graduate

SEC DEFENSIVE LINEMAN OF THE WEEK (SEPT. 12, 2016)

2016 HIGHLIGHTS

- Led all SEC players with a career-high four tackles for loss and two sacks against South Alabama (9/3). The four tackles for loss were the most since now NFL Pro Bowler Fletcher Cox had four Oct. 15, 2011.
- Picked up two more tackles behind the line of scrimmage including a one-yard sack against South Carolina (9/10). He was named SEC Defensive Lineman of the Week for his efforts.
- Recorded 2.5 tackles for loss at UMass (9/24).
- Forced and recovered a fumble at BYU (10/14), while also picking up another tackle for loss.

CAREER STATS

YEAR	G/GS	TT	UT	AT	TFL-YDS	SCK-YDS	FF/FR	PBU	INT-YD
2013	13/0	20	13	7	4.0-17	2.0-11	2/0	1	0-0
2014	13/0	28	14	14	7.0-23	2.5-17	2/1	0	0-0
2015	13/13	47	27	20	13.5-65	5.0-43	1/0	3	0-0
2016	11/11	30	12	18	10.5-52	4.0-34	1/1	0	0-0
TOTALS	50/24	125	66	59	35.0-157	13.5-105	6/2	4	0-0

2016 GAME-BY-GAME

OPPONENT	TT	UT	AT	TFL-YDS	SCK-YDS	FF/FR	PBU	INT-YD
South Alabama*	7	5	2	4.0-25	2.0-18	0/0	0	0-0
South Carolina*	5	4	1	2.0-9	1.0-8	0/0	0	0-0
at LSU*	5	0	5	0.5-2	0.0-0	0/0	0	0-0
at UMass*	4	2	2	2.5-5	0.0-0	0/0	0	0-0
Auburn*	2	0	2	0.0-0	0.0-0	0/0	0	0-0
at BYU*	3	1	2	1.0-8	1.0-8	1/1	0	0-0
at Kentucky*	0	0	0	0.0-0	0.0-0	0/0	0	0-0
Samford					--DNP--			
Texas A&M*	1	0	1	0.0-0	0.0-0	0/0	0	0-0
at Alabama*	1	0	1	0.5-3	0.0-0	0/0	0	0-0
Arkansas*	2	0	2	0.0-0	0.0-0	0/0	0	0-0
at Ole Miss*	0	0	0	0.0-0	0.0-0	0/0	0	0-0
TOTALS	30	12	18	10.5-52	4.0-34	1/1	0	0-0



CEDRIC JILES

CORNERBACK
5-10 • 186 • Sr.-3L
Clinton, Miss.
(Clinton)

5

2016 HIGHLIGHTS

- Made his 2016 debut against Auburn, picking up the fourth start of his career and first since 2013.
- Picked up six tackles in MSU's upset victory against No. 4 Texas A&M (11/5).
- Snagged the first interception of his career at Ole Miss (11/26), returning it 74 yards for a game-icing touchdown.

CAREER STATS

YEAR	G/GS	TT	UT	AT	TFL-YDS	SCK-YDS	FF/FR	PBU	INT-YD
2012	3/0	5	4	1	0.0-0	0.0-0	0/0	1	0-0
2013	11/3	20	14	6	0.0-0	0.0-0	0/0	0	0-0
2014					--REDSHIRTED--				
2015	12/0	15	8	7	0.0-0	0.0-0	0/0	4	0-0
2016	8/7	27	19	8	1.0-1	0.0-0	0/0	0	1-74
TOTALS	34/10	67	44	22	1.0-1	0.0-0	0/0	5	1-74

2016 GAME-BY-GAME

OPPONENT	TT	UT	AT	TFL-YDS	SCK-YDS	FF/FR	PBU	INT-YD
South Alabama					--DNP--			
South Carolina					--DNP--			
at LSU					--DNP--			
at UMass					--DNP--			
Auburn*	1	1	0	0.0-0	0.0-0	0/0	0	0-0
at BYU*	2	2	0	0.0-0	0.0-0	0/0	0	0-0
at Kentucky*	4	3	1	0.0-0	0.0-0	0/0	0	0-0
Samford*	6	3	3	1.0-1	0.0-0	0/0	0	0-0
Texas A&M*	6	4	2	0.0-0	0.0-0	0/0	0	0-0
at Alabama*	2	2	0	0.0-0	0.0-0	0/0	0	0-0
Arkansas*	3	1	2	0.0-0	0.0-0	0/0	0	0-0
at Ole Miss	3	3	0	0.0-0	0.0-0	0/0	0	1-74
TOTALS	27	19	8	1.0-1	0.0-0	0/0	0	1-74



JUSTIN JOHNSON

TIGHT END
6-3 • 230 • So.-1L
Birmingham, Ala.
(Hoover)

81

2016 HIGHLIGHTS

- Caught two passes for 22 yards against South Alabama (9/3).
- Made his first career start against South Carolina (9/10).

CAREER RECEIVING STATS

YEAR	G/GS	NO.	YDS	AVG.	TD
2015	11/0	5	41	8.2	1
2016	12/1	4	26	6.5	0
TOTALS	23/1	9	67	7.4	1

2016 GAME-BY-GAME

YEAR	NO	YDS	AVG.	TD
South Alabama	2	22	11	0
South Carolina*	1	-1	-1	0
at LSU	0	0	0	0
at UMass	0	0	0	0
Auburn	0	0	0	0
at BYU	0	0	0	0
at Kentucky	0	0	0	0
Samford	0	0	0	0
Texas A&M	0	0	0	0
at Alabama	1	5	5.0	0
Arkansas	0	0	0.0	0
at Ole Miss	0	0	0.0	0
TOTALS	4	26	6.5	0



TRAVER JUNG

LINEBACKER
6-3 • 229 • Jr.-JC
Greenville, Miss.
(Holmes)

3

2016 HIGHLIGHTS

- Recorded his first-career sack against South Carolina (9/10).
- Posted a two-yard sack in MSU's upset victory against No. 4 Texas A&M (11/5).
- Picked up a career-high five tackles at Ole Miss (11/26) while starting.

CAREER STATS

YEAR	G/GS	TT	UT	AT	TFL-YDS	SCK-YDS	FF/FR	PBU	INT-YD
2016	12/2	23	16	7	3.0-8	2.5-5	1/1	5	0-0
TOTALS	12/2	23	16	7	3.0-8	2.5-5	1/1	5	0-0

2016 GAME-BY-GAME

OPPONENT	TT	UT	AT	TFL-YDS	SCK-YDS	FF/FR	PBU	INT-YD
South Alabama	0	0	0	0.0-0	0.0-0	0/0	0	0-0
South Carolina	3	2	1	1.0-3	0.5-0	0/0	1	0-0
at LSU	2	0	2	0.0-0	0.0-0	0/0	0	0-0
at UMass	1	0	1	0.0-0	0.0-0	0/0	1	0-0
Auburn	2	2	0	0.0-0	0.0-0	0/1	0	0-0
at BYU	2	2	0	1.0-3	1.0-3	1/0	0	0-0
at Kentucky	2	1	1	0.0-0	0.0-0	0/0	0	0-0
Samford	3	3	0	0.0-0	0.0-0	0/0	2	0-0
Texas A&M*	3	1	2	1.0-2	1.0-2	0/0	0	0-0
at Alabama	0	0	0	0.0-0	0.0-0	0/0	0	0-0
Arkansas	0	0	0	0.0-0	0.0-0	0/0	0	0-0
at Ole Miss*	5	5	0	0.0-0	0.0-0	0/0	1	0-0
TOTALS	23	16	7	3.0-8	2.5-5	1/1	5	0-0



LEO LEWIS

LINEBACKER
6-2 • 230 • Fr.-RS
Brookhaven, Miss.
(Brookhaven)

44

2016 SEC ALL-FRESHMAN TEAM

SEC FRESHMAN OF THE WEEK (NOV. 28, 2016)

2016 HIGHLIGHTS

- Leads all freshmen in the conference with 72 tackles, which is also the second highest total for the Bulldogs.
- Started the first game of his career against South Alabama (9/3), recording a game-high nine tackles. Two of his tackles came behind the line of scrimmage.
- Recorded four tackles against South Carolina (9/10).
- Posted a game-high 10 tackles at LSU (9/17).
- Had a career-game at BYU (10/14), picking up 12 tackles including seven solo.
- Grabbed his first-career sack at Ole Miss (11/26).

CAREER STATS

YEAR	G/GS	TT	UT	AT	TFL-YDS	SCK-YDS	FF/FR	PBU	INT-YD
2016	12/12	72	29	43	4.5-9	1.0-2	0/0	0	0-0
TOTALS	12/12	72	29	43	4.5-9	1.0-2	0/0	0	0-0

2016 GAME-BY-GAME

OPPONENT	TT	UT	AT	TFL-YDS	SCK-YDS	FF/FR	PBU	INT-YD
South Alabama*	9	4	5	2.0-3	0.0-0	0/0	0	0-0
South Carolina*	4	2	2	0.0-0	0.0-0	0/0	0	0-0
at LSU*	10	1	9	0.0-0	0.0-0	0/0	0	0-0
at UMass*	2	0	2	0.0-0	0.0-0	0/0	0	0-0
Auburn*	6	2	4	0.0-0	0.0-0	0/0	0	0-0
at BYU*	12	7	5	0.0-0	0.0-0	0/0	0	0-0
at Kentucky*	5	3	2	0.0-0	0.0-0	0/0	0	0-0
Samford*	8	1	7	0.5-1	0.0-0	0/0	0	0-0
Texas A&M*	4	3	1	0.0-0	0.0-0	0/0	0	0-0
at Alabama*	4	1	3	0.5-2	0.0-0	0/0	0	0-0
Arkansas*	2	1	1	0.0-0	0.0-0	0/0	1	0-0
at Ole Miss*	6	4	2	1.5-3	1.0-2	0/0	0	0-0
TOTALS	72	29	43	4.5-9	1.0-2	0/0	1	0-0



MARK MCLAURIN

SAFETY
6-2 • 218 • So.-1L
Collins, Miss.
(Collins)

41

2016 HIGHLIGHTS

- Grabbed the first tackle for loss of his career against South Alabama (9/3).
- Picked up a career-high 10 tackles against Auburn (10/8).
- Snagged his first pick in his first-career start at BYU (10/14).
- Recovered a fumble for a scoop-n-score at Kentucky (10/22), returning it 81 yards for a touchdown in the fourth quarter.
- Grabbed a game-clinching interception in MSU's upset win against No. 4 Texas A&M (11/5). He also picked up his first-career sack.

CAREER STATS

YEAR	G/GS	TT	UT	AT	TFL-YDS	SCK-YDS	FF/FR	PBU	INT-YD
2015	12/0	20	10	10	0.0-0	0.0-0	0/0	3	0-0
2016	12/6	50	27	23	2.0-5	1.0-4	0/2	4	2-27
TOTALS	24/6	70	37	33	2.0-5	1.0-4	0/2	7	2-27

2016 GAME-BY-GAME

OPPONENT	TT	UT	AT	TFL-YDS	SCK-YDS	FF/FR	PBU	INT-YD
South Alabama	3	2	1	1.0-1	0.0-0	0/0	1	0-0
South Carolina	4	4	0	0.0-0	0.0-0	0/0	0	0-0
at LSU	5	1	4	0.0-0	0.0-0	0/0	0	0-0
at UMass	3	2	1	0.0-0	0.0-0	0/0	0	0-0
Auburn	10	0	10	0.0-0	0.0-0	0/0	1	0-0
at BYU*	4	3	1	0.0-0	0.0-0	0/0	1	1-27
at Kentucky*	2	2	0	0.0-0	0.0-0	0/1	0	0-0
Samford*	4	3	1	0.0-0	0.0-0	0/0	0	0-0
Texas A&M*	3	2	1	1.0-4	1.0-4	0/0	1	1-0
at Alabama*	3	2	1	0.0-0	0.0-0	0/1	0	0-0
Arkansas	2	1	1	0.0-0	0.0-0	0/0	0	0-0
at Ole Miss	7	5	2	0.0-0	0.0-0	0/0	0	0-0
TOTALS	50	27	23	2.0-5	1.0-4	0/2	4	2-27



KEITH MIXON

WIDE RECEIVER
5-8 • 175 • Fr.-RS
Birmingham, Ala.
(Shades Valley School)

23

2016 HIGHLIGHTS

- Scored his first-career touchdown against Auburn (10/8).
- Grabbed another touchdown and a team-high 82 all-purpose yards at BYU (10/14).
- Returned a kick for the first time in his career at Kentucky (10/22), taking it back 45 yards to midfield. He also added two catches for 20 yards.
- Picked up the second-most all purpose yards of his career with 95 in MSU's upset win against No. 4 Texas A&M (11/5).
- Posted 106 yards on five kick returns against Arkansas (11/19).

CAREER RECEIVING STATS

YEAR	G/GS	NO.	YDS	AVG.	TD
2016	12/1	18	217	12.1	2
TOTALS	12/1	18	217	12.1	2

CAREER RUSHING STATS

YEAR	G/GS	NO.	YDS	AVG.	TD
2016	12/1	25	106	4.2	0
TOTALS	12/1	25	106	4.2	0

CAREER KICK RETURN STATS

YEAR	G/GS	NO.	YDS	AVG.	TD
2016	12/1	11	277	25.2	0
TOTALS	12/1	11	277	25.2	0

2016 RECEIVING GAME-BY-GAME

OPPONENT	NO.	YDS	AVG.	TD
South Alabama	2	4	2.0	0
South Carolina	0	0	0.0	0
at LSU*	1	0	0.0	0
at UMass	1	-3	-3.0	0
Auburn	2	55	27.5	1
at BYU	4	69	17.3	1
at Kentucky	2	20	10.0	0
Samford	0	0	0.0	0
Texas A&M	5	54	10.8	0
at Alabama	0	0	0.0	0
Arkansas	0	0	0.0	0
at Ole Miss	1	18	18.0	0
TOTALS	18	217	12.1	2

2016 RUSHING GAME-BY-GAME

OPPONENT	NO.	YDS	AVG.	TD
South Alabama	2	17	8.5	0
South Carolina	1	2	2.0	0
at LSU*	1	4	4.0	0
at UMass	3	20	6.7	0
Auburn	2	-2	-1.0	0
at BYU	3	13	4.3	0
at Kentucky	1	2	2.0	0
Samford	5	38	7.6	0
Texas A&M	3	14	4.7	0
at Alabama	1	-2	-2.0	0
Arkansas	2	-3	-3.0	0
at Ole Miss	1	3	3.0	0
TOTALS	25	106	4.2	0

2016 KICK RETURN GAME-BY-GAME

OPPONENT	NO.	YDS	AVG.	TD
South Alabama	0	0	0.0	0
South Carolina	0	0	0.0	0
at LSU*	0	0	0.0	0
at UMass	0	0	0.0	0
Auburn	0	0	0.0	0
at BYU	0	0	0.0	0
at Kentucky	3	96	32.0	0
Samford	0	0	0.0	0
Texas A&M	1	27	27.0	0
at Alabama	1	11	11.0	0
Arkansas	5	106	21.2	0
at Ole Miss	1	37	37.0	0
TOTALS	11	277	25.2	0



GABE MYLES

WIDE RECEIVER
6-0 • 195 • Jr.-2L
Starkville, Miss.
(Starkville)

5

2016 HIGHLIGHTS

- Picked up 45 yards on three catches against South Carolina (9/10).

CAREER STATS

YEAR	G/GS	NO.	YDS	AVG.	TD
2014	13/3	22	178	8.1	0
2015	10/0	12	175	14.6	2
2016	12/4	8	63	7.9	0
TOTALS	35/7	39	416	10.7	2

2016 GAME-BY-GAME

OPPONENT	NO.	YDS	AVG.	TD
South Alabama*	0	0	0.0	0
South Carolina*	3	45	15.0	0
at LSU	1	7	7.0	0
at UMass*	0	0	0.0	0
Auburn*	0	0	0.0	0
at BYU	0	0	0.0	0
at Kentucky	0	0	0.0	0
Samford	0	0	0.0	0
Texas A&M	2	7	3.5	0
at Alabama	2	4	2.0	0
Arkansas	0	0	0.0	0
at Ole Miss	0	0	0.0	0
TOTALS	8	63	7.9	0



JAMAL PETERS

DEFENSIVE BACK
6-2 • 217 • So.-1L
Bassfield, Miss.
(Bassfield)

2

2016 HIGHLIGHTS

- Grabbed the first interception of his career against South Carolina (9/10).
- Forced a fumble at Alabama (11/12).
- Grabbed a one-handed interception in the endzone at Ole Miss (11/26), which proved to be a turning point in the game as the Bulldogs went on to take a double-digit lead.

CAREER STATS

YEAR	G/GS	TT	UT	AT	TFL-YDS	SCK-YDS	FF/FR	PBU	INT-YD
2015	12/2	25	12	13	1.5-7	1.0-5	0/0	2	0-0
2016	11/2	15	10	5	1.0-2	0.0-0	1/0	0	2-0
TOTALS	23/4	36	19	17	2.5-9	1.0-5	1/0	2	2-0

2016 GAME-BY-GAME

OPPONENT	TT	UT	AT	TFL-YDS	SCK-YDS	FF/FR	PBU	INT-YD
South Alabama	0	0	0	0.0-0	0.0-0	0/0	0	0-0
South Carolina	0	0	0	0.0-0	0.0-0	0/0	0	1-0
at LSU	0	0	0	0.0-0	0.0-0	0/0	0	0-0
at UMass	0	0	0	0.0-0	0.0-0	0/0	0	0-0
Auburn	1	1	0	0.0-0	0.0-0	0/0	0	0-0
at BYU	2	1	1	0.0-0	0.0-0	0/0	0	0-0
at Kentucky*	4	2	2	1.0-2	0.0-0	0/0	0	0-0
Samford				--DNP--				
Texas A&M	1	1	0	0.0-0	0.0-0	0/0	0	0-0
at Alabama	4	3	1	0.0-0	0.0-0	1/0	0	0-0
Arkansas	1	0	1	0.0-0	0.0-0	0/0	0	0-0
at Ole Miss*	2	2	0	0.0-0	0.0-0	0/0	0	1-0
TOTALS	15	10	5	1.0-2	0.0-0	1/0	0	2-0



CHRIS RAYFORD

CORNERBACK
6-0 • 199 • So.-1L
Byhalia, Miss.
(Byhalia)

24

2016 HIGHLIGHTS

- Recorded three solo tackles against South Alabama (9/3).
- Picked up the first start of his career against Samford (10/29), recording a career-high seven tackles.

CAREER STATS

YEAR	G/GS	TT	UT	AT	TFL-YDS	SCK-YDS	FF/FR	PBU	INT-YD
2015	13/0	5	3	2	0.0-0.0	0.0-0.0	0/0	0	0-0
2016	12/3	22	16	6	0.0-0.0	0.0-0	0/0	0	0-0
TOTALS	25/3	27	18	8	0.0-0.0	0.0-0.0	0/0	0	0-0

2016 GAME-BY-GAME

OPPONENT	TT	UT	AT	TFL-YDS	SCK-YDS	FF/FR	PBU	INT-YD
South Alabama	3	3	0	0.0-0	0.0-0	0/0	0	0-0
South Carolina	0	0	0	0.0-0	0.0-0	0/0	0	0-0
at LSU	1	1	0	0.0-0	0.0-0	0/0	0	0-0
at UMass	1	0	1	0.0-0	0.0-0	0/0	0	0-0
Auburn	0	0	0	0.0-0	0.0-0	0/0	0	0-0
at BYU	2	1	1	0.0-0	0.0-0	0/0	0	0-0
at Kentucky	2	1	1	0.0-0	0.0-0	0/0	0	0-0
Samford*	7	5	2	0.0-0	0.0-0	0/0	0	0-0
Texas A&M*	1	1	0	0.0-0	0.0-0	0/0	0	0-0
at Alabama*	3	2	1	0.0-0	0.0-0	0/0	0	0-0
Arkansas	1	1	0	0.0-0	0.0-0	0/0	0	0-0
at Ole Miss	1	1	0	0.0-0	0.0-0	0/0	0	0-0
TOTALS	22	16	6	0.0-0	0.0-0	0/0	0	0-0



FRED ROSS

WIDE RECEIVER
6-2 • 205 • Sr.-3L
Tyler, Texas
(John Tyler)

8 Graduate

2016 ALL-SEC FIRST TEAM (AP)

2016 ALL-SEC SECOND TEAM (COACHES)

2017 SENIOR BOWL INVITEE

2016 HIGHLIGHTS

- Led the SEC with 12 receiving touchdowns during the regular season.
- Cementing himself as one of the best receivers in program history, Ross has broken four MSU career-receiving records during the 2016 season (Consecutive games with a reception - **34**; Receptions - **195**; 100 yard receiving games - **10**; Receiving yards - **2485**)
- Caught six passes for 34 yards against South Alabama (9/3). He also added a career-long 46 yard run.
- Tossed the first touchdown pass of his career against South Carolina (9/10), a 17-yard strike to Donald Gray. Also added a receiving touchdown and 39 yards on five receptions.
- Grabbed eight catches for 126 yards at UMass (9/24). He also added two touchdown grabs.
- Became MSU's all-time receptions leader at Kentucky (10/22) moving past David Smith (162). He became the fifth player in school history to surpass 2000 career receiving yards.
- His 107 yards against Samford (10/27) marked the ninth time in his career he has surpassed the century mark, an MSU record.
- Broke his fourth MSU receiving record in as many weeks at Alabama (11/13), surpassing the career receiving yards record held by Chad Bumphis.
- Had the best receiving game of his career against Arkansas (11/19), totalling 179 yards and two touchdowns on 10 catches.
- Grabbed his 22nd career touchdown at Ole Miss (11/26), moving him into a tie for second place in MSU history. It was also his school-record 34th consecutive game with a reception.

CAREER STATS

YEAR	G/GS	NO.	YDS	AVG.	TD
2013	11/0	9	115	12.8	0
2014	13/1	30	489	16.3	5
2015	13/13	88	1007	11.4	5
2016	12/12	68	873	12.8	12
TOTALS	49/26	195	2485	12.7	22

2016 RECEIVING GAME-BY-GAME

OPONENT	NO.	YDS	AVG.	TD
South Alabama*	6	34	5.7	0
South Carolina*	5	39	7.8	1
at LSU*	6	89	14.9	1
at UMass*	8	126	15.8	2
Auburn*	4	29	7.3	1
at BYU*	5	69	13.8	0
at Kentucky*	5	50	10.0	1
Samford*	9	107	11.9	1
Texas A&M*	6	98	16.3	2
at Alabama*	3	23	7.7	0
Arkansas*	10	171	17.1	2
at Ole Miss*	1	38	38.0	1
TOTALS	68	873	12.8	12



KODY SCHEXNAYDER

PUNTER
5-10 • 185 • Fr.-HS
River Ridge, La.
(John Curtis)

27

2016 HIGHLIGHTS

- Made his debut in MSU's upset win against No. 4 Texas A&M, punting four times for 164 yards. His 52 yarder was a career-long.
- Had a career game at Ole Miss (11/26), punting three times for an average of 46.7 yards.

CAREER PUNTING STATS

YEAR	G	NO.	YARDS	LG	AVG	120	50+
2016	4	18	665	52	36.9	4	2
TOTALS	4	18	665	52	36.9	4	2



ASHTON SHUMPERT

RUNNING BACK
 6-2 • 218 • Sr.-3L
 Fulton, Miss.
 (Itawamba)

32 Graduate

2016 HIGHLIGHTS

- Scored his first touchdown of the season at UMass (9/24), adding a season-high 68 yards on the ground.

CAREER RUSHING STATS

YEAR	G/GS	NO.	YDS	AVG.	TD
2013	12/0	46	190	4.1	3
2014	12/0	47	274	5.8	2
2015	12/5	59	228	3.9	1
2016	12/5	54	255	4.7	1
TOTALS	48/10	206	947	4.6	7

CAREER RECEIVING STATS

YEAR	G/GS	NO.	YDS	AVG.	TD
2013	12/0	4	22	5.5	0
2014	12/0	3	18	6.0	0
2015	12/5	14	118	8.4	0
2016	12/5	3	28	9.3	0
TOTALS	48/10	24	186	7.8	0

2016 RUSHING GAME-BY-GAME

OPPONENT	NO.	YDS	AVG.	TD
South Alabama*	3	14	4.7	0
South Carolina	5	28	5.6	0
at LSU	6	34	5.7	0
at UMass	12	68	5.7	1
Auburn*	4	11	2.8	0
at BYU*	6	10	1.7	0
at Kentucky*	2	27	13.5	0
Samford*	7	39	5.6	0
Texas A&M	2	6	3.0	0
at Alabama	4	9	2.3	0
Arkansas	2	4	2.0	0
at Ole Miss	1	5	5.0	0
TOTALS	54	255	4.7	1

2016 RECEIVING GAME-BY-GAME

OPPONENT	NO.	YDS	AVG.	TD
South Alabama*	0	0	0.0	0
South Carolina	0	0	0.0	0
at LSU	0	0	0.0	0
at UMass	0	0	0.0	0
Auburn*	1	8	8.0	0
at BYU*	1	17	17.0	0
at Kentucky*	0	0	0.0	0
Texas A&M	0	0	0.0	0
at Alabama	0	0	0.0	0
Arkansas	1	3	3.0	0
at Ole Miss	0	0	0.0	0
TOTALS	3	28	9.3	0



JEFFERY SIMMONS

DEFENSIVE TACKLE
 6-4 • 310 • Fr.-HS
 Macon, Miss.
 (Noxubee)

98

2016 ALL-SEC FRESHMAN TEAM

2016 HIGHLIGHTS

- Made his collegiate debut against South Carolina (9/10), forcing a fumble and recording two tackles for loss.
- Grabbed the first start of his career at Kentucky (10/22), posting a career-high six tackles with one for a loss. He also forced a critical fumble in the fourth quarter which was returned for a touchdown.
- Matched his career-high with six tackles against Arkansas (11/19).

CAREER STATS

YEAR	G/GS	TT	UT	AT	TFL-YDS	SCK-YDS	FF/FR	PBU	INT-YD
2016	11/2	38	12	26	3.5-8	0.0-0	2/0	2	0-0
TOTALS	11/2	38	12	26	3.5-8	0.0-0	2/0	2	0-0

2016 GAME-BY-GAME

OPPONENT	TT	UT	AT	TFL-YDS	SCK-YDS	FF/FR	PBU	INT-YD
South Alabama					--DNP--			
South Carolina	4	3	1	2.0-5	0.0-0	1/0	0	0-0
at LSU	3	0	3	0.0-0	0.0-0	0/0	0	0-0
at UMass	2	0	2	0.0-0	0.0-0	0/0	0	0-0
Auburn	3	0	3	0.0-0	0.0-0	0/0	0	0-0
at BYU	1	1	0	0.0-0	0.0-0	0/0	0	0-0
at Kentucky*	6	5	1	1.0-2	0.0-0	1/0	1	0-0
Samford	5	1	4	0.0-0	0.0-0	0/0	0	0-0
Texas A&M*	4	0	4	0.0-0	0.0-0	0/0	1	0-0
at Alabama	3	2	1	0.0-0	0.0-0	0/0	0	0-0
Arkansas	6	0	6	0.5-1	0.0-0	0/0	0	0-0
at Ole Miss	1	0	1	0.0-0	0.0-0	0/0	0	0-0
TOTALS	38	12	26	3.5-8	0.0-0	2/0	2	0-0



MARQUISS SPENCER

DEFENSIVE END

6-3 • 270 • Fr.-HS

Greenwood, Miss.

(Greenwood)

42

2016 HIGHLIGHTS

- Grabbed a career-high five tackles at BYU (10/14), including a sack.

CAREER STATS

YEAR	G/GS	TT	UT	AT	TFL-YDS	SCK-YDS	FF/FR	PBU	INT-YD
2016	11/0	17	9	8	3.0-12	1.0-9	0/1	1	0-0
TOTALS	11/0	17	9	8	3.0-12	1.0-9	0/1	1	0-0

2016 GAME-BY-GAME

OPPONENT	TT	UT	AT	TFL-YDS	SCK-YDS	FF/FR	PBU	INT-YD
South Alabama	0	0	0	0.0-0	0.0-0	0/0	0	0-0
South Carolina	0	0	0	0.0-0	0.0-0	0/0	0	0-0
at LSU	1	0	1	0.0-0	0.0-0	0/0	0	0-0
at UMass					--DNP--			
Auburn	4	2	2	1.0-9	1.0-9	0/0	0	0-0
at BYU	5	4	1	1.0-1	0.0-0	0/0	0	0-0
at Kentucky	1	0	1	0.0-0	0.0-0	0/1	0	0-0
Samford	1	0	1	0.0-0	0.0-0	0/0	0	0-0
Texas A&M	2	1	1	1.0-2	0.0-0	0/0	0	0-0
at Alabama	1	1	0	0.0-0	0.0-0	0/0	0	0-0
Arkansas	1	0	1	0.0-0	0.0-0	0/0	0	0-0
at Ole Miss	1	1	0	0.0-0	0.0-0	0/0	0	0-0
TOTAL	17	9	8	3.0-12	1.0-9	0/1	1	0-0



CORY THOMAS

DEFENSIVE TACKLE

6-5 • 313 • So.-1L

Bessemer, Ala.

(McAdory)

34

2016 HIGHLIGHTS

- Recorded four tackles against South Alabama (9/3), including one behind the line of scrimmage.
- Made the first start of his Bulldog career against South Carolina (9/10), picking up three tackles including one for a loss.
- Picked up three tackles in his second start of the season at UMass (9/24).

CAREER STATS

YEAR	G/GS	TT	UT	AT	TFL-YDS	SCK-YDS	FF/FR	PBU	INT-YD
2015	8/0	3	1	2	1.0-4	0.0-0	0/0	0	1-12
2016	12/4	22	6	16	4.5-14	0.0-0	0/0	1	0-0
TOTALS	20/4	25	7	18	5.5-18	0.0-0	0/0	1	1-12

2016 GAME-BY-GAME

OPPONENT	TT	UT	AT	TFL-YDS	SCK-YDS	FF/FR	PBU	INT-YD
South Alabama	4	1	3	1.0-4	0.0-0	0/0	0	0-0
South Carolina*	3	2	1	1.0-1	0.0-0	0/0	0	0-0
at LSU	3	0	3	0.0-0	0.0-0	0/0	0	0-0
at UMass*	3	0	3	0.0-0	0.0-0	0/0	0	0-0
Auburn	4	0	4	0.5-2	0.0-0	0/0	0	0-0
at BYU	3	1	2	1.0-3	0.0-0	0/0	0	0-0
at Kentucky	0	0	0	0.0-0	0.0-0	0/0	1	0-0
Samford	0	0	0	0.0-0	0.0-0	0/0	0	0-0
Texas A&M	0	0	0	0.0-0	0.0-0	0/0	0	0-0
at Alabama*	1	1	0	0.0-0	0.0-0	0/0	0	0-0
Arkansas	1	1	0	1.0-4	0.0-0	0/0	0	0-0
at Ole Miss	0	0	0	0.0-0	0.0-0	0/0	0	0-0
TOTALS	22	6	16	4.5-14	0.0-0	0/0	1	0-0



DEDDRICK THOMAS

WIDE RECEIVER

5-9 • 188 • Fr.-RS

Memphis, Tenn.

(Memphis Central)

18

2016 HIGHLIGHTS

- Scored a touchdown in the first game of his career, a six-yard strike against South Alabama (9/3).
- Caught two passes for a season-high 23 yards at UMass (9/24).

CAREER RECEIVING STATS

YEAR	G/GS	NO.	YDS	AVG.	TD
2016	10/0	5	44	8.8	1
TOTALS	10/0	5	44	8.8	1

2016 RECEIVING GAME-BY-GAME

OPPONENT	NO.	YDS	AVG.	TD
South Alabama	2	15	7.5	1
South Carolina		--DNP--		
at LSU	0	0	0.0	0
at UMass	2	23	11.5	0
Auburn	1	6	6.0	0
at BYU	0	0	0.0	0
at Kentucky	0	0	0.0	0
Samford	0	0	0.0	0
Texas A&M	0	0	0.0	0
at Alabama	0	0	0.0	0
Arkansas		--DNP--		
at Ole Miss	0	0	0.0	0
TOTALS	5	44	8.8	1



JORDAN THOMAS

TIGHT END

6-5 • 295 • Jr.-JC

Sumrall, Miss.

(East Central)

83

2016 HIGHLIGHTS

- Caught a touchdown pass against South Carolina (9/10) in his MSU debut, a four-yard strike from Nick Fitzgerald.
- Had two receptions for seven yards at LSU (9/17).
- Had a career-best 17 yards receiving on two catches in MSU's blow-out victory against rival Ole Miss in the Egg Bowl (11/26).

CAREER RECEIVING STATS

YEAR	G/GS	NO.	YDS	AVG.	TD
2016	11/0	9	48	5.3	1
TOTALS	11/0	9	48	5.3	1

2016 RECEIVING GAME-BY-GAME

OPPONENT	NO.	YDS	AVG.	TD
South Alabama		--DNP--		
South Carolina	2	7	3.5	1
at LSU	2	7	3.5	0
at UMass	0	0	0.0	0
Auburn	1	5	5.0	0
at BYU	1	6	6.0	0
at Kentucky	0	0	0.0	0
Samford	0	0	0.0	0
Texas A&M	0	0	0.0	0
at Alabama	1	6	6.0	0
Arkansas	0	0	0.0	0
at Ole Miss	2	17	8.5	0
TOTALS	9	48	5.3	1



DEANDRE WARD

LINEBACKER
6-1 • 219 • Sr.-3L
Wetumpka, Ala.
(Wetumpka)

28 Graduate

2016 HIGHLIGHTS

- Recorded a tackle for loss and seven total tackles against South Carolina (9/10).
- Picked up seven tackles and an assisted sack in his first-career start at UMass (9/24).
- Posted a career-high eight tackles at Kentucky (10/22).
- Grabbed the first interception of his career against Samford (10/29) and returned it 35 yards for a touchdown.
- Posted a career-high 1.5 tackles for loss at Alabama (11/12).

CAREER STATS

YEAR	G/GS	TT	UT	AT	TFL-YDS	SCK-YDS	FF/FR	PBU	INT-YD
2013	2/0	0	0	0	0.0-0	0.0-0	0/0	0	0-0
2014	13/0	6	2	4	0.0-0	0.0-0	0/0	0	0-0
2015	13/0	17	5	12	1.0-5	0.5-4	0/0	0	0-0
2016	12/2	53	29	24	4.0-9	1.0-5	0/0	0	1-35
TOTALS	40/2	76	36	40	5.0-14	1.5-9	0/0	0	1-35

2016 GAME-BY-GAME

OPPONENT	TT	UT	AT	TFL-YDS	SCK-YDS	FF/FR	PBU	INT-YD
South Alabama	0	0	0	0.0-0	0.0-0	0/0	0	0-0
South Carolina	7	6	1	1.0-1	0.0-0	0/0	0	0-0
at LSU	2	0	2	0.0-0	0.0-0	0/0	0	0-0
at UMass*	7	3	4	0.5-5	0.5-5	0/0	0	0-0
Auburn	3	1	2	0.0-0	0.0-0	0/0	0	0-0
at BYU	3	2	1	1.0-1	0.0-0	0/0	0	0-0
at Kentucky	8	5	3	0.0-0	0.0-0	0/0	0	0-0
Samford	5	3	2	0.0-0	0.0-0	0/0	0	1-35
Texas A&M	4	2	2	0.0-0	0.0-0	0/0	0	0-0
Arkansas	4	0	4	0.0-0	0.0-0	0/0	0	0-0
at Ole Miss	3	2	1	0.0-0	0.0-0	0/0	0	0-0
TOTALS	53	29	24	2.5-7	0.5-5	0/0	0	1-35



AERIS WILLIAMS

RUNNING BACK
6-1 • 217 • So.-1L
West Point, Miss.
(West Point)

27

2016 HIGHLIGHTS

- Scored his first touchdown of the season at UMass (9/24), adding 19 yards on the ground.
- Led the team with 82 yards on the ground at BYU (10/14).
- Had 140 yards in MSU's upset win against No. 4 Texas A&M (11/5). He became the first MSU tailback to rush for over 100 yards since Josh Robinson had 198 yards at Kentucky (10/25/14).
- His 56 yards on the ground against the Crimson Tide (11/12) were the most by a Bulldog tailback against Alabama since 2010.
- Had the most yards by an MSU tailback since 2014 with 191 at Ole Miss (11/26). Also doubled his touchdown total for the year with two more scores.

CAREER RUSHING STATS

YEAR	G/GS	NO.	YDS	AVG.	TD
2015	13/0	40	206	5.2	3
2016	12/2	125	656	5.2	4
TOTALS	25/2	165	862	5.2	7

CAREER RECEIVING STATS

YEAR	G/GS	NO.	YDS	AVG.	TD
2015	13/0	6	18	3.0	0
2016	12/2	6	21	4.2	0
TOTALS	25/2	12	39	3.5	0

2016 RUSHING GAME-BY-GAME

OPPONENT	NO.	YDS	AVG.	TD
South Alabama	2	12	6.0	0
South Carolina	5	21	4.2	0
at LSU	2	4	2.0	0
at UMass	4	19	4.8	1
Auburn	2	11	5.5	0
at BYU	21	82	3.9	0
at Kentucky	8	36	4.5	0
Samford	8	21	2.7	0
Texas A&M	24	140	5.8	1
at Alabama	11	56	5.1	0
Arkansas*	13	63	4.8	0
at Ole Miss*	25	191	7.6	2
TOTALS	125	656	5.2	4

2016 RECEIVING GAME-BY-GAME

OPPONENT	NO.	YDS	AVG.	TD
South Alabama	0	0	0.0	0
South Carolina	0	0	0.0	0
at LSU	2	11	5.5	0
at UMass	0	0	0.0	0
Auburn	0	0	0.0	0
at BYU	0	0	0.0	0
at Kentucky	1	-2	-2.0	0
Samford	0	0	0.0	0
Texas A&M	1	8	8.0	0
at Alabama	0	0	0.0	0
Arkansas*	1	4	4.0	0
at Ole Miss*	1	0	0.0	0
TOTALS	6	21	4.2	0



DAMIAN WILLIAMS

QUARTERBACK

6-1 • 229 • Jr.-2L

Metairie, La.

(Archbishop Rummel)

11

 Graduate

2016 HIGHLIGHTS

- Had three career-highs against South Alabama (9/3), including passing yards (143), rushing yards (93) and completions (20). Came off the bench in the third series of the first quarter.
- Entered the game in the fourth quarter at LSU (9/17) and led MSU to two touchdowns. One through the air and one on the ground.

CAREER PASSING STATS

YEAR	G/GS	CMP	ATT	INT	PCT	YDS	TD
2013	6/1	23	47	2	.489	279	0
2014	6/0	14	23	0	.609	155	3
2015			-REDSHIRTED-				
2016	4/0	31	46	0	.673	272	2
TOTALS	16/1	68	116	2	.586	706	5

CAREER RUSHING STATS

YEAR	G/GS	NO.	YDS	AVG.	TD
2013	6/1	37	112	3.0	1
2014	6/0	16	63	3.9	0
2015			-REDSHIRTED-		
2016	4/0	19	99	5.2	1
TOTALS	16/1	72	274	3.8	2

2016 GAME-BY-GAME

OPPONENT	CMP	ATT	INT	PCT	YDS	TD	RSH YDS	RSH TD	
South Alabama	20	28	0	.714	143	1	12	93	0
South Carolina				--DNP--					
at LSU	5	8	0	.625	94	1	3	-5	1
at UMass				--DNP--					
Auburn				--DNP--					
at BYU				--DNP--					
at Kentucky				--DNP--					
Samford				--DNP--					
Texas A&M				--DNP--					
at Alabama	6	10	0	.600	35	0	4	11	0
Arkansas				--DNP--					
at Ole Miss	0	0	0	.000	0	0	0	0	0
TOTALS	31	36	0	.673	272	2	19	99	1

2016 MISSISSIPPI STATE ROSTER

No.	Name	Pos.	Ht.	Wt.	Cl.	Exp.	Hometown (Previous School)
1	Brandon Bryant	DB	6-0	215	So.	1L	Tunica, Miss. (Rosa Fort)
2	Jamal Peters	DB	6-2	217	So.	1L	Bassfield, Miss. (Bassfield)
3	Traver Jung	LB	6-3	229	Jr.	RS	Greenville, Miss. (Holmes CC)
4	Gerri Green	LB	6-4	248	So.	1L	Greenville, Miss. (Greenville Weston)
5	Cedric Jiles	DB	5-10	186	Sr.	1L	Clinton, Miss. (Clinton)
5	Gabe Myles	WR	6-0	195	Jr.	2L	Starkville, Miss. (Starkville)
6	Donald Gray	WR	5-10	204	Jr.	1L	Memphis, Tenn. (Copiah-Lincoln CC)
7	Tolando Cleveland	DB	6-0	190	Sr.	3L	Powder Springs, Ga. (Hillgrove)
7	Nick Fitzgerald	QB	6-5	230	So.	1L	Richmond Hill, Ga. (Richmond Hill)
8	Fred Ross	WR	6-2	205	Sr.	3L	Tyler, Texas (John Tyler)
9	Jamoral Graham	DB	5-10	183	Jr.	2L	Decatur, Miss. (Newton County)
10	Brandon Holloway	RB	5-8	165	Sr.	3L	Tampa, Fla. (Alonso)
11	Kivon Coman	DB	6-3	205	Sr.	3L	Sheffield, Ala. (Hargrave [Va.] Military Academy)
11	Damian Williams	QB	6-1	229	Jr.	2L	Metairie, La. (Archbishop Rummel)
12	J.T. Gray	LB	6-0	197	Jr.	2L	Clarksdale, Miss. (Clarksdale)
13	Cameron Dantzler	DB	6-2	165	Fr.	HS	Hammond, La. (St. Thomas Aquinas)
13	Wyatt Roberts	QB	6-0	195	Jr.	JC	Louisville, Miss. (East Mississippi CC)
16	Johnathan Calvin	DL	6-3	272	Sr.	1L	Jackson, Miss. (Copiah-Lincoln CC)
16	Korey Charles	DB	5-10	175	Fr.	HS	Miami, Fla. (North Florida Christian)
17	Jamal Couch	WR	6-4	223	Fr.	HS	Phenix City, Ala. (Central)
18	Dedrick Thomas	WR	5-9	188	RFr.	RS	Memphis, Tenn. (Memphis Central)
19	Zak Neary	ATH	6-1	197	So.	SQ	Adamsville, Tenn. (Adamsville)
20	Jace Christmann	K/P	6-1	185	Fr.	HS	Houston, Texas (Memorial)
20	Reginald Todd	WR	6-4	192	Fr.	HS	Mobile, Ala. (Blount)
21	Nick Gibson	RB	5-11	204	RFr.	RS	Birmingham, Ala. (Pinson Valley)
22	Malik Dear	WR	5-9	220	So.	1L	Jackson, Miss. (Murrah)
23	Keith Mixon	WR	5-8	175	RFr.	RS	Birmingham, Ala. (Shades Valley School)
23	Allen Perkins	ATH	6-0	230	RFr.	RS	Pelham, Ala. (Oak Mountain)
23	Kody Schexnayder	P/K	5-10	185	Fr.	HS	River Ridge, La. (John Curtis)
24	Chris Rayford	DB	6-0	199	So.	1L	Byhalia, Miss. (Byhalia)
25	Lashard Durr	DB	5-11	197	Jr.	JC	Gulfport, Miss. (Copiah-Lincoln CC)
25	Westin Graves	K	6-0	163	Jr.	1L	Flowood, Miss. (Jackson Prep)
26	Alec Murphy	RB	6-0	230	RFr.	RS	Nixa, Mo. (Nixa)
27	Aeris Williams	RB	6-1	217	So.	1L	West Point, Miss. (West Point)
28	DeAndre Ward	LB	6-1	219	Sr.	2L	Wetumpka, Ala. (Wetumpka)
29	C.J. Morgan	DB	6-0	197	Fr.	HS	Bossier City, La. (Parkway)
30	Chris Stamps	DB	6-0	179	RFr.	RS	Vicksburg, Miss. (Warren Central)
31	Maurice Smitherman	DB	5-9	185	RFr.	RS	Adamsville, Ala. (Minor)
32	Ashton Shumpert	RB	6-2	218	Sr.	3L	Fulton, Miss. (Itawamba)
33	Dontavian Lee	RB	6-1	230	So.	1L	Hattiesburg, Miss. (Forrest County Agricultural)
34	Cory Thomas	DL	6-5	313	So.	1L	Bessemer, Ala. (McAdory)
34	Alan Worsham	ATH	5-10	199	RFr.	RS	Martinez, Ga. (Augusta Christian)
37	Brad Wall	K/P	5-8	175	Fr.	HS	Ocean Springs, Miss. (Ocean Springs)
38	Hayes Walker	DB	5-11	199	So.	SQ	Jackson, Miss. (Jackson Academy)
39	Richie Brown	LB	6-2	240	Sr.	3L	Long Beach, Miss. (Long Beach)
40	Erroll Thompson	LB	6-1	262	Fr.	HS	Florence, Ala. (Florence)
41	Mark McLaurin	DB	6-2	218	So.	1L	Collins, Miss. (Collins)
42	Marquiss Spencer	DL	6-3	270	Fr.	HS	Greenwood, Miss. (Greenwood)
43	Fletcher Adams	DL	6-2	274	RFr.	RS	Brandon, Miss. (Brandon)
43	Logan Cooke	P/K	6-5	224	Jr.	2L	Darbus, Miss. (Columbia Academy)
44	Leo Lewis	LB	6-2	230	RFr.	RS	Brookhaven, Miss. (Brookhaven)
45	Josiah Phillips	LB	6-4	239	So.	SQ	Starkville, Miss. (Home School)
46	Dez Harris	LB	6-4	236	Jr.	2L	Bessemer, Ala. (McAdory)
47	A.J. Jefferson	DL	6-3	280	Sr.	3L	Summit, Miss. (North Pike)
48	Chris Redmon	ATH	6-0	215	Fr.	HS	Fayetteville, Ark. (Fayetteville)
49	Torrey Dale	DL	6-6	277	Sr.	2L	Kenner, La. (John Curtis Christian)
50	Tim Washington	LB	6-3	225	RFr.	RS	Yazoo City, Miss. (Yazoo City)
51	Kelan Chairs	LB	6-0	218	Jr.	1L	Harvey, La. (St. Augustine)
51	Stewart Reese	OL	6-5	340	Fr.	HS	Fort Pierce, Fla. (Fort Pierce Central)
52	Kobe Jones	DL	6-3	278	Fr.	HS	Starkville, Miss. (Starkville)

No.	Name	Pos.	Ht.	Wt.	Cl.	Exp.	Hometown (Previous School)
53	Hunter Bradley	SN	6-3	245	Sr.	1L	Collierville, Tenn. (Collierville)
54	Greg Eiland	OL	6-7	304	Fr.	HS	Philadelphia, Miss. (Philadelphia)
54	Cameron Miller	ATH	6-1	210	Fr.	HS	Odessa, Fla. (Sickles)
55	Martinas Rankin	OL	6-5	307	Jr.	RS	Mendenhall, Miss. (Miss. Gulf Coast CC)
56	Dareuan Parker	OL	6-4	325	Fr.	HS	Olive Branch, Miss. (DeSoto Central)
57	Will Coleman	DL	6-5	250	Sr.	1L	Tyler, Texas (Tyler JC)
58	Justin Senior	OL	6-5	310	Sr.	3L	Montreal, Quebec (Hargrave [Va.] Military Academy)
60	Jamaal Clayborn	OL	6-4	315	Sr.	2L	Jackson, Miss. (Jackson Academy)
61	Deion Calhoun	OL	6-3	308	So.	1L	Pleasant Grove, Ala. (Restoration Academy)
62	Devon Desper	OL	6-4	305	Sr.	2L	Madison, Miss. (Madison Central)
63	Lawrence Brown	ATH	6-4	300	Sr.	SQ	Columbus, Miss. (Belhaven University)
64	Jocquell Johnson	OL	6-4	301	Sr.	SQ	Jackson, Miss. (Copiah-Lincoln [Miss.] CC)
65	Brett Armour	ATH	6-1	262	RFr.	RS	Brighton, Tenn. (Brighton)
66	Joel Baldwin	SN	6-3	220	So.	SQ	Tupelo, Miss. (Tupelo)
67	Michael Story	OL	6-4	295	RFr.	RS	Ripley, Miss. (Ripley)
71	Ben Wilson	ATH	6-4	315	Fr.	HS	Columbia, S.C. (Heathwood Hall)
72	Ronald Cochran	OL	6-4	308	So.	SQ	Olive Branch, Miss. (Olive Branch)
73	Darryl Williams	OL	6-2	303	RFr.	RS	Bessemer, Ala. (Bessemer City)
74	Elgton Jenkins	OL	6-4	305	So.	1L	Clarksdale, Miss. (Clarksdale)
75	Harrison Moon	OL	6-4	290	RFr.	RS	Chattanooga, Tenn. (Signal Mountain)
76	Blake Mitchell	ATH	6-0	300	Fr.	HS	Brentwood, Tenn. (Ensworth)
79	Evans Wilkerson	OL	6-5	304	RFr.	RS	Ridgeland, Miss. (Jackson Academy)
80	Christian Roberson	TE	6-5	239	Fr.	HS	Atlanta, Ga. (McEachern)
81	Justin Johnson	TE	6-3	239	So.	1L	Birmingham, Ala. (Hoover)
82	Farrod Green	TE	6-3	232	RFr.	RS	Wesson, Miss. (Wesson Attendance Center)
83	Jordan Thomas	TE	6-5	295	Jr.	JC	Sumrall, Miss. (East Central CC)
84	Dontea Jones	TE	6-4	254	Fr.	HS	McCool, Miss. (Jireh (N.C.) Prep)
85	Jonas Spivey	WR	6-0	200	RFr.	RS	Louin, Miss. (Bay Springs)
86	Jesse Jackson	WR	6-2	211	So.	1L	Petal, Miss. (Petal)
87	Osirus Mitchell	WR	6-4	190	Fr.	HS	Sarasota, Fla. (Booker)
87	Wyatt Powell	ATH	5-9	189	RFr.	RS	Ridgeland, Miss. (Jackson Academy)
88	Aaron Hamaker	TE	6-4	272	So.	SQ	Little Rock, Ark. (Catholic)
88	Nick James	DL	6-5	320	Sr.	2L	Long Beach, Miss. (Long Beach)
90	Grant Harris	DL	6-3	290	So.	SQ	Bolton, Miss. (Clinton)
91	Anfernee Mullins	DL	6-3	261	RFr.	RS	Aliceville, Ala. (Aliceville)
92	Kendell Jones	DL	6-4	280	RFr.	RS	Pinson, Ala. (Clay-Chalkville)
94	Nelson Adams	DL	6-3	305	Sr.	3L	Brandon, Miss. (Brandon)
95	Braxton Hoyett	DL	6-3	305	So.	SQ	Pelham, Ala. (Pelham)
96	Tre Brown	DL	6-4	309	Jr.	JC	Ackerman, Miss. (Copiah-Lincoln CC)
98	Jeffery Simmons	DL	6-4	310	Fr.	HS	Macon, Miss. (Noxubee County)

PRONUNCIATION GUIDE

3	Traver Jung	TREV-er
4	Gerri Green	GAIR-ee
9	Jamoral Graham	JUH-more-ul
11	Kivon Coman	KEY-von
18	Dedrick Thomas	rhymes with dead
22	Malik Dear	muh-LEEK
27	Aeris Williams	AIR-ris
54	Greg Eiland	pronounced Island
55	Martinas Rankin	Mar-TEE-nus
62	Devon Desper	DEH-vuhn
63	Jocquell Johnson	rhymes with jock
74	Elgton Jenkins	ELG-tuhn
80	Christian Roberson	ROH-ber-suhn
82	Farrod Green	FUH-rahd
87	Osirus Mitchell	O-sye-rus

COACHING STAFF

Dan Mullen, Head Coach • Eighth Season
Brian Baker, Defensive Line • First Season
Terrell Buckley, Cornerbacks • First Season
Billy Gonzales, Co-offensive Coordinator/Wide Receivers • Fourth Season
John Hevesy, Co-offensive Coordinator/Offensive Line • Eighth Season
* Brian Johnson, Quarterbacks • Third Season
Greg Knox, Special Teams Coordinator/Running Backs • Eighth Season
* Maurice Linguist, Safeties • First Season
Scott Sallach, Tight Ends • Eighth Season
Peter Sirmon, Defensive Coordinator/Linebackers • First Season

* - indicates in the press box

2016 MISSISSIPPI STATE COACHES

ON THE FIELD



DAN MULLEN
Head Coach
Eighth Season



BRIAN BAKER
Defensive Line
First Season



TERRELL BUCKLEY
Cornerbacks
First Season



BILLY GONZALES
Co-OC/Wide Receivers
Fourth Season



JOHN HEVESY
Co-OC/Offensive Line
Eighth Season



GREG KNOX
Running Backs/Special Teams
Eighth Season



PETER SIRMON
Def. Coordinator/Linebackers
First Season



SCOTT SALLACH
Tight Ends
Eighth Season

IN THE BOOTH



BRIAN JOHNSON
Quarterbacks
Third Season



MAURICE LINGUIST
Safeties
First Season