



BUCCANEER

20 FOOTBALL 17



THE RUNDOWN

RECORD	OVERALL:	0-0
	BIG SOUTH	0-0
	NON-CONFERENCE	0-0
	HOME	0-0
	AWAY	0-0
	NEUTRAL	0-0

THE SCHEDULE

Date	Opponent	Time
Sept. 2	at Mississippi State	4 p.m.
Sept. 9	at S.C. State	6 p.m.
Sept. 16	at Elon	6 p.m.
Sept. 23	Point	6 p.m.
Sept. 30	Mississippi Valley State	6 p.m.
Oct. 14	at Presbyterian*	Noon
Oct. 21	Savannah State	6 p.m.
Oct. 28	Monmouth*	6 p.m.
Nov. 4	at Gardner-Webb*	1:30 p.m.
Nov. 11	at Kennesaw State*	3:30 p.m.
Nov. 18	Liberty*	Noon

*Big South Opponent // All times Eastern

TUNE IN

TV: SEC Network
 PXP: Taylor Zarzour
 Analyst: Andre Ware
 Sideline: Olivia Harlan



RADIO: CSU Sports Network
 PXP: Kevin O'Rourke



MEDIA RELATIONS

Seth Montgomery (Primary)

Assistant A.D. / Media

Cell: (843) 259-4434

Email: smontgomery@csuniv.edu

Kevin O'Rourke (Secondary)

Director of Sports Media/Voice of the Bucs

Cell: (843) 607-9612

Email: korourke@csuniv.edu

Mississippi State Contact:

Bill Martin

Associate A.D. / Communications

Phone: (662) 325-0967

Email: bmartin@athletics.msstate.edu

TABLE OF CONTENTS

Media Information	2
Numerical Roster	3
Alphabetical Roster	4
Depth Chart	5
Accolades	6-7
Offensive Notes	8-9
Defensive Notes	10-11
Special Teams Notes	12
Mark Tucker	13
Team Statistics	14-26
All-Time Series Records	27
Single Game Records	28-29
Last Time It Happened	30

GAME 1 | MISSISSIPPI STATE

Sept. 2, 2017 * Starkville, Miss. * 4 p.m. ET/3 p.m. CT * SEC Network * CSU Sports Network



CHARLESTON SOUTHERN BIG SOUTH

2016 Record: 7-4/4-1
 Head Coach: Mark Tucker
 Career: 0-0 (1st)
 CSU: 0-0 (1st)

QUICK HITS

33.0	Points/Game	30.4
22.2	Points Allowed/Game	31.8
266.5	Rush Yards/Game	230.5
135.3	Rush Yards Allowed/Game	177.5
142.9	Pass Yards/Game	209.7
158.8	Pass Yards Allowed/Game	281.5
409.5	Total Offense/Game	440.2

*2016 Statistics



MISSISSIPPI STATE SEC

2016 Record: 6-7/3-5
 Head Coach: Dan Mullen
 Career: 61-42 (9th)
 MSU: 61-42 (9th)



RETURNING STAT LEADERS

#6 Shane Bucenell

2016: 67-113, 1,100 yards, 15 TD

PASSING

#7 Nick Fitzgerald

2016: 196-361, 2,423 yards, 21 TD

#6 Shane Bucenell

2016: 88-325, 3.7 YPC

RUSHING

#7 Nick Fitzgerald

2016: 195-1375, 16 TD

#84 Kameron Brown

2016: 27-540, 6 TD

RECEIVING

#6 Donald Gray

2016: 41-709, 5TD

#34 Solomon Brown

2016: 70 Tackles, 14.5 TFL, 4.5 Sacks

DEFENSE

#44 Leo Lewis

2016: 79 Tackles, 4.5 TFL, 1.0 Sacks

AT A GLANCE

KEY STORYLINES

>>TUCKER AT THE REINS

Mark Tucker makes his head coaching debut with the Bucs on September 2 as the former CSU QB coach leads the team onto the field in Starkville. Tucker's last time at MSU came in 1998 when he served as the QB coach at ETSU with former CSU HC Jamey Chadwell earning the start.

>>SEARCHING FOR FIRST FBS WIN

Charleston Southern is still seeking its first win against a full FBS opponent, having beaten both Appalachian State (2013) and Coastal Carolina (2016) during their transitional years from FCS to FBS. The Bucs are 0-18 all-time against FBS opponents since CSU first lined up against South Florida back in the 2002 season.

>>WHO WILL RUN THE BALL

After redshirting in 2015 and biding their time behind the trio of Mike Holloway, Darius Hammond and Ben Robinson in 2016, sophomores Chanin Hamilton and Ronnie Harris figure to play leading roles in the Bucs' ground game in 2017. Both earned spot playing time, but have showcased the talent that make the coaching staff optimistic they can pile up yardage.

SERIES INFORMATION

Overall:	First Meeting
Starkville:	First Meeting
Charleston:	N/A
Neutral:	N/A
First Meeting:	First Meeting
Last Meeting:	First Meeting
Streak:	N/A

The Venue

Stadium:	Davis Wade Stadium at Scott Field
Capacity:	61,337
Surface:	Hybrid Bermuda Grass



CHARLESTON SOUTHERN WEEKLY SCHEDULE

28 MON	29 TUES	30 WED	31 THU	1 FRI	2 SAT	3 SUN
Coach Tucker Media Interview - 1:30 p.m. Practice - 5 p.m.	Practice - 4 p.m.	Practice - 4 p.m.	Practice - 4 p.m.	Team Walk Through - 3:30 p.m.	CSU GAMEDAY vs. Mississippi State - 4 p.m. ET/3 p.m. CT SEC Network	Off Day No Media Availability

THE BASICS

Location (Founded).....	Charleston, S.C. (1964)
Address	P.O. Box 118087, Charleston, S.C. 29423-8087
Conference	Big South
Affiliation	NCAA Division I (FCS)
Enrollment	3,596
Colors	Blue (PMS 295) and Gold (PMS 7503)
Nickname	Buccaneers
Mascot	"Bucky"
Band	"Pride of the Lowcountry"
President	Dr. Jairy C. Hunter, Jr.
Faculty Representative	Dr. Todd Heldreth
Athletic Director	Hank Small
Assistant A.D.(Compliance)/SWA	Ashton Turner
Assistant A.D. (Media Relations)	Seth Montgomery
Assistant A.D. (Development)	Tyler Davis
Assistant A.D. (Internal Affairs)	James Bradley
Strength and Conditioning Coach	Chad Scott
Ticket Manager	Rachelle Bouronich
Administrative Assistant	Becky Bates
Athletic Department Phone	843-863-7678
Athletic Department Fax	843-863-7695
Ticket Office Phone	843-863-7670

FACILITY INFORMATION

Facility	Buccaneer Field
Capacity	4,000
Surface	Field Turf
Record at Buccaneer Field	77-65

HISTORY

First Year of Football	1991
All-Time Record	117-171
All-Time Big South Record	34-39
Conference Championships	3
..... (2005 Co-Champions), (2015 Outright), (2016 Co-Champions)	
Playoff Appearances 2015 (#8 national seed; reached FCS quarterfinals)	
..... 2016 (FCS First Round)	

TEAM INFORMATION

2016 Overall Record	7-4
Home/Away/Neutral	4-1/3-3/0-0
Big South Conference/Finish	4-1/1st
Home/Away	2-1/2-0

COACHING STAFF

Head Coach	Mark Tucker
Assistant Head Coach/Defensive Coord./LBs	Zane Vance
Offensive Line	Ron Hudson
Defensive Line	Josh Cooper
Safeties	Mike Adams
Cornerbacks	Bryant Foster
Running Backs	Malcolm Dixon
Wide Receivers/Video Coordinator	Michael DeTerlizzi
Kickers/Punters and Director of Football Ops	David Padilla
Tight Ends/Asst. Recruiting Coord.	Charlie Skalaski
Assistant Offensive Line	Matt White
Head Strength & Conditioning Coach	Chad Scott
Graduate Assistant (Linebackers)	Aaron Brown
Graduate Assistant (Defense/Operations)	Seth Harrelson

MEDIA AVAILABILITY AND POLICY

WEEKLY GAME NOTES

Thank you for your coverage of CSU Football for the 2017 season. These game notes have been designed to provide local, regional and national media with useful information about the CSU football program, specific to this week's game. Additional information on CSU's history and tradition, along with much more in-depth team information can be found in your copy of the 2017 CSU Football Media Guide. You can also find more information at csusports.com. Should you need additional information such as photographs, video or additional media guides, please contact the CSU Sports Information office at (843) 863-7853.

CSUSPORTS.COM

Please visit csusports.com for press releases, updated player and coach bios, statistics, game notes, and schedules. The 2017 CSU Football Media Guide is available online in PDF at http://csusports.com/sports/fball/2017-18/files/2017_CSU_Football_Media_Guide.pdf.

PRACTICES AND MEDIA AVAILABILITY

Members of the media will be invited to conduct interviews before and at the conclusion of practice. Please give at least 24 hours notice with special requests. (PLEASE NOTE THE CALENDAR ABOVE FOR MEDIA AVAILABILITY FOR THE WEEK.)

ATHLETIC STAFF INTERVIEWS

Interview requests for Athletic Director Hank Small or any other member of the athletic administration should be directed to Assistant A.D. for Media Seth Montgomery. Montgomery can be contacted at smontgomery@csuniv.edu or at (843) 863-7853.

SOCIAL MEDIA

Football Twitter: @CSUFB
 CSU Athletics Twitter: @CSUSports, @CSUGameDay
 Instagram: @CSUBucs
 Facebook: @CSUSports
 YouTube: @CSUSports

POSTGAME MEDIA AVAILABILITY

Postgame interviews will be conducted at field level at Buccaneer Field in the end zone closest to the CSU locker room. Coach Mark Tucker and select players will be available following the NCAA mandatory cooling off period. Members of the media are invited to move from the press box down to the field four minutes prior to the ending of the game. For road games, CSU will conduct interviews outside the locker room or in a location designated by the host school.

POLICY REMINDERS

Other than during the recognized interview time at practice sessions, press conferences and other organized media availability, interviews and information inquiries must be initiated and arranged through the Athletic Communications office prior to being conducted. Media members should not contact directly CSU players, coaches, support staff or other athletic department personnel for any reason. Some players may not be available at every practice depending on circumstances such as classes, exams or other obligations.

2017 CHARLESTON SOUTHERN FOOTBALL

NUMERICAL ROSTER

No.	Name	Pos.	Cl.	Ht.	Wt.	Hometown/(Previous School)
1	London Johnson	QB	R-So.	6-0	190	Clio, S.C. / Marlboro County
2	Ronnie Harris	RB	R-So.	5-10	205	Richmond Hill, Ga. / Richmond Hill
3	Jonathan Slaton	DB	R-Jr.	5-10	180	Lithonia, Ga. / Arabia Mountain
4	Geoffrey Wall	WR	So.	5-9	175	High Point, N.C. / High Point Central
5	J.D. Sosebee	LB	R-So.	6-1	220	Gainesville, Ga. / Gainesville
6	Shane Bucenell	QB	R-So.	5-11	190	Wesley Chapel, Fla. / Wiregrass Ranch
7	Brandon Rowland	DB	R-Jr.	6-0	180	Irmo, S.C. / Irmo
8	Anthony Ellis	DL	Sr.	6-1	245	Apopka, Fla. / Apopka
9	Demetri Royer	S	R-Fr.	6-0	195	Clearwater, Fla. / CCC
10	Robert Mitchell	QB	Sr.	6-0	220	Beaumont, Texas / Beaumont Central
11	Matthew Martin	WR	R-Fr.	6-0	175	Anderson, S.C. / Westside
12	Josh Bell	DB	R-Fr.	5-10	165	Ridgeway, S.C. / Fairfield Central
13	James Allen	DB	Jr.	5-8	160	Ft. Lauderdale, Fla. / UMass
14	Taz Lindsey	RB	Jr.	5-7	176	Hephzibah, Ga. / Feather River College
16	Saire Davis	WR	Jr.	6-2	170	Byron, Ga. / Peach County
17	Adam Allen	RB	Sr.	5-10	210	Aiken, S.C. / South Aiken
18	Jack Chambers	QB	Fr.	5-10	170	Lilburn, Ga. / Parkview
18	Johnny Robinson	DL	Jr.	6-1	260	Apopka, Fla. / Apopka
19	Russell Montgomery	WR	Fr.	5-7	160	Summerville, S.C. / Summerville
20	Darin Smalls	DB	R-So.	5-11	185	Summerville, S.C. / Summerville
22	Jamari Dunbar	RB	Fr.	5-8	192	Bamberg, S.C. / Bamberg-Ehrhardt
23	Ellijah Henry	RB	Fr.	5-10	170	Charlotte, N.C. / Rocky River
24	Jarrold Stanley	DB	R-Fr.	5-9	165	Fairburn, Ga. / Creekside
25	Chanin Hamilton	RB	R-So.	5-10	198	Vienna, Ga. / Dooley County
26	Terrance Wilson	RB	Fr.	5-8	200	Leesville, S.C. / Batesburg-Leesville
27	BJ Daniels-Sanders	RB	Fr.	5-8	188	Rocky Mount, N.C. / Rocky Mount
27	Ty'Reik Faulks	LB	R-Fr.	6-0	190	Goose Creek, S.C. / Stratford
28	Noah Shuler	RB	R-Jr.	5-7	215	Goose Creek, S.C. / Stratford
29	Shadarius Hopkins	DB	Jr.	5-10	185	Winnsboro, S.C. / Fairfield Central
30	Nick Graves	DB	R-Fr.	6-1	165	Lexington, S.C. / Lexington
31	Anton Williams	LB	Fr.	6-3	215	Marianna, Fla. / Marianna
32	Jonathan Earl	LB	Fr.	5-10	215	Cayce, S.C. / Airport
33	Tah'shim Knight	LB	Fr.	5-10	215	St. Petersburg, Fla. / Northside Chr.
34	Solomon Brown	LB	R-Jr.	6-1	235	Central, S.C. / Daniel
35	Stefan Williams	LB	So.	6-0	215	Arcadia, Fla. / Desoto
36	Terrell Powell	DB	Fr.	5-9	185	Tallahassee, Fla. / North Florida Chr.
37	Sekwan Jenkins	DB	Fr.	6-0	182	Columbia, S.C. / Blythewood
38	Kyle Syvarth	LB	Fr.	6-1	205	Marietta, Ga. / Lassiter
39	Quan White	DB	R-Jr.	6-1	190	Greenville, S.C. / Christ Church
40	Noah Oliver	DL	R-Jr.	6-3	280	Altamonte Springs, Fla. / Lake Brantley
41	Bobby Ruff	LB	Sr.	6-3	210	Charleston, S.C. / West Ashley
42	Demarius Alexander	LB	R-Sr.	5-10	200	Camden, S.C. / Camden
43	Zane Cruz	LB	Sr.	6-2	215	Jacksonville, Fla. / Yulee
44	John Chiramonte Jr.	TE	R-Fr.	6-2	238	Clearwater Beach, Fla. / AFA Prep
45	Landon Sayegh	LB	R-Jr.	5-9	215	Simpsonville, S.C. / Hillcrest
47	Alex Ushy	K	Fr.	5-10	185	McDonough, Ga. / ELCA
48	Cameron Cain	DB	Jr.	5-11	165	Columbia, S.C. / Spring Valley
49	Evan Cruz	DB	So.	5-8	170	Viera, Fla. / Viera
50	Edward King	LB	So.	6-1	210	Hallandale, Fla. / Hallandale
51	Joe Gold	OL	R-Jr.	6-3	270	Fort Myers, Fla. / FAU

COACHING STAFF LOCATIONS

Sidelines

Head Coach	Mark Tucker
Assistant Head Coach/Defensive Coord./LBs	Zane Vance
Offensive Line.....	Ron Hudson
Defensive Line.....	Josh Cooper
Cornerbacks.....	Bryant Foster
Wide Receivers.....	Michael DeTerlizzi
Kickers/Punters and Director of Football Ops.....	David Padilla

Press Box

Running Backs	Malcolm Dixon
Safeties	Mike Adams
Offensive Line Assistant.....	Matt White
Tight Ends Coach/Asst. Recruiting Coord.	Charlie Skalaski
Graduate Assistant (Defense/Operations)	Seth Harrelson
Graduate Assistant (Linebackers).....	Aaron Brown

GAME 1 | MISSISSIPPI STATE

No.	Name	Pos.	Cl.	Ht.	Wt.	Hometown/(Previous School)
52	Nick Salley	LB	So.	5-10	165	Walterboro, S.C. / Colleton
54	Gage Bostwick	OL	R-Jr.	6-2	275	Altamonte Springs, Fla. / Lake Brantley
55	Joseph Maxberry IV	LB	R-Sr.	6-4	230	Columbia, S.C. / Spring Valley
56	Mike Taylor	DL	R-So.	6-3	250	Fairfax, S.C. / Allendale Fairfax
57	Nick Sands	DL	R-Jr.	6-1	280	Greer, S.C. / Eastside
58	Jackson Williamson	OL	R-Sr.	6-0	285	Macon, Ga. / Jones County
59	Markeith Bailey	LB	R-Sr.	6-1	232	Holly Hill, S.C. / Lake Marion
60	Caleb Brannon	OL	R-So.	6-0	295	Spartanburg, S.C. / Dorman
61	Travis White	OL	Jr.	6-0	250	York, S.C. / York
62	Tyler Tekac	K	Jr.	6-0	160	Goose Creek, S.C. / Stratford
63	Kyle Reighard	K/P	R-So.	6-2	197	Salem, Va. / Salem
65	Stephen Haralambis	OL	R-So.	6-3	270	Chapin, S.C. / Chapin
66	JD Rice	OL	R-So.	6-2	255	Orlando, Fla. / Lake Nona
68	Wesley Echols	K	R-Fr.	5-7	180	Zeeland, Mich. / Zeeland East
69	Ethan Ray	LS	R-Fr.	6-0	185	Boiling Springs, S.C. / Boiling Springs
70	Alex Thompson	OL	R-Jr.	6-2	270	Spartanburg, S.C. / Spartanburg
71	Daviyon McDaniel	OL	Fr.	6-3	265	Sumter, S.C. / Sumter
72	Frank Cirone	OL	R-Sr.	6-3	280	Naples, Fla. / Naples
73	Nick Tononi	OL	R-Jr.	5-11	260	North Charleston, S.C. / Fort Dorchester
74	Leroy Henry	OL	So.	6-2	320	St. Cloud, Fla. / St. Cloud
75	Ryan Hiller	OL	Fr.	6-1	280	Blythewood, S.C. / Westwood
76	JT Melton	OL	Fr.	6-2	285	Chesterfield, S.C. / Dillon
77	Jarrold Downer	OL	R-So.	6-3	265	Swainsboro, Ga. / Emmanuel Co. Inst.
78	Zack Evans	OL	R-So.	6-2	285	Florence, S.C. / South Florence
79	Brackin Smith	OL	R-So.	6-3	270	Bogart, Ga. / North Oconee
80	Kenny Dinkins	WR	R-Sr.	5-10	185	Lawtey, Fla. / Bradford
81	Dale Foster	WR	Fr.	5-11	175	St. Petersburg, Fla. / Pinellas Park
82	Jaquan Williams	WR	R-Fr.	6-3	180	Simpsonville, S.C. / Woodmont
83	Qua-Vonn Scott	TE	R-So.	6-1	230	Athens, Ga. / Clarke Central
84	Kameron Brown	WR	R-So.	6-3	200	Beech Island, S.C. / Midland Valley
84	Craig Johnson	LB	R-So.	6-2	205	Swansea, S.C. / Swansea
85	Taylor Karnap	WR	R-Fr.	6-1	170	Myrtle Beach, S.C. / Socastee
86	Garris Schwarting	WR	So.	5-10	160	Bamberg, S.C. / Bamberg Ehrhardt
88	Travay Hatten	TE	R-So.	6-4	220	Pageland, S.C. / Central
89	Kale Rhame	TE	R-Fr.	6-4	205	Chapin, S.C. / Chapin
90	Shaundre Mims	DL	Fr.	6-0	228	Vanceboro, N.C. / West Craven
91	Jacob Garibay	DL	R-So.	6-1	230	Hanahan, S.C. / Hanahan
92	Kenneth Spiller	DL	Fr.	6-1	270	Miami, Fla. / Miami Palmetto
93	Malik Wright	LB	R-Fr.	5-11	220	Strafford, Va. / Wright Colonial Forge
94	Eishaun Funnys	DL	R-So.	6-2	295	Hemingway, S.C. / Hemingway
95	Ramel Hambrick-Crawford	DL	R-Jr.	6-0	280	Atlanta, Ga. / Tucker
96	Skyler Curry	DL	R-Fr.	6-1	230	Graniteville, S.C. / Midland Valley
97	Jacob Smoak	K	Jr.	6-1	160	Lexington, S.C. / Brookland-Cayce
99	David Kennedy	K/P	Sr.	5-11	190	Summerville, S.C. / Summerville

PRONUNCIATION GUIDE

#3 - Jonathan SLay-ton
#5 - J.D. Soes-bee
#6 - Shane Buce (Rhymes with Juice)-nell
#7 - Brandon Row-land
#16 - Sy-ear Davis
#25 - Chan-in Hamilton
#27 - Ty-Reek Faulks
#29 - Shah-dare-ee-us Hopkins
#33 - Tah-shim Knight
#37 - Seck-wan Jenkins
#38 - Kyle Sy-varth
#44 - John Chee-are-mon-tay
#45 - Landon Say
#47 - Alex Ush-ree
#62 - Tyler Tee-kack
#63 - Kyle Rye-guard
#71 - Day-vee-on McDaniel
#72 - Frank Sir-own-ee

#88 - Trah-vay Hatten
#89 - Kale Rhayme
#90 - Shawn-dre Mims
#91 - Jacob Gare-ih-bay
#93 - Mah-leek Wright
#94 - Ee-shaun Funny
#97 - Jacob Smoke

COACHES

Wide Receivers - Mike Dee-Terr-lee-zee
Kickers/Punters/Ops - David Pah-dee-ah
Tight Ends - Charlie Skah-lah-skee

ALPHABETICAL ROSTER

No.	Name	Pos.	Cl.	Ht.	Wt.	Hometown/(Previous School)
42	Demarius Alexander	LB	R-Sr.	5-10	200	Camden, S.C. / Camden
13	James Allen	DB	Jr.	5-8	160	Ft. Lauderdale, Fla. / UMass
17	Adam Allen	RB	Sr.	5-10	210	Aiken, S.C. / South Aiken
59	Markeith Bailey	LB	R-Sr.	6-1	232	Holly Hill, S.C. / Lake Marion
12	Josh Bell	DB	R-Fr.	5-10	165	Ridgeway, S.C. / Fairfield Central
54	Gage Bostwick	OL	R-Jr.	6-2	275	Altamonte Springs, Fla. / Lake Brantley
60	Caleb Brannon	OL	R-So.	6-0	295	Spartanburg, S.C. / Dorman
34	Solomon Brown	LB	R-Jr.	6-1	235	Central, S.C. / Daniel
84	Kameron Brown	WR	R-So.	6-3	200	Beech Island, S.C. / Midland Valley
6	Shane Bucenell	QB	R-So.	5-11	190	Wesley Chapel, Fla. / Wiregrass Ranch
48	Cameron Cain	DB	Jr.	5-11	165	Columbia, S.C. / Spring Valley
18	Jack Chambers	QB	Fr.	5-10	170	Lilburn, Ga. / Parkview
44	John Chiramonte Jr.	TE	R-Fr.	6-2	238	Clearwater Beach, Fla. / AFA Prep
72	Frank Cirone	OL	R-Sr.	6-3	280	Naples, Fla. / Naples
43	Zane Cruz	LB	Sr.	6-2	215	Jacksonville, Fla. / Yulee
49	Evan Cruz	DB	So.	5-8	170	Viera, Fla. / Viera
96	Skyler Curry	DL	R-Fr.	6-1	230	Graniteville, S.C. / Midland Valley
27	BJ Daniels-Sanders	RB	Fr.	5-8	188	Rocky Mount, N.C. / Rocky Mount
16	Saire Davis	WR	Jr.	6-2	170	Byron, Ga. / Peach County
80	Kenny Dinkins	WR	R-Sr.	5-10	185	Lawtey, Fla. / Bradford
77	Jarrold Downer	OL	R-So.	6-3	265	Swainsboro, Ga. / Emmanuel Co. Inst.
22	Jamari Dunbar	RB	Fr.	5-8	192	Bamberg, S.C. / Bamberg-Ehrhardt
32	Jonathan Earl	LB	Fr.	5-10	215	Cayce, S.C. / Airport
68	Wesley Echols	K	R-Fr.	5-7	180	Zeeland, Mich. / Zeeland East
8	Anthony Ellis	DL	Sr.	6-1	245	Apopka, Fla. / Apopka
78	Zack Evans	OL	R-So.	6-2	285	Florence, S.C. / South Florence
27	Ty'Reik Faulks	LB	R-Fr.	6-0	190	Goose Creek, S.C. / Stratford
81	Dale Foster	WR	Fr.	5-11	175	St. Petersburg, Fla. / Pinellas Park
94	Eishaun Funnye	DL	R-So.	6-2	295	Hemingway, S.C. / Hemingway
91	Jacob Garibay	DL	R-So.	6-1	230	Hanahan, S.C. / Hanahan
51	Joe Gold	OL	R-Jr.	6-3	270	Fort Myers, Fla. / FAU
30	Nick Graves	DB	R-Fr.	6-1	165	Lexington, S.C. / Lexington
95	Ramel Hambrick-Crawford	DL	R-Jr.	6-0	280	Atlanta, Ga. / Tucker
25	Chanin Hamilton	RB	R-So.	5-10	198	Vienna, Ga. / Dooley County
65	Stephen Haralambis	OL	R-So.	6-3	270	Chapin, S.C. / Chapin
2	Ronnie Harris	RB	R-So.	5-10	205	Richmond Hill, Ga. / Richmond Hill
88	Travay Hatten	TE	R-So.	6-4	220	Pageland, S.C. / Central
23	Elijah Henry	RB	Fr.	5-10	170	Charlotte, N.C. / Rocky River
74	Leroy Henry	OL	So.	6-2	320	St. Cloud, Fla. / St. Cloud
75	Ryan Hiller	OL	Fr.	6-1	280	Blythewood, S.C. / Westwood
29	Shadarius Hopkins	DB	Jr.	5-10	185	Winnboro, S.C. / Fairfield Central
37	Sekwan Jenkins	DB	Fr.	6-0	182	Columbia, S.C. / Blythewood
1	London Johnson	QB	R-So.	6-0	190	Clio, S.C. / Marlboro County
84	Craig Johnson	LB	R-So.	6-2	205	Swansea, S.C. / Swansea
85	Taylor Karnap	WR	R-Fr.	6-1	170	Myrtle Beach, S.C. / Socastee
99	David Kennedy	K/P	Sr.	5-11	190	Summerville, S.C. / Summerville
50	Edward King	LB	So.	6-1	210	Hallandale, Fla. / Hallandale
33	Tah'shim Knight	LB	Fr.	5-10	215	St. Petersburg, Fla. / Northside Chr.
14	Taz Lindsey	RB	Jr.	5-7	176	Hephzibah, Ga. / Feather River College
11	Matthew Martin	WR	R-Fr.	6-0	175	Anderson, S.C. / Westside

COACHING STAFF LOCATIONS

Sidelines

Head Coach	Mark Tucker
Assistant Head Coach/Defensive Coord./LBs	Zane Vance
Offensive Line.....	Ron Hudson
Defensive Line.....	Josh Cooper
Cornerbacks.....	Bryant Foster
Wide Receivers.....	Michael DeTerlizzi
Kickers/Punters and Director of Football Ops.....	David Padilla

Press Box

Running Backs	Malcolm Dixon
Safeties	Mike Adams
Offensive Line Assistant.....	Matt White
Tight Ends Coach/Asst. Recruiting Coord.	Charlie Skalaski
Graduate Assistant (Defense/Operations)	Seth Harrelson
Graduate Assistant (Linebackers).....	Aaron Brown

No.	Name	Pos.	Cl.	Ht.	Wt.	Hometown/(Previous School)
55	Joseph Maxberry IV	LB	R-Sr.	6-4	230	Columbia, S.C. / Spring Valley
71	Daviyon McDaniel	OL	Fr.	6-3	265	Sumter, S.C. / Sumter
76	JT Melton	OL	Fr.	6-2	285	Chesterfield, S.C. / Dillon
90	Shaundre Mims	DL	Fr.	6-0	228	Vanceboro, N.C. / West Craven
10	Robert Mitchell	QB	Sr.	6-0	220	Beaumont, Texas / Beaumont Central
19	Russell Montgomery	WR	Fr.	5-7	160	Summerville, S.C. / Summerville
40	Noah Oliver	DL	R-Jr.	6-3	280	Altamonte Springs, Fla. / Lake Brantley
36	Terrell Powell	DB	Fr.	5-9	185	Tallahassee, Fla. / North Florida Chr.
69	Ethan Ray	LS	R-Fr	6-0	185	Boiling Springs, S.C. / Boiling Springs
63	Kyle Reighard	K/P	R-So.	6-2	197	Salem, Va. / Salem
89	Kale Rhame	TE	R-Fr.	6-4	205	Chapin, S.C. / Chapin
66	JD Rice	OL	R-So.	6-2	255	Orlando, Fla. / Lake Nona
18	Johnny Robinson	DL	Jr.	6-1	260	Apopka, Fla. / Apopka
7	Brandon Rowland	DB	R-Jr.	6-0	180	Irmo, S.C. / Irmo
9	Demetri Royer	S	R-Fr.	6-0	195	Clearwater, Fla. / CCC
41	Bobby Ruff	LB	Sr.	6-3	210	Charleston, S.C. / West Ashley
52	Nick Salley	LB	So.	5-10	165	Walterboro, S.C. / Colleton
57	Nick Sands	DL	R-Jr.	6-1	280	Greer, S.C. / Eastside
45	Landon Sayegh	LB	R-Jr.	5-9	215	Simpsonville, S.C. / Hillcrest
86	Garris Schwarting	WR	So.	5-10	160	Bamberg, S.C. / Bamberg Ehrhardt
83	Qua-Vonn Scott	TE	R-So.	6-1	230	Athens, Ga. / Clarke Central
28	Noah Shuler	RB	R-Jr.	5-7	215	Goose Creek, S.C. / Stratford
3	Jonathan Slaton	DB	R-Jr.	5-10	180	Lithonia, Ga. / Arabia Mountain
20	Darin Smalls	DB	R-So.	5-11	185	Summerville, S.C. / Summerville
79	Brackin Smith	OL	R-So.	6-3	270	Bogart, Ga. / North Oconee
97	Jacob Smoak	K	Jr.	6-1	160	Lexington, S.C. / Brookland-Cayce
5	J.D. Sosebee	LB	R-So.	6-1	220	Gainesville, Ga. / Gainesville
92	Kenneth Spiller	DL	Fr.	6-1	270	Miami, Fla. / Miami Palmetto
24	Jarrold Stanley	DB	R-Fr.	5-9	165	Fairburn, Ga. / Creekside
38	Kyle Syvarth	LB	Fr.	6-1	205	Marietta, Ga. / Lassiter
56	Mike Taylor	DL	R-So.	6-3	250	Fairfax, S.C. / Allendale Fairfax
62	Tyler Tekac	K	Jr.	6-0	160	Goose Creek, S.C. / Stratford
70	Alex Thompson	OL	R-Jr.	6-2	270	Spartanburg, S.C. / Spartanburg
73	Nick Tononi	OL	R-Jr.	5-11	260	North Charleston, S.C. / Fort Dorchester
47	Alex Usry	K	Fr.	5-10	185	McDonough, Ga. / ELCA
4	Geoffrey Wall	WR	So.	5-9	175	High Point, N.C. / High Point Central
39	Quan White	DB	R-Jr.	6-1	190	Greenville, S.C. / Christ Church
61	Travis White	OL	Jr.	6-0	250	York, S.C. / York
31	Anton Williams	LB	Fr.	6-3	215	Marianna, Fla. / Marianna
35	Stefan Williams	LB	So.	6-0	215	Arcadia, Fla. / Desoto
58	Jackson Williamson	OL	R-Sr.	6-0	285	Macon, Ga. / Jones County
82	Jaquan Williams	WR	R-Fr.	6-3	180	Simpsonville, S.C. / Woodmont
26	Terrance Wilson	RB	Fr.	5-8	200	Leesville, S.C. / Batesburg-Leesville
93	Malik Wright	LB	R-Fr.	5-11	220	Stratford, Va. / Wright Colonial Forge

PRONUNCIATION GUIDE

#3 - Jonathan SLay-ton
#5 - J.D. Soes-bee
#6 - Shane Buce (Rhymes with Juice)-nell
#7 - Brandon Row-land
#16 - Sy-ear Davis
#25 - Chan-in Hamilton
#27 - Ty-Reek Faulks
#29 - Shah-dare-ee-us Hopkins
#33 - Tah-shim Knight
#37 - Seck-wan Jenkins
#38 - Kyle Sy-varth
#44 - John Chee-are-mon-tay
#45 - Landon Say
#47 - Alex Ush-ree
#62 - Tyler Tee-kack
#63 - Kyle Rye-guard
#71 - Day-vee-on McDaniel
#72 - Frank Sir-own-ee

#88 - Trah-vay Hatten
#89 - Kale Rhayne
#90 - Shawn-dre Mims
#91 - Jacob Gare-ih-bay
#93 - Mah-leek Wright
#94 - Ee-shaun Funny
#97 - Jacob Smoke

COACHES

Wide Receivers - Mike Dee-Terr-lee-zee
Kickers/Punters/Ops - David Pah-dee-ah
Tight Ends - Charlie Skah-lah-skee

BUCCANEER TWO-DEEP

BUCCANEER OFFENSE

Pos.	No.	Name	Ht.	Wt.	Yr.	2016 GP/GS	Career GP/GS	Note
WR	84	Kameron Brown	6-3	205	R-So.	11/9	11/9	2017 Preseason All-Conference; 5th in NCAA in YPC (20.00) in 2016
	80	Kenny Dinkins	5-10	185	R-Sr.	-	22/5	Returning from injury; 18.5 YPC in 2015; had 17 of 18 rec. over last 7 games
	11	Matthew Martin	6-0	175	R-Fr.	-	-	Redshirted in '2016; Tallied 1,400 yards and 15 TDs in HS playing career
WR	16	Saire Davis	6-2	170	Jr.	9/2	21/2	Fifth on team in catches in 2017; 99 yards and two TDs in win over Bucknell
	80	Kenny Dinkins	5-10	185	R-Sr.	0/0	22/5	Returning from injury; 18.5 YPC in 2015; had 17 of 18 rec. over last 7 games
H	4	Geoffrey Wall	5-9	175	So.	11/0	11/0	Averaged 5.9 yards per carry and 12.0 yads per catch in 2016
	81	Dale Foster	5-11	175	Fr.	-	-	998 all-purpose yards and 12 touchdowns in senior season at Pinellas Park
QB	6	Shane Bucenell	5-11	190	R-So.	9/8	9/8	Two-time Big South Freshman of the Week; co-Big South leader with 15 TDs
	10	Robert Mitchell	6-0	220	Sr.	8/0	8/0	Season-high 142 yds and a TD vs. #3 Florida State; 113 yds rushing vs. PC
OR	1	London Johnson	6-0	190	R-So.	5/1	5/1	82 yards passing, 80 yards rushing against Bucknell; Three rushing TDs
RB	25	Chanin Hamilton	5-10	198	R-So.	10/0	10/0	Season-high 53 yards vs. #3 Florida State, Averaged 4.7 yards per carry
	23	Elijah Henry	5-10	170	Fr.	-	-	120 car. 700 yards, 8 TDs; 25 rec., 176 yards, 1 TD; 10.74 in 100m dash
RB	2	Ronnie Harris	5-10	205	R-So.	7/1	7/1	35 yards on eight carries vs. Kentucky State; Averaged 4.8 yards per carry
	46	Noah Shuler	5-7	215	Sr.	-	-	Played two seasons at Methodist; Rushed for 751 yards and 12 TDs in 2014
LT	70	Alex Thompson	6-2	270	R-Jr.	5/3	5/3	Transitioned from tight end to OL; Graded out at 81%; 23 knockdowns
	66	JD Rice	6-2	255	R-So.	-	-	Redshirted in 2015; Joined the Bucs from Orlando, Fla./Lake Nona HS
LG	51	Joe Gold	6-3	270	R-Jr.	9/8	9/8	Integral part of offensive line; Graded out at 78%; 52 knockdowns
	78	Zack Evans	6-2	285	R-So.	7/5	7/5	Redshirted in 2015; Graded out at 82% for the season; 48 knockdowns
C	58	Jackson Williamson	6-0	285	R-Sr.	2/2	40/40	Coming back from injury in 2016; 174 career knockdowns; 2016 All-Conf.
	77	Jarrad Downer	6-3	265	R-So.	-	-	Lined up last season at Florida St.; 2015 Redshirt
RG	72	Frank Cirone	6-3	280	R-Sr.	8/8	27/25	2017 Preseason All-Conference; Graded out at 87%; 132 career knockdowns
	54	Gage Bostick	6-2	275	R-Jr.	11/10	16/11	Earned 11 starts on the O-Line; Graded out at 83%; 44 knockdowns
OR	60	Caleb Brannon	6-0	295	R-So.	7/3	10/3	Started three games at center; Graded out at 77%; 14 knockdowns
RT	79	Brackin Smith	6-3	270	R-So.	2/0	2/0	Lined up in two games in 2017; Former Georgia 8-AAAA All-Region selection
	65	Stephen Haralambis	6-3	270	R-So.	4/2	4/2	Redshirted in 2015; Graded out at 82% for the season; 10 knockdowns

BUCCANEER DEFENSE

Pos.	No.	Name	Ht.	Wt.	Yr.	2016 GP/GS	Career GP/GS	Note
DE	8	Anthony Ellis	6-1	245	Sr.	10/10	33/22	2017 Big South Preseason Def. Player of the Year; Three-Time All-American
	91	Jacob Garibay	6-1	230	R-So.	6/0	6/0	Season-high two unassisted tackles against No. 3 Florida State
OR	56	Mike Taylor	6-3	250	R-So.	10/1	21/3	Finished 10th in Big South in sacks per game; Four tackles, 2.0 TFL at FSU
NT	18	Johnny Robinson	6-1	260	Jr.	11/10	21/13	Strong finish to 2016 season; Nine tackles against Kennesaw State
	57	Nick Sands	6-1	280	R-Jr.	10/2	22/3	Three tackles in season opener at North Dakota State; 12 tackles overall
DT	40	Noah Oliver	6-3	280	R-Jr.	10/10	19/10	11 tackles, 1.0 TFL against Kennesaw State; 2nd on Team with 30 UA tackles
	95	Ramel Hambrick-Crawford	6-0	280	R-Jr.	6/0	16/2	4 tackles last season; Played in 10 games in 2015 earning two starts at NT
BUC	34	Solomon Brown	6-1	224	R-Jr.	10/9	23/22	2017 Preseason All-Conference; Led Bucs with 70 tackles; Second in 14.5 TFL
	55	Joseph Maxberry IV	6-4	230	R-Sr.	5/0	5/0	Finished season with 12 tackles, 2.0 TFL, and 1.5 sacks in 2016
SLB	41	Bobby Ruff	6-3	210	Sr.	7/6	30/6	Season-high seven tackles and 0.5 TFL in FCS Playoffs at Wofford
	38	Kyle Syvarth	6-1	205	Fr.	-	-	112 tackles, 12 sacks, four FF in senior season; Two-Time All-Region selection
MLB	43	Zane Cruz	6-2	215	Sr.	11/11	32/24	2017 Preseason All-Conference; Started last 24 games in middle of CSU D
	50	Edward King	6-1	210	So.	-	-	2016 Broward County All-Star; Posted 103 tackles, 6.0 sacks, 4 FF, 2 INT
WLB	5	J.D. Sosebee	6-1	220	R-So.	8/5	8/5	Eighth on the Bucs in tackles in 2016; Season-high 8 tackles vs. GWU
	35	Stefan Williams	6-0	215	So.	-	-	130 tackles, 20 TFL, 7.0 sacks, 3 INT & 3 FF as a HS Senior; Desoto Def. MVP
CB	29	Shadarius Hopkins	5-10	185	Jr.	11/11	23/14	2017 Preseason All-Conference; Fourth in Big South in passes defended
	49	Evan Cruz	5-8	170	So.	-	-	Did not play in 2016 season; Viera, Fla. native
SS	7	Brandon Rowland	6-0	180	Jr.	10/0	15/0	Season-high five tackles vs. GWU; Two tackles and INT vs. Kennesaw State
	37	Sekwan Jenkins	6-0	182	Fr.	-	-	107 tackles, 5.5 TFL, 4 INTs in senior season; North/South All-Star
FS	9	Demetri Royer	6-0	195	R-Fr.	1/0	1/0	Coming back from injury in 2016; Former Under Armour All-American
	30	Nick Graves	6-1	165	So.	2/0	2/0	Coming back from injury in 2016; 2015 Shrine Bowl selection
CB	3	Jonathan Slaton	5-10	180	R-Jr.	11/0	23/0	Finished 2016 with 17 tackles and a pass breakup
	13	James Allen	5-8	160	Jr.	-	-	Transfer from UMass; Team's primary kick returner; No. 3 in MAC in KR Avg.

BUCCANEER SPECIAL TEAMS

Pos.	No.	Name	Ht.	Wt.	Yr.	2016 GP/GS	Career GP/GS
P	63	Kyle Reighard	6-2	185	R-So.	1/0	1/0
PK	62	Tyler Tekac	6-0	160	Jr.	11/11	21/21
	97	Jacob Smoak	6-1	160	Jr.	3/0	3/0
	47	Alex Usry	5-10	185	Fr.	-	-
LS	69	Ethan Ray	6-0	185	R-Fr.	-	-
	89	Kale Rhame	6-4	205	Fr.	-	-
KO	99	David Kennedy	5-11	185	Sr.	11/11	36/36
RS	3	Jonathan Slaton	5-10	180	R-Jr.	11/0	23/0
	13	James Allen	5-8	160	Jr.	-	-



2017

BUCK BUCHANAN

WATCH LIST

Anthony Ellis was named the 2017 Big South Preseason Defensive Player of the Year for the second consecutive season at the Big South Football Media Day Football Luncheon in mid-July and adds to his preseason accolades. The Apopka, Fla. native was tabbed a 2017 Preseason All-American by Athlon's and STATS, after earning All-America recognition from STATS, the Association Press and HERO Sports last season.

Ellis finished 21st in the voting last season for the Buck Buchanan award after leading the Big South with 16.0 tackles-for-loss and 7.0 sacks – the second player in Big South history to record two seven-sack seasons. He tallied 45 tackles (26 solo) with eight quarterback hurries and two forced fumbles. A dominant edge rusher who often commands double teams, Ellis recorded a tackle-for-loss in all but one game and had four multi-tackle for loss efforts, including 3.5 in the Buccaneers' win at No. 24/25 Liberty on Nov. 12. He recorded a sack in six of 10 appearances last season, including four in a three-game span.

THE ELLIS FILE

RANKED 6TH
ALL-TIME IN BIG SOUTH

35.5

TACKLES FOR
LOSS

RANKED 6TH
ALL-TIME IN BIG SOUTH

15.0

SACKS

SEEKING TO BECOME 3RD
ALL-TIME IN BIG SOUTH

40/20

TACKLES FOR
LOSS/SACKS

PRESEASON ACCOLADES

Charleston Southern defensive end Anthony Ellis was named the Big South Preseason Defensive Player of the Year for the second consecutive season, highlighting six Buccaneers on the conference preseason team as announced at the league's annual Football Media Day in July.

The Bucs were also selected to finish tied for first with Kennesaw State, respectively, in the Big South preseason poll. CSU has won at least a share of the Big South crown in each of the past two seasons and earned the league's automatic bid into the FCS Playoffs in both 2015 and 2016.

PRESEASON ALL-CONFERENCE

DL Anthony Ellis
LB Solomon Brown
OL Frank Cirone
LB Zane Cruz
DB Shadarius Hopkins
WR Kameron Brown

FEAR THE BUCCANEER

The Bucs are coming off back-to-back Big South titles and return 16 starters from a 2016 squad that beat three ranked teams en route to a second consecutive playoff appearance. Leading the way on the sidelines in his first

season as head coach will be Mark Tucker, CSU's quarterbacks coach for the last four years. Tucker has been an integral part of the Bucs' rise to prominence, as the program has rolled up 35 wins since 2013, becoming a fixture in the national polls.

23 WEEKS AND COUNTING

Charleston Southern is ranked in both major national polls once again. The Bucs were ranked No. 14 in the STATS FCS Top 25 Preseason poll, marking the second straight year it was selected. The program has now been ranked in the top 25 for 22 weeks in a row dating back to 2015.

CSU finished No. 14 in the FCS Coaches Poll and No. 15 in the STATS FCS Top 25, marking the second straight year and third time in four years it has concluded the season among the nation's elite. CSU captured its second consecutive Big South Conference championship and FCS playoff berth in 2016. The Bucs beat three ranked teams in the process, including convincing victories over Liberty and Kennesaw State to clinch the league crown. CSU landed a league-high 11 players on the All-Big South teams.

THE CAPTAINS

#8 Anthony Ellis, DE
*Apopka, Fla. * Apopka HS*

#43 Zane Cruz, LB
*Jacksonville, Fla. * Yulee HS*

#41 Bobby Ruff, LB
*Charleston, S.C. * West Ashley HS*

#58 Jackson Williamson, OL
*Macon, Ga. * Jones County HS*

PRESEASON HONORS

ANTHONY ELLIS, DE

Buck Buchanan Watch List
STATS FCS Preseason All-America First Team
CFA Yearbook's FCS Starting Lineup
Athlon Sports Preseason FCS All-America
Big South Preseason Defensive Player of the Year
Big South Preseason All-Conference

SOLOMON BROWN, LB/DE

STATS FCS Preseason All-America Second Team
Big South Preseason All-Conference

FRANK CIRONE, OL

STATS FCS Preseason All-America Third Team
Big South Preseason All-Conference

SHANE BUCENELL, QB

CFPA FCS National Performer of the Year Watch List

ZANE CRUZ, LB

Big South Preseason All-Conference

KAMERON BROWN, WR

Big South Preseason All-Conference

SHADARIUS HOPKINS, DB

Big South Preseason All-Conference

BY THE NUMBERS

A look at some Charleston Southern players approaching milestones as they progress through the 2017 season

1

SHADARIUS HOPKINS

PASS BREAKUP NEEDED TO ENTER INTO THE TOP 10 IN CSU CAREER RECORD BOOKS

5

ANTHONY ELLIS

SACKS NEEDED UNTIL TO REACH THE CAREER MILESTONE OF 20 SACKS AT CSU

6

ANTHONY ELLIS

TACKLES FOR LOSS NEEDED TO BECOME THE CSU ALL-TIME RECORD HOLDER

8

SHANE BUCENELL

PASSING TOUCHDOWNS UNTIL SECOND ALL-TIME IN CSU CAREER RECORD BOOKS

14

SHANE BUCENELL

TOUCHDOWNS NEEDED UNTIL SECOND ALL-TIME IN CSU CAREER RECORD BOOKS

40

JACKSON WILLIAMSON

CAREER GAMES PLAYED BY THE OFFENSIVE LINEMAN DURING HIS TIME AT CSU. NEEDS FIVE MORE TO BECOME CSU'S ALL-TIME GAMES PLAYED LEADER



2017

CFPA WATCH LIST

PERFORMER OF THE YEAR

Shane Bucenell was named to the 2017 CFPA Watch List Performer of the Year after a season that saw the redshirt freshman quarterback pace the Big South in total offensive yards per play and passing touchdowns. Bucenell was a two-time Big South Freshman of the Week following CSU wins over Coastal Carolina and Liberty. He finished the season second in the conference in total offensive touchdowns with 19 on the season.

The Wesley Chapel, Fla. native returns as CSU's leading rusher with 325 yards and four touchdowns. After earning the starting nod heading into the fourth game of the season, Bucenell helmed the Bucs to victories in six of his first seven games, including multi-touchdown efforts against Bucknell, Coastal Carolina, and Liberty. He added a nearly perfect passing day going 13-of-14 against Presbyterian for 156 yards in CSU's win over the Blue Hose in 2016.

THE BUCENELL FILE

TIED FOR FIRST
IN BIG SOUTH IN 2016

15

PASSING
TDs

BIG SOUTH OVERALL LEADER
IN 2016

7.1

TOTAL OFFENSE
YARDS PER
PLAY

FINISHED 2016 SEASON
WITH MULTIPLE TDs IN

3

DIFFERENT
GAMES

BUCS TO APPEAR ON STADIUM/ESPN3

Three of Charleston Southern football's 11 games will be televised in 2017 as a part of the Big South Conference's Television Package. CSU's regular season finale against Liberty could also be picked up as an ESPN3 Wild Card selection.

Head Coach Mark Tucker's squad opens its televised slate on October 14 at Presbyterian as the Bucs and Blue Hose kick off the Big South's three-game television package with Stadium in Clinton, S.C. at Bailey Memorial Stadium. The Bucs make their first appearance on ESPN3 two weeks later as CSU hosts Monmouth on October 28 at Buccaneer Field. CSU closes out its ESPN3 slate on November 11 at Kennesaw State at Fifth Third Stadium.

Additional televised games, as well as exclusive Big South Network broadcasts, will be announced once finalized. All remaining non-exclusive home contests will be available for free on the Big South Network as well as Roku as part of the Big South's broadcast tier plan.

TRENDING WELL AT HOME

CSU has won 19 of its last 22 at home over the last four seasons and the Bucs' trend of success at home is expected to continue with a slate that

features home contests against NCAA Division II Point University and MEAC opponents Mississippi Valley State and Savannah State. The Bucs will host Big South foes Monmouth (Homecoming) and Liberty (Senior Day) to close out the 2017 home slate.

BUCS AGAINST THE FBS ALL-TIME

Charleston Southern is still seeking its first win against a full FBS opponent, having beaten both Appalachian State (2013) and Coastal Carolina (2016) during their transitional years from FCS to FBS. The Bucs are 0-18 all-time against FBS opponents since CSU first lined up against South Florida back in the 2002 season.

The Bucs will face another program making the transition to FBS this season as Liberty enters its final season as FCS members. The Flames will be making the transition to FBS as an independent member in the 2018 season.

CSU faces one FBS opponent this season as the Bucs open the year at Mississippi State. It is the sixth time CSU squares off against an SEC team having fallen to Alabama, Florida, Georgia, Kentucky, and Vanderbilt.

CSU RECORD WHEN...

	2017	Tucker
When playing at home	0-0	0-0
When playing on road	0-0	0-0
When playing at a neutral site	0-0	0-0
When playing on grass	0-0	0-0
When playing on artificial surface	0-0	0-0
When scoring first	0-0	0-0
When opponent scores first	0-0	0-0
When leading after first quarter	0-0	0-0
When trailing after first quarter	0-0	0-0
When tied after first quarter	0-0	0-0
When leading at halftime	0-0	0-0
When trailing at halftime	0-0	0-0
When tied at halftime	0-0	0-0
When leading after three quarters	0-0	0-0
When trailing after three quarters	0-0	0-0
When tied after three quarters	0-0	0-0
When CSU has more/equal rushing yards	0-0	0-0
When opponent has more rushing yards	0-0	0-0
When CSU has more/equal passing yards	0-0	0-0
When opponent has more passing yards	0-0	0-0
When CSU has more/equal total yards	0-0	0-0
When opponent has more total yards	0-0	0-0
When CSU has more first downs	0-0	0-0
When opponent has more first downs	0-0	0-0
When first downs are equal	0-0	0-0
When CSU forces more turnovers	0-0	0-0
When opponent forces more turnovers	0-0	0-0
When turnovers are equal	0-0	0-0
In games decided by 3 points or fewer	0-0	0-0
In games decided by 7 points or fewer	0-0	0-0
In overtime games	0-0	0-0

RECORD BREAKDOWN

	2017	Streak	Under Tucker
Overall	0-0	L1	0-0
Home	0-0	W1	0-0
Road	0-0	L1	0-0
Overtime	0-0	W1	0-0
Big South	0-0	W2	0-0
Big South Home	0-0	W1	0-0
Big South Road	0-0	W1	0-0

HOW CSU FARES AGAINST

...the SEC

OPPONENT	RECORD	LAST MET (RESULT)
Alabama	0-1	Nov. 21, 2015 (L, 56-6)
Arkansas	0-0	N/A
Auburn	0-0	N/A
Florida	0-1	Sept. 5, 2009 (L, 59-0)
Georgia	0-1	Nov. 22, 2014 (L, 55-9)
Kentucky	0-1	Nov. 6, 2010 (L, 49-21)
LSU	0-0	N/A
Ole Miss	0-0	N/A
Mississippi State	0-0	N/A
Missouri	0-0	N/A
South Carolina	0-0	N/A
Tennessee	0-0	N/A
Texas A&M	0-0	N/A
Vanderbilt	0-1	Oct. 11, 2014 (L, 21-20)
TOTAL	0-5	

SERIES BUSINESS

Series Record	First Meeting
In Starkville, Miss.	First Meeting
Most CSU Points	First Meeting
Most MSU Points	First Meeting
Most Combined Points	First Meeting
Biggest CSU Win	First Meeting
Biggest MSU Win	First Meeting
Current Streak	First Meeting

FINAL 2016 BIG SOUTH STANDINGS

Team	Big South	PCT	Overall	PCT	Streak
xy-Charleston So.	4-1	.800	7-3	.700	W2
x-Liberty	4-1	.800	6-5	.545	L2
Kennesaw State	3-2	.600	8-3	.727	L1
Gardner-Webb	3-2	.600	5-6	.455	W2
Presbyterian	1-4	.200	2-9	.182	L5
Monmouth	0-5	.000	4-7	.364	L5

BIG SOUTH SCHEDULE

Thursday, August 31

Presbyterian at Wake Forest	ACC Network	6:30 p.m.
Kennesaw State at Samford	ESPN3	7 p.m.

Saturday, September 2

Lafayette at Monmouth	ESPN3	3 p.m.
Charleston Southern at Mississippi State	SEC Network	4 p.m.
North Carolina A&T at Gardner-Webb	Big South Network	6 p.m.
Liberty at Baylor	FS2	7 p.m.

Saturday, September 9

Lehigh at Monmouth	ESPN3	1 p.m.
Gardner-Webb at Wyoming		4 p.m.
Charleston Southern at S.C. State		6 p.m.
Morehead State at Liberty	ESPN3	6 p.m.
Presbyterian at The Citadel	ESPN3	6 p.m.
Tennessee Tech at Kennesaw State	Peachtree TV	7 p.m.

BY THE NUMBERS

CHARLESTON SOUTHERN

	Rank	Big South	Value
Total Offense	34	2	409.5
Rushing Offense	6	2	266.5
Passing Offense	112	5	142.9
Team Passing Efficiency	24	2	139.71
Scoring Offense	20	2	33.0
Total Defense	7	1	294.1
Rushing Defense	36	2	135.3
Passing Yards Allowed	3	2	158.8
Team Passing Efficiency Defense	20	1	114.42
Scoring Defense	25	2	22.2
Turnover Margin	74	5	-0.27
3rd Down Conversion Percentage	39	3	39.4
4th Down Conversion Percentage	8	2	69.2
3rd Down Conversion Percentage Defense	61	4	38.9
4th Down Conversion Percentage Defense	56	3	50.0
Red Zone Offense	62	3	80.0
Red Zone Defense	33	3	77.3
Net Punting	89	6	33.54
Punt Returns	13	1	13.80
Kickoff Returns	2	1	25.43
First Downs Offense	78	3	204
First Downs Defense	7	1	177
Fewest Penalties Per Game	97	6	7.55
Fewest Penalty Yards Per Game	69	4	60.45
Time of Possession	38	2	31:07

NATIONAL RANKINGS (PRESEASON)

STATS FCS TOP 25

Rk	School	Votes	Rec.	PV
1	James Madison	4034	0-0	NR
2	North Dakota State	3874	0-0	NR
3	Sam Houston State	3610	0-0	NR
4	South Dakota State	3385	0-0	NR
5	Eastern Washington	3270	0-0	NR
6	Jacksonville State	3081	0-0	NR
7	Richmond	3041	0-0	NR
8	North Dakota	2871	0-0	NR
9	Youngstown State	2658	0-0	NR
10	Villanova	2628	0-0	NR
11	Wofford	2543	0-0	NR
12	Chattanooga	1995	0-0	NR
13	New Hampshire	1741	0-0	NR
14	Charleston So.	1710	0-0	NR
15	Central Arkansas	1685	0-0	NR
16	Citadel	1545	0-0	NR
17	Lehigh	1369	0-0	NR
18	UNI	924	0-0	NR
19	Samford	893	0-0	NR
20	Illinois State	876	0-0	NR
21	Grambling State	692	0-0	NR
22	Fordham	604	0-0	NR
23	Cal Poly	427	0-0	NR
24	Albany	418	0-0	NR
25	Western Illinois	367	0-0	NR

Others receiving votes: N.C. Central (326), Weber State (322), Northern Arizona (307), McNeese (261), San Diego (250), Montana (215), North Carolina A&T (198), Kennesaw State (154), Liberty (134), Tennessee State (102), UT Martin (90), South Dakota (87), Harvard (36), Saint Francis U (31), Delaware (27), Princeton (23), South Carolina State (22), Nicholls (21), Southeastern Louisiana (20), Southern Utah (17), Penn (14), Duquesne (14), Stony Brook (13), Maine (11), Montana State (6), Mercer (6), Southern Illinois (5), Alcorn State (4), William & Mary (4), Eastern Illinois (3), ETSU (3), Wagner (3), Eastern Kentucky (2), Indiana State (1), Bethune-Cookman (1), Dayton (1)

FCS COACHES POLL

Rk	School	Votes	PV	Rec.
1	James Madison (20)	642	1	14-1
2	North Dakota State (2)	618	3	12-2
3	Sam Houston State (3)	577	5	12-1
4	Eastern Washington	525	4	12-2
5	Jacksonville State	493	6	10-2
6	South Dakota State (1)	479	7	9-4
7	Richmond	474	8	10-4
8	Youngstown State	450	2	12-4
9	Villanova	413	13	9-4
10	North Dakota	412	12	9-3
11	Wofford	381	11	10-4
12	The Citadel	333	9	10-2
13	Chattanooga	330	10	9-4
14	Charleston So.	261	14	7-4
15	Central Arkansas	251	16	10-3
16	New Hampshire	244	17	10-3
17	Lehigh	177	18	9-3
18	Illinois State	149	N/R	6-6
19	Samford	144	23	7-5
20	Northern Iowa	136	N/R	5-6
21	Grambling State	133	15	12-1
22	Weber State	102	24	7-5
23	Cal Poly	85	21t	7-5
24	North Carolina Central	83	19	9-3
25	North Carolina A&T	78	20	9-3

Others receiving votes: Illinois State (25), St. Francis (Pa.) (21), Princeton (20), South Dakota (19), Albany (15), Southeastern Louisiana (14), Kennesaw State (9), Southern Utah (7), Fordham (4), Penn (4) and UT-Martin (2).

MISSISSIPPI STATE

	Rank	SEC	Value
Total Offense	44	7	440.2
Rushing Offense	23	5	230.5
Passing Offense	89	9	209.7
Team Passing Efficiency	76	10	126.08
Scoring Offense	56	7	30.4
Total Defense	110	12	459.1
Rushing Defense	70	7	177.5
Passing Yards Allowed	120	14	281.5
Team Passing Efficiency Defense	108	14	143.93
Scoring Defense	93	13	31.8
Turnover Margin	24	3	0.54
3rd Down Conversion Percentage	63	8	40.6
4th Down Conversion Percentage	61	8	50.0
3rd Down Conversion Percentage Defense	79	9	41.1
4th Down Conversion Percentage Defense	119	14	67.9
Red Zone Offense	110	11	77.4
Red Zone Defense	43	6	80.7
Net Punting	103	12	35.56
Punt Returns	114	14	4.00
Kickoff Returns	68	8	20.67
First Downs Offense	44	5	287
First Downs Defense	113	12	298
Fewest Penalties Per Game	36	7	5.23
Fewest Penalty Yards Per Game	41	9	47.46
Time of Possession	83	10	28:51

OPPONENT OUTLOOK

2017 PREVIEW

The 2016 SEC leader in total offensive yards returns in Jr. Nick Fitzgerald (6-5, 230) ... All Fitzgerald did in his first year as a starter was shatter nine school records - four single-season and five single-game...He also broke SEC single-season records for 100-yard rushing games by a QB (8) and average yards per rush by a QB (7.1).

Since the start of the 2014 season, MSU is tied for second in the SEC West in wins (25). Alabama is No. 1 (40).

MSU and Charleston Southern are meeting for the first time. It's the second time the Bulldogs have faced a Big South opponent. MSU beat Gardner-Webb, 31-15, on Sept. 22, 2007 in Starkville.

MSU owns an 8-0 record against FCS opponents under Dan Mullen having outscored them 419-126. The Bulldogs have won 12 in a row over the FCS. The last time an FCS opponent beat MSU was Maine on Sept. 18, 2004.

Aeris Williams (6-1, 217) changed the complexion of MSU's rushing attack late in 2016 ... Williams averaged 102.8 yards per game in the last five contests of the year, including a career-best 191 yards on 25 carries in the Egg Bowl ... The "A-Train" finished the year with 720 yards rushing and averaged 5.3 yards per carry.

Donald Gray (5-10, 204) will lead the receiving corps ... Gray was second on the squad last season with 41 catches for 709 yards and five touchdowns ... He showed his explosive play ability by leading the SEC in 70-yard catches with two.

Martinas Rankin is projected as one of the top offensive tackle prospects in the 2018 NFL Draft...Rankin enters his second year as a starter and has worked a bunch at center this spring.

Athleticism will be aplenty at linebacker starting with Leo Lewis (6-2, 235) ... All Lewis did in his first season was lead all SEC freshmen in tackles with 79 - 30 better than the next closest freshman ... For his efforts, he became the first Bulldog to earn FWAA Freshman All-America honors

Jeffery Simmons (6-4, 307) will be the glue in the middle of the defensive line ... Simmons led all SEC freshmen in forced fumbles (2) and was tops among SEC freshmen defensive linemen in tackles (40) in 2016



MSU'S LAST GAME

SPECIAL TEAMS, FITZGERALD LEAD MSU TO 17-16 WIN IN ST. PETERSBURG BOWL

A pair of blocked kicks, a field goal and two touchdown runs from quarterback Nick Fitzgerald led Mississippi State (6-7) to a 17-16 victory over Miami (OH) (6-7) in the 2016 St. Petersburg Bowl Monday.

With some last-second theatrics, State's Nelson Adams blocked Miami's potential game-winning field goal attempt with five seconds left to lift MSU to the win. It was MSU's second block of the game, the Bulldogs' Johnathan Calvin also knocking down a Miami extra point attempt early in the game that would ultimately provide the one-point difference in State's triumph.

The sophomore quarterback Fitzgerald was named MVP of the game after totaling 268 yards and two touchdowns. He completed 13-of-26 passes for 126 yards, while he tied Anthony Dixon's program record with his eighth 100-yard rushing game of the year, running for a total of 142 yards and two touchdowns.

HOW MSU FARES AGAINST

...the BIG SOUTH

OPPONENT	RECORD	LAST MET (RESULT)
CHARLESTON SOUTHERN	0-0	N/A
GARDNER-WEBB	1-0	Sept. 22, 2007 (W, 31-15)
KENNESAW STATE	0-0	N/A
LIBERTY	0-0	N/A
MONMOUTH	0-0	N/A
PRESBYTERIAN	0-0	N/A
TOTAL	1-0	

MISSISSIPPI STATE 2017 SCHEDULE

Date	Opponent	Time
Sept. 2	Charleston Southern	3 p.m.
Sept. 9	at Louisiana Tech	6:30 p.m.
Sept. 16	LSU*	6 p.m.
Sept. 23	at Georgia*	TBA
Sept. 30	at Auburn*	TBA
Oct. 14	BYU	TBA
Oct. 21	Kentucky*	TBA
Oct. 28	at Texas A&M*	TBA
Nov. 4	UMass	TBA
Nov. 11	Alabama*	TBA
Nov. 18	at Arkansas*	TBA
Nov. 23	Ole Miss*	6:30 p.m.

*SEC Opponent // All times Central

MISSISSIPPI STATE 2016 SCHEDULE

Date	Opponent	Time
Sept. 2	South Alabama	L, 21-20
Sept. 10	South Carolina*	W, 27-14
Sept. 17	at LSU*	L, 23-20
Sept. 24	at UMass	W, 47-35
Oct. 8	Auburn*	L, 38-14
Oct. 14	at BYU	L, 28-21 (OT)
Oct. 22	at Kentucky*	L, 40-38
Oct. 29	Samford	W, 56-41
Nov. 5	Texas A&M*	W, 35-28
Nov. 12	at Alabama*	L, 51-3
Nov. 19	Arkansas*	L, 58-42
Nov. 26	at Ole Miss*	W, 55-20
Dec. 26	vs. Miami (Ohio)^	W, 17-16

*SEC Opponent // ^ - denotes St. Petersburg Bowl

SERIES HISTORY

First Meeting

at Starkville: First Meeting
at Charleston: First Meeting

MISSISSIPPI STATE PLAYERS TO WATCH (2016 STATS)

#7 NICK FITZGERALD | QB | 6-5 | 230 | JR. | RICHMOND HILL, GA. | RICHMOND HILL

GP	EFFIC	COMP-ATT-INT	PCT	YDS	TD	LG	AVG/G
13	124.33	196-361-10	54.3	2423	21	74	186.4

#27 AERIS WILLIAMS | RB | 6-1 | 217 | JR. | WEST POINT, MISS. | WEST POINT

GP	ATT	GAIN	LOSS	NET	AVG	TD	LG	AVG/G
13	137	731	11	720	5.3	4	36	55.4

#6 DONALD GRAY | WR | 5-10 | 204 | SR. | MEMPHIS, TENN. | COPIAH-LINCOLN CC

GP	NO.	YDS	AVG	TD	LG	AVG/G
13	41	709	17.3	5	74	54.5

#44 LEO LEWIS | LB | 6-2 | 235 | SO. | BROOKHAVEN, MISS. | BROOKHAVEN

GP	UA	A	TOT	TFL/YDS	NO-YDS	INT-YDS	BRUP	QBH	RCV-YDS	FF	KICK	SAF
13	35	44	79	4.5-9	1.0-2	.	1

2017 CHARLESTON SOUTHERN FOOTBALL

CSU OFFENSE BY THE NUMBERS

GAME 1 | MISSISSIPPI STATE

1
3
5
6
8
38

Charleston Southern's offense will feature a new running back after losing the NCAA's leading yards per carry back in Mike Holloway. Holloway also set the Bucs' career rushing record last season with 2,349 yards.

CSU's aerial assault in the 2016 season was among the nation's best as the Buccaneers finished the year third overall in passing yards per completion at 16.38.

A key beneficiary to CSU's downfield passing was wide receiver Kameron Brown. The Beech Island, S.C. native broke onto the 2016 scene with a three-catch, 58 yard game against North Dakota State on his way to finishing fifth in the NCAA with 20.0 ypc.

Once again CSU sat among the national leaders in rushing offense in 2016 as the Buccaneers finished second in the Big South and sixth overall with 266.5 yards per game.

The Bucs were one of the most successful teams in the NCAA in converting on fourth down. CSU was successful on 69.2% of their attempts in the 2016 season.

Traditionally one of the NCAA's leaders in time of possession, the Buccaneers took a step back in the 2017 season as CSU fell to 38th overall after averaging holding the ball 31:07 per game.

#6 | SHANE BUCENELL | QB | R-SO. | 5-11 | 190 | WESLEY CHAPEL, FLA. | WIREGRASS RANCH



- October 3 Big South Freshman of the Week
- November 14 Big South Freshman of the Week
- Season-high 172 passing yards and three touchdowns on October 29 against Bucknell
- Season-high four touchdown passes to go with 149 passing yards in CSU's 20T win on October 1 at Coastal Carolina
- Three passing touchdowns, 170 passing yards, and 65 rushing yards in CSU's November 12 win at Liberty

CAREER HIGHS

Passing Yards	172, Bucknell (2016)
Attempts	18, at Wofford (2016)
Completions	13, Presbyterian (2016)
Passing TD	4, at Coastal Carolina (2016)
Rush Att	15, at Wofford (2016)
Rush Yards	73, at Monmouth (2016)
Rushing TD	1, Four Times

2016 PASSING STATS

GP	Effic	C-A-T	Pct	Yds	TD	Lng	Avg/G	Att	Gain	Loss	Net	Avg	TD	Lng	Avg/G
9	174.25	67-113-6	59.3	1100	15	84	122.2	88	439	114	325	3.7	4	57	36.1

2016 RUSHING STATS

GP	Effic	C-A-T	Pct	Yds	TD	Lng	Avg/G	Att	Gain	Loss	Net	Avg	TD	Lng	Avg/G
9	174.25	67-113-6	59.3	1100	15	84	122.2	88	439	114	325	3.7	4	57	36.1

#1 | LONDON JOHNSON | QB | R-SO. | 6-0 | 190 | CLIO, S.C. | MARLBORO COUNTY



- Finished the season with six completions in 12 attempts for 105 yards and a touchdown
- Season-high 82 passing yards and a touchdown to go with 80 rushing yards on 11 carries in CSU's October 29 win against Bucknell
- 67 rushing yards and a touchdown on 10 carries in CSU's September 3 win over Kentucky State
- 64 rushing yards on four carries in CSU's October 22 win over Presbyterian

CAREER HIGHS

Passing Yards	82, Bucknell (2016)
Attempts	5, Bucknell (2016)
Completions	4, Bucknell (2016)
Passing TD	1, Bucknell (2016)
Rush Att	11, Bucknell (2016)
Rush Yards	80, Bucknell (2016)
Rushing TD	2, Bucknell (2016)

2016 PASSING STATS

GP	Effic	C-A-T	Pct	Yds	TD	Lng	Avg/G	Att	Gain	Loss	Net	Avg	TD	Lng	Avg/G
5	134.33	6-12-1	50.0	105	1	43	21.0	31	248	36	212	6.8	3	33	42.4

2016 RUSHING STATS

GP	Effic	C-A-T	Pct	Yds	TD	Lng	Avg/G	Att	Gain	Loss	Net	Avg	TD	Lng	Avg/G
5	134.33	6-12-1	50.0	105	1	43	21.0	31	248	36	212	6.8	3	33	42.4

#25 | CHANIN HAMILTON | RB | R-SO. | 5-10 | 198 | VIENNA, GA. | DOOLY COUNTY



- Eighth on the Bucs with 117 rushing yards on 25 carries, averaging 4.7 yards per carry
- Season-high 53 yards on nine carries and added a reception for one yard in CSU's loss on September 10 at Florida State
- Five carries for 35 yards in CSU's September 3 win against Kentucky State
- Recorded his lone kickoff return for 12 yards on October 1 at Coastal Carolina

CAREER HIGHS

Rushing Att	9, at Florida State (2016)
Rushing Yards	53, at Florida State (2016)
Long Rush	25, at Florida State (2016)
Rushing TD	N/A
Receptions	1, at Florida State (2016)
Receiving Yards	1, at Florida State (2016)
Receiving TD	N/A

2016 RUSHING STATS

GP	Att	Gain	Loss	Net	Avg	TD	Lng	Avg/G	Rec	Yds	Avg	TD	Long	Avg/G
10	25	122	5	117	4.7	0	25	11.7	1	1	1.0	0	1	0.1

2016 RECEIVING STATS

GP	Att	Gain	Loss	Net	Avg	TD	Lng	Avg/G	Rec	Yds	Avg	TD	Long	Avg/G
10	25	122	5	117	4.7	0	25	11.7	1	1	1.0	0	1	0.1

#84 | KAMERON BROWN | WR | R-SO. | 6-3 | 200 | BEECH ISLAND, S.C. | MIDLAND VALLEY



- September 5 Big South Freshman of the Week
- Fifth in the NCAA in yards per reception with 20.00
- Season-high 80 yards and a touchdown in CSU's September 10 loss at Florida State
- Five receptions, 67 yards, and two touchdowns in CSU's October 29 win against Bucknell
- Two receptions, 60 yards, and a touchdown in CSU's November 12 win at Liberty
- Four receptions, 55 yards, and a touchdown in CSU's September 24 win at Monmouth

CAREER HIGHS

Receptions	5, Bucknell (2016)
Receiving Yards	80, at Florida State (2016)
Receiving TD	2, Bucknell (2016)
Long Reception	57, at Florida State (2016)
All-Purpose Yards	80 at Florida State (2016)

2016 RECEIVING STATS

GP	Rec	Yds	Avg	TD	Long	Avg/G
11	27	540	20.0	6	57	49.1

#72 | FRANK CIRONE | OL | R-SR. | 6-3 | 280 | NAPLES, FLA. | NAPLES



- 2016 Big South All-Conference First Team at Offensive Line
- Started nine games and graded out at 87% in the 2016 season
- Ended the year with 132 career knockdown blocks
- Integral part of the CSU offensive line that powered the nation's sixth-best rushing attack
- CSU scored 30+ points six times in the 2016 season
- The Buccaneers tallied 500+ yards of offense in four games

CSU OFFENSE IN THE BIG SOUTH TEAM

Scoring Offense	33.0 (2nd)
Touchdowns Scored	49 (2nd)
Total Offense	409.5 (2nd)
Rushing Offense	266.5 (2nd)
Passing Efficiency	139.7 (2nd)
Passing Offense	142.9 (5th)
First Downs	18.5 (3rd)
3rd Down Conversions	39.4 (3rd)
4th Down Conversions	69.2 (2nd)
Red Zone Conversions	80.0 (3rd)
Time of Possession	31:07 (2nd)
Tackle for Loss Allowed	6.09 (5th)

INDIVIDUAL

Total Offense	Shane Bucenell, 158.3 (4th)
All-Purpose Yards/Game	Darius Hammond, 134.7 (1st)
Scoring	Mike Holloway, 68 (4th)
Rushing Yards/Game	Mike Holloway, 88.1 (2nd)
Rushing Touchdowns	Mike Holloway, 9 (T-2nd)
Passing Yards/Game	Shane Bucenell, 122.2 (3rd)
Pass Efficiency	N/A
Passing Touchdowns	Shane Bucenell, 15 (T-1st)
Receptions/Game	Kameron Brown, 2.5 (7th)
Receiving Yards/Game	Kameron Brown, 49.1 (4th)
Total Receiving Yards	Kameron Brown, 540 (4th)
Receiving Touchdowns	Kameron Brown, 5 (4th)

MAGIC NUMBERS RECORD UNDER TUCKER

Score 24 points or more	0-0
Score less than 24 points	0-0
Score more than 30	0-0
Score more than 40	0-0
Score more than 50	0-0

OTHER OFFENSIVE PLAYERS TO WATCH

#2 Ronnie Harris, RB

Ronnie Harris is a part of a deep stable of running backs for the Bucs in the 2017 season. Harris saw action twice in the 2016 season and averaged 4.8 yards per carry in contests against Kentucky State and Florida State.

#4 Geoffrey Wall, WR

Geoffrey Wall saw time at both the running back and slot receiver positions in the 2016 season. He averaged 5.9 yards per carry and 12.0 yards per catch and is expected to see increased playing time in 2017 with his speedmaking the difference over the middle.

#16 Saire Davis, WR

Saire Davis will see an added role among a deep group of receivers in the 2017 season. The junior wide receiver picked up a season-high 99 yards on three catches last season against Bucknell, including a pair of touchdowns in the Bucs' win.

#58 Jackson Williamson, OL

Jackson Williamson looks to bounce back from a season that ended due to injury against Kentucky State in the Bucs' 2016 home opener. The Macon, Ga. native has started 40 games in his career and was a 2016 team captain, helming the Bucs' Gold Rush offense.

#80 Kenny Dinkins, WR

Kenny Dinkins looks to bounce back from injury in the 2017 season after serving as a big-play threat in the CSU lineup averaging 18.5 yards per catch in 2015. 17 of his 18 catches in the season and all four touchdowns came over the final seven games of the season.

#88 Travay Hatten, TE

Travay Hatten came through with big plays in key situations during the 2016 season with touchdown receptions against both Liberty and Coastal Carolina. Hatten averaged 14.0 yards per catch.

BUCCANEERS OF NOTE	
100-yard rushing games (Season)	
.....	
100-yard rushing games (Career)	
.....	
100-yard receiving games (Season)	
.....	
100-yard receiving games (Career)	
Kenny Dinkins	1
150-yard passing games (Season)	
.....	
150-yard passing games (Career)	
Shane Bucenell	3
Multi-rushing touchdown games (Season)	
.....	
Multi-rushing touchdown games (Career)	
London Johnson	2
Multi-receiving touchdown games (Season)	
.....	
Multi-receiving touchdown games (Career)	
Saire Davis.....	1
Kameron Brown	1
Kenny Dinkins	1
Multi-passing touchdown games (Season)	
.....	
Multi-passing touchdown games (Career)	
Shane Bucenell	3

Big South Offensive POTW

Big South Offensive FOTW

CSU OFFENSE STORYLINES

Waiting is over for Hamilton and Harris...After redshirting in 2015 and bidding their time behind the trio of Mike Holloway, Darius Hammond, and Ben Robinson in 2016, sophomores Chanin Hamilton and Ronnie Harris figure to play leading roles in the Bucs' ground game in 2017. Both earned spot playing time last season, with some of their most extensive action coming at Florida State. Hamilton rushed for a career-high 53 yards against the Seminoles, while Harris earned his first career start in that game. Minor injuries kept both backs out of spring practice, making fall camp all the more important as they assume the top spots on the depth chart. Both have showcased the talent that make the coaching staff optimistic they can pile up yardage.

Cirone and Williamson back for fifth season...CSU returns a good deal of experience on the offensive line, led by fifth-year seniors Frank Cirone and Jackson Williamson. Cirone was an All-Big South First Team selection last year, and teamed with Erik Austell to give the Bucs a dominant left side of the line. Williamson earned a medical redshirt after missing the final nine games of last season. The center has started all 40 games of his college career to date, and has a chance to set the program record in that department.

Keep an eye out for Bucenell...One year ago at this time, then redshirt-freshman Shane Bucenell entered the preseason as CSU's fourth-string quarterback. The Wesley Chapel, Fla. native worked his way through the ranks and ended the 2016 camp as the backup. Following a season-ending injury to Kyle Copeland, Bucenell took the reins of the program and did not look back in leading the Bucs to a 6-2 mark as a starter, while leading the Big South Conference with 15 touchdown passes.

"No block, no rock"...The mantra for the Bucs' wide receivers is simple according to first-year coach Mike DeTerlizzi, a former player and graduate assistant at CSU. In CSU's variation of the triple option, the role of blocking often takes precedence over catching the football. Although CSU throws it more than many other conventional triple option teams, at least 66 percent of their plays each of the last four years have come on the ground. Following the graduation of seasoned wideouts like Colton Korn, Larry Jones III and Chris Jenkins, the group's ability to embrace the importance of that role will be key if CSU is to stay among the nation's best rushing offenses.

Athletic tight ends with chance to bring added dimension...Now redshirt sophomores, Travay Hatten and Qua-Vonn Scott are back at tight end after showing promise during the back half of 2016. Along with John Chiramonte Jr., a transfer from Air Force Prep who participated in spring practice, the Bucs' tight ends on the whole are an athletic group capable of catching the football. Hatten caught two touchdown passes last season, while Scott tallied three receptions after working his way into the fold.

OFFENSIVE PLAYERS SEASON (2016)/CAREER HIGHS IN A GAME			
#1 London Johnson - QB		#10 Robert Mitchell - QB	
Comp.	4, Bucknell/Same	Comp.	7, at Florida State/Same
Attempts	5, Bucknell/Same	Attempts	20, at Florida State/Same
Pass Yds	82, Bucknell/Same	Pass Yds	142, at Florida State/Same
Pass TD	1, Bucknell/Same	Pass TD	1, Twice/Same
Long Pass	43, Bucknell/Same	Long Pass	57, at Florida State/Same
Rushes	11, Bucknell/Same	Rushes	16, at Florida State/Same
Rush Yds	80, Bucknell/Same	Rush Yds	113, Presbyterian/Same
Rush TD	2, Bucknell/Same	Rush TD	2, Twice/Same
Long Rush	33, Kentucky State/Same	Long Rush	78, Presbyterian/Same
#2 Ronnie Harris - RB		#16 Saire Davis - WR	
Rushes	8, Kentucky State/Same	Rec.	3, Bucknell/Same
Rush Yds	35, Kentucky State/Same	Rec. Yds	99, Bucknell/Same
Rush TD	N/A	Rec. TD	2, Bucknell/Same
Long Rush	17, at Florida State/Same	Long Rec.	59, Bucknell/Same
#4 Geoffrey Wall - WR		#17 Adam Allen - RB	
Rec.	1, Three Times/Same	Rushes	5, at Gardner-Webb/2015
Rec. Yds	16, Presbyterian/Same	Rush Yds	24 at Troy/2015
Rec. TD	N/A	Rush TD	N/A
Long Rec.	16, Presbyterian/Same	Long Rush	13 at Troy/2015
Rushes	3, Twice/Same	#25 Chanin Hamilton - RB	
Rush Yds	23, at Liberty/Same	Rushes	9, at Florida State/Same
Long Rush	23, at Liberty/Same	Rush Yds	53, at Florida State/Same
#6 Shane Bucenell - QB		Rush TD	N/A
Comp.	13, Presbyterian/Same	Long Rush	25, at Florida State/Same
Attempts	18, at Wofford/Same	Rec.	1, at Florida State/Same
Pass Yds	172, Bucknell/Same	Rec. Yds	1, at Florida State/Same
Pass TD	4, at Coastal Carolina/Same	Rec. TD	N/A
Long Pass	84, Kentucky State/Same	Long Rec.	1, at Florida State/Same
Rushes	15, at Wofford/Same	#46 Noah Shuler - RB	
Rush Yds	73, at Monmouth/Same	Rushes	N/A
Rush TD	1, Four Times/Same	Rush Yds	N/A
Long Rush	57, at Liberty/Same	Rush TD	N/A
		Long Rush	N/A
		#80 Kenny Dinkins - WR	
		Rec.	6, at Liberty/2015
		Rec. Yds	114, at Liberty/2015
		Rec. TD	2, at Liberty/2015
		Long Rec.	57, Campbell/2014
		#83 Qua-Vonn Scott - TE	
		Rec.	2, Presbyterian/Same
		Rec. Yds	29, at Florida State/Same
		Rec. TD	N/A
		Long Rec.	29, at Florida State/Same
		#84 Kameron Brown - WR	
		Rec.	5, Bucknell/Same
		Rec. Yds	80, at Florida State/Same
		Rec. TD	2, Bucknell/Same
		Long Rec.	57, at Florida State/Same
		#88 Travay Hatten - TE	
		Rec.	2, at Liberty/Same
		Rec. Yds	34, at Liberty/Same
		Rec. TD	1, Twice/Same
		Long Rec.	23, at Liberty/Same

CSU DEFENSE BY THE NUMBERS

3

Charleston Southern's defense has been among the nation's best against the pass over the last four seasons, culminating in finishing third in the NCAA in yards against, allowing just 158.8 yards through the air per game.

7

The Buccaneers' prowess against the passing game was nearly equaled in rushing defense as CSU finished seventh overall in FCS play in total defense. CSU allowed an average of 294.1 yards per game.

7

CSU was also among the nation's best in giving up first downs. The Bucs allowed opponents to start a new set of downs only 177 times in 2016, seven off the nation's lead held by Harvard (170).

12

CSU's lone returner in the defensive backfield, Shadarius Hopkins finished second in the Big South in passes broken up (10) and fourth overall with 12 passes defended in 2016.

15

All-American defensive end Anthony Ellis was in the backfield more often than most offensive skill players last season. The Apopka, Fla. native finished 15th in the NCAA in tackles for loss per game with 1.6.

25

Opponents struggled to score against the Buccaneers in the 2016 season. CSU held the opposition under double-digits scoring in four games, including three times in conference play to sit 25th in the NCAA in scoring defense at 22.2 points per game.

#8 | ANTHONY ELLIS | DL | SR. | 6-1 | 245 | APOPKA, FLA. | APOPKA



- 2017 Big South Preseason Defensive Player of the Year
- 2017 Buck Buchanan Preseason Watch List
- Led the Big South in Sacks and Sacks per game
- Led the Big South in Tackles for Loss and TFL per game
- Led the Big South in Fumbles Forced
- Led the Bucs with 7.0 sacks and 16.0 tackles for loss
- 15th in the NCAA in Tackles for Loss per game

CAREER HIGHS

Tackles	9, at Wofford (2016)
Solo	6, at Wofford (2016)
Assisted	4, at North Dakota State (2016)
TFL	3.5, at Liberty (2016)
Sacks	2.0, at Coastal Carolina (2016)
FF	1, Twice (2016)
FR	N/A

2016 DEFENSIVE STATS

GP	ST	AT	TT	TFL	Sacks	Int	PBU	QBH	Fr-Yds	FF	Blk	Saf
10	26	19	45	16.0-50	7.0-28	.	1	8	.	2	.	.

#34 | SOLOMON BROWN | LB/DE | R-JR. | 6-1 | 225 | CENTRAL, S.C. | DANIEL



- 2017 STATS FCS Preseason All-American Third Team selection
- Led the Buccaneers with 70 tackles on the season
- Second in the Big South in Tackles for Loss and TFL per game
- Led the Buccaneers with 70 tackles on the season
- Led the Buccaneers with 34 unassisted and 36 assisted tackles
- Finished the season second on the team with 4.5 sacks
- Season-high 13 tackles with 1.5 tackles for loss and a pass breakup at Wofford

CAREER HIGHS

Tackles	13, at Wofford (2016)
Solo	7, at Florida State (2016)
Assisted	8, at Wofford (2016)
TFL	3.5, Bucknell (2016)
Sacks	1.0, Four Times (2016)
FF	1, Gardner-Webb (2016)
FR	N/A

2016 DEFENSIVE STATS

GP	ST	AT	TT	TFL	Sacks	Int	PBU	QBH	Fr-Yds	FF	Blk	Saf
10	34	36	70	14.5-65	4.5-46	.	7	8	.	1	1	.

#43 | ZANE CRUZ | LB | SR. | 6-2 | 215 | JACKSONVILLE, FLA. | YULEE



- 2017 Big South Preseason All-Conference Linebacker
- Fourth on the Bucs with 49 tackles
- Fifth on the team with 25 unassisted tackles
- Third on the team with 24 assisted tackles
- Finished the season with two sacks and 5.5 tackles for loss
- Finished the season with a fumble recovery, an interception, and a pass breakup
- Season-high seven tackles and two sacks on November 19 against Kennesaw State

CAREER HIGHS

Tackles	7, Twice (2016)
Solo	5, at Coastal Carolina (2016)
Assisted	4, Twice (2016)
TFL	2.0, Twice (2016)
Interceptions	1, Bucknell (2016)
FF	N/A
FR	1, at North Dakota State (2016)

2016 DEFENSIVE STATS

GP	ST	AT	TT	TFL	Sacks	Int	PBU	QBH	Fr-Yds	FF	Blk	Saf
11	25	24	49	5.5-23	2.0-15	1-38	1	5	1-0	.	.	.

#29 | SHADARIUS HOPKINS | DB | JR. | 5-10 | 185 | WINNSBORO, N.C. | FAIRFIELD CENTRAL



- 2017 Big South Preseason All-Conference Defensive Back
- 42nd in the NCAA in Passes Defended
- Fourth in the Big South in Passes Defended
- Second on the Bucs with two interceptions
- Led the Bucs with 10 pass breakups
- Season-high eight tackles and two pass breakups at North Dakota State
- An interception, a season-high four pass breakups, and a tackle at Liberty

CAREER HIGHS

Tackles	7, Gardner-Webb (2016)
Solo	7, Gardner-Webb (2016)
Assisted	4, at North Dakota State (2016)
TFL	1.0, at Wofford (2016)
Interceptions	1, Twice (2016)
Pass Breakup	4, at Liberty (2016)

2016 DEFENSIVE STATS

GP	ST	AT	TT	TFL	Sacks	Int	PBU	QBH	Fr-Yds	FF	Blk	Saf
11	24	17	41	1.0-4	.	2-0	10

#41 | BOBBY RUFF | LB | SR. | 6-3 | 210 | CHARLESTON, S.C. | WEST ASHLEY



- Finished the season with 27 tackles (13 unassisted, 14 assisted)
- Finished the season with 1.0 sacks, 1.5 tackles for loss, and two pass breakups
- Season-high seven tackles and 0.5 tackles for loss on November 26 at Wofford
- Six tackles (five unassisted) and a pass breakup on September 24 at Monmouth
- Three tackles, a sack, and a pass breakup on November 12 at Liberty
- Four tackles twice (August 27 at North Dakota State, September 3 against Kentucky State)

CAREER HIGHS

Tackles	7, at Wofford (2016)
Solo	5, at Monmouth (2016)
Assisted	5, at Wofford (2016)
TFL	1.0, at Liberty (2016)
Sacks	1.0, at Liberty (2016)
Pass Breakup	1, Twice (2016)

2016 DEFENSIVE STATS

GP	ST	AT	TT	TFL	Sacks	Int	PBU	QBH	Fr-Yds	FF	Blk	Saf
7	13	14	27	1.5-10	1.0-8	.	2

CSU DEFENSE IN THE BIG SOUTH TEAM

Scoring Defense	22.2 (2nd)
Total Defense	294.1 (1st)
Rushing Defense	135.3 (2nd)
Passing Defense	158.8 (2nd)
First Downs Allowed	16.1 (1st)
3rd Down Conversions	38.9 (4th)
4th Down Conversions	50.0 (3rd)
Red Zone Conversions	77.3 (3rd)
Sacks	29 (1st)

INDIVIDUAL

Interceptions	Troy McGowens, 4 (4th)
Interception Return Yards	Zane Cruz, 38 (6th)
Tackles	Solomon Brown (70, 4th)
Sacks	Anthony Ellis, 7.0 (1st)
Tackles for Loss	Anthony Ellis, 16.0 (1st)
Fumbles Recovered	N/A
Fumbles Forced	Anthony Ellis, 2 (1st)
Passes Defended	Shadarius Hopkins, 12 (4th)

MAGIC NUMBERS RECORD UNDER TUCKER

Allows 24 points or less	0-0
Allows more than 24 points	0-0

OTHER DEFENSIVE PLAYERS TO WATCH

#18 Johnny Robinson, DL

Johnny Robinson came alive over the final weeks of the 2016 season and emerged as a go-to player on the defensive line. Robinson recorded a season-high nine tackles in the Bucs' conference-clinching win over Kennesaw State and finished the season with 1.5 tackles for loss.

#40 Noah Oliver, DL

A stalwart on the defensive line heading into his junior season, Noah Oliver shined when the spotlight was brightest with a season-high 11 tackles and a tackle for loss in the Bucs' conference-clinching win over Kennesaw State. He finished the season sixth in the Big South in tackles by a defensive lineman.

#35 Stefan Williams, LB

Stefan Williams will make his CSU debut this season and has been working with the Bucs' top defensive unit during fall training camp. Williams recorded 130 tackles, 20 tackles for loss, seven sacks, three interceptions, and three forced fumbles as a senior at Desoto High School in Arcadia, Fla.

#7 Brandon Rowland, DB

Making the transition from cornerback to safety this year, Brandon Rowland will help the Bucs attempt to offset the loss of nearly the entire starting secondary in the 2016 season. Rowland finished the season with 23 tackles, an interception and a pass breakup, playing key minutes against Florida State and Kennesaw State. Rowland picked up his lone interception against the Owls in the Bucs' conference-clinching win.

#56 Mike Taylor, DL

Mike Taylor, along with Eishaun Funnaye and Ramel Hambrick-Crawford, returns to provide key depth to the strong defensive front for Head Coach Mark Tucker in 2017. Taylor finished 10th in the Big South in sacks per game last season with a season-high four tackles, two tackles for loss, a forced fumble, and a safety coming against Florida State.

2017 CHARLESTON SOUTHERN FOOTBALL

GAME 1 | MISSISSIPPI STATE

CSU DEFENSE STORYLINES

Enter Zance Vance... Zane Vance enters his first year as Charleston Southern's assistant head coach and defensive coordinator in 2017. Vance will also coach CSU's linebackers. Vance comes to CSU after spending the last four seasons as the assistant head coach at New Mexico State. Under Vance's leadership in 2015, New Mexico State amassed 914 tackles with 56 tackles for loss. The Aggies also recorded 15 sacks, which tripled the team's five sacks from 2014. Additionally, the team grabbed 12 interceptions and forced nine fumbles.

Time to Shine... Solomon Brown burst onto the scene as Big South Conference Freshman of the Year in 2015 and followed up with a stellar 2016, earning STATS FCS Third Team All-America honors. Brown led CSU with 70 tackles, including a season-high 13 against Wofford in the FCS Playoffs. After two production-packed seasons at 'Bandit,' a defensive end-linebacker hybrid spot, Brown is transitioning to play 'Buc' in CSU's new scheme. His football acumen has made that process relatively seamless as he adds depth to a deep, talented defensive front.

Experienced Front Seven...CSU's defensive line has provided the foundation for one of the FCS's best defenses in recent years. One reason for that, in addition to stalwarts like Solomon Brown and Anthony Ellis, is the number of options the Bucs have in the trenches. Johnny Robinson and Noah Oliver are both returning starters at tackle, and others like Mike Taylor, Nick Sands and Ramel Hambrick-Crawford have contributed meaningfully. CSU has rotated as many as nine different defensive linemen in games during the last two seasons.

Transition from 3-4 to 4-3...The biggest change for CSU defensively is the switch to a base four-man front from the three-man look that had been its primary alignment the last four seasons. Although a new wrinkle, it is hardly foreign to a unit that head coach Mark Tucker estimates played close to 50 percent of its snaps last year in a similar format. The biggest adjustment, according to defensive line coach Josh Cooper, is becoming accustomed to attacking blocks instead of reading them.

Speed and Violence; The Buccaneers Linebacker Creed...The Buccaneers' linebacker depth features a number of players that Vance is high on following the spring schedule and CSU's first two weeks of camp. Redshirt sophomore J.D. Sosebee has been flying to the ball and possesses tremendous speed and footwork that has earned his way into a starting role on the defense. Redshirt junior linebacker Landon Sayegh returns with experience in key situations including Florida State and North Dakota State last season, while Stefan Williams, Edward King, and Craig Johnson have all shined throughout the camp setting. Freshmen Tah'shim Knight, Jonathan Earl, Anton Williams, and Kyle Syvarth all earned accolades in high school and are learning the system and quickly acclimating the collegiate level.

Ruff's Experience to Pay Dividends Outside...Senior linebacker and Charleston native Bobby Ruff provides another modicum of experience for the Blue Swarm defense this year. Ruff has lined up in 30 games over the last three seasons and made his mark on the defense last season with key games over Monmouth and Wofford. Ruff finished the 2016 season on a high-note with a career-high seven tackles and a half-tackle for loss against the Terriers. His ability to understand the Bucs' coverage schemes and be in the right place at the right time add another dimension to the talented front seven CSU will bring to bear against its opponents in 2017.

Hopkins the quiet leader...The underclassmen that will start and see major playing time in the back end this year can look to Shadarius Hopkins for guidance. Hopkins started the first three games of his collegiate career as a true freshman in 2015, displaying an excellent grasp of the defensive scheme early. He started all 11 games while helping the Bucs capture their second straight conference title last year. Hopkins should now take over the role of matching up with the opponent's top receiver now that Troy McGowens has graduated.

Rowland primed for breakout year...CSU's coaching staff and other players have had nothing but good things to say about junior Brandon Rowland as he makes the move from corner to strong safety. Rowland played in ten games last season, earning valuable experience due to his aggressive mentality. He had five tackles against Gardner-Webb and came up with an interception in the Bucs' conference clinching win over Kennesaw State.

Big South Defensive POTW	DEFENSIVE PLAYERS SEASON (2016)/CAREER HIGHS IN A GAME		
	<div>#3 Jonathan Slaton - DB</div> <div>Tackles3, at Coastal Carolina (2016)</div> <div>Solo3, at Coastal Carolina (2016)</div> <div>Assisted2, Twice (2016)</div> <div>Pass Breakup1, Presbyterian (2016)</div> <div>#7 Brandon Rowland - DB</div> <div>Tackles4, Gardner-Webb (2016)</div> <div>Solo4, Gardner-Webb (2016)</div> <div>Assisted2, Twice</div> <div>Interceptions1, Kennesaw St. (2016)</div> <div>Pass Breakup1, at Monmouth (2016)</div> <div>#8 Anthony Ellis - DE</div> <div>Tackles12, at Jacksonville St. (2015)</div> <div>Solo7, at Jacksonville St. (2015)</div> <div>Assisted5, Twice</div> <div>TFL4.0, Twice</div> <div>Sacks2.0, Twice</div> <div>FF1, Four Times</div> <div>FR2, The Citadel (2015)</div> <div>#18 Johnny Robinson - DL</div> <div>Tackles9, Kennesaw St. (2016)</div> <div>Solo4, Kennesaw St. (2016)</div> <div>Assisted5, Kennesaw St. (2016)</div> <div>TFL1.0, Three Times</div> <div>#29 Shadarius Hopkins - DB</div> <div>Tackles7, Gardner-Webb (2016)</div> <div>Solo7, Gardner-Webb (2016)</div> <div>Assisted4, at N. Dakota St. (2016)</div> <div>TFL1.0, at Wofford (2016)</div> <div>Interceptions1, Twice (2016)</div> <div>Pass Breakup4, at Liberty (2016)</div>	<div>#34 Solomon Brown - LB/DE</div> <div>Tackles15, The Citadel (2015)</div> <div>Solo7, at Florida St. (2016)</div> <div>Assisted9, The Citadel (2015)</div> <div>TFL3.5, Bucknell (2016)</div> <div>Sacks2.0, Twice</div> <div>FF1, Three Times</div> <div>FR1, Twice</div> <div>#40 Noah Oliver - DL</div> <div>Tackles11, Kennesaw St. (2016)</div> <div>Solo3, at Liberty (2016)</div> <div>Assisted9, Kennesaw St. (2016)</div> <div>TFL1.5, at Monmouth (2016)</div> <div>#41 Bobby Ruff - LB</div> <div>Tackles7, at Wofford (2016)</div> <div>Solo5, Twice</div> <div>Assisted5, at Wofford (2016)</div> <div>TFL1.0, Four Times</div> <div>Sacks1.0, Three Times</div> <div>Pass Breakup1, Twice (2016)</div> <div>#43 Zane Cruz - LB</div> <div>Tackles11, Coastal Carolina (2015)</div> <div>Solo6, North Greenville (2015)</div> <div>Assisted6, Twice</div> <div>TFL3.0, at Gardner-Webb (2015)</div> <div>Interceptions1, Twice</div> <div>FF1, at The Citadel (2015)</div> <div>FR1, Three Times</div>	<div>#56 Mike Taylor - DL</div> <div>Tackles5, Monmouth (2015)</div> <div>Solo3, Twice</div> <div>Assisted3, at N. Dakota St. (2016)</div> <div>TFL2.0, at Florida St. (2016)</div> <div>Sacks1.5, Kentucky St. (2016)</div> <div>FF1, at Florida St. (2016)</div> <div>#94 Eishaun Funnys - DL</div> <div>Tackles4, Kentucky St. (2016)</div> <div>Solo2, Kentucky St. (2016)</div> <div>Assisted2, Forur Times (2016)</div> <div>TFL0.5, Kentucky St. (2016)</div> <div>#95 Ramel Hambrick-Crawford - DL</div> <div>Tackles3, Three Times</div> <div>Solo1, Three Times</div> <div>Assisted3, Three Times</div>

CSU SPECIAL TEAMS BY THE NUMBERS

1

It will be a tall task for the Buccaneer special teams to replace ace and graduated senior Darius Hammond in the 2017 season. Hammond paced the NCAA with an average of 33.7 yards per return in 2016.

2

Led by Hammond's average, the Bucs kickoff return team finished second in the NCAA trailing only Towson's 25.59 yards per game in 2016. The Bucs average 25.43 yards per kickoff return to lead the Big South.

5

Kelan Fraise took the Bucs' lone punt return back to the house last season against Kentucky State in a game that saw CSU rack up 248 yards on seven returns. Fraise's 70 yard return put the Bucs fifth in the NCAA in 2016.

13

Paced by the efforts of Hammond and Fraise in 2016, the Bucs finished 13th in the NCAA in punt return average at 13.80 yards per attempt.

15

Not to be outdone by CSU's return prowess, the Buccaneers' coverage team was among the nation's best in 2016 thanks in no small part to the placement by David Kennedy. The Bucs allowed an average of 17.55 yards per return to finish 15th in the rankings.

15

CSU's special teams was one of the nation's elite in protecting their specialists in the 2016 season. The Bucs allowed just one kick to be blocked in the 2016 season, a punt in the FCS Playoff game against Wofford.

#99 | DAVID KENNEDY | K/P | SR. | 5-11 | 190 | SUMMERVILLE, S.C. | SUMMERVILLE



- Utilized his strong leg to serve as CSU's primary kickoff specialist in the 2016 season
- Finished the season with 62 kickoffs for 3,565 total yards, averaging 57.5 yards per kickoff
- Finished the season with eight touchbacks
- Led a unit that finished 15th in the NCAA in kickoff return defense at 17.55 yards per return

CAREER HIGHS

Kickoffs	9, at Liberty (2016)
Kickoff Average	63.4, N. Greenville (2015)
Touchbacks	3, Monmouth (2015)
Field Goals	2, Three Times
Field Goal Att.	3, Twice
Field Goal Long	45, at Georgia (2014)
Punts	6, Monmouth (2015)
Punt Avg	39.8, Monmouth (2015)

2016 KICKOFF STATS

NO.	YDS	AVG	TB	OB
62	3565	57.5	8	1

#62 | TYLER TEKAC | K | JR. | 6-0 | 160 | GOOSE CREEK, S.C. | STRATFORD



- Converted 4-of-6 field goal attempts in the 2016 season
- Converted 43-of-45 PATs in the 2016 season
- Finished the season with 55 points scored on the year
- Connected on a 37-yard field goal on October 1 at Coastal Carolina
- Connected on a 38-yard field goal on November 5 against Gardner-Webb
- Connected on two field goals, a 38-yard attempt and 28-yard attempt on November 12 at Liberty

CAREER HIGHS

Field Goals	2, Three Times
Field Goal Att.	3, at The Citadel (2015)
Field Goal Long	40, Coastal Carolina (2015)
PATs	7, Bucknell (2016)
PAT Attempts	7, Twice (2016)

2016 FIELD GOAL STATS

FG	PCT.	01-19	20-29	30-39	40-49	50-99	LG	BLK
4-6	66.7	0-0	1-1	3-5	0-0	0-0	38	0

#63 | KYLE REIGHARD | K/P | R-SO. | 6-2 | 197 | SALEM, VA. | SALEM



- Made his punting debut at CSU on October 29 against Bucknell
- Connected on a 29-yard punt on October 29 against Bucknell Bison

CAREER HIGHS

Punts	1, Bucknell (2016)
Punt Average	29.0, Bucknell (2016)
Long Punt	29, Bucknell (2016)
Punts Inside 20	N/A
Punts 50+	N/A

2016 PUNTING STATS

NO.	YDS	AVG	LG	TB	FC	I20	50+	BLK
1	29	29.0	29	0	0	0	0	0

#3 | JONATHAN SLATON | RS | R-JR. | 5-10 | 180 | LITHONIA, GA. | ARABIA MOUNTAIN



- Slaton and fellow junior James Allen will be splitting the returning duties this season following the departure of All-American Darius Hammond
- Has been among the Bucs' leaders on the special teams unit over the past two seasons

CAREER HIGHS

Kick Returns	
Kick Return Yards	
Kick Return Avg	
Punt Returns	
Punt Return Yards	
Punt Return Avg	

2016 KICK RETURN STATS

NO.	YDS	AVG	TD	LG
-	-	-	-	-

2016 PUNT RETURN STATS

NO.	YDS	AVG	TD	LG
-	-	-	-	-

CSU SPECIALISTS IN THE BIG SOUTH TEAM

Punt Returns.....	13.80 (1st)
Kick Returns	25.43 (1st)
Punting Average	33.5 (6th)
Net Punting	33.54 (6th)
Kickoffs	39.2 (5th)
Opponent Kick Returns	17.55 (2nd)
Opponent Punt Returns	11.00 (5th)
Field Goal Percentage.....	600 (4th)
Field Goals Made	6 (5th)
PAT Kicking	95.7 (3rd)

INDIVIDUAL

Field Goals Made.....	Tyler Tekac, 4 (5th)
Punt Return Average	Darius Hammond, 10.7 (1st)
Kick Return Average	Darius Hammond, 33.7 (1st)
Total Punt Return Yards	Darius Hammond, 225 (1st)
Total Kick Return Yards	Darius Hammond, 506 (3rd)
Kick Return TD	N/A
Punt Return TD	Kelan Fraise, 1 (1st)

SPECIALIST STORYLINES

#69 Ethan Ray - LS

Ethan Ray has a tall task on September 2 in Starkville, Miss. as the redshirt freshman will be replacing All-American long snapper and three-year starter Joseph Smith this season when the Buccaneers' special teams takes the field. A Boiling Springs, S.C. native, Ray spent the previous year shadowing Smith who earned Second Team All-American honors in 2015 from STATS FCS. Ray graded out at 100 percent during his playing career at Boiling Springs High School and earned Special Teams Player of the Year honors in his senior season.

#13 James Allen - RS

Allen averaged 23.1 yards per return in 2015 as UMass' primary returner, sitting third in the MAC in the category. Highlighting his season was a 97-yard touchdown return against Bowling Green. Slaton brings toughness to the position having served on the special teams unit each of the past two years. He was a standout at Arabia Mountain High School and was a part of the school's 4x100 meter relay team, running a 10.7 in the 100m dash as a senior in high school.

Big South Specialist of the Week



■ COACHING CAREER

Year	School	Position
1987	ETSU	Assistant
1998	The Citadel	Assistant
1989	Hargrave Military Acad.	(Head Coach)
1990-91	Williamsburg Acad.	(Head Coach)
1992-95	The Citadel	Assistant
1996	The Citadel	Offensive Coordinator
1997-98	ETSU	Assistant
2002-03	ETSU	Assistant
2004	Mtn Empire Warriors	(Head Coach)
2013-16	Charleston So.	Quarterbacks
2017	Charleston So.	Head Coach

■ HEAD COACHING RECORD

Year	School	Position	Record
2017	Charleston So.	Head Coach	First Year

■ THE TUCKER FILE

Wife: Wendy

Children: Emilee, Ammanda, Andrew Joseph, Garrett Duncan, Alexis

Education: ETSU, 1987

Hometown: Charleston, S.C.

grew in his feel for the offense and played some of his best football in CSU's three-game winning streak to end the Big South season. For the year, the UAB transfer threw for 1,848 yards and 11 touchdowns while also tallying 254 rushing yards and five more scores.

Tucker's experience proved valuable for CSU in 2013, as the Bucs set a school record with 10 victories to earn a No. 22 final national ranking. Under Tucker, senior Dixon played the best football of his career to pace CSU to a 4-0 start. When Dixon went down with an injury during the fourth quarter of the Appalachian State game, Tucker was then able to mentor a pair of freshmen in Croghan and Copeland. The Bucs continued to win even without their veteran signal caller, as Croghan ran up a 5-1 record as a starter to earn Big South Offensive Freshman of the Year honors.

Tucker, a Charleston native, coached former CSU head coach Jamey Chadwell at East Tennessee State and was an assistant at The Citadel in the 1990's.

In his six seasons as an assistant at The Citadel, Tucker was a part of record-setting offenses for the Bulldogs. In his final season of 1996, he served as the offensive coordinator and quarterbacks coach. Tucker is a former assistant at the two Southern Conference schools. Most recently, he spent four seasons at ETSU, where he coached the offensive line for one season and running backs and tight ends for two years.

Prior to being named offensive coordinator, he coached offensive skill players over a three-year stretch during some of the Bulldogs' best seasons in school history. In 1994, The Citadel set the national rushing record with 382.6 yards per game, which led all divisions. He was also part of the Bulldogs squad that reached the I-AA Quarterfinals and won the Southern Conference Championship in 1992. That team was ranked No. 1 in the national poll during the season. He was also an assistant at The Citadel for one season in 1988, when the Bulldogs reached the I-AA Playoffs and were ranked 14th nationally.

Tucker has also served as head coach at Williamsburg Academy and Hargrave Military Academy.

Tucker was the head coach of the Mountain Empire Warriors, a semi-pro football team in the North American Football League. He led the Warriors to a 10-2 record and a Top-10 ranking out of 115 league teams. The Warriors were first in rushing yards at 273 per game and first in total defense and turnover margin.

Tucker played at ETSU from 1982-'86 and was a three-year letterman at quarterback.

HEAD COACH MARK TUCKER

YEARS AT CSU

Entering 5th year at CSU, 1st as Head Coach

YEARS OVERALL

Entering 17th year coaching

Mark Tucker enters his first season as Charleston Southern head coach in 2017. Tucker was elevated to head coach in early January after serving as quarterbacks coach during the most successful four-year run in program history.

Tucker was an integral part of a staff that completely transformed CSU Football. CSU has won 35 games over the last four seasons, capturing a pair of Big South Conference championships and FCS playoff berths in the process. The Bucs advanced to the national quarterfinals in 2015 and have been ranked in the top-25 for 22 consecutive weeks dating back to that campaign. The program had been ranked just once in its first 22 years of existence.

Tucker's wealth of experience and depth of knowledge have been instrumental in CSU's growth. His quarterbacks have directed a CSU offense that has ranked among the nation's elite in rushing offense each of the last four years. He has developed consistent quarterback play with Shane Bucenell, Austin Brown, Kyle Copeland, Malcolm Dixon, and Danny Croghan all making significant impacts.

Tucker made his mark again in 2016 as Bucenell excelled in a starting role as a redshirt freshman after the veteran Copeland suffered an early season-ending injury. CSU ranked sixth nationally in rushing on its way to a second straight Big South title and playoff berth with Bucenell at the reins of the offense. He was twice named the Big South Freshman of the Week and shined when the Bucs needed him most with a season-high four touchdown passes in the double overtime win at No. 14 Coastal Carolina. He added three touchdowns apiece in wins over Bucknell and Liberty in guiding the Bucs' to a Big South championship and a berth in the FCS Playoffs.

Under Tucker's tutelage, Brown earned second team All-Big South honors in 2015. Brown peaked at the right time to help lead CSU to an outright Big South Conference championship and the program's first-ever berth in the FCS Playoffs. He played one of the best halves of his career in the Bucs' win over top-ranked Coastal Carolina, and passed for a CSU career-best 301 yards in the triumph over Liberty.

Copeland also developed under Tucker's watch. He earned a start against ETSU and passed for a career-high 177 yards. He also started against Alabama, and played much of the FCS playoff quarterfinal game against top-seeded Jacksonville State, helping power the Bucs offense to 38 points.

Tucker helped lead a CSU offense that led the country in time of possession for a second straight season in 2014. He aided Brown in his acclimation to Jamey Chadwell's spread option offense. Brown

CSU OFFENSIVE STAFF

Offensive Line

Ron Hudson (Field)

Ron Hudson enters his first season as Charleston Southern's offensive line coach in 2017. Hudson comes to CSU with a wealth of experience at the FCS and FBS levels. He most recently served as the offensive line coach at Alabama State in the spring of 2017.

Running Backs

Malcolm Dixon (Booth)

Malcolm Dixon enters his fourth season at Charleston Southern and first as a full-time assistant coach in 2017. The former CSU quarterback will primarily work with running backs after serving as an offensive graduate assistant for the past two seasons.

Wide Receivers

Michael DeTerlizzi (Field)

Mike DeTerlizzi, a former player and graduate assistant at Charleston Southern, returns to the Bucs as wide receivers coach and video coordinator in 2017. DeTerlizzi spent the past two seasons as wide receivers coach at Millsaps College in Jackson, Mississippi.

Tight Ends

Charlie Skalaski (Booth)

Charlie Skalaski enters his second season at Charleston Southern in 2017. Skalaski assists with the Bucs' tight ends as well as serving as the Assistant Recruiting Coordinator. Skalaski served with former defensive coordinator Chad Staggs and CSU's defensive backs in 2016.

Kickers/Punters/Dir. of FB Ops

David Padilla (Field)

David Padilla, a native of Oxnard, California, begins his ninth season with the Buccaneers, and fourth year coaching kickers/punters in 2017. Padilla has been part of a CSU staff that has helped lead the Bucs to a program-record 35 wins over the last four seasons.

Asst. Offensive Line

Matt White (Booth)

CSU DEFENSIVE STAFF

Asst. HC/Def. Coord./LBs

Zane Vance (Field)

Zane Vance enters his first year as Charleston Southern's assistant head coach and defensive coordinator in 2017. Vance will also coach CSU's linebackers. Vance comes to CSU after spending the last four seasons as the assistant head coach at New Mexico State. During his tenure with the Aggies, Vance served as special teams coordinator and defensive coordinator, while also working with defensive ends and linebackers.

Defensive Line

Josh Cooper (Field)

Former NFL defensive lineman Josh Cooper begins his first season as CSU's defensive line coach in 2017. Cooper joins the staff following one season as a defensive assistant and defensive line coach at Ave Maria University, an NAIA program in Florida. Prior to Ave Maria, Cooper served three seasons as a defensive assistant at Duke University under head coach David Cutcliffe.

Safeties

Mike Adams (Booth)

Mike Adams begins his first season as Charleston Southern's safeties coach in 2017. Adams comes to CSU after spending the past three seasons working with nickel backs and inside linebackers at the University of South Alabama.

Cornerbacks

Bryant Foster (Field)

Bryant Foster enters his first season as Charleston Southern's cornerbacks coach in 2017. Foster spent the past two seasons as cornerbacks coach and defensive pass game coordinator at Hampton University. Foster served in the same capacity at Campbell from 2013-14.

Grad. Asst. (Defense)

Aaron Brown (Booth)

Grad. Asst. (Defense/Ops)

Seth Harrelson (Booth)

CHARLESTON SOUTHERN BUCCANEERS (7-4, 4-1 Big South)

2016 SEASON REVIEW



THE BASICS

Record: 7-4 (4-1 BSC)

BUCCANEER STAT LEADERS

RUSHING	Mike Holloway	105 Carries, 891 yards, 9 TD, 88.1 YPG
PASSING	Shane Bucenell	67-113, 1100 Yards, 15 TD/6 INT, 122.2 YPG
RECEIVING	Kameron Brown	27 Rec, 540 Yards, 6 TD, 49.1 YPG
DEFENSIVE	Soloman Brown	70 Tackles, 14.5 TFL, 4.5 Sacks

Charleston Southern entered 2016 as a heavy Big South Conference favorite. The Bucs ended it as champion, overcoming a good deal of adversity along the way to validate the program as the league's best and a national contender.

CSU was at its best when it mattered most. With its playoff fate hanging in the balance following a disappointing home loss to Gardner-Webb, the Bucs thumped Liberty and Kennesaw State by a combined 76-33 score to secure the title and a second consecutive berth in the FCS Playoffs. CSU dropped a 15-14 heartbreaker to Wofford in the first round, but not before it spent nine more weeks in the top-ten and added several memorable moments to a sterling four-year run under head coach Jamey Chadwell.

Chadwell earned Big South Coach of the Year honors for the second straight year and third time overall, tying him for the most such recognitions in conference history.

Junior Anthony Ellis and senior Darius Hammond headlined 11 all-conference selections by earning Big South Defensive Player of the Year and Big South Special Teams Player of the Year honors, respectively. Senior Mike Holloway led the nation in yards per carry en route to passing former teammate Christian Reyes as the Bucs' all-time leading rusher.













Chadwell, along with most of his staff, departed following the season, giving CSU a chance to reflect on a truly remarkable four years. The Bucs won 35 games, two Big South Conference championships, claimed the program's first two playoff berths and recorded a slew of memorable moments to entirely change the perception of CSU Football.

Eleven Charleston Southern players were named to the 2016 All-Big South Conference football teams, the league announced Tuesday. Darius Hammond earned all-conference honors at kick returner (1st), punt returner (1st) and running back (2nd), giving CSU 13 total all-conference selections. Senior running back Ben Robinson was named to the All-Academic Team.

Charleston Southern is ranked in both major national polls once again. CSU finished No. 14 in the FCS Coaches Poll and No. 15 in the STATS FCS Top 25, marking the second straight year and third time in four years it has concluded the season among the nation's elite.

Mark Tucker, CSU's quarterbacks coach for the last four seasons, was elevated to head coach and will look to continue that upward trajectory in 2017.

2016 SCHEDULE & RESULTS

DATE	OPPONENT	SITE	TV	RESULT	NOTES
AUG. 27	 at NORTH DAKOTA STATE	FARGO, N.D. FARGO DOME	ESPN	L, 24-17 (OT)	Bucs take the defending five-time FCS Champions to overtime in FCS Kickoff
Sept. 3	 KENTUCKY STATE	CHARLESTON, S.C. BUCCANEER FIELD	BIG SOUTH	W, 57-7	Bucs score on six of first seven possessions in 2016 home opening win
Sept. 10	 at FLORIDA STATE	TALLAHASSEE, FLA. DOAK CAMPBELL STADIUM	FOX SPORTS SOUTH	L, 52-8	CSU surrenders 28 first quarter points en route to road loss at Florida State
Sept. 24	 at MONMOUTH*	WEST LONG BRANCH, N.J. KESSLER FIELD	ESPN3	W, 35-7	Bucs rush for 322 yards in Big South Conference opening win over Hawks
Oct. 1	 at COASTAL CAROLINA	MYRTLE BEACH, S.C. BROOKS STADIUM	BIG SOUTH	W, 59-58 (2OT)	Blocked PAT in double-overtime gives Bucs second straight win over Chants
Oct. 6	 ALBANY STATE	CHARLESTON, S.C. BUCCANEER FIELD	BIG SOUTH	CANCELED	CSU-Albany State game was canceled due to Hurricane Matthew
Oct. 22	 PRESBYTERIAN*	CHARLESTON, S.C. BUCCANEER FIELD	ESPN3	W, 38-3	Bucs hold Blue Hose to 102 yards' offense in dominant defensive performance
Oct. 29	 BUCKNELL	CHARLESTON, S.C. BUCCANEER FIELD	BIG SOUTH	W, 49-28	CSU gains a season-high 548 yards' total offense in shootout against Bison
Nov. 5	 GARDNER-WEBB*	CHARLESTON, S.C. BUCCANEER FIELD	ASN	L, 17-10	Last minute GWU touchdown drive snaps CSU home winning streak at 10
Nov. 12	 at LIBERTY*	LYNCHBURG, VA. WILLIAMS STADIUM	ESPN3	W, 48-26	Bucs keep Big South title aspirations alive with big road win at Liberty
Nov. 19	 KENNESAW STATE*	CHARLESTON, S.C. BUCCANEER FIELD	ESPN3	W, 28-7	The Bucs clinched their second consecutive Big South Conference title and playoff berth with a convincing 28-7 win over Kennesaw State
Nov. 26	 at WOFFORD%	SPARTANBURG, S.C. GIBBS STADIUM	ESPN3	L, 15-14	Wofford edged Charleston Southern, 15-14, in a defensive slugfest in the first round of the FCS Playoffs

*CONFERENCE

% POST-SEASON

BOLD: HOME TEAM

2016 STATISTICS

TEAM STATISTICS

	CSU	OPP
SCORING	363	244
Points Per Game	33.0	22.2
Points Off Turnovers	59	42
FIRST DOWNS	204	177
Rushing	134	80
Passing	63	80
Penalty	7	17
RUSHING YARDAGE	2932	1488
Yards gained rushing	3223	1787
Yards lost rushing	291	299
Rushing Attempts	487	413
Average Per Rush	6.0	3.6
Average Per Game	266.5	135.3
TDs Rushing	15	
PASSING YARDAGE	1572	1747
Comp-Att-Int	96-190-11	169-300-11
Average Per Pass	8.3	5.8
Average Per Catch	16.4	10.3
Average Per Game	142.9	158.8
TDs Passing	18	15
TOTAL OFFENSE	4504	3235
Total Plays	677	713
Average Per Play	6.7	4.5
Average Per Game	409.5	294.1
KICK RETURNS: #-Yards	28-712	55-965
PUNT RETURNS: #-Yards	25-345	13-143
INT RETURNS: #-Yards	11-94	11-145
KICK RETURN AVERAGE	25.4	17.5
PUNT RETURN AVERAGE	13.8	11.0
INT RETURN AVERAGE	8.5	13.2
FUMBLES-LOST	18-9	10-6
PENALTIES-Yards	83-665	46-437
Average Per Game	60.5	39.7
PUNTS-Yards	50-1840	70-2755
Average Per Punt	36.8	39.4
Net punt average	33.5	33.6
KICKOFFS-Yards	65-3711	46-2752
Average Per Kick	57.1	59.8
Net kick average	39.2	36.2
TIME OF POSSESSION/Game	31:08	28:52
3RD-DOWN Conversions	52/132	61/157
3rd-Down Pct	39%	39%
4TH-DOWN Conversions	9/13	8/16
4th-Down Pct	69%	50%
SACKS BY-Yards	29-199	21-120
MISC YARDS	0	0
TOUCHDOWNS SCORED	49	32
FIELD GOALS-ATTEMPTS	6-10	7-8
ON-SIDE KICKS	0-0	0-0
RED-ZONE SCORES	(32-40) 80%	(17-22) 77%
RED-ZONE TOUCHDOWNS	(27-40) 68%	(14-22) 64%
PAT-ATTEMPTS	(45-47) 96%	(27-29) 93%
ATTENDANCE	13560	132043
Games/Avg Per Game	5/2712	6/22007
Neutral Site Games		0/0

SCORE BY QUARTERS

	1st	2nd	3rd	4th	OT	Total
BUCCANEERS	71	119	84	75	14	363
OPPONENTS	62	42	69	51	20	244

RUSHING

Name	GP	Att	Gain	Loss	Net	Avg	TD	Lng	Avg/G
HOLLOWAY, Mike	10	105	891	10	881	8.4	9	76	88.1
HAMMOND, Darius	10	100	585	9	576	5.8	4	51	57.6
BUCENELL, Shane	9	88	439	114	325	3.7	4	57	36.1
MITCHELL, Robert	8	46	313	53	260	5.7	5	78	32.5
JOHNSON, London	5	31	248	36	212	6.8	3	33	42.4
ROBINSON, Ben	10	30	206	5	201	6.7	4	28	20.1
BARNWELL, Alan	4	5	141	0	141	28.2	1	70	35.2
HAMILTON, Chanin	10	25	122	5	117	4.7	0	25	11.7
WALL, Geoffrey	11	14	84	2	82	5.9	0	23	7.5
HARRIS, Ronnie	7	13	63	1	62	4.8	0	17	8.9
FRAISE, Kelan	4	10	59	11	48	4.8	0	19	12.0
COPELAND, Kyle	2	13	56	15	41	3.2	0	18	20.5
CAGLE, Stephen	10	1	12	0	12	12.0	0	12	1.2
TALBOTT, Austin	7	1	4	0	4	4.0	0	4	0.6
TEAM	4	5	0	30	-30	-6.0	0	0	-7.5
Total	11	487	3223	291	2932	6.0	30	78	266.5
Opponents	11	413	1787	299	1488	3.6	15	52	135.3

PASSING

Name	GP	Effic	C-A-I	Pct	Yds	TD	Lng	Avg/G
BUCENELL, Shane	9	174.25	67-113-6	59.3	1100	15	84	122.2
MITCHELL, Robert	8	85.72	14-43-3	32.6	265	2	57	33.1
COPELAND, Kyle	2	70.76	9-22-1	40.9	102	0	21	51.0
JOHNSON, London	5	134.33	6-12-1	50.0	105	1	43	21.0
Total	11	139.71	96-190-11	50.5	1572	18	84	142.9
Opponents	11	114.42	169-300-11	56.3	1747	15	65	158.8

RECEIVING

Name	GP	Rec	Yds	Avg	TD	Long	Avg/G
BROWN, Kameron	11	27	540	20.0	6	57	49.1
KORN, Colton	10	15	235	15.7	3	43	23.5
SCOTLAND, Jared	10	14	247	17.6	3	84	24.7
HOLLOWAY, Mike	10	13	169	13.0	2	63	16.9
DAVIS, Saire	9	7	132	18.9	2	59	14.7
HAMMOND, Darius	10	5	40	8.0	0	15	4.0
HATTEN, Travay	11	4	56	14.0	2	23	5.1
SCOTT, Qua-Vonn	8	4	46	11.5	0	29	5.8
WALL, Geoffrey	11	3	36	12.0	0	16	3.3
JONES III, Larry	5	1	55	55.0	0	55	11.0
ROBINSON, Ben	10	1	8	8.0	0	8	0.8
FRAISE, Kelan	4	1	7	7.0	0	7	1.8
HAMILTON, Chanin	10	1	1	1.0	0	1	0.1
Total	11	96	1572	16.4	18	84	142.9
Opponents	11	169	1747	10.3	15	65	158.8

INTERCEPTIONS

Name	Int	Yds	Avg	TD	Long
MCGOWENS, Troy	4	28	7.0	0	30
HOPKINS, Shadarius	2	0	0.0	0	0
ROWLAND, Brandon	1	0	0.0	0	0
HARRELSON, Seth	1	4	4.0	0	4
JACKSON, Corbin	1	21	21.0	0	21
CRUZ, Zane	1	38	38.0	0	38
CURL, D.J.	1	3	3.0	0	3

PUNT RETURNS

Name	No	Yds	Avg	TD	Long
HAMMOND, Darius	21	225	10.7	0	49
FRAISE, Kelan	4	120	30.0	1	70

KICK RETURNS

Name	No	Yds	Avg	TD	Long
HAMMOND, Darius	15	506	33.7	0	83
HOLLOWAY, Mike	4	46	11.5	0	17
FRAISE, Kelan	3	47	15.7	0	24
THOMAS, Raymere	2	49	24.5	0	30
JENKINS, Chris	1	26	26.0	0	26
HATTEN, Travay	1	0	0.0	0	0
ROWLAND, Brandon	1	26	26.0	0	26
HAMILTON, Chanin	1	12	12.0	0	12

GAME 1 | MISSISSIPPI STATE

Name	Int	Yds	Avg	TD	Long
Total	0	0	0.0	0	0
Opponents	1	-8	-8.0	1	0

Name	Punts	Yds	Avg	Lg	TB	FC	I20	50+	Blkd
BURNS, Truett	48	1811	37.7	61	1	7	16	4	0
REIGHARD, Kyle	1	29	29.0	29	0	0	0	0	0
TEAM	1	0	0.0	0	0	0	0	0	1

Name	KO	Yds	Avg	TB	OB	Ret	Net Yd	Ln
KENNEDY, David	62	3565	57.5	8	1			
SMOAK, Jacob	2	98	49.0	0	0			
BURNS, Truett	1	48	48.0	0	0			
Total.....	65	3711	57.1	8	1	965	39.2	25
Opponents.....	46	2752	59.8	15	2	712	36.2	28

Name	FGM-FGA	Pct	1-19	20-29	30-39	40-49	50+	Lg	Blk
TEKAC, Tyler	4-6	66.7	0-0	1-1	3-5	0-0	0-0	38	0
SMOAK, Jacob	2-4	50.0	0-0	1-1	0-0	1-2	0-1	46	0

FG SEQUENCE	Charleston So.	OPPONENTS
North Dakota State	36,(46),51	43,(52)
Kentucky St.	-	-
Florida St.	48	(46)
Monmouth	-	-
Coastal Carolina	(37)	(35)
Presbyterian	(26)	(33)
Bucknell	-	-
Gardner-Webb	32,(38)	(39)
Liberty	(38),(28)	(32),(39)
Kennesaw St.	-	-
Wofford College	-	-

Numbers in parentheses indicate field goal was made

CHARLESTON SQ. INSIDE OPPONENT RED-ZONE

Date	Opponent	Score	Times	Times	Total	Rush		Pass	FGs	FGA	Downs	Failed to score inside RZ			
			In RZ	Scored	Pts	TDs	TDs	TDs	Made			Int	Fumb	Half	Game
Aug 27	at North Dakota State	L 17-24	2	1	7	1	1	0	0	1	0	0	0	0	0
Sep 03	Kentucky St.	W 57-7	7	4	29	4	4	0	0	0	1	0	2	0	0
Sep 10	at Florida St.	L 8-52	0	0	0	0	0	0	0	0	0	0	0	0	0
*Sep 24	at Monmouth	W 35-7	4	3	21	3	2	1	0	0	0	0	1	0	0
Oct 01	at Coastal Carolina	W 59-58	5	5	31	4	2	2	1	0	0	0	0	0	0
*Oct 22	Presbyterian	W 38-3	5	4	24	3	3	0	1	0	1	0	0	0	0
Oct 29	Bucknell	W 49-28	4	4	28	4	3	1	0	0	0	0	0	0	0
*Nov 05	Gardner-Webb	L 10-17	3	1	3	0	0	0	1	1	0	1	0	0	0
*Nov 12	at Liberty	W 48-26	5	5	27	3	1	2	2	0	0	0	0	0	0
*Nov 19	Kennesaw St.	W 28-7	3	3	21	3	3	0	0	0	0	0	0	0	0
Nov 26	at Wofford College	L 14-15	2	2	14	2	1	1	0	0	0	0	0	0	0
Totals			40	32	205	27	20	7	5	2	2	1	3	0	0
32 of 40 (80.0%)															

Date	Opponent	Score	In RZ	Scored	Times	Times	Total	Rush	Pass	FGs	Downs	Failed to score inside RZ			
					Pts	TDs	TDs	TDs	Made	FGA		Int	Fumb	Half	Game
Aug 27	at North Dakota State	L 17-24	1	0	0	0	0	0	0	1	0	0	0	0	0
Sep 03	Kentucky St.	W 57-7	0	0	0	0	0	0	0	0	0	0	0	0	0
Sep 10	at Florida St.	L 8-52	3	3	21	3	2	1	0	0	0	0	0	0	0
*Sep 24	at Monmouth	W 35-7	1	0	0	0	0	0	0	0	1	0	0	0	0
Oct 01	at Coastal Carolina	W 59-58	4	4	24	3	1	2	1	0	0	0	0	0	0
*Oct 22	Presbyterian	W 38-3	1	1	3	0	0	0	1	0	0	0	0	0	0
Oct 29	Bucknell	W 49-28	4	4	28	4	2	2	0	0	0	0	0	0	0
*Nov 05	Gardner-Webb	L 10-17	1	1	7	1	0	1	0	0	0	0	0	0	0
*Nov 12	at Liberty	W 48-26	2	2	10	1	0	1	1	0	0	0	0	0	0
*Nov 19	Kennesaw St.	W 28-7	3	1	7	1	1	0	0	0	1	1	0	0	0
Nov 26	at Wofford College	L 14-15	2	1	6	1	1	0	0	0	1	0	0	0	0
Totals			22	17	106	14	7	7	3	1	3	1	0	0	0
17 of 22 (77.3%)															

2017 CHARLESTON SOUTHERN FOOTBALL

GAME 1 | MISSISSIPPI STATE

SCORING

NAME	TD	FGs	PATs			Pass	DXP	Saf	Points
			Kick	Rush	Rcv				
HOLLOWAY, Mike	11	0-0	0-0	1-1	0	0-0	0	0	68
TEKAC, Tyler	0	4-6	43-45	0-0	0	0-0	0	0	55
BROWN, Kameron	6	0-0	0-0	0-0	0	0-0	0	0	36
MITCHELL, Robert	5	0-0	0-0	0-0	0	0-0	0	0	30
BUCENELL, Shane	4	0-0	0-0	0-0	0	0-0	0	0	24
HAMMOND, Darius	4	0-0	0-0	0-0	0	0-0	0	0	24
ROBINSON, Ben	4	0-0	0-0	0-0	0	0-0	0	0	24
KORN, Colton	3	0-0	0-0	0-0	0	0-0	0	0	18
JOHNSON, London	3	0-0	0-0	0-0	0	0-0	0	0	18
SCOTLAND, Jared	3	0-0	0-0	0-0	0	0-0	0	0	18
DAVIS, Saire	2	0-0	0-0	0-0	0	0-0	0	0	12
HATTEN, Travay	2	0-0	0-0	0-0	0	0-0	0	0	12
SMOAK, Jacob	0	2-4	2-2	0-0	0	0-0	0	0	8
Total	49	6-10	45-47	2-2	0	0-0	0	1	363
Opponents	32	7-8	27-29	0-0	1	1-3	0	1	244

ALL-PURPOSE

NAME	G	Rush	Rec	PR	KOR	IR	Tot	Avg/G
HAMMOND, Darius	10	576	40	225	506	0	1347	134.7
HOLLOWAY, Mike	10	881	169	0	46	0	1096	109.6
BROWN, Kameron	11	0	540	0	0	0	540	49.1
BUCENELL, Shane	9	325	0	0	0	0	325	36.1
MITCHELL, Robert	8	260	0	0	0	0	260	32.5
SCOTLAND, Jared	10	0	247	0	0	0	247	24.7
KORN, Colton	10	0	235	0	0	0	235	23.5
FRAISE, Kelan	4	48	7	120	47	0	222	55.5
JOHNSON, London	5	212	0	0	0	0	212	42.4
ROBINSON, Ben	10	201	8	0	0	0	209	20.9
BARNWELL, Alan	4	141	0	0	0	0	141	35.2
DAVIS, Saire	9	0	132	0	0	0	132	14.7
HAMILTON, Chanin	10	117	1	0	12	0	130	13.0
WALL, Geoffrey	11	82	36	0	0	0	118	10.7
HARRIS, Ronnie	7	62	0	0	0	0	62	8.9
HATTEN, Travay	11	0	56	0	0	0	56	5.1
JONES III, Larry	5	0	55	0	0	0	55	11.0
THOMAS, Raymere	9	0	0	0	49	0	49	5.4
SCOTT, Qua-Vonn	8	0	46	0	0	0	46	5.8
COPELAND, Kyle	2	41	0	0	0	0	41	20.5
Total	11	2932	1572	345	712	94	5655	514.1
Opponents	11	1488	1747	143	965	145	4488	408.0

TOTAL OFFENSE

NAME	G	Plays	Rush	Pass	Total	Avg/G
BUCENELL, Shane	9	201	325	1100	1425	158.3
HOLLOWAY, Mike	10	105	881	0	881	88.1
HAMMOND, Darius	10	100	576	0	576	57.6
MITCHELL, Robert	8	89	260	265	525	65.6
JOHNSON, London	5	43	212	105	317	63.4
ROBINSON, Ben	10	30	201	0	201	20.1
COPELAND, Kyle	2	35	41	102	143	71.5
BARNWELL, Alan	4	5	141	0	141	35.2
HAMILTON, Chanin	10	25	117	0	117	11.7
WALL, Geoffrey	11	14	82	0	82	7.5
HARRIS, Ronnie	7	13	62	0	62	8.9
FRAISE, Kelan	4	10	48	0	48	12.0
TEAM	4	5	-30	0	-30	-7.5
Total	11	677	2932	1572	4504	409.5
Opponents	11	713	1488	1747	3235	294.1

FUMBLES-LOST

NAME	No.-Lost
JOHNSON, London	6-4
BUCENELL, Shane	5-3
MITCHELL, Roberty	3-1
TEAM	2-0
COPELAND, Kyle	1-1
FRAISE, Kelan	1-0

CHARLESTON SOUTHERN GIVEAWAY/TAKEAWAY

Game	Giveaway			Takeaway			Dif	Game	Giveaway			Takeaway			Dif
	Fum	Int	Tot	Fum	Int	Tot			Fum	Int	Tot	Fum	Int	Tot	
at North Dakota State	.	1	1	1	1	2	+1	Bucknell	1	2	3	1	1	2	-1
Kentucky State	2	.	2	1	.	1	-1	Gardner-Webb	.	1	1	1	1	2	+1
at Florida State	3	.	3	.	1	1	-2	at Liberty	.	3	3	1	1	2	-1
at Monmouth	1	1	2	.	.	.	+2	Kennesaw State	4	4	+4
at Coastal Carolina	1	.	1	1	1	2	-1	at Wofford	.	2	2	.	.	.	-2
Presbyterian	1	1	2	.	1	1	+1	Total	9	11	20	6	11	17	-3

2017 CHARLESTON SOUTHERN FOOTBALL

GAME 1 | MISSISSIPPI STATE

DEFENSIVE STATISTICAL LEADERS

No.	Player	GP-GS	ST	AT	TT	TFL	Sacks	Int	PBU	QBH	Fr-Yds	FF	Blk	Saf
34	BROWN, Solomon	10	34	36	70	14.5-65	4.5-46	.	7	8	.	1	1	.
23	JACKSON, Corbin	10	33	24	57	3.0-12	0.5-5	1-21	1
4	CURL, D.J.	11	33	19	52	2.0-18	1.5-16	1-3	3	.	.	1	.	.
43	CRUZ, Zane	11	25	24	49	5.5-23	2.0-15	1-38	1	5	1-0	.	.	.
8	ELLIS, Anthony	10	26	19	45	16.0-50	7.0-28	.	1	8	.	2	.	.
40	OLIVER, Noah	10	11	30	41	2.5-4	.	.	.	2
29	HOPKINS, Shadarius	11	24	17	41	1.0-4	.	2-0	10
45	TIMOSHCHUK, Nikolay	8	20	17	37	2.5-4
18	ROBINSON, Johnny	11	14	22	36	2.0-5	0.5-3	.	.	1
5	SOSEBEE, J.D.	8	19	16	35	0.5-1	.	.	2	1	1-0	.	.	.
7	MCGOWENS, Troy	11	19	11	30	3.0-12	1.0-8	4-28	4	.	1-0	.	.	.
47	HARRELSON, Seth	11	16	11	27	6.0-18	1.0-5	1-4	1	.	1-0	1	.	.
41	RUFF, Bobby	7	13	14	27	1.5-10	1.0-8	.	2
31	ROWLAND, Brandon	10	17	6	23	.	.	1-0	1
28	MATHIS, Lorenzo	9	12	11	23	2.0-16	1.0-12	.	2
56	TAYLOR, Mike	10	11	8	19	6.0-27	3.5-19	.	.	1	.	1	.	.
33	SLATON, Jonathan	11	10	7	17	.	.	.	1
1	THOMAS, Raymere	9	10	6	16	.	.	.	1
32	SAYEGH, Landon	9	10	4	14	.	.	.	2
94	FUNNYE, Eishaun	9	4	9	13	0.5-2
57	SANDS, Nick	10	2	10	12	1.5-2	1-0	.	.	.
55	MAXBERRY, Joseph	5	5	7	12	2.0-7	1.5-6
96	RAY, RaSean	8	4	5	9	1.0-1	1.0-1	.	.	1	.	1	.	.
52	WILSON, Blake	8	4	4	8	0.5-1
15	SCOTLAND, Jared	10	8	.	8
9	JENKINS, Chris	10	5	2	7
59	BAILEY, Markeith	73	4	7
6	HOLLOWAY, Mike	10	3	3	6
38	WARD, Jordan	6	1	4	5
20	SMALLS, Darin	8	4	1	5
44	TURNER, Gerald	6	2	3	5	2.5-16	2.0-14	.	.	2
95	CRAWFORD, R	6	1	3	4
88	HATTEN, Travay	11	3	1	4
48	SMITH, Joseph	7	2	2	4
87	JOHNSON, Craig	7	2	1	3	1.0-13	1.0-13	.	.	1
24	HAMMOND, Darius	10	2	1	3
91	GARIBAY, Jacob	6	2	.	2
13	BUCENELL, Shane	9	1	1	2
60	JUNIOUS, Josh	1	.	1	1
72	CIRONE, Frank	8	.	1	1
2	ROBINSON, Ben	10	.	1	1
39	WHITE, Quan	2	.	1	1	.	.	.	1
14	BARNWELL, Alan	4	.	1	1
83	SCOTT, Qua-Vonn	8	1	.	1
61	MILLER, Grayson	1	.	1	1	0.5-1
82	TALBOTT, Austin	7	1	.	1
22	WALL, Geoffrey	11	.	1	1	0.5-0
92	STREAT, D'Andre	1	.	1	1	1-0	.	.	.
53	ALEXANDER, Demarius1	.	1	1
99	KENNEDY, David	11	1	.	1
3	JONES III, Larry	5	1	.	1

BUCCANEERS ON OPENING OFFENSIVE DRIVES

Game	1st Half	2nd Half
at North Dakota State	Punt	Touchdown
Kentucky State	Touchdown	Punt
at Florida State	Fumble	Punt
at Monmouth	Punt	Touchdown
at Coastal Carolina	Turnover on Downs	Punt
Presbyterian	Punt	Touchdown
Bucknell	Touchdown	Touchdown
Gardner-Webb	Touchdown	Punt
at Liberty	Interception	Touchdown
Kennesaw State	Touchdown	Punt
at Wofford	Punt	Touchdown

BUCCANEERS ON OPENING DEFENSIVE SERIES

Game	1st Half	2nd Half
at North Dakota State	Punt	Touchdown
Kentucky State	Punt	Punt
at Florida State	Touchdown	Touchdown
at Monmouth	Punt	Touchdown
at Coastal Carolina	Touchdown	Punt
Presbyterian	Punt	Punt
Bucknell	Touchdown	Punt
Gardner-Webb	Punt	Punt
at Liberty	Field Goal	Punt
Kennesaw State	Punt	Turnover on Downs
at Wofford	Punt	Punt

OFFENSIVE GAME-BY-GAME

PASSING

#13 BUCENELL, S.	Att	Comp	Int	Pct	Yards	TD	Long	Sack	Yds	Effic
Kentucky St.	5	3	0	60.0	99	1	84	1	5	292.3
Monmouth	10	4	1	40.0	98	1	63	1	6	135.3
Coastal Carolina	15	9	0	60.0	149	4	33	2	10	231.4
Presbyterian	14	13	0	92.9	156	0	21	0	0	186.5
Bucknell	16	9	1	56.2	172	3	59	0	0	195.9
Gardner-Webb	13	5	0	38.5	89	1	33	4	18	121.4
Liberty 16	10	2	62.5	170	3	45	2	11	188.6	
Kennesaw St.	6	5	0	83.3	76	1	37	1	1	244.7
Wofford College	18	9	2	50.0	91	1	22	3	10	88.6
TOTALS	113	67	6	59.3	1100	15	84	14	61	174.2

#10 MITCHELL, R.	Att	Comp	Int	Pct	Yards	TD	Long	Sack	Yds	Effic
Florida St.	20	7	0	35.0	142	1	57	4	37	111.1
Monmouth	4	3	0	75.0	36	1	20	0	0	233.1
Coastal Carolina	8	3	0	37.5	32	0	16	0	0	71.1
Presbyterian	2	0	1	0.0	0	0	0	0	0	-100.0
Gardner-Webb	3	1	1	33.3	55	0	55	0	0	120.7
Liberty 5	0	1	0.0	0	0	0	0	0	-40.0	
Wofford College	1	0	0	0.0	0	0	0	0	0	0.0
TOTALS	43	14	3	32.6	265	2	57	4	37	85.7

#19 COPELAND, K.	Att	Comp	Int	Pct	Yards	TD	Long	Sack	Yds	Effic
North Dakota State	20	8	1	40.0	94	0	21	1	7	69.5
Kentucky St.	2	1	0	50.0	8	0	8	0	0	83.6
TOTALS	22	9	1	40.9	102	0	21	1	7	70.8

#5Q JOHNSON, L.	Att	Comp	Int	Pct	Yards	TD	Long	Sack	Yds	Effic
Kentucky St.	2	1	0	50.0	15	0	15	2	15	113.0
Presbyterian	4	1	0	25.0	8	0	8	0	0	41.8
Bucknell	5	4	1	80.0	82	1	43	0	0	243.8
Liberty 1	0	0	0.0	0	0	0	0	0	0.0	
TOTALS	12	6	1	50.0	105	1	43	2	15	134.3

RUSHING

RUSHING	No-Yds/TD	NDSU	KYSU	FS	MU	COASTAL	PC	BUCKNELL	GWU	LIBERTY	KSU	WOF
HOLLOWAY, M.	105-881/9	10-126/2	3-68/2	DNP	11-151/1	22-140/1	7-27/1	11-105/1	13-70/0	9-107/0	12-66/1	7-21/0
HAMMOND, D.	100-576/4	13-30/0	-	DNP	10-37/1	15-83/1	7-51/0	9-43/0	10-46/0	8-39/0	17-153/2	11-94/0
BUCENELL, S.	88-325/4	DNP	4-21/1	DNP	9-73/0	13-13/0	7-17/1	9-66/0	11-0/0	11-65/1	9-26/0	15-44/1
MITCHELL, R.	46-260/5	DNP	DNP	16-23/0	2-2/0	11-69/2	6-113/2	DNP	2-13/0	6-39/1	1-1/0	2-6/0
JOHNSON, L.	31-212/3	DNP	10-67/1	3-3/0	DNP	DNP	4-64/0	11-80/2	DNP	3-2/0	DNP	DNP
ROBINSON, B.	30-201/4	-	4-17/1	DNP	2-11/1	1-3/0	5-53/1	1-0/0	4-26/0	6-71/1	3-4/0	4-16/0
BARNWELL, A.	5-141/1	-	4-108/1	DNP	1-33/0	DNP	DNP	DNP	DNP	-	DNP	DNP
HAMILTON, C.	25-117/0	DNP	5-35/0	9-53/0	6-21/0	-	3-13/0	1-3/0	-	1-2/0	-	-
WALL, G.	14-82/0	-	2-6/0	3-22/0	1-2/0	1-3/0	1-2/0	1-1/0	1-13/0	1-23/0	-	3-14/0
HARRIS, R.	13-62/0	DNP	8-35/0	2-18/0	DNP	DNP	1-3/0	1-2/0	-	1-4/0	-	DNP
FRAISE, K.	10-48/0	DNP	3-10/0	6-33/0	-	1-5/0	DNP	DNP	DNP	DNP	DNP	DNP
COPELAND, K.	13-41/0	11-13/0	2-28/0	DNP	DNP	DNP	DNP	DNP	DNP	DNP	DNP	DNP
CAGLE, S.	1-12/0	-	1-12/0	-	-	DNP	-	-	-	-	-	-
TALBOTT, A.	1-4/0	DNP	-	DNP	-	DNP	1-4/0	-	-	-	-	DNP
TEAM	5-30/0	DNP	1-2/0	DNP	DNP	2-24/0	2-4/0	DNP	DNP	DNP	DNP	-

RECEIVING

RECEIVING	No-Yds/TD	NDSU	KYSU	FS	MU	COASTAL	PC	BUCKNELL	GWU	LIBERTY	KSU	WOF
BROWN, K.	27-540/6	3-58/0	-	2-80/1	4-55/1	2-47/0	2-32/0	5-67/2	2-59/0	2-60/1	1-37/1	4-45/0
SCOTLAND, J.	14-247/3	2-18/0	2-92/1	1-9/0	-	4-62/1	-	DNP	-	2-32/0	1-5/0	2-29/1
KORN, C.	15-235/3	2-14/0	2-15/0	DNP	-	2-36/2	4-60/0	2-60/0	1-25/1	-	1-21/0	1-4/0
HOLLOWAY, M.	13-169/2	-	-	DNP	1-63/1	1-8/0	4-36/0	3-28/0	1-2/0	2-24/1	1-8/0	-
DAVIS, S.	7-132/2	1-4/0	-	1-16/0	1-5/0	1-8/0	-	3-99/2	-	DNP	DNP	-
HATTEN, T.	4-56/2	-	-	-	1-11/0	1-11/1	-	-	-	2-34/1	-	-
JONES III, L.	1-55/0	DNP	-	DNP	-	DNP	DNP	-	1-55/0	-	DNP	DNP
SCOTT, Q.	4-46/0	DNP	DNP	1-29/0	-	DNP	2-12/0	-	-	1-5/0	-	-
HAMMOND, D.	5-40/0	-	-	DNP	-	1-9/0	-	-	1-3/0	1-15/0	-	2-13/0
WALL, G.	3-36/0	-	1-15/0	-	-	-	1-16/0	-	-	-	1-5/0	-
ROBINSON, B.	1-8/0	-	-	DNP	-	-	1-8/0	-	-	-	-	-
FRAISE, K.	1-7/0	DNP	-	1-7/0	-	-	DNP	DNP	DNP	DNP	DNP	DNP
HAMILTON, C.	1-1/0	DNP	-	1-1/0	-	-	-	-	-	-	-	-

DEFENSIVE GAME-BY-GAME

TOTAL TACKLES

TOTAL TACKLES	UA-A	TOT	NDSU	KYSU	FS	MU	COASTAL	PC	BUCKNELL	GWU	LIBERTY	KSU	WOF
BROWN, S.	34-36	70	2-6	DNP	7-2	4-2	2-1	3-1	4-2	3-6	3-1	1-7	5-8
JACKSON, C.	33-24	57	4-5	1-6	DNP	4-0	4-3	2-3	6-4	5-1	1-0	2-1	4-1
CURL, D.	33-19	52	5-4	2-1	3-1	3-1	2-1	2-1	2-1	6-1	1-3	4-3	3-2
CRUZ, Z.	25-24	49	4-3	1-2	2-4	1-1	5-1	1-4	0-1	1-1	3-2	4-3	3-2
ELLIS, A.	26-19	45	1-4	DNP	0-3	3-1	2-0	2-0	2-0	4-3	3-3	3-2	6-3
HOPKINS, S.	24-17	41	4-4	1-1	2-2	0-3	2-2	1-1	3-3	7-0	1-0	1-0	2-1
OLIVER, N.	11-30	41	0-1	1-3	DNP	1-3	0-2	1-1	2-2	1-5	3-1	2-9	0-3
TIMOSHCHUK, N.	20-17	37	DNP	1-3	3-0	7-1	1-0	1-6	1-6	1-1	5-0	DNP	DNP
ROBINSON, J.	14-22	36	0-3	0-3	0-1	2-0	3-0	1-3	1-1	0-1	2-1	4-5	1-4
SOSEBEE, J.	19-16	35	3-1	DNP	DNP	DNP	1-2	1-0	3-1	3-5	1-1	5-1	2-5
MCGOWENS, T.	19-11	30	3-3	-	0-2	3-1	2-1	1-1	5-0	0-2	1-0	3-0	1-1
HARRELSON, S.	16-11	27	0-1	1-0	4-2	-	1-1	2-1	4-0	2-4	2-0	-	0-2
RUFF, B.	13-14	27	2-2	1-3	DNP	5-1	1-0	DNP	DNP	DNP	1-2	1-1	2-5
ROWLAND, B.	17-6	23	1-0	DNP	2-2	2-0	1-0	1-1	2-1	4-1	2-1	2-0	-
MATHIS, L.	12-11	23	DNP	DNP	4-2	0-1	1-1	-	1-1	3-1	1-2	0-1	2-2
TAYLOR, M.	11-8	19	1-3	1-1	3-1	1-0	DNP	1-1	0-2	1-0	2-0	1-0	-
SLATON, J.	10-7	17	0-1	1-1	1-1	1-0	3-0	-	1-2	0-2	-	2-0	1-0
THOMAS, R.	10-6	16	0-2	3-1	DNP	1-0	1-0	3-1	DNP	1-1	1-1	-	-
SAYEGH, L.	10-4	14	1-1	1-2	4-0	-	DNP	1-0	1-0	-	DNP	1-1	1-0
FUNNYE, E.	4-9	13	-	2-2	DNP	0-2	0-2	DNP	1-1	1-2	-	-	-
SANDS, N.	2-10	12	0-3	0-1	0-1	0-1	DNP	-	1-1	0-3	-	1-0	-
MAXBERRY, J.	5-7	12	DNP	2-3	2-2	1-1	DNP	DNP	DNP	DNP	0-1	DNP	-

SACKS

SACKS	UA-A	TOT	NDSU	KYSU	FS	MU	COASTAL	PC	BUCKNELL	GWU	LIBERTY	KSU	WOF
ELLIS, A.	6-2	7.0	1.0-7	DNP	-	1.0-7	2.0-3	1.0-2	-	1.0-6	1.0-3	-	-
BROWN, S.	4-1	4.5	0.5-4	DNP	1.0-11	1.0-15	-	-	1.0-10	-	1.0-6	-	-
TAYLOR, M.	3-1	3.5	-	1.5-7	1.0-5	-	DNP	-	-	-	1.0-7	-	-
CRUZ, Z.	2-0	2.0	-	-	-	-	-	-	-	-	-	2.0-15	-
TURNER, G.	2-0	2.0	-	1.0-8	DNP	-	DNP	-	1.0-6	-	DNP	DNP	DNP
CURL, D.	1-1	1.5	0.5-5	1.0-11	-	-	-	-	-	-	-	-	-
MAXBERRY, J.	1-1	1.5	DNP	1.0-3	0.5-3	-	DNP	DNP	DNP	DNP	-	DNP	-
MCGOWENS, T.	1-0	1.0	1.0-8	-	-	-	-	-	-	-	-	-	-
RUFF, B.	1-0	1.0	-	-	DNP	-	-	DNP	DNP	DNP	1.0-8	-	-
RAY, R. 1-0	1.0	-	DNP	DNP	-	DNP	-	-	-	1.0-1	-	-	-
JOHNSON, C.	1-0	1.0	DNP	1.0-13	DNP	DNP	DNP	-	-	-	-	-	-
HARRELSON, S.	1-0	1.0	-	-	-	-	-	-	1.0-5	-	-	-	-
MATHIS, L.	1-0	1.0	DNP	DNP	-	-	-	-	-	1.0-12	-	-	-

TACKLES FOR LOSS

TACKLES FOR LOSS	UA-A	TOT	NDSU	KYSU	FS	MU	COASTAL	PC	BUCKNELL	GWU	LIBERTY	KSU	WOF
ELLIS, A. DL	13-6	16.0	1.0-7	DNP	-	3.0-9	2.0-3	1.0-2	1.0-2	1.5-7	3.5-10	0.5-1	2.5-9
BROWN, S. LB	11-7	14.5	0.5-4	DNP	3.0-16	2.5-18	-	0.5-0	3.5-15	0.5-1	1.0-6	1.5-4	1.5-1
TAYLOR, M. DL	5-2	6.0	-	1.5-7	2.0-10	-	DNP	1.5-3	-	-	1.0-7	-	-
HARRELSON, S. LB	6-0	6.0	-	-	1.0-1	-	-	2.0-6	1.0-5	2.0-6	-	-	-
CRUZ, Z. LB	5-1	5.5	1.0-4	-	-	-	-	0.5-1	-	-	-	2.0-15	2.0-3
JACKSON, C. DB	2-2	3.0	-	0.5-5	DNP	1.0-3	-	-	1.0-2	-	-	0.5-2	-
MCGOWENS, T. DB	3-0	3.0	1.0-8	-	-	-	-	-	2.0-4	-	-	-	-
TIMOSHCHUK, N. LB	2-1	2.5	DNP	1.0-1	-	1.0-2	-	0.5-1	-	-	-	DNP	DNP
TURNER, G. DL	2-1	2.5	-	1.5-10	DNP	-	DNP	-	1.0-6	-	DNP	DNP	DNP
OLIVER, N. DL	1-3	2.5	-	-	DNP	1.5-2	-	-	-	-	-	1.0-2	-
ROBINSON, J. DL	1-2	2.0	-	-	0.5-3	-	-	1.0-1	-	-	-	-	0.5-1
CURL, D. DB	1-2	2.0	0.5-5	1.0-11	-	-	-	-	-	-	-	0.5-2	-
MAXBERRY, J. LB	1-2	2.0	DNP	1.0-3	0.5-3	-	DNP	DNP	DNP	DNP	0.5-1	DNP	-
MATHIS, L. DB	2-0	2.0	DNP	DNP	-	-	-	-	1.0-4	1.0-12	-	-	-
SANDS, N. DL	1-1	1.5	-	-	-	-	DNP	-	1.0-1	0.5-1	-	-	-
RUFF, B. LB	1-1	1.5	-	-	DNP	-	-	DNP	DNP	DNP	1.0-8	-	0.5-2
HOPKINS, S. DB	1-0	1.0	-	-	-	-	-	-	-	-	-	-	1.0-4
JOHNSON, C. LB	1-0	1.0	DNP	1.0-13	DNP	DNP	DNP	-	-	-	-	-	-
RAY, R. DE	1-0	1.0	-	DNP	DNP	-	DNP	-	-	-	1.0-1	-	-

SPECIAL TEAMS GAME-BY-GAME

PUNT RETURNS

PUNT RETURNS	No-Yds	NDSU	KYSU	FS	MU	COASTAL	PC	BUCKNELL	GWU	LIBERTY	KSU	WOF
HAMMOND, D.	21-225	1-4	4-122	DNP	1-8	-	3-14	1-2	-	5-44	1-3	5-40
FRAISE, K.	4-120	DNP	3-126	1-6	-	-	DNP	DNP	DNP	DNP	DNP	DNP

KICK RETURNS

PUNT RETURNS	No-Yds	NDSU	KYSU	FS	MU	COASTAL	PC	BUCKNELL	GWU	LIBERTY	KSU	WOF
HAMMOND, D.	15-506	2-51	-	DNP	1-58	1-48	1-25	4-122	3-83	2-110	1-9	-
THOMAS, R.	2-49	-	2-49	DNP	-	-	-	DNP	-	-	-	-
FRAISE, K.	3-47	DNP	-	3-47	-	-	DNP	DNP	DNP	DNP	DNP	DNP
HOLLOWAY, M.	4-46	-	-	DNP	-	1-17	-	-	-	2-14	1-15	-
JENKINS, C.	1-26	-	-	DNP	-	1-26	-	-	-	-	-	-
ROWLAND, B.	1-26	-	DNP	1-26	-	-	-	-	-	-	-	-
HAMILTON, C.	1-12	DNP	-	-	-	1-12	-	-	-	-	-	-
HATTEN, T.	1-0	-	-	-	-	1-0	-	-	-	-	-	-

MISCELLANEOUS STATS

3RD-DOWN CONVERSIONS

Date	Opponent	Score	Overall		1st Qtr		2nd Qtr		3rd Qtr		4th Qtr		OT	
Aug 27	at North Dakota State	L 17-24	2-12	16.7%	1-3	33.3%	0-3	0.0%	1-2	50.0%	0-3	0.0%	0-1	0.0%
Sep 03	Kentucky St.	W 57-7	4-7	57.1%	1-1	100.0%	1-2	50.0%	0-2	0.0%	2-2	100.0%		
Sep 10	at Florida St.	L 8-52	2-12	16.7%	1-2	50.0%	0-3	0.0%	0-2	0.0%	1-5	20.0%		
Sep 24	at Monmouth	W 35-7	6-12	50.0%	0-1	0.0%	2-4	50.0%	2-4	50.0%	2-3	66.7%		
Oct 01	at Coastal Carolina	W 59-58	11-22	50.0%	2-4	50.0%	2-6	33.3%	2-6	33.3%	5-6	83.3%	0-0	0.0%
Oct 22	Presbyterian	W 38-3	5-10	50.0%	2-3	66.7%	1-2	50.0%	1-2	50.0%	1-3	33.3%		
Oct 29	Bucknell	W 49-28	8-10	80.0%	1-2	50.0%	4-4	100.0%	3-3	100.0%	0-1	0.0%		
Nov 05	Gardner-Webb	L 10-17	4-13	30.8%	0-2	0.0%	3-5	60.0%	1-3	33.3%	0-3	0.0%		
11-12-16	at Liberty	W 48-26	4-14	28.6%	1-2	50.0%	2-6	33.3%	1-3	33.3%	0-3	0.0%		
Nov 19	Kennesaw St.	W 28-7	3-9	33.3%	2-3	66.7%	0-1	0.0%	0-2	0.0%	1-3	33.3%		
Nov 26	at Wofford College	L 14-15	3-11	27.3%	2-3	66.7%	0-3	0.0%	0-2	0.0%	1-3	33.3%		
Charleston So.			52-132	39.4%	13-26	50.0%	15-39	38.5%	11-31	35.5%	13-35	37.1%	0-1	0.0%
Opponents			61-157	38.9%	18-37	48.6%	14-47	29.8%	12-31	38.7%	17-41	41.5%	0-1	0.0%

4TH-DOWN CONVERSIONS

Date	Opponent	Score	Overall		1st Qtr		2nd Qtr		3rd Qtr		4th Qtr		OT	
Aug 27	at North Dakota State	L 17-24	1-2	50.0%	0-0	0.0%	0-0	0.0%	0-0	0.0%	1-1	100.0%	0-1	0.0%
Sep 03	Kentucky St.	W 57-7	0-0	0.0%	0-0	0.0%	0-0	0.0%	0-0	0.0%	0-0	0.0%		
Sep 10	at Florida St.	L 8-52	0-1	0.0%	0-0	0.0%	0-0	0.0%	0-0	0.0%	0-1	0.0%		
Sep 24	at Monmouth	W 35-7	1-1	100.0%	0-0	0.0%	0-0	0.0%	1-1	100.0%	0-0	0.0%		
Oct 01	at Coastal Carolina	W 59-58	5-6	83.3%	1-2	50.0%	2-2	100.0%	1-1	100.0%	1-1	100.0%	0-0	0.0%
Oct 22	Presbyterian	W 38-3	0-1	0.0%	0-0	0.0%	0-0	0.0%	0-0	0.0%	0-1	0.0%		
Oct 29	Bucknell	W 49-28	0-0	0.0%	0-0	0.0%	0-0	0.0%	0-0	0.0%	0-0	0.0%		
Nov 05	Gardner-Webb	L 10-17	0-0	0.0%	0-0	0.0%	0-0	0.0%	0-0	0.0%	0-0	0.0%		
11-12-16	at Liberty	W 48-26	1-1	100.0%	0-0	0.0%	1-1	100.0%	0-0	0.0%	0-0	0.0%		
Nov 19	Kennesaw St.	W 28-7	1-1	100.0%	1-1	100.0%	0-0	0.0%	0-0	0.0%	0-0	0.0%		
Nov 26	at Wofford College	L 14-15	0-0	0.0%	0-0	0.0%	0-0	0.0%	0-0	0.0%	0-0	0.0%		
Charleston So.			9-13	69.2%	2-3	66.7%	3-3	100.0%	2-2	100.0%	2-4	50.0%	0-1	0.0%
Opponents			8-16	50.0%	1-1	100.0%	2-3	66.7%	1-2	50.0%	3-9	33.3%	1-1	100.0%

TIME OF POSSESSION

Date	Opponent	Score	Overall	1st Qtr	2nd Qtr	3rd Qtr	4th Qtr	OT Qtr
Aug 27	at North Dakota State	L 17-24	27:02	5:49	6:29	6:14	8:30	0:00
Sep 03	Kentucky St.	W 57-7	30:06	4:25	6:51	9:35	9:15	
Sep 10	at Florida St.	L 8-52	29:41	4:56	6:18	8:31	9:56	
Sep 24	at Monmouth	W 35-7	27:08	5:49	9:15	5:32	6:32	
Oct 01	at Coastal Carolina	W 59-58	42:41	7:57	11:19	10:22	13:03	0:00
Oct 22	Presbyterian	W 38-3	35:50	8:21	7:39	9:26	10:24	
Oct 29	Bucknell	W 49-28	28:51	4:02	10:54	10:36	3:19	
Nov 05	Gardner-Webb	L 10-17	29:19	6:57	9:14	7:02	6:06	
11-12-16	at Liberty	W 48-26	32:34	7:16	10:06	8:55	6:17	
Nov 19	Kennesaw St.	W 28-7	28:58	9:37	2:07	9:03	8:11	
Nov 26	at Wofford College	L 14-15	30:15	7:50	4:38	9:34	8:13	
Charleston So.		Total	342:25	72:59	84:50	94:50	89:46	0:00
		Avg.	31:07	6:38	7:42	8:37	8:09	0:00
Opponents		Total	317:35	92:01	80:10	70:10	75:14	0:00
		Avg.	28:52	8:21	7:17	6:22	6:50	0:00

STARTING EXPERIENCE

OFFENSE							DEFENSE						
	'13	'14	'15	'16	Tot	Strk		'13	'14	'15	'16	Tot	Strk
Gage Bostwick			1	9	10	6	Markeith Bailey				1	1	-
Caleb Brannon				3	3	1	Solomon Brown			13	9	22	9
Kameron Brown				9	9	3	Zane Cruz			13	11	24	24
Shane Bucenell				8	8	8	Anthony Ellis			12	10	22	9
Frank Cirone		8	10	8	26	3	Ramel Hambrick-Crawford			2		2	-
Saire Davis				2	2	-	Shadarius Hopkins			3	11	14	11
Zack Evans				5	5	-	Noah Oliver				10	10	8
Joe Gold				7	7	-	Johnny Robinson			3	10	13	3
TJ Haney				1	1	-	Bobby Ruff				6	6	1
Stephen Haralambis				5	5	1	Nick Sands			1	2	3	-
Ronnie Harris				1	1	-	J.D. Sosebee				5	5	2
Travay Hatten				1	1	-	Mike Taylor			2	1	3	-
London Johnson				1	1	-							
Qua-Vonn Scott				1	1	-							
Alex Thompson				1	1	-							
Jackson Williamson	13	11	12	2	38	-							

2016 TEAM TOTALS

TEAM TOTALS GAME-BY-GAME

	Score	1st Downs	Rushing (No-Yds-TD)	Passing (C-A-T-Yds-TD)	Total Offense (Ply-Yds)	Punts No-Avg	Fumbles No-Lost	Penalties No-Yds	KO Ret. No-Yds	Punt Ret. No-Yds	Int. Ret. No-Yds	3rd-Dn Convs.	Time of Poss.
CHARLESTON SO.	17	11	34-169-2	8-20-1-94-0	54-263	6-42.7	0-0	6-45	2-51	1-(-4)	1-30	2-12	27:02
at North Dakota State	24	21	44-230-1	17-27-1-194-2	71-424	6-32.5	1-1	6-70	4-85	1-11	1-0	6-15	32:58
CHARLESTON SO.	57	18	47-405-6	5-9-0-122-1	56-527	3-35.7	4-2	10-95	2-49	7-248	0-0	4-7	30:06
Kentucky State	7	9	35-69-1	9-18-0-72-0	53-141	12-39.4	1-1	6-60	7-160	1-2	0-0	2-14	29:54
CHARLESTON SO.	8	15	39-152-0	7-20-0-142-1	59-294	7-38.7	6-3	8-51	4-73	1-(-6)	1-4	2-12	29:41
at Florida State	52	26	36-169-3	26-35-1-269-3	71-438	2-51.0	1-0	6-60	2-17	1-89	0-0	8-11	30:19
CHARLESTON SO.	35	20	42-322-3	7-14-1-134-2	56-456	4-33.2	1-1	9-65	1-58	1-8	0-0	6-12	27:08
at Monmouth*	7	17	34-59-0	17-34-0-201-1	68-260	8-32.1	0-0	6-60	5-67	1-1	1-43	5-16	32:52
CHARLESTON SO.	59	27	66-292-4	12-23-0-181-4	89-473	3-32.0	3-1	13-85	5-103	0-0	1-3	11-22	42:41
at Coastal Carolina	58	20	33-244-4	12-23-1-168-3	56-412	3-40.3	1-1	7-49	5-87	1-(-1)	0-0	0-4	17:19
CHARLESTON SO.	38	24	44-343-5	14-20-1-164-0	64-507	2-52.0	2-1	6-55	1-25	3-14	1-0	5-10	35:50
Presbyterian*	3	4	21-28-0	14-22-1-74-0	43-102	8-43.8	0-0	4-30	7-112	0-0	1-0	3-13	24:10
CHARLESTON SO.	49	24	44-294-3	13-21-2-254-4	65-548	2-30.5	1-1	15-131	4-122	1-(-2)	1-38	8-10	28:51
Bucknell	28	18	37-71-2	21-36-1-171-2	73-242	2-43.7	1-1	1-5	8-179	0-0	2-28	10-18	31:09
CHARLESTON SO.	10	14	41-168-0	6-16-1-144-1	57-312	7-36.3	0-0	2-10	3-133	0-0	1-21	4-13	29:19
Gardner-Webb*	17	21	44-235-1	21-30-1-195-1	74-430	6-32.8	3-1	4-35	3-50	1-2	1-0	8-15	30:41
CHARLESTON SO.	48	21	46-344-3	10-22-3-170-3	68-514	4-36.2	1-0	4-40	4-124	5-44	1-0	4-14	32:34
at Liberty*	26	14	34-70-0	15-36-1-261-3	70-331	8-37.8	1-1	3-23	8-135	1-6	3-26	5-18	27:26
CHARLESTON SO.	28	16	42-248-3	5-6-0-76-1	48-324	5-36.6	0-0	5-44	2-24	1-3	4-(-2)	3-9	28:58
Kennesaw State*	7	17	46-172-1	9-28-4-98-0	74-270	2-45.0	0-0	2-30	3-30	3-13	0-0	11-19	31:02
CHARLESTON SO.	14	14	42-195-1	9-19-2-91-1	61-286	7-32.9	0-0	5-44	0-0	5-40	0-0	3-11	30:15
at Wofford%	15	10	49-141-2	5-11-0-44-0	60-185	9-45.1	1-0	1-15	3-43	3-20	2-48	3-14	29:45

STARTING LINEUPS

Offense	WR/TE	LT	LG	C	RG	RT	WR	WR/TE	QB	RB	RB	PK	P
at North Dakota State	Cagle	Austell	Cirone	Gold	Haralambis	Williamson	K. Brown	Korn	Copeland	Hammond	Holloway	Tekac	Burns
Kentucky State	Cagle	Austell	Gold	Williamson	Cirone	Bostwick	Korn	Hatten	Copeland	Hammond	Holloway	Tekac	Burns
at Florida State	Cagle	Bostwick	Haney	Brannon	Evans	Thompson	K. Brown	Scotland	L. Johnson	Fraise	Harris	Tekac	Burns
at Monmouth	Cagle	Austell	Gold	Brannon	Cirone	Bostwick	K. Brown	Korn	Bucenell	Hammond	Holloway	Tekac	Burns
at Coastal Carolina	Cagle	Austell	Gold	Brannon	Cirone	Bostwick	K. Brown	Korn	Bucenell	Hammond	Holloway	Tekac	Burns
Presbyterian*	Cagle	Austell	Evans	Brannon	Cirone	Bostwick	K. Brown	Scott	Bucenell	Hammond	Holloway	Tekac	Burns
Bucknell	Davis	Austell	Bostwick	Gold	Cirone	Thompson	K. Brown	Korn	Bucenell	Hammond	Holloway	Tekac	Burns
Gardner-Webb*	Cagle	Austell	Bostwick	Gold	Evans	Thompson	Davis	Korn	Bucenell	Hammond	Holloway	Tekac	Burns
at Liberty*	Cagle	Austell	Cirone	Gold	Evans	Bostwick	K. Brown	Korn	Bucenell	Hammond	Holloway	Tekac	Burns
Kennesaw State*	Cagle	Austell	Cirone	Gold	Evans	Bostwick	K. Brown	Scotland	Bucenell	Hammond	Holloway	Tekac	Burns
at Wofford%	Cagle	Austell	Cirone	Brannon	Haralambis	Bostwick	K. Brown	Korn	Bucenell	Hammond	Holloway	Tekac	Burns

Defense	DE	DT	DT/DE	DL/LB	LB	LB	LB	CB	CB	SS	FS	KO
at North Dakota State	Robinson	Oliver	Ellis	Ruff	Z. Cruz	Bailey	Sosebee	McGowens	Hopkins	Curl	C. Jackson	Kennedy
Kentucky State	Turner	Robinson	Sands	Oliver	Z. Cruz	Timoshchuk	Ruff	McGowens	Hopkins	Curl	C. Jackson	Kennedy
at Florida State	Ellis	Robinson	Taylor	Harrelson	Z. Cruz	Timoshchuk	S. Brown	McGowens	Hopkins	Curl	Mathis	Kennedy
at Monmouth	Ellis	Robinson	Oliver	Ruff	Z. Cruz	Timoshchuk	S. Brown	McGowens	Hopkins	Curl	C. Jackson	Kennedy
at Coastal Carolina	Ellis	Robinson	Oliver	Ruff	Z. Cruz	Timoshchuk	S. Brown	McGowens	Hopkins	Curl	C. Jackson	Kennedy
Presbyterian*	Ellis	Robinson	Oliver	Harrelson	Z. Cruz	Timoshchuk	S. Brown	McGowens	Hopkins	Curl	C. Jackson	Kennedy
Bucknell	Ellis	Robinson	Oliver	Harrelson	Z. Cruz	Sosebee	S. Brown	McGowens	Hopkins	Curl	C. Jackson	Kennedy
Gardner-Webb*	Ellis	Oliver	Sands	Harrelson	Z. Cruz	Sosebee	S. Brown	McGowens	Hopkins	Curl	C. Jackson	Kennedy
at Liberty*	Ellis	Robinson	Oliver	Ruff	Z. Cruz	Timoshchuk	S. Brown	McGowens	Hopkins	Curl	C. Jackson	Kennedy
Kennesaw State*	Ellis	Robinson	Oliver	Harrelson	Z. Cruz	Sosebee	S. Brown	McGowens	Hopkins	Curl	C. Jackson	Kennedy
at Wofford%	Ellis	Robinson	Oliver	Ruff	Z. Cruz	Sosebee	S. Brown	McGowens	Hopkins	Curl	C. Jackson	Kennedy

2017 CHARLESTON SOUTHERN FOOTBALL

GAME 1 | MISSISSIPPI STATE

■ PARTICIPATION

No.	Player	GP/GS	NDSU	KYSU	FS	MU	COASTAL	PC	BUCKNELL	GWU	LIBERTY	KSU	WOF
53	ALEXANDER, D.	1/-	XXX
76	AUSTELL, E.	9/9	START	START	...	START	...	START	START	START	START	START	START
59	BAILEY, M.	7/1	START	XXX	...	XXX	...	XXX	XXX	XXX	XXX
14	BARNWELL, A.	4/-	XXX	XXX	...	XXX	XXX
25	BELL, J.	1/-	XXX
54	BOSTWICK, G.	10/9	XXX	START	START	START	...	START	START	START	START	START	START
60	BRANNON, C.	7/3	...	XXX	START	XXX	...	START	XXX	XXX	START
84	BROWN, K.	11/9	START	XXX	START	START	START	START	START	XXX	START	START	START
27	BROWN, M.	1/-	XXX
34	BROWN, S.	10/9	XXX	...	START	START	START	START	START	START	START	START	START
13	BUCENELL, S.	9/8	...	XXX	...	START	START	START	START	START	START	START	START
46	BURNS, T.	11/-	XXX	XXX	XXX	XXX	XXX	XXX	XXX	XXX	XXX	XXX	XXX
86	CAGLE, S.	10/9	START	START	START	START	...	START	XXX	START	START	START	START
72	CIRONE, F.	8/8	START	START	...	START	...	START	START	...	START	START	START
19	COPELAND, K.	2/2	START	START
43	CRUZ, Z.	11/11	START	START	START	START	START	START	START	START	START	START	START
4	CURL, D.	11/11	START	START	START	START	START	START	START	START	START	START	START
16	DAVIS, S.	9/2	XXX	XXX	XXX	XXX	XXX	XXX	START	START	XXX
8	ELLIS, A.	10/10	START	...	START	START	START	START	START	START	START	START	START
78	EVANS, Z.	7/5	START	XXX	...	START	...	START	START	START	XXX
42	FRAISE, K.	4/1	...	XXX	START	XXX	XXX
94	FUNNYE, E.	9/-	XXX	XXX	...	XXX	XXX	...	XXX	XXX	XXX	XXX	XXX
91	GARIBAY, J.	6/-	XXX	XXX	...	XXX	...	XXX	XXX	XXX	...
51	GOLD, J.	8/7	START	START	...	START	...	XXX	START	START	START	START	...
30	GRAVES, N.	2/-	XXX	...	XXX
95	HAMBRICK-CRAWFO	6/-	...	XXX	XXX	XXX	XXX	XXX	XXX
12	HAMILTON, C.	10/-	...	XXX	XXX	XXX	XXX	XXX	XXX	XXX	XXX	XXX	XXX
24	HAMMOND, D.	10/10	START	START	...	START	START	START	START	START	START	START	START
64	HANEY, T.	4/1	START	XXX	...	XXX	XXX
65	HARALAMBIS, S.	4/2	START	XXX	XXX	...	START
47	HARRELSON, S.	11/5	XXX	XXX	START	XXX	XXX	START	START	START	XXX	START	XXX
36	HARRIS, R.	7/1	...	XXX	START	XXX	XXX	XXX	XXX	XXX	...
88	HATTEN, T.	11/1	XXX	START	XXX	XXX	XXX	XXX	XXX	XXX	XXX	XXX	XXX
6	HOLLOWAY, M.	10/10	START	START	...	START	START	START	START	START	START	START	START
29	HOPKINS, S.	11/11	START	START	START	START	START	START	START	START	START	START	START
23	JACKSON, C.	10/10	START	START	...	START	START	START	START	START	START	START	START
9	JENKINS, C.	10/-	XXX	XXX	...	XXX	XXX	XXX	XXX	XXX	XXX	XXX	XXX
80	JOHNSON, C.	7/-	...	XXX	XXX	XXX	XXX	XXX	XXX	XXX
50	JOHNSON, L.	5/1	...	XXX	START	XXX	XXX	...	XXX
3	JONES III, L.	5/-	...	XXX	...	XXX	XXX	XXX	XXX
92	JUNIOUS, J.	1/-	...	XXX
99	KENNEDY, D.	11/-	XXX	XXX	XXX	XXX	XXX	XXX	XXX	XXX	XXX	XXX	XXX
11	KORN, C.	10/8	START	START	...	START	START	XXX	START	START	START	XXX	START
28	MATHIS, L.	9/1	START	XXX	XXX	XXX	XXX	XXX	XXX	XXX	XXX
55	MAXBERRY, J.	5/-	...	XXX	XXX	XXX	XXX	...	XXX
7	MCGOWENS, T.	11/11	START	START	START	START	START	START	START	START	START	START	START
60	MILLER, G.	1/-	...	XXX
70	MINTER, D.	1/-	...	XXX
10	MITCHELL, R.	8/-	XXX	XXX	XXX	XXX	...	XXX	XXX	XXX	XXX
40	OLIVER, N.	10/10	START	START	...	START	START	START	START	START	START	START	START
96	RAY, R.	8/-	XXX	XXX	...	XXX	XXX	XXX	XXX	XXX	XXX
63	REIGHARD, K.	1/-	XXX
2	ROBINSON, B.	10/-	XXX	XXX	...	XXX	XXX	XXX	XXX	XXX	XXX	XXX	XXX
98	ROBINSON, J.	11/10	START	START	START	START	START	START	START	XXX	START	START	START
31	ROWLAND, B.	10/-	XXX	...	XXX	XXX	XXX	XXX	XXX	XXX	XXX	XXX	XXX
10	ROYER, D.	1/-	XXX
41	RUFF, B.	7/6	START	START	...	START	START	START	XXX	START
57	SANDS, N.	10/2	XXX	START	XXX	XXX	...	XXX	XXX	START	XXX	XXX	XXX
32	SAVEGH, L.	9/-	XXX	XXX	XXX	XXX	...	XXX	XXX	XXX	...	XXX	XXX
89	SCHWARTING, G.	1/-	...	XXX
15	SCOTLAND, J.	10/2	XXX	XXX	START	XXX	XXX	XXX	...	XXX	XXX	START	XXX
83	SCOTT, Q.	8/1	XXX	XXX	...	START	XXX	XXX	XXX	XXX	XXX
33	SLATON, J.	11/-	XXX	XXX	XXX	XXX	XXX	XXX	XXX	XXX	XXX	XXX	XXX
20	SMALLS, D.	8/-	XXX	XXX	XXX	XXX	XXX	XXX	XXX	...	XXX
79	SMITH, B.	2/-	XXX	...	XXX
48	SMITH, J.	7/-	XXX	XXX	...	XXX	...	XXX	XXX	XXX	XXX
97	SMOAK, J.	4/-	XXX	XXX	XXX	XXX
5	SOSEBEE, J.	8/5	START	XXX	XXX	START	START	XXX	START	START
61	STREAT, D.	1/-	...	XXX
75	SULLIVAN, C.	2/-	...	XXX	...	XXX
82	TALBOTT, A.	7/-	...	XXX	...	XXX	...	XXX	XXX	XXX	XXX	XXX	...
56	TAYLOR, M.	10/1	XXX	XXX	START	XXX	...	XXX	XXX	XXX	XXX	XXX	XXX
62	TEKAC, T.	11/-	XXX	XXX	XXX	XXX	XXX	XXX	XXX	XXX	XXX	XXX	XXX
1	THOMAS, R.	9/-	XXX	XXX	...	XXX	XXX	XXX	...	XXX	XXX	XXX	XXX
70	THOMPSON, A.	5/3	START	XXX	START	START	XXX
45	TIMOSHCHUK, N.	8/6	...	START	START	START	START	START	XXX	XXX	START
73	TONONI, N.	1/-	XXX
44	TURNER, G.	6/1	XXX	START	...	XXX	...	XXX	XXX	XXX
22	WALL, G.	11/-	XXX	XXX	XXX	XXX	XXX	XXX	XXX	XXX	XXX	XXX	XXX
38	WARD, J.	6/-	XXX	XXX	XXX	XXX	XXX	XXX
39	WHITE, Q.	2/-	XXX	XXX
58	WILLIAMSON, J.	2/2	START	START
52	WILSON, B.	8/-	...	XXX	XXX	XXX	XXX	XXX	XXX	XXX	XXX

■ 2016 INDIVIDUAL SUPERLATIVES

■ MOST BY A BUCCANEER

Rushes	22	HOLLOWAY, Mike at Coastal Carolina (Oct. 1, 2016)
Yards Rushing	153	HAMMOND, Darius vs Kennesaw St. (Nov. 19, 2016)
TD Rushes	2	HOLLOWAY, Mike at North Dakota State (Aug. 27, 2016)
		HOLLOWAY, Mike vs Kentucky St. (Sept. 3, 2016)
		MITCHELL, Robert at Coastal Carolina (Oct. 1, 2016)
		MITCHELL, Robert vs Presbyterian (Oct. 22, 2016)
		JOHNSON, London vs Bucknell (Oct. 29, 2016)
		HAMMOND, Darius vs Kennesaw St. (Nov. 19, 2016)
Long Rush	78	MITCHELL, Robert vs Presbyterian (Oct. 22, 2016)
Pass attempts	20	COPELAND, Kyle at North Dakota State (Aug. 27, 2016)
		MITCHELL, Robert at Florida St. (Sept. 10, 2016)
Pass completions	13	BUCENELL, Shane vs Presbyterian (Oct. 22, 2016)
Yards Passing	172	BUCENELL, Shane vs Bucknell (Oct. 29, 2016)
TD Passes	4	BUCENELL, Shane at Coastal Carolina (Oct. 1, 2016)
Long Pass	84	BUCENELL, Shane vs Kentucky St. (Sept. 3, 2016)
Receptions	5	BROWN, Kameron vs Bucknell (Oct. 29, 2016)
Yards Receiving	99	DAVIS, Saire vs Bucknell (Oct. 29, 2016)
TD Receptions	2	KORN, Colton at Coastal Carolina (Oct. 1, 2016)
		BROWN, Kameron vs Bucknell (Oct. 29, 2016)
		DAVIS, Saire vs Bucknell (Oct. 29, 2016)
Long Reception	84	SCOTLAND, Jared vs Kentucky St. (Sept. 3, 2016)
Field Goals	2	TEKAC, Tyler at Liberty (Nov. 12, 2016)
Long Field Goal	46	SMOAK, Jacob at North Dakota State (Aug. 27, 2016)
Punts	7	BURNS, Truett at Florida St. (Sept. 10, 2016)
		BURNS, Truett vs Gardner-Webb (Nov. 5, 2016)
Punting Avg	52.0	BURNS, Truett vs Presbyterian (Oct. 22, 2016)
Long Punt	61	BURNS, Truett vs Presbyterian (Oct. 22, 2016)
		BURNS, Truett vs Kennesaw St. (Nov. 19, 2016)
Punts inside 20	3	BURNS, Truett vs Kentucky St. (Sept. 3, 2016)
		BURNS, Truett at Florida St. (Sept. 10, 2016)
		BURNS, Truett at Wofford College (Nov. 26, 2016)
Long Punt Return	70	FRAISE, Kelan vs Kentucky St. (Sept. 3, 2016)
Long Kickoff Return	83	HAMMOND, Darius at Liberty (Nov. 12, 2016)
Tackles	13	BROWN, Solomon at Wofford College (Nov. 26, 2016)
Sacks	2.0	ELLIS, Anthony at Coastal Carolina (Oct. 1, 2016)
		CRUZ, Zane vs Kennesaw St. (Nov. 19, 2016)
Tackles For Loss	3.5	BROWN, Solomon vs Bucknell (Oct. 29, 2016)
		ELLIS, Anthony at Liberty (Nov. 12, 2016)
Interceptions	2	MCGOWENS, Troy vs Kennesaw St. (Nov. 19, 2016)

■ MOST BY AN OPPONENT

Rushes	27	Lorenzo Long, at Wofford College (Nov. 26, 2016)
Yards Rushing	165	MAXWELL, T., vs Gardner-Webb (Nov. 5, 2016)
TD Rushes	3	Henderson, D., at Coastal Carolina (Oct. 1, 2016)
Long Rush	52	MAXWELL, T., vs Gardner-Webb (Nov. 5, 2016)
Pass attempts	36	CALVERT, S., at Liberty (Nov. 12, 2016)
Pass completions	25	Francois, D., at Florida St. (Sept. 10, 2016)
Yards Passing	262	Francois, D., at Florida St. (Sept. 10, 2016)
TD Passes	3	Francois, D., at Florida St. (Sept. 10, 2016)
		CALVERT, S., at Liberty (Nov. 12, 2016)
Long Pass	65	CALVERT, S., at Liberty (Nov. 12, 2016)
Receptions	7	Rudolph, T., at Florida St. (Sept. 10, 2016)
Yards Receiving	105	Rudolph, T., at Florida St. (Sept. 10, 2016)
TD Receptions	2	Rudolph, T., at Florida St. (Sept. 10, 2016)
Long Reception	65	COUAMIN, K., at Liberty (Nov. 12, 2016)
Field Goals	2	PROBERT, A., at Liberty (Nov. 12, 2016)
Long Field Goal	52	Cam Pedersen, at North Dakota State (Aug. 27, 2016)
Punts	11	WARREN, vs Kentucky St. (Sept. 3, 2016)
Punting Avg	51.0	Tyler, L., at Florida St. (Sept. 10, 2016)
Long Punt	58	WARREN, vs Kentucky St. (Sept. 3, 2016)
Punts inside 20	3	WHITE, Matt, at Monmouth (Sept. 24, 2016)
Long Punt Return	89	Wilson, J., at Florida St. (Sept. 10, 2016)
Long Kickoff Return	51	SLAUGHTER, vs Kentucky St. (Sept. 3, 2016)
Tackles	14	Sampson, Richie, at Coastal Carolina (Oct. 1, 2016)
Sacks	2.0	Burns, B., at Florida St. (Sept. 10, 2016)
		MANNING, D., vs Gardner-Webb (Nov. 5, 2016)
Tackles For Loss	3.0	Burns, B., at Florida St. (Sept. 10, 2016)
Interceptions	2	Golden, Connor, vs Bucknell (Oct. 29, 2016)
		TURNER, C., at Liberty (Nov. 12, 2016)
		Devin Watson, at Wofford College (Nov. 26, 2016)

■ 2016 TEAM SUPERLATIVES

■ BUCCANEER GAME HIGHS

Rushes	66	at Coastal Carolina (Oct. 1, 2016)
Yards Rushing	405	vs Kentucky St. (Sept. 3, 2016)
Yards Per Rush	8.6	vs Kentucky St. (Sept. 3, 2016)
TD Rushes	6	vs Kentucky St. (Sept. 3, 2016)
Pass attempts	23	at Coastal Carolina (Oct. 1, 2016)
Pass completions	14	vs Presbyterian (Oct. 22, 2016)
Yards Passing	254	vs Bucknell (Oct. 29, 2016)
Yards Per Pass	13.6	vs Kentucky St. (Sept. 3, 2016)
TD Passes	4	at Coastal Carolina (Oct. 1, 2016)
		vs Bucknell (Oct. 29, 2016)
Total Plays	89	at Coastal Carolina (Oct. 1, 2016)
Total Offense	548	vs Bucknell (Oct. 29, 2016)
Yards Per Play	9.4	vs Kentucky St. (Sept. 3, 2016)
Points	59	at Coastal Carolina (Oct. 1, 2016)
Sacks By	6	vs Kentucky St. (Sept. 3, 2016)
First Downs	27	at Coastal Carolina (Oct. 1, 2016)
Penalties	15	vs Bucknell (Oct. 29, 2016)
Penalty Yards	131	vs Bucknell (Oct. 29, 2016)
Turnovers	3	at Florida St. (Sept. 10, 2016)
		vs Bucknell (Oct. 29, 2016)
		at Liberty (Nov. 12, 2016)
Interceptions By	4	vs Kennesaw St. (Nov. 19, 2016)
Punts	7	at Florida St. (Sept. 10, 2016)
		vs Gardner-Webb (Nov. 5, 2016)
		at Wofford College (Nov. 26, 2016)
Punting Avg	52.0	vs Presbyterian (Oct. 22, 2016)
Long Punt	61	vs Presbyterian (Oct. 22, 2016)
		vs Kennesaw St. (Nov. 19, 2016)
Punts inside 20	3	vs Kentucky St. (Sept. 3, 2016)
		at Florida St. (Sept. 10, 2016)
		at Wofford College (Nov. 26, 2016)
Long Punt Return	70	vs Kentucky St. (Sept. 3, 2016)

■ OPPONENT GAME HIGHS

Rushes	49	at Wofford College (Nov. 26, 2016)
Yards Rushing	244	at Coastal Carolina (Oct. 1, 2016)
Yards Per Rush	7.4	at Coastal Carolina (Oct. 1, 2016)
TD Rushes	4	at Coastal Carolina (Oct. 1, 2016)
Pass attempts	36	vs Bucknell (Oct. 29, 2016)
		at Liberty (Nov. 12, 2016)
Pass completions	26	at Florida St. (Sept. 10, 2016)
Yards Passing	269	at Florida St. (Sept. 10, 2016)
Yards Per Pass	7.7	at Florida St. (Sept. 10, 2016)
TD Passes	3	at Florida St. (Sept. 10, 2016)
		at Coastal Carolina (Oct. 1, 2016)
		at Liberty (Nov. 12, 2016)
Total Plays	74	vs Gardner-Webb (Nov. 5, 2016)
		vs Kennesaw St. (Nov. 19, 2016)
Total Offense	438	at Florida St. (Sept. 10, 2016)
Yards Per Play	7.4	at Coastal Carolina (Oct. 1, 2016)
Points	58	at Coastal Carolina (Oct. 1, 2016)
Sacks By	4	at Florida St. (Sept. 10, 2016)
		vs Gardner-Webb (Nov. 5, 2016)
First Downs	26	at Florida St. (Sept. 10, 2016)
Penalties	7	at Coastal Carolina (Oct. 1, 2016)
Penalty Yards	70	at North Dakota State (Aug. 27, 2016)
Turnovers	4	vs Kennesaw St. (Nov. 19, 2016)
Interceptions By	3	at Liberty (Nov. 12, 2016)
Punts	12	vs Kentucky St. (Sept. 3, 2016)
Punting Avg	51.0	at Florida St. (Sept. 10, 2016)
Long Punt	58	vs Kentucky St. (Sept. 3, 2016)
Punts inside 20	3	at Monmouth (Sept. 24, 2016)
Long Punt Return	89	at Florida St. (Sept. 10, 2016)

ALL-TIME SERIES RECORDS

2017 First Meetings

Mississippi State.....	Sept. 2
Mississippi Valley State.....	Sept. 30

South Carolina State**0-8 (.000), 0-4 Home, 0-4 Away**

Nov. 9, 1991 (H)	0-12 L
Nov. 14, 1992 (H)	0-32 L
Sept. 18, 1993 (A)	10-44 L
Sept. 17, 1994 (H)	0-37 L
Sept. 16, 1995 (A)	8-36 L
Sept. 6, 1997 (A)	12-13 L
Sept. 5, 1998 (H)	7-17 L
Sept. 4, 1999 (A)	14-20 L

Elon**0-4 (.000), 0-2 Home, 0-2 Away**

Oct. 30, 1999 (A)	13-38 L
Oct. 28, 2000 (H)	12-28 L
Oct. 27, 2001 (A)	16-39 L
Nov. 16, 2002 (H)	13-21 L

Point**1-0 (1.000), 1-0 Home**

Aug. 28, 2014 (H)	61-9 W
-------------------------	--------

Presbyterian**10-14 (.417), 6-7 Home, 4-7 Away**

Sept. 11, 1993 (H)	17-16 W
Sept. 10, 1994 (A)	34-38 L
Sept. 9, 1995 (H)	6-44 L
Sept. 14, 1996 (A)	26-34 L
Sept. 13, 1997 (H)	7-16 L
Sept. 12, 1998 (A)	0-42 L
Sept. 11, 1999 (H)	14-20 L
Sept. 9, 2000 (A)	13-28 L
Sept. 8, 2001 (H)	10-19 L
Sept. 14, 2002 (A)	6-26 L
Sept. 13, 2003 (H)	14-17 L
Sept. 11, 2004 (A)	14-19 L
Sept. 10, 2005 (H)	0-42 L
Sept. 2, 2006 (A)	21-13 W
Nov. 10, 2007 (H)	28-24 W
Nov. 8, 2008 (H)	29-18 W
Nov. 7, 2009 (A)	46-32 W
Nov. 13, 2010 (H)	42-39 W
Nov. 19, 2011 (A)	14-45 L
Oct. 20, 2012 (H)	31-21 W
Nov. 2, 2013 (A)	27-16 W
Oct. 18, 2014 (H)	3-7 L
Oct. 17, 2015 (A)	10-7 W
Oct. 22, 2016 (H)	38-3 W

Savannah State**6-0 (1.000), 4-0 Home, 2-0 Away**

Oct. 12, 2002 (H)	21-3 W
Oct. 22, 2005 (H)	48-28 W
Oct. 7, 2006 (A)	38-13 W
Oct. 6, 2007 (H)	28-0 W
Oct. 11, 2008 (A)	29-20 W
Oct. 3, 2009 (H)	47-10 W

Monmouth**3-0 (1.000), 1-0 Home, 2-0 Away**

Nov. 1, 2014 (A)	27-0 W
Oct. 10, 2015 (H)	37-7 W
Sept. 24, 2016 (A)	35-7 W

Gardner-Webb**6-10 (.375), 4-4 Home, 2-5 Away**

Sept. 12, 1992 (A)	0-56 L
Nov. 9, 2002 (H)	15-57 L
Nov. 8, 2003 (A)	0-46 L
Nov. 13, 2004 (H)	0-18 L
Nov. 5, 2005 (A)	38-7 W
Nov. 4, 2006 (H)	28-14 W
Oct. 27, 2007 (A)	25-29 L
Oct. 4, 2008 (H)	13-10 W
Oct. 17, 2009 (A)	20-27 L
Oct. 16, 2010 (H)	25-35 L
Oct. 29, 2011 (A)	7-14, L
Nov. 10, 2012 (H)	28-10 W
Nov. 16, 2013 (A)	10-27 L
Nov. 8, 2014 (H)	44-14 W
Oct. 24, 2015 (A)	34-0 W
Nov. 5, 2016 (H)	10-17 L

Liberty**5-19 (.208), 2-9 Home, 2-11 Away**

Oct. 30, 1993 (A)	6-42 L
Nov. 19, 1994 (A)	27-59 L
Oct. 28, 1995 (H)	15-19 L
Oct. 26, 1996 (A)	7-38 L
Oct. 25, 1997 (H)	14-18 L
Oct. 3, 1998 (A)	21-28 L
Oct. 23, 1999 (H)	14-34 L
Nov. 11, 2000 (A)	25-0 W
Nov. 10, 2001 (H)	31-45 L
Oct. 19, 2002 (A)	17-31 L
Nov. 1, 2003 (H)	6-17 L
Oct. 30, 2004 (A)	6-34 L
Nov. 12, 2005 (H)	31-30 W
Nov. 11, 2006 (A)	20-34 L
Oct. 20, 2007 (H)	10-50 L
Oct. 25, 2008 (A)	0-42 L
Oct. 24, 2009 (H)	13-20 L
Oct. 9, 2010 (A)	20-44 L
Oct. 22, 2011 (H)	16-38 L
Nov. 3, 2012 (A)	12-26 L
Nov. 23, 2013 (H)	14-56 L
Nov. 15, 2014 (A)	38-36 W
Nov. 14, 2015 (H)	31-24 W
Nov. 12, 2016 (A)	48-26 W

Kennesaw State**2-0 (1.000), 1-0 Home, 1-0 Away**

Nov. 7, 2015 (A)	28-14 W
Nov. 19, 2016 (H)	28-7 W

CSU vs. All Time (117-171)

Alabama	0-1
Alabama-Birmingham	0-6
Allen	1-0
Appalachian State	1-0
Austin Peay	4-0
Benedict	1-0
Bethel	1-0
Bucknell	1-0
Campbell	2-0
Catawba	0-1
Central Florida (UCF)	0-1
Charleston (WV)	1-0
Charlotte	2-0
Chattanooga	0-1
Citadel, The	5-5
Citadel J.V., The	1-1
Coastal Carolina	6-8
Colorado	0-1
Davidson	0-2
East Tennessee State	0-5
Edward Waters	4-0
Elon	0-4
Ferrum	0-1
Florida	0-1
Florida State	0-2
Frostburg State	1-0
Gallaudet	1-0
Gardner-Webb	6-10
Georgetown	1-0
Georgia	0-1
Guilford	2-1
Hawaii	0-2
Hofstra	0-2
Howard	0-2
Illinois	0-1
Jacksonville	5-2
Jacksonville State	0-1
James Madison	0-1
Johnson C. Smith	1-0
Kennesaw State	2-0
Kentucky	0-1
Kentucky State	0-1
Lees-McRae	1-0
Lenoir-Rhyne	1-0
Liberty	5-19
Mars Hill	1-2
Methodist	1-1
Miami (Fla.)	0-1
Miami (Ohio)	0-1
Monmouth	3-0
Morehead State	1-3
Morgan State	0-2
New Haven	0-1
Newberry	2-7
Newport News Apprentice	1-2
Norfolk State	1-1
North Dakota State	0-1
North Greenville	12-1
Point	1-0
Presbyterian	10-14
Samford	0-2
Savannah State	6-0
Shorter	2-0
South Carolina State	0-8
South Florida (USF)	0-5
Stony Brook	1-4
Tennessee-Martin	0-1
Towson State	0-2
Troy State	0-3
Tusculum	3-1
Vanderbilt	0-1
Virginia Military Institute (VMI)	7-6
Wesley College	0-1
West Liberty State	1-0
West Virginia St. College	5-0
West Virginia Wesleyan	1-0
Wingate	1-1
Wofford	0-14

2017 CHARLESTON SOUTHERN FOOTBALL

GAME 1 | MISSISSIPPI STATE

CHARLESTON SOUTHERN INDIVIDUAL SINGLE GAME RECORDS

Carries

1.	34	Christian Reyes	at Appalachian State	(9/28/13)
2.	31	Vinson Blain	at Liberty	(10/3/98)
3.	29	Christian Reyes	at Charlotte	(9/27/14)
4.	28	Richard Mounce	at Gardner-Webb	(10/29/11)
5.	27	Vinson Blain	North Greenville	(9/19/98)
	27	Malcolm Dixon	at Jacksonville	(9/17/11)
7.	26	Andre Copeland	West Va. Wesleyan	(10/15/05)
	26	Christian Reyes	Charlotte	(10/26/13)
9.	24	Andre Copeland	at Gardner-Webb	(11/5/05)
	24	Collin Drafts	Tusculum	(9/27/03)
	24	Christian Reyes	Coastal Carolina	(11/9/13)

Rushing Yards

1.	226	Andre Copeland	West Va. Wesleyan	(10/15/05)
2.	200	Brad Johnson	Davidson	(10/24/92)
3.	191	Lance Miller	Morehead State	(11/8/97)
4.	190	Vinson Blain	North Greenville	(9/19/98)
5.	188	Christian Reyes	at Liberty	(11/15/14)
6.	181	Christian Reyes	Charlotte	(10/26/13)
7.	172	Mike Holloway	at The Citadel	(9/26/15)
8.	168	Christian Reyes	North Greenville	(10/5/13)
9.	167	Christian Reyes	at Appalachian State	(9/28/13)
10.	163	Malcolm Dixon	at Jacksonville	(9/17/11)
	163	Christian Reyes	Gardner-Webb	(11/8/14)

Rushing Touchdowns

1.	4	Teddy Allen	Presbyterian	(10/20/12)
	4	Andre Copeland	West Va. Wesleyan	(10/15/05)
3.	3	Mike Holloway	Monmouth	(10/10/15)
	3	Mike Holloway	at The Citadel	(9/26/15)
	3	Michael Jefferson	Jacksonville State	(9/15/07)
	3	Christian Reyes	at Charlotte	(9/27/14)
7.	2	47 Tied		

Longest Rush From Scrimmage

1.	90	Antonio Singleton	at Austin Peay	(10/14/00)
2.	84	Christian Reyes	Gardner-Webb	(11/8/14)
3.	78	Robert Mitchell	Presbyterian	(10/22/16)
4.	76	Mike Holloway	at Liberty	(11/12/16)
5.	75	Mike Holloway	at Monmouth	(9/24/16)
6.	73	Mike Holloway	at The Citadel	(9/26/15)
7.	70	Alan Barnwell	Kentucky State	(9/3/16)
8.	69	Malcolm Dixon	Gardner-Webb	(11/10/12)
9.	68	Damon White	at Presbyterian	(9/14/96)
10.	66	Craig Roberson	West Virginia State	(11/17/01)

Passing Yards

1.	419	Collin Drafts	Allen	(11/6/04)
2.	406	Collin Drafts	Gardner-Webb	(11/4/06)
	406	Jake Sills	Austin Peay	(10/13/01)
4.	398	Eli Byrd	at North Greenville	(9/29/07)
5.	397	Richard Mounce	Coastal Carolina	(11/12/11)
6.	396	Darren Swiggett	at The Citadel	(11/21/02)
7.	382	Sidney Bryant	Presbyterian	(11/10/07)
8.	374	A.J.Toscano	Mars Hill	(9/18/10)
9.	344	Jake Sills	Liberty	(11/10/01)
10.	342	Richard Mounce	Stony Brook	(11/5/11)

Passing Touchdowns

1.	5	Collin Drafts	North Greenville	(10/23/04)
	5	Collin Drafts	at The Citadel	(9/9/06)
3.	4	14 Tied		

Completion Percentage

1.	92.9	Shane Bucenell	Presbyterian	(10/22/16)
2.	85.0	Austin Brown	at Charlotte	(9/27/14)
3.	82.8	Collin Drafts	Allen University	(11/6/04)
4.	82.1	Collin Drafts	at Gardner-Webb	(11/5/05)
5.	80.8	A.J. Toscano	Savannah State	(10/3/09)
6.	80.0	Jake Sills	Guilford	(9/2/00)
	80.0	Jake Sills	at Wofford	(9/22/01)
	80.0	Andrew Trudnowski	at Kentucky	(11/6/10)
9.	79.2	A.J. Toscano	at VMI	(10/31/09)
10.	78.6	Collin Drafts	Edward Waters	(10/14/06)

Longest Completion

1.	95	Jake Sills	at Austin Peay	(10/14/00)
2.	92	Jake Sills	Austin Peay	(10/13/01)
3.	86	Clint Chappell	at Presbyterian	(9/14/02)
4.	84	Shane Bucenell	Kentucky St.	(9/3/16)
5.	81	Collin Drafts	Gardner-Webb	(11/4/06)
6.	80	Brooks Combs	South Carolina State	(9/5/98)
	80	Collin Drafts	VMI	(10/21/06)
8.	78	Brooks Combs	North Greenville	(9/19/98)
9.	77	Jeff McCool	at Jacksonville	(11/20/99)
10.	76	Brooks Combs	at Liberty	(10/3/98)

Receptions

1.	13	Dee Brown	at Wofford	(9/8/07)
	13	Eddie Gadson	at Presbyterian	(9/11/04)
	13	Maurice Price	at Liberty	(11/11/06)
	13	Maurice Price	Liberty	(11/12/05)
5.	12	Maurice Price	VMI	(10/21/06)
	12	Maurice Price	at The Citadel	(9/9/06)
	12	Gerald Stevenson	at Stony Brook	(10/30/10)
8.	11	Corvaughn Archie	Coastal Carolina	(11/12/11)
	11	Maurice Price	Gardner-Webb	(11/4/06)
	11	Maurice Price	at Gardner-Webb	(11/5/05)

Receiving Yards

1.	241	Brad Moultrie	Austin Peay	(10/13/01)
2.	232	Nathan Perera	Stony Brook	(11/5/11)
3.	204	Corvaughn Archie	Coastal Carolina	(11/12/11)
4.	198	Gerald Stevenson	Mars Hill	(9/18/10)
5.	194	Brad Moultrie	Liberty	(11/10/01)
6.	189	Maurice Price	Howard	(10/1/05)
7.	179	Aaron Dunklin	North Greenville	(10/25/03)
8.	177	Dee Brown	at VMI	(11/3/07)
9.	171	Maurice Price	Liberty	(11/12/05)
10.	166	Maurice Price	VMI	(10/21/06)

Receiving Touchdowns

1.	4	Maurice Price	Savannah State	(10/22/05)
2.	3	Gerald Stevenson	at Stony Brook	(10/18/08)
3.	2	31 Tied		

Longest Reception

1.	95	Steve McCoy	at Austin Peay	(10/14/00)
2.	92	Sheldon Evans	Austin Peay	(10/13/01)
3.	86	Brad Moultrie	at Presbyterian	(9/14/02)
4.	84	Jared Scotland	Kentucky State	(9/3/16)
5.	81	Bryant Burch	Gardner-Webb	(11/4/06)
6.	80	Andre Goldsmith	South Carolina State	(9/5/98)
	80	Maurice Price	VMI	(10/21/06)
8.	78	Mark Vail	North Greenville	(9/19/98)
9.	77	Andre Goldsmith	at Jacksonville	(11/20/99)
10.	76	Andre Goldsmith	at Liberty	(10/3/98)

All-Purpose Yards

1.	389	Gerald Stevenson	Gardner-Webb	(10/16/10)
2.	302	Gerald Stevenson	at Wofford	(9/6/08)
3.	246	Gerald Stevenson	Mars Hill	(9/18/10)
4.	245	Andre Copeland	West Va. Wesleyan	(10/15/05)
5.	241	Brad Moultrie	Austin Peay	(10/13/01)
6.	240	Gerald Stevenson	at Stony Brook	(10/18/08)
7.	232	Nathan Perera	Stony Brook	(11/5/11)
	232	Christian Reyes	at Liberty	(11/15/14)
9.	225	Alexius Ferguson	at Hawai'i	(9/22/07)
10.	221	Darius Hammond	at Troy	(9/12/15)

Points Scored

1.	24	Teddy Allen	Presbyterian	(10/20/12)
	24	Andre Copeland	West Va. Wesleyan	(10/15/05)
	24	Maurice Price	Savannah State	(10/22/05)
	24	Christian Reyes	at Charlotte	(9/27/14)
5.	20	Gerald Stevenson	Gardner-Webb	(10/16/10)
6.	18	Five Tied		

Longest Field Goal Made

1.	51	John Paglia	Stony Brook	(11/14/09)
2.	48	John Paglia	at Wofford	(9/6/08)
	48	Nick Ellis	at Hawai'i	(9/22/07)
4.	47	Nick Ellis	at Jacksonville	(9/18/04)
	47	Josh Waters	Samford	(10/20/01)
	47	John Paglia	Savannah State	(10/3/09)
7.	46	Jacob Smoak	at North Dakota State	(8/27/16)
	46	Nick Ellis	at Gardner-Webb	(11/5/05)
	46	John Paglia	Stony Brook	(11/14/09)
10.	45	David Kennedy	at Georgia	(11/22/14)
	45	John Paglia	Wofford	(9/11/10)

Longest Punt

1.	72	Heath Seimon	Newberry	10/9/93
1.	71	Truett Burns	at Colorado	(10/19/13)
2.	64	Jason Trussell	at East Tennessee St	(11/18/00)
3.	63	Nick Ellis	at Gardner-Webb	(11/5/05)
	63	Nik Zdral	at Presbyterian	(9/14/02)
5.	61	Truett Burns	Presbyterian	(10/22/16)
	61	Truett Burns	Kennesaw State	(11/19/16)
7.	60	Tavares Shorter	Coastal Carolina	(11/22/03)
	60	Josh Waters	at Wofford	(9/22/01)
9.	59	Six Times		

Longest Punt Returns

1.	77	Ken Mance	Tusculum	(11/9/96)
2.	74	Darius Hammond	The Citadel	(9/20/14)
3.	70	Kelan Fraise	Kentucky State	(9/3/16)
4.	63	C.J. Hirschman	Liberty	(11/11/06)
5.	56	C.J. Hirschman	Savannah State	(10/7/06)
6.	56	Mike Washington	West Va. State	(11/17/01)
7.	53	Darius Hammond	Kennesaw State	(11/7/15)
8.	50	Antwan Ivey	VMI	(10/31/09)
9.	49	Tavares Shorter	North Greenville	(9/24/05)
	49	Darius Hammond	Kentucky State	(9/3/16)

Longest Kick Returns

1.	100	Gerald Stevenson	Liberty	(10/9/10)
2.	98	Mike Washington	South Florida	(11/2/02)
3.	98	Mike Washington	Liberty	(11/10/01)
4.	93	Antwan Smalls	Presbyterian	(9/9/00)
5.	93	Mike Washington	Jacksonville	(10/6/01)
6.	92	Gerald Stevenson	Gardner-Webb	(10/16/10)
7.	89	Deon Lee	Stony Brook	(11/14/09)
8.	89	Kijana Thomas	Liberty	(11/1/03)
9.	86	Mike Washington	West Liberty State	(9/28/02)
10.	85	Tavares Shorter	Savannah State	(10/22/05)

Most Kick Return Yardage

1.	295	Darius Hammond	Jacksonville State	(12/11/15)
2.	255	Gerald Stevenson	Wofford	(9/6/08)
3.	243	Gerald Stevenson	Gardner-Webb	(10/16/10)
4.	205	Kevin Glears	Norfolk State	(9/24/11)
5.	192	Mike Washington	Wofford	(9/22/01)
6.	187	Mike Washington	South Florida	(11/2/02)
7.	179	Alexus Ferguson	Hawai'i	(9/22/07)
8.	169	Kijana Thomas	West Virginia State	(9/20/03)
9.	156	Darius Hammond	at Charlotte	(9/27/14)
10.	154	Darius Hammond	at Liberty	(11/12/16)

Most Total Tackles

1.	21	Jon Belk	Troy State	(10/15/94)
2.	20	Jada Ross	North Greenville	(9/30/06)
	20	Jada Ross	VMI	(10/21/06)
	20	Andre Key	Wofford	(11/11/95)
5.	19	Quentin Lee	at Presbyterian	(9/14/96)
6.	18	Jada Ross	Coastal Carolina	(11/20/04)
	18	Sam Brown	at Wofford	(11/17/96)
	18	Sam Brown	at UAB	(11/21/96)
9.	17	Jada Ross	Coastal Carolina	(11/17/07)
	17	Jada Ross	at VMI	(10/8/05)
	17	Jada Ross	Liberty	(10/20/07)
	17	Jada Ross	Coastal Carolina	(11/19/05)
	17	Josh Bender	at Liberty	(10/3/98)
	17	Andre Key	West Virginia State	(9/21/96)

Most Sacks

1.	4.0	Dennis Hamilton	Guilford	(9/28/91)
2.	3.0	Will Hunt	North Greenville	(10/5/13)
	3.0	Ryan West	North Greenville	(9/2/01)
	3.0	Adrell Walker	Austin Peay	(10/16/99)
5.	2.5	Okeba Rollinson	The Citadel	(9/9/06)
	2.5	Matt Woods	Presbyterian	(11/7/09)
7.	2.0	37 Tied		

Most Tackles For Loss

1.	5.0	Will Hunt	Jacksonville	(9/17/11)
	5.0	Gary Hamby	South Florida	(10/31/98)
	5.0	Reggie Carr	Presbyterian	(9/14/96)
4.	4.5	Okeba Rollinson	The Citadel	(9/9/06)
5.	4.0	Anthony Ellis	Liberty	(11/14/15)
	4.0	Anthony Ellis	at Kennesaw State	(11/7/15)
	4.0	Martin Arce	Savannah State	(10/12/02)
	4.0	Bowe Butler	Savannah State	(10/12/02)
	4.0	Josh Bender	at S.C. State	(9/4/99)
	4.0	Jason Watson	at S.C. State	(9/4/99)

2017 CHARLESTON SOUTHERN FOOTBALL

GAME 1 | MISSISSIPPI STATE

■ CHARLESTON SOUTHERN TEAM GAME RECORDS

Most Carries

1.	66	at Coastal Carolina	(10/1/16)
	66	VMI	(10/13/12)
3.	62	at Appalachian State	(9/28/13)
4.	61	Charlotte	(10/26/11)
	61	at Charlotte	(9/27/14)
6.	60	at Monmouth	(11/1/14)
	60	Guilford	(9/2/00)
	60	at Troy	(9/12/15)
9.	59	at Samford	(11/4/00)
	59	Edward Waters	(10/27/12)

Most Net Yards Rushing

1.	417	Guilford	(9/2/00)
2.	409	Edward Waters	(10/27/12)
3.	405	Kentucky State	(9/3/16)
4.	397	West Virginia Wesleyan	(10/15/05)
5.	375	Charlotte	(10/26/13)
6.	359	at Liberty	(11/14/14)
7.	354	North Greenville	(10/5/13)
8.	352	Tusculum	(11/9/96)
9.	344	at Liberty	(11/12/16)
10.	343	Presbyterian	(10/22/16)

Most Rushing Touchdowns Scored

1.	8	Guilford	(9/2/00)
2.	7	West Virginia Wesleyan	(10/15/05)
3.	6	Point	(8/28/14)
	6	Kentucky State	(9/3/16)
5.	5	Tusculum	(11/9/96)
	5	Allen	(11/6/04)
	5	Monmouth	(10/10/15)
	5	Presbyterian	(10/22/16)
	5	Edward Waters	(10/27/12)
	5	East Tennessee State	(9/17/15)

Most Passes Attempted

1.	55	Liberty	(10/10/01)
2.	54	at North Greenville	(9/29/07)
3.	53	VMI	(10/23/10)
4.	52	at Wofford	(9/8/07)
5.	51	at The Citadel	(11/21/02)
6.	49	Presbyterian	(11/10/07)
	49	at Howard	(10/9/04)
	49	at Florida	(9/5/09)
9.	48	Coastal Carolina	(11/12/11)
	48	North Greenville	(10/25/03)

Most Passes Completed

1.	34	at North Greenville	(9/29/07)
2.	31	Gardner-Webb	(11/4/06)
	31	at Wofford	(9/8/07)
4.	30	Presbyterian	(11/10/07)
	30	at Wofford	(9/6/08)
6.	29	at The Citadel	(11/21/02)
	29	VMI	(10/2/04)
8.	28	Five Times	

Highest Pass Completion Percentage (Min 10 Passes)

1.	83.3	at Kentucky	(11/6/10)
2.	81.8	at Jacksonville	(11/20/99)
3.	80.0	Allen	(11/6/04)
	80.0	Presbyterian	(11/13/10)
	80.0	Guilford	(9/2/00)
6.	77.8	West Virginia State	(11/17/01)
7.	76.7	at Gardner-Webb	(11/5/05)
8.	76.5	Savannah State	(10/3/09)
	76.5	Georgetown	(10/28/06)
10.	76.2	Presbyterian	(11/8/08)

Most Passing Yards

1.	431	North Greenville	(10/25/03)
2.	419	Allen	(11/6/04)
3.	406	Gardner-Webb	(11/4/06)
	406	Austin Peay	(10/13/01)
5.	398	at North Greenville	(9/29/07)
6.	397	Coastal Carolina	(11/12/11)
7.	396	at The Citadel	(11/21/02)
8.	389	Mars Hill	(9/18/10)
9.	382	Presbyterian	(11/10/07)
10.	372	North Greenville	(10/23/04)
	372	North Greenville	(9/19/98)

Most Touchdown Passes

1.	6	North Greenville	(10/23/04)
2.	5	Edward Waters	(11/15/08)
	5	Presbyterian	(11/13/10)
	5	at The Citadel	(9/9/06)
5.	4	16 Tied	

Most Interceptions Thrown

1.	5	at Wofford	(9/8/07)
2.	4	11 Times	

Most Total Offense Yards Gained

1.	695	West Virginia Wesleyan	(10/15/05)
2.	641	Allen University	(11/6/04)
3.	628	North Greenville	(9/19/98)
4.	617	at Charlotte	(9/27/14)
5.	576	at Liberty	(11/15/14)
6.	548	Charlotte	(10/26/13)
	548	Bucknell	(10/29/16)
8.	537	at North Greenville	(9/29/07)
9.	535	at Austin Peay	(10/14/00)
10.	529	Austin Peay	(10/13/01)

Most All-Purpose Yards Gained

1.	824	Kentucky State	(9/3/16)
2.	799	West Virginia Wesleyan	(10/15/05)
3.	792	at Charlotte	(9/27/14)
4.	783	North Greenville	(9/19/98)
5.	709	at North Greenville	(9/29/07)
6.	706	Bucknell	(10/29/16)
7.	702	Allen	(11/6/04)
8.	688	Liberty	(11/10/01)
9.	682	at Liberty	(11/12/16)
10.	677	at Presbyterian	(11/7/09)

Most Points Scored

1.	63	West Virginia Wesleyan	(10/15/05)
2.	61	Point	(8/28/14)
3.	59	at Coastal Carolina	(10/1/16)
4.	58	Allen	(11/6/04)
	58	Guilford	(9/2/00)
6.	57	Kentucky State	(9/3/16)
7.	55	North Greenville	(10/23/04)
8.	49	West Virginia State	(11/17/01)
	49	Bucknell	(10/29/16)
	49	West Virginia State	(9/20/03)

Most Touchdowns Scored

1.	9	Point	(8/28/14)
	9	West Virginia Wesleyan	(10/15/05)
3.	8	Allen	(11/6/04)
	8	at Coastal Carolina	(10/1/16)
	8	North Greenville	(10/23/04)
	8	Guilford	(9/2/00)
	8	Kentucky State	(9/3/16)
	8	North Greenville	(9/19/98)
9.	7	Eight Tied	

Most Punt Return Yards

1.	248	Kentucky State	(9/3/16)
2.	103	Monmouth	(10/10/15)
3.	88	at North Greenville	(9/24/05)
4.	80	The Citadel	(9/20/14)
5.	77	Tusculum	(11/9/96)
	77	at Savannah State	(10/7/06)
7.	74	Gardner-Webb	(11/10/12)
8.	72	VMI	(10/21/06)
9.	67	at Kennesaw State	(11/7/15)
10.	66	at Liberty	(11/11/06)
	66	West Virginia State	(11/17/01)

Most Kick Return Yards

1.	262	Gardner-Webb	(10/16/10)
2.	255	at Wofford	(9/6/08)
3.	230	Liberty	(11/10/01)
4.	213	at South Florida	(11/2/02)
5.	209	at Presbyterian	(9/12/98)
6.	207	at Wofford	(9/22/01)
7.	205	Norfolk State	(9/24/11)
8.	199	at Hawai'i	(9/22/07)
9.	180	North Greenville	(10/25/03)
10.	174	at Coastal Carolina	(11/20/04)

Most Interceptions

1.	4	Lenoir-Rhyne	(10/2/99)
	4	at Presbyterian	(11/7/09)
	4	Gardner-Webb	(11/8/14)
	4	at Liberty	(11/11/00)
	4	Kennesaw State	(11/19/16)
	4	EWU	(10/14/06)
7.	3	15 Tied	

Most Tackles

1.	122	at Presbyterian	(9/14/96)
2.	116	at Liberty	(10/30/04)
3.	114	West Virginia State	(9/21/96)
	114	Coastal Carolina	(11/17/07)
5.	111	at UAB	(11/21/96)
6.	106	Newberry	(10/12/96)
7.	105	Norfolk State	(9/24/11)
8.	104	Gardner-Webb	(10/4/08)
9.	102	North Greenville	(9/4/10)
	102	North Greenville	(9/30/06)

Most Quarterback Sacks

1.	9.0	at Presbyterian	(9/12/98)
2.	8.0	Jacksonville	(10/7/00)
	8.0	at Savannah State	(10/12/02)
	8.0	at Austin Peay	(10/14/00)
	8.0	North Greenville	(9/2/01)
6.	7.0	at North Greenville	(10/5/13)
	7.0	at Campbell	(9/14/13)
8.	6.0	Gardner-Webb	(11/8/14)
	6.0	at Liberty	(10/3/98)
	6.0	Kentucky State	(9/3/16)

Most Tackles For Loss

1.	19.0	Guilford	(9/2/00)
2.	17.0	at Savannah State	(10/12/02)
3.	16.0	at Jacksonville	(10/6/01)
	14.0	at Gardner-Webb	(10/24/15)
	14.0	Jacksonville	(10/26/02)
7.	13.0	at Presbyterian	(9/12/98)
	13.0	South Carolina State	(9/5/98)
9.	12.0	at South Carolina State	(9/4/99)
	12.0	Bucknell	(10/29/16)

Most Fumbles Forced

1.	4	VMI	(11/1/08)
	4	West Virginia State	(9/16/00)
	4	Jacksonville	(9/16/05)
	4	at Norfolk State	(9/21/13)
5.	3	Nine Times	

Most Fumbles Recovered

1.	4	at Savannah State	(10/12/02)
	4	Jacksonville	(9/16/05)
	4	at Norfolk State	(9/21/13)
	4	Wofford	(9/23/00)
5.	3	at Coastal Carolina	(11/22/08)
	3	VMI	(11/1/08)
	3	Guilford	(9/2/00)
	3	West Virginia State	(9/16/00)
9.	2	31 Tied	

Most Pass Breakups

1.	12	Gardner-Webb	(11/10/12)
2.	10	West Virginia State	(9/21/96)
	10	VMI	(10/23/10)
	10	Coastal Carolina	(10/31/15)
5.	9	Jacksonville	(9/16/05)
	9	North Greenville	(9/19/98)
7.	8	Tusculum	(11/6/99)
	8	at South Florida	(11/2/02)
	8	Stony Brook	(11/14/09)
	8	at Austin Peay	(10/17/98)

Most Blocked Kicks

1.	2	North Greenville	(10/5/13)
	2	at Austin Peay	(10/17/98)
	2	Liberty	(10/20/07)
	2	VMI	(10/21/06)
	2	Jacksonville State	(9/15/07)
6.	1	34 Tied	

■ LAST TIME IT HAPPENED

■ CHARLESTON SOUTHERN

RUSHING

30 attempts	34, C. Reyes at Appalachian State 09/28/13*
200 yards	226, A. Copeland vs. West Virginia Wesley College 10/15/05
4 TDs	T. Allen vs. Presbyterian 10/20/12
3 TDs	M. Holloway, The Citadel, 9/26/15, M. Holloway, Monmouth, 10/10/15
Two 100-Yd performances (same game)	127, B. Robinson, D. Hammond vs. N. Greenville, 9/12/15
BTB 100-yard Games	M. Holloway, 151 at Monmouth, 9/24/16, 140 at Coastal Carolina, 10/1/16

PASSING

30-39 attempts	33, A. J. Toscano at Gardner-Webb 10/17/09
40-49 attempts	48, R. Mounce vs. Coastal Carolina 11/12/11
50 attempts	53 , A. Trudnowski vs. VMI 10/23/10
20-29 completions	20, A. Brown vs. Liberty 11/14/15
30-39 completions	34, E. Byrd vs. North Greenville 9/29/07
300 yards	301, A. Brown, vs. Liberty 11/14/15
400 yards	419, C. Drafts vs. Allen 11/6/04
3 TDs	S. Bucenell at Liberty, 11/12/16
4 TDs	S. Bucenell at Coastal Carolina, 10/1/16
5 TDs	C. Drafts vs. The Citadel 9/9/2006

RECEIVING

10+ receptions	10, N. Perera vs. Jacksonville 09/08/12
150 yards	232, N. Perera vs. Stony Brook 11/05/11
200 yards	232, N. Perera vs. Stony Brook 11/05/11
Two 100-yard receivers (same game)	
	N. Perera, 7-128 yards, 2 TD, K. Dinkins, 6-114 yards, 2 TDs vs. Liberty 11/14/15

TOTAL OFFENSE

600 yards	617, Charlotte, 9/27/14
500 yards	514 at Liberty, 11/12/16
400 yards	514 at Liberty, 11/12/16

FIELD GOALS

50 yards	51, J. Paglia vs. Stony Brook, 11/14/09
4 FG made	N. Ellis vs. Savannah St., 10/6/07

TOUCHDOWN RETURNS (YARDAGE)

Kickoff	81, G. Stevenson vs. Gardner-Webb, 10/16/10
Punt	70, K. Fraise vs. Kentucky State, 9/3/16
Interception	28, Solomon Brown vs. Gardner-Webb, 10/24/15
Fumble	61, A. Ellis at Kennesaw State, 11/7/15
Blocked Field Goal	68, P. Ashley vs. Jacksonville State, 9/15/07
Blocked Punt	17, L. Mathis at Vanderbilt, 10/11/14

RUN/PASS DISTANCE

90-yard run	90, A. Singleton at Austin Peay, 10/14/00
80-yard run	84, C. Reyes vs. Gardner-Webb, 11/8/14
70-yard run	76, M. Holloway at Liberty, 11/12/16
60-yard run	76, M. Holloway at Liberty, 11/12/16
50-yard run	57, S. Bucenell vs. Liberty, 11/12/16
90-yard pass	92, J. Stills vs. Austin Peay, 10/13/01
80-yard pass	84, S. Bucenell to J. Scotland vs. Kentucky State, 9/3/16
70-yard pass	72, M. Dixon to N. Perera vs. Jacksonville, 09/08/12
60-yard pass	64, M. Dixon to K. Glears at The Citadel, 08/31/13

TEAM

Shutout opponent at home	North Greenville, 9/26/09
Shutout opponent on road	at Gardner-Webb, 34-0, 10/24/15
Played Overtime	Charlotte (W, 47-41) 9/27/14, Stony Brook, 11/14/09
Forced five turnovers	at Presbyterian, 11/7/09
Scored a safety	M. Taylor at Florida State, 9/10/16
Game-winning field goal	C. Mitchell (29 yards) at The Citadel, 8/31/13
Blocked a punt	J. Scotland vs. Liberty, 11/14/15
Scored 40 points	47 vs. ETSU, 9/17/15
Scored 50 points	59 at Coastal Carolina, 10/1/16
Scored 60 points	61 vs. Point, 8/28/14
Blocked a FG	1, (J. Slaton and C. Bachelor) vs. Monmouth, 11/1/14

■ OPPONENTS

RUSHING

30+ attempts	33, L. Byrd at Presbyterian, 11/07/09
200 yards	274, L. Byrd at Presbyterian, 11/07/00
4 TDs	M. Adkins II, at Colorado, 10/19/13
3 TDs	De'Angelo Henderon at Coastal Carolina, 10/1/16
Two 100-yard rush (same game)	109, D. Rouse; 102, L. Byrd- Presbyterian, 10/20/12

PASSING

30-39 attempts	36, S. Calvert at Liberty, 11/12/16
40-49 attempts	46, A. Ross vs. Coastal Carolina, 10/31/15
20-29 completions	25, D. Francois at Florida State, 9/10/16
300 yards	334, N. Hughes, vs. North Greenville, 10/5/13
3 TDs	S. Calvert at Liberty, 11/12/16
4 TDs	E. J. Manuel, at Florida St., 9/10/11
5 TDs	K. Essington, at Stony Brook, 10/06/12
6 TDs	B. Moniz at Hawaii, 9/25/10
4+ interceptions	N/A

RECEIVING

10+ receptions	10 D. Peterson, at Liberty, 11/15/14
200+ yards	214, K. Norrell at Stony Brook, 10/06/12
150-179 yards	174, John Israel, at Coastal Carolina, 10/25/14
140-149 yards	149, J. Turner vs. Jacksonville, 10/26/02
130-139 yards	131, G. Salas at Hawaii, 9/25/10
3 TDs	D. Peterson at Liberty, 11/15/14

TOTAL OFFENSE

500 yards	580 at Georgia, 11/22/14
400 yards	426 vs. Coastal Carolina, (10/31/15)

FIELD GOALS

50+ yards	50, M. Bevins vs. Liberty, 10/24/09
5 FG attempts	M. Sharpe at VMI, 10/11/03

TOUCHDOWN RETURNS (YARDAGE)

Kickoff	93, C. Walden at Jacksonville, 9/17/11
Punt	89, J. Wilson at Florida State, 9/10/16
Interception	44, Peters vs Liberty, 11/14/15
Fumble	70, J. Washington vs. VMI, 10/13/12

RUN/PASS DISTANCE

70-yard run	77, S. Koudossou vs. Wesley, 10/01/11
60-yard run	64, B. Moon at Shorter, 9/22/12
50-yard run	52, T. Maxwell vs. Gardner-Webb, 11/5/16
90-yard pass	91, B. Parson vs. Liberty, 11/10/01
80-yard pass	87, K. Hughes, 11/03/07
70-yard pass	79, Bennett (Kennesaw St.), 11/7/15
60-yard pass	65, Couamin from Calvert, at Liberty, 11/12/16

TEAM

Shutout Charleston Southern on road	Illinois, 9/12/12
Scored 30-39 points	36 vs. Liberty, 11/15/14
Scored 40-49 points	44 at Troy, 9/12/15
Scored 50-59 points	58 at Coastal Carolina, 10/1/16
Scored 60+ points	62 at Florida St., 9/10/11
Scored safety	Citadel team (errant snap on punt), at The Citadel, 8/31/13
Blocked a field goal	T. Tekac at Gardner-Webb, 10/24/15

BOLD is from 2016 Season

*Denotes CSU School Record