



BULLDOG FOOTBALL

2017



25 CONFERENCE TITLES

57 ALL-AMERICANS

THE RUNDOWN

| | | |
|---------------|-----------------|------------|
| RECORD | OVERALL: | 1-0 |
| | C-USA | 0-0 |
| | NON-CONFERENCE | 1-0 |
| | HOME | 1-0 |
| | AWAY | 0-0 |
| | NEUTRAL | 0-0 |

THE SCHEDULE

| Date | Opponent | Time |
|----------|-----------------------------|-----------|
| Sept. 2 | NORTHWESTERN STATE (ESPN3) | W, 52-24 |
| Sept. 9 | MISSISSIPPI STATE (CBSSN) | 6:30 P.M. |
| Sept. 16 | at WKU* (STADIUM) | 6 P.M. |
| Sept. 23 | at South Carolina (SECN) | TBA |
| Sept. 30 | SOUTH ALABAMA (ESPN3) | 6 P.M. |
| Oct. 7 | at UAB* | TBA |
| Oct. 21 | SOUTHERN MISS* (STADIUM) | 6 P.M. |
| Oct. 28 | at Rice* | 2:30 P.M. |
| Nov. 4 | NORTH TEXAS* (STADIUM) | 2:30 P.M. |
| Nov. 11 | FLORIDA ATLANTIC* (STADIUM) | 2:30 P.M. |
| Nov. 18 | at UTEP* | 2 P.M. |
| Nov. 25 | UTSA* (ESPN2/U) | TBA |

* Conference USA Opponent // All times central

TUNE IN

TV: CBS Sports Network

Carter Blackburn (PxP)
Aaron Taylor (Analyst)
Jenny Dell (Sideline)



RADIO: LA Tech Sports Network

Dave Nitz (PxP)
Teddy Allen (Analyst)
Nick Brown (Sideline)



ATHLETIC COMMUNICATIONS

Anna Claire Thomas (Primary)
Assistant Director / Communications
Phone: (318) 257-5314
Email: acthomas@latech.edu

Malcolm Butler (Secondary)
Associate A.D. / Communications
Phone: (318) 257-3145
Email: mbutler@latech.edu

Kane McGuire (Secondary)
Assistant Director / Communications
Email: kmcguire@latech.edu

Brock McKee (Secondary)
Assistant Director / Communications
Email: bmckee@latech.edu

TABLE OF CONTENTS

| | |
|-------------------------|-------|
| Media Information | 2 |
| Numerical Roster | 3 |
| Alphabetical Roster | 4 |
| Depth Chart | 5 |
| Team Notes | 6-7 |
| Career Record Watch | 8-9 |
| Team Notes cont. | 10 |
| The Last Time... | 11 |
| We Are LA Tech | 12 |
| Skip Holtz Bio | 13-14 |
| Joe Aillet Stadium Info | 15 |
| Team Statistics | 16-24 |
| Individual Player Bios | 25-57 |

GAME 2 | MISSISSIPPI STATE

Sept. 9, 2017 | Ruston, La. | 6:30 p.m. | CBS Sports Network | LA Tech Sports Network



MISSISSIPPI STATE BULLDOGS

2017 Record: 1-0, 0-0 SEC
Head Coach: Dan Mullen
Career: 62-42 (9th Year)
MSU: Same

QUICK HITS

| | | |
|-------|-------------------------|-------|
| 49.0 | Points/Game | 52.0 |
| 0.0 | Points Allowed/Game | 24.0 |
| 281.0 | Rush Yards/Game | 221.0 |
| 18.0 | Rush Yards Allowed/Game | 133.0 |
| 274.0 | Pass Yards/Game | 276.0 |
| 15.0 | Pass Yards Allowed/Game | 256.0 |
| 555.0 | Total Offense/Game | 497.0 |



LOUISIANA TECH BULLDOGS

2017 Record: 1-0, 0-0 C-USA
Head Coach: Skip Holtz
Career: 120-93 (18th Year)
LA Tech: 32-22 (5th Year)

STAT LEADERS

#7 Nick Fitzgerald

16-29-0, 239 yds, 2 TD

PASSING

#8 J'Mar Smith

18-35-0, 276 yds, 2 TD

#22 Aeris Williams

16 att, 83 yds, 1 TD

RUSHING

#3 Jarred Craft

16 att, 86 yds, 2 TD

#6 Donald Gray

3 rec., 57 yds, 0 TD

RECEIVING

#86 Rhashid Bonnette

2 rec., 45 yds, 1 TD

#52 Kobe Jones

6 Tackles, 2.5 TFL, 1 FF

DEFENSE

#33 Dae'Von Washington

5 Tackles, 1 TFL, 2 INT

ATA GLANCE

KEY STORYLINES

» **Battle of the Bulldogs Returns to Joe Aillet Stadium**
Louisiana Tech and Mississippi State will meet for the 13th time Saturday night at Joe Aillet Stadium, but it will mark just the second time the two teams will meet in Ruston. In 2008, LA Tech welcomed Mississippi State to town and came away with a 22-14 victory over the visiting Bulldogs to open the season with a win at home in front of 25,224 in attendance.

» Special Teams Shine in Season Opener

While all the talk leading up to the opener centered around the newcomers on offense and defense, it was LA Tech's special teams unit that made the most noise last Saturday against Northwestern State. DeJuawn Oliver recovered an NSU fumble on a first-quarter kickoff and returned it 26 yards for the touchdown to give LA Tech a 10-7 lead early in the game, while Teddy Veal impressed in his debut after his 66-yard punt return for a touchdown in the second quarter extended LA Tech's lead to 10.

» Dae'Von Washington Named C-USA Defensive POTW

Washington, who was just put on scholarship this fall, recorded two interceptions in the fourth quarter and had 26 return yards to help LA Tech secure a 52-24 season-opening win. He became the first Bulldog since 2014 (Adairius Barnes) to record two interceptions in one game. He was also the second-leading tackler with five tackles (four solo) and one tackle for loss.

SERIES INFORMATION

Overall: Mississippi State leads, 9-3
Ruston: LA Tech leads, 1-0
Starkville: Mississippi State leads, 9-2
Neutral: No Meetings
First Meeting: MSU won, 32-5, in Starkville (1904)
Last Meeting: MSU won, 45-20, in Starkville (2015)
Streak: Mississippi State, 2

THE VENUE

Stadium: Joe Aillet Stadium
Capacity: 28,562
Surface: FieldTurf Revolution



LOUISIANA TECH WEEKLY SCHEDULE

| | | | | | | |
|--------------------------------------------------|-------------------------------------------------------------------------------------------------------------------------------------------------------------------------------------------------------|--------------------------------------------------------------------------------------------------------------------------------------------|-----------------|-----------------|--------------------------------------------------------------------------------------------------------------------------------------------------------|------------------|
| 4 MON | 5 TUES | 6 WED | 7 THU | 8 FRI | 9 SAT | 10 SUN |
| Skip Holtz Radio Show The Dawg House (6 p.m.) | LA Tech Press Conference Holtz/Players (12 p.m.) Practice (4 p.m.) Practice Closed (open to media for the final 20 min.) - Coaches, players available for interviews following practice. | Practice (4 p.m.) Practice Closed (open to media for the final 20 min.) - Coaches, players available for interviews following practice. | No Availability | No Availability | LA Tech Game Day POSTGAME Coach Holtz and players will be available following the game in the Jarrell Room of the Davison Athletics Complex. | No Availability |

TUESDAY MEDIA LUNCHEONS

Head coach Skip Holtz and select student-athletes will meet with the media every Tuesday prior to a game. Lunch will be provided at noon followed by interviews with Coach Holtz and selected players. **Audio of each luncheon will be posted at SoundCloud.com/LATechSports.**

PRACTICE COVERAGE

In addition to Tuesday's media luncheon, Louisiana Tech student-athletes and coaches are available for in-person or phone interviews following practice on Tuesdays and Wednesdays. **All interview requests must be directed to the Louisiana Tech Athletic Communications Office at least 24 hours in advance. Please send all requests via email to acthomas@latech.edu.** For those practice days, the final 20 minutes of practice is open to the media.

COACH/PLAYER AVAILABILITY

All members of the Louisiana Tech coaching staff are available during the designated days and times throughout the year. All returning players are available during the designated days and times, but newcomers are not available to the media unless under special request that access is granted.

SOCIAL MEDIA

Louisiana Tech fans can access the most in-depth information regarding all the University's programs through social media opportunities available online.

Twitter – Members of the Louisiana Tech Athletic Communications department will be tweeting throughout the year with the latest news and in-game score updates. To follow them, simply find them on www.twitter.com.

@LATechFB – Direct reports from football practices and games

@LATechSports – General athletic department information

MEDIA INFORMATION

COLLEGEPRESSBOX.COM

CollegePressBox.com is the official media website for Conference USA and Louisiana Tech Football. Access and download weekly game notes, quotes, statistics, media guides, headshots, logos and more for Louisiana Tech, Conference USA and each of its member schools. Login information will be distributed to accredited media or you can apply for a password by sending an email to password@collegepressbox.com.

DAILY MEDIA AVAILABILITY

The following is a general weekly schedule of media availability for the Louisiana Tech football team. Members of the media are expected to adhere to these policies at all times. All interview requests should be made to Louisiana Tech Assistant Director of Athletic Communications Anna Claire Thomas at least 24 hours in advance. All media availability times are subject to change. Please contact Anna Claire Thomas for any changes in the schedule. *(Note: First year players are not available to the media unless by special request.)*

Monday: Skip Holtz's radio show airs from 6 – 7 p.m. live from The Dawg House Sports Grill in Ruston.

Tuesday: LA Tech's weekly media luncheon starts with food served at noon and statements/interviews beginning around 12:30 p.m. Two players will also be made available. Practice is CLOSED to the media except for the last 20 minutes. Coaches and players are available following practice on the field.

Wednesday: Practice is CLOSED to the media except for the last 20 minutes. Coaches and players are available following practice on the field.

Thursday, Friday and Sunday: No availability. Practice is CLOSED.

Saturday: Postgame availability only. Members of the LA Tech Athletic Communications staff will escort media representatives to the media room with five minutes remaining in the game. The Louisiana Tech locker room, home or away, is closed to the media at all times. Postgame interview requests should be submitted to Anna Claire Thomas before the five-minute mark in the fourth quarter.

For games in Ruston, all Louisiana Tech postgame press conference will be held in the Jarrell Room of the Davison Athletics Complex after each game following a 10-minute cooling off period. No interviews will be allowed on the field with players and/or coaches immediately following games. Coach Holtz and select Louisiana Tech players will be available in the press conference following games. Opposing coaches will be available outside the visiting locker room following a 10-minute cooling off period.

CONFERENCE USA FOOTBALL COACHES' TRANSCRIPTS

Conference USA schools will submit transcripts of weekly press conferences each week to CollegePressBox.com. For more information, see above.

INTERVIEW REQUESTS

All interview requests must be made at least 24 hours in advance and must be submitted to Anna Claire Thomas at acthomas@latech.edu.

WE ARE ... "LOUISIANA TECH"

We are excited you are covering Louisiana Tech Football this year. We ask that you please refer to us by our correct name and abbreviation. Thanks and Go Bulldogs!

CORRECT
Louisiana Tech
LA Tech (pronounced: LAH Tech)
Bulldogs or 'Dogs

INCORRECT
LT or LTU
LaTech or La. Tech
Dawgs

NUMERICAL ROSTER

| No. | Name | Pos. | Ht. | Wt. | Yr. | Exp. | Hometown (Previous School) |
|-----|--------------------|-------|------|-----|-------|------|---------------------------------------------|
| 2 | Secdrick Cooper | S | 6-0 | 210 | Sr. | 3L | Marrero, La. (Archbishop Shaw HS) |
| 2 | Elijah Walker | QB | 6-2 | 207 | Fr. | HS | Amite, La. (Amite HS) |
| 3 | Jarred Craft | RB | 6-0 | 213 | Sr. | 3L | Haughton, La. (Haughton HS) |
| 4 | Alfred Smith | WR | 5-9 | 191 | R-So. | 1L | Destrehan, La. (Destrehan HS) |
| 5 | Michael Sam | DB | 6-0 | 195 | Jr. | TR | Lafayette, La. (Trinity Valley CC) |
| 6 | Boston Scott | RB | 5-6 | 199 | R-Sr. | 2L | Baton Rouge, La. (Zachary HS) |
| 7 | Jaiden Cole | DB | 6-0 | 200 | Fr. | HS | Monroe, La. (Neville HS) |
| 8 | DaMarion King | S | 5-11 | 203 | Sr. | 1L | Muscle Shoals, Ala. (Allan Hancock College) |
| 8 | J'Mar Smith | QB | 6-1 | 222 | R-So. | 1L | Meridian, Miss. (Meridian HS) |
| 9 | Teddy Veal | WR | 6-0 | 192 | R-Jr. | TR | Bridge City, La. (Tulane) |
| 10 | Jonathan Barnes | K | 5-9 | 172 | R-Sr. | 3L | Baton Rouge, La. (Woodlawn HS) |
| 10 | Westin Elliott | QB | 6-5 | 220 | So. | TR | Shallowater, Texas (Blinn College) |
| 11 | Jon Randall Belton | WR/QB | 6-3 | 220 | R-Fr. | RS | Monroe, La. (West Monroe HS) |
| 13 | Marlon Watts | WR | 6-2 | 185 | Sr. | 3L | New Orleans, La. (St. Augustine HS) |
| 14 | Ronald Lewis | DB | 5-11 | 194 | R-Sr. | 1L | Harvey, La. (Arizona State) |
| 14 | Justin Stolberg | QB | 6-1 | 195 | Fr. | HS | Covington, La. (Fontainebleau HS) |
| 15 | Kam McKnight | WR | 6-2 | 222 | R-Jr. | 2L | Ethel, La. (East Feliciana HS) |
| 16 | Marcus Gaines | WR | 5-6 | 156 | Sr. | 3L | Covington, La. (St. Paul's HS) |
| 17 | DeJuawn Oliver | WR | 5-11 | 187 | R-Sr. | 2L | Napoleonville, La. (Assumption HS) |
| 18 | Zach Hannibal | DB | 6-0 | 180 | R-Fr. | RS | Monroe, La. (Ouachita Parish HS) |
| 18 | Will Parker | P | 6-3 | 218 | R-Jr. | SQ | Denison, Texas (Denison HS) |
| 19 | Alex Woodall | WR | 6-3 | 257 | R-Jr. | 1L | Summit, Miss. (McComb HS) |
| 20 | Kollin Hurt | DB | 6-3 | 180 | Fr. | HS | Gilmer, Texas (Gilmer HS) |
| 21 | Amik Robertson | DB | 5-9 | 170 | Fr. | HS | Thibodaux, La. (Thibodaux HS) |
| 22 | Israel Tucker | RB | 5-8 | 190 | R-Fr. | RS | Metairie, La. (Archbishop Rummel HS) |
| 23 | Jaqwis Dancy | RB | 5-11 | 197 | R-So. | 1L | Junction City, Ark. (Junction City HS) |
| 24 | L'Jarius Sneed | DB | 6-1 | 172 | So. | 1L | Minden, La. (Minden HS) |
| 25 | Theron Williams | S | 5-10 | 194 | Jr. | 2L | New Orleans, La. (St. Augustine HS) |
| 26 | Jacorian Andrews | DB | 6-0 | 200 | Fr. | HS | Monroe, La. (Neville HS) |
| 27 | Cualan Williams | WR | 6-3 | 205 | Fr. | HS | Stamps, Ark. (Lafayette County HS) |
| 28 | Jordan Baldwin | DB | 6-1 | 175 | Jr. | TR | Amite, La. (Iowa Central CC) |
| 29 | Dee Fleming | RB | 5-9 | 200 | So. | SQ | Natchez, Miss. (Cathedral HS) |
| 29 | Hunter Stelly | TE | 6-0 | 225 | R-Fr. | RS | Hardin, Texas (Hardin ISD) |
| 30 | Aaron Roberson | CB | 5-9 | 195 | Jr. | 1L | Shreveport, La. (Huntington HS) |
| 31 | Gavin Englade | WR | 5-9 | 180 | R-So. | SQ | Lutcher, La. (Lutcher HS) |
| 31 | Russell Farris | LB | 5-11 | 224 | Sr. | 3L | Ventress, La. (Livonia HS) |
| 32 | Jackson Smithy | RB | 6-1 | 220 | R-Fr. | RS | Ruston, La. (Ruston HS) |
| 32 | Trey Spencer | CB | 5-11 | 178 | Jr. | 2L | Orange, Texas (West Orange-Stark HS) |
| 33 | Dae'Von Washington | LB | 5-10 | 202 | R-Jr. | 2L | Alexandria, La. (Alexandria HS) |
| 34 | Reggie Cleveland | DB | 6-0 | 212 | R-Fr. | RS | Baton Rouge, La. (Scotlandville HS) |
| 34 | Curphey Hardin | K | 5-11 | 175 | R-Fr. | RS | Monroe, La. (Neville HS) |
| 35 | Wes Gresham | WR | 6-0 | 180 | R-So. | SQ | Ruston, La. (Cedar Creek HS) |
| 35 | Collin Scott | LB | 6-0 | 225 | R-So. | 1L | Houston, Texas (Manvel HS) |
| 36 | Davan Dyer | P/K | 6-4 | 230 | Jr. | TR | Gilston, Australia (Griffith University) |
| 37 | Ephraim Kitchen | CB | 5-10 | 180 | R-So. | 1L | Batesville, Miss. (South Panola HS) |
| 38 | Darryl Lewis | DB | 5-11 | 195 | R-So. | 1L | New Orleans, La. (Lusher HS) |
| 39 | Randy Hogan | LB | 6-1 | 220 | Jr. | TR | Pascagoula, Miss. (Pearl River CC) |
| 40 | Roland Dunn | CB | 5-10 | 167 | Sr. | 3L | Shreveport, La. (Evangel Christian Academy) |
| 40 | Brady Farlow | K | 5-11 | 185 | So. | TR | Hattiesburg, Miss. (Jones County JC) |
| 41 | Bobby Holly | RB | 6-1 | 234 | R-So. | 1L | Farmerville, La. (Union Parish HS) |
| 42 | James Jackson | S | 5-11 | 210 | R-So. | 1L | Haynesville, La. (Haynesville HS) |
| 42 | Roderick Jackson | WR | 6-0 | 175 | R-So. | SQ | Monroe, La. (Ouachita Parish HS) |
| 43 | Quanta Moore | RB | 6-1 | 228 | R-Jr. | SQ | New Orleans, La. (Edna Karr HS) |
| 44 | Brandon Durman | LB | 6-2 | 224 | Jr. | 2L | Tyler, Texas (Tyler Lee HS) |
| 45 | Jaylon Ferguson | DE | 6-5 | 255 | R-Jr. | 2L | St. Francisville, La. (West Feliciana HS) |

| No. | Name | Pos. | Ht. | Wt. | Yr. | Exp. | Hometown (Previous School) |
|-----|---------------------|-------|------|-----|-------|------|------------------------------------------------|
| 46 | Ezekiel Barnett | DB | 6-2 | 175 | R-Fr. | RS | Benton, La. (Benton HS) |
| 46 | Robert Trimmer | DS | 5-11 | 215 | R-Fr. | RS | Fairfax, Va. (WT Woodson HS) |
| 47 | Eric Kendzior | DE | 6-3 | 242 | So. | 1L | Deer Park, Texas (La Porte HS) |
| 48 | Justice Henson | DE/LB | 5-10 | 195 | Fr. | HS | Shreveport, La. (Calvary Baptist Academy) |
| 48 | Alex Zayed | LB | 5-11 | 205 | R-Fr. | RS | Destrehan, La. (Destrehan HS) |
| 49 | Elliot Blankenship | DB | 6-0 | 200 | R-Sr. | 2L | Jonesboro, La. (Missouri Southern) |
| 50 | Deldrick Canty | DE | 6-2 | 261 | Sr. | 3L | Baton Rouge, La. (Scotlandville HS) |
| 51 | Gaston Richardson | S/LB | 6-0 | 200 | Fr. | HS | Shreveport, La. (Evangel Christian) |
| 53 | Carson Wyld | P/K | 6-0 | 190 | Fr. | HS | Ponchatoula, La. (Ponchatoula HS) |
| 54 | Devin Hamilton | LB | 5-11 | 209 | R-Fr. | RS | Lake Charles, La. (Washington-Marion HS) |
| 54 | Hanner Shipley | OL | 6-5 | 295 | R-Jr. | TR | Marble Falls, Texas (Blinn College) |
| 55 | Drew Kirkpatrick | OL | 6-3 | 310 | Jr. | TR | Uvalde, Texas (Blinn College) |
| 57 | Tanner Borskey | DS | 5-11 | 205 | R-Fr. | RS | Mandeville, La. (Fontainebleau HS) |
| 57 | DeVante Lovett | OL | 6-6 | 274 | R-So. | SQ | Strong, Ark. (Strong HS) |
| 58 | Charles Adeola | DE | 6-3 | 246 | R-So. | SQ | Slidell, La. (Northshore HS) |
| 58 | Joshua Outlaw | OL | 6-6 | 305 | R-Sr. | 1L | Lithonia, Ga. (Tyler JC) |
| 59 | Cameron Linck | DS | 6-2 | 185 | Grad. | HS | Kingwood, Texas (Kingwood Park HS) |
| 61 | Ethan Reed | OL | 6-4 | 295 | R-So. | 1L | Orange, Texas (Little Cypress-Mauriceville HS) |
| 62 | Abraham Delfin | OL | 6-1 | 310 | Fr. | HS | Plaquemine, La. (Plaquemine HS) |
| 63 | Reeves Blankenship | DS | 6-4 | 235 | Fr. | HS | Springfield, La. (Springfield HS) |
| 64 | Joshua Mote | OL | 6-3 | 275 | Fr. | HS | Oak Grove, La. (Oak Grove HS) |
| 65 | Kody Russey | OL | 6-1 | 284 | R-Fr. | RS | Burleson, Texas (Burleson HS) |
| 66 | Shane Carpenter | OL | 6-6 | 309 | R-Jr. | 2L | Walker, La. (Walker HS) |
| 67 | Tyler Spears | DL | 6-1 | 270 | R-Jr. | SQ | Winnboro, La. (Franklin Parish HS) |
| 68 | Justin Throckmorton | OL | 6-3 | 291 | Fr. | HS | Ruston, La. (Ruston HS) |
| 69 | Drew Melancon | OL | 6-4 | 306 | R-Fr. | RS | Des Allemands, La. (Hahnville HS) |
| 72 | Chris Roberts | OL | 6-1 | 300 | R-So. | SQ | Deville, La. (Buckeye HS) |
| 73 | Luke Robinson | DL | 6-2 | 285 | Fr. | HS | Shreveport, La. (Calvary Baptist Academy) |
| 74 | O'Shea Dugas | OL | 6-5 | 329 | Jr. | 2L | Lafayette, La. (Northside HS) |
| 75 | Michael Rodriguez | OL | 6-6 | 268 | R-Jr. | 1L | La Porte, Texas (La Porte HS) |
| 76 | Conner Estes | OL | 6-5 | 290 | Fr. | HS | Moss Point, Miss. (East Central HS) |
| 77 | Gewhite Stallworth | OL | 6-8 | 320 | Sr. | 1L | Houston, Texas (Navarro JC) |
| 79 | Kennedy Madison | OL | 6-3 | 275 | Fr. | HS | Monroe, La. (Ouachita Parish HS) |
| 80 | Griffin Hebert | WR | 6-3 | 200 | Fr. | HS | Lafayette, La. (St. Thomas More HS) |
| 81 | Cee Jay Powell | WR | 5-7 | 159 | R-Fr. | RS | Maringouin, La. (Livonia HS) |
| 82 | Ivan Wilson | WR | 6-3 | 220 | Fr. | HS | Ruston, La. (Ruston HS) |
| 83 | Jake Norris | WR | 5-9 | 150 | R-Fr. | RS | West Monroe, La. (West Monroe HS) |
| 84 | Javonte Woodard | WR | 6-0 | 192 | R-So. | 1L | Haughton, La. (Haughton HS) |
| 85 | Deontae Allen | WR | 5-8 | 175 | R-Fr. | RS | Houston, Texas (Daingerfield HS) |
| 85 | Willie Baker | DE | 6-3 | 240 | R-Fr. | RS | New Roads, La. (Livonia HS) |
| 86 | Rhashid Bonnette | WR | 6-0 | 171 | R-So. | 1L | Loreauville, La. (Loreauville HS) |
| 87 | George Scott III | WR | 6-1 | 195 | Fr. | HS | Natchez, Miss. (Adams County Christian HS) |
| 88 | Zach Cousar | TE | 6-4 | 218 | R-Fr. | RS | Oxford, Miss. (Oxford HS) |
| 89 | Adrian Hardy | WR | 6-2 | 180 | R-Fr. | RS | Houston, Texas (Dekaney HS) |
| 90 | Courtney Wallace | DT | 6-2 | 320 | R-So. | 1L | Monroe, La. (Neville HS) |
| 91 | Cedric Johnson | DT | 6-2 | 306 | R-Jr. | 1L | Rowlett, Texas (Rowlett HS) |
| 92 | La'Dante Davenport | DT | 6-3 | 272 | R-So. | SQ | Shreveport, La. (Northwood HS) |
| 93 | Immanuel Turner | DE | 6-3 | 268 | Jr. | 2L | Magnolia, Ark. (Magnolia HS) |
| 94 | Jordan Bradford | DT | 6-2 | 284 | Jr. | 2L | Bay St. Louis, Miss. (St. Stanislaus HS) |
| 95 | Matthew Ydarraga | DE | 6-3 | 241 | R-Jr. | 2L | Central, La. (Catholic HS) |
| 96 | Ka'Derrion Mason | DL | 6-4 | 289 | So. | 1L | McComb, Miss. (McComb HS) |
| 97 | Milton Williams | DE | 6-4 | 230 | Fr. | HS | Crowley, Texas (Crowley HS) |
| 98 | Tristan Allen | LB | 6-4 | 225 | Fr. | HS | Atlanta, Texas (Atlanta HS) |
| 99 | Keonaty Garner | DL | 6-4 | 270 | Jr. | 1L | Jackson, Miss. (Copiah-Lincoln JC) |

COACHING STAFF

- Skip Holtz - Head Coach
- Joe Sloan - Assistant Head Coach/Inside Receivers
- Blake Baker - Defensive Coordinator/Safeties
- Todd Fitch - Offensive Coordinator/Wide Receivers
- Kevin Curtis - Cornerbacks
- Lanier Goethie - Linebackers
- Robert McFarland - Offensive Line
- Rick Petri - Defensive Line
- Tim Rattay - Quarterbacks
- Tony Ball - Running Backs
- Kurt Hester - Head Strength & Conditioning Coach
- Ed Jackson - Assistant AD/Character Education Coordinator
- Ashton Green - Graduate Assistant (Offense)
- Kegan McDaniel - Graduate Assistant (Offense)
- Koy McFarland - Graduate Assistant (Defense)
- Jake Swalley - Graduate Assistant (Defense)

PRONUNCIATION GUIDE

| | | | |
|--------------------|-------------------|--------------------|----------------------|
| Charles Adeola | add-EE-oh-la | DaMarion King | DUH-mary-en |
| Jacorian Andrews | juh-CORE-ee-an | Ephraim Kitchen | eh-FROM |
| Ezekiel Barnett | eh-ZEEK-ee-uhl | DeVante Lovett | duh-VON-tay love-ETT |
| Rhashid Bonnette | rah-SHEED | Ka'Derrion Mason | kuh-DAIR-ee-uhn |
| Deldrick Canty | CAN-TEE | Quanta Moore | KWAN-TAY |
| Secdrick Cooper | SED-RICK | DeJuawn Oliver | duh-zhohn |
| Zach Cousar | COW-zir | Aaron Roberson | rah-ber-son |
| Jaqwis Dancy | jah-queese | J'Mar Smith | JAY-mar |
| La'Dante Davenport | LUH-dahn-tay | L'Jarius Sneed | luh-JAIR-EE-us |
| O'Shea Dugas | OH-SHAY DOO-GAHS | Gewhite Stallworth | juh-WHITE |
| Davan Dyer | da-vuhn DYE-er | Israel Tucker | IHZ-rih-uhl |
| Conner Estes | eh-stess | Immanuel Turner | ih-MAN-yoo-ell |
| Jaylon Ferguson | JAY-luhn | Dae'Von Washington | DAY-vonn |
| Dee Fleming | flemm-ing | Cualan Williams | QUAY-lan |
| Keonaty Garner | KEE-ahn-tay | Theron Williams | thAIR-uhn |
| Lanier Goethie | luh-NEAR go-THREE | Ivan Wilson | EYE-vun |
| Griffin Hebert | AYE-bair | Javonte Woodard | juh-von-TAY |
| Eric Kendzior | ken-zer | Matthew Ydarraga | EEE-darga |

ALPHABETICAL ROSTER

| No. | Name | Pos. | Ht. | Wt. | Yr. | Exp. | Hometown (Previous School) |
|-----|--------------------|-------|------|-----|-------|------|---------------------------------------------|
| 58 | Charles Adeola | DE | 6-3 | 246 | R-So. | SQ | Slidell, La. (Northshore HS) |
| 85 | Deontae Allen | WR | 5-8 | 175 | R-Fr. | RS | Houston, Texas (Daingerfield HS) |
| 98 | Tristan Allen | LB | 6-4 | 225 | Fr. | HS | Atlanta, Texas (Atlanta HS) |
| 26 | Jacorian Andrews | DB | 6-0 | 200 | Fr. | HS | Monroe, La. (Neville HS) |
| 85 | Willie Baker | DE | 6-3 | 240 | R-Fr. | RS | New Roads, La. (Livonia HS) |
| 28 | Jordan Baldwin | DB | 6-1 | 175 | Jr. | TR | Amite, La. (Iowa Central CC) |
| 10 | Jonathan Barnes | K | 5-9 | 172 | R-Sr. | 3L | Baton Rouge, La. (Woodlawn HS) |
| 46 | Ezekiel Barnett | DB | 6-2 | 175 | R-Fr. | RS | Benton, La. (Benton HS) |
| 11 | Jon Randall Belton | WR/QB | 6-3 | 220 | R-Fr. | RS | Monroe, La. (West Monroe HS) |
| 49 | Elliot Blankenship | DB | 6-0 | 200 | R-Sr. | 2L | Jonesboro, La. (Missouri Southern) |
| 63 | Reeves Blankenship | DS | 6-4 | 235 | Fr. | HS | Springfield, La. (Springfield HS) |
| 86 | Rhashid Bonnette | WR | 6-0 | 171 | R-So. | 1L | Loreauville, La. (Loreauville HS) |
| 57 | Tanner Borskey | DS | 5-11 | 205 | R-Fr. | RS | Mandeville, La. (Fontainebleau HS) |
| 94 | Jordan Bradford | DT | 6-2 | 284 | Jr. | 2L | Bay St. Louis, Miss. (St. Stanislaus HS) |
| 50 | Deldrick Cauty | DE | 6-2 | 261 | Sr. | 3L | Baton Rouge, La. (Scotlandville HS) |
| 66 | Shane Carpenter | OL | 6-6 | 309 | R-Jr. | 2L | Walker, La. (Walker HS) |
| 34 | Reggie Cleveland | DB | 6-0 | 212 | R-Fr. | RS | Baton Rouge, La. (Scotlandville HS) |
| 7 | Jaiden Cole | DB | 6-0 | 200 | Fr. | HS | Monroe, La. (Neville HS) |
| 2 | Sedrick Cooper | S | 6-0 | 210 | Sr. | 3L | Marrero, La. (Archbishop Shaw HS) |
| 88 | Zach Cousar | TE | 6-4 | 218 | R-Fr. | RS | Oxford, Miss. (Oxford HS) |
| 3 | Jarred Craft | RB | 6-0 | 213 | Sr. | 3L | Haughton, La. (Haughton HS) |
| 23 | Jaqwis Dancy | RB | 5-11 | 197 | R-So. | 1L | Junction City, Ark. (Junction City HS) |
| 92 | La'Dante Davenport | DT | 6-3 | 272 | R-So. | SQ | Shreveport, La. (Northwood HS) |
| 62 | Abraham Delfin | OL | 6-1 | 310 | Fr. | HS | Plaquemine, La. (Plaquemine HS) |
| 74 | O'Shea Dugas | OL | 6-5 | 329 | Jr. | 2L | Lafayette, La. (Northside HS) |
| 40 | Roland Dunn | CB | 5-10 | 167 | Sr. | 3L | Shreveport, La. (Evangel Christian Academy) |
| 44 | Brandon Durman | LB | 6-2 | 224 | Jr. | 2L | Tyler, Texas (Tyler Lee HS) |
| 36 | Davan Dyer | P/K | 6-4 | 230 | Jr. | TR | Gilston, Australia (Griffith University) |
| 10 | Westin Elliott | QB | 6-5 | 220 | So. | TR | Shallowater, Texas (Blinn College) |
| 31 | Gavin Englade | WR | 5-9 | 180 | R-So. | SQ | Lutcher, La. (Lutcher HS) |
| 76 | Conner Estes | OL | 6-5 | 290 | Fr. | HS | Moss Point, Miss. (East Central HS) |
| 40 | Brady Farlow | K | 5-11 | 185 | So. | TR | Hattiesburg, Miss. (Jones County JC) |
| 31 | Russell Farris | LB | 5-11 | 224 | Sr. | 3L | Ventress, La. (Livonia HS) |
| 45 | Jaylon Ferguson | DE | 6-5 | 255 | R-Jr. | 2L | St. Francisville, La. (West Feliciana HS) |
| 29 | Dee Fleming | RB | 5-9 | 200 | So. | SQ | Natchez, Miss. (Cathedral HS) |
| 16 | Marcus Gaines | WR | 5-6 | 156 | Sr. | 3L | Covington, La. (St. Paul's HS) |
| 99 | Keonaty Garner | DL | 6-4 | 270 | Jr. | 1L | Jackson, Miss. (Copiah-Lincoln JC) |
| 35 | Wes Gresham | WR | 6-0 | 180 | R-So. | SQ | Ruston, La. (Cedar Creek HS) |
| 54 | Devin Hamilton | LB | 5-11 | 209 | R-Fr. | RS | Lake Charles, La. (Washington-Marion HS) |
| 18 | Zach Hannibal | DB | 6-0 | 180 | R-Fr. | RS | Monroe, La. (Ouachita HS) |
| 34 | Curphey Hardin | K | 5-11 | 175 | R-Fr. | RS | Monroe, La. (Neville HS) |
| 89 | Adrian Hardy | WR | 6-2 | 180 | R-Fr. | RS | Houston, Texas (Dekaney HS) |
| 80 | Griffin Hebert | WR | 6-3 | 200 | Fr. | HS | Lafayette, La. (St. Thomas More HS) |
| 48 | Justice Henson | DE/LB | 5-10 | 195 | Fr. | HS | Shreveport, La. (Calvary Baptist Academy) |
| 39 | Randy Hogan | LB | 6-1 | 220 | Jr. | TR | Pascagoula, Miss. (Pearl River CC) |
| 41 | Bobby Holly | RB | 6-1 | 234 | R-So. | 1L | Farmerville, La. (Union Parish HS) |
| 20 | Kollin Hurt | DB | 6-3 | 180 | Fr. | HS | Gilmer, Texas (Gilmer HS) |
| 42 | James Jackson | S | 5-11 | 210 | R-So. | 1L | Haynesville, La. (Haynesville HS) |
| 42 | Roderick Jackson | WR | 6-0 | 175 | R-So. | SQ | Monroe, La. (Ouachita Parish HS) |
| 91 | Cedric Johnson | DT | 6-2 | 306 | R-Jr. | 1L | Rowlett, Texas (Rowlett HS) |
| 47 | Eric Kendzior | DE | 6-3 | 242 | So. | 1L | Deer Park, Texas (La Porte HS) |
| 8 | DaMarion King | S | 5-11 | 203 | Sr. | 1L | Muscle Shoals, Ala. (Allan Hancock College) |
| 55 | Drew Kirkpatrick | OL | 6-3 | 310 | Jr. | TR | Uvalde, Texas (Blinn College) |
| 37 | Ephraim Kitchen | CB | 5-10 | 180 | R-So. | 1L | Batesville, Miss. (South Panola HS) |
| 38 | Darryl Lewis | DB | 5-11 | 195 | R-So. | 1L | New Orleans, La. (Lusher HS) |

| No. | Name | Pos. | Ht. | Wt. | Yr. | Exp. | Hometown (Previous School) |
|-----|---------------------|------|------|-----|-------|------|------------------------------------------------|
| 14 | Ronald Lewis | DB | 5-11 | 194 | R-Sr. | 1L | Harvey, La. (Arizona State) |
| 59 | Cameron Link | DS | 6-2 | 185 | Grad. | HS | Kingwood, Texas (Kingwood Park HS) |
| 57 | DeVante Lovett | OL | 6-6 | 274 | R-So. | SQ | Strong, Ark. (Strong HS) |
| 79 | Kennedy Madison | OL | 6-3 | 275 | Fr. | HS | Monroe, La. (Ouachita Parish HS) |
| 96 | Ka'Derrion Mason | DL | 6-4 | 289 | So. | 1L | McComb, Miss. (McComb HS) |
| 15 | Kam McKnight | WR | 6-2 | 222 | R-Jr. | 2L | Ethel, La. (East Feliciana HS) |
| 69 | Drew Melancon | OL | 6-4 | 306 | R-Fr. | RS | Des Allemands, La. (Hahnville HS) |
| 43 | Quanta Moore | RB | 6-1 | 228 | R-Jr. | SQ | New Orleans, La. (Edna Karr HS) |
| 64 | Joshua Mote | OL | 6-3 | 275 | Fr. | HS | Oak Grove, La. (Oak Grove HS) |
| 83 | Jake Norris | WR | 5-9 | 150 | R-Fr. | RS | West Monroe, La. (West Monroe HS) |
| 17 | DeJuawn Oliver | WR | 5-11 | 187 | R-Sr. | 2L | Napoleonville, La. (Assumption HS) |
| 58 | Joshua Outlaw | OL | 6-6 | 305 | R-Sr. | 1L | Lithonia, Ga. (Tyler JC) |
| 18 | Will Parker | P | 6-3 | 218 | R-Jr. | SQ | Denison, Texas (Denison HS) |
| 81 | Cee Jay Powell | WR | 5-7 | 159 | R-Fr. | RS | Maringouin, La. (Livonia HS) |
| 61 | Ethan Reed | OL | 6-4 | 295 | R-So. | 1L | Orange, Texas (Little Cypress-Mauriceville HS) |
| 51 | Gaston Richardson | S/LB | 6-0 | 200 | Fr. | HS | Shreveport, La. (Evangel Christian) |
| 30 | Aaron Roberson | CB | 5-9 | 195 | Jr. | 1L | Shreveport, La. (Huntington HS) |
| 72 | Chris Roberts | OL | 6-1 | 300 | R-So. | SQ | Deville, La. (Buckeye HS) |
| 21 | Amik Robertson | DB | 5-9 | 170 | Fr. | HS | Thibodaux, La. (Thibodaux HS) |
| 73 | Luke Robinson | DL | 6-2 | 285 | Fr. | HS | Shreveport, La. (Calvary Baptist Academy) |
| 75 | Michael Rodriguez | OL | 6-6 | 268 | R-Jr. | 1L | La Porte, Texas (La Porte HS) |
| 65 | Kody Russey | OL | 6-1 | 284 | R-Fr. | RS | Burleson, Texas (Burleson HS) |
| 5 | Michael Sam | DB | 6-0 | 195 | Jr. | TR | Lafayette, La. (Trinity Valley CC) |
| 6 | Boston Scott | RB | 5-6 | 199 | R-Sr. | 2L | Baton Rouge, La. (Zachary HS) |
| 35 | Collin Scott | LB | 6-0 | 225 | R-So. | 1L | Houston, Texas (Manvel HS) |
| 87 | George Scott III | WR | 6-1 | 195 | Fr. | HS | Natchez, Miss. (Adams County Christian HS) |
| 54 | Hanner Shipley | OL | 6-5 | 295 | R-Jr. | TR | Marble Falls, Texas (Blinn College) |
| 4 | Alfred Smith | WR | 5-9 | 191 | R-So. | 1L | Destrehan, La. (Destrehan HS) |
| 8 | J'Mar Smith | QB | 6-1 | 222 | R-So. | 1L | Meridian, Miss. (Meridian HS) |
| 32 | Jackson Smithey | RB | 6-1 | 220 | R-Fr. | RS | Ruston, La. (Ruston HS) |
| 24 | L'Jarius Sneed | DB | 6-1 | 172 | So. | 1L | Minden, La. (Minden HS) |
| 67 | Tyler Spears | DL | 6-1 | 270 | R-Jr. | SQ | Winnsboro, La. (Franklin Parish HS) |
| 32 | Trey Spencer | CB | 5-11 | 178 | Jr. | 2L | Orange, Texas (West Orange-Stark HS) |
| 77 | Gewhite Stallworth | OL | 6-8 | 320 | Sr. | 1L | Houston, Texas (Navarro JC) |
| 29 | Hunter Stelly | TE | 6-0 | 225 | R-Fr. | RS | Hardin, Texas (Hardin ISD) |
| 14 | Justin Stolberg | QB | 6-1 | 195 | Fr. | HS | Covington, La. (Fontainebleau HS) |
| 68 | Justin Throckmorton | OL | 6-3 | 291 | Fr. | HS | Ruston, La. (Ruston HS) |
| 46 | Robert Trimmer | DS | 5-11 | 215 | R-Fr. | RS | Fairfax, Va. (WT Woodson HS) |
| 22 | Israel Tucker | RB | 5-8 | 190 | R-Fr. | RS | Metairie, La. (Archbishop Rummel HS) |
| 93 | Immanuel Turner | DE | 6-3 | 268 | Jr. | 2L | Magnolia, Ark. (Magnolia HS) |
| 9 | Teddy Veal | WR | 6-0 | 192 | R-Jr. | TR | Bridge City, La. (Tulane) |
| 2 | Elijah Walker | QB | 6-2 | 207 | Fr. | HS | Amite, La. (Amite HS) |
| 90 | Courtney Wallace | DT | 6-2 | 320 | R-So. | 1L | Monroe, La. (Neville HS) |
| 33 | Dae'Von Washington | LB | 5-10 | 202 | R-Jr. | 2L | Alexandria, La. (Alexandria HS) |
| 13 | Marlon Watts | WR | 6-2 | 185 | Sr. | 3L | New Orleans, La. (St. Augustine HS) |
| 27 | Cualan Williams | WR | 6-3 | 205 | Fr. | HS | Stamps, Ark. (Lafayette County HS) |
| 97 | Milton Williams | DE | 6-4 | 230 | Fr. | HS | Crowley, Texas (Crowley HS) |
| 25 | Theron Williams | S | 5-10 | 194 | Jr. | 2L | New Orleans, La. (St. Augustine HS) |
| 82 | Ivan Wilson | WR | 6-3 | 220 | Fr. | HS | Ruston, La. (Ruston HS) |
| 19 | Alex Woodall | WR | 6-3 | 257 | R-Jr. | 1L | Summit, Miss. (McComb HS) |
| 84 | Javonte Woodard | WR | 6-0 | 192 | R-So. | 1L | Haughton, La. (Haughton HS) |
| 53 | Carson Wyld | P/K | 6-0 | 190 | Fr. | HS | Ponchatoula, La. (Ponchatoula HS) |
| 95 | Matthew Ydraga | DE | 6-3 | 241 | R-Jr. | 2L | Central, La. (Catholic HS) |
| 48 | Alex Zayed | LB | 5-11 | 205 | R-Fr. | RS | Destrehan, La. (Destrehan HS) |

COACHING STAFF

Skip Holtz - Head Coach
 Blake Baker - Defensive Coordinator/Safeties
 Kevin Curtis - Cornerbacks
 Todd Fitch - Offensive Coordinator/Wide Receivers
 Lanier Goethie - Linebackers
 Kurt Hester - Head Strength & Conditioning Coach
 Ed Jackson - Assistant AD/Character Education Coordinator
 Mickey Joseph - Running Backs
 Robert McFarland - Offensive Line
 Rick Petri - Defensive Line
 Tim Rattay - Quarterbacks
 Joe Sloan - Assistant Head Coach/Inside Receivers
 Ashton Green - Graduate Assistant (Offense)
 Kegan McDaniel - Graduate Assistant (Offense)
 Bryson Abraham - Graduate Assistant (Defense)
 Mike Schrang - Graduate Assistant (Defense)

PRONUNCIATION GUIDE

| | | | |
|--------------------|------------------|--------------------|----------------------|
| Charles Adeola | add-EE-oh-la | DaMarion King | DUH-mary-en |
| Jacorian Andrews | juh-CORE-ee-an | Ephraim Kitchen | eh-FROM |
| Ezekiel Barnett | eh-ZEEK-ee-uhl | DeVante Lovett | duh-VON-tay love-ETT |
| Rhashid Bonnette | rah-SHEED | Ka'Derrion Mason | kuh-DAIR-ee-uhn |
| Deldrick Cauty | CAN-TEE | Quanta Moore | KWAN-TAY |
| Sedrick Cooper | SED-RICK | DeJuawn Oliver | duh-zhohn |
| Zach Cousar | COW-zir | Aaron Roberson | rah-ber-son |
| Jaqwis Dancy | jah-queese | J'Mar Smith | JAY-mar |
| La'Dante Davenport | LUH-dahn-tay | L'Jarius Sneed | luh-JAIR-EE-us |
| O'Shea Dugas | OH-SHAY DOO-GAHS | Gewhite Stallworth | juh-WHITE |
| Davan Dyer | da-vuhn DYE-er | Israel Tucker | IHZ-rih-uhl |
| Conner Estes | eh-stess | Immanuel Turner | ih-MAN-yoo-ell |
| Jaylon Ferguson | JAY-luhn | Dae'Von Washington | DAY-vonn |
| Dee Fleming | flemm-ing | Cualan Williams | QUAY-lan |
| Keonaty Garner | KEE-ahn-tay | Theron Williams | thAIR-uhn |
| Lanier Goethie | luh-NEAR go-THEE | Ivan Wilson | EYE-vun |
| Griffin Hebert | AYE-bair | Javonte Woodard | juh-von-TAY |
| Eric Kendzior | ken-zer | Matthew Ydraga | EEE-darga |

LOUISIANA TECH DEPTH CHART

GAME: 2 (MISSISSIPPI STATE)

OFFENSE

| | | | | | | | | |
|-----------|----|--------------------|------|-----|-------|----|---------------------|---------------------------------------|
| RT | 77 | Gewhite Stallworth | 6-8 | 322 | Sr. | 1L | Houston, Texas | (Navarro JC) |
| | 75 | Michael Rodriguez | 6-6 | 291 | R-Jr. | 1L | La Porte, Texas | (La Porte HS) |
| RG | 66 | Shane Carpenter | 6-6 | 314 | R-Jr. | 2L | Walker, La. | (Walker HS) |
| | 54 | Hanner Shipley | 6-5 | 300 | Jr. | TR | Marble Falls, Texas | (Blinn College/Abilene Christian/LSU) |
| C | 61 | Ethan Reed | 6-4 | 297 | R-So. | 1L | Orange, Texas | (Little Cypress-Mauriceville HS) |
| | 65 | Kody Russey | 6-1 | 280 | R-Fr. | RS | Burleson, Texas | (Burleson HS) |
| LG | 74 | O'Shea Dugas | 6-5 | 339 | Jr. | 2L | Lafayette, La. | (Northside HS) |
| | 55 | Drew Kirkpatrick | 6-3 | 309 | Jr. | TR | Uvalde, Texas | (Blinn College) |
| LT | 58 | Joshua Outlaw | 6-6 | 311 | R-Sr. | 1L | Lithonia, Ga. | (Texas Tech/Tyler JC) |
| | 57 | DeVante Lovett | 6-6 | 290 | R-So. | SQ | Strong, Ark. | (Strong HS) |
| RB | 3 | Jarred Craft | 6-0 | 222 | Sr. | 3L | Haughton, La. | (Haughton HS) |
| | 6 | Boston Scott | 5-6 | 203 | R-Sr. | 2L | Baton Rouge, La. | (Zachary HS) |
| | 23 | Jaqwis Dancy | 5-11 | 194 | R-So. | 1L | Junction City, Ark. | (Junction City HS) |
| WR | 9 | Teddy Veal | 6-0 | 189 | R-Jr. | TR | Bridge City, La. | (Tulane) |
| | 89 | Adrian Hardy | 6-2 | 195 | R-Fr. | RS | Houston, Texas | (Dekaney HS) |
| WR | 13 | Marlon Watts | 6-2 | 197 | Sr. | 3L | New Orleans, La. | (St. Augustine HS) |
| | 86 | Rhashid Bonnette | 6-0 | 169 | R-So. | 1L | Loreauville, La. | (Loreauville HS) |
| WR | 4 | Alfred Smith | 5-9 | 184 | R-So. | 1L | Destrehan, La. | (Destrehan HS) |
| | 16 | Marcus Gaines | 5-6 | 161 | Sr. | 3L | Covington, La. | (St. Paul's HS) |
| | 81 | Cee Jay Powell | 5-7 | 172 | R-Fr. | RS | Maringouin, La. | (Livonia HS) |
| WR | 15 | Kam McKnight | 6-2 | 232 | R-Jr. | 2L | Ethel, La. | (East Feliciana HS) |
| | 17 | DeJuawn Oliver | 5-11 | 203 | R-Sr. | 2L | Napoleanville, La. | (Assumption HS) |
| QB | 8 | J'Mar Smith | 6-1 | 230 | R-So. | 1L | Meridian, Miss. | (Meridian HS) |
| | 10 | Westin Elliott | 6-5 | 216 | So. | TR | Shallowater, Texas | (Blinn College) |

DEFENSE

| | | | | | | | | |
|-----------|----|--------------------|------|-----|-------|----|-----------------------|-------------------------|
| DE | 45 | Jaylon Ferguson | 6-5 | 269 | R-Jr. | 2L | St. Francisville, La. | (West Feliciana HS) |
| | 93 | Immanuel Turner | 6-3 | 265 | Jr. | 2L | Magnolia, Ark. | (Magnolia HS) |
| | 47 | Eric Kendzior | 6-3 | 238 | So. | 1L | Deer Park, Texas | (La Porte HS) |
| DT | 94 | Jordan Bradford | 6-2 | 280 | Jr. | 2L | Bay St. Louis, Miss. | (St. Stanislaus HS) |
| | 91 | Cedric Johnson | 6-2 | 312 | R-Jr. | 1L | Rowlett, Texas | (Rowlett HS) |
| | 90 | Courtney Wallace | 6-2 | 336 | R-So. | 1L | Monroe, La. | (Neville HS) |
| DT | 96 | Ka'Derrion Mason | 6-3 | 285 | So. | 1L | McComb, Miss. | (McComb HS) |
| | 92 | La'Dante Davenport | 6-3 | 272 | R-So. | SQ | Shreveport, La. | (Northwood HS) |
| | 99 | Keonatyne Garner | 6-4 | 280 | Jr. | 1L | Jackson, Miss. | (Copiah-Lincoln CC) |
| DE | 50 | Deldrick Cauty | 6-2 | 269 | Sr. | 3L | Baton Rouge, La. | (Scotlandville HS) |
| | 95 | Matthew Ydarraga | 6-3 | 243 | R-Jr. | 2L | Baton Rouge, La. | (Catholic HS) |
| | 85 | Willie Baker | 6-3 | 256 | R-Fr. | RS | New Roads, La. | (Livonia HS) |
| LB | 31 | Russell Farris | 5-11 | 232 | Sr. | 3L | Ventress, La. | (Livonia HS) |
| | 33 | Dae'Von Washington | 5-10 | 215 | R-Jr. | 2L | Alexandria, La. | (Alexandria HS) |
| LB | 44 | Brandon Durman | 6-2 | 227 | Jr. | 2L | Tyler, Texas | (Tyler Lee HS) |
| | 35 | Collin Scott | 6-0 | 218 | R-So. | 1L | Houston, Texas | (Manvel HS) |
| S | 8 | DaMarion King | 5-11 | 205 | Sr. | 1L | Muscle Shoals, Ala. | (Allan Hancock College) |
| | 49 | Elliot Blankenship | 6-0 | 214 | R-Sr. | 2L | Jonesboro, La. | (Missouri Southern) |
| | 42 | James Jackson | 5-11 | 205 | R-So. | 1L | Haynesville, La. | (Haynesville HS) |
| S | 38 | Darryl Lewis | 5-11 | 207 | R-So. | 1L | New Orleans, La. | (Lusher HS) |
| | 24 | L'Jarvis Sneed | 6-1 | 191 | So. | 1L | Minden, La. | (Minden HS) |
| S | 2 | Secdrick Cooper | 6-0 | 211 | Sr. | 3L | Marrero, La. | (Archbishop Shaw HS) |
| | 28 | Jordan Baldwin | 6-1 | 186 | Jr. | TR | Amite, La. | (Iowa Central CC) |
| CB | 21 | Amik Robertson | 5-9 | 172 | Fr. | HS | Thibodaux, La. | (Thibodaux HS) |
| | 30 | Aaron Roberson | 5-9 | 197 | R-So. | 1L | Shreveport, La. | (Huntington HS) |
| CB | 32 | Trey Spencer | 5-11 | 180 | Jr. | 1L | Orange, Texas | (West Orange-Stark HS) |
| | 5 | Michael Sam | 6-1 | 195 | Jr. | TR | Lafayette, La. | (Trinity Valley CC) |

SPECIAL TEAMS

| | | | | | | | | |
|-----------|----|--------------------|------|-----|-------|----|---------------------|-----------------------|
| K | 10 | Jonathan Barnes | 5-9 | 182 | R-Sr. | 3L | Baton Rouge, La. | (Woodlawn HS) |
| | 40 | Brady Farlow | 5-11 | 190 | So. | TR | Hattiesburg, Miss. | (Jones County JC) |
| KO | 10 | Jonathan Barnes | 5-9 | 182 | R-Sr. | 3L | Baton Rouge, La. | (Woodlawn HS) |
| | 40 | Brady Farlow | 5-11 | 190 | So. | TR | Hattiesburg, Miss. | (Jones County JC) |
| P | 40 | Brady Farlow | 5-11 | 190 | So. | TR | Hattiesburg, Miss. | (Jones County JC) |
| | 36 | Davan Dyer | 6-4 | 235 | Jr. | TR | Gilston, Australia | (Griffith University) |
| DS | 59 | Cameron Linck | 6-2 | 206 | Grad. | HS | Kingwood, Texas | (Hill College) |
| | 63 | Reeves Blankenship | 6-4 | 235 | Fr. | HS | Springfield, La. | (Springfield HS) |
| H | 18 | Will Parker | 6-3 | 210 | R-Jr. | SQ | Denison, Texas | (Denison HS) |
| | 83 | Jake Norris | 5-9 | 162 | R-Fr. | RS | West Monroe, La. | (West Monroe HS) |
| PR | 9 | Teddy Veal | 6-0 | 189 | R-Jr. | TR | Bridge City, La. | (Tulane) |
| | 6 | Boston Scott | 5-6 | 203 | R-Sr. | 2L | Baton Rouge, La. | (Zachary HS) |
| KR | 23 | Jaqwis Dancy | 5-11 | 194 | R-So. | 1L | Junction City, Ark. | (Junction City HS) |
| | 6 | Boston Scott | 5-6 | 203 | R-Sr. | 2L | Baton Rouge, La. | (Zachary HS) |

TEAM NOTES

THREE STRAIGHT IS GREAT



When Louisiana Tech defeated No. 25 Navy, 48-45, in the 2016 Lockheed Martin Armed Forces Bowl, the Bulldogs put themselves in rare company nationally. The victory over the Midshipmen on Dec. 23 was LA Tech's third straight bowl victory and the team's third consecutive nine-win season, a pair of feats that are uncommon in the college football world.

- Louisiana Tech is one of only four teams in the country (along with Clemson, Wisconsin and Utah) that has won 9-plus and a bowl game in each of the last three seasons.
- The Bulldogs are one of only four teams in Conference USA history (along with WKU, Marshall and Southern Miss) to win three straight bowl games.
- LA Tech is one of only two teams in C-USA history (Marshall, 2013-15) to have three straight seasons of 9-plus wins and three straight bowl victories.

QUARTERBACK U



Tim Rattay 4,943 Yards - 1998 **Ryan Higgins** 4,617 Yards - 2016 **Colby Cameron** 4,147 Yards - 2012 **Jeff Driskel** 4,033 Yards - 2015

In what will mark a stark difference from years past, Louisiana Tech will enter 2017 with only one start at the collegiate level from the quarterback group (J'Mar Smith), but there are big shoes to fill in 2017. LA Tech is one of only six schools in the country (along with WKU, Cal, Baylor, Texas Tech and Hawai'i) to have back-to-back 4,000-yard passing quarterbacks (Jeff Driskel - 4,033 in 2015; Ryan Higgins - 4,617 in 2016). What is even more impressive is the fact that the Bulldogs have the second-most 4,000-yard passing quarterbacks in college football history (4 - Tim Rattay, Ryan Higgins, Colby Cameron, Jeff Driskel) behind only Texas Tech, which has had seven in its history.

DRAFT CENTRAL



In 2017, Louisiana Tech once again was well-represented in the NFL Draft as three different Bulldogs heard their names called. That marked the second straight year LA Tech has had a trio of players drafted, including a first round pick in 2016 when Vernon Butler was selected by the Panthers. Since 2013, LA Tech is tied for first in the nation among non-Power 5 schools in number of players drafted. LA Tech also leads C-USA in players drafted since 2013, while WKU ranks second in the league in that category.

| C-USA in the NFL Draft (since 2013) | | Non-Power 5 in the NFL Draft (since 2013) | |
|-------------------------------------|-----------------|-------------------------------------------|-----------------|
| Team | Players Drafted | Team | Players Drafted |
| LA TECH | 10 | LA TECH | 10 |
| WKU | 8 | Boise State | 10 |
| Southern Miss | 5 | Connecticut | 10 |
| Rice | 4 | San Diego State | 9 |
| Marshall | 3 | South Florida | 9 |
| FIU | 3 | WKU | 8 |
| UAB | 2 | Central Florida | 7 |
| Middle Tennessee | 2 | Houston | 7 |
| UTSA | 1 | Utah State | 7 |
| Florida Atlantic | 1 | Colorado State | 6 |
| UTEP | 1 | Fresno State | 6 |
| Charlotte | 1 | San Jose State | 6 |
| North Texas | 0 | Memphis | 5 |
| Old Dominion | 0 | Southern Miss | 5 |

LA TECH OFFENSE AMONG THE BEST IN FBS


Since Skip Holtz took over as head coach in 2013, LA Tech has been known to put up more than its fair share of points with its high-scoring offense. It is no secret the Bulldogs have been putting up big numbers offensively, and it continues to reflect in the win column with LA Tech putting together three consecutive nine-win seasons. From 2014 to 2016, the 'Dogs have recorded 19,093 offensive yards (11th in FBS), an average of 465.7 yards per game (17th in FBS) and 190 offensive touchdowns, which is the fifth-most in the nation over that span.

MOST OFFENSIVE TOUCHDOWNS (2014-16)

| | |
|-----------------------|------------|
| WKU | 227 |
| Baylor | 224 |
| Oregon | 210 |
| Oklahoma | 200 |
| Ohio State | 200 |
| LOUISIANA TECH | 190 |
| Texas Tech | 190 |
| Clemson | 187 |
| Navy | 186 |
| Boise State | 183 |
| TCU | 182 |
| Western Michigan | 182 |
| Alabama | 181 |

TEAM NOTES

JAQWIS DANCY, NOW CANCER-FREE, SCORES IN HIS RETURN



LA Tech RB Jaqwis Dancy, who was diagnosed with Stage 3 Hodgkin's Lymphoma in October 2016, was greeted by head coach Skip Holtz after scoring the go-ahead touchdown in LA Tech's win over Northwestern State.

Four months after being diagnosed with stage 3 Hodgkin lymphoma and enduring chemotherapy treatments, Louisiana Tech sophomore running back Jaqwis Dancy learned he was cancer-free on Feb. 9, 2017 and officially began his comeback.

In the 2017 season-opener last week versus Northwestern State, Dancy's return was complete after the redshirt sophomore forced his way into the end zone at the end of the third quarter for a 4-yard rushing touchdown to give LA Tech a 31-24 lead over the Demons. It was the first touchdown of his college career.

After being diagnosed with the treatable form of cancer in early October of 2016, Dancy immediately went to work with chemotherapy sessions every few weeks at St. Jude's Research Hospital in Memphis, Tennessee, before receiving a phone call one evening in early February with the news that he is officially cancer-free. In the weeks that followed, Dancy underwent a couple rounds of radiation to ensure there were no cancerous cells detected and now he is back in the red and blue ready for the start of the 2017 season.

"It felt amazing when I heard the news that I am cancer-free," Dancy said. "It was something I have been waiting to hear since I was diagnosed and I couldn't wait to share my happiness with all my teammates. I especially want to thank the LA Tech family and everyone who supported me in this fight. The support I have received since the beginning has been amazing. My biggest goal right now is to get back on the field with my teammates."

While Dancy was fighting the illness in Memphis, the Louisiana Tech Football team kept him in their thoughts as the Bulldogs wore special decals on their helmets supporting Dancy for the remainder of the 2016 season.

A native of Junction City, Arkansas, Dancy saw action in all 13 games as a freshman in 2015, while totaling 17 kickoff returns for 296 yards. He was used primarily on special teams throughout the 2015 season, but was sidelined the first half of the 2016 season due to an ongoing ankle injury. Hodgkin lymphoma is a form of cancer of the lymphatic system, which is part of the immune system, according to the American Cancer Society.

Midway through spring practices, Dancy suited up and was able to make his grand return to the gridiron during the 2017 LA Tech Spring Game. He continued to regain weight and his strength during summer workouts and was fully ready to return for the start of fall camp.

THE LAST TIME...2015



Mississippi State 45, LA Tech 20
Oct. 17 | Davis Wade Stadium

STARKVILLE, Miss. - Louisiana Tech jumped out to a 14-0 lead but miscues and big plays for Mississippi State turned the tide as LA Tech fell, 45-20, in front of 61,651 at Davis Wade Stadium in Starkville Saturday.

Mississippi State (5-2) was buoyed by a blocked punt recovered on the LA Tech two yard line and five plays of 20 yards or more -- including a 73-yard interception return for a touchdown -- along with scoring 21 unanswered points overlapping halftime to pull away from Louisiana Tech (4-3).

Trent Taylor led Louisiana's Bulldogs with 130 yards receiving and a touchdown on 10 catches for his sixth career game of 100-plus receiving yards, the fourth of the season for the junior from Shreveport, Louisiana.

Jeff Driskel was 25-for-41 for 303 yards and two touchdowns in the game but gave up an interception that was returned for a touchdown.

Meanwhile Mississippi State's Dak Prescott threw for 347 yards in a 30-for-43 performance with three touchdowns and extended his unblemished streak of no interceptions on the season.

For the Magnolia State's Bulldogs, Donald Gray blocked the punt of Gerald Shouse to set up a two-yard score late in the first half while Brandon Bryant's 73-yard interception return for a touchdown sealed the outcome.

Boston Scott led LA Tech with a career-best 55 rushing yards on 10 carries while Jarred Craft recorded 96 all-purpose yards (40 rushing, 56 receiving). Xavier Woods and Nick Thomason each registered 10 total tackles and a pass break-up for Tech with Woods credited for 1.5 tackles for a loss of three yards and Thomason with one tackle for a loss of three yards.

A week after being named Louisiana's Defensive Player of the Week Jaylon Ferguson -- in his second career start -- led Tech with 2.5 tackles for a loss of eight yards including a solo sack for a loss of four yards along with three quarterback hurries.

LA Tech jumped out to a 14-0 lead early on Mississippi State as Driskel orchestrated a pair of long drives -- both over 70 yard.

QUINTON PATTON JORDAN MILLS JUSTIN BELLIS
IK ENEMKPALI VERNON BUTLER JEFF DRISKEL
KENNETH DIXON TRENT TAYLOR XAVIER WOODS
CARLOS HENDERSON

[SINCE 2013]
MOST DRAFT PICKS IN CONFERENCE USA

SAME OR MORE DRAFT PICKS THAN 25 POWER 5 SCHOOLS
(INCLUDING TEXAS, KANSAS STATE, COLORADO, TEXAS TECH, OKLAHOMA STATE, ARIZONA, KENTUCKY, VANDERBILT)

TIED FOR MOST DRAFT PICKS BY A NON-POWER 5 SCHOOL
(ALONG WITH UCONN AND BOISE STATE)

LA TECH DRAFT

TEAM NOTES

HOME FIELD ADVANTAGE



Louisiana Tech enters week two of the 2017 season having won six straight home games dating back to last season, a winning streak that is currently tied for 10th in the nation among FBS teams. But Skip Holtz and company have a longer history of being dominant at Joe Aillet Stadium. *The Bulldogs are one of only eight teams in the country who have won 15 of their last 16 home games* (along with Navy, Houston, Clemson, Air Force, Ohio State, Alabama and WKU).

Home Winning Streaks

| Team | Winning Streak |
|-----------------------|----------------|
| Houston | 15 |
| Alabama | 12 |
| Southern California | 10 |
| Michigan | 8 |
| Nebraska | 8 |
| Penn State | 8 |
| Boise State | 7 |
| Ohio State | 7 |
| Old Dominion | 7 |
| Louisiana Tech | 6 |
| Auburn | 6 |
| Colorado | 6 |
| Coastal Carolina | 6 |
| Oklahoma State | 6 |
| WKU | 6 |
| BYU | 6 |
| Temple | 6 |
| Tulsa | 6 |
| Western Michigan | 6 |



At halftime on Sept. 2, 2017, Louisiana Tech bestowed its top athletic honor on one of the greatest Bulldog football players in the program's tradition-rich history when it retired the No. 70 jersey worn by College and Pro Football Hall of Famer Fred Dean.



Louisiana Tech cornerback Amik Robertson became the first true freshman to start for the Bulldogs since Xavier Woods in 2013 when he got the nod last Saturday versus the Demons from Northwestern State.

Fight! Fight! Fight! For ole red and blue! Show your might and we'll root for you! Get on your toes when you meet your foes, and don't let them break through! TECH! TECH! TECH! Hit those lines like good ole canines! Break through for a touchdown or two! Hold up your chin and let's all go in to win for the red and blue! Fight! Fight! Fight! For ole red and blue! Show your might and we'll root for you! Get on your toes when you meet your foes, and don't let them break through! TECH! TECH! TECH! Hit those lines like good ole canines! Break through for a touchdown or two! Hold up your chin and let's all go in to win for the red and blue! Fight! Fight! Fight! For ole red and blue! Show your might and we'll root for you! Get on your toes when you meet your foes, and don't let them break through! TECH! TECH! TECH! Hit those lines like good ole canines!

RECORD WATCH

RECORD BREAKDOWN

| | 2017 | Streak | Under Holtz |
|------------|------|--------|-------------|
| Overall | 1-0 | W2 | 32-22 |
| Home | 1-0 | W6 | 17-5 |
| Road | 0-0 | L1 | 12-15 |
| Overtime | 0-0 | L4 | 0-2 |
| Neutral | 0-0 | W1 | 3-2 |
| C-USA | 0-0 | L1 | 22-10 |
| C-USA Home | 0-0 | W4 | 12-4 |
| C-USA Road | 0-0 | L1 | 10-6 |

HOW TECH FARES AGAINST ...the SEC

| OPPONENT | RECORD |
|-------------------|---------------|
| Charlotte | 0-0 |
| Alabama | 2-3 |
| Arkansas | 0-4 |
| Auburn | 0-12-1 |
| Florida | 0-2 |
| Georgia | 0-0 |
| Kentucky | 0-0 |
| LSU | 1-18 |
| Mississippi State | 3-9 |
| Missouri | 0-0 |
| Ole Miss | 2-8 |
| South Carolina | 0-4-1 |
| Tennessee | 0-2 |
| Texas A&M | 0-11 |
| Vanderbilt | 0-1 |
| TOTAL | 8-74-2 |

SERIES BUSINESS

| | |
|---------------------|------------------------|
| Series Record: | Miss. State leads, 9-3 |
| in Ruston: | LA Tech leads, 1-0 |
| in Starkville: | Miss. State leads, 9-2 |
| Neutral Site: | No Meetings |
| in Postseason Play: | No Meetings |
| Most Tech Pts: | 38 (Tech 38-23, 1996) |
| Most MSU Pts: | 48 (MSU 48-0, 1938) |
| Most Combined Pts: | 65 (MSU 45-20, 2015) |
| Biggest Tech Win: | 15 (Tech 38-23, 1996) |
| Biggest MSU Win: | 48 (MSU 48-0, 1938) |
| Current Streak: | Mississippi State, 2 |

ON THIS DATE

Louisiana Tech's all-time football results in games played on Sept. 9:

GAME-BY-GAME BREAKDOWN

| Year | Opponent | Location | W/L |
|------|------------------|--------------------|----------|
| 1972 | UL-Lafayette | Lafayette, La. | W, 7-0 |
| 1989 | Western Michigan | Kalamazoo, Mich. | L, 20-24 |
| 1995 | Houston | Houston, Texas | W, 19-7 |
| 2000 | Penn State | State College, Pa. | L, 7-67 |

CAREER & SINGLE-SEASON RECORDS

KICKING

Career Field Goal Attempts

| | | | |
|-----|----|------------------------|---------------------|
| 1. | 91 | Josh Scobee | 2000-03 |
| 2. | 88 | Matt Stover | 1986-89 |
| 3. | 81 | Chris Boniol | 1990-93 |
| 4. | 73 | Matt Nelson | 2009-12 |
| | 73 | Danny Horwedel | 2004-07 |
| 6. | 72 | Jonathan Barnes | 2014-Present |
| 7. | 69 | Jerry Pope | 1973-76 |
| 8. | 65 | George Benyola | 1984-85 |
| 9. | 64 | Marty Kent | 1994-97 |
| 10. | 54 | Roberto Dager | 1980-83 |

Single-Season Field Goals Made

| | | | |
|----|----|------------------------|-------------|
| 1. | 24 | George Benyola | 1985 |
| 2. | 22 | Jonathan Barnes | 2016 |
| | 22 | Jonathan Barnes | 2015 |
| 4. | 21 | Matt Stover | 1986 |
| | 21 | Josh Scobee | 2003 |
| 6. | 18 | Kyle Fischer | 2013 |
| | 18 | Josh Scobee | 2001 |
| | 18 | Danny Horwedel | 2005 |
| 9. | 17 | Marty Kent | 1994 |
| | 17 | Chris Boniol | 1990 |

Career Field Goals Made

| | | | |
|----|----|------------------------|---------------------|
| 1. | 65 | Josh Scobee | 2000-03 |
| 2. | 64 | Matt Stover | 1986-89 |
| 3. | 57 | Jonathan Barnes | 2014-Present |
| 4. | 53 | Matt Nelson | 2009-12 |
| 5. | 50 | Chris Boniol | 1990-93 |
| | 50 | Marty Kent | 1994-97 |
| 7. | 46 | Danny Horwedel | 2004-07 |
| 8. | 40 | George Benyola | 1984-85 |
| 9. | 31 | Jerry Pope | 1973-76 |
| | 31 | Robert Dager | 1980-83 |

Single-Season Extra Points Made

| | | | |
|----|----|------------------------|-------------|
| 1. | 77 | Jonathan Barnes | 2016 |
| 2. | 76 | Matt Nelson | 2012 |
| 3. | 60 | Jonathan Barnes | 2015 |
| 4. | 46 | Matt Nelson | 2011 |
| 5. | 44 | Josh Scobee | 2001 |
| 6. | 42 | Matt Nelson | 2009 |
| | 42 | Trent Wierick | 1998 |
| 8. | 40 | Marty Kent | 1997 |
| 9. | 39 | Jonathan Barnes | 2014 |
| | 39 | Josh Scobee | 2000 |
| | 39 | Kevin Pond | 1999 |

Career Extra Point Attempts

| | | | |
|-----|-----|------------------------|---------------------|
| 1. | 211 | Matt Nelson | 2009-12 |
| 2. | 187 | Jonathan Barnes | 2014-Present |
| 3. | 152 | Josh Scobee | 2000-03 |
| 4. | 144 | Jerry Pope | 1973-76 |
| 5. | 133 | Marty Kent | 1994-97 |
| 6. | 123 | Danny Horwedel | 2004-07 |
| 7. | 111 | Chris Boniol | 1990-93 |
| 8. | 80 | Keith Swilley | 1977-79 |
| 9. | 57 | Danny Norris | 1971-73 |
| 10. | 56 | Kevin Pond | 1998-99 |

Single-Season Extra Point Attempts

| | | | |
|-----|----|------------------------|-------------|
| 1. | 80 | Matt Nelson | 2012 |
| 2. | 78 | Jonathan Barnes | 2016 |
| 3. | 60 | Jonathan Barnes | 2015 |
| 4. | 48 | Matt Nelson | 2011 |
| 5. | 47 | Kevin Pond | 1999 |
| 6. | 46 | Trent Wierick | 1998 |
| 7. | 45 | Josh Scobee | 2001 |
| 8. | 43 | Matt Nelson | 2009 |
| 9. | 42 | Jonathan Barnes | 2014 |
| 10. | 41 | Josh Scobee | 2000 |
| | 41 | Marty Kent | 1997 |
| | 41 | Jerry Pope | 1976 |

Career Extra Points Made

| | | | |
|-----|-----|------------------------|---------------------|
| 1. | 201 | Matt Nelson | 2009-12 |
| 2. | 183 | Jonathan Barnes | 2014-Present |
| 3. | 144 | Josh Scobee | 2000-03 |
| 4. | 129 | Marty Kent | 1994-97 |
| 5. | 128 | Jerry Pope | 1973-76 |
| 6. | 116 | Danny Horwedel | 2004-07 |
| 7. | 105 | Chris Boniol | 1990-93 |
| 8. | 75 | Keith Swilley | 1977-79 |
| 9. | 51 | Danny Norris | 1971-73 |
| 10. | 48 | Kyle Fischer | 2013-Present |

Single-Season Scoring (Kickers)

| Player | X-pts | FG | Pts | |
|--------|-------------------------------|-----------|-----------|------------|
| 1. | Jonathan Barnes (2016) | 77 | 22 | 143 |
| 2. | Jonathan Barnes (2015) | 60 | 22 | 126 |
| 3. | Matt Nelson (2012) | 76 | 12 | 112 |
| 4. | Josh Scobee (2001) | 44 | 18 | 98 |
| 5. | George Benyola (1985) | 23 | 24 | 95 |
| 6. | Josh Scobee (2003) | 31 | 21 | 94 |
| 7. | Matt Nelson (2011) | 46 | 15 | 91 |
| 8. | Chris Boniol (1990) | 38 | 17 | 89 |
| 9. | Danny Horwedel (2005) | 34 | 18 | 88 |
| 10. | Matt Stover (1986) | 19 | 21 | 82 |

Career Scoring (Kickers)

| Player | X-pts | FG | Pts | |
|--------|------------------------|----------------|-----------|------------|
| 1. | Matt Nelson | 201-211 | 53 | 360 |
| 2. | Jonathan Barnes | 183-187 | 57 | 354 |
| 3. | Josh Scobee | 144-152 | 65 | 339 |
| 4. | Marty Kent | 129-133 | 50 | 279 |
| 5. | Matt Stover | 70-72 | 64 | 262 |
| 6. | Chris Boniol | 107-112 | 50 | 257 |
| 7. | Danny Horwedel | 116-123 | 46 | 254 |
| 8. | Jerry Pope | 128-144 | 31 | 221 |
| 9. | George Benyola | 40-44 | 40 | 160 |
| 10. | Kyle Fischer | 47-48 | 23 | 116 |

Fight! Fight! Fight! For ole red and blue! Show your might and we'll root for you! Get on your toes when you meet your foes, and don't let them break through! TECH! TECH! TECH! Hit those lines like good ole canines! Break through for a touchdown or two! Hold up your chin and let's all go in to win for the red and blue! Fight! Fight! Fight! For ole red and blue! Show your might and we'll root for you! Get on your toes when you meet your foes, and don't let them break through! TECH! TECH! TECH! Hit those lines like good ole canines! Break through for a touchdown or two! Hold up your chin and let's all go in to win for the red and blue! Fight! Fight! Fight! For ole red and blue! Show your might and we'll root for you! Get on your toes when you meet your foes, and don't let them break through! TECH! TECH! TECH! Hit those lines like good ole canines!

RECORD WATCH

CAREER & SINGLE-SEASON RECORDS

DEFENSIVE RECORDS


Career Sacks

| | | | |
|-----|-------------|------------------------|---------------------|
| 1. | 38 | Walter Johnson | 1983-86 |
| 2. | 22 | Matt Broha | 2008-11 |
| 3. | 20.5 | Jaylon Ferguson | 2015-Present |
| 4. | 17.5 | IK Enemkpali | 2010-13 |
| 5. | 16 | Johnny Robinson | 1977-80 |
| 6. | 14.5 | Christian Lacey | 2008-11 |
| 7. | 14 | Mike Wood | 1986-89 |
| 8. | 13.5 | Vontarrius Dora | 2012-15 |
| | 13.5 | Courtney Wallace | 1985-88 |
| 10. | 13 | Lorenza Baker | 1988-91 |

Single-Season Sacks

| | | | |
|----|-------------|------------------------|-------------|
| 1. | 14.5 | Jaylon Ferguson | 2016 |
| 2. | 14.0 | Walter Johnson | 1986 |
| 3. | 13.0 | Johnny Robinson | 1979 |
| 4. | 10.5 | Walter Johnson | 1984 |
| 5. | 10.0 | Mike Sorenson | 1982 |
| | 10.0 | Houston Bates | 2014 |
| 7. | 9.0 | Matt Broha | 2010 |
| 8. | 8.5 | Christian Lacey | 2011 |
| 9. | 7.5 | Matt Broha | 2011 |
| | 7.5 | Tank Landry | 1983 |
| | 7.5 | Walter Johnson | 1983 |
| | 7.5 | Eldonta Osborne | 1988 |
| | 7.5 | Jemelle Cage | 2004 |

MOVIN' ON UP



Kicker Jonathan Barnes is currently ranked in the Top 10 in Louisiana Tech Football history in nine different categories, including ranking first in single-season scoring and extra points made.



Defensive end Jaylon Ferguson set a new school record in 2016 when he totaled 14.5 sacks on the season, a mark that also moved him up to third place all-time in career sacks with 20.5.

Fight! Fight! Fight! For ole red and blue! Show your might and we'll root for you! Get on your toes when you meet your foes, and don't let them break through! TECH! TECH! TECH! Hit those lines like good ole canines! Break through for a touchdown or two! Hold up your chin and let's all go in to win for the red and blue! Fight! Fight! Fight! For ole red and blue! Show your might and we'll root for you! Get on your toes when you meet your foes, and don't let them break through! TECH! TECH! TECH! Hit those lines like good ole canines! Break through for a touchdown or two! Hold up your chin and let's all go in to win for the red and blue!

BULLDOG BITS

THE CAPTAINS

JONATHAN BARNES, K
DELDRICK CANTY, DE
JARRED CRAFT, RB
SECDRICK COOPER, S
TEDDY VEAL, WR

PRESEASON HONORS

JONATHAN BARNES, K

Lou Groza Award Watch List
 Athlon Preseason All-Conference USA (1st Team)

JORDAN BRADFORD, DT

Athlon Preseason All-Conference USA (3rd Team)

DELDRICK CANTY, DE

Athlon Preseason All-Conference USA (4th Team)

SECDRICK COOPER, S

Athlon Preseason All-Conference USA (4th Team)

JARRED CRAFT, RB

Senior Bowl Watch List
 Athlon Preseason All-Conference USA (2nd Team)

O'SHEA DUGAS, OL

Outland Trophy Watch List
 Preseason All-Conference USA Team
 Athlon Preseason All-Conference USA (1st Team)

JAYLON FERGUSON, DE

Bronko Nagurski Trophy Watch List
 Chuck Bednarik Award Watch List
 Ted Hendricks Award Watch List
 Preseason All-Conference USA Team
 Athlon Preseason All-Conference USA (1st Team)

KAM MCKNIGHT, WR

Athlon Preseason All-Conference USA (3rd Team)

ETHAN REED, OL

Athlon Preseason All-Conference USA (3rd Team)

BOSTON SCOTT, RB/KR

Wuerffel Trophy Watch List
 Athlon Preseason All-Conference USA (4th Team - KR)

J'MAR SMITH, QB

Athlon Preseason All-Conference USA (3rd Team)

TEDDY VEAL, WR

Athlon Preseason All-Conference USA (3rd Team)

TECH PROJECTED TO WIN THE WEST, 2 DOGS EARN PRESEASON HONORS

Louisiana Tech has been picked to repeat as the Conference USA West Division champion while WKU was voted as the favorite to win the East Division in a pre-season vote conducted by a panel of media members that cover C-USA schools.

The league's media members selected both Louisiana Tech and WKU to repeat as division champions after the two teams faced off in a record-breaking C-USA Championship Game last December in Bowling Green, Kentucky.

Louisiana Tech has won two of the last three West Division titles and returns a number of key performers to help Skip Holtz's club make another run at a C-USA Championship Game appearance.

Louisiana Tech had two representatives named to the 2017 Conference USA Football Coaches Preseason Awards as O'Shea Dugas and Jaylon Ferguson both made the list, which is voted on each year by the league's head coaches.

2017 C-USA MEDIA MEMBERS PREDICTED

ORDER OF FINISH

C-USA

| EAST DIVISION | WEST DIVISION |
|---------------------|-------------------|
| 1. WKU | 1. LOUISIANA TECH |
| 2. MIDDLE TENNESSEE | 2. UTSA |
| 3. OLD DOMINION | 3. SOUTHERN MISS |
| 4. MARSHALL | 4. NORTH TEXAS |
| 5. FLORIDA ATLANTIC | 5. RICE |
| 6. FIU | 6. UTEP |
| 7. CHARLOTTE | 7. UAB |

2017 PRESEASON ALL-CONFERENCE USA



Offense

O'Shea Dugas

Defense

Jaylon Ferguson (DE)

PRESS BOX & SUITES ADD NEW DIMENSION TO JOE AILLET STADIUM



Construction on Louisiana Tech's brand new \$18+ million press box and club level has reached completion just in time for the start of the 2017 Bulldog football season after work began on the project last August. The three-level facility will serve as the host for a program-record seven home games next fall.

The new facility will be approximately 30,000-square feet, more than four times the square footage of the former press box and sky boxes. The top level of the new building will include a media work area two times the square footage of the existing press box, while it will also house visiting AD suites, coaching booths, national TV game day operations and home and visiting radio booths.

The first floor of the facility will house 13 luxury suites plus the Presidential Suite. Each one of the luxury suites will hold 20 supporters and will include 12 outdoor seats, indoor lounge furniture, a kitchenette area and a big screen TV. Patrons will gain access to these luxury suites through a club area which will be used for catering food and beverage.

163

... is the number of games Louisiana Tech has won at Joe Aillet Stadium since the venue opened in 1968. In its 54 home games against FBS opponents since 2005, LA Tech has performed 3.6 points per game better than expected -- making the Bulldogs the biggest overachievers at home in the nation.

THE LAST TIME...

LOUISIANA TECH INDIVIDUAL

Rushed for 100 yards
120, Jarred Craft at North Texas, 11/5/2016

Rushed for 200 yards
207, Kenneth Dixon vs. Southern Miss, 11/9/2013

Passed for 300 yards
409, Ryan Higgins vs. Navy, 12/23/2016

Passed for 400 yards
409, Ryan Higgins vs. Navy, 12/23/2016

Passed for 500 yards
502, Ryan Higgins at WKU, 12/3/2016

Had 100 yards receiving
233, Trent Taylor vs. Navy, 12/23/2016
129, Carlos Henderson vs. Navy, 12/23/2016

Had 200 yards receiving
233, Trent Taylor vs. Navy, 12/23/2016

Returned a punt for a touchdown
Teddy Veal vs. Northwestern State (66 yards), 9/2/2017

Returned a kickoff for a touchdown
Carlos Henderson vs. UTSA (90 yards), 11/12/2016
Jarred Craft vs. UTSA (45 yards), 11/12/2016

Returned a blocked punt for a touchdown
Alex Anderson vs. New Mexico State, 11/22/2008

Returned a blocked FG for a touchdown
Le'Vander Liggins vs. UTEP (54 yds), 10/4/2014

Returned an interception for a touchdown
L'Jarius Sneed (48 yards) vs. WKU, 12/3/2016

Returned an opponent's fumble for a touchdown
DeJuwon Oliver (26 yards) vs. Northwestern State, 9/2/2017

Intercepted multiple passes
2, Dae'Von Washington vs. Northwestern State, 9/2/2017

Rushed for three touchdowns
3, Boston Scott vs. Rice, 10/29/2016

Threw three touchdown passes
4, Ryan Higgins vs. Navy, 12/23/2016

Caught three touchdown passes
5, Carlos Henderson at North Texas, 11/5/2016

Kicked three field goals
3, Jonathan Barnes at WKU, 12/3/2016

Kicked four field goals
4, Jonathan Barnes vs. Arkansas State, 12/19/2016

Had a 70-yard run from scrimmage
70, Boston Scott vs. Rice, 10/29/2016

Had a 70-yard pass from scrimmage
74, Ryan Higgins to Carlos Henderson vs. WKU, 12/3/2016

Had 20 tackles
23, John Noel vs. Central Michigan, 9/14/1996

Had a 50-yard field goal
54, Jonathan Barnes vs. WKU, 10/6/2016

Had a 70-yard punt
85, Ryan Allen at New Mexico State, 10/27/2012

LOUISIANA TECH TEAM

300 yards rushing
301, vs. Rice, 10/29/2016

400 yards passing
409, vs. Navy, 12/23/2016

500 yards passing
502, at WKU, 12/3/2016

600 yards passing
602, vs. Boise State, 10/3/1998

500 yards total offense
507, at WKU, 12/3/2016

50 points
52, vs. Northwestern State, 9/2/2017

Scored a safety
vs. South Carolina State, 9/10/2016

Posted a shutout
44-0, vs. New Mexico State, 11/26/2011

Held an opponent under 250 total yards
224, vs. UTEP, 10/4/2014

Blocked a punt
vs. North Texas, 11/7/2015

Blocked an extra point attempt
at Southern Miss, 11/25/2016

Blocked a field goal attempt
Southern, 9/5/2015 (Bryson Abraham)

Recorded 30 first downs
31, vs. Navy, 12/23/2016

Multiple defensive touchdowns
2 (INT return, fumble return), at Ole Miss, 11/12/2011

OPPONENT INDIVIDUAL

Rushed for 100 yards
119, Zach Abey, Navy, 12/23/2016

Rushed for 200 yards
209, Anthony Wales, WKU, 12/3/2016

Passed for at least 300 yards
421, Mike White, WKU, 12/3/2016

Passed for at least 400 yards
421, Mike White, WKU, 12/3/2016

Passed for over 500 yards
580, David Piland, Houston, 9/8/2012

Had 100 yards receiving
194, Taywan Taylor, WKU, 12/3/2016
150, Nicholas Norris, WKU, 12/3/2016

Had 200 yards receiving
216, Royce Pollard, Hawai'i, 10/1/2011

Returned a punt for a touchdown
Quan Bray, #5/5 Auburn, 9/27/2014 (76 yards)

Returned a kickoff for a touchdown
Blaise Taylor, Arkansas State, 12/19/2015 (98 yards)

Returned an interception for a touchdown
Devonta Foster, Southern Miss, 11/28/2015 (26 yards)

Returned a fumble for a touchdown
Jake Ganus, UAB, 11/8/2014 (56 yards)

Returned a blocked FG for a touchdown
Michael Egwuagu, UTSA, 11/12/2016 (82 yards total)

Rushed for three touchdowns
4, Anthony Wales, WKU, 12/3/2016

Threw three touchdown passes
3, Mike White, WKU, 12/3/2016

Caught three touchdown passes
3, Nicholas Norris, WKU, 10/6/2016

Recorded three interceptions
3, Bene Benwikere, San Jose State, 11/24/2012

Kicked three field goals
3, Skyler Simcox, WKU, 12/3/2016

Kicked at least four field goals
4, Jack Cantele, Kansas State, 9/19/2015

Had a 70-yard run from scrimmage
72, Johnny Manziel, #22 Texas A&M, 10/13/2012

Had a 70-yard pass from scrimmage
86, Chuckie Keeton to Kerwyn Williams, Utah State, 11/17/2012

Had a 50-yard field goal
51 yards, Trevor Moore, North Texas, 11/5/2016

OPPONENT TEAM

300 yards rushing
300, Navy, 12/23/2016

400 yards rushing
415, Rice, 11/16/2013

400 yards passing
421, WKU, 12/3/2016

500 yards passing
580, Houston, 9/8/2012

500 yards total offense
656, WKU, 12/3/2016

50 points
58, WKU, 12/3/2016

Negative yards rushing
-31, at Southern Miss, 10/25/2014

Scored a safety
Rice, 10/29/2016

Posted a shutout
29-0 by Kansas, 9/6/08

Held Tech under 250 total yards
245, #4/3 Oklahoma, 8/30/2014

Blocked a punt
WKU, 10/6/2016

Blocked an extra point attempt
Rice, 10/29/2016

Blocked a field goal attempt
UTSA, 11/12/2016

Recorded 30 first downs
31, WKU, 12/3/2016


Recorded 40 first downs
40, Houston, 9/8/2012

SITUATIONALLY

| | 2017 | Under Holtz |
|-----------------------------------------|------|-------------|
| Playing at home | 1-0 | 17-5 |
| Playing at home (Ruston) | 1-0 | 17-5 |
| Playing at home (Shreveport) | 0-0 | 0-0 |
| Playing on the road | 0-0 | 12-15 |
| Playing on a neutral field | 0-0 | 3-2 |
| Playing at night | 1-0 | 18-8 |
| Playing during the day | 4-3 | 14-14 |
| Tech scores on first possession | 0-0 | 20-9 |
| Opponent scores on first possession | 1-0 | 9-10 |
| Tech scores first | 0-0 | 24-9 |
| Opponent scores first | 1-0 | 8-13 |
| Tech leads after 1st quarter | 1-0 | 27-6 |
| Opponent leads after 1st quarter | 0-0 | 2-14 |
| Tied after 1st quarter | 0-0 | 3-2 |
| Tech leads at halftime | 1-0 | 28-7 |
| Opponent leads at halftime | 0-0 | 2-14 |
| Tied at halftime | 0-0 | 2-1 |
| Tech leads after 3rd quarter | 1-0 | 31-6 |
| Opponent leads after 3rd quarter | 0-0 | 0-15 |
| Tied after 3rd quarter | 0-0 | 1-1 |
| Games goes to overtime | 0-0 | 0-2 |
| Tech has more total yards | 1-0 | 27-5 |
| Opponent has more total yards | 0-0 | 4-16 |
| Tech has more rushing yards | 1-0 | 25-7 |
| Opponent has more rushing yards | 0-0 | 7-15 |
| Teams have even rushing yards | 0-0 | 0-0 |
| Tech has more passing yards | 1-0 | 23-11 |
| Opponent has more passing yards | 0-0 | 9-11 |
| Tech has more turnovers | 0-0 | 3-14 |
| Opponent has more turnovers | 0-0 | 18-5 |
| Teams have equal turnovers | 1-0 | 10-3 |
| Tech has more penalties | 0-0 | 7-10 |
| Opponent has more penalties | 1-0 | 20-9 |
| Teams have equal penalties | 1-0 | 5-3 |
| Tech has more time of possession | 0-0 | 14-7 |
| Opponent has more time of possession | 1-0 | 18-15 |
| Tech has 100-yard rusher | 0-0 | 14-9 |
| Opponent has 100-yard rusher | 0-0 | 4-11 |
| Tech scores at least 20 points | 1-0 | 31-13 |
| Opponent scores at least 20 points | 1-0 | 17-19 |
| Tech throws for 300 yards | 0-0 | 13-9 |
| Opponent throws for 300 yards | 0-0 | 6-9 |
| Playing on natural grass | 0-0 | 3-5 |
| Playing on artificial surface | 1-0 | 29-17 |
| Tech defense scores | 0-0 | 9-3 |
| Opponent defense scores | 0-0 | 2-3 |
| Tech returns KO/Punt for TD | 1-0 | 5-0 |
| Opponent returns KO/Punt for TD | 0-0 | 3-2 |
| Blue on Blue (Last: vs. NT, 11/7/15) | 0-0 | 6-2 |
| Blue on White (Last: vs. NSU, 9/2/17) | 1-0 | 8-2 |
| Red on White (Last: vs. Navy, 12/23/16) | 0-0 | 5-2 |
| Red on Blue (Last: N/A) | 0-0 | 0-0 |
| Red on Red (Last: vs. UTEP, 10/1/16) | 0-0 | 1-1 |
| White on Blue (Last: at WKU, 12/3/16) | 0-0 | 3-5 |
| White on White (Last: at USM, 11/25/16) | 0-0 | 7-9 |
| White on Red (Last: at NT, 11/5/16) | 0-0 | 1-1 |
| Red Helmet | 0-0 | 13-12 |
| White Helmet | 1-0 | 18-10 |

O Tech, thy halls so beautiful, Thy pleasant walks, thy noble trees, That charmed me in my college days, Are ever dear to me. Louisiana Tech I love thee, My Alma Mater, my Alma Mater; I will ever loyal be To thee, my Alma Mater. O Tech, thy halls so beautiful, Thy pleasant walks, thy noble trees, That charmed me in my college days, Are ever dear to me. Louisiana Tech I love thee, My Alma Mater, my Alma Mater; I will ever loyal be To thee, my Alma Mater. O Tech, thy halls so beautiful, Thy pleasant walks, thy noble trees, That charmed me in my college days, Are ever dear to me. Louisiana Tech I love thee, My Alma Mater.

WE ARE LA TECH



LOUISIANA TECH...

- Ranked as a Tier One National University according to U.S. News & World Report's 2017 Best Colleges Report
- Ranked No. 1 in the state of Louisiana and No. 6 in the nation by Business Insider's list of "25 Most Underrated Colleges in America"
- Ranked No. 1 in the state (for in-state students) and No. 36 in the nation (for out-of-state students) in annual percentage return on investment for graduates (Payscale.com)
- Ranked No. 1 in the state and No. 21 in the nation for providing its graduates with the best returns on their investments in their college educations (AdvisorOne)
- Ranked No. 1 in the state and No. 17 in the nation among "Low Cost Colleges with High Starting Salaries for Graduates" (Affordable Colleges Online)
- Ranked No. 1 in the state in average mid-career salaries for graduates (PayScale.com)
- One of the nation's 25 Most Affordable Colleges for both in-state and out-of-state students (Newsweek)
- Ranked No. 1 in nation in 2016 in least average amount of student debt at graduation for public national universities (US News & World Report)
- boasts the University of Louisiana System's highest graduation rate
- boasts the state's fastest time to completion for first time baccalaureates
- boasts the University of Louisiana System's highest average freshman ACT scores

SUCCESS BREEDS SUCCESS AT LOUISIANA TECH

- One of just four Division I Football Bowl Subdivision programs to win 9 or more games and a bowl game in each of the last three seasons: LA Tech, Wisconsin, Clemson and Utah.
- One of only seven FBS schools in the country to have 9+ football wins, 20+ MBB wins, 35+ baseball wins and 35+ softball wins this past athletic season. We were one of only two non-Power 5 teams to do it (BYU).
- Became only the second C-USA program to finish top 5 in football, women's basketball, men's basketball, baseball, softball and soccer in the same season in league's history (East Carolina, 2012-13).
- Set an LTAC revenue record of \$1.26 M raised (as of end of May). Hoping to reach \$1.5 M by end of fiscal year.
- LA Tech earned four C-USA superlative awards, including Most Valuable Player (Ryan Higgins), Offensive Player of the Year (Carlos Henderson), Special Teams Player of the Year (Carlos Henderson) and Coach of the Year (Skip Holtz). The Bulldogs won the West Division and defeated Navy in the Lockheed Armed Forces Bowl.
- Bulldog guard Daquan Bracey became the fourth Bulldog in program history to be named Conference Freshman of the Year. He set the program and conference record for single season assists by a freshman with 193.
- Softball captured the Conference USA Tournament title – the program's first – and competed in the Tuscaloosa Regional of the NCAA Tournament. Tech won 38 games, the most since 1995.
- Women's Basketball earned a berth in the Women's National Invitational Tournament, the program's first postseason berth since 2011 (NCAA). The Lady Techsters finished 4th in C-USA after being picked 12th in preseason coaches' poll.
- Bulldog senior Nate Harris was named the C-USA Pitcher of the Year and a semifinalist for the Golden Spikes Award while Brent Diaz was named one of three finalists for the Johnny Bench Award.
- Soccer senior Kathryn Sloan became the first Lady Techster in program history to earn first team All-Conference USA honors while also being named the Louisiana Sports Writers Association Player of the Year.
- Track and field qualified three entries to the NCAA East Preliminary Outdoor Track & Field Championships, as Chloe Lautric (high jump), Janiel McDonald (long jump) and Tamario Lattin (high jump) represented the program in Lexington, Kentucky.
- Cross country sophomore Manoah Kiptum earned second team All-Conference USA honors after placing 12th at the C-USA Cross Country Championships.
- Golf saw Matt Terry hired as its new head coach in July. Terry led Troy to three straight NCAA Regionals over the past three seasons.
- Tennis senior Jazmin Britos was named 2nd team All-Louisiana and 2nd team All-Conference USA after finishing her stellar career with 51 dual singles wins, the third most in program history.
- Volleyball recorded the most wins by the program since 2010 and won four straight C-USA games, the longest regular season league win streak for Tech since 2009.
- Bowling saw Matt Nantais hired as its new head coach last fall. Nantais created a bowling powerhouse at Valparaiso.

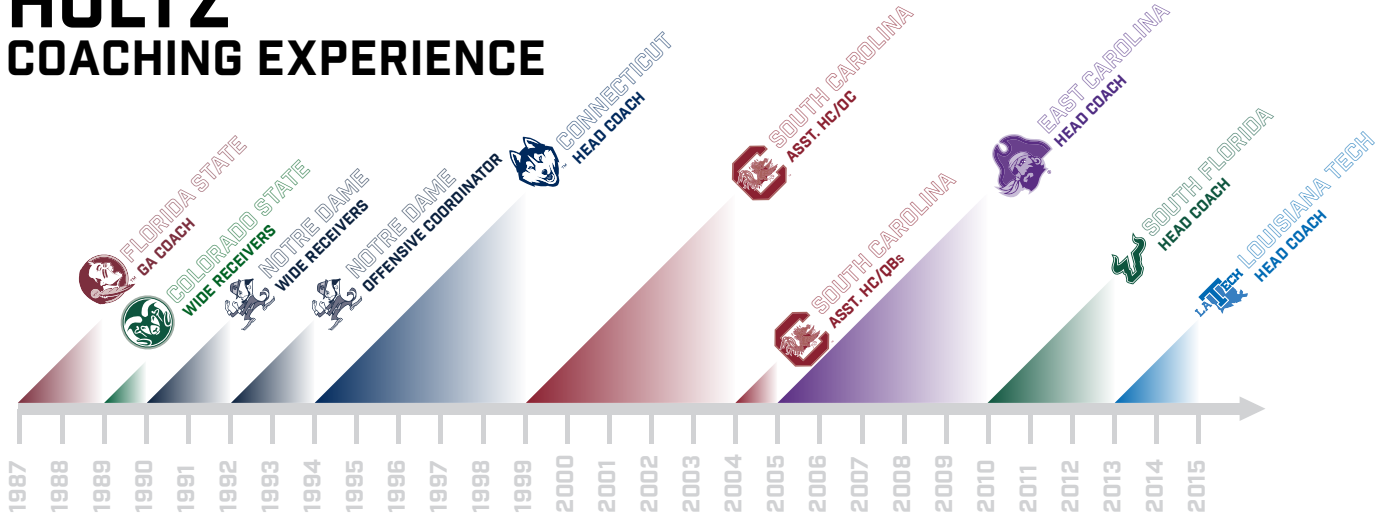


Skip Holtz enters his fifth year as the head coach at Louisiana Tech after former Louisiana Tech University President Dr. Dan Reneau introduced former University of South Florida coach Skip Holtz as the 33rd head football coach of the Bulldogs during a press conference on Friday, Dec. 14, 2012 in the Jarrell Room of the Charles Wyly Athletic Center.

In 2016, Holtz earned Conference USA Coach of the Year honors after he guided the Bulldogs to yet another highly successful campaign as Louisiana Tech finished the season with a 9-5 overall record, a Conference USA West Division title and a bowl victory. It marks the first time in school history the Bulldogs have posted three consecutive 9-win seasons and three straight bowl appearances and victories.

The Bulldog football program is currently just one of four Division I FBS programs to win nine or more games and a bowl game in each of the last three seasons, joining Wisconsin, Clemson and Utah.

HOLTZ COACHING EXPERIENCE



LA Tech's 48-45 victory over No. 25-ranked Navy in the 2016 Lockheed Martin Armed Forces Bowl came down to a last-second game-winning field goal and marked the Bulldogs' first win over a Top 25 team since the 2005 season.

The team ended up taking home three of the six individual player awards handed out by C-USA, including Most Valuable Player (Ryan Higgins), Offensive Player of the Year (Carlos Henderson), Special Teams Player of the Year (Carlos Henderson). Holtz led the 2015 team to several firsts in school history including the first time the Bulldogs have won back-to-back bowl games behind one of the most potent offenses in school history. Louisiana Tech recorded more than 400 offensive yards through its first 10 games of the season, the first time any Bulldog team has achieved such a feat. Tech went on to a 9-4 record after dismantling Arkansas State, 47-28, in the R+L Carriers New Orleans Bowl.

In just his second season at the helm of the Bulldogs, Holtz enjoyed a five-win improvement from his inaugural campaign as the 15-year coaching veteran led LA Tech to a 9-5 record and a Conference USA West Division title in the team's second year as a member of the league. Holtz and the Bulldogs capped off the 2014 season with a 35-18 win over Big Ten opponent Illinois in the Zaxby's Heart of Dallas Bowl at Cotton Bowl Stadium on Dec. 26, 2014.

In 2014, Holtz engineered an offense that was ranked fourth most improved with an average of 37.4 points per game, while Louisiana Tech was the national leader in points off of turnovers on the defensive side of the ball.

Holtz had spent the past three seasons as the head football coach at the University of South Florida. He has also served as the head coach at the University of Connecticut and East Carolina University where he won back-to-back Conference USA titles with the Pirates in 2008 and 2009. He also led his teams to five consecutive post-season bowl games between 2006 and 2010.

Holtz has participated in 16 postseason games in his coaching career, including eight as a head coach and eight as an assistant coach. Of the eight games as head coach, six occurred in the Football Bowl Subdivision (FBS) and two occurred in the Football Championship Subdivision (FCS). In all, he has been involved in eight New Year's Day bowl games during his coaching career.

He attended Holy Cross Junior College in South Bend, Ind., for two years before transferring to Notre Dame in 1984. Holtz earned his bachelor's degree in business management in 1986 and was a football letterwinner for the Irish that same year, appearing in all 11 games as a special teams member and backup flanker.

BOWL/POSTSEASON EXPERIENCE

| Year | Bowl/Postseason Round | Final Score |
|------|-----------------------------------|---------------------------------------------------------------|
| 1988 | Fiesta Bowl | Florida State 31, Nebraska 28 (No. 2 final national rank) |
| 1989 | Sugar Bowl | Florida State 13, Auburn 7 (No. 3 final national rank) |
| 1991 | Orange Bowl | Colorado 10, Notre Dame 9 (No. 6 final national rank) |
| 1992 | Sugar Bowl | Notre Dame 39, Florida 28 (No. 13 final national rank) |
| 1993 | Cotton Bowl | Notre Dame 28, Texas A&M 3 (No. 4 final national rank) |
| 1994 | Cotton Bowl | Notre Dame 24, Texas A&M 21 (No. 2 final national rank) |
| 1998 | NCAA Division I-AA Playoffs | UConn 42, Hampton 34 Georgia Southern 52, UConn 30 |
| 2001 | Outback Bowl | South Carolina 24, Ohio State 7 (No. 19 final national rank) |
| 2002 | Outback Bowl | South Carolina 31, Ohio State 28 (No. 13 final national rank) |
| 2006 | PapaJohns.com Bowl | South Florida 24, East Carolina 7 |
| 2007 | Sheraton Hawai'i Bowl | East Carolina 41, Boise State 38 |
| 2008 | AutoZone Liberty Bowl | Kentucky 25, East Carolina 19 |
| 2009 | AutoZone Liberty Bowl | Arkansas 20, East Carolina 17 [OT] |
| 2010 | Meineke Car Care Bowl | South Florida 31, Clemson 26 |
| 2014 | Zaxby's Heart of Dallas Bowl | LA Tech 35, Illinois 18 |
| 2015 | R+L Carriers New Orleans Bowl | LA Tech 47, Arkansas State 28 |
| 2016 | Lockheed Martin Armed Forces Bowl | LA Tech 48, Navy 45 |

COACHING RECORDS

| Years | School | Record (Pct.)/Years | Position |
|---------------|-------------------------|-----------------------------------|--------------------------|
| 1987-88 | Florida State | 22-2 (.917)/2 Years | Graduate Assistant Coach |
| 1989 | Colorado State | 5-5-1 (.500)/1 Year | Assistant Coach |
| 1990-93 | Notre Dame | 40-8-1 (.827)/4 Years | Assistant Coach |
| 1994-98 | Connecticut | 34-23 (.596)/5 Years | Head Coach |
| 1999-2004 | South Carolina | 33-37 (.471)/6 Years | Assistant Coach |
| 2005-09 | East Carolina | 38-27 (.584)/5 Years | Head Coach |
| 2010-12 | South Florida | 16-21 (.432)/3 Years | Head Coach |
| 2013-Present | Louisiana Tech | 32-22 (.592)/5th Year | Head Coach |
| Totals | Head Coach | 120-93 (.563)/18th Year | |
| | Assistant Coach | 100-52-2 (.656)/13 Years | |
| | Collegiate Coach | 220-145-2 (.602)/31st Year | |


EDUCATION

| Years | School | Degree |
|-------|--------------------------|-----------------------------|
| 1986 | University of Notre Dame | B.S. in business management |

PERSONAL INFORMATION

Full Name: Louis Leo "Skip" Holtz
 Born: March 12, 1964 in Willimantic, Conn.
 Wife: the former Jennifer Fitzgerald of Port Charlotte, Fla.
 Children: Louis Leo "Trey" Holtz, III; Chad Fitzgerald Holtz; Hailey Elizabeth Holtz

SKIP HOLTZ YEAR-BY-YEAR



1994 (4-7, 4-4 Yankee)

| Date | Opponent | W/L | Score |
|-------|----------------------|-----|-------|
| 9/3 | Nicholls State | L | 7-16 |
| 9/10 | Troy State | L | 21-31 |
| 9/17 | Richmond | W | 36-21 |
| 9/24 | at New Hampshire | L | 19-20 |
| 10/1 | at Yale | L | 17-28 |
| 10/8 | Villanova | W | 26-10 |
| 10/15 | Maine | L | 31-35 |
| 10/22 | Rhode Island | W | 33-16 |
| 11/5 | at Boston University | L | 9-26 |
| 11/12 | at James Madison | L | 20-48 |
| 11/19 | at UMass | W | 21-13 |

2005 (5-6, 4-4 C-USA)

| Date | Opponent | W/L | Score |
|-------|------------------|-----|-------|
| 9/3 | Duke | W | 24-21 |
| 9/17 | at Wake Forest | L | 34-44 |
| 9/24 | at West Virginia | L | 15-20 |
| 10/1 | Southern Miss | L | 7-33 |
| 10/8 | Rice | W | 41-28 |
| 10/15 | at SMU | W | 24-17 |
| 10/22 | at Memphis | L | 24-27 |
| 10/29 | UCF | L | 20-30 |
| 11/12 | at Tulsa | L | 13-45 |
| 11/19 | at Marshall | W | 34-29 |
| 11/26 | UAB | W | 31-23 |

2010 (8-5, 3-4 Big East)

| Date | Opponent | W/L | Score |
|-------|------------------|--------|-------|
| 9/5 | Stony Brook | W | 40-7 |
| 9/12 | at Florida | L | 14-38 |
| 9/26 | Western Kentucky | W | 24-12 |
| 10/2 | FAU | W | 31-3 |
| 10/9 | Syracuse | L | 9-13 |
| 10/14 | at West Virginia | L | 6-20 |
| 10/22 | Cincinnati | W | 38-30 |
| 11/3 | Rutgers | W | 28-27 |
| 11/13 | at Louisville | W (OT) | 24-21 |
| 11/20 | Pittsburgh | L | 10-17 |
| 11/27 | at Miami (Fla.) | W (OT) | 23-20 |
| 12/4 | UConn | L | 16-19 |
| 12/31 | vs. Clemson (7) | W | 31-26 |

2013 (4-8, 3-5 C-USA)

| Date | Opponent | W/L | Score |
|-------|----------------------|-----|-------|
| 8/31 | at North Carolina St | L | 14-40 |
| 9/7 | Lamar | W | 27-14 |
| 9/12 | Tulane | L | 15-24 |
| 9/21 | at Kansas | L | 10-13 |
| 9/28 | vs. Army (8) | L | 16-35 |
| 10/5 | at UTEP | W | 38-35 |
| 10/19 | North Texas | L | 13-28 |
| 10/26 | at FIU | W | 23-7 |
| 11/9 | Southern Miss | W | 36-13 |
| 11/16 | at Rice | L | 14-52 |
| 11/23 | Tulsa | L | 14-24 |
| 11/30 | at UTSA | L | 10-30 |

1995 (8-3, 5-3 Yankee)

| Date | Opponent | W/L | Score |
|-------|---------------------|-----|-------|
| 9/9 | New Hampshire | W | 23-21 |
| 9/16 | Central Connecticut | W | 54-9 |
| 9/23 | Buffalo | W | 26-25 |
| 9/30 | at Yale | W | 39-20 |
| 10/7 | at Villanova | W | 14-13 |
| 10/14 | at Maine | W | 31-30 |
| 10/21 | at Rhode Island | L | 19-24 |
| 10/28 | Northeastern | L | 9-10 |
| 11/4 | Boston University | W | 28-17 |
| 11/11 | at James Madison | L | 16-24 |
| 11/18 | UMass | W | 20-7 |

2006 (7-6, 5-3 C-USA)

| Date | Opponent | W/L | Score |
|-------|----------------------|--------|-------|
| 9/2 | at Navy | L | 23-28 |
| 9/9 | at UAB | L | 12-17 |
| 9/16 | Memphis | W | 35-20 |
| 9/23 | West Virginia | L | 10-27 |
| 10/7 | Virginia | W | 31-21 |
| 10/14 | Tulsa | L | 10-31 |
| 10/21 | SMU | W | 38-21 |
| 10/28 | at Southern Miss | W (OT) | 20-17 |
| 11/4 | at UCF | W | 23-10 |
| 11/11 | Marshall | W | 33-20 |
| 11/18 | at Rice | L | 17-18 |
| 11/25 | at North Carolina St | W | 21-16 |
| 12/23 | South Florida (2) | L | 7-24 |

2011 (5-7, 1-6 Big East)

| Date | Opponent | W/L | Score |
|-------|---------------|-----|-------|
| 9/3 | at Notre Dame | W | 23-20 |
| 9/10 | Ball State | W | 37-17 |
| 9/17 | Florida A&M | W | 70-17 |
| 9/24 | UTEP | W | 54-24 |
| 9/29 | at Pittsburgh | L | 17-44 |
| 10/15 | at UConn | L | 10-16 |
| 10/22 | Cincinnati | L | 34-37 |
| 11/5 | at Rutgers | L | 17-20 |
| 11/11 | at Syracuse | W | 37-17 |
| 11/19 | Miami (Fla.) | L | 3-6 |
| 11/25 | Louisville | L | 24-34 |
| 12/1 | West Virginia | L | 27-30 |

2014 (9-5, 7-1 C-USA)

| Date | Opponent | W/L | Score |
|-------|--------------------|--------|-------|
| 8/30 | at Oklahoma | L | 16-48 |
| 9/6 | at UL-Lafayette | W | 48-20 |
| 9/11 | at North Texas | W | 42-21 |
| 9/20 | Northwestern State | L | 27-30 |
| 9/27 | at Auburn | L | 17-45 |
| 10/4 | UTEP | W | 55-3 |
| 10/18 | UTSA | W | 27-20 |
| 10/25 | at Southern Miss | W | 31-20 |
| 11/1 | Western Kentucky | W | 59-10 |
| 11/8 | at UAB | W | 40-24 |
| 11/22 | at Old Dominion | L (OT) | 27-30 |
| 11/29 | Rice | W | 76-31 |
| 12/6 | at Marshall (5) | L | 23-26 |
| 12/26 | vs. Illinois (9) | W | 35-18 |

1996 (5-6, 3-5 Yankee)

| Date | Opponent | W/L | Score |
|-------|----------------------|-----|---------|
| 9/7 | at Buffalo | W | 20-3 |
| 9/14 | Northeastern | W | 21-19 |
| 9/21 | at New Hampshire | L | 13-21 |
| 9/28 | at Yale | W | 42-6 |
| 10/5 | Villanova | L | 27-38 |
| 10/12 | Maine | L | 16-17 |
| 10/19 | Rhode Island | W | forfeit |
| 10/26 | Hofstra | L | 16-24 |
| 11/2 | at Boston University | W | 45-10 |
| 11/9 | James Madison | L | 6-14 |
| 11/16 | at UMass | L | 38-39 |

2007 (8-5, 6-2 C-USA)

| Date | Opponent | W/L | Score |
|-------|---------------------|--------|-------|
| 9/1 | at Virginia Tech | L | 7-17 |
| 9/8 | North Carolina | W | 34-31 |
| 9/15 | Southern Miss | L | 21-28 |
| 9/22 | at West Virginia | L | 7-48 |
| 9/29 | at Houston | W | 37-35 |
| 10/6 | UCF | W | 52-38 |
| 10/13 | at UTEP | W (OT) | 45-42 |
| 10/20 | North Carolina St | L | 20-34 |
| 10/27 | UAB | W | 41-6 |
| 11/3 | at Memphis | W | 56-40 |
| 11/10 | at Marshall | L | 7-26 |
| 11/24 | Tulane | W | 35-12 |
| 12/23 | vs. Boise State (3) | W | 41-38 |

2012 (3-9, 1-6 Big East)

| Date | Opponent | W/L | Score |
|-------|------------------|-----|-------|
| 9/1 | Chattanooga | W | 34-13 |
| 9/8 | at Nevada | W | 32-31 |
| 9/13 | Rutgers | L | 13-23 |
| 9/22 | at Ball State | L | 31-27 |
| 9/29 | #4 Florida State | L | 17-30 |
| 10/6 | at Temple | L | 28-37 |
| 10/20 | at Louisville | L | 25-27 |
| 10/27 | Syracuse | L | 36-37 |
| 11/3 | UConn | W | 13-6 |
| 11/17 | at Miami (Fla.) | L | 9-40 |
| 11/23 | at Cincinnati | L | 10-27 |
| 12/1 | Pittsburgh | L | 3-27 |

2015 (9-4, 6-2 C-USA)

| Date | Opponent | W/L | Score |
|-------|-------------------------|---------|-------|
| 9/5 | Southern | W | 62-15 |
| 9/10 | at Western Kentucky | L | 38-41 |
| 9/19 | at Kansas State | L (3OT) | 33-39 |
| 9/26 | FIU | W | 27-17 |
| 10/3 | UL-Lafayette | W | 43-14 |
| 10/10 | at UTSA | W | 34-31 |
| 10/17 | at Mississippi State | L | 20-45 |
| 10/24 | Middle Tennessee | W | 45-16 |
| 10/30 | at Rice | W | 42-17 |
| 11/7 | North Texas | W | 56-13 |
| 11/21 | at UTEP | W | 17-15 |
| 11/28 | Southern Miss | L | 24-58 |
| 12/19 | vs. Arkansas State (10) | W | 47-28 |

1997 (7-4, 4-4 Atlantic 10)

| Date | Opponent | W/L | Score |
|-------|-------------------|----------|-------|
| 9/13 | Northeastern | W | 38-26 |
| 9/20 | at Hofstra | W | 35-31 |
| 9/27 | at Yale | W | 28-0 |
| 10/4 | Buffalo | W | 55-0 |
| 10/11 | at Maine | L (3 OT) | 47-49 |
| 10/18 | Williams & Mary | L | 17-38 |
| 10/25 | Rhode Island | W | 37-21 |
| 11/1 | Boston University | W | 45-7 |
| 11/8 | at Delaware | L | 29-37 |
| 11/15 | at UMass | W | 49-16 |
| 11/22 | New Hampshire | L | 18-21 |

2008 (9-5, 6-2 C-USA)

| Date | Opponent | W/L | Score |
|-------|----------------------|--------|-------|
| 8/30 | Virginia Tech (4) | W | 27-22 |
| 9/6 | West Virginia | W | 24-3 |
| 9/13 | at Tulane | W | 28-24 |
| 9/20 | at North Carolina St | L (OT) | 24-30 |
| 9/27 | Houston | L | 24-41 |
| 10/11 | at Virginia | L | 20-35 |
| 10/18 | Memphis | W | 30-10 |
| 11/2 | at UCF | W (OT) | 13-10 |
| 11/8 | Marshall | W (OT) | 19-16 |
| 11/15 | at Southern Miss | L | 3-21 |
| 11/22 | at UAB | W | 17-13 |
| 11/28 | UTEP | W | 53-21 |
| 12/6 | at Tulsa (5) | W | 27-24 |
| 1/2 | vs. Kentucky (6) | L | 19-25 |

2016 (9-5, 6-2 C-USA)

| Date | Opponent | W/L | Score |
|-------|---------------------|-----|-------|
| 9/3 | at Arkansas | L | 20-21 |
| 9/10 | SOUTH CAROLINA ST. | W | 53-24 |
| 9/17 | at Texas Tech | L | 45-59 |
| 9/24 | at Middle Tennessee | L | 34-38 |
| 10/1 | UTEP | W | 28-7 |
| 10/6 | WKU | W | 55-52 |
| 10/15 | at UMass | W | 56-28 |
| 10/22 | at FIU | W | 44-24 |
| 10/29 | RICE | W | 61-16 |
| 11/5 | at North Texas | W | 45-24 |
| 11/12 | UTSA | W | 63-35 |
| 11/25 | at Southern Miss | L | 24-39 |
| 12/3 | vs. WKU (5) | L | 44-58 |
| 12/23 | vs. #25 Navy (11) | W | 48-45 |

1998 (10-3, 6-2 Atlantic 10)

| Date | Opponent | W/L | Score |
|-------|-------------------------|--------|-------|
| 9/5 | at Colgate | W | 45-35 |
| 9/19 | Maine | W | 35-27 |
| 9/26 | at Yale | W | 63-21 |
| 10/3 | at New Hampshire | L | 20-34 |
| 10/10 | Hofstra | W | 40-18 |
| 10/17 | UMass | W (OT) | 44-41 |
| 10/24 | Rhode Island | W | 31-17 |
| 10/31 | at Northeastern | W | 32-22 |
| 11/7 | Delaware | L | 17-59 |
| 11/14 | at William & Mary | W | 34-26 |
| 11/21 | at UMass | W | 28-27 |
| 11/28 | Hampton (1) | W | 42-34 |
| 12/5 | at Georgia Southern (1) | L | 30-52 |

2009 (9-5, 7-1 C-USA)

| Date | Opponent | W/L | Score |
|-------|-------------------|--------|-------|
| 9/5 | Appalachian State | W | 29-24 |
| 9/12 | at West Virginia | L | 20-35 |
| 9/19 | at North Carolina | L | 17-31 |
| 9/26 | UCF | W | 19-14 |
| 10/3 | at Marshall | W | 21-17 |
| 10/10 | at SMU | L | 21-28 |
| 10/17 | Rice | W | 49-13 |
| 10/27 | at Memphis | W | 38-19 |
| 11/5 | Virginia Tech | L | 3-16 |
| 11/15 | at Tulsa | W | 44-17 |
| 11/21 | UAB | W | 37-21 |
| 11/28 | Southern Miss | W | 25-20 |
| 12/5 | Houston (5) | W | 38-32 |
| 1/2 | vs. Arkansas (6) | L (OT) | 17-20 |

Legend

- (1) - NCAA Division I-AA Playoffs
- (2) - PapaJohns.com Bowl, Birmingham, Ala.
- (3) - Sheraton Hawai'i Bowl, Honolulu, Hawai'i
- (4) - at Charlotte, N.C.
- (5) - Conference USA Championship Game
- (6) - AutoZone Liberty Bowl, Memphis, Tenn.
- (7) - Meineke Car Care Bowl, Charlotte, N.C.
- (8) - Heart of Dallas Classic, Cotton Bowl, Dallas, Texas
- (9) - Zaxby's Heart of Dallas Bowl, Cotton Bowl, Dallas, Texas
- (10) - R+L Carriers New Orleans Bowl, Mercedes-Benz Superdome
- (11) - Lockheed Martin Armed Forces Bowl

JOE AILLET STADIUM



JOE AILLET IS A TOUGH PLACE TO PLAY

It always nice to be home and Louisiana Tech has experienced recent success in the friendly confines of Joe Aillet Stadium. LA Tech has posted a 91-35 record at home since joining the ranks of Division I-A/FBS, a winning percentage of 72 percent.

JOE AILLET STADIUM FUN FACT

NFL Hall of Famer and four-time Super Bowl Champion Terry Bradshaw threw the first touchdown pass in the history of Joe Aillet Stadium connecting with Buster Herren from five yards out against East Carolina on Sept. 28, 1968. Tech went on to win the game 35-7.

HOME OPENERS AT THE JOE

Since Joe Aillet Stadium opened in 1968, Louisiana Tech has won 41 home openers at "The Joe" with a record of 41-8-1 over that span. If you go back to 1988 when the Bulldogs made the transition to Division I, LA Tech has dominated when playing on its home turf with a record of 26-4 in home openers at The Joe since the 1988 season.

CAPACITY AT THE JOE INCREASES FOLLOWING FACILITY ENHANCEMENTS

Over the last three years, the seating capacity at Joe Aillet Stadium has fluctuated. In 2014, capacity was decreased from 30,600 to 27,717 due to the removal of two sections of stands. Following the addition of the Davison Athletics Complex in the south end zone, capacity was once again increased to 28,019. And now with the addition of a brand new \$18+ million press box and suites level, capacity at Joe Aillet has once again increased, this time to 28,562.

ATTENDANCE HISTORY AND RECORDS

| Year | Attendance | Games | Avg. | In Ruston | Games | Avg. |
|------|------------|-------|--------|-----------|-------|--------|
| 1989 | 57,900 | 3 | 19,300 | 57,900 | 3 | 19,300 |
| 1990 | 85,430 | 5 | 17,086 | 85,430 | 5 | 17,086 |
| 1991 | 69,125 | 4 | 17,281 | 69,125 | 4 | 17,281 |
| 1992 | 70,450 | 4 | 17,613 | 70,450 | 4 | 17,613 |
| 1993 | 44,400 | 4 | 11,100 | 44,400 | 4 | 11,100 |
| 1994 | 70,368 | 5 | 14,074 | 70,368 | 5 | 14,074 |
| 1995 | 66,260 | 4 | 16,565 | 47,565 | 3 | 15,855 |
| 1996 | 96,185 | 5 | 19,237 | 66,716 | 4 | 16,679 |
| 1997 | 105,866 | 5 | 21,173 | 81,054 | 4 | 20,264 |
| 1998 | 83,738 | 5 | 16,748 | 83,738 | 5 | 16,748 |
| 1999 | 101,633 | 4 | 25,408 | 61,305 | 3 | 20,435 |
| 2000 | 66,542 | 4 | 16,636 | 66,542 | 4 | 16,636 |
| 2001 | 81,730 | 4 | 20,432 | 59,225 | 3 | 19,742 |
| 2002 | 92,383 | 5 | 18,477 | 51,725 | 3 | 17,242 |

TOP DOG WATCHERS AT THE JOE

HOME GAMES AT JOE AILLET STADIUM

| | | |
|--------|--------------------|----------------|
| 28,714 | UL-Monroe | Sept. 13, 1997 |
| 27,905 | Southern | Sept. 5, 2015 |
| 27,360 | UL-Monroe | Dec. 13, 1999 |
| 26,910 | UL-Lafayette | Oct. 3, 2015 |
| 26,004 | Northwestern State | Sept. 20, 2014 |
| 25,614 | Utah State | Nov. 17, 2012 |
| 25,224 | Mississippi State | Aug. 30, 2008 |
| 25,212 | Hawai'i | Oct. 2, 2011 |
| 24,975 | UL-Monroe | Sept. 12, 1987 |
| 24,628 | Houston | Sept. 17, 2011 |
| 24,450 | UL-Monroe | Dec. 2, 1991 |

Note: Joe Aillet Stadium has hosted 41 games with crowds over 20,000, including three during the 2016 football season.

2017 STATISTICS

| Category | TECH | OPP |
|-------------------------|------------|------------|
| SCORING | 52 | 24 |
| Points Per Game | 52.0 | 24.0 |
| Points Off Turnovers | 21 | 14 |
| FIRST DOWNS | 22 | 22 |
| Rushing | 9 | 10 |
| Passing | 12 | 10 |
| Penalty | 1 | 2 |
| RUSHING YARDAGE | 221 | 133 |
| Yards gained rushing | 230 | 158 |
| Yards lost rushing | 9 | 25 |
| Rushing Attempts | 37 | 33 |
| Average Per Rush | 6.0 | 4.0 |
| Average Per Game | 221.0 | 133.0 |
| TDs Rushing | 3 | 1 |
| PASSING YARDAGE | 276 | 256 |
| Comp-Att-Int | 18-35-0 | 20-40-2 |
| Average Per Pass | 7.9 | 6.4 |
| Average Per Catch | 15.3 | 12.8 |
| Average Per Game | 276.0 | 256.0 |
| TDs Passing | 2 | 2 |
| TOTAL OFFENSE | 497 | 389 |
| Total Plays | 72 | 73 |
| Average Per Play | 6.9 | 5.3 |
| Average Per Game | 497.0 | 389.0 |
| KICK RETURNS: #-Yards | 5-103 | 6-135 |
| PUNT RETURNS: #-Yards | 4-86 | 1-11 |
| INT RETURNS: #-Yards | 2-26 | 0-0 |
| KICK RETURN AVERAGE | 20.6 | 22.5 |
| PUNT RETURN AVERAGE | 21.5 | 11.0 |
| INT RETURN AVERAGE | 13.0 | 0.0 |
| FUMBLES-LOST | 3-3 | 3-1 |
| PENALTIES-Yards | 5-50 | 8-54 |
| Average Per Game | 50.0 | 54.0 |
| PUNTS-Yards | 4-180 | 8-329 |
| Average Per Punt | 45.0 | 41.1 |
| Net punt average | 42.2 | 30.4 |
| KICKOFFS-Yards | 9-582 | 5-313 |
| Average Per Kick | 64.7 | 62.6 |
| Net kick average | 41.3 | 42.0 |
| TIME OF POSSESSION/Game | 27:22 | 32:38 |
| 3RD-DOWN Conversions | 7/15 | 3/14 |
| 3rd-Down Pct | 47% | 21% |
| 4TH-DOWN Conversions | 0/1 | 0/0 |
| 4th-Down Pct | 0% | 0% |
| SACKS BY-Yards | 3-16 | 1-6 |
| MISC YARDS | 0 | 0 |
| TOUCHDOWNS SCORED | 7 | 3 |
| FIELD GOALS-ATTEMPTS | 1-2 | 1-1 |
| ON-SIDE KICKS | 0-0 | 0-0 |
| RED-ZONE SCORES | (5-5) 100% | (2-3) 67% |
| RED-ZONE TOUCHDOWNS | (4-5) 80% | (1-3) 33% |
| PAT-ATTEMPTS | (7-7) 100% | (3-3) 100% |
| ATTENDANCE | 24,002 | 0 |
| Games/Avg Per Game | 1/24,002 | 0/0 |
| Neutral Site Games | | 0/0 |

SCORE BY QUARTERS

| | 1st | 2nd | 3rd | 4th | Total |
|----------------|-----|-----|-----|-----|-------|
| Louisiana Tech | 10 | 14 | 7 | 21 | 52 |
| Opponents | 7 | 3 | 14 | 0 | 24 |

RESULTS

| Date | Opponent | W/L | Score | Attend |
|----------|--------------------|-----|-------|--------|
| Sept. 2 | NORTHWESTERN STATE | W | 52-24 | 24,002 |
| Sept. 9 | MISSISSIPPI STATE | | | |
| Sept. 16 | at WKU* | | | |
| Sept. 23 | at South Carolina | | | |
| Sept. 30 | SOUTH ALABAMA | | | |
| Oct. 7 | at UAB* | | | |
| Oct. 21 | SOUTHERN MISS* | | | |
| Oct. 28 | at Rice* | | | |
| Nov. 4 | NORTH TEXAS* | | | |
| Nov. 11 | FLORIDA ATLANTIC* | | | |
| Nov. 18 | at UTEP* | | | |
| Nov. 25 | UTSA* | | | |

* indicates Conference USA game

RUSHING

| Player | GP | Att | Gain | Loss | Net Avg | TD | Long | Avg/G |
|------------------|----------|-----------|------------|-----------|------------|------------|----------|--------------|
| CRAFT, Jarred | 1 | 16 | 86 | 0 | 86 | 5.4 | 21 | 86.0 |
| SMITH, J'Mar | 1 | 10 | 79 | 7 | 72 | 7.2 | 0 | 72.0 |
| SCOTT, Boston | 1 | 9 | 57 | 2 | 55 | 6.1 | 0 | 55.0 |
| DANCY, Jaqwis | 1 | 2 | 8 | 0 | 8 | 4.0 | 1 | 8.0 |
| Total | 1 | 37 | 230 | 9 | 221 | 6.0 | 3 | 221.0 |
| Opponents | 1 | 33 | 158 | 25 | 133 | 4.0 | 1 | 133.0 |

PASSING

| Player | G | Effic | C-A-I | Pct | Yds | TD | Lng | Avg/G |
|------------------|----------|---------------|----------------|-------------|------------|----------|-----------|--------------|
| SMITH, J'Mar | 1 | 136.53 | 18-35-0 | 51.4 | 276 | 2 | 53 | 276.0 |
| Total | 1 | 136.53 | 18-35-0 | 51.4 | 276 | 2 | 53 | 276.0 |
| Opponents | 1 | 110.26 | 20-40-2 | 50.0 | 256 | 2 | 52 | 256.0 |

RECEIVING

| Player | G | No. | Yds | Avg | TD | Long | Avg/G |
|------------------|----------|-----------|------------|-------------|----------|-----------|--------------|
| SCOTT, Boston | 1 | 4 | 55 | 13.8 | 0 | 32 | 55.0 |
| VEAL, Teddy | 1 | 3 | 40 | 13.3 | 0 | 15 | 40.0 |
| BONNETTE, R. | 1 | 2 | 45 | 22.5 | 1 | 36 | 45.0 |
| WATTS, Marlon | 1 | 2 | 25 | 12.5 | 0 | 16 | 25.0 |
| SMITH, Alfred | 1 | 2 | 5 | 2.5 | 0 | 6 | 5.0 |
| WOODARD, J. | 1 | 1 | 53 | 53.0 | 0 | 53 | 53.0 |
| HARDY, Adrian | 1 | 1 | 18 | 18.0 | 0 | 18 | 18.0 |
| CRAFT, Jarred | 1 | 1 | 17 | 17.0 | 1 | 17 | 17.0 |
| OLIVER, DeJuawn | 1 | 1 | 9 | 9.0 | 0 | 9 | 9.0 |
| GAINES, Marcus | 1 | 1 | 9 | 9.0 | 0 | 9 | 9.0 |
| Total | 1 | 18 | 276 | 15.3 | 2 | 53 | 276.0 |
| Opponents | 1 | 20 | 256 | 12.8 | 2 | 52 | 256.0 |

PUNT RETURNS

| Player | No. | Yds | Avg | TD | Long |
|------------------|----------|-----------|-------------|----------|-----------|
| VEAL, Teddy | 4 | 86 | 21.5 | 1 | 66 |
| Total | 4 | 86 | 21.5 | 1 | 66 |
| Opponents | 1 | 11 | 11.0 | 0 | 11 |

INTERCEPTIONS

| Player | No. | Yds | Avg | TD | Long |
|------------------|----------|-----------|-------------|----------|-----------|
| WASHINGTON, D. | 2 | 26 | 13.0 | 0 | 22 |
| Total | 2 | 26 | 13.0 | 0 | 22 |
| Opponents | 0 | 0 | 0.0 | 0 | 0 |

KICK RETURNS

| Player | No. | Yds | Avg | TD | Long |
|------------------|----------|------------|-------------|----------|-----------|
| BONNETTE, R. | 3 | 49 | 16.3 | 0 | 22 |
| DANCY, Jaqwis | 2 | 54 | 27.0 | 0 | 29 |
| Total | 5 | 103 | 20.6 | 0 | 29 |
| Opponents | 6 | 135 | 22.5 | 0 | 30 |

FUMBLE RETURNS

| Player | No. | Yds | Avg | TD | Long |
|------------------|----------|------------|--------------|----------|-----------|
| OLIVER, DeJuawn | 1 | 26 | 26.0 | 1 | 26 |
| Total | 1 | 26 | 26.0 | 1 | 26 |
| Opponents | 1 | -78 | -78.0 | 0 | 0 |

SCORING

| Player | TD | FGs | Kick | Rush | Rcv | Pass | DXP | Saf | Pts |
|------------------|----------|------------|------------|------------|----------|------------|----------|----------|-----------|
| CRAFT, Jarred | 3 | 0-0 | 0-0 | 0-0 | 0 | 0-0 | 0 | 0 | 18 |
| BARNES, J. | 0 | 1-2 | 7-7 | 0-0 | 0 | 0-0 | 0 | 0 | 10 |
| VEAL, Teddy | 1 | 0-0 | 0-0 | 0-0 | 0 | 0-0 | 0 | 0 | 6 |
| BONNETTE, R. | 1 | 0-0 | 0-0 | 0-0 | 0 | 0-0 | 0 | 0 | 6 |
| DANCY, Jaqwis | 1 | 0-0 | 0-0 | 0-0 | 0 | 0-0 | 0 | 0 | 6 |
| OLIVER, DeJuawn | 1 | 0-0 | 0-0 | 0-0 | 0 | 0-0 | 0 | 0 | 6 |
| Total | 7 | 1-2 | 7-7 | 0-0 | 0 | 0-0 | 0 | 0 | 52 |
| Opponents | 3 | 1-1 | 3-3 | 0-0 | 0 | 0-0 | 0 | 0 | 24 |

TOTAL OFFENSE

| Player | G | Plays | Rush | Pass | Total | Avg/G |
|------------------|----------|-----------|------------|------------|------------|--------------|
| SMITH, J'Mar | 1 | 45 | 72 | 276 | 348 | 348.0 |
| CRAFT, Jarred | 1 | 16 | 86 | 0 | 86 | 86.0 |
| SCOTT, Boston | 1 | 9 | 55 | 0 | 55 | 55.0 |
| DANCY, Jaqwis | 1 | 2 | 8 | 0 | 8 | 8.0 |
| Total | 1 | 72 | 221 | 276 | 497 | 497.0 |
| Opponents | 1 | 73 | 133 | 256 | 389 | 389.0 |

ALL-PURPOSE

| Player | G | Rush | Rec | PR | KOR | IR | Total | Avg/G |
|------------------|----------|------------|------------|-----------|------------|-----------|------------|--------------|
| VEAL, Teddy | 1 | 0 | 40 | 86 | 0 | 0 | 126 | 126.0 |
| SCOTT, Boston | 1 | 55 | 55 | 0 | 0 | 0 | 110 | 110.0 |
| CRAFT, Jarred | 1 | 86 | 17 | 0 | 0 | 0 | 103 | 103.0 |
| BONNETTE, R. | 1 | 0 | 45 | 0 | 49 | 0 | 94 | 94.0 |
| SMITH, J'Mar | 1 | 72 | 0 | 0 | 0 | 0 | 72 | 72.0 |
| DANCY, Jaqwis | 1 | 8 | 0 | 0 | 54 | 0 | 62 | 62.0 |
| WOODARD, J. | 1 | 0 | 53 | 0 | 0 | 0 | 53 | 53.0 |
| WASHINGTON, D. | 1 | 0 | 0 | 0 | 0 | 26 | 26 | 26.0 |
| WATTS, Marlon | 1 | 0 | 25 | 0 | 0 | 0 | 25 | 25.0 |
| HARDY, Adrian | 1 | 0 | 18 | 0 | 0 | 0 | 18 | 18.0 |
| GAINES, Marcus | 1 | 0 | 9 | 0 | 0 | 0 | 9 | 9.0 |
| OLIVER, DeJuawn | 1 | 0 | 9 | 0 | 0 | 0 | 9 | 9.0 |
| SMITH, Alfred | 1 | 0 | 5 | 0 | 0 | 0 | 5 | 5.0 |
| Total | 1 | 221 | 276 | 86 | 103 | 26 | 712 | 712.0 |
| Opponents | 1 | 133 | 256 | 11 | 135 | 0 | 535 | 535.0 |

PUNTING

| Player | No. | Yds | Avg | Long | TB | FC | I20 | 50+ | Blkd |
|------------------|----------|------------|-------------|-----------|----------|----------|----------|----------|----------|
| FARLOW, Brady | 4 | 180 | 45.0 | 47 | 0 | 2 | 1 | 0 | 0 |
| Total | 4 | 180 | 45.0 | 47 | 0 | 2 | 1 | 0 | 0 |
| Opponents | 8 | 329 | 41.1 | 48 | 0 | 2 | 2 | 0 | 0 |

KICKOFFS

| Player | No. | Yds | Avg | TB | OB | Retn | Net | YdLn |
|------------------|----------|------------|-------------|----------|----------|------------|-------------|-----------|
| BARNES, Jonathan | 9 | 582 | 64.7 | 3 | 0 | | | |
| Total | 9 | 582 | 64.7 | 3 | 0 | 135 | 41.3 | 23 |
| Opponents | 5 | 313 | 62.6 | 0 | 0 | 103 | 42.0 | 23 |

FIELD GOALS

| Player | FGM-FGA | Pct | 01-19 | 20-29 | 30-39 | 40-49 | 50-99 | Lg | Blk |
|------------|---------|------|-------|-------|-------|-------|-------|----|-----|
| BARNES, J. | 1-2 | 50.0 | 0-0 | 0-0 | 1-1 | 0-0 | 0-1 | 31 | 0 |

FIELD GOAL SEQUENCE

Numbers in (parentheses) indicate field goal was made.

| Game | Louisiana Tech | Opponents |
|--------------------|----------------|-----------|
| Northwestern State | (31),52 | (26) |

DEFENSIVE LEADERS

| No. | Defensive Leaders | GP-GS | -----Tackles----- | | | TFL/Yds | --Sacks-- | | ---Pass Def--- | | QBH | --Fumbles-- | | Blkd Kick | Saf |
|------------------|-------------------|----------|-------------------|-----------|-----------|--------------|-------------|-------------|----------------|----------|--------------|-------------|---|-----------|-----|
| | | | Solo | Ast | Total | | No-Yards | Int-Yds | BrUp | Rcv-Yds | | FF | | | |
| 49 | BLANKENSHIP, E. | 1 | 5 | 1 | 6 | . | . | . | . | . | . | . | . | . | |
| 94 | BRADFORD, J. | 1 | 1 | 4 | 5 | 1.0-1 | 1.0-1 | . | . | . | . | . | . | . | |
| 33 | WASHINGTON, D. | 1 | 4 | 1 | 5 | 1.0-5 | . | 2-26 | . | . | . | . | . | . | |
| 8A | KING, DaMarion | 1 | 4 | 1 | 5 | . | . | . | . | . | . | . | . | . | |
| 38 | LEWIS, Darryl | 1 | 3 | 1 | 4 | . | . | . | . | . | . | . | . | . | |
| 44 | DURMAN, Brandon | 1 | 2 | 2 | 4 | . | . | . | . | . | . | . | . | . | |
| 31 | FARRIS, Russell | 1 | 2 | 2 | 4 | 1.0-4 | . | . | . | . | . | 1 | . | . | |
| 39 | HOGAN, Randy | 1 | 1 | 3 | 4 | . | . | . | . | 1 | . | . | . | . | |
| 45 | FERGUSON, J. | 1 | 2 | 1 | 3 | . | . | . | . | 2 | . | . | . | . | |
| 21 | ROBERTSON, Amik | 1 | 3 | . | 3 | . | . | . | . | . | . | . | . | . | |
| 96 | MASON, K. | 1 | 1 | 1 | 2 | . | . | . | . | . | . | . | . | . | |
| 42 | JACKSON, James | 1 | 1 | 1 | 2 | . | . | . | . | . | . | . | . | . | |
| 24 | SNEED, LJarius | 1 | 2 | . | 2 | . | . | . | . | . | . | . | . | . | |
| 5 | SAM, Michael | 1 | 1 | 1 | 2 | . | . | . | . | . | . | . | . | . | |
| 90 | WALLACE, C. | 1 | 2 | . | 2 | 1.0-5 | 1.0-5 | . | . | . | . | . | . | . | |
| 18 | HANNIBAL, Zach | 1 | 1 | 1 | 2 | . | . | . | . | . | . | . | . | . | |
| 28 | BALDWIN, Jordan | 1 | 1 | . | 1 | . | . | . | . | . | . | . | . | . | |
| 93 | TURNER, I. | 1 | . | 1 | 1 | . | . | . | . | . | . | . | . | . | |
| 50 | CANTY, Deldrick | 1 | 1 | . | 1 | 1.0-10 | 1.0-10 | . | . | 2 | . | 1 | . | . | |
| 95 | YDARRAGA, M. | 1 | 1 | . | 1 | . | . | . | . | 1 | . | . | . | . | |
| TM | TEAM | 1 | 1 | . | 1 | . | . | . | . | . | . | . | . | . | |
| 23 | DANCY, Jaqwis | 1 | . | 1 | 1 | . | . | . | . | . | . | . | . | . | |
| 8 | SMITH, J'Mar | 1 | 1 | . | 1 | . | . | . | . | . | . | . | . | . | |
| 85 | BAKER, Willie | 1 | . | 1 | 1 | . | . | . | . | 1 | . | . | . | . | |
| 91 | JOHNSON, Cedric | 1 | 1 | . | 1 | 1.0-1 | . | . | . | . | . | . | . | . | |
| 35 | SCOTT, Collin | 1 | . | 1 | 1 | . | . | . | . | . | . | . | . | . | |
| 34 | CLEVELAND, R. | 1 | 1 | . | 1 | . | . | . | . | . | . | 1 | . | . | |
| 32 | SPENCER, Trey | 1 | 1 | . | 1 | . | . | . | 1 | . | . | . | . | . | |
| 30 | ROBERSON, Aaron | 1 | 1 | . | 1 | . | . | . | . | . | . | . | . | . | |
| 47 | KENDZIOR, Eric | 1 | . | . | . | . | . | . | 1 | . | . | . | . | . | |
| 17 | OLIVER, DeJuawn | 1 | . | . | . | . | . | . | . | . | 1-26 | . | . | . | |
| Total | | 1 | 44 | 24 | 68 | 6-26 | 3-16 | 2-26 | 2 | 7 | 1-26 | 3 | . | . | |
| Opponents | | 1 | 39 | 34 | 73 | 3.0-9 | 1-6 | . | 5 | 1 | 3--78 | 3 | . | . | |

GAME-BY-GAME SUMMARIES

| Game | Score | -----RUSHING----- | | | | -----RECEIVING----- | | | | -----PASSING----- | | | | -----KICK RET----- | | | | -----PUNT RET----- | | | | Total off | | | |
|-----------------|-------|-------------------|------------|----------|-----------|---------------------|------------|----------|-----------|-------------------|-----|-----|-----|--------------------|----------|-----------|----------|--------------------|----------|-----------|----------|--------------|----------|-----------|------------|
| | | No. | Yds | TD | Lg | No. | Yds | TD | Lg | Cmp | Att | Int | Yds | TD | Lg | No | Yds | TD | Lg | No | Yds | | TD | Lg | |
| LA Tech | 52 | 37 | 221 | 3 | 29 | 18 | 276 | 2 | 53 | 18-35-0 | | | | 276 | 2 | 53 | 5 | 103 | 0 | 29 | 4 | 86 | 1 | 66 | 497 |
| NSU | 24 | 33 | 133 | 1 | 23 | 20 | 256 | 2 | 52 | 20-40-2 | | | | 256 | 2 | 52 | 6 | 135 | 0 | 30 | 1 | 11 | 0 | 11 | 389 |
| Totals | | 37 | 221 | 3 | 29 | 18 | 276 | 2 | 53 | 18-35-0 | | | | 276 | 2 | 53 | 5 | 103 | 0 | 29 | 4 | 86 | 1 | 66 | 497 |
| Opponent | | 33 | 133 | 1 | 23 | 20 | 256 | 2 | 52 | 20-40-2 | | | | 256 | 2 | 52 | 6 | 135 | 0 | 30 | 1 | 11 | 0 | 11 | 389 |

Games: 1
 Avg/rush: 6.0
 Avg/catch: 15.3
 Pass effc: 136.53
 KR avg: 20.6
 PR avg: 21.5
 All purpose avg/game: 712.0
 Total offense avg/gm: 497.0

DEFENSIVE GAME-BY-GAME SUMMARIES

| Team | Score | -----TACKLES----- | | | | -SACKS- | | ---FUMBLE--- | | ----Pass Defense---- | | | Blkd Kick | -----Kicks--XPTS----- | | | |
|-----------------|-------|-------------------|-----------|-----------|---------------|---------------|----------|--------------|-------------|----------------------|----------|----------|--------------|-----------------------|----------|----------|-----|
| | | Solo | Ast | Total | TFL-Yds | No-Yds | FF | FR-Yds | Int-Yds | QBH | Brk | Att | | Mad | Run | Rcv | Saf |
| LA Tech | 52 | 44 | 24 | 68 | 6.0-26 | 3.0-16 | 3 | 1-26 | 2-26 | 7 | 2 | 0 | 7-7 | 0 | 0 | 0 | |
| NSU | 24 | 39 | 34 | 73 | 3.0-9 | 1.0-6 | 3 | 3--78 | 0-0 | 1 | 5 | 0 | 3-3 | 0 | 0 | 0 | |
| Totals | | 44 | 24 | 68 | 6.0-26 | 3.0-16 | 3 | 1-26 | 2-26 | 7 | 2 | 0 | 7-7 | 0 | 0 | 0 | |
| Opponent | | 39 | 34 | 73 | 3.0-9 | 1.0-6 | 3 | 3--78 | 0-0 | 1 | 5 | 0 | 3-3 | 0 | 0 | 0 | |

SUPERLATIVES

LOUISIANA TECH INDIVIDUAL GAME HIGHS

| | | |
|---------------------|------|------------------------------------------------------|
| Rushes | 16 | CRAFT, Jarred vs Northwestern State (Sep 02, 2017) |
| Yards Rushing | 86 | CRAFT, Jarred vs Northwestern State (Sep 02, 2017) |
| TD Rushes | 2 | CRAFT, Jarred vs Northwestern State (Sep 02, 2017) |
| Long Rush | 29 | SCOTT, Boston vs Northwestern State (Sep 02, 2017) |
| Pass attempts | 35 | SMITH, J'Mar vs Northwestern State (Sep 02, 2017) |
| Pass completions | 18 | SMITH, J'Mar vs Northwestern State (Sep 02, 2017) |
| Yards Passing | 276 | SMITH, J'Mar vs Northwestern State (Sep 02, 2017) |
| TD Passes | 2 | SMITH, J'Mar vs Northwestern State (Sep 02, 2017) |
| Long Pass | 53 | SMITH, J'Mar vs Northwestern State (Sep 02, 2017) |
| Receptions | 4 | SCOTT, Boston vs Northwestern State (Sep 02, 2017) |
| Yards Receiving | 55 | SCOTT, Boston vs Northwestern State (Sep 02, 2017) |
| TD Receptions | 1 | BONNETTE, R. vs Northwestern State (Sep 02, 2017) |
| Long Reception | 53 | WOODARD, J. vs Northwestern State (Sep 02, 2017) |
| Field Goals | 1 | BARNES, J. vs Northwestern State (Sep 02, 2017) |
| Long Field Goal | 1 | BARNES, J. vs Northwestern State (Sep 02, 2017) |
| Punts | 4 | FARLOW, Brady vs Northwestern State (Sep 02, 2017) |
| Punting Avg | 45.0 | FARLOW, Brady vs Northwestern State (Sep 02, 2017) |
| Long Punt | 47 | FARLOW, Brady vs Northwestern State (Sep 02, 2017) |
| Punts inside 20 | 1 | FARLOW, Brady vs Northwestern State (Sep 02, 2017) |
| Long Punt Return | 66 | VEAL, Teddy vs Northwestern State (Sep 02, 2017) |
| Long Kickoff Return | 29 | DANCY, Jaqwis vs Northwestern State (Sep 02, 2017) |
| Tackles | 6 | BLANKENSHIP, E. vs Northwestern State (Sep 02, 2017) |
| Sacks | 1.0 | CANTY, Deldrick vs Northwestern State (Sep 02, 2017) |
| Tackles For Loss | 1.0 | WALLACE, C. vs Northwestern State (Sep 02, 2017) |
| | | BRADFORD, J. vs Northwestern State (Sep 02, 2017) |
| | | FARRIS, Russell vs Northwestern State (Sep 02, 2017) |
| | | WASHINGTON, D. vs Northwestern State (Sep 02, 2017) |
| | | CANTY, Deldrick vs Northwestern State (Sep 02, 2017) |
| | | WALLACE, C. vs Northwestern State (Sep 02, 2017) |
| | | JOHNSON, Cedric vs Northwestern State (Sep 02, 2017) |
| | | BRADFORD, J. vs Northwestern State (Sep 02, 2017) |
| Interceptions | 2 | WASHINGTON, D. vs Northwestern State (Sep 02, 2017) |

LOUISIANA TECH TEAM GAME HIGHS

| | | |
|------------------|------|--------------------------------------|
| Rushes | 37 | vs Northwestern State (Sep 02, 2017) |
| Yards Rushing | 221 | vs Northwestern State (Sep 02, 2017) |
| Yards Per Rush | 6.0 | vs Northwestern State (Sep 02, 2017) |
| TD Rushes | 3 | vs Northwestern State (Sep 02, 2017) |
| Pass attempts | 35 | vs Northwestern State (Sep 02, 2017) |
| Pass completions | 18 | vs Northwestern State (Sep 02, 2017) |
| Yards Passing | 276 | vs Northwestern State (Sep 02, 2017) |
| Yards Per Pass | 7.9 | vs Northwestern State (Sep 02, 2017) |
| TD Passes | 2 | vs Northwestern State (Sep 02, 2017) |
| Total Plays | 72 | vs Northwestern State (Sep 02, 2017) |
| Total Offense | 497 | vs Northwestern State (Sep 02, 2017) |
| Yards Per Play | 6.9 | vs Northwestern State (Sep 02, 2017) |
| Points | 52 | vs Northwestern State (Sep 02, 2017) |
| Sacks By | 3 | vs Northwestern State (Sep 02, 2017) |
| First Downs | 22 | vs Northwestern State (Sep 02, 2017) |
| Penalties | 5 | vs Northwestern State (Sep 02, 2017) |
| Penalty Yards | 50 | vs Northwestern State (Sep 02, 2017) |
| Turnovers | 3 | vs Northwestern State (Sep 02, 2017) |
| Interceptions By | 2 | vs Northwestern State (Sep 02, 2017) |
| Punts | 4 | vs Northwestern State (Sep 02, 2017) |
| Punting Avg | 45.0 | vs Northwestern State (Sep 02, 2017) |
| Long Punt | 47 | vs Northwestern State (Sep 02, 2017) |
| Punts inside 20 | 1 | vs Northwestern State (Sep 02, 2017) |
| Long Punt Return | 66 | vs Northwestern State (Sep 02, 2017) |

OPPONENT INDIVIDUAL GAME HIGHS

| | | |
|---------------------|------|-------------------------------------------------------|
| Rushes | 16 | Jones, Chris, vs Northwestern State (Sep 02, 2017) |
| Yards Rushing | 60 | Jones, Chris, vs Northwestern State (Sep 02, 2017) |
| TD Rushes | 1 | Jones, Chris, vs Northwestern State (Sep 02, 2017) |
| Long Rush | 23 | West, Jared, vs Northwestern State (Sep 02, 2017) |
| Pass attempts | 21 | Almond, J.D., vs Northwestern State (Sep 02, 2017) |
| Pass completions | 11 | Almond, J.D., vs Northwestern State (Sep 02, 2017) |
| Yards Passing | 162 | Almond, J.D., vs Northwestern State (Sep 02, 2017) |
| TD Passes | 1 | Chan-Chan, Bobb, vs Northwestern State (Sep 02, 2017) |
| | | Almond, J.D., vs Northwestern State (Sep 02, 2017) |
| Long Pass | 52 | Almond, J.D., vs Northwestern State (Sep 02, 2017) |
| Receptions | 7 | Chan-Chan, Bobb, vs Northwestern State (Sep 02, 2017) |
| Yards Receiving | 77 | Chan-Chan, Bobb, vs Northwestern State (Sep 02, 2017) |
| TD Receptions | 1 | Morgan, Lucas, vs Northwestern State (Sep 02, 2017) |
| Long Reception | 52 | Watson, Jaylen, vs Northwestern State (Sep 02, 2017) |
| Field Goals | 1 | Piccione, Eric, vs Northwestern State (Sep 02, 2017) |
| Long Field Goal | 26 | Piccione, Eric, vs Northwestern State (Sep 02, 2017) |
| Punts | 8 | Piccione, Eric, vs Northwestern State (Sep 02, 2017) |
| Punting Avg | 41.1 | Piccione, Eric, vs Northwestern State (Sep 02, 2017) |
| Long Punt | 48 | Piccione, Eric, vs Northwestern State (Sep 02, 2017) |
| Punts inside 20 | 2 | Piccione, Eric, vs Northwestern State (Sep 02, 2017) |
| Long Punt Return | 11 | Bourgeois, Hayd, vs Northwestern State (Sep 02, 2017) |
| Long Kickoff Return | 30 | Bell, Xavier, vs Northwestern State (Sep 02, 2017) |
| Tackles | 8 | Pierotti, Nick, vs Northwestern State (Sep 02, 2017) |
| Sacks | 1.0 | Iheoma, Obinna, vs Northwestern State (Sep 02, 2017) |
| Tackles For Loss | 1.0 | Clark, Lyn, vs Northwestern State (Sep 02, 2017) |
| | | Ward, Myles, vs Northwestern State (Sep 02, 2017) |
| | | Iheoma, Obinna, vs Northwestern State (Sep 02, 2017) |

OPPONENT TEAM GAME HIGHS

| | | |
|------------------|------|--------------------------------------|
| Rushes | 33 | vs Northwestern State (Sep 02, 2017) |
| Yards Rushing | 133 | vs Northwestern State (Sep 02, 2017) |
| Yards Per Rush | 4.0 | vs Northwestern State (Sep 02, 2017) |
| TD Rushes | 1 | vs Northwestern State (Sep 02, 2017) |
| Pass attempts | 40 | vs Northwestern State (Sep 02, 2017) |
| Pass completions | 20 | vs Northwestern State (Sep 02, 2017) |
| Yards Passing | 256 | vs Northwestern State (Sep 02, 2017) |
| Yards Per Pass | 6.4 | vs Northwestern State (Sep 02, 2017) |
| TD Passes | 2 | vs Northwestern State (Sep 02, 2017) |
| Total Plays | 73 | vs Northwestern State (Sep 02, 2017) |
| Total Offense | 389 | vs Northwestern State (Sep 02, 2017) |
| Yards Per Play | 5.3 | vs Northwestern State (Sep 02, 2017) |
| Points | 24 | vs Northwestern State (Sep 02, 2017) |
| Sacks By | 1 | vs Northwestern State (Sep 02, 2017) |
| First Downs | 22 | vs Northwestern State (Sep 02, 2017) |
| Penalties | 8 | vs Northwestern State (Sep 02, 2017) |
| Penalty Yards | 54 | vs Northwestern State (Sep 02, 2017) |
| Turnovers | 3 | vs Northwestern State (Sep 02, 2017) |
| Punts | 8 | vs Northwestern State (Sep 02, 2017) |
| Punting Avg | 41.1 | vs Northwestern State (Sep 02, 2017) |
| Long Punt | 48 | vs Northwestern State (Sep 02, 2017) |
| Punts inside 20 | 2 | vs Northwestern State (Sep 02, 2017) |
| Long Punt Return | 11 | vs Northwestern State (Sep 02, 2017) |

RUSHING GAME-BY-GAME

| RUSHING | No-Yds/TD | NSU | MSU | WKU | USC | USA | UAB | USM | RICE | NT | FAU | UTEP | UTSA |
|------------------|-----------|---------|-----|-----|-----|-----|-----|-----|------|----|-----|------|------|
| CRAFT, Jarred RB | 16-86/2 | 16-86/2 | | | | | | | | | | | |
| SMITH, J'Mar QB | 10-72/0 | 10-72/0 | | | | | | | | | | | |
| SCOTT, Boston RB | 9-55/0 | 9-55/0 | | | | | | | | | | | |
| DANCY, Jaqwis RB | 2-8/1 | 2-8/1 | | | | | | | | | | | |

RECEIVING GAME-BY-GAME

| RECEIVING | No-Yds/TD | NSU | MSU | WKU | USC | USA | UAB | USM | RICE | NT | FAU | UTEP | UTSA |
|--------------------|-----------|--------|-----|-----|-----|-----|-----|-----|------|----|-----|------|------|
| SCOTT, Boston RB | 4-55/0 | 4-55/0 | | | | | | | | | | | |
| WOODARD, J. WR | 1-53/0 | 1-53/0 | | | | | | | | | | | |
| BONNETTE, R. WR | 2-45/1 | 2-45/1 | | | | | | | | | | | |
| VEAL, Teddy WR | 3-40/0 | 3-40/0 | | | | | | | | | | | |
| WATTS, Marlon WR | 2-25/0 | 2-25/0 | | | | | | | | | | | |
| HARDY, Adrian WR | 1-18/0 | 1-18/0 | | | | | | | | | | | |
| CRAFT, Jarred RB | 1-17/1 | 1-17/1 | | | | | | | | | | | |
| OLIVER, DeJuawn WR | 1-9/0 | 1-9/0 | | | | | | | | | | | |
| GAINES, Marcus WR | 1-9/0 | 1-9/0 | | | | | | | | | | | |
| SMITH, Alfred WR | 2-5/0 | 2-5/0 | | | | | | | | | | | |

PASSING GAME-BY-GAME

| #8 SMITH, J'Mar | Att | Comp | Int | Pct | Yards | TD | Long | Sack | Yds | Effic |
|--------------------|-----------|-----------|----------|-------------|------------|----------|-----------|----------|----------|--------------|
| Northwestern State | 35 | 18 | 0 | 51.4 | 276 | 2 | 53 | 1 | 6 | 136.5 |
| TOTALS | 35 | 18 | 0 | 51.4 | 276 | 2 | 53 | 1 | 6 | 136.5 |

PUNT RETURNS GAME-BY-GAME

| PUNT RETURNS | No-Yds | NSU | MSU | WKU | USC | USA | UAB | USM | RICE | NT | FAU | UTEP | UTSA |
|--------------|--------|------|-----|-----|-----|-----|-----|-----|------|----|-----|------|------|
| VEAL, Teddy | 4-86 | 4-86 | | | | | | | | | | | |

KICK RETURNS GAME-BY-GAME

| KICK RETURNS | No-Yds | NSU | MSU | WKU | USC | USA | UAB | USM | RICE | NT | FAU | UTEP | UTSA |
|---------------|--------|------|-----|-----|-----|-----|-----|-----|------|----|-----|------|------|
| DANCY, Jaqwis | 2-54 | 2-54 | | | | | | | | | | | |
| BONNETTE, R. | 3-49 | 3-49 | | | | | | | | | | | |

INTERCEPTION RETURNS GAME-BY-GAME

| INT RETURNS | No-Yds | NSU | MSU | WKU | USC | USA | UAB | USM | RICE | NT | FAU | UTEP | UTSA |
|----------------|--------|------|-----|-----|-----|-----|-----|-----|------|----|-----|------|------|
| WASHINGTON, D. | 2-26 | 2-26 | | | | | | | | | | | |

FUMBLE RETURNS GAME-BY-GAME

| FUMBLE RETURNS | No-Yds | NSU | MSU | WKU | USC | USA | UAB | USM | RICE | NT | FAU | UTEP | UTSA |
|-----------------|--------|------|-----|-----|-----|-----|-----|-----|------|----|-----|------|------|
| OLIVER, DeJuawn | 1-26 | 1-26 | | | | | | | | | | | |

ALL-PURPOSE YARDS GAME-BY-GAME

| ALL-PURPOSE YARDS | TOTAL | NSU | MSU | WKU | USC | USA | UAB | USM | RICE | NT | FAU | UTEP | UTSA |
|-------------------|-------|-----|-----|-----|-----|-----|-----|-----|------|----|-----|------|------|
| VEAL, Teddy | 126 | 126 | | | | | | | | | | | |
| SCOTT, Boston | 110 | 110 | | | | | | | | | | | |
| CRAFT, Jarred | 103 | 103 | | | | | | | | | | | |
| BONNETTE, R. | 94 | 94 | | | | | | | | | | | |
| SMITH, J'Mar | 72 | 72 | | | | | | | | | | | |
| DANCY, Jaqwis | 62 | 62 | | | | | | | | | | | |
| WOODARD, J. | 53 | 53 | | | | | | | | | | | |
| WASHINGTON, D. | 26 | 26 | | | | | | | | | | | |
| WATTS, Marlon | 25 | 25 | | | | | | | | | | | |
| HARDY, Adrian | 18 | 18 | | | | | | | | | | | |
| OLIVER, DeJuawn | 9 | 9 | | | | | | | | | | | |
| GAINES, Marcus | 9 | 9 | | | | | | | | | | | |
| SMITH, Alfred | 5 | 5 | | | | | | | | | | | |

TOTAL TACKLES GAME-BY-GAME

| TOTAL TACKLES | UA-A | TOT | NSU | MSU | WKU | USC | USA | UAB | USM | RICE | NT | FAU | UTEP | UTSA |
|--------------------|------|-----|-----|-----|-----|-----|-----|-----|-----|------|----|-----|------|------|
| BLANKENSHIP, E. DB | 5-1 | 6 | 5-1 | | | | | | | | | | | |
| KING, DaMarion S | 4-1 | 5 | 4-1 | | | | | | | | | | | |
| BRADFORD, J. DT | 1-4 | 5 | 1-4 | | | | | | | | | | | |
| WASHINGTON, D. LB | 4-1 | 5 | 4-1 | | | | | | | | | | | |
| LEWIS, Darryl S | 3-1 | 4 | 3-1 | | | | | | | | | | | |
| DURMAN, Brandon LB | 2-2 | 4 | 2-2 | | | | | | | | | | | |
| FARRIS, Russell LB | 2-2 | 4 | 2-2 | | | | | | | | | | | |
| HOGAN, Randy LB | 1-3 | 4 | 1-3 | | | | | | | | | | | |
| ROBERTSON, Amik CB | 3-0 | 3 | 3-0 | | | | | | | | | | | |
| FERGUSON, J. DE | 2-1 | 3 | 2-1 | | | | | | | | | | | |
| WALLACE, C. DT | 2-0 | 2 | 2-0 | | | | | | | | | | | |
| MASON, K. DL | 1-1 | 2 | 1-1 | | | | | | | | | | | |
| SAM, Michael CB | 1-1 | 2 | 1-1 | | | | | | | | | | | |
| JACKSON, James S | 1-1 | 2 | 1-1 | | | | | | | | | | | |
| HANNIBAL, Zach CB | 1-1 | 2 | 1-1 | | | | | | | | | | | |
| SNEED, L'Jarvis CB | 2-0 | 2 | 2-0 | | | | | | | | | | | |
| JOHNSON, Cedric DT | 1-0 | 1 | 1-0 | | | | | | | | | | | |
| ROBERSON, Aaron CB | 1-0 | 1 | 1-0 | | | | | | | | | | | |
| BALDWIN, Jordan S | 1-0 | 1 | 1-0 | | | | | | | | | | | |
| TURNER, I. DE | 0-1 | 1 | 0-1 | | | | | | | | | | | |
| CANTY, Deldrick DE | 1-0 | 1 | 1-0 | | | | | | | | | | | |
| YDARRAGA, M. DE | 1-0 | 1 | 1-0 | | | | | | | | | | | |
| SPENCER, Trey CB | 1-0 | 1 | 1-0 | | | | | | | | | | | |
| CLEVELAND, R. LB | 1-0 | 1 | 1-0 | | | | | | | | | | | |
| SCOTT, Collin LB | 0-1 | 1 | 0-1 | | | | | | | | | | | |
| SMITH, J'Mar | 1-0 | 1 | 1-0 | | | | | | | | | | | |
| DANCY, Jaqwis | 0-1 | 1 | 0-1 | | | | | | | | | | | |
| TEAM | 1-0 | 1 | 1-0 | | | | | | | | | | | |
| BAKER, Willie DE | 0-1 | 1 | 0-1 | | | | | | | | | | | |

TOTAL TACKLES FOR LOSS GAME-BY-GAME

| TACKLES FOR LOSS | UA-A | TOT | NSU | MSU | WKU | USC | USA | UAB | USM | RICE | NT | FAU | UTEP | UTSA |
|--------------------|------|-----|--------|-----|-----|-----|-----|-----|-----|------|----|-----|------|------|
| JOHNSON, Cedric DT | 1-0 | 1.0 | 1.0-1 | | | | | | | | | | | |
| WALLACE, C. DT | 1-0 | 1.0 | 1.0-5 | | | | | | | | | | | |
| WASHINGTON, D. LB | 1-0 | 1.0 | 1.0-5 | | | | | | | | | | | |
| BRADFORD, J. DT | 1-0 | 1.0 | 1.0-1 | | | | | | | | | | | |
| FARRIS, Russell LB | 1-0 | 1.0 | 1.0-4 | | | | | | | | | | | |
| CANTY, Deldrick DE | 1-0 | 1.0 | 1.0-10 | | | | | | | | | | | |

LONG PLAYS

20-YARD PLUS PLAYS

| <i>Yards</i> | <i>Type</i> | <i>Player(s)</i> | <i>Opponent</i> |
|--------------|-------------|---------------------------------|--------------------|
| *66 | PR | VEAL, Teddy | Northwestern State |
| 53 | Pass | WOODARD, J. from SMITH, J'Mar | Northwestern State |
| *36 | Pass | BONNETTE, R. from SMITH, J'Mar | Northwestern State |
| 32 | Pass | SCOTT, Boston from SMITH, J'Mar | Northwestern State |
| 29 | KR | DANCY, Jaqwis | Northwestern State |
| 29 | Rush | SCOTT, Boston | Northwestern State |
| *26 | FR | OLIVER, DeJuawn | Northwestern State |
| 25 | KR | DANCY, Jaqwis | Northwestern State |
| 22 | Rush | SMITH, J'Mar | Northwestern State |
| 22 | INT | WASHINGTON, D. | Northwestern State |
| 22 | KR | BONNETTE, R. | Northwestern State |
| 21 | Rush | CRAFT, Jarred | Northwestern State |

* touchdown scored on play

LONG PLAYS BY THE NUMBERS

| <i>Long Plays By Yards</i> | <i>No.</i> | <i>TD</i> |
|----------------------------|------------|-----------|
| 100+ | 0 | 0 |
| 90-99 | 0 | 0 |
| 80-89 | 0 | 0 |
| 70-79 | 0 | 0 |
| 60-69 | 1 | 1 |
| 50-59 | 1 | 0 |
| 40-49 | 0 | 0 |
| 30-39 | 2 | 1 |
| 20-29 | 8 | 1 |

| <i>Long Plays By Type</i> | <i>No.</i> | <i>TD</i> |
|---------------------------|------------|-----------|
| Rushing | 3 | 0 |
| Passing | 3 | 1 |
| Punt returns | 1 | 1 |
| Kick returns | 3 | 0 |
| Interceptions | 1 | 0 |
| Fumble returns | 1 | 1 |
| Other | 0 | 0 |
| TOTAL | 12 | 3 |

20-YARD PLUS BY PLAYER

| <i>Player</i> | <i>No.</i> | <i>TD</i> | <i>R</i> | <i>P</i> | <i>KR</i> | <i>PR</i> | <i>IR</i> | <i>FR</i> |
|----------------|------------|-----------|----------|----------|-----------|-----------|-----------|-----------|
| BONNETTE, R. | 2 | 1 | 0 | 1 | 1 | 0 | 0 | 0 |
| DANCY, Jaqwis | 2 | 0 | 0 | 0 | 2 | 0 | 0 | 0 |
| SCOTT, Boston | 2 | 0 | 1 | 1 | 0 | 0 | 0 | 0 |
| OLIVER, D. | 1 | 1 | 0 | 0 | 0 | 0 | 0 | 1 |
| VEAL, Teddy | 1 | 1 | 0 | 0 | 0 | 1 | 0 | 0 |
| WOODARD, J. | 1 | 0 | 0 | 1 | 0 | 0 | 0 | 0 |
| SMITH, J'Mar | 1 | 0 | 1 | 0 | 0 | 0 | 0 | 0 |
| WASHINGTON, D. | 1 | 0 | 0 | 0 | 0 | 0 | 0 | 1 0 |
| CRAFT, Jarred | 1 | 0 | 1 | 0 | 0 | 0 | 0 | 0 |
| TOTAL | 12 | 3 | 3 | 3 | 3 | 1 | 1 | 1 |

LONGEST PLAYS OF THE YEAR

Rushing

29 SCOTT, Boston vs Northwestern State (9/2/2017)

Rushing Touchdown

4 DANCY, Jaqwis vs Northwestern State (9/2/2017)

Passing

53 WOODARD, J. from SMITH, J'Mar vs Northwestern State (9/2/2017)

Passing Touchdown

36 BONNETTE, R. from SMITH, J'Mar vs Northwestern State (9/2/2017)

Punt Return

66 VEAL, Teddy vs Northwestern State (9/2/2017)

Kick Return

29 DANCY, Jaqwis vs Northwestern State (9/2/2017)

Interception Return

22 WASHINGTON, D. vs Northwestern State (9/2/2017)

Fumble Return

26 OLIVER, DeJuawn vs Northwestern State (9/2/2017)

Punt

47 FARLOW, Brady vs Northwestern State (9/2/2017)

47 FARLOW, Brady vs Northwestern State (9/2/2017)

Field Goal

31 BARNES, J. vs Northwestern State (9/2/2017)