



KINGSLEY KEKE

Junior DT has been a mainstay in the middle of the Aggies' improved defense.

2017 FOOTBALL

GAME 8 NOTES

MISSISSIPPI ST.

(5-2, 2-2 vs. SEC)

AP/USAT Rank: No. RV-43 / RV-19

Head Coach: Dan Mullen (9th season)



TEXAS A&M

(5-2, 3-1 vs. SEC)

AP/USAT Rank: RV-74 / No. 24

Head Coach: Kevin Sumlin (6th season)

Date: Oct. 28, 2017 | Kickoff: 6:15 p.m. CT | Site: Kyle Field, College Station, Texas | TV: ESPN (national)

STATISTICAL LEADERS



PASSING

KELLEN MOND | Fr.
San Antonio, Texas
96-of-179, 1,225 yards, 7 TDs
80 rushes, 318 yards, 3 TDs



TACKLES

TYREL DODSON | So.
Franklin, Tenn.
57 total tackles
8.0 TFL, 4.5 QBS, 3 INT, 4 PBU



ALL-PURPOSE

CHRISTIAN KIRK | Jr.
Scottsdale, Ariz.
109.6 A-P yards/G
29 catches, 360 yards, 5 TDs



DEFENSE

ARMANI WATTS | Sr.
Forney, Texas
49 total tackles (34 solo)
7.5 TFL | 4 INT | 4 PBU

2017 SCHEDULE

L



L, 45-44 | 9/3 | 6:30 PM
Rose Bowl, Pasadena, Calif.

W



W, 24-14 | 9/9 | 6 PM
Kyle Field, College Station, TX

W



W, 45-21 | 9/16 | 11 AM
Kyle Field, College Station, TX

W



W, 50-43 OT | 9/23 | 11 AM
AT&T Stadium, Arlington, TX

W



W, 24-17 | 9/30 | 6:30 PM
Kyle Field, College Station, TX

L



L, 27-19 | 10/7 | 6:15 PM
Kyle Field, College Station, TX

W



W, 19-17 | 10/14 | 6 PM
Ben Hill Griffin Stadium, Gainesville, Fla.



10/28 | 6:15 PM | ESPN
Kyle Field, College Station, TX



11/4 | TBA | TBA
Kyle Field, College Station, TX



11/11 | TBA | TBA
Kyle Field, College Station, TX



11/18 | TBA | TBA
Vaught-Hemingway Stadium, Oxford, Miss.



11/25 | TBA | TBA
Tiger Stadium, Baton Rouge, La.

Follow the Aggies:



@AggieFootball



@AggieFootball

@CoachSumlin



2017 SCHEDULE BREAKDOWN

	UCLA (RV-AP / RV-HC) Sunday, Sept. 3 6:30 p.m. Rose Bowl, Pasadena, Calif. L, 45-44 TV: Fox	UCLA rallied from a 34-point deficit to beat the Aggies, 45-44 ... it was the largest lead lost in school history ... T. Williams became 4th Aggie w. multiple games w. 200+ rushing yards ... A. Watts has game-hi 13 tackles, 2 PBU, 1 FF, 1 RF.
	NICHOLLS Saturday, Sept. 9 6 p.m. Kyle Field, College Station, Texas W, 24-14 TV: ESPNU	Aggies scored final 10 points of the game to pull away from Colonels, who tied the contest at 14-14 early in 4th Q ... TAMU leans on little-used RB K. Bussey to close out game (15 rushes, 97 yards, 1 TD) ... no turnovers by Aggies for 2nd straight game.
	UL LAFAYETTE Saturday, Sept. 16 11 a.m. Kyle Field, College Station, Texas W, 45-21 TV: SEC Network	Texas A&M rallied from a 7-point halftime deficit (21-14) to win, 45-21. Defense pitched 2nd half shutout, while offense scored 31 unanswered ... K. Mond 1st true freshman 300-yard passer, 4 TD contributed by members of 2017 signing class.
	vs. Arkansas (NR-AP / RV-HC) Saturday, Sept. 23 11 a.m. AT&T Stadium, Arlington, Texas W, 50-43 OT TV: ESPN	Aggies win 6th straight meeting vs. ARK, matching longest win streak in school history (1938-43) ... required OT for the 3rd time in last four matchups ... C. Kirk contributes 3 TDs (2 rec/1 KOR), 246 A-P yards ... A. Watts clinches with INT in the endzone.
	SOUTH CAROLINA (NR-AP/RV-HC) Saturday, Sept. 30 6:30 p.m. Kyle Field, College Station, Texas W, 24-17 TV: SEC Network	Aggies rally from a 10-pt 2nd half deficit to remain unbeaten vs. their permanent cross-division rival (4-0) ... K. Ford scores 2 TDs while rushing for 70 yards on 12 carries ... K. Mond accounts for 254 total yards, including game-high 95 rush yards.
	ALABAMA (#1-AP / #1-HC) Saturday, Oct. 7 6:15 p.m. Kyle Field, College Station, Texas L, 27-19 TV: ESPN	K. Mond posts rushing and passing TD while connecting on 19-of-29 passes ... T. Dodson has career-high 16 tackles, including 2.5 TFL, 1.0 QBS, 2 QBH ... D. Renfro forces 1st Tide turnover of 2017, recovered by D. Capers-Smith
	at Florida (RV-AP / RV-HC) Saturday, Oct. 14 6 p.m. Ben Hill Griffin Stadium, Gainesville, Fla. TV: ESPN2	Aggies win first game in state of Fla. since 1944 ... 1st ever win by Aggies in Gainesville ... 19 points is lowest point total in an Aggie win since 2010 (9-6 over Nebraska) ... 4th 2nd half comeback of season ... career hi 12 tackles by O. Alaka ... 4 FGs by D. LaCamera
	MISSISSIPPI STATE Saturday, Oct. 28 6:15 p.m. Kyle Field, College Station, Texas TV: ESPN	Series record: Series tied 5-5 Kevin Sumlin seeking 50th victory as Aggies' head coach ... home team has won the last 4 meetings between TAMU-MSU ... 3rd straight night game at Kyle Field
	AUBURN Saturday, Nov. 4 TBA Kyle Field, College Station, Texas TV: TBA	Series record: Texas A&M leads 5-2
	NEW MEXICO Saturday, Nov. 11 TBA Kyle Field, College Station, Texas TV: TBA	Series record: Texas A&M leads 3-0
	at Ole Miss Saturday, Nov. 18 TBA Vaught-Hemingway Stadium, Oxford, Miss. TV: TBA	Series record: Texas A&M leads 6-3
	at LSU Saturday, Nov. 25 TBA Tiger Stadium, Baton Rouge, La. TV: TBA	Series record: LSU leads 32-20-3



SETTING THE SCENE ...

MISSISSIPPI STATE @ TEXAS A&M

KICKOFF: 6:15 p.m. CT

SITE: Kyle Field, College Station, Texas (cap. 102,733)

RANKINGS:

Mississippi: (RV - AP / RV - HC)

Texas A&M: (RV - AP / No. 24 - HC)

TELEVISION:

ESPN (National)

Mark Jones, play-by-play

Rod Gilmore, analyst

Quint Kessenich, sideline

RADIO:

Compass Media (National)

Gregg Daniels, play-by-play

Tony Hill, analyst

Texas A&M Radio Network (Regional)

The Texas A&M Radio Network provides coverage via nearly 60 stations across the state of Texas. For a complete list of affiliates, please go to 12thMan.com.

Dave South, play-by-play

Dave Elmendorf, analyst

Will Johnson, sideline

Texas A&M Spanish Network (Regional)

Texas A&M's Spanish broadcast can be heard on radio stations in Dallas, San Antonio, Houston, El Paso, Brownsville and McAllen, Texas. Locally, the TAMU Spanish Network can be heard on 1550 AM.

Pedro Vela Almaguer, play-by-play

Noel Orellana, analyst

SIRIUS XM:

The Texas A&M Radio Network call of the game can be heard on SiriusXM 138 / 190.

SERIES VS. MISSISSIPPI STATE:

Series tied, 5-5

1912	Houston	W	41	7
1913	College Station	L	0	6
1915	College Station	L	0	7
10 / 9 / 37	Tyler	W	14	0
12 / 31 / 00	Shreveport (OT) (Independence Bowl)	L	41	43
11 / 3 / 12	Starkville	W	38	13
11 / 9 / 13	College Station	W	51	41
10 / 4 / 14	Starkville	L	31	48
10 / 3 / 15	College Station	W	30	17
11 / 5 / 16	Starkville	L	28	35





KEVIN SUMLIN

Head Coach

Years at TAMU: 6th (hired Dec. 10, 2011)

Coaching Record 49-23 at Texas A&M / 84-40 overall (10th season)

Birthdate: Aug. 3, 1964

Hometown: Indianapolis, Ind.

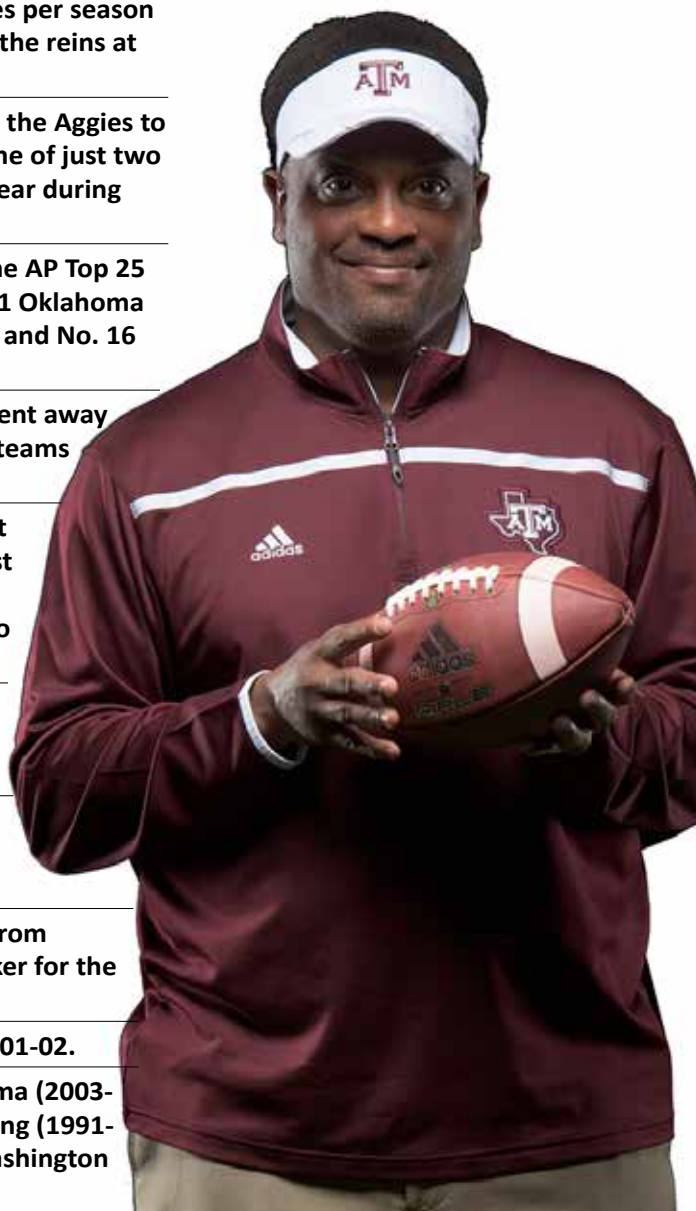
Wife: Charlene

Children: daughters Courtney and Shelby, sons Jackson and Joey

High School: Brebeuf Jesuit Prep, Indianapolis, Ind.

College: Purdue, 1988

- Head coach Kevin Sumlin has averaged nearly nine victories per season while competing in the rugged SEC West since taking over the reins at Texas A&M in 2012.
- Sumlin was just the second Texas A&M head coach to lead the Aggies to at least eight wins in his each of his first five years. He is one of just two SEC head coaches to have won at least eight games each year during that span.
- Sumlin's record against non-conference teams ranked in the AP Top 25 is a perfect 5-0 (wins over No. 22 Louisiana Tech and No. 11 Oklahoma in 2012, No. 22 Duke in 2013, No. 15 Arizona State in 2015 and No. 16 UCLA in 2016).
- Sumlin's Aggies have beaten at least one AP Top 25 opponent away from Kyle Field each year, and his 12 victories over top 25 teams from 2012-16 rank among the most in college football.
- Sumlin was the first Texas A&M coach to win three straight bowl games (2012-14). His three bowl wins match the most by a Texas A&M head coach (Slocum had three from 1989-2002). He was the second head coach in program history to take his first five squads to a bowl game.
- Sumlin was the 2012 SEC Coach of the Year by the Associated Press and the SEC Co-Coach of the Year by the league head coaches.
- Sumlin was a 2009, 2011 and 2012 Paul "Bear" Bryant Coach of the Year finalist, and an AFCA Coach of the Year finalist in 2011.
- He earned his degree in Criminology and Criminal Justice from Purdue University in 1988. Sumlin was a standout linebacker for the Boilermakers from 1983-86.
- Sumlin served as an assistant coach at Texas A&M from 2001-02.
- Other assistant coaching stops for Sumlin include: Oklahoma (2003-07), Purdue (1998-2000), Minnesota (1993-97) and Wyoming (1991-92). He got his coaching start as a graduate assistant at Washington State from 1989-90.



SUMLIN'S YEARLY RECORD

2008

UNIVERSITY OF HOUSTON (8-5 • 6-2 C-USA/3rd in West)

8/30	W	55-3	Southern
9/6	L	37-56	at Oklahoma St.
9/13	L	28-31	vs. Air Force (Dallas)
9/20	L	25-28	at Colorado St.
9/27	W	41-24	+ at East Carolina (#23/RV)
10/8	W	45-20	+ UAB
10/18	W	44-38	+ at SMU
10/28	L	23-37	+ at Marshall
11/8	W	42-34	+ Tulane
11/15	W	70-30	+ Tulsa (#25/24)
11/22	W	42-37	+ UTEP
11/29	L	42-56	+ at Rice
12/31	W	34-28	vs. Air Force

Bell Helicopter Armed Forces Bowl – Fort Worth, Texas

2009

UNIVERSITY OF HOUSTON (10-4 • 6-2 C-USA/t1st in West)

9/5	W	55-7	Northwestern St.
9/12	W	45-35	at Oklahoma St. (#5/6)
9/26	W	29-28	Texas Tech
10/3	L	41-58	+ at UTEP
10/10	W	31-24	at Mississippi St.
10/17	W	44-16	+ at Tulane
10/24	W	38-15	+ SMU
10/31	W	50-43	+ Southern Miss
11/7	W	46-45	+ at Tulsa
11/14	L	32-37	+ at UCF
11/21	W	55-14	+ Memphis
11/28	W	73-14	+ Rice
12/5	L	32-38	at East Carolina

Conference USA Championship Game – Greenville, N.C.

12/31	L	20-47	vs. Air Force
-------	---	-------	---------------

Bell Helicopter Armed Forces Bowl – Fort Worth, Texas

2010

UNIVERSITY OF HOUSTON (5-7 • 4-4 C-USA/3rd in West)

9/4	W	68-28	Texas St.
9/10	W	54-24	+ UTEP
9/18	L	13-31	at UCLA
9/25	W	42-23	+ Tulane
10/9	L	24-47	Mississippi St.
10/16	L	31-34	+ at Rice
10/23	W	45-20	+ at SMU
10/30	W	56-17	+ at Memphis
11/5	L	33-40	+ UCF
11/13	L	25-28	+ Tulsa
11/20	L	41-59	+ at Southern Miss
11/27	L	20-35	at Texas Tech

2011

UNIVERSITY OF HOUSTON (+13-1 • 8-0 C-USA/1st in West)

9/3	W	38-34	UCLA
9/10	W	48-23	at North Texas
9/17	W	35-34	at Louisiana Tech
9/24	W	56-0	Georgia St.
9/29	W	49-42	+ at UTEP
10/8	W	56-3	+ East Carolina
10/22	W	63-28	+ Marshall
10/27	W	73-34	+ Rice
11/5	W	56-13	+ at UAB
11/10	W	73-17	+ at Tulane
11/19	W	37-7	+ SMU
11/25	W	48-16	+ at Tulsa
12/3	L	28-49	Southern Miss

Conference USA Championship Game – Houston, Texas

1/1	*W	30-14	Penn St.
-----	----	-------	----------

TicketCity Bowl, Fort Worth, Texas

* — Kevin Sumlin resigned as UH head coach on Dec. 10, 2011 and did not coach the Cougars in the bowl game. His overall record does not reflect the victory.

2012

TEXAS A&M

(11-2 • 6-2 SEC/t2nd in West)

9/8	L	17-20	+ Florida (#23/24)
9/15	W	48-3	at SMU
9/22	W	70-14	South Carolina St.
9/29	W	58-10	+ Arkansas
10/6	W	30-27	+ at Ole Miss
10/13	W	59-57	vs. La. Tech (#23/24) (Shreveport, La.)
10/20	L	19-24	+ LSU (#6/6)
10/27	W	63-21	+ at Auburn
11/3	W	38-13	+ at Mississippi St. (#17/18)
11/10	W	29-24	+ at Alabama (#1/1)
11/17	W	47-28	Sam Houston St.
11/24	W	59-29	+ Missouri
1/4	W	41-13	vs. Oklahoma (#12/11)

AT&T Cotton Bowl, Arlington, Texas

2013

TEXAS A&M

(9-4 • 4-4 SEC/4th in West)

8/31	W	52-31	Rice
9/7	W	65-28	Sam Houston St.
9/14	L	42-49	+ Alabama (#1/1)
9/21	W	42-13	SMU
9/28	W	45-33	+ at Arkansas
10/12	W	41-38	+ at Ole Miss
10/19	L	41-45	+ Auburn (#24/RV)
10/26	W	56-24	+ Vanderbilt
11/2	W	57-7	UTEP
11/9	W	51-41	+ Mississippi St.
11/23	L	10-34	+ at LSU (#18/19)
11/30	L	21-28	+ at Missouri (#5/6)
12/31	W	52-48	+ vs. Duke (#22/21)

Chick-fil-A Bowl, Atlanta, Ga.

2014

TEXAS A&M

(8-5 • 3-5 SEC/6th in West)

8/28	W	52-28	+ at South Carolina (#9/9)
9/6	W	73-3	Lamar
9/13	W	38-10	Rice
9/20	W	58-6	at SMU
9/27	W	35-28 (OT)	+ vs. Arkansas (Arlington, Texas)
10/4	L	31-48	+ at Mississippi St. (#12/14)
10/11	L	20-35	+ Ole Miss (#3/4)
10/18	L	0-59	+ at Alabama (#7/7)
11/1	W	21-16	ULM
11/8	W	41-38	+ at Auburn (#3/3)
11/15	L	27-34	+ Missouri
11/27	L	17-23	+ LSU
12/29	W	45-37	vs. West Virginia

AutoZone Liberty Bowl, Memphis, Tenn.

2015

TEXAS A&M

(8-5 • 4-4 SEC/t5th in West)

9/5	W	38-17	vs. Arizona St. (#15/16) (Houston)
9/12	W	56-23	Ball St.
9/19	W	44-27	Nevada
9/26	W	28-21 (OT)	+ vs. Arkansas (Arlington, Texas)
10/3	W	30-17	+ Mississippi St. (#21/22)
10/17	L	23-41	+ Alabama (#10/9)
10/24	L	3-23	+ at Ole Miss (#24/23)
10/31	W	35-28	+ South Carolina
11/7	L	10-26	+ Auburn
11/14	W	41-17	Western Carolina
11/21	W	25-0	+ at Vanderbilt
11/28	L	7-19	+ at LSU
12/30	L	21-27	vs. Louisville

Franklin Mortgage Music City Bowl, Nashville, Tenn.

2016

TEXAS A&M

(8-5 • 4-4 SEC/4th in West)

9/3	W	31-24 (OT)	UCLA (#16/24)
9/10	W	67-0	Prairie View A&M
9/17	W	29-16	+ at Auburn
9/24	W	45-24	+ vs. Arkansas (#17/18) (Arlington, Texas)
10/3	W	24-13	+ at South Carolina
10/8	W	45-38 (2OT)	+ Tennessee (#9/9)
10/22	L	14-33	+ at Alabama (#1/1)
10/29	W	52-10	New Mexico State
11/5	L	28-35	+ at Mississippi St.
11/12	L	28-29	+ Ole Miss
11/19	W	23-10	UTSA
11/24	L	39-54	+ LSU (#25/RV)
12/28	L	28-33	Kansas State

Advocate V100 Texas Bowl, Houston, Texas

2017

TEXAS A&M

(5-2 • 3-1 SEC)

9/3	L	44-45	at UCLA
9/9	W	24-14	Nicholls St.
9/16	W	45-21	UL-Lafayette
9/23	W	50-43 OT	+ vs. Arkansas (Arlington, Texas)
9/30	W	24-17	+ South Carolina
10/7	L	19-27	+ Alabama (#1/1)
10/14	W	19-17	+ at Florida
10/28			+ Mississippi St.
11/4			+ Auburn
11/11			New Mexico
11/18			+ at Ole Miss
11/25			+ at LSU

+ - denotes SEC game
(AP/USA Today head coaches polls)

TEXAS A&M COACHES SPEED CHART

SIDELINE



KEVIN SUMLIN
HEAD COACH



JOHN CHAVIS
ASSOC. HEAD COACH /
DEFENSIVE COOR.
LINEBACKERS



NOEL MAZZONE
OFFENSIVE COOR. /
QUARTERBACKS



JEFF BANKS
SPECIAL TEAMS COOR. /
TIGHT ENDS



RON COOPER
SECONDARY



AARON MOOREHEAD
WIDE RECEIVERS

PRESS BOX



CLARENCE MCKINNEY
RUNNING BACKS



TERRY PRICE
DEFENSIVE ENDS




DAVID TURNER
RUN DEFENSE COOR. /
DEFENSIVE TACKLES



JIM TURNER
OFFENSIVE LINE



MARK HOCKE
FOOTBALL SPORTS
PERFORMANCE



KYLE FIELD

- Home of the Aggies since 1905. Stadium built in 1927 and the horseshoe enclosed in 1929.
- Capacity.: 102,733
- Stadium record crowd is 110,633 (A&M vs. Ole Miss, 10/11/2014).
- Kyle Field is named for former A&M Dean of Agriculture Edwin Jackson Kyle, who donated a 400 x 400-foot area of the southern edge of campus that had been assigned to him for horticultural experiments. It became the home of the Aggies.
- Texas A&M finished a \$485 million redevelopment of Kyle Field in time for the 2015 season that made the Home of the 12th Man the largest football stadium in the SEC and the state of Texas.
- Texas A&M has led the SEC in home attendance the past three seasons, and ranked No. 3 in FBS in 2016.

Texas A&M ranked No. 3 in home attendance in 2016 with an average of 101,917 per game, and the Aggies have led the Southeastern Conference in attendance for the past three years.

KYLE FIELD RECORD CROWDS

110,633	Ole Miss (2014)	L, 35-20
106,248	Tennessee (2016)	W, 45-38 ²⁰¹⁷
105,829	LSU (2014)	L, 23-17
105,733	Alabama (2015)	L, 41-23
104,892	Ole Miss (2016)	L, 29-28
104,756	Missouri (2014)	L, 34-27
104,728	Lamar (2014)	W, 73-3
104,625	Auburn (2015)	L, 26-10
104,455	Mississippi State (2015)	W, 30-17
104,213	Ball State (2015)	W, 56-23

KYLE FIELD RECORD SEASON AVERAGES

1.	105,122	2014	630,735 / 6 games
2.	103,622	2015	725,354 / 7 games
3.	101,917	2016	713,418 / 7 games
4.	87,183	2011	610,283 / 7 games
5.	87,125	2013	697,003 / 8 games
6.	87,014	2012	522,083 / 6 games
7.	82,711	2001	496,268 / 6 games
8.	82,477	2010	577,338 / 7 games
9.	82,207	2007	575,450 / 7 games
10.	82,193	2008	575,351 / 7 games

LAST 10 SINGLE GAME PERFORMANCES

10 OR MORE TACKLES GAME

Player	Date	Opp.	Tackles
OTARO ALAKA	14-OCT-17	@ FLORIDA	12
TYREL DODSON	14-OCT-17	@ FLORIDA	11
TYREL DODSON	7-OCT-17	ALABAMA	16
ARMANI WATTS	3-SEP-17	@ UCLA	13
Shaan Washington	28-Dec-16	N Kansas State	11
Otaro Alaka	24-Nov-16	LSU	11
Shaan Washington	24-Nov-16	LSU	11
Shaan Washington	19-Nov-16	UTSA	10
Justin Evans	12-Nov-16	Ole Miss	12
Armani Watts	5-Nov-16	@ Mississippi State	12

300-YARD PASSING GAME

Player	Date	Opp.	Pass Yards
KELLEN MOND	16-SEP-17	LOUISIANA	301
Trevor Knight	28-Dec-16	N Kansas State	310
Trevor Knight	10-Sep-16	Prairie View A&M	344
Jake Hubenak	30-Dec-15	N Louisville	307
Kyle Allen	21-Nov-15	@ Vanderbilt	336
Kyle Allen	3-Oct-15	Mississippi State	322
Kyle Allen	26-Sep-15	N Arkansas	358
Kenny Hill	11-Oct-14	Ole Miss	401
Kenny Hill	4-Oct-14	@ Mississippi State	365
Kenny Hill	27-Sep-14	N Arkansas	386

100-YARD RUSHING GAME

Player	Date	Opp.	Rush Yards
KEITH FORD	23-SEP-17	N ARKANSAS	102
KELLEN MOND	23-SEP-17	N ARKANSAS	109
JACOB KIBODI	16-SEP-17	LOUISIANA	101
KEITH FORD	3-SEP-17	@ UCLA	114
TRAYVEON WILLIAMS	3-SEP-17	@ UCLA	203
Keith Ford	24-Nov-16	LSU	100
Trevor Knight	8-Oct-16	Tennessee	110
Trayveon Williams	8-Oct-16	Tennessee	217
Trevor Knight	24-Sep-16	N Arkansas	157
Trayveon Williams	24-Sep-16	N Arkansas	153

100-YARD RECEIVING GAME

Player	Date	Opp.	Receiving Yards
CHRISTIAN KIRK	23-SEP-17	N ARKANSAS	110
Josh Reynolds	28-Dec-16	N Kansas State	154
Christian Kirk	24-Nov-16	LSU	107
Speedy Noil	24-Nov-16	LSU	102
Christian Kirk	5-Nov-16	@ Mississippi State	144
Josh Reynolds	24-Sep-16	N Arkansas	141
Christian Kirk	10-Sep-16	Prairie View A&M	106
Josh Reynolds	30-Dec-15	N Louisville	177
Josh Reynolds	21-Nov-15	@ Vanderbilt	105
Christian Kirk	14-Nov-15	Western Carolina	122

10 OR MORE RECEPTIONS GAME

Player	Date	Opp.	REC
Josh Reynolds	28-Dec-16	N Kansas State	12
Christian Kirk	1-Oct-16	@ South Carolina	12
Christian Kirk	30-Dec-15	N Louisville	10
Josh Reynolds	30-Dec-15	N Louisville	11
Speedy Noil	11-Oct-14	Ole Miss	11
Ricky Seals-Jones	4-Oct-14	@ Mississippi State	10
Malcome Kennedy	28-Aug-14	@ South Carolina	14
Mike Evans	19-Oct-13	Auburn	11
Ryan Swope	10-Nov-12	@ Alabama	11
Ryan Swope	20-Oct-12	LSU	10

200-YARD ALL-PURPOSE GAME

Player	Date	Opp.	A-P Yards
CHRISTIAN KIRK	23-SEP-17	N ARKANSAS	246
TRAYVEON WILLIAMS	3-SEP-17	UCLA	203
Christian Kirk	24-Nov-16	LSU	212
Christian Kirk	5-Nov-16	@ Mississippi State	237
Trayveon Williams	8-Oct-16	Tennessee	217
Christian Kirk	17-Oct-15	Alabama	212
Christian Kirk	26-Sep-15	N Arkansas	255
Christian Kirk	5-Sep-15	N Arizona State	224
Trey Williams	29-Dec-14	N West Virginia	235
Mike Evans	19-Oct-13	Auburn	287

SQUAD BREAKDOWN

STARTERS RETURNING

OFFENSE (5)

WR	Christian Kirk, 5-11, 200, Jr-2L, Scottsdale, AZ (12 starts in 2016)
RG	Connor Lanfear, 6-6, 315, Jr-2L, Buda, TX (8 starts in 2016)
C	Erik McCoy, 6-4, 305, So-1L, Lufkin, TX (13 starts in 2016)
LG	Colton Prater, 6-4, 295, So-1L, Bossier City, LA (12 starts in 2016)
RB	Keith Ford, 5-11, 215, Sr-1L, Cypress, TX (9 starts in 2016)

DEFENSE (7)

DT	Zaycoven Henderson, 6-2, 300, Sr-3L, Longview, TX (13 starts in 2016)
DT	Kingsley Keke, 6-4, 310, Jr-2L, Richmond, TX (9 starts in 2016)
LB	Otaro Alaka, 6-3, 240, Jr-2L, Houston, TX (13 starts in 2016)
Nic	Donovan Wilson, 6-1, 206, Sr-2L, Shreveport, LA (7 starts in 2016)
CB	Nick Harvey, 5-10, 185, Sr-3L, Lancaster, TX (12 starts in 2016)
CB	Priest Willis, 6-2, 200, Sr-1L, Tempe, AZ (7 starts in 2016)
FS	Armani Watts, 5-11, 200, Sr-3L, Forney, TX (9 starts in 2016)

SPECIAL TEAMS (4 POSITIONS)

PLK	Daniel LaCamera, 6-4, 223, Jr-1L, Tarpon Springs, FL (17-of-23, 50-of-50)
P	Shane Tripucka, 6-3, 210, Sr-1L, Allen, TX (43.2 avg, 27 Inside 20)
SNP	Austin Frey, 6-1, 225, Jr-2L, Tomball, TX (Snaps on punts)
PR	Christian Kirk, 5-11, 200, Jr-2L, Scottsdale, AZ (24.5 avg./3 TDs)

STARTERS LOST

OFFENSE (6)

WR	Josh Reynolds, Three Letters, San Antonio, TX (13 starts in 2016)
WR	Ricky Seals-Jones, Three Letters, Sealy, TX (9 starts in 2016)
WR	Speedy Noil, Three Letters, New Orleans, LA (8 starts in 2016)
LT	Avery Gennessy, Two Letters, Southaven, MS (13 starts in 2016)
RT	Jermaine Eluemunor, Two Letters, Denville, NJ (12 starts in 2016)
QB	Trevor Knight, One Letter, San Antonio, TX (11 starts in 2016)

DEFENSE (4)

DE	Myles Garrett, Three Letters, Arlington, TX (9 starts in 2016)
DE	Daeshon Hall, Four Letters, Seattle, WA (13 starts in 2016)
LB	Shaan Washington, Four Letters, Alexandria, LA (13 starts in 2016)
SS	Justin Evans, Two Letters, Wiggins, MS (13 starts in 2016)

SPECIAL TEAMS (3)

HOL	Conner McQueen, Four Letters, Klein, TX (perfect on holds)
SNP	Christian Robertson, Two Letters, Grapevine, TX (Snapped on PAT/FG)
KR	Justin Evans, Two Letters, Wiggins, MS (28.9 avg. per return/Long 90)

RETURNING STATISTICAL LEADERS

RUSHING

Trayveon Williams, RB	156 carries, 1,057 net yards, 8 TD
Keith Ford, RB	126 carries, 669 net yards, 6 TD

PASSING

Jake Hubenak, QB	61-of-104, 844 yards, 2 Int, 6 TD (career 1,283/9/3)
------------------	--

RECEIVING

Christian Kirk, WR	83 receptions, 928 yards, 9 TD (career 163/1,937/16)
Trayveon Williams, RB	19 receptions, 91 yards, 0 TD

ALL-PURPOSE

Christian Kirk, WR/RS	35 rush, 928 receive, 282 PR, 173 KOR, 1,418 A-P
Trayveon Williams, RB/RS	1,057 rush, 91 receive, 0 PR, 82 KOR, 1,230 A-P

SPECIAL TEAMS

Christian Kirk, RS	13-282 PR yards, 21.7 avg., 6-173 KOR yards, 28.8 avg.
Daniel LaCamera, P	17-24 FG, 54-54 PAT, 105 points
Shane Tripucka, P	69-2962 yards, 42.9 avg., 27 I20, 27 FC, 16 50+, 0 TB

TACKLES

Otaro Alaka, LB	74 tackles, 9 TFL, 2 QB sacks, 1 PBU, 1 Forced Fumble
Nick Harvey, DB	66 tackles, 1 INT, 10 PBU, 1 Fumble Recovered
Donovan Wilson, DB	59 tackles, 1 INT, 2 PBU, 2 QB Hurries
Armani Watts, DB	56 tackles, 6 TFL, 2 INT, 3 PBU, 2 FF, 2 RCF
Zaycoven Henderson, DL	40 tackles, 10 TFL, 3 QBS
Kingsley Keke, DL	37 tackles, 7 TFL, 4 QBS
Larry Pryor, DB	34 tackles, 1 INT
Priest Willis, DB	33 tackles, 1 INT, 8 PBU

LETTERMEN RETURNING (41)

Offense (16) – Austin Anderson, Kendall Bussey, Calvin Cline, Kwame Etwi, Keith Ford, Jake Hubenak, Jamal Jeffery, Christian Kirk, Connor Lanfear, Koda Martin, Erik McCoy, Colton Prater, Damion Ratley, Tanner Schorp, Keaton Sutherland, Trayveon Williams

Defense (22) – Otaro Alaka, Jesse Brown, DeShawn Capers-Smith, Clifford Chattman, Qualen Cunningham, Tyrel Dodson, Justin Dunning, Landis Durham, Roney Elam, Riley Garner, Cullen Gillaspia, Nick Harvey, Zaycoven Henderson, Jarrett Johnson, Kingsley Keke, Daylon Mack, Charles Oliver, Larry Pryor, Dwaine Thomas, Armani Watts, Priest Willis, Donovan Wilson

Special Teams (3) – Austin Frey, Braden Mann, Shane Tripucka

LETTERMEN LOST (28)

Offense (12) – Tank Davis, Jermaine Eluemunor, Avery Gennessy, Frank Iheanacho, Trevor Knight, Boone Niederhofer, Speedy Noil, Edward Pope, Josh Reynolds, Ricky Seals-Jones, Jeremy Tabuyo, James White

Defense (14) – Reggie Chevis, Victor Davis, Noel Ellis, Justin Evans, Myles Garrett, Claude George, Daeshon Hall, James Lockhart, Jordan Mastrogiovanni, Richard Moore, Will Paulhill, Alex Sezer, Jr., Hardreck Walker, Shaan Washington

Special Teams (2) – Conner McQueen, Christian Robertson

TEXAS A&M DEPTH CHART

OFFENSE

WR	4	Damion Ratley, 6-3, 195, Sr-2L, Yoakum, TX (Yoakum/Blinn JC)
	13	Kendrick Rogers, 6-3, 210, Fr-RS, Frankston, TX (Frankston)
	16	Clyde Chriss, 6-0, 175, Fr-RS, New Orleans, LA (Warren Easton)
LT	75	Koda Martin, 6-6, 310, Jr-2L, Manvel, TX (Manvel)
	65	Dan Moore, Jr., 6-5, 317, Fr-HS, Beaumont, TX (West Brook)
LG <small><or></small>	76	COLTON PRATER , 6-4, 300, So-1L, Bossier City, LA (Airline)
	77	Ryan McCollum, 6-5, 295, Fr-RS, Spring, TX (Klein Oak)
	54	Carson Green, 6-6, 300, Fr-HS, Southlake, TX (Carroll)
C	64	ERIK MCCOY , 6-4, 315, So-1L, Lufkin, TX (Lufkin)
	77	Ryan McCollum, 6-5, 295, Fr-RS, Spring, TX (Klein Oak)
RG <small><or></small>	70	CONNOR LANFEAR , 6-6, 320, Jr-2L, Buda, TX (Buda)
	73	Jared Hocker, 6-5, 318, Fr-HS, North Richland Hills, TX (Birdville)
	66	Robert Congel, 6-3, 315, Fr-HS, Greenwood Village, CO (IMG Acad.)
RT	78	Keaton Sutherland, 6-5, 310, Jr-2L, Flower Mound, TX (Marcus)
	79	Christian Daimler, 6-7, 325, Gr-TR, Houston, TX (Stratford/OU)
TE <small><or></small> <small><or></small>	89	Kalvin Cline, 6-5, 240, Gr-1L, Ft. Lauderdale, FL (Pine Crest/VT)
	15	Aaron Hansford, 6-3, 230, Fr-RS, Washington, DC (St. John's)
	86	Tanner Schorp, 6-3, 245, Sr-2L, San Antonio, TX (Reagan)
WR	9	Jhamon Ausbon, 6-2, 220, Fr-HS, Houston, TX (IMG Academy)
	2	Hezekiah Jones, 5-11, 200, Fr-HS, Stafford, TX (Stafford)
	1	Quartney Davis, 6-2, 200, Fr-RS, Houston, TX (Langham Creek)
WR	3	CHRISTIAN KIRK , 5-11, 200, Jr-2L, Scottsdale, AZ (Saguaro)
	6	Roshaud Paul, 6-0, 180, Fr-HS, Bremond, TX (Bremond)
QB <small><or></small> <small><or></small>	10	Jake Hubenak, 6-3, 225, Jr-1L, Georgetown, TX (Georgetown)
	11	Kellen Mond, 6-2, 210, Fr-HS, San Antonio, TX (IMG Academy)
	17	Nick Starkel, 6-3, 215, Fr-RS, Argyle, TX (Liberty Christian)
	8	Connor Blumrick, 6-5, 210, Fr-HS, Pearland, TX (Pearland)
TB <small><or></small>	7	KEITH FORD , 5-11, 215, Sr-1L, Cypress, TX (Cy Ranch/Oklahoma)
	5	Trayveon Williams, 5-9, 200, So-1L, Houston, TX (C.E. King)
	25	Kendall Bussey, 5-9, 200, So-1L, New Orleans, LA (Newman)
	23	Jacob Kibodi, 6-2, 210, Fr-HS, Baton Rouge, LA (Christian Life)
	22	Kwame Etwi, 5-9, 200, Jr-2L, Conroe, TX (Oak Ridge)

DEFENSE

DE	9	Qualen Cunningham, 6-3, 245, Sr-3L, Chandler, AZ (Hamilton)
	46	Landis Durham, 6-3, 255, Jr-2L, Plano, TX (East)
	8	Justin Dunning, 6-4, 240, So-1L, Whitehouse, TX (Whitehouse)
DT	92	ZAYCOVEN HENDERSON , 6-2, 305, Sr-3L, Longview, TX (Longview)
	95	Justin Madubuike, 6-3, 305, Fr-RS, McKinney, TX (North)
DT	88	KINGSLEY KEKE , 6-4, 305, Jr-2L, Richmond, TX (George Ranch)
	5	Daylon Mack, 6-1, 320, Jr-2L, Gladewater, TX (Gladewater)
DE	40	Jarrett Johnson, 6-3, 265, Sr-2L, Katy, TX (Seven Lakes)
	2	Micheal Clemons, 6-5, 255, So-TR, Garland, TX (Sachse/Cisco (TX) JC)
WLB	42	OTARO ALAKA , 6-3, 240, Jr-2L, Houston, TX (Cy Falls)
	19	Anthony Hines III, 6-3, 220, Fr-HS, Plano, TX (East)
MLB	25	Tyrel Dodson, 6-2, 242, So-1L, Franklin, TN (Centennial)
	58	Braden White, 5-11, 220, Fr-RS, Florence, AL (Florence)
	50	Mac Labhart, 6-0, 225, Jr-SQ, Dallas, TX (St. Mark's)
SLB	7	Buddy Johnson, 6-2, 220, Fr-HS, Dallas, TX (Kimball)
	12	Cullen Gillaspia, 6-2, 230, Jr-1L, Katy, TX (Taylor)
	35	Riley Garner, 6-3, 225, Jr-2L, College Station, TX (A&M Consol.)
RCB	10	Myles Jones, 6-4, 177, Fr-HS, Magnolia, TX (West)
	24	PRIEST WILLIS , 6-2, 205, Sr-1L, Tempe, AZ (Marcos De Niza/UCLA)
	16	Kemah Siverand, 6-1, 200, So-SQ, Cypress, TX (Cypress Ridge)
LCB	21	Charles Oliver, 6-2, 193, So-1L, Fairfield, TX (Fairfield)
	29	Debione Renfro, 6-2, 190, Fr-HS, Pearland, TX (Pearland)
SS	23	ARMANI WATTS , 5-11, 205, Sr-3L, Forney, TX (North)
	14	Keldrick Carper, 6-2, 190, Fr-HS, Plain Dealing, LA (Plain Dealing)
	20	Ikenna Okeke, 6-3, 215, Fr-RS, Smyrna, TN (Smyrna)
FS	11	Larry Pryor, 6-0, 205, So-1L, Sulphur Springs, TX (Sulphur Springs)
	4	Derrick Tucker, 6-1, 200, Fr-HS, Manvel, TX (Manvel)
	18	Antonio Howard, 5-10, 195, So-RS, Miami, FL (Miami Lakes/Independence (KS) CC)
NICK	24	PRIEST WILLIS , 6-2, 205, Sr-1L, Tempe, AZ (Marcos De Niza/UCLA)
	26	Deshawn Capers-Smith, 6-0, 192, Jr-2L, New Orleans, LA (Warren Easton)
	27	Roney Elam, 6-2, 188, So-1L, Newton, TX (Newton)

SPECIAL TEAMS

PLK	36	DANIEL LACAMERA , 6-4, 230, Jr-1L, Tarpon Springs, FL (East Lake)
P	18	SHANE TRIPUCKA , 6-3, 220, Sr-1L, Allen, TX (Allen)
KOS	34	BRADEN MANN , 5-11, 190, So-1L, Houston, TX (Cypress-Fair)
SNP	45	AUSTIN FREY , 6-1, 220, Jr-2L, Tomball, TX (Homeschool)

HOLD	18	Shane Tripucka, 6-3, 220, Sr-1L, Allen, TX (Allen)
PR	3	CHRISTIAN KIRK , 5-11, 200, Jr-2L, Scottsdale, AZ (Saguaro)
KOR	3	Christian Kirk, 5-11, 200, Jr-2L, Scottsdale, AZ (Saguaro)
	7	Keith Ford, 5-11, 215, Sr-1L, Cypress, TX (Cy Ranch/Oklahoma)
	25	Kendall Bussey, 5-9, 200, So-1L, New Orleans, LA (Newman)

BOLD CAPS -- denotes 2016 starter

PRONUNCIATION GUIDE

Audible pronunciations available on the online roster at 12thMan.com

ALAKA, OTARO	ah-LOCK-ah, oh-TAR-oh
AUSBON, JHAMON	OZ-bun, JAH-mon
BUSSEY, Kendall	BUS-ee
Cunningham, QUALEN	KWAY-lin
Davis, QUARTNEY	courtney
DIESCH, Kellen	deesh
DWORACZYK, Justin	da-war-zick
Elam, RONNEY	ronnie
ETWI, Kwame	ett-wee
FREY, Austin	fry
GILLASPIA, Cullen	GILL-ess-pee-ah

Henderson, ZAYCOVEN	zay-COE-vin
HORRY, Camron	OR-ee
HUBENAK, Jake	HUGH-ben-ack
KEKE, Kingsley	KEY-KEY
KIBODI, Jacob	kah-BO-dah
LACAMERA, Daniel	lah-camera
MADUBUIKE, Justin	MAD-aye-boo-kay
MARCHIOL, Santino	mar-SHE-all
OKEKE, IKENNA	Oh-kay-kay, EYE-ken-ah
Renfro, DEBIONE	DEB-ee-own
TRIPUCKA, Shane	trah-PUKE-ah

TEXAS A&M FOOTBALL ALPHABETICAL ROSTER

	NAME	POS.	HT.	WT.	CL-EXP	HOMETOWN (HIGH SCHOOL/JC)
42	Alaka, Otar	LB	6-3	240	Jr-2L	Houston, TX (Cypress Falls)
55	Anderson, Austin	OL	6-4	297	So-1L	Mineola, TX (Mineola)
51	Anderson, Riley	OL	6-5	295	Fr-RS	Mineola, TX (Mineola)
2	Ausbon, Jhamon	WR	6-2	220	Fr-HS	Houston, TX (IMG Academy (Fla))
42	Azakytu, Ke'Undre	WR	6-0	180	Fr-RS	Dallas, TX (Wilmer Hutchins)
63	Baldree, Cagan	OL	6-4	285	Fr-RS	Carthage, TX (Carthage)
67	Beakey, Drew	OL	6-3	295	So-SQ	Houston, TX (Lutheran South Academy)
33	Bean, Justice	WR	5-11	185	Fr-RS	Frankston, TX (Frankston)
8	Blumrick, Connor	QB	6-5	210	Fr-HS	Pearland, TX (Pearland)
30	Boykin, Andrew	WR	6-1	180	Fr-HS	Austin, TX (Westlake)
20	Bruggman, Tyler	QB	6-2	205	Gr-TR	Phoenix, AZ (Brophy Prep/Montana St.)
14	Buckley, Camron	WR	6-2	190	Fr-HS	Cedar Hill, TX (Cedar Hill)
25	Bussey, Kendall	RB	5-9	200	So-1L	New Orleans, LA (Isidore Newman)
26	Capers-Smith, DeShawn	DB	6-0	192	Jr-2L	New Orleans, LA (Warren Easton)
14	Carper, Keldrick	DB	6-2	190	Fr-HS	Plain Dealing, LA (Plain Dealing)
22	Chattman, Clifford	DB	6-5	195	So-1L	New Orleans, LA (McDonogh 35)
16	Chriss, Clyde	WR	6-0	175	Fr-RS	New Orleans, LA (Warren Easton)
27	Clark, John	RB	5-8	210	Fr-RS	Northbrook, IL (Glenbrook North)
2	Clemons, Micheal	DL	6-5	255	So-TR	Garland, TX (Sachse/Cisco (TX) JC)
89	Cline, Calvin	TE	6-5	240	Gr-1L	Ft. Lauderdale, FL (Pine Crest/Virginia Tech)
66	Congel, Robert	OL	6-3	315	Fr-HS	Greenwood Village, CO (IMG Academy (Fla.))
9	Cunningham, Qualen	DL	6-3	245	Sr-3L	Chandler, AZ (Hamilton)
79	Daimler, Christian	OL	6-7	325	Gr-TR	Houston, TX (Stratford/Oklahoma)
1	Davis, Quartney	WR	6-2	200	Fr-RS	Houston, TX (Langham Creek)
74	Diess, Kellen	OL	6-5	310	Fr-RS	Trophy Club, TX (Byron Nelson)
25	Dodson, Tyrel	LB	6-2	242	So-1L	Franklin, TN (Centennial)
8	Dunning, Justin	DL	6-4	240	So-1L	Whitehouse, TX (Whitehouse)
46	Durham, Landis	DL	6-3	255	Jr-2L	Plano, TX (East)
68	Dworaczyk, Justin	OL	6-6	280	So-SQ	Houston, TX (Langham Creek)
27	Elam, Roney	DB	6-2	188	So-1L	Newton, TX (Newton)
94	Estes, Landry	DL	6-2	280	Jr-SQ	Trophy Club, TX (Byron Nelson)
22	Etwi, Kwame	RB	5-9	200	Jr-2L	Conroe TX (Oak Ridge)
7	Ford, Keith	RB	5-11	215	Sr-1L	Cypress, TX (Cypress Ranch/Oklahoma)
45	Frey, Austin	DS	6-1	220	Jr-2L	Tomball, TX (Homeschool)
28	Fuller, Traxon	DB	6-1	170	Fr-RS	Athens, TX (Athens)
35	Garner, Riley	LB	6-3	225	Jr-2L	College Station, TX (A&M Consolidated)
12	Gillaspia, Cullen	LB	6-2	230	Jr-1L	Katy, TX (Taylor)
54	Green, Carson	OL	6-6	300	Fr-HS	Southlake, TX (Carroll)
91	Grimes, KJ	DL	6-3	245	Fr-RS	College Station, TX (College Station)
47	Groff, Jacob	TE	6-2	210	Fr-HS	San Antonio, TX (Churchill)
40	Gunnell, Will	WR	5-11	185	Fr-HS	Houston, TX (St. Pius X)
43	Gustafson, Grant	TE	6-4	235	So-SQ	Fort Worth, TX (All Saints)
15	Hansford, Aaron	WR	6-3	230	Fr-RS	Washington, D.C. (St. John's College)
1	Harvey, Nick	DB	5-10	185	Sr-3L	Lancaster, TX (Richmond Travis)
92	Henderson, Zaycoven	DL	6-2	305	Sr-3L	Longview, TX (Longview)
19	Hines III, Anthony	LB	6-3	220	Fr-HS	Plano, TX (East)
73	Hocker, Jared	OL	6-5	318	Fr-HS	North Richland Hills, TX (Birdville)
85	Horry, Camron	TE	6-5	275	Fr-HS	Katy, TX (Taylor)
18	Howard, Antonio	DB	5-10	195	So-RS	Miami, FL (Miami Lakes/Independence (KS) CC)
37	Howard, Mitchell	DL	6-1	250	So-RS	Cypress, TX (Concordia Lutheran)
15	Hubenak, Jake	QB	6-3	225	Sr-2L	Georgetown, TX (Georgetown/Blinn JC)
16	Hughes, Hank	QB	6-2	200	Fr-RS	Richardson, TX (Pearce)
7	Johnson, Buddy	LB	6-2	220	Fr-HS	Dallas, TX (Kimball)
40	Johnson, Jarrett	DL	6-3	265	Sr-3L	Katy, TX (Seven Lakes)
3	Johnson, Tyree	DL	6-4	265	Fr-HS	Washington, DC (St. John's College)
26	Jones, CJ	RB	5-9	185	Fr-HS	Cypress, TX (Cypress Woods)
9	Jones, Hezekiah	WR	5-11	200	Fr-HS	Stafford, TX (Stafford)

	NAME	POS.	HT.	WT.	CL-EXP	HOMETOWN (HIGH SCHOOL/JC)
10	Jones, Myles	DB	6-4	177	Fr-HS	Magnolia, TX (West)
88	Keke, Kingsley	DL	6-4	305	Jr-2L	Richmond, TX (George Ranch)
23	Kibodi, Jacob	RB	6-2	210	Fr-HS	Baton Rouge, LA (Christian Life Academy)
82	Kirchner, Matthew	WR	6-2	200	So-SQ	Plano, TX (Plano)
3	Kirk, Christian	WR	5-11	200	Jr-2L	Scottsdale, AZ (Saguaro)
50	Labhart, Mac	LB	6-0	225	Jr-SQ	Dallas, TX (St. Mark's)
36	LaCamera, Daniel	PK	6-4	230	Jr-1L	Tarpon Springs, FL (East Lake)
70	Lanfear, Connor	OL	6-6	320	Jr-2L	Buda, TX (Buda)
5	Mack, Daylon	DL	6-1	320	Jr-2L	Gladewater, TX (Gladewater)
95	Madubuike, Justin	DL	6-3	305	Fr-RS	McKinney, TX (North)
56	Magee II, Keeath	LB	6-0	225	Fr-RS	Houston, TX (Westfield)
34	Mann, Braden	P/KO	5-11	190	So-1L	Houston, TX (Cypress Fair)
32	Marchiol, Santino	LB	6-1	220	Fr-HS	Centennial, CO (IMG Academy (Fla.))
75	Martin, Koda	OL	6-6	310	Jr-2L	Manvel, TX (Manvel)
77	McCollum, Ryan	OL	6-5	295	Fr-RS	Spring, TX (Klein Oak)
64	McCoy, Erik	OL	6-4	315	So-1L	Lufkin, TX (Lufkin)
88	McZeal, Keynel	TE	6-2	235	Fr-HS	Port Neches, TX (Port Neches-Groves)
11	Mond, Kellen	QB	6-2	210	Fr-HS	San Antonio, TX (IMG Academy (Fla.))
65	Moore Jr., Dan	OL	6-5	317	Fr-HS	Beaumont, TX (West Brook)
17	Morris, Devin	DB	6-1	188	Fr-HS	Caldwell, TX (Caldwell)
90	Moton, T.D.	DL	6-3	305	Fr-RS	Shreveport, LA (Woodlawn)
20	Okeke, Ikenna	DB	6-3	215	Fr-RS	Smyrna, TN (Smyrna)
21	Oliver, Charles	DB	6-2	193	So-1L	Fairfield, TX (Fairfield)
39	Pagel, Jake	DS	6-2	212	Fr-HS	Dallas, TX (Jesuit)
6	Paul, Roshauud	WR	6-0	180	Fr-HS	Bremont, TX (Bremont)
93	Peevy, Jayden	DL	6-6	295	Fr-HS	Bellaire, TX (Bellaire)
76	Prater, Colton	OL	6-4	300	So-1L	Bossier City, LA (Airline)
11	Pryor, Larry	DB	6-0	205	So-1L	Sulphur Springs, TX (Sulphur Springs)
4	Ratley, Damion	WR	6-3	190	Sr-2L	Yoakum, TX (Yoakum/Blinn JC)
31	Rawlins, Gannon	TE	6-3	225	Fr-RS	Galveston, TX (Ball)
71	Reed, Grayson	OL	6-5	320	Fr-HS	Cypress, TX (Cypress Creek)
29	Renfro, Debione	DB	6-2	190	Fr-HS	Pearland, TX (Pearland)
84	Reynolds, Moses	WR	6-2	200	Fr-RS	San Antonio, TX (Jay)
38	Riethman, Drew	PLK	6-0	195	Fr-RS	Ft. Worth, TX (Nolan Catholic)
33	Robinson, Ondario	DL	6-3	265	Fr-HS	Hutto, TX (Hutto)
99	Rogers, Josh	DL	6-5	320	Fr-HS	Houston, TX (Christian)
13	Rogers, Kendrick	WR	6-3	210	Fr-RS	Frankston, TX (Frankston)
28	Sanders, A.J.	RB	5-10	200	Fr-RS	The Woodlands, TX (College Park)
18	Schneider, Bo	QB	6-2	230	So-RS	Dallas, TX (Jesuit/Central Florida)
86	Schorp, Tanner	TE	6-3	245	Sr-2L	San Antonio, TX (Ronald Reagan)
87	Shetler, Greer	TE	6-4	225	So-1L	San Antonio, TX (Alamo Heights)
16	Siverand, Kemah	DB	6-1	200	So-SQ	Cypress, TX (Cypress Ridge)
17	Starkel, Nick	QB	6-3	215	Fr-RS	Argyle, TX (Liberty Christian)
78	Sutherland, Keaton	OL	6-5	310	Jr-2L	Flower Mound, TX (Marcus)
69	Talbert, Brayden	OL	6-4	290	So-SQ	Montgomery, TX (Montgomery)
19	Taylor, Colton	QB	6-3	210	Fr-RS	Houston, TX (Memorial)
18	Tripucka, Shane	P	6-3	220	Sr-1L	Allen, TX (Allen)
4	Tucker, Derrick	DB	6-1	200	Fr-HS	Manvel, TX (Manvel)
41	Wagner, Mark	LB	6-1	215	Fr-HS	College Station, TX (College Station)
23	Watts, Armani	DB	5-11	205	Sr-3L	Forney, TX (North)
58	White, Braden	LB	5-11	220	Fr-RS	Florence, AL (Florence)
83	Whitley, Kyle	WR	6-2	225	Jr-SQ	Troy, TX (Troy)
5	Williams, Trayveon	RB	5-9	200	So-1L	Houston, TX (C.E. King)
24	Willis, Priest	DB	6-2	205	Sr-1L	Tempe, AZ (Marcos De Niza/UCLA)
6	Wilson, Donovan	DB	6-1	202	Sr-3L	Shreveport, LA (Woodlawn)
72	Wolford, Adrian	OL	6-4	323	Fr_HS	Meeker, OK (Meeker)

TEXAS A&M FOOTBALL NUMERICAL ROSTER

	NAME	POS.	HT.	WT.	CL-EXP	HOMETOWN (HIGH SCHOOL/JC)
1	Davis, Quartney	WR	6-2	200	Fr-RS	Houston, TX (Langham Creek)
1	Harvey, Nick	DB	5-10	185	Sr-3L	Lancaster, TX (Richmond Travis)
2	Ausbon, Jhamon	WR	6-2	220	Fr-HS	Houston, TX (IMG Academy (Fla))
2	Clemons, Micheal	DL	6-5	255	So-TR	Garland, TX (Sachse/Cisco (TX) JC)
3	Johnson, Tyree	DL	6-4	265	Fr-HS	Washington, DC (St. John's College)
3	Kirk, Christian	WR	5-11	200	Jr-2L	Scottsdale, AZ (Saguaro)
4	Ratley, Damion	WR	6-3	190	Sr-2L	Yoakum, TX (Yoakum/Blinn JC)
4	Tucker, Derrick	DB	6-1	200	Fr-HS	Manvel, TX (Manvel)
5	Mack, Daylon	DL	6-1	320	Jr-2L	Gladewater, TX (Gladewater)
5	Williams, Trayveon	RB	5-9	200	So-1L	Houston, TX (C.E. King)
6	Paul, Roshauud	WR	6-0	180	Fr-HS	Bremond, TX (Bremond)
6	Wilson, Donovan	DB	6-1	202	Sr-3L	Shreveport, LA (Woodlawn)
7	Ford, Keith	RB	5-11	215	Sr-1L	Cypress, TX (Cypress Ranch/Oklahoma)
7	Johnson, Buddy	LB	6-2	220	Fr-HS	Dallas, TX (Kimball)
8	Blumrick, Connor	QB	6-5	210	Fr-HS	Pearland, TX (Pearland)
8	Dunning, Justin	DL	6-4	240	So-1L	Whitehouse, TX (Whitehouse)
9	Cunningham, Qualen	DL	6-3	245	Sr-3L	Chandler, AZ (Hamilton)
9	Jones, Hezekiah	WR	5-11	200	Fr-HS	Stafford, TX (Stafford)
10	Hubenak, Jake	QB	6-3	225	Sr-2L	Georgetown, TX (Georgetown/Blinn JC)
10	Jones, Myles	DB	6-4	177	Fr-HS	Magnolia, TX (West)
11	Mond, Kellen	QB	6-2	210	Fr-HS	San Antonio, TX (IMG Academy (Fla.))
11	Pryor, Larry	DB	6-0	205	So-1L	Sulphur Springs, TX (Sulphur Springs)
12	Gillaspia, Cullen	LB	6-2	230	Jr-1L	Katy, TX (Taylor)
13	Rogers, Kendrick	WR	6-3	210	Fr-RS	Frankston, TX (Frankston)
14	Buckley, Camron	WR	6-2	190	Fr-HS	Cedar Hill, TX (Cedar Hill)
14	Carper, Keldrick	DB	6-2	190	Fr-HS	Plain Dealing, LA (Plain Dealing)
15	Hansford, Aaron	WR	6-3	230	Fr-RS	Washington, D.C. (St. John's College)
15	Hughes, Hank	QB	6-2	200	Fr-RS	Richardson, TX (Pearce)
16	Chriss, Clyde	WR	6-0	175	Fr-RS	New Orleans, LA (Warren Easton)
16	Siverand, Kemah	DB	6-1	200	So-SQ	Cypress, TX (Cypress Ridge)
17	Morris, Devin	DB	6-1	188	Fr-HS	Caldwell, TX (Caldwell)
17	Starkel, Nick	QB	6-3	215	Fr-RS	Argyle, TX (Liberty Christian)
18	Howard, Antonio	DB	5-10	195	So-RS	Miami, FL (Miami Lakes/Independence (KS) CC)
18	Schneider, Bo	QB	6-2	230	So-RS	Dallas, TX (Jesuit/Central Florida)
18	Tripucka, Shane	P	6-3	220	Sr-1L	Allen, TX (Allen)
19	Hines III, Anthony	LB	6-3	220	Fr-HS	Plano, TX (East)
19	Taylor, Colton	QB	6-3	210	Fr-RS	Houston, TX (Memorial)
20	Bruggman, Tyler	QB	6-2	205	Gr-TR	Phoenix, AZ (Brophy Prep/Montana St.)
20	Okeke, Ikenna	DB	6-3	215	Fr-RS	Smyrna, TN (Smyrna)
21	Oliver, Charles	DB	6-2	193	So-1L	Fairfield, TX (Fairfield)
22	Chattman, Clifford	DB	6-5	195	So-1L	New Orleans, LA (McDonogh 35)
22	Etwi, Kwame	RB	5-9	200	Jr-2L	Conroe TX (Oak Ridge)
23	Kibodi, Jacob	RB	6-2	210	Fr-HS	Baton Rouge, LA (Christian Life Academy)
23	Watts, Armani	DB	5-11	205	Sr-3L	Forney, TX (North)
24	Willis, Priest	DB	6-2	205	Sr-1L	Tempe, AZ (Marcos De Niza/UCLA)
25	Bussey, Kendall	RB	5-9	200	So-1L	New Orleans, LA (Isidore Newman)
25	Dodson, Tyrel	LB	6-2	242	So-1L	Franklin, TN (Centennial)
26	Capers-Smith, DeShawn	DB	6-0	192	Jr-2L	New Orleans, LA (Warren Easton)
26	Jones, CJ	RB	5-9	185	Fr-HS	Cypress, TX (Cypress Woods)
27	Clark, John	RB	5-8	210	Fr-RS	Northbrook, IL (Glenbrook North)
27	Elam, Roney	DB	6-2	188	So-1L	Newton, TX (Newton)
28	Fuller, Travon	DB	6-1	170	Fr-RS	Athens, TX (Athens)
28	Sanders, A.J.	RB	5-10	200	Fr-RS	The Woodlands, TX (College Park)
29	Renfro, Debione	DB	6-2	190	Fr-HS	Pearland, TX (Pearland)
30	Boykin, Andrew	WR	6-1	180	Fr-HS	Austin, TX (Westlake)
31	Rawlins, Gannon	TE	6-3	225	Fr-RS	Galveston, TX (Ball)
32	Marchiol, Santino	LB	6-1	220	Fr-HS	Centennial, CO (IMG Academy (Fla.))

	NAME	POS.	HT.	WT.	CL-EXP	HOMETOWN (HIGH SCHOOL/JC)
33	Bean, Justice	WR	5-11	185	Fr-RS	Frankston, TX (Frankston)
33	Robinson, Ondario	DL	6-3	265	Fr-HS	Hutto, TX (Hutto)
34	Mann, Braden	P/KO	5-11	190	So-1L	Houston, TX (Cypress Fair)
35	Garner, Riley	LB	6-3	225	Jr-2L	College Station, TX (A&M Consolidated)
36	LaCamera, Daniel	PK	6-4	230	Jr-1L	Tarpon Springs, FL (East Lake)
37	Howard, Mitchell	DL	6-1	250	So-RS	Cypress, TX (Concordia Lutheran)
38	Riethman, Drew	PLK	6-0	195	Fr-RS	Ft. Worth, TX (Nolan Catholic)
39	Pagel, Jake	DS	6-2	212	Fr-HS	Dallas, TX (Jesuit)
40	Gunnell, Will	WR	5-11	185	Fr-HS	Houston, TX (St. Pius X)
40	Johnson, Jarrett	DL	6-3	265	Sr-3L	Katy, TX (Seven Lakes)
41	Wagner, Mark	LB	6-1	215	Fr-HS	College Station, TX (College Station)
42	Alaka, Otaro	LB	6-3	240	Jr-2L	Houston, TX (Cypress Falls)
42	Azakytu, Ke'Undre	WR	6-0	180	Fr-RS	Dallas, TX (Wilmer Hutchins)
43	Gustafson, Grant	TE	6-4	235	So-SQ	Fort Worth, TX (All Saints)
45	Frey, Austin	DS	6-1	220	Jr-2L	Tomball, TX (Homeschool)
46	Durham, Landis	DL	6-3	255	Jr-2L	Plano, TX (East)
47	Groff, Jacob	TE	6-2	210	Fr-HS	San Antonio, TX (Churchill)
50	Labhart, Mac	LB	6-0	225	Jr-SQ	Dallas, TX (St. Mark's)
51	Anderson, Riley	OL	6-5	295	Fr-RS	Mineola, TX (Mineola)
54	Green, Carson	OL	6-6	300	Fr-HS	Southlake, TX (Carroll)
55	Anderson, Austin	OL	6-4	297	So-1L	Mineola, TX (Mineola)
56	Magee II, Keeath	LB	6-0	225	Fr-RS	Houston, TX (Westfield)
58	White, Braden	LB	5-11	220	Fr-RS	Florence, AL (Florence)
63	Baldree, Cagan	OL	6-4	285	Fr-RS	Carthage, TX (Carthage)
64	McCoy, Erik	OL	6-4	315	So-1L	Lufkin, TX (Lufkin)
65	Moore Jr., Dan	OL	6-5	317	Fr-HS	Beaumont, TX (West Brook)
66	Congel, Robert	OL	6-3	315	Fr-HS	Greenwood Village, CO (IMG Academy (Fla.))
67	Beakey, Drew	OL	6-3	295	So-SQ	Houston, TX (Lutheran South Academy)
68	Dworaczyk, Justin	OL	6-6	280	So-SQ	Houston, TX (Langham Creek)
69	Talbert, Brayden	OL	6-4	290	So-SQ	Montgomery, TX (Montgomery)
70	Lanfear, Connor	OL	6-6	320	Jr-2L	Buda, TX (Buda)
71	Reed, Grayson	OL	6-5	320	Fr-HS	Cypress, TX (Cypress Creek)
72	Wolford, Adrian	OL	6-4	323	Fr_HS	Meeker, OK (Meeker)
73	Hocker, Jared	OL	6-5	318	Fr-HS	North Richland Hills, TX (Birdville)
74	Diesch, Kellen	OL	6-5	310	Fr-RS	Trophy Club, TX (Byron Nelson)
75	Martin, Koda	OL	6-6	310	Jr-2L	Manvel, TX (Manvel)
76	Prater, Colton	OL	6-4	300	So-1L	Bossier City, LA (Airline)
77	McCollum, Ryan	OL	6-5	295	Fr-RS	Spring, TX (Klein Oak)
78	Sutherland, Keaton	OL	6-5	310	Jr-2L	Flower Mound, TX (Marcus)
79	Daimler, Christian	OL	6-7	325	Gr-TR	Houston, TX (Stratford/Oklahoma)
82	Kirchner, Matthew	WR	6-2	200	So-SQ	Plano, TX (Plano)
83	Whitley, Kyle	WR	6-2	225	Jr-SQ	Troy, TX (Troy)
84	Reynolds, Moses	WR	6-2	200	Fr-RS	San Antonio, TX (Jay)
85	Horry, Camron	TE	6-5	275	Fr-HS	Katy, TX (Taylor)
86	Schorp, Tanner	TE	6-3	245	Sr-2L	San Antonio, TX (Ronald Reagan)
87	Shetler, Greer	TE	6-4	225	So-1L	San Antonio, TX (Alamo Heights)
88	Keke, Kingsley	DL	6-4	305	Jr-2L	Richmond, TX (George Ranch)
88	McZeal, Keynel	TE	6-2	235	Fr-HS	Port Neches, TX (Port Neches-Groves)
89	Cline, Kalvin	TE	6-5	240	Gr-1L	Ft. Lauderdale, FL (Pine Crest/Virginia Tech)
90	Moton, T.D.	DL	6-3	305	Fr-RS	Shreveport, LA (Woodlawn)
91	Grimes, KJ	DL	6-3	245	Fr-RS	College Station, TX (College Station)
92	Henderson, Zaycoven	DL	6-2	305	Sr-3L	Longview, TX (Longview)
93	Peevy, Jayden	DL	6-6	295	Fr-HS	Bellaire, TX (Bellaire)
94	Estes, Landry	DL	6-2	280	Jr-SQ	Trophy Club, TX (Byron Nelson)
95	Madubuike, Justin	DL	6-3	305	Fr-RS	McKinney, TX (North)
99	Rogers, Josh	DL	6-5	320	Fr-HS	Houston, TX (Christian)

MEDIA SCHEDULE / INFORMATION

SUN/MONDAY	TUESDAY	WEDNESDAY	THURSDAY	FRIDAY	SATURDAY
<p><u>No availability.</u></p> <p>All player interview requests for Tuesday's press conference must be submitted to ACannon@athletics.tamu.edu by 11 am on Monday.</p> <p>7 pm: <u>Kevin Sumlin Radio Show</u> (Rudy's) on TAMU Radio Network (12thMan.com/listen)</p>	<p><u>Weekly Press Conference</u> (Kyle Field Media Center).</p> <p>11 a.m.: Players</p> <p>12 noon: Coach Sumlin; selected players to follow. (Web stream available via 12thMan.com)</p>	<p><u>SEC Teleconference</u></p> <p>Coach Sumlin appears from 11:30-39 am</p> <p>4 pm: <u>"The Pulse"</u> (Fox Sports SW)</p> <p>6:30 pm: <u>"The Pulse"</u> (KBTX-TV/Bryan/College Station)</p>	<p><u>No availability.</u></p> <p>6:30 pm: <u>"The Pulse"</u> (CW8/Bryan/College Station)</p>	<p><u>No availability.</u></p> <p>12 midnight: <u>Midnight Yell Practice</u> <u>Location: Kyle Field</u></p> <p>All media requests for Midnight Yell Practice should be directed to Marketing and Communication</p>	<p>6:15 p.m. Mississippi State at Texas A&M, Kyle Field</p> <p>(Lockerroom is closed. Coaches and players will be brought to the media area promptly after game.)</p>

Credentials

Media credentials should be requested via www.sportssystem.com/clients/seccredentials at least one week in advance of game and will be mailed if time permits. Otherwise, credentials can be picked up at Media Will Call inside Entry 7 (east side of Kyle Field, near the northeast activation tower). Media Will Call opens four hours prior to game time. The Kyle Field press box seats approximately 120 working media members. Media seating is limited, so credentials will be issued according to Texas A&M and the SEC credential guidelines, which can be found at www.12thMan.com/media.

Weekly Game Notes

Media members wishing to receive the weekly game notes via E-mail can do so by e-mailing Brad Marquardt (bmarquardt@athletics.tamu.edu).

Practice

All practices are closed to the public, and only the first 20 minutes of selected workouts will be open for members of accredited media outlets. Media members wishing to attend the beginning of practice should contact the SID office for availability, exact starting times and location.

Weekly Press Conference

Texas A&M conducts a weekly press conference on Tuesday of all game weeks beginning at 11 a.m. at the Bright Football Complex. Coach Kevin Sumlin addresses the media promptly at 12 noon. Player requests should be made to the SID office on Mondays prior to the evening practice. Unless class schedules present a conflict, requested players also will be available during this time. This is the preferred time for all interviews to occur.

SEC Teleconference

The 14 SEC coaches will be featured on a weekly teleconference each Wednesday from 10 a.m. - 12:30 p.m. (CT) beginning August 30 and concluding November 22.

10:00 a.m.	Ed Orgeron, LSU
10:10 a.m.	Kirby Smart, Georgia
10:20 a.m.	Jim McElwain, Florida
10:30 a.m.	Derek Mason, Vanderbilt
10:40 a.m.	Nick Saban, Alabama
10:50 a.m.	Butch Jones, Tennessee
11:00 a.m.	Bret Bielema, Arkansas
11:10 a.m.	Barry Odom, Missouri
11:20 a.m.	Matt Luke, Ole Miss
11:30 a.m.	Kevin Sumlin, Texas A&M
11:40 a.m.	Mark Stoops, Kentucky
11:50 a.m.	Dan Mullen, Mississippi State
12:00 p.m.	Will Muschamp, South Carolina
12:10 p.m.	Gus Malzahn, Auburn



Press Box

The main press box is now located at the 800 level on the east side of Kyle Field, or the side facing Houston Street, and can be accessed through the elevator at Entry 7 or Entry 9. The TV broadcast booths are located east side of the stadium.

Alan Cannon (with binoculars) has overseen Texas A&M's football publicity since 1989.

Postgame

At home games, postgame interviews with A&M players and head coach Kevin Sumlin are conducted in a specially equipped interview room at the southeast corner of Kyle Field. At away games, similar policy is in effect and location of interviews will be determined.

Media Will Call

Media will call is located at Entry 7, on the east side of the stadium near the northeast activation tower.

Post-game Highlights FTP

Texas A&M will provide postgame video highlights after home games via an FTP site to approved media members. Please contact Adam Quisenberry (aquisenberry@athletics.tamu.edu) at the Texas A&M Media Relations office for more information and log on credentials.

TEXAS A&M ATHLETIC MEDIA RELATIONS

ASSOC. AD /MEDIA RELATIONS

ALAN CANNON (Football #1)
E-MAIL: acannon@athletics.tamu.edu
CELL: 979/777-4200

ASSOC. DIRECTOR

BRAD MARQUARDT (Football #2)
E-MAIL: bmarquardt@athletics.tamu.edu
CELL: 979/229-8651

ASSISTANT DIRECTOR

ADAM QUISENBERRY (FB #3)
E-MAIL: aquisenberry@athletics.tamu.edu
CELL: 713/582-5135

ASSISTANT DIRECTOR

MATT CALLAWAY (stats/game program)
E-MAIL: mcallaway@athletics.tamu.edu
CELL: 713/305-0815

ASSISTANT DIRECTOR

EVAN ROBERTS (game program/flip card)
E-MAIL: eroberts@athletics.tamu.edu
CELL: 260/615-8662

SENIOR OFFICE ASSOCIATE

JACKIE THORNTON (everything)
E-MAIL: jackiet@athletics.tamu.edu
OFFICE: 979/845-5725

SID MAILING ADDRESS

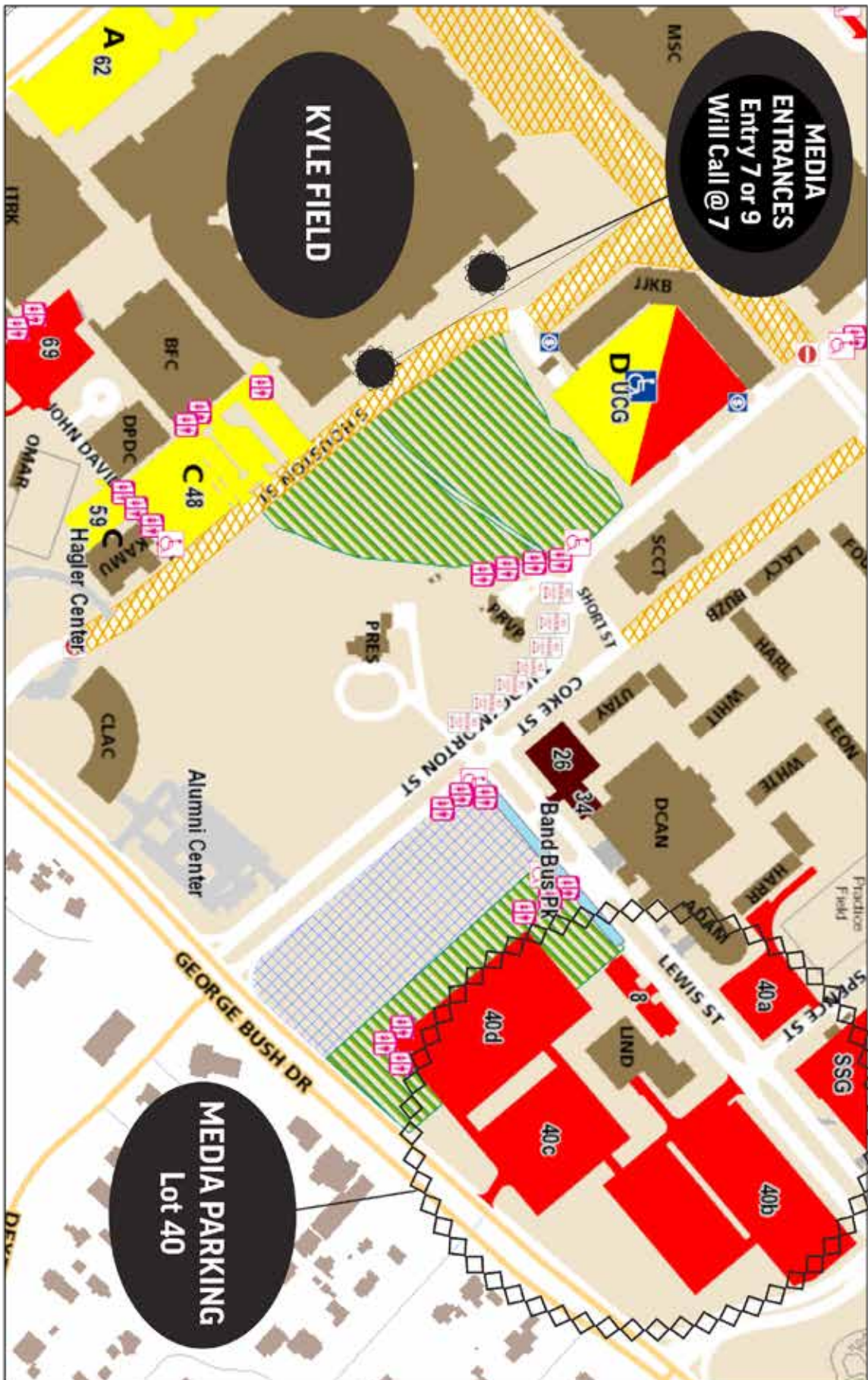
TEXAS A&M MEDIA RELATIONS
1228 TAMU
College Station, TX 77843-1228

SID OVERNIGHT ADDRESS

TEXAS A&M ATHLETICS
Media Relations
756 Houston St.
College Station, TX 77843



Texas A&M University Football Parking Map



September 8, 2015

- Cashier
- Game Day Presale
- Porta-Potty
- Disabled Parking
- Loading Zone
- Porta-Potty Disabled
- Road Closed



2017 TEXAS A&M FOOTBALL STATISTICS

SCHEDULE / RESULTS / RECORD BREAKDOWN

Date	Opponent	Score	Overall	SEC	Start	Time	Temp	Attend
Sun Sep 3	at UCLA	L 45-44	0-1	—	6:30p	3:49	88°	64,635
Sat Sep 9	NICHOLLS	W 24-14	1-1	—	6:00p	3:26	84°	100,276
Sat Sep 16	LOUISIANA	W 45-21	2-1	—	11:00a	3:38	81°	98,412
Sat Sep 23 *	vs Arkansas /	W 50-43	3-1	1-0	11:00a	3:48	72°	64,668
Sat Sep 30 *	SOUTH CAROLINA	W 24-17	4-1	2-0	6:30p	3:32	83°	96,430
Sat Oct 7 *	ALABAMA	L 27-19	4-2	2-1	6:15p	3:18	89°	101,058
Sat Oct 14 *	at Florida	W 19-17	5-2	3-1	6:00p	3:33	83°	86,114
Sat Oct 28 *	MISSISSIPPI STATE							
Sat Nov 4 *	AUBURN							
Sat Nov 11	NEW MEXICO							
Sat Nov 18 *	at Ole Miss							
Sat Nov 25 *	at LSU							

* - SEC Game / / - at AT&T Stadium (Arlington, Texas) / Rankings reflected as AP/USA Today ranking at time of the game

TEAM STATISTICS

	A&M	OPPONENT
SCORING	225	184
Points Per Game	32.1	26.3
FIRST DOWNS	143	127
Rushing	72	46
Passing	59	74
Penalty	12	7
RUSHING YARDAGE	1432	953
Yards gained rushing	1684	1191
Yards lost rushing	252	238
Rushing Attempts	319	242
Average Per Rush	4.5	3.9
Average Per Game	204.6	136.1
TDs Rushing	17	10
PASSING YARDAGE	1380	1710
Comp-Att-Int	114-207-4	136-233-7
Average Per Pass	6.7	7.3
Average Per Catch	12.1	12.6
Average Per Game	197.1	244.3
TDs Passing	7	13
TOTAL OFFENSE	2812	2663
Total Plays	526	475
Average Per Play	5.3	5.6
Average Per Game	401.7	380.4
KICK RETURNS: #-Yards	22-495 (22.5)	21-443 (21.1)
PUNT RETURNS: #-Yards	7-84 (12.0)	9-41 (4.6)
INT RETURNS: #-Yards	7-56	4-7
FUMBLES-LOST	11-4	12-8
PENALTIES-Yards	36-275	41-308
Average Per Game	39.3	44.0
PUNTS-Yards	41-1893	47-1988
Average Per Punt	46.2	42.3
TIME OF POSSESSION/Game	31:50	28:10
3RD-DOWN Conversions	44/114 (39%)	29/98 (30%)
4TH-DOWN Conversions	5/9 (56%)	5/7 (71%)
SACKS BY-Yards	28-175	19-128
FIELD GOALS-ATTEMPTS	14-17	7-9
ON-SIDE KICKS	0-1	0-0
RED-ZONE SCORES	(27/31) 87%	(25/28) 89%
PAT-ATTEMPTS	(25/25) 100%	(21/21) 100%
ATTENDANCE AVG	99,044	75,374

	2017 SEASON	UNDER SUMLIN
Overall	5-2	49-23
Home	3-1	26-12
Away	1-1	15-9
Neutral	1-0	8-2
SEC	3-1	24-20
Non-Conference	2-1	25-3
Overtime	0-0	4-0
Day	2-0	22-10
Night	3-2	28-13
Televised	5-2	49-23
Non-Televised	0-0	0-0
vs Top 25	0-1	12-14
vs Top 15	0-1	5-8
vs Top 10	0-1	4-8
vs Top 5	0-1	2-5
Scores First	3-1	40-10
Opponent Scores First	2-1	9-13
Leading after 1st Qtr	2-1	32-8
Trailing after 1st Qtr	0-1	9-13
Tied after 1st Qtr	3-0	8-2
Leading at Half	1-1	39-6
Trailing at Half	4-1	6-17
Tied at Half	0-0	4-0
Leading after 3rd Qtr	2-1	42-4
Trailing after 3rd Qtr	2-1	5-19
Tied after 3rd Qtr	1-0	2-0
Wins Coin Toss	1-1	20-12
Loses Coin Toss	4-1	29-11
Natural Grass	4-2	34-20
Artificial Surface	1-0	15-3

SCORE BY QUARTERS

	1st	2nd	3rd	4th	OT	Total
Texas A&M	51	45	47	75	7	225
Opponents	20	75	28	61	0	184



TEXAS A&M GAME-BY-GAME STATISTICS

OFFENSE

	Date	Opponent	RUSHING				RECEIVING				PASSING				KICK RETURNS				PUNT RETURNS				tot off
			No.	Yds	TD	Lg	No.	Yds	TD	Lg	C-A-I	Yds	TD	Lg	No	Yds	TD	Lg	No	Yds	TD	Lg	
SEPT	3	at UCLA	63	382	5	72	9	89	0	15	9-30-0	89	0	15	4	112	0	37	0	0	0	0	471
	9	NICHOLLS	47	195	2	41	24	198	1	27	24-36-0	198	1	27	2	44	0	23	0	0	0	0	393
	16	LOUISIANA	40	179	2	67	21	301	3	76	21-34-1	301	3	76	4	98	0	71	2	24	0	24	480
	23	vs Arkansas	42	285	3	79	14	216	2	81	14-27-1	216	2	81	6	179	1	100	0	0	0	0	501
	30	SOUTH CAROLINA	49	237	3	19	19	159	0	26	19-27-0	159	0	26	2	10	0	10	1	-1	0	0	396
OCT	7	ALABAMA	40	71	1	20	19	237	1	39	19-29-1	237	1	39	4	52	0	20	1	3	0	0	308
	14	at Florida	38	83	1	18	8	180	0	42	8-24-1	180	0	42	0	0	0	0	3	58	0	43	263
	28	MISSISSIPPI STATE																					
NOV	4	AUBURN																					
	11	NEW MEXICO																					
	18	at Ole Miss																					
	25	at LSU																					
TEXAS A&M			319	1432	17	79	114	1380	7	81	114-207-4	1380	7	81	22	495	1	100	7	84	0	43	2812
OPPONENTS			242	953	10	79	136	1710	13	54	136-233-7	1710	13	54	21	443	0	39	9	41	0	12	2663

DEFENSE

	Date	Opponent	TACKLES			TFL-Yds	SACKS		FUMBLES		QBH	Pass Brk	Blkd Kick	Kicks Att-Mad	2-Pt Conv		Saf	Pts
			Solo	Ast	Total		No-Yds	FF	FR-Yds	Int-Yds					Run	Rcv		
SEPT	3	at UCLA	50	10	60	5.0-27	3.0-25	3	3-18	0-0	0	12	0	5-5	0	0	0	44
	9	NICHOLLS	29	18	47	4.0-12	2.0-7	1	1-0	1-1	2	1	0	3-3	0	0	0	24
	16	LOUISIANA	35	36	71	9.0-35	2.0-10	4	2-4	3-55	4	1	0	6-6	0	0	0	45
	23	vs Arkansas	43	20	63	7.0-40	6.0-39	0	0-0	1-0	8	2	0	5-5	0	0	0	50
	30	SOUTH CAROLINA	39	8	47	12.0-66	7.0-56	1	1-0	0-0	1	5	0	3-3	0	0	0	24
OCT	7	ALABAMA	38	30	68	9.0-28	3.0-19	2	1-0	0-0	2	4	1	2-2	0	0	1	19
	14	at Florida	38	48	86	8.0-28	5.0-19	0	0-0	2-0	2	2	1	1-1	0	0	0	19
	28	MISSISSIPPI STATE																
NOV	4	AUBURN																
	11	NEW MEXICO																
	18	at Ole Miss																
	25	at LSU																
TEXAS A&M			273	170	443	56.0-243	28.0-175	11	8-22	7-56	19	27	2	25-25	0	0	1	225
OPPONENTS			309	206	515	48.0-197	19.0-128	4	4-0	4-7	11	35	0	21-21	0	2	0	184

SPECIAL TEAMS

	Date	Opponent	No	Yds	Avg	PUNTING					FIELD GOALS				KICKOFFS				
						Long	Blkd	TB	FC	50+	I20	Att-Made	Lg	Blkd	No	Yds	Avg	TB	OB
SEPT	3	at UCLA	6	289	48.2	58	0	1	2	2	2	4-3	48	0	9	562	62.4	2	1
	9	NICHOLLS	6	288	48.0	61	0	0	2	3	2	2-1	26	0	5	319	63.8	4	0
	16	LOUISIANA	4	195	48.8	64	0	1	1	2	1	2-1	28	0	8	503	62.9	5	1
	23	vs Arkansas	4	170	42.5	51	0	0	3	1	1	3-3	37	0	9	561	62.3	5	0
	30	SOUTH CAROLINA	8	324	40.5	54	0	2	4	1	3	1-1	46	0	5	320	64.0	2	0
OCT	7	ALABAMA	5	238	47.6	56	0	0	2	2	1	1-1	52	0	4	211	52.8	3	0
	14	at Florida	8	389	48.6	55	0	0	3	4	2	4-4	46	0	6	388	64.7	2	0
	28	MISSISSIPPI STATE																	
NOV	4	AUBURN																	
	11	NEW MEXICO																	
	18	at Ole Miss																	
	25	at LSU																	
TEXAS A&M			41	1893	46.2	64	0	4	17	15	12	17-14	52	0	45	2848	63.3	23	2
OPPONENTS			47	1988	42.3	67	2	3	17	12	13	9-7	44	0	38	2316	60.9	15	1

RED ZONE

	Date	Opponent	Score	Times In RZ	Times Scored	Pts	Total TDs	Rush TDs	Pass TDs	FGs Made	Failed to score inside Red Zone					
											FGA	Downs	Int	Fumb	Half	Game
SEPT	3	at UCLA	L 44-45	7	6	34	4	4	0	2	1	0	0	0	0	0
	9	NICHOLLS	W 24-14	3	3	17	2	2	0	1	0	0	0	0	0	0
	16	LOUISIANA	W 45-21	6	4	24	3	1	2	1	0	1	0	0	1	0
	23	vs Arkansas	W 50-43	5	5	23	2	1	1	3	0	0	0	0	0	0
	30	SOUTH CAROLINA	W 24-17	3	3	21	3	3	0	0	0	0	0	0	0	0
OCT	7	ALABAMA	L 19-27	3	2	14	2	1	1	0	0	0	1	0	0	0
	14	at Florida	W 19-17	4	4	16	1	1	0	3	0	0	0	0	0	0
	28	MISSISSIPPI STATE														
NOV	4	AUBURN														
	11	NEW MEXICO														
	18	at Ole Miss														
	25	at LSU														
TEXAS A&M – 27 OF 31 (87.1%)				31	27	149	17	13	4	10	1	1	1	0	1	0
OPPONENTS – 25 OF 28 (89.3%)				28	25	152	19	9	10	6	0	0	1	1	1	0

OPPONENT GAME-BY-GAME STATISTICS

OFFENSE

	Date	Opponent	RUSHING				RECEIVING				PASSING				KICK RETURNS				PUNT RETURNS				tot off
			No.	Yds	TD	Lg	No.	Yds	TD	Lg	C-A-I	Yds	TD	Lg	No	Yds	TD	Lg	No	Yds	TD	Lg	
SEPT	3	at UCLA	25	63	2	17	35	491	4	54	35-59-0	491	4	54	6	115	0	29	1	-1	0	0	554
	9	NICHOLLS	31	74	0	13	13	264	1	54	13-25-1	264	1	54	1	13	0	13	3	20	0	9	338
	16	LOUISIANA	29	93	1	20	28	216	2	37	28-44-3	216	2	37	2	36	0	21	0	0	0	0	309
	23	vs Arkansas	45	226	3	30	13	231	3	45	13-27-1	231	3	45	4	86	0	39	0	0	0	0	457
	30	SOUTH CAROLINA	26	23	0	34	17	256	2	45	17-30-0	256	2	45	3	72	0	31	1	3	0	3	279
OCT	7	ALABAMA	44	232	2	75	13	123	1	30	13-22-0	123	1	30	1	39	0	39	3	10	0	12	355
	14	at Florida	42	242	2	79	17	129	0	20	17-26-2	129	0	20	4	82	0	26	1	9	0	9	371
	28	MISSISSIPPI STATE																					
NOV	4	AUBURN																					
	11	NEW MEXICO																					
	18	at Ole Miss																					
	25	at LSU																					
		OPPONENTS	242	953	10	79	136	1710	13	54	136-233-7	1710	13	54	21	443	0	39	9	41	0	12	2663
		TEXAS A&M	319	1432	17	79	114	1380	7	81	114-207-4	1380	7	81	22	495	1	100	7	84	0	43	2812

DEFENSE

			TACKLES			SACKS		FUMBLES				Pass	Blkd	Kicks	2-Pt Conv			
	Date	Opponent	Solo	Ast	Total	TFL-Yds	No-Yds	FF	FR-Yds	Int-Yds	QBH	Brk	Kick	Att-Mad	Run	Rcv	Saf	Pts
SEPT	3	at UCLA	61	18	79	8.0-48	6.0-40	0	0-0	0-0	0	12	0	6-6	0	0	0	45
	9	NICHOLLS	45	42	87	9.0-33	4.0-25	0	0-0	0-0	0	4	0	0-0	0	1	0	14
	16	LOUISIANA	42	30	72	7.0-28	1.0-8	1	1-0	1-4	2	6	0	3-3	0	0	0	21
	23	vs Arkansas	38	34	72	5.0-11	1.0-5	0	0-0	1-3	3	3	0	5-5	0	1	0	43
	30	SOUTH CAROLINA	56	12	68	6.0-16	1.0-8	0	1-0	0-0	2	2	0	2-2	0	0	0	17
OCT	7	ALABAMA	39	40	79	7.0-32	4.0-27	3	2-0	1-0	1	5	0	3-3	0	0	0	27
	14	at Florida	28	30	58	6.0-29	2.0-15	0	0-0	1-0	3	3	0	2-2	0	0	0	17
	28	MISSISSIPPI STATE																
NOV	4	AUBURN																
	11	NEW MEXICO																
	18	at Ole Miss																
	25	at LSU																
	OPPONENTS	309	206	515	48.0-197	19.0-128	4	4-0	4-7	11	35	0	21-21	0	2	0	184	
	TEXAS A&M	273	170	443	56.0-243	28.0-175	11	8-22	7-56	19	27	2	25-25	0	0	1	225	

SPECIAL TEAMS

		Date	Opponent	No	Yds	Avg	PUNTING				FIELD GOALS				KICKOFFS					
							Long	Blkd	TB	FC	50+	I20	Att-Made	Lg	Blkd	No	Yds	Avg	TB	OB
SEPT	3		at UCLA	5	234	46.8	63	0	0	1	2	2	1-1	29	0	8	518	64.8	4	0
	9		NICHOLLS	6	239	39.8	50	0	1	2	2	3	2-2	37	0	4	260	65.0	2	0
	16		LOUISIANA	8	347	43.4	53	0	0	4	1	2	0-0	0	0	4	199	49.8	0	0
	23		vs Arkansas	7	307	43.9	53	0	0	5	2	2	0-0	0	0	7	413	59.0	1	0
	30		SOUTH CAROLINA	7	310	44.3	56	0	0	1	3	1	2-1	29	0	4	240	60.0	2	0
OCT	7		ALABAMA	5	146	29.2	46	1	1	1	0	1	3-2	44	0	7	436	62.3	3	0
	14		at Florida	9	405	45.0	67	1	1	3	2	2	1-1	29	0	4	250	62.5	3	1
	28		MISSISSIPPI STATE																	
NOV	4		AUBURN																	
	11		NEW MEXICO																	
	18		at Ole Miss																	
	25		at LSU																	
			OPPONENTS	47	1988	42.3	67	2	3	17	12	13	9-7	44	0	38	2316	60.9	15	1
			TEXAS A&M	41	1893	46.2	64	0	4	17	15	12	17-14	52	0	45	2848	63.3	23	2

RED ZONE

	Date	Opponent	Score	Times In RZ	Times Scored	Pts	Total TDs	Rush TDs	Pass TDs	FGs Made	Failed to score inside Red Zone					
											FGA	Downs	Int	Fumb	Half	Game
SEPT	3	at UCLA	L 44-45	6	6	38	5	2	3	1	0	0	0	0	0	0
	9	NICHOLLS	W 24-14	3	3	14	1	0	1	2	0	0	0	0	0	0
	16	LOUISIANA	W 45-21	3	3	21	3	1	2	0	0	0	0	0	0	0
	23	vs Arkansas	W 50-43	6	5	35	5	3	2	0	0	0	1	0	0	0
	30	SOUTH CAROLINA	W 24-17	3	2	10	1	0	1	1	0	0	0	1	0	0
OCT	7	ALABAMA	L 19-27	4	3	17	2	1	1	1	0	0	0	0	1	0
	14	at Florida	W 19-17	3	3	17	2	2	0	1	0	0	0	0	0	0
	28	MISSISSIPPI STATE														
NOV	4	AUBURN														
	11	NEW MEXICO														
	18	at Ole Miss														
	25	at LSU														
		OPPONENTS – 25 OF 28 (89.3%)		28	25	152	19	9	10	6	0	0	1	1	1	0
		TEXAS A&M – 27 OF 31 (87.1%)		31	27	149	17	13	4	10	1	1	1	0	1	0

Follow the Aggies:



@AggieFootball



@AggieFootball @CoachSumlin

TEAM COMPARISON GAME-BY-GAME

	Date	Opponent	Score	Total	FIRST DOWNS			RUSHING Number-Yards	PASSING		TOTAL OFFENSE Plays-Yards	Return Yards	Turnovers
					Rush	Pass	Pen		Comp-Att-Int	Yards			
SEPT	3	at UCLA	44-45	23/29	15/3	5/24	3/2	63-382/25-63	9-30-0/35-59-0	89/491	93-471/84-554	130/114	0/3
	9	NICHOLLS	24-14	27/13	13/3	11/9	3/1	47-195/31-74	24-36-0/13-25-1	198/264	83-393/56-338	45/33	0/2
	16	LOUISIANA	45-21	27/17	12/7	14/10	1/0	40-179/29-93	21-34-1/28-44-3	301/216	74-480/73-309	181/40	2/5
	23	vs Arkansas	50-43	20/21	11/12	7/8	2/1	42-285/45-226	14-27-1/13-27-1	216/231	69-501/72-457	179/89	1/1
	30	SOUTH CAROLINA	24-17	20/14	12/2	8/11	0/1	49-237/26-23	19-27-0/17-30-0	159/256	76-396/56-279	9/75	1/1
OCT	7	ALABAMA	19-27	16/16	4/8	9/6	3/2	40-71/44-232	19-29-1/13-22-0	237/123	69-308/66-355	55/49	3/1
	14	at Florida	19-17	10/17	5/11	5/6	0/0	38-83/42-242	8-24-1/17-26-2	180/129	62-263/68-371	58/91	1/2
28 MISSISSIPPI STATE													
NOV	4	AUBURN											
	11	NEW MEXICO											
	18	at Ole Miss											
	25	at LSU											
TOTALS			225-184	143/127	72/46	59/74	12/7	319-1432/242-953	114-207-4/136-233-7	1380/1710	526-2812/475-2663	657/491	8/15
	Date	Opponent	3rd Down		4th Down		Time of Possession	TOP Margin	Avg Yds/Rush	Avg Yds/Pass	Avg Yds/Play	Punting Number-Avg	Penalties Number-Yards
			Conversions		Conversions								
SEPT	3	at UCLA	9-21/7-16		0-1/1-2		36:22/23:38	12:44	6.1/2.5	3.0/8.3	5.1/6.6	6-48.2/5-46.8	5-39/7-56
	9	NICHOLLS	10-19/3-12		1-1/1-1		34:40/25:20	9:20	4.1/2.4	5.5/10.6	4.7/6.0	6-48.0/6-39.8	4-45/7-54
	16	LOUISIANA	5-13/4-15		0-1/1-1		30:50/29:10	1:40	4.5/3.2	8.9/4.9	6.5/4.2	4-48.8/8-43.4	3-17/4-25
	23	vs Arkansas	6-15/5-13		2-2/0-0		27:43/32:17	-4:34	6.8/5.0	8.0/8.6	7.3/6.3	4-42.5/7-43.9	6-36/9-69
	30	SOUTH CAROLINA	7-16/2-13		0-0/0-1		34:07/25:53	8:14	4.8/0.9	5.9/8.5	5.2/5.0	8-40.5/7-44.3	5-47/2-10
OCT	7	ALABAMA	3-14/4-14		2-4/1-1		32:28/27:32	4:56	1.8/5.3	8.2/5.6	4.5/5.4	5-47.6/5-29.2	6-45/6-50
	14	at Florida	4-16/4-15		0-0/1-1		26:42/33:18	-6:36	2.2/5.8	7.5/5.0	4.2/5.5	8-48.6/9-45.0	7-46/6-44
28 MISSISSIPPI STATE													
NOV	4	AUBURN											
	11	NEW MEXICO											
	18	at Ole Miss											
	25	at LSU											
TOTALS			44-114/29-98		5-9/5-7		222:52/197:08	25:44	4.5/3.9	6.7/7.3	5.3/5.6	41-46.2/47-42.3	275/308

numbers formatted in team/opponent format

TEXAS A&M INDIVIDUAL STATISTICS

RUSHING

	GP	Att	Gain	Loss	Net	Avg	TD	Long	Avg/G
5 T. Williams	6	91	457	17	440	4.8	5	72	73.3
7 Keith Ford	7	77	356	13	343	4.5	7	44	49.0
11 Kellen Mond	7	80	447	129	318	4.0	3	79	45.4
25 Kendall Bussey	7	37	227	6	221	6.0	1	41	31.6
23 Jacob Kibodi	3	5	104	0	104	20.8	1	67	34.7
22 Kwame Etwi	1	6	35	0	35	5.8	0	17	35.0
3 Christian Kirk	7	3	34	7	27	9.0	0	28	3.9
6 Roshaud Paul	7	1	6	0	6	6.0	0	6	0.9
10 Jake Hubenak	2	9	18	12	6	0.7	0	5	3.0
17 Nick Starkel	1	2	0	7	-7	-3.5	0	0	-7.0
18 Shane Tripucka	7	1	0	8	-8	-8.0	0	0	-1.1
TOTAL	7	319	1684	252	1432	4.5	17	79	204.6
OPPONENTS	7	242	1191	238	953	3.9	10	79	136.1

PASSING

	GP	Effic	Cmp-Att-Int	Pct	Yds	TD	Lng	Avg/G
11 Kellen Mond	7	119.55	96-179-4	53.6	1225	7	81	175.0
10 Jake Hubenak	2	132.08	12-15-0	80.0	93	0	12	46.5
17 Nick Starkel	1	86.22	6-13-0	46.2	62	0	14	62.0
TOTAL	7	118.37	114-207-4	55.1	1380	7	81	197.1
OPPONENTS	7	132.42	136-233-7	58.4	1710	13	54	244.3

RECEIVING

	GP	No.	Yds	Avg	TD	Long	Avg/G
3 Christian Kirk	7	29	360	12.4	5	81	51.4
2 Jhamon Ausbon	7	22	238	10.8	1	24	34.0
14 Damion Ratley	7	12	300	25.0	0	76	42.9
5 T. Williams	6	12	109	9.1	0	31	18.2
7 Keith Ford	7	10	55	5.5	0	12	7.9
6 Roshaud Paul	7	7	48	6.9	0	14	6.9
14 Camron Buckley	7	4	95	23.8	1	39	13.6
16 Clyde Chriss	7	4	52	13.0	0	23	7.4
15 Aaron Hansford	7	3	39	13.0	0	28	5.6
25 Kendall Bussey	7	3	37	12.3	0	19	5.3
13 Kendrick Rogers	7	3	21	7.0	0	16	3.0
86 Tanner Schorp	7	3	13	4.3	0	8	1.9
9 Hezekiah Jones	6	2	13	6.5	0	7	2.2
TOTAL	7	114	1380	12.1	7	81	197.1
OPPONENTS	7	136	1710	12.6	13	54	244.3

TOTAL OFFENSE

	GP	Plays	Rush	Pass	Total	Avg/G
11 Kellen Mond	7	259	318	1225	1543	220.4
5 T. Williams	6	91	440	0	440	73.3
7 Keith Ford	7	77	343	0	343	49.0
25 Kendall Bussey	7	37	221	0	221	31.6
23 Jacob Kibodi	3	5	104	0	104	34.7
10 Jake Hubenak	2	24	6	93	99	49.5
17 Nick Starkel	1	15	-7	62	55	55.0
22 Kwame Etwi	1	6	35	0	35	35.0
3 Christian Kirk	7	3	27	0	27	3.9
6 Roshaud Paul	7	1	6	0	6	0.9
18 Shane Tripucka	7	1	-8	0	-8	-1.1
TOTAL	7	526	1432	1380	2812	401.7
OPPONENTS	7	475	953	1710	2663	380.4

TEXAS A&M INDIVIDUAL STATISTICS

ALL-PURPOSE

	G	Rush	Rec	PR	KOR	IR	Tot	Avg/G
3 Christian Kirk	7	27	360	57	323	0	767	109.6
5 T. Williams	6	440	109	0	0	0	549	91.5
7 Keith Ford	7	343	55	0	0	0	398	56.9
11 Kellen Mond	7	318	0	0	0	0	318	45.4
4 Damion Ratley	7	0	300	0	0	0	300	42.9
25 Kendall Bussey	7	221	37	0	31	0	289	41.3
2 Jhamon Ausbon	7	0	238	0	0	0	238	34.0
16 Clyde Chriss	7	0	52	0	113	0	165	23.6
23 Jacob Kibodi	3	104	0	0	0	0	104	34.7
14 Camron Buckley	7	0	95	0	0	0	95	13.6
6 Roshauud Paul	7	6	48	24	0	0	78	11.1
25 Tyrel Dodson	7	0	0	0	0	41	41	5.9
15 Aaron Hansford	7	0	39	0	0	0	39	5.6
22 Kwame Etwi	1	35	0	0	0	0	35	35.0
86 Tanner Schorp	7	0	13	0	10	0	23	3.3
13 Kendrick Rogers	7	0	21	0	0	0	21	3.0
12 C. Gillaspia	7	0	0	3	18	0	21	3.0
23 Armani Watts	7	0	0	0	0	15	15	2.1
9 Hezekiah Jones	6	0	13	0	0	0	13	2.2
10 Jake Hubenak	2	6	0	0	0	0	6	3.0
17 Nick Starkel	1	-7	0	0	0	0	-7	-7.0
18 Shane Tripucka	7	-8	0	0	0	0	-8	-1.1
TOTAL	7	1432	1380	84	495	56	3447	492.4
OPPONENTS	7	953	1710	41	443	7	3154	450.6

SCORING

		PATs							
		TD	FGs	Kick	Rush	Rcv	Pass	DXP	Saf
36 Daniel LaCamera	0	14-16	25-25	0-0	0	0-0	0	0	67
7 Keith Ford	7	0-0	0-0	0-0	0	0-0	0	0	42
3 Christian Kirk	6	0-0	0-0	0-0	0	0-0	0	0	36
5 T. Williams	5	0-0	0-0	0-0	0	0-0	0	0	30
11 Kellen Mond	3	0-0	0-0	0-0	0	0-1	0	0	18
23 Jacob Kibodi	1	0-0	0-0	0-0	0	0-0	0	0	6
14 Camron Buckley	1	0-0	0-0	0-0	0	0-0	0	0	6
25 Tyrel Dodson	1	0-0	0-0	0-0	0	0-0	0	0	6
25 Kendall Bussey	1	0-0	0-0	0-0	0	0-0	0	0	6
2 Jhamon Ausbon	1	0-0	0-0	0-0	0	0-0	0	0	6
12 C. Gillaspia	0	0-0	0-0	0-0	0	0-0	0	1	2
34 Braden Mann	0	0-1	0-0	0-0	0	0-0	0	0	0
TOTAL	26	14-17	25-25	0-0	0	0-1	0	1	225
OPPONENTS	23	7-9	21-21	0-0	2	2-2	0	0	184

INTERCEPTIONS

	No.	Yds	Avg	TD	Long
23 Armani Watts	4	15	3.8	0	15
25 Tyrel Dodson	3	41	13.7	1	40
TOTAL	7	56	8.0	1	40
OPPONENTS	4	7	1.8	0	4

FIELD GOALS

	FGM-FGA	Pct	01-19	20-29	30-39	40-49	50-99	Lg	Blk
36 Daniel LaCamera	14-16	87.5	1-1	5-5	3-3	4-4	1-3	52	0
34 Braden Mann	0-1	0.0	0-0	0-0	0-0	0-1	0-0	0	0
TOTAL	14-17	82.3	1-1	5-5	3-3	4-5	1-3	52	0

FG SEQUENCE	TEXAS A&M	OPPONENTS
at UCLA	(19),(32),(48),43	(29)
NICHOLLS STATE	52,(26)	(37),(34)
LOUISIANA	(28),51	-
vs Arkansas	(27),(37),(27)	-
SOUTH CAROLINA	(46)	46,(29)
ALABAMA	(52)	50,(34),(44)
at Florida	(46),(43),(25),(32)	(29)
MISSISSIPPI STATE		
AUBURN		
NEW MEXICO		
at Ole Miss		
at LSU		

Numbers in parentheses indicate field goal was made. * blocked

PUNTING

	No.	Yds	Avg	Long	TB	FC	I20	50+	Blkd
46 Shane Tripucka	41	1893	46.2	64	4	17	12	15	0
TOTAL	41	1893	46.2	64	4	17	12	15	0
OPPONENTS	47	1988	42.3	67	3	17	13	12	2

KICKOFFS

	No.	Yds	Avg	TB	OB	Retn	Net	YdLn
34 Braden Mann	45	2848	63.3	23	2			
TOTAL	45	2848	63.3	23	2	443	40.7	24
OPPONENTS	38	2316	60.9	15	1	495	38.1	26

PUNT RETURNS

	No.	Yds	Avg	TD	Long
3 Christian Kirk	5	57	11.4	0	43
6 Roshauud Paul	1	24	24.0	0	24
12 C. Gillaspia	1	3	3.0	0	0
TOTAL	7	84	12.0	0	43
OPPONENTS	9	41	4.6	0	12

KICK RETURNS

	No.	Yds	Avg	TD	Long
3 Christian Kirk	12	323	26.9	1	100
16 Clyde Chriss	4	113	28.2	0	71
12 C. Gillaspia	2	18	9.0	0	14
25 Kendall Bussey	2	31	15.5	0	18
89 Kalvin Cline	1	0	0.0	0	0
86 Tanner Schorp	1	10	10.0	0	10
TOTAL	22	495	22.5	1	100
OPPONENTS	21	443	21.1	0	39

FUMBLE RETURNS

	No.	Yds	Avg	TD	Long
26 D. Capers-Smith	1	4	4.0	0	4
23 Armani Watts	1	18	18.0	0	18
TOTAL	2	22	11.0	0	18
OPPONENTS	0	0	0.0	0	0



TEXAS A&M DEFENSIVE STATISTICS

	GP	Tackles			TFL/Yds	Sacks No-Yds	Pass Def			Fumbles		Blkd Kick	Saf
		Solo	Ast	Total			Int-Yds	BrUp	QBH	Rcv-Yds	FF		
25 Tyrel Dodson	7	35	22	57	8.0-37	4.5-26	3-41	4	3
23 Armani Watts	7	34	15	49	7.5-16	0.5-2	4-15	4	.	1-18	1	.	.
42 Otaru Alaka	7	25	23	48	11.0-55	5.0-43	.	.	3
11 Larry Pryor	7	20	10	30	.	.	.	1
46 Landis Durham	7	14	12	26	5.5-26	5.5-26	.	.	3	1-0	3	.	.
88 Kingsley Keke	7	9	14	23	1.0-9	1.0-9	.	1	.	2-0	.	.	.
29 DeBione Renfro	7	18	5	23	1.0-1	.	.	4	.	1-0	3	.	.
10 Myles Pryor	7	18	2	20	1.0-1	.	.	4	.	1-0	.	.	.
92 Z. Henderson	7	11	9	20	5.0-30	2.5-20	.	.	3
26 D. Capers-Smith	7	8	7	15	0.5-2	0.5-2	.	1	.	2-4	.	.	.
19 Anthony Hines	7	8	7	15	4.0-17	2.0-10	.	.	.	1	.	.	.
4 Derrick Tucker	5	9	5	14	.	.	.	1
21 Charles Oliver	6	11	1	12	1.0-5	1.0-5	.	4	.	.	1	.	.
18 Antonio Howard	5	8	4	12	.	.	.	1
40 Jarrett Johnson	7	6	4	10	3.5-24	3.5-24	.	1	1	.	1	.	.
24 Priest Willis	6	7	2	9	1
5 Daylon Mack	7	6	2	8	4.0-14	1.0-6	.	.	1	.	1	.	.
7 Buddy Johnson	7	2	4	6	3
12 C. Gillaspia	7	4	2	6	2	1
14 Keldrick Carper	6	4	1	5	1.0-2
16 Kemah Siverand	7	3	1	4
58 Braden White	7	4	.	4
15 Aaron Hansford	7	2	2	4
95 J. Madubuike	7	1	3	4
56 Keeath Magee	3	1	2	3	0.5-1	0.5-1
9 Q. Cunningham	6	1	2	3	1
28 Travon Fuller	7	2	1	3
2 Micheal Clemons	7	1	1	2	1.5-3	0.5-1
4 Damion Ratley	7	.	2	2
23 Jacob Kibodi	3	.	1	1
93 Jayden Peevy	6	.	1	1	.	.	.	1
27 Roney Elam	5	.	1	1
2 Jhamon Ausbon	7	1	.	1
35 Riley Garner	7	.	1	1
8 Justin Dunning	3	.	1	1
TOTAL	7	273	170	443	56-243	28-175	7-56	27	19	8-22	11	2	1
OPPONENTS	7	309	206	515	48.0-197	19-128	4-7	35	11	4-0	4	.	.

LEADERS

SOLO TACKLES

25 T. Dodson	35
23 A. Watts	34
42 O. Alaka	25
11 L. Pryor	20
10 M. Jones	18

ASSISTED TACKLES

42 O. Alaka	23
25 T. Dodson	22
23 A. Watts	15
88 K. Keke	14
46 L. Durham	12

TACKLES FOR LOSS/YDS

42 O. Alaka	11.0/55
25 T. Dodson	8.0/37
23 A. Watts	7.5/16
46 L. Durham	5.5/26
92 Z. Henderson	5.0/30

QB SACKS/YDS

46 L. Durham	5.5/26
42 O. Alaka	5.0/43
25 T. Dodson	4.5/26
40 J. Johnson	3.5/24
92 Z. Henderson	2.5/20

SPECIAL TEAMS TACKLES

12 C. Gillaspia	6
26 D. Capers-Smith	5
15 A. Hansford	4
58 B. White	3
16 K. Siverand	3

PARTICIPATION CHART

	Name	GP/GS	UCLA	NICH	UL	ARK	SC	BAMA	UF	MSU	AUB	UNM	OM	LSU
42	Otar Alaka	7/7	START	START	START	START	START	START	START					
2	Jhamon Ausbon	7/7	START	START	START	START	START	START	START					
14	Camron Buckley	7/-	XXX	XXX	XXX	XXX	XXX	XXX	XXX					
25	Kendall Bussey	7/-	XXX	XXX	XXX	XXX	XXX	XXX	XXX					
26	D. Capers-Smith	7/1	START	XXX	XXX	XXX	XXX	XXX	XXX					
14	Keldrick Carper	6/-	XXX	XXX	XXX	XXX	XXX	...	XXX					
16	Clyde Chriss	7/-	XXX	XXX	XXX	XXX	XXX	XXX	XXX					
2	Micheal Clemons	7/-	XXX	XXX	XXX	XXX	XXX	XXX	XXX					
89	Kalvin Cline	7/-	XXX	XXX	XXX	XXX	XXX	XXX	XXX					
66	Robert Congel	3/-	XXX	XXX	XXX					
9	Q. Cunningham	6/3	START	XXX	START	START	XXX	XXX	...					
79	C. Daimler	1/-	XXX					
1	Quartney Davis	3/-	XXX	XXX	XXX					
25	Tyrel Dodson	7/7	START	START	START	START	START	START	START					
8	Justin Dunning	3/-	XXX	...	XXX	XXX					
46	Landis Durham	7/4	XXX	START	XXX	XXX	START	START	START					
27	Roney Elam	5/-	XXX	XXX	XXX	XXX	XXX					
22	Kwame Etwi	1/-	XXX					
7	Keith Ford	7/2	XXX	XXX	START	XXX	XXX	START	XXX					
45	Austin Frey	7/-	XXX	XXX	XXX	XXX	XXX	XXX	XXX					
28	Travon Fuller	7/-	XXX	XXX	XXX	XXX	XXX	XXX	XXX					
35	Riley Garner	7/-	XXX	XXX	XXX	XXX	XXX	XXX	XXX					
12	C. Gillaspia	7/-	XXX	XXX	XXX	XXX	XXX	XXX	XXX					
54	Carson Green	6/-	XXX	XXX	XXX	XXX	XXX	...	XXX					
15	Aaron Hansford	7/2	START	XXX	XXX	XXX	START	XXX	XXX					
92	Z. Henderson	7/6	START	START	START	XXX	START	START	START					
19	Anthony Hines	7/-	XXX	XXX	XXX	XXX	XXX	XXX	XXX					
73	Jared Hocker	6/1	XXX	...	START	XXX	XXX	XXX	XXX					
18	Antonio Howard	5/1	XXX	...	XXX	...	START	XXX	XXX					
10	Jake Hubenak	2/-	XXX	XXX					
7	Buddy Johnson	7/3	XXX	XXX	XXX	START	XXX	START	START					
40	Jarrett Johnson	7/7	START	START	START	START	START	START	START					
9	Hezekiah Jones	6/-	XXX	XXX	XXX	XXX	...	XXX	XXX					
10	Myles Jones	7/4	START	START	START	XXX	XXX	XXX	START					
88	Kingsley Keke	7/7	START	START	START	START	START	START	START					
23	Jacob Kibodi	3/-	...	XXX	XXX	XXX					
82	M. Kirchner	1/-	XXX					
3	Christian Kirk	7/7	START	START	START	START	START	START	START					
50	Mac Labhart	1/-	XXX					
36	Daniel LaCamera	7/-	XXX	XXX	XXX	XXX	XXX	XXX	XXX					
70	Connor Lanfear	7/6	START	START	XXX	START	START	START	START					
5	Daylon Mack	7/1	XXX	XXX	XXX	START	XXX	XXX	XXX					
95	J. Madubuike	7/-	XXX	XXX	XXX	XXX	XXX	XXX	XXX					
56	Keeath Magee	3/-	XXX	...	XXX	XXX					
34	Braden Mann	7/-	XXX	XXX	XXX	XXX	XXX	XXX	XXX					
75	Koda Martin	7/5	XXX	XXX	START	START	START	START	START					
77	Ryan McCollum	7/6	START	START	XXX	START	START	START	START					
64	Erik McCoy	7/7	START	START	START	START	START	START	START					
11	Kellen Mond	7/6	XXX	START	START	START	START	START	START					
65	Dan Moore	4/1	XXX	XXX	XXX	...	START					
21	Charles Oliver	6/5	START	START	...	START	START	START	XXX					
6	Roshaud Paul	7/-	XXX	XXX	XXX	XXX	XXX	XXX	XXX					
93	Jayden Peevy	6/-	XXX	...	XXX	XXX	XXX	XXX	XXX					
76	Colton Prater	6/3	START	START	START	...	XXX	XXX	XXX					
11	Larry Pryor	7/4	XXX	START	START	START	START	XXX	XXX					
4	Damion Ratley	7/6	START	START	START	START	START	XXX	START					
29	Debone Renfro	7/5	XXX	XXX	START	START	START	START	START					
99	Josh Rogers	1/-	XXX					
13	Kendrick Rogers	7/-	XXX	XXX	XXX	XXX	XXX	XXX	XXX					
86	Tanner Schorp	7/5	XXX	START	START	START	XXX	START	START					
16	Kemah Siverand	7/-	XXX	XXX	XXX	XXX	XXX	XXX	XXX					
17	Nick Starkel	1/1	START					
78	K. Sutherland	6/6	START	START	START	START	START	START	...					
18	Shane Tripucka	7/-	XXX	XXX	XXX	XXX	XXX	XXX	XXX					
4	Derrick Tucker	5/2	XXX	XXX	XXX	START	START					
23	Armani Watts	7/7	START	START	START	START	START	START	START					
58	Braden White	7/-	XXX	XXX	XXX	XXX	XXX	XXX	XXX					
5	T. Williams	6/6	START	START	...	START	START	START	START					
24	Priest Willis	6/2	XXX	START	START	XXX	XXX	XXX	...					
6	Donovan Wilson	1/1	START					



RUSHING/RECEIVING/PASSING GAME-BY-GAME

RUSHING

	Name	No-Yds/TD	UCLA	NICH	UL	ARK	SC	BAMA	UF	MSU	AUB	UNM	OM	LSU
5	T. Williams	91-440/5	22-203/2	11-53/1	DNP	17-72/1	16-56/1	15-38/0	10-18/0					
7	Keith Ford	77-343/7	18-114/3	6-20/0	7--4/0	14-102/2	12-70/2	11-19/0	9-22/0					
11	Kellen Mond	80-318/3	15-54/0	3--10/0	7-4/1	10-109/0	16-95/0	14-14/1	15-52/1					
25	Kendall Bussey	37-221/1	4-19/0	15-97/1	13-88/0	1-2/0	3-12/0	-	1-3/0					
23	Jacob Kibodi	5-104/1	DNP	1-3/0	4-101/1	DNP	DNP	DNP	-					
22	Kwame Etwi	6-35/0	DNP	DNP	6-35/0	DNP	DNP	DNP	DNP					
3	Christian Kirk	3-27/0	2--1/0	1-28/0	-	-	-	-	-					
6	Roshauud Paul	1-6/0	-	-	-	-	1-6/0	-	-					
10	Jake Hubenak	9-6/0	-	9-6/0	DNP	DNP	DNP	DNP	DNP					
17	Nick Starkel	2--7/0	2--7/0	DNP	DNP	DNP	DNP	DNP	DNP					
18	Shane Tripucka	1--8/0	-	-	1--8/0	-	-	-	-					

RECEIVING

	Name	No-Yds/TD	UCLA	NICH	UL	ARK	SC	BAMA	UF	MSU	AUB	UNM	OM	LSU
3	Christian Kirk	29-360/5	5-60/0	6-47/1	3-34/1	5-110/2	4-13/0	4-52/1	2-44/0					
4	Damion Ratley	12-300/0	-	1-13/0	2-86/0	2-57/0	4-40/0	1-32/0	2-72/0					
2	Jhamon Ausbon	22-238/1	3-15/0	3-24/0	4-69/1	5-48/0	3-43/0	3-23/0	1-16/0					
5	T. Williams	12-109/0	-	2-14/0	DNP	1-2/0	3-22/0	4-60/0	2-15/0					
14	Camron Buckley	4-95/1	-	-	1-12/1	-	1-11/0	1-39/0	1-33/0					
7	Keith Ford	10-55/0	-	1-12/0	3-16/0	-	2-10/0	4-17/0	-					
16	Clyde Chriss	4-52/0	-	3-39/0	1-13/0	-	-	-	-					
6	Roshauud Paul	7-48/0	1-14/0	-	2-16/0	1-3/0	1-1/0	2-14/0	-					
15	Aaron Hansford	3-39/0	-	2-11/0	1-28/0	-	-	-	-					
25	Kendall Bussey	3-37/0	-	1-12/0	1-6/0	-	1-19/0	-	-					
13	Kendrick Rogers	3-21/0	-	2-5/0	1-16/0	-	-	-	-					
9	Hezekiah Jones	2-13/0	-	2-13/0	-	-	DNP	-	-					
86	Tanner Schorp	3-13/0	-	1-8/0	2-5/0	-	-	-	-					

PASSING

#10 JAKE HUBENAK

	Att	Comp	Int	Pct	Yards	TD	Long	Sack	Yds	Effic
at UCLA				-- Did Not Play --						
NICHOLLS	15	12	0	80.0	93	0	12	2	11	132.1
LOUISIANA				-- Did Not Play --						
vs Arkansas				-- Did Not Play --						
SOUTH CAROLINA				-- Did Not Play --						
ALABAMA				-- Did Not Play --						
at Florida				-- Did Not Play --						
MISSISSIPPI ST										
AUBURN										
NEW MEXICO										
at Ole Miss										
at LSU										
TOTALS	15	12	0	80.0	93	0	12	2	11	132.1

#11 KELLEN MOND

	Att	Comp	Int	Pct	Yards	TD	Long	Sack	Yds	Effic
at UCLA	17	3	0	17.6	27	0	15	4	33	31.0
NICHOLLS	21	12	0	57.1	105	1	27	2	14	114.9
LOUISIANA	34	21	1	61.8	301	3	76	1	8	159.4
vs Arkansas	27	14	1	51.9	216	2	81	1	5	136.1
SOUTH CAROLINA	27	19	0	70.4	159	0	26	1	8	119.8
ALABAMA	29	19	1	65.5	237	1	39	4	27	138.6
at Florida	24	8	1	33.3	180	0	42	2	15	88.0
MISSISSIPPI ST										
AUBURN										
NEW MEXICO										
at Ole Miss										
at LSU										
TOTALS	179	96	4	53.6	1225	7	81	15	110	119.6

#17 NICK STARKEL

	Att	Comp	Int	Pct	Yards	TD	Long	Sack	Yds	Effic
at UCLA	13	6	0	46.2	62	0	14	2	7	86.2
NICHOLLS				-- Did Not Play --						
LOUISIANA				-- Did Not Play --						
vs Arkansas				-- Did Not Play --						
SOUTH CAROLINA				-- Did Not Play --						
ALABAMA				-- Did Not Play --						
at Florida				-- Did Not Play --						
MISSISSIPPI ST										
AUBURN										
NEW MEXICO										
at Ole Miss										
at LSU										
TOTALS	13	6	0	46.2	62	0	14	2	7	86.2

TACKLES GAME-BY-GAME

	Name	Solo-Ast	Total	UCLA	NICH	ULL	ARK	SC	BAMA	UF	MSU	AUB	UNM	OM	LSU
25	Tyrel Dodson	35-22	57	7-2	4-0	2-5	3-2	4-1	10-6	5-6					
23	Armani Watts	34-15	49	12-1	3-2	5-3	5-3	2-1	7-0	0-5					
42	Otar Alaka	25-23	48	4-1	3-5	2-4	1-2	7-2	3-2	5-7					
11	Larry Pryor	20-10	30	6-0	1-1	4-5	3-3	2-0	2-0	2-1					
46	Landis Durham	14-12	26	0-1	4-1	1-2	4-1	3-1	2-3	0-3					
29	Debione Renfro	18-5	23	-	1-0	4-2	6-0	2-0	1-1	4-2					
88	Kingsley Keke	9-14	23	1-1	0-2	0-1	3-3	1-0	1-2	3-5					
92	Z. Henderson	11-9	20	1-1	1-2	1-0	2-2	3-0	1-3	2-1					
10	Myles Jones	18-2	20	3-0	2-0	5-2	5-0	1-0	-	2-0					
19	Anthony Hines	8-7	15	1-0	-	3-3	-	1-0	0-3	3-1					
26	D. Capers-Smith	8-7	15	2-1	-	0-3	1-0	3-1	0-2	2-0					
4	Derrick Tucker	9-5	14	DNP	DNP	-	-	3-1	4-0	2-4					
21	Charles Oliver	11-1	12	3-0	3-0	DNP	3-0	0-1	1-0	1-0					
18	Antonio Howard	8-4	12	1-0	DNP	-	DNP	3-0	1-2	3-2					
40	Jarrett Johnson	6-4	10	1-0	-	1-1	1-0	2-0	1-3	-					
24	Priest Willis	7-2	9	-	4-0	2-2	1-0	-	-	DNP					
5	Daylon Mack	6-2	8	-	3-2	1-0	-	-	1-0	1-0					
7	Buddy Johnson	2-4	6	1-0	-	-	1-1	-	0-1	0-2					
12	C. Gillaspia	4-2	6	1-0	-	0-1	1-0	-	-	2-1					
14	Keldrick Carper	4-1	5	2-0	-	1-1	1-0	-	DNP	-					
58	Braden White	4-0	4	2-0	-	1-0	1-0	-	-	-					
95	J. Madubuike	1-3	4	-	0-1	-	0-1	-	1-0	0-1					
16	Kemah Siverand	3-1	4	1-1	1-0	-	1-0	-	-	-					
15	Aaron Hansford	2-2	4	-	1-0	-	-	1-0	0-2	-					
9	Q. Cunningham	1-2	3	-	0-2	1-0	-	-	-	DNP					
56	Keeath Magee	1-2	3	DNP	DNP	DNP	-	DNP	-	1-2					
28	Travon Fuller	2-1	3	1-0	-	-	-	-	1-0	0-1					
4	Damion Ratley	0-2	2	-	-	0-1	0-1	-	-	-					
2	Micheal Clemons	1-1	2	-	-	-	-	1-0	-	0-1					
23	Jacob Kibodi	0-1	1	DNP	-	-	DNP	DNP	DNP	0-1					
35	Riley Garner	0-1	1	-	-	-	0-1	-	-	-					
2	Jhamon Ausbon	1-0	1	-	-	1-0	-	-	-	-					
93	Jayden Peevy	0-1	1	-	DNP	-	-	-	-	0-1					
8	Justin Dunning	0-1	1	-	DNP	-	DNP	DNP	DNP	0-1					
27	Roney Elam	0-1	1	0-1	DNP	DNP	-	-	-	-					



SEASON SUPERLATIVES

TEXAS A&M

INDIVIDUAL GAME HIGHS

Rushes	22	T. Williams at UCLA (Sep 03, 2017)
Yards Rushing	203	T. Williams at UCLA (Sep 03, 2017)
TD Rushes	3	Keith Ford at UCLA (Sep 03, 2017)
Long Rush	79	Kellen Mond vs Arkansas (Sep 23, 2017)
Pass attempts	34	Kellen Mond vs Louisiana (Sep 16, 2017)
Pass completions	21	Kellen Mond vs Louisiana (Sep 16, 2017)
Yards Passing	301	Kellen Mond vs Louisiana (Sep 16, 2017)
TD Passes	3	Kellen Mond vs Louisiana (Sep 16, 2017)
Long Pass	81	Kellen Mond vs Arkansas (Sep 23, 2017)
Receptions	6	Christian Kirk vs Nicholls (Sep 09, 2017)
Yards Receiving	110	Christian Kirk vs Arkansas (Sep 23, 2017)
TD Receptions	2	Christian Kirk vs Arkansas (Sep 23, 2017)
Long Reception	81	Christian Kirk vs Arkansas (Sep 23, 2017)
Field Goals	4	Daniel LaCamera at Florida (Oct 14, 2017)
Long Field Goal	52	Daniel LaCamera vs Alabama (Oct 07, 2017)
Punts	8	Shane Tripucka vs South Carolina (Sep 30, 2017)
		Shane Tripucka at Florida (Oct 14, 2017)
Punting Avg	48.8	Shane Tripucka vs Louisiana (Sep 16, 2017)
Long Punt	64	Shane Tripucka vs Louisiana (Sep 16, 2017)
Punts inside 20	3	Shane Tripucka vs South Carolina (Sep 30, 2017)
Long Punt Return	43	Christian Kirk at Florida (Oct 14, 2017)
Long Kickoff Return	100	Christian Kirk vs Arkansas (Sep 23, 2017)
Tackles	16	Tyrel Dodson vs Alabama (Oct 07, 2017)
Sacks	2.0	Landis Durham vs Arkansas (Sep 23, 2017)
		Otaro Alaka vs South Carolina (Sep 30, 2017)
		Landis Durham vs South Carolina (Sep 30, 2017)
Tackles For Loss	5.0	Otaro Alaka vs South Carolina (Sep 30, 2017)
Interceptions	2	Armani Watts vs Louisiana (Sep 16, 2017)

TEAM GAME HIGHS

Rushes	63	at UCLA (Sep 03, 2017)
Yards Rushing	382	at UCLA (Sep 03, 2017)
Yards Per Rush	6.8	vs Arkansas (Sep 23, 2017)
TD Rushes	5	at UCLA (Sep 03, 2017)
Pass attempts	36	vs Nicholls (Sep 09, 2017)
Pass completions	24	vs Nicholls (Sep 09, 2017)
Yards Passing	301	vs Louisiana (Sep 16, 2017)
Yards Per Pass	8.9	vs Louisiana (Sep 16, 2017)
TD Passes	3	vs Louisiana (Sep 16, 2017)
Total Plays	93	at UCLA (Sep 03, 2017)
Total Offense	501	vs Arkansas (Sep 23, 2017)
Yards Per Play	7.3	vs Arkansas (Sep 23, 2017)
Points	50	vs Arkansas (Sep 23, 2017)
Sacks By	7	vs South Carolina (Sep 30, 2017)
First Downs	27	vs Nicholls (Sep 09, 2017)
		vs Louisiana (Sep 16, 2017)
Penalties	7	at Florida (Oct 14, 2017)
Penalty Yards	47	vs South Carolina (Sep 30, 2017)
Turnovers	3	vs Alabama (Oct 07, 2017)
Interceptions By	3	vs Louisiana (Sep 16, 2017)
Punts	8	vs South Carolina (Sep 30, 2017)
		at Florida (Oct 14, 2017)
Punting Avg	48.8	vs Louisiana (Sep 16, 2017)
Long Punt	64	vs Louisiana (Sep 16, 2017)
Punts inside 20	3	vs South Carolina (Sep 30, 2017)
Long Punt Return	43	at Florida (Oct 14, 2017)

OPPONENTS

INDIVIDUAL GAME HIGHS

Rushes	18	Davis,M., at Florida (Oct 14, 2017)
Yards Rushing	124	Damien Harris, vs Alabama (Oct 07, 2017)
TD Rushes	2	David Williams, vs Arkansas (Sep 23, 2017)
Long Rush	79	Franks,F., at Florida (Oct 14, 2017)
Pass attempts	59	Rosen, Josh, at UCLA (Sep 03, 2017)
Pass completions	35	Rosen, Josh, at UCLA (Sep 03, 2017)
Yards Passing	491	Rosen, Josh, at UCLA (Sep 03, 2017)
TD Passes	4	Rosen, Josh, at UCLA (Sep 03, 2017)
Long Pass	54	Rosen, Josh, at UCLA (Sep 03, 2017)
		Fourcade, Chase, vs Nicholls (Sep 09, 2017)
Receptions	15	Wilson, Caleb, at UCLA (Sep 03, 2017)
Yards Receiving	207	Wilson, Caleb, at UCLA (Sep 03, 2017)
TD Receptions	2	Andrews, Darren, at UCLA (Sep 03, 2017)
Long Reception	54	Lasley, Jordan, at UCLA (Sep 03, 2017)
		Jeanpiere, Dami, vs Nicholls (Sep 09, 2017)
Field Goals	2	Fonseca, Lorrán, vs Nicholls (Sep 09, 2017)
		A. Pappanastos, vs Alabama (Oct 07, 2017)
Long Field Goal	44	A. Pappanastos, vs Alabama (Oct 07, 2017)
Punts	8	Sam Geraci, vs Louisiana (Sep 16, 2017)
		Townsend,J., at Florida (Oct 14, 2017)
Punting Avg	47.5	Townsend,J., at Florida (Oct 14, 2017)
Long Punt	67	Townsend,J., at Florida (Oct 14, 2017)
Punts inside 20	3	St. Germain, Ty, vs Nicholls (Sep 09, 2017)
Long Punt Return	12	Henry Ruggs III, vs Alabama (Oct 07, 2017)
Long Kickoff Return	39	De'Vion Warren, vs Arkansas (Sep 23, 2017)
		M. Fitzpatrick, vs Alabama (Oct 07, 2017)
Tackles	16	Pittman, Allen, vs Nicholls (Sep 09, 2017)
Sacks	1.5	Phillips, Jaela, at UCLA (Sep 03, 2017)
		Tuioti-Mariner, at UCLA (Sep 03, 2017)
		Bryan,T., at Florida (Oct 14, 2017)
Tackles For Loss	2.0	Kevon Perry, vs Louisiana (Sep 16, 2017)
		J. Williams, vs South Carolina (Sep 30, 2017)
		M. Fitzpatrick, vs Alabama (Oct 07, 2017)
		Jefferson,C., at Florida (Oct 14, 2017)
Interceptions	1	Tracy Walker, vs Louisiana (Sep 16, 2017)
		Henre' Toliver, vs Arkansas (Sep 23, 2017)
		M. Fitzpatrick, vs Alabama (Oct 07, 2017)
		Taylor,Je., at Florida (Oct 14, 2017)

TEAM GAME HIGHS

Rushes	45	vs Arkansas (Sep 23, 2017)
Yards Rushing	242	at Florida (Oct 14, 2017)
Yards Per Rush	5.8	at Florida (Oct 14, 2017)
TD Rushes	3	vs Arkansas (Sep 23, 2017)
Pass attempts	59	at UCLA (Sep 03, 2017)
Pass completions	35	at UCLA (Sep 03, 2017)
Yards Passing	491	at UCLA (Sep 03, 2017)
Yards Per Pass	10.6	vs Nicholls (Sep 09, 2017)
TD Passes	4	at UCLA (Sep 03, 2017)
Total Plays	84	at UCLA (Sep 03, 2017)
Total Offense	554	at UCLA (Sep 03, 2017)
Yards Per Play	6.6	at UCLA (Sep 03, 2017)
Points	45	at UCLA (Sep 03, 2017)
Sacks By	6	at UCLA (Sep 03, 2017)
First Downs	29	at UCLA (Sep 03, 2017)
Penalties	9	vs Arkansas (Sep 23, 2017)
Penalty Yards	69	vs Arkansas (Sep 23, 2017)
Turnovers	5	vs Louisiana (Sep 16, 2017)
Interceptions By	1	vs Louisiana (Sep 16, 2017)
		vs Arkansas (Sep 23, 2017)
		vs Alabama (Oct 07, 2017)
		at Florida (Oct 14, 2017)
Punts	9	at Florida (Oct 14, 2017)
Punting Avg	46.8	at UCLA (Sep 03, 2017)
Long Punt	67	at Florida (Oct 14, 2017)
Punts inside 20	3	vs Nicholls (Sep 09, 2017)
Long Punt Return	12	vs Alabama (Oct 07, 2017)

MISCELLANEOUS STATISTICS

STARTING FIELD POSITION

	A&M Avg. Start	Opp. Avg. Start	A&M Advantage
at UCLA	own 36	own 26	+ 10
NICHOLLS	own 25	own 25	-
LOUISIANA	own 33	own 31	+ 2
vs. Arkansas	own 31	own 30	+ 1
SOUTH CAROLINA	own 30	own 27	+ 3
ALABAMA	own 28	own 34	- 6
at Florida	own 30	own 24	+ 6
MISSISSIPPI ST			
AUBURN			
NEW MEXICO			
at Ole Miss			
at LSU			
Totals	own 31.9	own 28.7	

POINTS OFF TURNOVERS

Opponent	TEXAS A&M				OPPONENTS			
	TOs	TDs	FG-Att	Pts.	A&M TOs	TDs	FG-Att	Pts.
at UCLA	3	1	2-2	17	0	0	0-0	0
NICHOLLS	2	0	0-0	0	0	0	0-0	0
LOUISIANA	5	4	0-0	28	2	2	0-0	14
vs Arkansas	1	0	0-0	0	1	1	0-0	7
SOUTH CAROLINA	1	0	0-0	0	1	0	0-1	0
ALABAMA	1	1	0-0	7	3	1	0-0	7
at Florida	2	0	0-0	0	1	0	0-0	0
MISSISSIPPI ST								
AUBURN								
NEW MEXICO								
at Ole Miss								
at LSU								
Totals	15 (12/8, 7 int)	2	2-2	52	8 (11/4, 4 int)	4	0-0	28

F/L: total fumbles/fumbles lost

PENALTIES

	A&M Pen.-Yds.	Opp. Pen.-Yds.	A&M Yd Diff
at UCLA	5-39	7-56	- 17
NICHOLLS	4-45	7-54	- 9
LOUISIANA	3-17	4-25	- 8
vs Arkansas	6-36	9-69	- 33
SOUTH CAROLINA	5-47	2-10	+ 37
ALABAMA	6-45	6-50	- 5
at Florida	7-46	6-44	+ 2
MISSISSIPPI ST			
AUBURN			
NEW MEXICO			
at Ole Miss			
at LSU			
Totals (per gm avg.)	36-275 (39.3)	41-278 (39.7)	

GAME-OPENING DRIVES

	TEXAS A&M					OPPONENTS				
	Pts	Res	1Dn	Pl-Yds	Time	Pts	Res	1Dn	Pl-Yds	Time
at UCLA	7	TD	5	12-75	4:28	3	FG	3	13-53	3:51
NICHOLLS	7	TD	4	8-79	3:21	0	PUNT	1	5-25	2:51
LOUISIANA	0	PUNT	2	7-43	2:53	0	PUNT	1	4-27	2:28
vs. Arkansas	0	PUNT	1	4-22	2:29	7	TD	3	7-65	3:27
SOUTH CAROLINA	0	PUNT	1	5-25	2:05	0	PUNT	0	3-4	1:05
ALABAMA	0	PUNT	0	3-2	1:48	0	PUNT	0	3-8	1:36
at Florida	0	PUNT	0	3-(5)	1:24	3	FG	4	13-63	5:49
MISSISSIPPI ST										
AUBURN										
NEW MEXICO										
at Ole Miss										
at LSU										
Totals	14		13	6-34*	2:38*	13		12	7-35*	3:01*

* average

SECOND HALF-OPENING DRIVES

	TEXAS A&M					OPPONENTS				
	Pts	Res	1Dn	Pl-Yds	Time	Pts	Res	1Dn	Pl-Yds	Time
at UCLA	0	PUNT	0	3-1	0:52	0	FUMBLE	1	4-7	1:35
NICHOLLS	0	PUNT	0	3-(2)	1:23	0	PUNT	1	5-24	2:22
LOUISIANA	7	TD	6	9-81	2:19	0	INT	2	7-34	2:14
vs Arkansas	7	TD	4	9-71	3:37	0	PUNT	1	6-11	2:35
SOUTH CAROLINA	0	PUNT	2	8-43	3:19	7	TD	3	6-80	2:17
ALABAMA	0	DOWNS	2	8-44	3:10	7	TD	2	9-75	3:59
at Florida	7	TD	2	6-55	1:45	0	PUNT	0	3-5	2:09
MISSISSIPPI ST										
AUBURN										
NEW MEXICO										
at Ole Miss										
at LSU										
Totals	21		16	7-42*	2:20*	14		10	6-34*	2:27*

* average

^ drive began following turnover

A&M SCORING DRIVES

	Scoring Drives	TIME		PLAYS		5 or less	1-Play
		Total	Avg	Total	Avg		
at UCLA	8	20:22	2:33	56	7.0	3	1
NICHOLLS	4	16:52	4:13	42	10.3	0	0
LOUISIANA	6	11:55	1:59	37	6.2	3	1
vs Arkansas	7	18:46	2:41	50	7.1	4	0
SOUTH CAROLINA	4	14:12	3:33	34	8.5	1	0
ALABAMA	3	8:40	2:53	20	6.7	1	0
at Florida	5	12:30	2:30	38	7.6	0	0
MISSISSIPPI ST							
AUBURN							
NEW MEXICO							
at Ole Miss							
at LSU							
Totals	37	103:17	2:47	277	7.5	12	2

* not including overtime possessions or defensive/special teams touchdowns

STARTING LINEUPS

OFFENSIVE STARTERS

	WR	LT	LG	C	RG	RT	TE/WR	RB/WR	WR	QB	RB/WR
at UCLA	KIRK	MARTIN	MCCOY	PRATER	LANFEAR	SUTHERLAND	CLINE	RATLEY	AUSBON	STARKEL	FORD
NICHOLLS	KIRK	PRATER	MCCOLLUM	MCCOY	LANFEAR	SUTHERLAND	SCHORP	RATLEY	AUSBON	MOND	WILLIAMS
LOUISIANA	KIRK	MARTIN	MCCOY	PRATER	HOCKER	SUTHERLAND	SCHORP	RATLEY	AUSBON	MOND	FORD
vs Arkansas	KIRK	MARTIN	MCCOLLUM	MCCOY	LANFEAR	SUTHERLAND	SCHORP	RATLEY	AUSBON	MOND	WILLIAMS
SOUTH CAROLINA	KIRK	MARTIN	MCCOLLUM	MCCOY	LANFEAR	SUTHERLAND	HANSFORD	RATLEY	AUSBON	MOND	WILLIAMS
ALABAMA	KIRK	MARTIN	MCCOLLUM	MCCOY	LANFEAR	SUTHERLAND	SCHORP	FORD	AUSBON	MOND	WILLIAMS
at Florida	KIRK	MARTIN	MCCOLLUM	MCCOY	LANFEAR	MOORE	SCHORP	RATLEY	AUSBON	MOND	WILLIAMS
MISSISSIPPI ST											
AUBURN											
NEW MEXICO											
at Ole Miss											
at LSU											

DEFENSIVE STARTERS

	DE	NG	DT	DE	LB	LB	LB/NICKLE	CB	CB	SS	FS
at UCLA	CUNNINGHAM	KEKE	HENDERSON	J. JOHNSON	DODSON	ALAKA	CAPERS-SMITH*	JONES	OLIVER	WILSON	WATTS
NICHOLLS	DURHAM	KEKE	HENDERSON	J. JOHNSON	DODSON	ALAKA	WILLIS*	JONES	OLIVER	PRYOR	WATTS
LOUISIANA	CUNNINGHAM	KEKE	HENDERSON	J. JOHNSON	DODSON	ALAKA	WILLIS*	JONES	RENFRO	PRYOR	WATTS
vs Arkansas	CUNNINGHAM	KEKE	MACK	J. JOHNSON	DODSON	ALAKA	B. JOHNSON	RENFRO	OLIVER	PRYOR	WATTS
SOUTH CAROLINA	DURHAM	KEKE	HENDERSON	J. JOHNSON	DODSON	ALAKA	HOWARD*	RENFRO	OLIVER	PRYOR	WATTS
ALABAMA	DURHAM	KEKE	HENDERSON	J. JOHNSON	DODSON	ALAKA	B. JOHNSON	RENFRO	OLIVER	TUCKER	WATTS
at Florida	DURHAM	KEKE	HENDERSON	J. JOHNSON	DODSON	ALAKA	B. JOHNSON	RENFRO	JONES	TUCKER	WATTS
MISSISSIPPI ST											
AUBURN											
NEW MEXICO											
at Ole Miss											
at LSU											

* Started as a nickel back

START CHART

	Career Starts	Consec Starts
Armani Watts	37	7
Christian Kirk	30	18
Otaro Alaka	27	20
Zaycoven Henderson	21	3
Erik McCoy	20	20
Keaton Sutherland	17	—
Donovan Wilson	15	—
Kingsley Keke	15	15
Colton Prater	15	—
Connor Lanfear	14	4
Nick Harvey	13	—
Keith Ford	12	1
Damion Ratley	11	1
Jarett Johnson	10	7
Koda Martin	10	5
Priest Willis	9	—
Trayveon Williams	8	4
Tanner Schorp	8	2
Jhamon Ausbon	7	7
Tyrel Dodson	7	7
Charles Oliver	7	—
Larry Pryor	7	—
Kellen Mond	6	6
Deshawn Capers-Smith	6	—
Debione Renfro	5	5
Ryan McCollum	5	4
Landis Durham	4	3
Myles Jones	4	1
Qualen Cunningham	4	—
Buddy Johnson	3	2
Jake Hubenak	3	—
Derrick Tucker	2	2
Dan Moore, Jr.	1	1
Antonio Howard	1	—
Aaron Hansford	1	—
Daylon Mack	1	—
Kalvin Cline	1	—
Nick Starkel	1	—
Justin Dunning	1	—
Jared Hocker	1	—

12TH MAN REP

	12th Man	#
at UCLA	Gillaspia	14
NICHOLLS	Gillaspia	15
LOUISIANA	Gillaspia	16
vs Ark	Gillaspia	17
SC	Gillaspia	18
BAMA	Gillaspia	19
at Florida	Gillaspia	20
MSU		
AUBURN		
NEW MEXICO		
at Ole Miss		
at LSU		

- appearances as 12th Man representative

TEXAS A&M'S 20-PLUS YARD PLAYS (42)

Yards	Type	Player(s)	Opponent
*100	KR	Christian Kirk	Arkansas
*81	Pass	Christian Kirk from Kellen Mond	Arkansas
79	Rush	Kellen Mond	Arkansas
76	Pass	Damion Ratley from Kellen Mond	Louisiana
72	Rush	T. Williams	UCLA
71	KR	Clyde Chriss	Louisiana
*67	Rush	Jacob Kibodi	Louisiana
*61	Rush	T. Williams	UCLA
50	Pass	Damion Ratley from Kellen Mond	Arkansas
*44	Rush	Keith Ford	Arkansas
43	PR	Christian Kirk	Florida
42	Pass	Damion Ratley from Kellen Mond	Florida
41	Rush	Kendall Bussey	Nicholls
40	Pass	Christian Kirk from Kellen Mond	Florida
*40	INT	Tyrel Dodson	Louisiana
39	Pass	Camron Buckley from Kellen Mond	Alabama
37	KR	Christian Kirk	UCLA
33	Pass	Camron Buckley from Kellen Mond	Florida
32	Pass	Damion Ratley from Kellen Mond	Alabama
31	Pass	T. Williams from Kellen Mond	Alabama
30	Pass	Damion Ratley from Kellen Mond	Florida
28	Pass	Aaron Hansford from Kellen Mond	Louisiana
28	Rush	Christian Kirk	Nicholls
*27	Pass	Christian Kirk from Kellen Mond	Nicholls
27	KR	Christian Kirk	UCLA
26	Pass	Damion Ratley from Kellen Mond	South Carolina
25	KR	Christian Kirk	UCLA
25	Pass	Christian Kirk from Kellen Mond	Alabama
*24	Pass	Jhamon Ausbon from Kellen Mond	Louisiana
24	PR	Roshauud Paul	Louisiana
23	Pass	Clyde Chriss from Kellen Mond	Nicholls
*23	Rush	Keith Ford	Arkansas
23	KR	Christian Kirk	Nicholls
23	KR	Christian Kirk	UCLA
22	Pass	Jhamon Ausbon from Kellen Mond	Louisiana
21	Pass	Jhamon Ausbon from Kellen Mond	South Carolina
21	KR	Christian Kirk	Nicholls
21	KR	Christian Kirk	Arkansas
20	Rush	Kendall Bussey	Nicholls
20	Rush	Keith Ford	UCLA
20	KR	Christian Kirk	Alabama
20	Rush	Kellen Mond	Alabama

* touchdown scored on play

BY LENGTH

Yards	No.	TD
100+	1	1
90-99	0	0
80-89	1	1
70-79	4	0
60-69	2	2
50-59	1	0
40-49	6	2
30-39	6	0
20-29	21	3

BY PLAY TYPE

Type	No.	TD
Rushing	11	4
Passing	18	3
Punt returns	2	0
Kick returns	10	1
Interceptions	1	1
Fumble returns	0	0
Other	0	0
TOTAL	42	9

20-YARD PLUS BY PLAYER

Player	No.	TD	R	P	KR	PR	IR	FR
Christian Kirk	15	3	1	4	9	1	0	0
Damion Ratley	6	0	0	6	0	0	0	0
Keith Ford	3	2	3	0	0	0	0	0
Jhamon Ausbon	3	1	0	3	0	0	0	0
T. Williams	3	1	2	1	0	0	0	0
Clyde Chriss	2	0	0	1	1	0	0	0
Camron Buckley	2	0	0	2	0	0	0	0
Kendall Bussey	2	0	2	0	0	0	0	0
Kellen Mond	2	0	2	0	0	0	0	0
Jacob Kibodi	1	1	1	0	0	0	0	0
Tyrel Dodson	1	1	0	0	0	0	1	0
Aaron Hansford	1	0	0	1	0	0	0	0
Roshauud Paul	1	0	0	0	0	1	0	0
TOTAL	42	9	11	18	10	2	1	0

LONGEST PLAYS OF 2017

RUSHING

79 Kellen Mond vs Arkansas.....Sept. 23

RUSHING TOUCHDOWN

67 Jacob Kibodi vs Louisiana.....Sept. 16

PASSING

81 Christian Kirk from Kellen Mond vs Arkansas.....Sept. 23

PASSING TOUCHDOWN

81 Christian Kirk from Kellen Mond vs Arkansas.....Sept. 23

PUNT RETURN

43 Christian Kirk at Florida.....Oct. 15

KICK RETURN

100 Christian Kirk vs Arkansas.....Sept. 23

INTERCEPTION RETURN

40 Tyrel Dodson vs Louisiana.....Sept. 16

FUMBLE RETURN

18 Armani Watts at UCLA.....Sept. 3

PUNT

64 Shane Tripucka vs Louisiana.....Sept. 16

FIELD GOAL

52 Daniel LaCamera vs Alabama.....Oct. 7

BY OPPONENT

	UCLA	NICH	UL	ARK	SC	BAMA	UF	MSU	AUB	UNM	OM	LSU
Rushing	3	3	1	3	0	1	0					
Passing	0	2	4	2	2	4	4					
Punt returns	0	0	1	0	0	0	1					
Kick returns	4	2	1	2	0	1	0					
Interceptions	0	0	1	0	0	0	0					
Fumble returns	0	0	0	0	0	0	0					
Other	0	0	0	0	0	0	0					
TOTAL	7	7	8	7	2	6	5					



OPPONENTS' 20-PLUS YARD PLAYS (49)

Yards	Type	Player(s)	Opponent
79	Rush.....	Franks,F.....	Florida
*75	Rush.....	Damien Harris.....	Alabama
54	Pass.....	Jordan Lasley from Josh Rosen.....	UCLA
54	Pass.....	Damion Jeanpiere from Chase Fourcade.....	Nicholls
*45	Pass.....	Shi Smith from Jake Bentley.....	South Carolina
45	Pass.....	Jonathan Nance from Austin Allen.....	Arkansas
45	Pass.....	Damion Jeanpiere from Chase Fourcade.....	Nicholls
*44	Pass.....	Jonathan Nance from Austin Allen.....	Arkansas
*42	Pass.....	Darren Andrews from Josh Rosen.....	UCLA
39	KR.....	M. Fitzpatrick.....	Alabama
39	KR.....	De'Vion Warren.....	Arkansas
38	Rush.....	Jalen Hurts.....	Alabama
37	Pass.....	Keenan Barnes from Jordan Davis.....	Louisiana
36	Pass.....	Damion Jeanpiere from Chase Fourcade.....	Nicholls
34	Rush.....	T. Williams.....	South Carolina
32	Rush.....	Davis,M.....	Florida
31	KR.....	Rashad Fenton.....	South Carolina
31	Pass.....	Austin Cantrell from Austin Allen.....	Arkansas
30	Pass.....	Calvin Ridley from Jalen Hurts.....	Alabama
30	Rush.....	Jordan Jones.....	Arkansas
29	Pass.....	Shi Smith from Jake Bentley.....	South Carolina
29	KR.....	Darnay Holmes.....	UCLA
28	Pass.....	Darren Andrews from Josh Rosen.....	UCLA
27	Rush.....	Damien Harris.....	Alabama
27	KR.....	Rashad Fenton.....	South Carolina
27	Pass.....	Hayden Hurst from Jake Bentley.....	South Carolina
26	KR.....	Lemons,A.....	Florida
26	Pass.....	David Williams from Austin Allen.....	Arkansas
26	Pass.....	Caleb Wilson from Josh Rosen.....	UCLA
25	Pass.....	Hayden Hurst from Jake Bentley.....	South Carolina
25	Pass.....	Bryan Edwards from Jake Bentley.....	South Carolina
24	KR.....	Lemons,A.....	Florida
24	Pass.....	Caleb Wilson from Josh Rosen.....	UCLA
24	Pass.....	Caleb Wilson from Josh Rosen.....	UCLA
23	Pass.....	Dai'Jean Dixon from Chase Fourcade.....	Nicholls
23	KR.....	Darnay Holmes.....	UCLA
23	KR.....	Darnay Holmes.....	UCLA
22	Rush.....	Chase Hayden.....	Arkansas
21	Pass.....	Bryan Edwards from Jake Bentley.....	South Carolina
21	Rush.....	Devwah Whaley.....	Arkansas
21	Rush.....	David Williams.....	Arkansas
21	Pass.....	Keenan Barnes from Jordan Davis.....	Louisiana
21	KR.....	A. Johnson.....	Louisiana
21	Pass.....	Jarrell Rogers from Chase Fourcade.....	Nicholls
20	Pass.....	Davis,M. from Franks,F.....	Florida
20	Rush.....	Jordan Jones.....	Arkansas
20	Rush.....	Trey Rags.....	Louisiana
20	Pass.....	Caleb Wilson from Josh Rosen.....	UCLA
20	Pass.....	Damion Jeanpiere from Chase Fourcade.....	Nicholls

* touchdown scored on play

BY LENGTH

Yards	No.	TD
100+	0	0
90-99	0	0
80-89	0	0
70-79	2	1
60-69	0	0
50-59	2	0
40-49	5	3
30-39	11	0
20-29	29	0

BY PLAY TYPE

Type	No.	TD
Rushing	12	1
Passing	27	3
Punt returns	0	0
Kick returns	10	0
Interceptions	0	0
Fumble returns	0	0
Other	0	0
TOTAL	49	4

LONGEST PLAYS OF 2017

RUSHING

79 F. Franks of Florida.....Oct. 14

RUSHING TOUCHDOWN

75 Damien Harris of Alabama..... Oct. 7

PASSING

54 Jordan Lasley from Josh Rosen of UCLA..... Sept. 3

54 Damion Jeanpiere from Chase Fourcade of Nicholls..... Sept. 9

PASSING TOUCHDOWN

44 Shi Smith from Jake Bentley of South Carolina..... Sept. 30

PUNT RETURN

12 Henry Ruggs III of Alabama..... Oct. 7

KICK RETURN

39 De'Vion Warren of Arkansas..... Sept. 23

39 Minkah Fitzpatrick of Alabama..... Oct. 7

INTERCEPTION RETURN

4 Tracy Walker of Louisiana..... Sept. 16

FUMBLE RETURN

None

PUNT

67 J. Townsend of Florida.....Oct. 14

FIELD GOAL

44 A. Pappanastos of Alabama..... Oct. 7



THE LAST TIME...

100-YARD RUSHER

by A&M..... 109, Kellen Mond & 102, Keith Ford vs Arkansas (Sept. 23, 2017)
by Opp..... 124, Damien Harris of Alabama (Oct. 7, 2017)

TWO 100-YARD RUSHERS

by A&M..... 109, Kellen Mond vs Arkansas (Sept. 23, 2017)
102, Keith Ford vs Arkansas (Sept. 23, 2017)
by Opp..... 182, Nick Fitzgerald of Mississippi State (Nov. 5, 2016)
140, Aeris Williams of Mississippi State (Nov. 5, 2016)

200-YARD RUSHER

by A&M..... 203, Trayveon Williams at UCLA (Sept. 3, 2017)
by Opp..... 285, Derrius Guice of LSU (Nov. 24, 2016)

60-YARD RUSH PLAY

by A&M..... 79, Kellen Mond vs Arkansas (Sept. 23, 2017)
by Opp..... 79, F. Franks of Florida (Oct. 14, 2017)

THREE-OR-MORE RUSHING TDs

by A&M..... 3, Keith Ford at UCLA (Sept. 3, 2017)
by Opp..... 4, Derrius Guice of LSU (Nov. 24, 2016)

TEAM RUSHED FOR 300 YARDS

by A&M..... 382 at UCLA (Sept. 3, 2017)
by Opp..... 365, Mississippi State (Nov. 5, 2016)

TEAM RUSHED FOR LESS THAN 100 YARDS

by A&M..... 83 at Florida (Oct. 14, 2017)
by Opp..... 23 by South Carolina (Sept. 30, 2017)

300-YARD PASSER

by A&M..... 301, Kellen Mond vs Louisiana (Sept. 16, 2017)
by Opp..... 491, Josh Rosen of UCLA (Sept. 3, 2017)

400-YARD PASSER

by A&M..... 401, Kenny Hill vs Ole Miss (Oct. 11, 2014)
by Opp..... 491, Josh Rosen of UCLA (Sept. 3, 2017)

SCORED ON OVER A 50-YARD PASS PLAY

by A&M..... 81 yds, Christian Kirk from Kellen Mond vs Arkansas (Sept. 23, 2017)
by Opp..... 79 yds, Byron Pringle from Kesse Ertz of Kansas State (Dec. 28, 2016)

30 PASS COMPLETIONS

by A&M..... 30, Trevor Knight vs Kansas State (Dec. 28, 2016)
by Opp..... 35, Josh Rosen of UCLA (Sept. 3, 2017)

40 PASS ATTEMPTS

by A&M..... 48, Trevor Knight vs Kansas State (Dec. 28, 2016)
by Opp..... 43, Jordan Davis of Louisiana (Sept. 16, 2017)

THREE-OR-MORE TD PASSES

by A&M..... 3, Kellen Mond vs Louisiana (Sept. 16, 2017)
by Opp..... 4, Josh Rosen of UCLA (Sept. 3, 2017)

FOUR-OR-MORE TD PASSES

by A&M..... 4, Kyle Allen vs Nevada (Sept. 19, 2015)
by Opp..... 4, Josh Rosen of UCLA (Sept. 3, 2017)

100-YARD RECEIVER

by A&M..... 110, Christian Kirk vs Arkansas (Sept. 23, 2017)
by Opp..... 118, Keenan Barnes of Louisiana (Sept. 16, 2017)

10-OR-MORE RECEIVERS

by A&M..... 11 vs Louisiana (Sept. 16, 2017)
by Opp..... 10, Tennessee (Oct. 8, 2016)

10-OR-MORE RECEPTIONS

by A&M..... 12, Josh Reynolds vs Kansas State (Dec. 28, 2016)
by Opp..... 12, Keenan Barnes of Louisiana (Sept. 16, 2017)

FOUR FIELD GOALS

by A&M..... 4, Daniel LaCamera at Florida (Oct. 14, 2017)
by Opp..... 4, Daniel Carlson of Auburn (Nov. 7, 2015)

50-YARD FIELD GOAL

by A&M..... 52, Daniel LaCamera (Oct. 7, 2017)
by Opp..... 51, Caleb Sturgis of Florida (Sept. 8, 2012)

60-YARD FIELD GOAL

by A&M..... 62, Terence Kitchens vs Southern Miss (Sept. 25, 1999)

RECORDED A BLOCKED PUNT

by A&M..... Cullen Gillaspia vs Alabama (4th Qtr) (Oct. 7, 2017)
by Opp..... Carring Byndom of Texas (4th Qtr) (Nov. 25, 2010)

RECORDED A BLOCKED FIELD GOAL ATTEMPT

by A&M..... Justin Evans vs Prairie View A&M (1st Qtr) (Sept. 10, 2016)
by Opp..... Josh Boyd of Mississippi State (2nd Qtr) (Nov. 3, 2012)

A KICKOFF WAS RETURNED FOR A TD

by A&M..... 100 yards, Christian Kirk vs Arkansas (Sept. 23, 2017)
by Opp..... 81 yards, Brandon Boykin of Georgia (Dec. 28, 2009)

PUNT RETURN FOR A TD

by A&M..... 93 yards, Christian Kirk vs Mississippi State (Nov. 5, 2016)
by Opp..... 78 yards, Dez Bryant of Oklahoma State (Oct. 4, 2008)

BLOCKED PUNT RETURN FOR A TD

by A&M..... Jaxson Appel vs SMU, 1 yard (Sept. 17, 2005)
by Opp..... Courtney Herndon of Kansas State, 10 yards (Oct. 11, 2008)

INTERCEPTION RETURNED FOR A TD

by A&M..... Tyrel Dodson vs Louisiana, 40 yds (Sept. 16, 2017)
by Opp..... Minkah Fitzpatrick of Alabama, 55 yds (Oct. 17, 2015)

FUMBLE RECOVERY FOR A TD

by A&M..... Deshazor Everett vs SMU of 12 yards (Sept. 21, 2013)
by Opp..... Jonathan Allen of Alabama, 30 yds (Oct. 22, 2016)

A TEAM SCORED A SAFETY

by A&M..... vs Alabama in College Station (Oct. 7, 2017)
(Gillaspia blocked punt out of endzone)
by Opp..... by Oklahoma in College Station (Nov. 6, 2010)
(A&M punt blocked and recovered in endzone)

OVERTIME HISTORY

(12-6 OVERALL, 7-3 HOME, 1-2 AWAY, 4-1 NEUTRAL)

Nov. 1, 1997	A&M 28, Oklahoma State 25	1 OT	College Station
Dec. 5, 1998	A&M 36, Kansas State 33	2 OT	St. Louis (Big 12 Championship)
Dec. 31, 2000	Mississippi State 43, A&M 41	1 OT	Shreveport, La. (Independence Bowl)
Oct. 5, 2002	Texas Tech 48, A&M 47	1 OT	College Station
Nov. 16, 2002	Missouri 33, A&M 27	2 OT	College Station
Oct. 23, 2004	A&M 29, Colorado 26	1 OT	College Station
Oct. 30, 2004	Baylor 35, A&M 34	1 OT	Waco, Texas
Nov. 13, 2004	A&M 32, Texas Tech 25	1 OT	College Station
Oct. 1, 2005	A&M 16, Baylor 13	1 OT	College Station
Oct. 21, 2006	A&M 34, Oklahoma State 33	1 OT	Stillwater, Okla.
Sept. 8, 2007	A&M 47, Fresno State 45	3 OT	College Station
Oct. 29, 2011	Missouri 38, A&M 31	1 OT	College Station
Nov. 11, 2011	Kansas State 53, A&M 50	4 OT	Manhattan, Kan.
Sept. 27, 2014	A&M 35, Arkansas 28	1 OT	Arlington, Texas
Sept. 26, 2015	A&M 28, Arkansas 21	1 OT	Arlington, Texas
Sept. 3, 2016	A&M 31, UCLA 24	1 OT	College Station
Oct. 8, 2016	A&M 45, Tennessee 38	2 OT	College Station
Sept. 23, 2017	A&M 50, Arkansas 43	1 OT	Arlington, Texas

SEASON/CAREER STATISTICS

OFFENSE

SEASON STATISTICS

CAREER STATISTICS

RUSHING

	GP	Att	Gain	Loss	Net	Avg	TD	Long	Avg/G		GP	Att	Gain	Loss	Net	Avg	TD	Long	Avg/G
T. Williams	6	91	457	17	440	4.8	5	72	73.3	19	247	1540	43	1497	6.1	13	89	78.8
Keith Ford	7	77	356	13	343	4.5	7	44	49.0	20	203	1057	45	1012	5.0	13	44	50.6
Kellen Mond	7	80	447	129	318	4.0	3	79	45.4	7	80	447	129	318	4.0	3	79	45.4
Kendall Bussey	7	37	227	6	221	6.0	1	41	31.6	12	57	400	7	393	6.9	1	41	32.8
Jacob Kibodi	3	5	104	0	104	20.8	1	67	34.7	3	5	104	0	104	20.8	1	67	34.7
Kwame Etwi	1	6	35	0	35	5.8	0	17	35.0	11	36	252	3	249	6.9	1	42	22.6
Christian Kirk	7	3	34	7	27	9.0	0	28	3.9	33	22	137	21	116	5.3	0	28	3.5
Roshauud Paul	7	1	6	0	6	6.0	0	6	0.9	7	1	6	0	6	6.0	0	6	0.9
Jake Hubenak	2	9	18	12	6	0.7	0	5	3.0	15	55	178	121	57	1.0	0	22	3.8
Nick Starkel	1	2	0	7	-7	-3.5	0	0	-7.0	1	2	0	7	-7	-3.5	0	0	-7.0
Shane Tripucka	7	1	0	8	-8	-8.0	0	0	-1.1	21	1	0	8	-8	-8.0	0	0	-0.4
Total.....	7	319	1684	252	1432	4.5	17	79	204.6										
Opponents.....	7	242	1191	238	953	3.9	10	79	136.1										

SEASON STATISTICS

CAREER STATISTICS

PASSING

	GP	Effic	Cmp-Att-Int	Pct	Yds	TD	Lng	Avg/G		GP	Effic	Att-Cmp-Int	Pct	Yds	TD	Lng	Avg/G
Kellen Mond	7	119.55	96-179-4	53.6	1225	7	81	175.0	7	119.55	179-96-4	53.6	1225	7	81	175.0
Jake Hubenak	2	132.08	12-15-0	80.0	93	0	12	46.5	15	130.04	194-113-3	58.2	1376	9	69	91.7
Nick Starkel	1	86.22	6-13-0	46.2	62	0	14	62.0	1	86.22	13-6-0	46.2	62	0	14	62.0
Total.....	7	118.37	114-207-4	55.1	1380	7	81	197.1									
Opponents.....	7	132.42	136-233-7	58.4	1710	13	54	244.3									

SEASON STATISTICS

CAREER STATISTICS

RECEIVING

	GP	No.	Yds	Avg	TD	Long	Avg/G		GP	No.	Yds	Avg	TD	Long	Avg/G
Christian Kirk	7	29	360	12.4	5	81	51.4	33	192	2297	12.0	21	81	69.6
Jhamon Ausbon	7	22	238	10.8	1	24	34.0	7	22	238	10.8	1	24	34.0
Damion Ratley	7	12	300	25.0	0	76	42.9	31	29	526	18.1	2	76	17.0
T. Williams	6	12	109	9.1	0	31	18.2	19	31	200	6.5	0	31	10.5
Keith Ford	7	10	55	5.5	0	12	7.9	20	15	136	9.1	0	40	6.8
Roshauud Paul	7	7	48	6.9	0	14	6.9	7	7	48	6.9	0	14	6.9
Camron Buckley	7	4	95	23.8	1	39	13.6	7	4	95	23.8	1	39	13.6
Clyde Chriss	7	4	52	13.0	0	23	7.4	7	4	52	13.0	0	23	7.4
Aaron Hansford	7	3	39	13.0	0	28	5.6	9	3	39	13.0	0	28	4.3
Kendall Bussey	7	3	37	12.3	0	19	5.3	12	4	42	10.5	0	19	3.5
Kendrick Rogers	7	3	21	7.0	0	16	3.0	7	3	21	7.0	0	16	3.0
Tanner Schorp	7	3	13	4.3	0	8	1.9	34	4	17	4.2	0	8	0.5
Hezekiah Jones	6	2	13	6.5	0	7	2.2	6	2	13	6.5	0	7	2.2
Total.....	7	114	1380	12.1	7	81	197.1								
Opponents.....	7	136	1710	12.6	13	54	244.3								

SEASON STATISTICS

CAREER STATISTICS

TOTAL OFFENSE

	G	Plays	Rush	Pass	Total	Avg/G		G	Plays	Rush	Pass	Total	Avg/G
Kellen Mond	7	259	318	1225	1543	220.4	7	259	318	1225	1543	220.4
T. Williams	6	91	440	0	440	73.3	19	247	1497	0	1497	78.8
Keith Ford	7	77	343	0	343	49.0	20	203	1012	0	1012	50.6
Kendall Bussey	7	37	221	0	221	31.6	12	57	393	0	393	32.8
Jacob Kibodi	3	5	104	0	104	34.7	3	5	104	0	104	34.7
Jake Hubenak	2	24	6	93	99	49.5	15	249	57	1376	1433	95.5
Nick Starkel	1	15	-7	62	55	55.0	1	15	-7	62	55	55.0
Kwame Etwi	1	6	35	0	35	35.0	11	36	249	0	249	22.6
Christian Kirk	7	3	27	0	27	3.9	33	24	116	0	116	3.5
Roshauud Paul	7	1	6	0	6	0.9	7	1	6	0	6	0.9
Shane Tripucka	7	1	-8	0	-8	-1.1	21	1	-8	0	-8	-0.4
Total.....	7	526	1432	1380	2812	401.7							
Opponents.....	7	475	953	1710	2663	380.4							

SEASON/CAREER STATISTICS

OFFENSE

SEASON STATISTICS

CAREER STATISTICS

SCORING	/----- PATs -----/																	
	TD	FGs	Kick	Rush	Rcv	Pass	DXP	Saf	Points	TD	FGs	Kick	Rush	Rcv	Pass	DXP	Saf	Points
Daniel LaCamera	0	14-16	25-25	0-0	0	0-0	0	0	67	0	31-40	82-82	0-0	0	0-0	0	0	175
Keith Ford	7	0-0	0-0	0-0	0	0-0	0	0	42	13	0-0	0-0	1-1	0	0-0	0	0	80
Christian Kirk	6	0-0	0-0	0-0	0	0-0	0	0	36	27	0-0	0-0	0-0	0	0-0	0	0	162
T. Williams	5	0-0	0-0	0-0	0	0-0	0	0	30	13	0-0	0-0	0-0	0	0-0	0	0	78
Kellen Mond	3	0-0	0-0	0-0	0	0-1	0	0	18	3	0-0	0-0	0-0	0	0-1	0	0	18
Tyrel Dodson	1	0-0	0-0	0-0	0	0-0	0	0	6	1	0-0	0-0	0-0	0	0-0	0	0	6
Camron Buckley	1	0-0	0-0	0-0	0	0-0	0	0	6	1	0-0	0-0	0-0	0	0-0	0	0	6
Jhamon Ausbon	1	0-0	0-0	0-0	0	0-0	0	0	6	1	0-0	0-0	0-0	0	0-0	0	0	6
Kendall Bussey	1	0-0	0-0	0-0	0	0-0	0	0	6	1	0-0	0-0	0-0	0	0-0	0	0	6
Jacob Kibodi	1	0-0	0-0	0-0	0	0-0	0	0	6	1	0-0	0-0	0-0	0	0-0	0	0	6
C. Gillaspia	0	0-0	0-0	0-0	0	0-0	0	1	2	0	0-0	0-0	0-0	0	0-0	0	1	2
Braden Mann	0	0-1	0-0	0-0	0	0-0	0	0	0	0	0-1	0-0	0-0	0	0-0	0	0	0
Total.....	26	14-17	25-25	0-0	0	0-1	0	1	225									
Opponents.....	23	7-9	21-21	0-0	2	2-2	0	0	184									

SEASON STATISTICS

CAREER STATISTICS

ALL PURPOSE																
	G	Rush	Rec	PR	KOR	IR	Tot	Avg/G	G	Rush	Rec	PR	KOR	IR	Tot	Avg/G
Christian Kirk	7	27	360	57	323	0	767	109.6	33	116	2297	680	881	0	3974	120.4
T. Williams	6	440	109	0	0	0	549	91.5	19	1497	200	0	82	0	1779	93.6
Keith Ford	7	343	55	0	0	0	398	56.9	20	1012	136	0	140	0	1288	64.4
Kellen Mond	7	318	0	0	0	0	318	45.4	7	318	0	0	0	0	318	45.4
Damion Ratley	7	0	300	0	0	0	300	42.9	31	0	526	0	0	0	526	17.0
Kendall Bussey	7	221	37	0	31	0	289	41.3	12	393	42	0	61	0	496	41.3
Jhamon Ausbon	7	0	238	0	0	0	238	34.0	7	0	238	0	0	0	238	34.0
Clyde Chriss	7	0	52	0	113	0	165	23.6	7	0	52	0	113	0	165	23.6
Jacob Kibodi	3	104	0	0	0	0	104	34.7	3	104	0	0	0	0	104	34.7
Camron Buckley	7	0	95	0	0	0	95	13.6	7	0	95	0	0	0	95	13.6
Roshaud Paul	7	6	48	24	0	0	78	11.1	7	6	48	24	0	0	78	11.1
Tyrel Dodson	7	0	0	0	0	41	41	5.9	20	0	0	0	0	41	41	2.0
Aaron Hansford	7	0	39	0	0	0	39	5.6	9	0	39	0	0	0	39	4.3
Kwame Etwi	1	35	0	0	0	0	35	35.0	11	249	0	0	0	0	249	22.6
Tanner Schorp	7	0	13	0	10	0	23	3.3	34	0	17	0	10	0	27	0.8
Kendrick Rogers	7	0	21	0	0	0	21	3.0	7	0	21	0	0	0	21	3.0
C. Gillaspia	7	0	0	3	18	0	21	3.0	23	0	0	3	18	0	21	0.9
Armani Watts	7	0	0	0	0	15	15	2.1	42	0	0	0	0	61	61	1.5
Hezekiah Jones	6	0	13	0	0	0	13	2.2	6	0	13	0	0	0	13	2.2
Jake Hubenak	2	6	0	0	0	0	6	3.0	15	57	0	0	0	0	57	3.8
Nick Starkel	1	-7	0	0	0	0	-7	-7.0	1	-7	0	0	0	0	-7	-7.0
Shane Tripucka	7	-8	0	0	0	0	-8	-1.1	21	-8	0	0	0	0	-8	-0.4
Total.....	7	1432	1380	84	495	56	3447	492.4								
Opponents.....	7	953	1710	41	443	7	3154	450.6								

SEASON/CAREER STATISTICS

DEFENSE

DEFENSIVE LEADERS	SEASON STATISTICS											CAREER STATISTICS										
	GP	Solo	Ast	Total	TFL	Sacks	Int	PBU	FR	FF	Blk	GP	Solo	Ast	Total	TFL	Sacks	Int	PBU	FR	FF	Blk
25 Tyrel Dodson	7	35	22	57	8.0	4.5	3	4	.	.	.	20	50	34	84	9.5	4.5	3	4	1	.	.
23 Armani Watts	7	34	15	49	7.5	0.5	4	4	1	1	.	42	191	99	290	21.5	1.5	10	18	4	5	.
42 Otaru Alaka	7	25	23	48	11.0	5.0	35	78	89	167	24.5	7.0	.	4	.	3	.
11 Larry Pryor	7	20	10	30	0.0	.	.	1	.	.	.	20	40	24	64	1.0	.	1	1	.	.	.
46 Landis Durham	7	14	12	26	5.5	5.5	.	.	1	3	.	16	15	17	32	6.5	5.5	.	.	1	3	.
29 DeBione Renfro	7	18	5	23	1.0	.	.	4	1	3	.	7	18	5	23	1.0	.	.	4	1	3	.
88 Kingsley Keke	7	9	14	23	1.0	1.0	.	1	2	.	.	33	27	41	68	8.5	5.0	.	5	2	.	.
92 Z. Henderson	7	11	9	20	5.0	2.5	42	47	54	101	21.5	8.5	.	.	2	1	.
10 Myles Jones	7	18	2	20	1.0	.	.	4	1	.	.	7	18	2	20	1.0	.	.	4	1	.	.
19 Anthony Hines	7	8	7	15	4.0	2.0	.	.	.	1	.	7	8	7	15	4.0	2.0	.	.	.	1	.
26 D. Capers-Smith	7	8	7	15	0.5	0.5	.	1	2	.	.	26	30	14	44	0.5	0.5	.	4	2	.	.
4 Derrick Tucker	5	9	5	14	0.0	.	.	1	.	.	.	5	9	5	14	0.0	.	.	1	.	.	.
21 Charles Oliver	6	11	1	12	1.0	1.0	.	4	.	1	.	15	18	2	20	2.0	1.0	.	7	.	1	.
18 Antonio Howard	5	8	4	12	0.0	.	.	1	.	.	.	5	8	4	12	0.0	.	.	1	.	.	.
40 Jarrett Johnson	7	6	4	10	3.5	3.5	.	1	.	1	.	43	29	31	60	14.0	8.0	.	1	.	2	.
24 Priest Willis	6	7	2	9	0.0	14	32	10	42	0.5	.	1	8	.	.	.
5 Daylon Mack	7	6	2	8	4.0	1.0	.	.	.	1	.	33	31	34	65	16.0	2.5	.	1	.	2	.
7 Buddy Johnson	7	2	4	6	0.0	7	2	4	6	0.0
12 C. Gillaspia	7	4	2	6	0.0	2	23	10	6	16	0.0	.	.	.	1	1	2
14 Keldrick Carper	6	4	1	5	1.0	6	4	1	5	1.0
15 Aaron Hansford	7	2	2	4	0.0	9	2	2	4	0.0
58 Braden White	7	4	.	4	0.0	7	4	.	4	0.0
95 J. Madubuike	7	1	3	4	0.0	7	1	3	4	0.0
16 Kemah Siverand	7	3	1	4	0.0	9	3	1	4	0.0
56 Keeath Magee	3	1	2	3	0.5	0.5	3	1	2	3	0.5	0.5
28 Travon Fuller	7	2	1	3	0.0	7	2	1	3	0.0
9 Q. Cunningham	6	1	2	3	0.0	43	24	22	46	7.0	4.5	.	.	1	.	.
4 Damion Ratley	7	.	2	2	0.0	31	1	2	3	0.0
2 Micheal Clemons	7	1	1	2	1.5	0.5	7	1	1	2	1.5	0.5
8 Justin Dunning	3	.	1	1	0.0	14	13	8	21	0.0	.	1
2 Jhamon Ausbon	7	1	.	1	0.0	7	1	.	1	0.0
23 Jacob Kibodi	3	.	1	1	0.0	3	.	1	1	0.0
93 Jayden Peevy	6	.	1	1	0.0	.	.	1	.	.	.	6	.	1	1	0.0	.	.	1	.	.	.
27 Roney Elam	4	.	1	1	0.0	16	4	4	8	0.0	.	.	1	.	.	.
35 Riley Garner	7	.	1	1	0.0	33	10	11	21	0.0
Total.....	7	273	170	443	56	28	7	27	8	11	2											
Opponents.....	7	309	206	515	48	19	4	35	4	4	.											

SEASON/CAREER STATISTICS

DEFENSE / SPECIAL TEAMS

INTERCEPTIONS	SEASON STATISTICS					CAREER STATISTICS				
	No.	Yds	Avg	TD	Long	No.	Yds	Avg	TD	Long
Armani Watts	4	15	3.8	0	15	10	61	6.1	0	36
Tyrel Dodson	3	41	13.7	1	40	3	41	13.7	1	40
Total	7	56	8.0	1	40					
Opponents	4	7	1.8	0	4					
FUMBLE RETURNS	SEASON STATISTICS					CAREER STATISTICS				
	No.	Yds	Avg	TD	Long	No.	Yds	Avg	TD	Long
D. Capers-Smith	1	4	4.0	0	4	1	4	4.0	0	4
Armani Watts	1	18	18.0	0	18	1	18	18.0	0	18
Total	2	22	11.0	0	18					
Opponents	0	0	0.0	0	0					
PUNT RETURNS	SEASON STATISTICS					CAREER STATISTICS				
	No.	Yds	Avg	TD	Long	No.	Yds	Avg	TD	Long
Christian Kirk	5	57	11.4	0	43	32	680	21.2	5	93
C. Gillaspia	1	3	3.0	0	0	1	3	3.0	0	0
Roshauud Paul	1	24	24.0	0	24	1	24	24.0	0	24
Total	7	84	12.0	0	43					
Opponents	9	41	4.6	0	12					
KICK RETURNS	SEASON STATISTICS					CAREER STATISTICS				
	No.	Yds	Avg	TD	Long	No.	Yds	Avg	TD	Long
Christian Kirk	12	323	26.9	1	100	38	881	23.2	1	100
Clyde Chriss	4	113	28.2	0	71	4	113	28.2	0	71
Kendall Bussey	2	31	15.5	0	18	3	61	20.3	0	30
C. Gillaspia	2	18	9.0	0	14	2	18	9.0	0	14
Kalvin Cline	1	0	0.0	0	0	1	0	0.0	0	0
Tanner Schorp	1	10	10.0	0	10	1	10	10.0	0	10
Total	22	495	22.5	1	100					
Opponents	21	443	21.1	0	39					
FIELD GOALS	SEASON STATISTICS					CAREER STATISTICS				
	Att	Good	Long	B1kd		Att	Good	Long	B1kd	Pct.
Daniel LaCamera	16	14	52	0		40	31	52	0	77.5
Braden Mann	1	0	0	0		1	0	0	0	0.0
Total	17	14	52	0						
Opponents	9	7	44	0						
PUNTING	SEASON STATISTICS									
	No.	Yds	Avg	Long	TB	FC	I20	B1kd		
Shane Tripucka	41	1893	46.2	64	4	17	12	0		
Total	41	1893	46.2	64	4	17	12	0		
Opponents	47	1988	42.3	67	3	17	13	2		
KICKOFFS	SEASON STATISTICS									
	No.	Yds	Avg	TB	OB	Retn	Net	YdLn		
Braden Mann	45	2848	63.3	23	2					
Total	45	2848	63.3	23	2	443	40.7	24		
Opponents	38	2316	60.9	15	1	495	38.1	26		

GAME SUMMARIES

	-/- TEXAS A&M (0-1)	44
	-/- UCLA (1-0)	45

SUNDAY, SEPT. 3 • ROSE BOWL • LOS ANGELES, CALIFORNIA
ATTENDANCE: 64,635 • TV: FOX

LOS ANGELES, California (AP) -- Josh Rosen faked a spike and threw a 10-yard touchdown pass to Jordan Lasley with 43 seconds remaining and UCLA overcame a 34-point deficit to stun Texas A&M 45-44 on Sunday night.

Rosen was 35 of 59 for 491 yards and four touchdowns, and Jalen Starks and Soso Jamabo had touchdown runs for the Bruins in the opener for both teams. They overcame a deficit of more than 20 points for the first time since the 2005 Sun Bowl against Northwestern.

UCLA scored on five straight possessions after trailing 44-10 with 4:08 to play in the third quarter. Rosen threw touchdown passes of 9 and 42 yards to Darren Andrews before finding Theo Howard for a 16-yard score on a broken play with 3:08 remaining.

UCLA got the ball back with 2:39 to go and drove 51 yards in seven plays, including an 11-yard throw and catch to tight end Caleb Wilson. Rosen capped the remarkable comeback with a fade to the far corner of the end zone after faking the spike to freeze Texas A&M's defense. JJ Molson kicked the winning extra point.

Wilson had 15 receptions for 203 yards, and Andrews had 12 catches for 147 yards.

Trayveon Williams rushed for 203 yards and two touchdowns, and Keith Ford added 114 yards rushing and three touchdowns for Texas A&M. The Aggies lost for only the second time in six openers under coach Kevin Sumlin.

Rosen spent much of the game under constant pressure from Texas A&M for the second straight season until mounting the stunning comeback. After being sacked five times last season in a 31-24 overtime loss at College Station, Rosen was dropped three times and lost two fumbles in his return after missing the final six games last year with a shoulder injury.

Texas A&M had largely dominated the line of scrimmage on both sides of the ball, rushing for 382 yards and limiting UCLA to 70 yards on the ground. Williams had a 72-yard run where he bounced outside and raced down the UCLA sideline, which set up a 2-yard rushing touchdown by Ford, and the sophomore added a 61-yard scoring run late in the first half.

	1	2	3	4	SCORE
TEXAS A&M	17	21	6	0	44
UCLA	3	7	7	28	45

SCORING SUMMARY

1ST	11:09	UCLA	Molson 29 yd field goal	13-53 3:51
	06:41	TAMU	Ford 5 yd run (LaCamera kick)	12-75 4:28
	05:11	TAMU	LaCamera 19 yd field goal	4-2 0:38
	04:04	TAMU	Williams 2 yd run (LaCamera kick)	3-20 0:56
2ND	11:38	TAMU	Ford 2 yd run (LaCamera kick)	7-99 3:07
	04:11	TAMU	Ford 1 yd run (LaCamera kick)	11-56 4:07
	03:00	UCLA	Starks 2 yd run (Molson kick)	4-67 1:06
	02:40	TAMU	Williams 61 yd run (LaCamera kick)	1-61 0:11
3RD	09:57	TAMU	LaCamera 32 yd field goal	6-23 2:31
	04:08	TAMU	LaCamera 48 yd field goal	12-41 4:24
	02:06	UCLA	Jamabo 6 yd run (Molson kick)	8-75 2:02
4TH	13:22	UCLA	Andrews 9 yd pass from Rosen (Molson kick)	8-85 2:04
	08:12	UCLA	Andrews 42 yd pass from Rosen (Molson kick)	5-96 1:06
	03:10	UCLA	Howard 16 yd pass from Rosen (Molson kick)	8-74 1:31
	00:43	UCLA	Lasley 10 yd pass from Rosen (Molson kick)	10-66 1:56

	TAMU	UCLA
FIRST DOWNS	23	29
RUSHES-YARDS (NET)	63-382	25-63
PASSING YDS (NET)	89	491
Passes Att-Comp-Int	30-9-0	59-35-0
TOTAL OFFENSE PLAYS-YARDS	93-471	84-554
Fumble Returns-Yards	1-18	0-0
Punt Returns-Yards	0-0	1--1
Kickoff Returns-Yards	4-112	6-115
Interception Returns-Yards	0-0	0-0
Punts (Number-Avg)	6-48.2	5-46.8
Fumbles-Lost	0-0	3-3
Penalties-Yards	5-39	7-56
Possession Time	36:22	23:38
Third-Down Conversions	9 of 21	7 of 16
Fourth-Down Conversions	0 of 1	1 of 2
Red-Zone Scores-Chances	6-7	6-6
Sacks By: Number-Yards	3-25	6-40

RUSHING: **Texas A&M**-T. Williams 22-203; Keith Ford 18-114; Kellen Mond 15-54; Kendall Bussey 4-19; Christian Kirk 2-minus 1; Nick Starkel 2-minus 7. **UCLA**-Jamabo, Soso 7-46; Olorunfunmi, Bo 10-31; Lasley, Jordan 1-5; Starks, Jalen 1-2; TEAM 1-minus 7; Rosen, Josh 5-minus 14.

PASSING: **Texas A&M**-Kellen Mond 3-17-0-27; Nick Starkel 6-13-0-62. **UCLA**-Rosen, Josh 35-59-0-491.

RECEIVING: **Texas A&M**-Christian Kirk 5-60; Jhamon Ausbon 3-15; Roshauud Paul 1-14. **UCLA**-Wilson, Caleb 15-207; Andrews, Darren 12-143; Lasley, Jordan 4-100; Howard, Theo 2-32; Jamabo, Soso 1-10; Roberts, Austin 1-minus 1.

INTERCEPTIONS: **Texas A&M**-None. **UCLA**-None.

FUMBLES: **Texas A&M**-None. **UCLA**-Rosen, Josh 2-2; Olorunfunmi, Bo 1-1.

	-/- NICHOLLS (1-1)	14
	-/- TEXAS A&M (1-1)	24

SATURDAY, SEPT. 10 • KYLE FIELD • COLLEGE STATION, TEXAS
ATTENDANCE: 100,276 • TV: ESPN

COLLEGE STATION, Texas (AP) -- Kendall Bussey ran for 97 yards and the go-ahead 2-yard touchdown in the fourth quarter as Texas A&M outlasted Nicholls State 24-14 on Saturday night.

The game was tied at 14-all when Bussey bulled into the end zone for A&M's first score since the first quarter with about 7 1/2 minutes left to put the Aggies (1-1) on top.

Nicholls State (1-1), an FCS school which plays in the Southland Conference, challenged the Aggies a week after they squandered a 34-point third-quarter lead in a stunning 45-44 loss to UCLA.

The Aggies started Kellen Mond at quarterback after Nick Starkel suffered a broken ankle last week, but Jake Hubenak took over early in the third quarter and finished the game. Mond threw for 105 yards and a touchdown and Hubenak added 93 yards passing.

Damion Jeanpiere grabbed a 54-yard reception from Chase Fourcade to get Nicholls State to the 6-yard line early in the fourth quarter. Two plays later he connected with Stephen LeBouef on a 5-yard touchdown pass. LeBouef caught the ball short of the goal line and dragged safety Larry Pryor into the end zone with him for the score.

Fourcade scrambled for several seconds before finding Mason Roberts in the back of the end zone for the 2-point conversion that tied it.

The Aggies punted five straight times after their second touchdown before Daniel LaCamera's 52-yard field goal attempt early in the fourth quarter sailed wide left.

The Colonels couldn't move the ball after Bussey's touchdown and had to punt. The Aggies then ran Bussey again and again to eat up the clock before adding a field goal with 18 seconds left.

The Aggies looked good early, and took a 7-0 lead when Mond connected with Kirk on a 27-yard touchdown pass on their first drive. A 17-yard scoring run by Trayveon Williams made it 14-0 with about three minutes left in the first quarter.

Lorran Fonseca made field goals of 37 and 34 yards in the second quarter to get Nicholls State within 14-6 at halftime.

Fourcade threw for 264 yards with a touchdown and an interception and Jeanpiere had five receptions for 174 yards.

	1	2	3	4	SCORE
NICHOLLS	0	6	0	8	14
TEXAS A&M	14	0	0	10	24

SCORING SUMMARY

1ST	11:39	TAMU	Kirk 27 yd pass from Mond (LaCamera kick)	8-79 3:21
	02:58	TAMU	Williams 17 yd run (Daniel LaCamera kick)	8-81 2:47
2ND	13:10	NICH	Fonseca 37 yd field goal	11-55 4:48
	00:47	NICH	Fonseca 34 yd field goal	15-75 6:16
4TH	12:05	NICH	LeBouef 5 yd pass from Fourcade (Roberts pass from Fourcade)	4-66 1:36
	07:34	TAMU	Bussey 2 yd run (LaCamera kick)	11-75 4:31
	00:18	TAMU	LaCamera 26 yd field goal	15-64 6:13

	NICH	TAMU
FIRST DOWNS	13	27
RUSHES-YARDS (NET)	31-74	47-195
PASSING YDS (NET)	264	198
Passes Att-Comp-Int	25-13-1	36-24-0
TOTAL OFFENSE PLAYS-YARDS	56-338	83-393
Fumble Returns-Yards	0-0	0-0
Punt Returns-Yards	3-20	0-0
Kickoff Returns-Yards	1-13	2-44
Interception Returns-Yards	0-0	1-1
Punts (Number-Avg)	6-39.8	6-48.0
Fumbles-Lost	2-1	0-0
Penalties-Yards	7-54	4-45
Possession Time	25:20	34:40
Third-Down Conversions	3 of 12	10 of 19
Fourth-Down Conversions	1 of 1	1 of 1
Red-Zone Scores-Chances	3-3	3-3
Sacks By: Number-Yards	4-25	2-7

RUSHING: **NICH**-Irvin, Kyran 16-62; Fourcade, Chase 9-15; Boudreaux, Maso 1-3; Rogers, Jarrell 1-minus 1; TEAM 1-minus 2; Taylor, Dontrel 3-minus 3. **Texas A&M**-Kendall Bussey 15-97; T. Williams 11-53; Christian Kirk 1-28; Keith Ford 6-20; Jake Hubenak 9-6; Jacob Kibodi 1-3; TEAM 1-minus 2; Kellen Mond 3-minus 10.


PASSING: **NICH**-Fourcade, Chase 13-25-1-264. **Texas A&M**-Kellen Mond 12-21-0-105; Jake Hubenak 12-15-0-93.

RECEIVING: **NICH**-Jeanpiere, Dami 5-174; Rogers, Jarrell 4-46; Dixon, Dai'Jean 1-23; Roberts, Mason 1-12; LeBouef, Stephe 1-5; Booker, Chris 1-4. **Texas A&M**-Christian Kirk 6-47; Clyde Chriss 3-39; Jhamon Ausbon 3-24; T. Williams 2-14; Hezekiah Jones 2-13; Aaron Hansford 2-11; Kendrick Rogers 2-5; Damion Ratley 1-13; Keith Ford 1-12; Kendall Bussey 1-12; Tanner Schorp 1-8.

INTERCEPTIONS: **NICH**-None. **Texas A&M**-Tyrel Dodson 1-1.

FUMBLES: **NICH**-Irvin, Kyran 1-1; Fourcade, Chase 1-0. **Texas A&M**-None.

GAME SUMMARIES

	-- LOUISIANA (1-2)	21
	-- TEXAS A&M (2-1)	45

SATURDAY, SEPT. 16 • KYLE FIELD • COLLEGE STATION, TX
ATTENDANCE: 98,412 • TV: SEC NETWORK

COLLEGE STATION, Texas (AP) -- Josh Rosen faked a spike and threw a 10-yard touchdown pass to Jordan Lasley with 43 seconds remaining and UCLA overcame a 34-point deficit to stun Texas A&M 45-44 on Sunday night.

Rosen was 35 of 59 for 491 yards and four touchdowns, and Jalen Starks and Soso Jamabo had touchdown runs for the Bruins in the opener for both teams. They overcame a deficit of more than 20 points for the first time since the 2005 Sun Bowl against Northwestern.

UCLA scored on five straight possessions after trailing 44-10 with 4:08 to play in the third quarter. Rosen threw touchdown passes of 9 and 42 yards to Darren Andrews before finding Theo Howard for a 16-yard score on a broken play with 3:08 remaining.

UCLA got the ball back with 2:39 to go and drove 51 yards in seven plays, including an 11-yard throw and catch to tight end Caleb Wilson. Rosen capped the remarkable comeback with a fade to the far corner of the end zone after faking the spike to freeze Texas A&M's defense. JJ Molson kicked the winning extra point.

Wilson had 15 receptions for 203 yards, and Andrews had 12 catches for 147 yards.

Trayveon Williams rushed for 203 yards and two touchdowns, and Keith Ford added 114 yards rushing and three touchdowns for Texas A&M. The Aggies lost for only the second time in six openers under coach Kevin Sumlin.

Rosen spent much of the game under constant pressure from Texas A&M for the second straight season until mounting the stunning comeback. After being sacked five times last season in a 31-24 overtime loss at College Station, Rosen was dropped three times and lost two fumbles in his return after missing the final six games last year with a shoulder injury.

Texas A&M had largely dominated the line of scrimmage on both sides of the ball, rushing for 382 yards and limiting UCLA to 70 yards on the ground. Williams had a 72-yard run where he bounced outside and raced down the UCLA sideline, which set up a 2-yard rushing touchdown by Ford, and the sophomore added a 61-yard scoring run late in the first half.

	1	2	3	4	SCORE
LOUISIANA	0	21	0	0	21
TEXAS A&M	7	7	17	14	45

SCORING SUMMARY

1ST	03:43	TAMU	Kirk 1 yd pass from Mond (LaCamera kick)	4-51 1:37
2ND	14:10	LA	Ragas 3 yd run (C. Linden kick)	4-12 1:51
	13:52	TAMU	Ausbon 24 yd pass from Mond (LaCamera kick)	1-24 0:18
	09:15	LA	Malone 8 yd pass from Davis (Artigue kick)	6-37 3:00
	00:07	LA	Wright 1 yd pass from Davis (Artigue kick)	13-81 2:55
3RD	10:27	TAMU	Mond 5 yd run (LaCamera kick)	9-81 2:19
	06:23	TAMU	Buckley 12 yd pass from Mond (LaCamera kick)	10-74 3:04
	00:43	TAMU	LaCamera 28 yd field goal	11-67 3:41
4TH	14:51	TAMU	Dodson 40 yd interception return (LaCamera kick)	-
	06:41	TAMU	Kibodi 67 yd run (LaCamera kick)	2-61 0:56

	ULL	TAMU
FIRST DOWNS	17	27
RUSHES-YARDS (NET)	29-93	40-179
PASSING YDS (NET)	216	301
Passes Att-Comp-Int	44-28-3	34-21-1
TOTAL OFFENSE PLAYS-YARDS	73-309	74-480
Fumble Returns-Yards	0-0	1-4
Punt Returns-Yards	0-0	2-24
Kickoff Returns-Yards	2-36	4-98
Interception Returns-Yards	1-4	3-55
Punts (Number-Avg)	8-43.4	4-48.8
Fumbles-Lost	4-2	5-1
Penalties-Yards	4-25	3-17
Possession Time	29:10	30:50
Third-Down Conversions	4 of 15	5 of 13
Fourth-Down Conversions	1 of 1	0 of 1
Red-Zone Scores-Chances	3-3	4-6
Sacks By: Number-Yards	1-8	2-10


RUSHING: ULL-Trey Ragas 14-93; Jordan Davis 8-4; Ryheem Malone 1-2; Darius Hoggins 1-minus 2; E. Mitchell 5-minus 4. **TEXAS A&M:** Jacob Kibodi 4-101; Kendall Bussey 13-88; Kwame Etwi 6-35; Kellen Mond 7-4; Keith Ford 7-minus 4; Shane Tripucka 1-minus 8; TEAM 2-minus 37.

PASSING: ULL-Jordan Davis 27-43-3-197; Darius Hoggins 1-1-0-19. **TEXAS A&M:** Kellen Mond 21-34-1-301.

RECEIVING: ULL-Keenan Barnes 12-118; Ryheem Malone 5-40; Mic. Jacquet 3-20; J. Bradley 2-16; Chase Rogers 2-4; Jordan Davis 1-19; E. Mitchell 1-6; Jordan Wright 1-1; Darius Hoggins 1-minus 8. **TEXAS A&M:** Jhamon Ausbon 4-69; Christian Kirk 3-34; Keith Ford 3-16; Damion Ratley 2-86; Roshauud Paul 2-16; Tanner Schorp 2-5; Aaron Hansford 1-28; Kendrick Rogers 1-16; Clyde Chriss 1-13; Camron Buckley 1-12; Kendall Bussey 1-6.

INTERCEPTIONS: ULL-Tracy Walker 1-4. **TEXAS A&M:** Armani Watts 2-15; Tyrel Dodson 1-40.

FUMBLES: ULL-Jordan Davis 2-2; Chase Rogers 1-0; E. Mitchell 1-0. **TEXAS A&M:** Kellen Mond 2-0; Christian Kirk 1-1; Erik McCoy 1-0; Colton Prater 1-0.

	-- TEXAS A&M (3-1, 1-0)	50
	-- ARKANSAS (1-2, 0-1)	43

SATURDAY, SEPT. 23 • ATT STADIUM • IRVING, TEXAS
ATTENDANCE: 64,668 • TV: ESPN

ARLINGTON, Texas (AP) -- Armani Watts intercepted a pass in overtime and Texas A&M extended its win streak to six games against Arkansas with a 50-43 victory on Saturday.

Christian Kirk had given the Aggies the lead on a 10-yard touchdown reception, his third score of the day, on the first possession of overtime before Watts intercepted Arkansas quarterback Austin Allen in the end zone on a third-down play.

It was the third time in four years that A&M and Arkansas needed overtime to decide a winner, and the Aggies continued to serve as a stumbling block for the Razorbacks.

The Aggies are now 6-0 in the series since joining the SEC in 2012 and, along with No. 1 Alabama, are the two SEC West teams that Arkansas have failed to defeat during that time.

The lead changed hands four times in the fourth quarter before Texas A&M kicker Daniel LaCamera tied it at 43 on 27-yard field goal with four seconds remaining.

Keith Ford's 44-yard run gave Texas A&M a 33-28 lead with 8:46 remaining. Arkansas then countered when Jonathan Nance caught a 44-yard touchdown pass with 5:21 to go to restore the lead at 36-33.

That lead lasted 11 seconds after Kirk returned the ensuing kick-off 100 yards for a score, giving A&M another brief lead before David Williams scored on 4-yard run with 3:39 remaining.

Allen completed 12 of 25 passes for 229 yards and two touchdowns, with 100 of those yards to Nance on three receptions.

Kellen Mond completed 14 of 27 passes for 216 yards and ran for 109 more. Ford ran for 102 yards and had a pair of touchdowns.

The Aggies had to overcome a bit of bad luck in the first half after a review of a big play didn't go their way.

In the second quarter Mond appeared to score on an 89-yard touchdown run, but was ruled out of bounds at the 10-yard line. It was clear in replays that Mond didn't step out of bounds, and the SEC issued a statement that the call was incorrect, but since the whistle had blown it was a dead play at the 10.

Three plays later A&M had to settle for a 27-yard field goal, cutting the score to 21-10.

	1	2	3	4	OT	SCORE
TEXAS A&M	7	10	7	19	7	50
ARKANSAS	7	14	7	15	0	43

SCORING SUMMARY

1ST	09:04	AR	Cornelius 6 yd pass from Allen (Limpert kick)	7-65 3:27
	08:02	TAMU	Kirk 81 yd pass from Mond (LaCamera kick)	3-85 1:02
2ND	14:54	AR	Williams 2 yd pass from Kelley (Limpert kick)	11-82 5:25
	10:21	AR	Hayden 6 yd run (Limpert kick)	2-30 0:31
	08:03	TAMU	LaCamera 27 yd field goal	5-79 2:18
	01:57	TAMU	Williams 18 yd run (LaCamera kick)	6-82 2:14
3RD	08:48	TAMU	Ford 23 yd run (LaCamera kick)	9-71 3:37
	01:53	AR	Williams 1 yd run (Limpert kick)	6-71 2:11
4TH	11:40	TAMU	LaCamera 37 yd field goal	13-56 5:13
	08:46	TAMU	Ford 44 yd run (Mond pass-attempt failed)	3-53 0:47
	05:21	AR	Nance 44 yd pass from Allen (Patton pass from Allen)	7-79 3:25
	05:10	TAMU	Kirk 100 yd kickoff return (LaCamera kick)	-
	03:39	AR	Williams 4 yd run (Limpert kick)	4-75 1:31
	00:04	TAMU	LaCamera 27 yd field goal	11-40 3:35
OT	15:00	TAMU	Kirk 10 yd pass from Mond (LaCamera kick)	3-25 0:00

	TAMU	ARK
FIRST DOWNS	20	21
RUSHES-YARDS (NET)	42-285	45-226
PASSING YDS (NET)	216	231
Passes Att-Comp-Int	27-14-1	27-13-1
TOTAL OFFENSE PLAYS-YARDS	69-501	72-457
Fumble Returns-Yards	0-0	0-0
Punt Returns-Yards	0-0	0-0
Kickoff Returns-Yards	6-179	4-86
Interception Returns-Yards	1-0	1-3
Punts (Number-Avg)	4-42.5	7-43.9
Fumbles-Lost	0-0	0-0
Penalties-Yards	6-36	9-69
Possession Time	27:43	32:17
Third-Down Conversions	6 of 15	5 of 13
Fourth-Down Conversions	2 of 2	0 of 0
Red-Zone Scores-Chances	5-5	5-6
Sacks By: Number-Yards	6-39	1-5

RUSHING: Texas A&M-Kellen Mond 10-109; Keith Ford 14-102; T. Williams 17-72; Kendall Bussey 1-2. **Arkansas:** Chase Hayden 13-77; David Williams 11-68; Jordan Jones 2-50; Devwah Whaley 6-38; Cole Kelley 4-21; T.J. Hammonds 1-8; Ke. Jackson 1-0; Austin Allen 7-minus 36.

PASSING: Texas A&M-Kellen Mond 14-27-1-216. **Arkansas:** Austin Allen 12-25-1-229; Cole Kelley 1-2-0-2.

RECEIVING: Texas A&M-Christian Kirk 5-110; Jhamon Ausbon 5-48; Damion Ratley 2-57; Roshauud Paul 1-3; T. Williams 1-minus 2. **Arkansas:** Jonathan Nance 3-100; Jared Cornelius 3-35; Austin Cantrell 2-39; C. O'Grady 2-30; David Williams 2-28; Jordan Jones 1-minus 1.

INTERCEPTIONS: Texas A&M-Armani Watts 1-0. **Arkansas:** Henre' Toliver 1-3.

FUMBLES: ULL-None. **Arkansas:** None.

Follow the Aggies:  @AggieFootball

 @AggieFootball @CoachSumlin

GAME SUMMARIES



—/—	SOUTH CAROLINA (3-2, 1-2)	17
—/—	TEXAS A&M (4-1, 2-0)	24

SATURDAY, SEPT. 30 • KYLE FIELD • COLLEGE STATION, TEXAS
ATTENDANCE: 96,430 • TV: SEC NETWORK

COLLEGE STATION, Texas (AP) — Keith Ford ran for 70 yards and two touchdowns, including the go-ahead 17-yard score in the fourth quarter, to lift Texas A&M to a 24-17 win over South Carolina on Saturday night.

Freshman Kellen Mond threw for 159 yards and ran for 95 to help the Aggies (4-1, 2-0 Southeastern Conference) rally for the victory.

Texas A&M trailed by a touchdown entering the fourth quarter before Ford tied it up with a 7-yard run.

Mond looked to have scored two plays earlier, but Camron Buckley delivered a helmet-to-helmet hit while blocking on the play and it was called back. Buckley, who was called for a holding penalty earlier in the drive, was ejected for targeting after the play was reviewed.

Otaro Alaka sacked Jake Bentley on third down on South Carolina's next drive to force a punt.

Ford put the Aggies on top on their ensuing possession when he dragged three defenders into the end zone for that 17-yard touchdown, which made it 24-17.

Bentley was sacked twice on South Carolina's next drive and the Aggies got the ball back and they used run after run to get the clock down to less than two minutes.

Bentley threw for 256 yards and two touchdowns for South Carolina (3-2, 1-2), but he was sacked seven times behind a line that often didn't give him enough time to make plays.

Alaka led the way on defense for the Aggies, finishing with nine tackles, including five for losses and two sacks.

Bentley pushed South Carolina's lead to 17-7 when he connected with OrTre Smith on a 13-yard touchdown pass with about nine minutes left in the third quarter.

The Aggies took a 7-0 lead on a 1-yard touchdown run by Trayveon Williams early in the second quarter. South Carolina tied it up when Bentley wriggled out of a would-be sack and found Shi Smith wide open on a 45-yard touchdown pass to tie it at 7-all with about 13 minutes left in the second quarter.

The Gamecocks took a 10-7 lead on a 29-yard field goal by Parker White with about nine minutes left in the first half.

They had a chance to add to their lead when they were driving inside the 10-yard line late in the second quarter, but Bentley was sacked by Landis Durham, who caused a fumble which the Aggies recovered to end the drive.

South Carolina had a shot to take an early lead after recovering the ball after Christian Kirk fumbled a punt in the first quarter. But White's 46-yard field goal attempt sailed wide left.

South Carolina receiver Terry Googer was carted off the field on a stretcher after a hit on a punt. But school officials said he was moving all of his extremities after arriving at the hospital and coach Will Muschamp said on the television broadcast at halftime that he was OK.

	1	2	3	4	SCORE
SOUTH CAROLINA	0	10	7	0	17
TEXAS A&M	0	7	3	14	24

SCORING SUMMARY

2ND	14:45	TAMU	Williams 1 yd run (LaCamera kick)	10-55 4:33
	12:45	SC	Smith 45 yd pass from Bentley (White kick)	5-75 2:00
	09:12	SC	White 29 yd field goal	6-39 2:30
3RD	09:24	SC	Smith 13 yd pass from Bentley (White kick)	6-80 2:17
	00:59	TAMU	LaCamera 46 yd field goal	12-55 5:01
4TH	12:27	TAMU	Ford 7 yd run (LaCamera kick)	7-55 2:26
	07:42	TAMU	Ford 17 yd run (LaCamera kick)	5-46 2:12

	SC	TAMU
FIRST DOWNS	14	20
RUSHES-YARDS (NET)	26-23	49-237
PASSING YDS (NET)	256	159
Passes Att-Comp-Int	30-17-0	27-19-0
TOTAL OFFENSE PLAYS-YARDS	56-279	76-396
Fumble Returns-Yards	0-0	0-0
Punt Returns-Yards	1-3	1-1
Kickoff Returns-Yards	3-72	2-10
Interception Returns-Yards	0-0	0-0
Punts (Number-Avg)	7-44.3	8-40.5
Fumbles-Lost	1-1	2-1
Penalties-Yards	2-10	5-47
Possession Time	25:53	34:07
Third-Down Conversions	2 of 13	7 of 16
Fourth-Down Conversions	0 of 1	0 of 0
Red-Zone Scores-Chances	2-3	3-3
Sacks By: Number-Yards	1-8	7-56

RUSHING: SC-T. Williams 14-73; A.J. Turner 1-0; Rico Dowdle 2-minus 4; Jake Bentley 9-minus 46. **TEXAS A&M**-Kellen Mond 16-95; Keith Ford 12-70; T. Williams 16-56; Kendall Bussey 3-12; Roshauud Paul 1-6; TEAM 1-minus 2.

PASSING: SC-Jake Bentley 17-30-0-256. **TEXAS A&M**-Kellen Mond 19-27-0-159.

RECEIVING: SC-Hayden Hurst 6-76; Bryan Edwards 4-68; Shi Smith 3-86; OrTre Smith 3-28; T. Williams 1-minus 2. **TEXAS A&M**-Damion Ratley 4-40; Christian Kirk 4-13; Jhamon Ausbon 3-43; T. Williams 3-22; Keith Ford 2-10; Kendall Bussey 1-19; Camron Buckley 1-11; Roshauud Paul 1-1.

INTERCEPTIONS: SC-None. **TEXAS A&M**-None.

FUMBLES: SC-Jake Bentley 1-1. **TEXAS A&M**-Kalvin Cline 1-0; Christian Kirk 1-1.



1/1	ALABAMA (6-0, 3-0)	27
—/—	TEXAS A&M (4-2, 2-1)	19

SATURDAY, OCT. 7 • KYLE FIELD • COLLEGE STATION, TEXAS
ATTENDANCE: 101,058 • TV: ESPN

COLLEGE STATION, Texas (AP) — Damien Harris ran for 124 yards and a touchdown, and Jalen Hurts had a touchdown pass and ran for another score to help top-ranked Alabama remain undefeated with a 27-19 win over Texas A&M on Saturday night.

The Aggies (4-2, 2-1 Southeastern Conference), who entered the game as 26 1/2 point underdogs, made the game interesting, but in the end freshman quarterback Kellen Mond was simply too inexperienced to help them topple a team as talented as Alabama.

Alabama (6-0, 3-0) had rolled past Vanderbilt and Mississippi by a combined score of 125-3 over the last two weeks, but got much more of a test from the young Aggies.

Mond was 19 of 29 for 237 yards with a touchdown and an interception. He also ran for a touchdown and lost a fumble.

Hurts threw for 123 yards and ran for 56.

Mond connected with Damion Ratley on a 32-yard pass on fourth-and-9 to get the Aggies to the 3 late in the third quarter. They were facing another fourth down later in the possession when Mond evaded one sack and got the ball off just as he was hit, finding Christian Kirk on for a 2-yard touchdown pass to get the Aggies to 24-10. Kirk grabbed the ball just before his knee hit the ground.

The Aggies were driving again early in the fourth quarter when Minkah Fitzpatrick intercepted Mond near the goal line for his first pick this season.

But Alabama couldn't move the ball and had to punt out of the end zone. Cullen Gillaspia, who wears Texas A&M's beloved 12th man jersey, blocked JK Scott's punt in the end zone for a safety to make it 24-12.

Texas A&M couldn't do anything on its next drive, with Mond getting sacked twice and losing two yards on a run to force the Aggies to punt.

Alabama added a field goal with about two minutes left to make it 27-12.

Mond cut the lead to 8 with a 1-yard run with 17 seconds left, but the Aggies ran out of time to do anything else.

Alabama took its opening drive of the second half 75 yards, capped by an 8-yard touchdown pass from Hurts to Henry Ruggs to extend the lead to 24-3 early in the third quarter.

Later in the third quarter Robert Foster simply dropped what should have been an easy catch before fumbling after a catch on the same drive. It was Alabama's first turnover since Nov. 24, 2016 and earned Foster a talking to from coach Nick Saban as soon as he reached the sideline.

The Aggies led 3-0 early after Daniel LaCamera made the longest field goal of his career and the first over 50 yards with a 52-yard field goal.

The lead didn't last long as Damien Harris ran 75 yards for a touchdown on the first play of the next series.

	1	2	3	4	SCORE
ALABAMA	7	10	7	3	27
TEXAS A&M	3	0	7	9	19

SCORING SUMMARY

1ST	09:59	TAMU	LaCamera 52 yd field goal	5-36 1:37
	09:46	UA	Harris 75 yd run (Pappanastos kick)	1-75 0:13
2ND	05:41	UA	Pappanastos 34 yd field goal	12-75 4:33
	03:16	UA	Hurts 1 yd run (Pappanastos kick)	4-43 1:49
3RD	11:01	UA	Ruggs III 8 yd pass from Hurts (Pappanastos kick)	9-75 3:59
	01:39	TAMU	Kirk 2 yd pass from Mond (LaCamera kick)	8-36 5:11
4TH	10:18	TAMU	Gillaspia safety	
	02:09	UA	Pappanastos 44 yd field goal	10-52 4:40
	00:17	TAMU	Mond 1 yd run (LaCamera kick)	7-64 1:52

	UA	TAMU
FIRST DOWNS	16	16
RUSHES-YARDS (NET)	44-232	40-71
PASSING YDS (NET)	123	237
Passes Att-Comp-Int	22-13-0	29-19-1
TOTAL OFFENSE PLAYS-YARDS	66-355	69-308
Fumble Returns-Yards	0-0	0-0
Punt Returns-Yards	3-10	1-3
Kickoff Returns-Yards	1-39	4-52
Interception Returns-Yards	1-0	0-0
Punts (Number-Avg)	5-29.2	5-47.6
Fumbles-Lost	2-1	3-2
Penalties-Yards	6-50	6-45
Possession Time	27:32	32:28
Third-Down Conversions	4 of 14	3 of 14
Fourth-Down Conversions	1 of 1	2 of 4
Red-Zone Scores-Chances	3-4	2-3
Sacks By: Number-Yards	4-27	3-19

RUSHING: UA-Damien Harris 14-124; Jalen Hurts 14-56; Bo Scarbrough 15-55; TEAM 1-minus 3. **TEXAS A&M**-T. Williams 15-38; Keith Ford 11-19; Kellen Mond 14-14.

PASSING: UA-Jalen Hurts 13-22-0-123. **TEXAS A&M**-Kellen Mond 19-29-1-237.

RECEIVING: UA-Calvin Ridley 5-68; Bo Scarbrough 3-21; Jerry Jeudy 2-24; Henry Ruggs III 1-8; Irv Smith 1-1; Robert Foster 1-1. **TEXAS A&M**-T. Williams 4-60; Christian Kirk 4-52; Keith Ford 4-17; Jhamon Ausbon 3-23; Roshauud Paul 2-14; Camron Buckley 1-39; Damion Ratley 1-32.

INTERCEPTIONS: UA-M. Fitzpatrick 1-0. **TEXAS A&M**-None.

FUMBLES: UA-Robert Foster 1-1; Jalen Hurts 1-0. **TEXAS A&M**-T. Williams 1-1; Christian Kirk 1-0; Kellen Mond 1-1.

Follow the Aggies: [f](#) @AggieFootball

[t](#) @AggieFootball @CoachSumlin

GAME SUMMARIES



TEXAS A&M (5-2, 3-1) 19
FLORIDA (3-3, 3-2) 17

SATURDAY, OCT. 14 • BEN HILL GRIFFIN STADIUM • GAINESVILLE, FL
ATTENDANCE: 86, 114 • TV: ESPN2

GAINESVILLE, Fla. (AP) -- Kellen Mond made several huge plays, Daniel LaCamera kicked four field goals and Texas A&M handed Florida a second home loss in as many weeks, 19-17 on Saturday night.

LaCamera's 32-yarder with 58 seconds remaining proved to be the difference, but Mond made everything happen for the Aggies (5-2, 3-1 Southeastern Conference). The freshman completed eight passes for 180 yards, and added 52 yards and a touchdown on the ground.

Mond had completions of 40 and 42 yards to set up fourth-quarter field goals, and Christian Kirk returned a punt 43 yards to set up the game-winner.

Florida (3-3, 3-2) had one final chance in its new, alligator-skin uniforms, but Feleipe Franks threw an interception on first down to end any chance of a comeback.

The loss essentially knocked the Gators out of contention in the SEC's Eastern Division race and surely will stoke more questions about the direction of the programs -- mostly the offense -- in coach Jim McElwain's third season.

Florida dominated in yards (371-263) and first downs (17-10), but came up short on the scoreboard.

The Gators may have been fortunate to score their first touchdown, which came after a bizarre do-over late in the second quarter.

Lamical Perine was seemingly stopped short on a fourth-and-1 play at the Texas A&M 17-yard line. But officials supposedly whistled the play dead before the snap. So Perine got another shot, picked up the first down and then scored on the next play against the stunned Aggies.

Perine made three defenders miss and then carried a fourth into the end zone for a 15-yard touchdown and a 10-3 lead.

Texas A&M tied the game on the opening possession of the second half. Mond completed a 30-yard pass to Camron Buckley to start the drive and capped it with a 9-yard run on a third-and-goal draw play that caught the Gators off guard.

The Gators responded two series later, thanks mostly to Franks' 79-yard run in which five tackles failed to bring him down. Franks zigzagged his way across the field before getting brought down at the 13-yard line. A sideline infraction penalty moved the ball to the 6, and Dre Massey scored on a jet sweep on the first play of the fourth quarter.

But the Aggies controlled the final frame.

	1	2	3	4	SCORE
TEXAS A&M	3	0	7	9	19
FLORIDA	3	7	0	7	17

SCORING SUMMARY

1ST	07:47	UF	Pineiro 29 yd field goal	13-63 5:49
	02:08	TAMU	LaCamera 46 yd field goal	7-38 2:33
2ND	01:41	UF	Perine 15 yd run (Pineiro kick)	7-55 2:58
3RD	11:12	TAMU	Mond 9 yd run (LaCamera kick)	6-55 1:39
4TH	14:54	UF	Massey 6 yd run (Pineiro kick)	4-90 1:50
	12:35	TAMU	Camera 43 yd field goal	7-40 2:19
	07:37	TAMU	LaCamera 25 yd field goal	9-57 2:37
	00:58	TAMU	LaCamera 32 yd field goal	9-24 3:22

	TAMU	UF
FIRST DOWNS	10	17
RUSHES-YARDS (NET)	38-83	42-242
PASSING YDS (NET)	180	129
Passes Att-Comp-Int	24-8-1	26-17-2
TOTAL OFFENSE PLAYS-YARDS	62-263	68-371
Fumble Returns-Yards	0-0	0-0
Punt Returns-Yards	3-58	1-9
Kickoff Returns-Yards	0-0	4-82
Interception Returns-Yards	2-0	1-0
Punts (Number-Avg)	8-48.6	9-45.0
Fumbles-Lost	1-0	0-0
Penalties-Yards	7-46	6-44
Possession Time	26:42	33:18
Third-Down Conversions	4 of 16	4 of 15
Fourth-Down Conversions	0 of 0	1 of 1
Red-Zone Scores-Chances	4-4	3-3
Sacks By: Number-Yards	5-19	2-15

RUSHING: **Texas A&M**-Kellen Mond 15-52; Keith Ford 9-22; T. Williams 10-18; Kendall Bussey 1-3; TEAM 3-minus 12. **Florida**-Davis,M. 18-97; Franks,F. 9-82; Perine,L. 13-54; Massey,D. 2-9.

PASSING: **Texas A&M**-J.Kellen Mond 8-24-1-180. **Florida**-Franks,F. 17-26-2-129.

RECEIVING: **Texas A&M**-Damion Ratley 2-72; Christian Kirk 2-44; T. Williams 2-15; Camron Buckley 1-33; Jhamon Ausbon 1-16. **Florida**-Goolsby,D. 6-35; Powell,B. 5-37; Davis,M. 2-22; Hammond,J. 2-16; Swain,F. 1-12; McCoy,T. 1-7.

INTERCEPTIONS: **Texas A&M**-Tyrel Dodson 1-0; Armani Watts 1-0. **Florida**-Taylor,Je. 1-0.

FUMBLES: **Texas A&M**-TEAM 1-0. **Florida**-None.



MISSISSIPPI STATE (4-2, 1-2) -
TEXAS A&M (5-2, 3-1) -

SATURDAY, OCT. 28 • KYLE FIELD • COLLEGE STATION, TEXAS
ATTENDANCE: - • TV: -

