2016 FOOTBALL GAME NOTES

OLEMISSSPORTS.COM
OLEMISSFB.COM
OLEMISSREBELS.COM
@OLEMISSSPORTS
@OLEMISSFB
@REBELGAMEDAY
@COACHHUGHFREEZE

OLEMISSSPORTS
OLEMISSFOOTBALL
@OLEMISSFB
@WEAREOLEMISS
@OFFICIALOMFB

#OLEMISS
#HOTTYTODDY
#GOREBELS
#WAOM
#RISEUPREBELS
#WEARNAVY
#LOCKTHEVAUGHT
#BEATSTATE

3 NATIONAL CHAMPIONSHIPS | 6 SEC CHAMPIONSHIPS | 24 BOWL WINS | 37 BOWL APPEARANCES | 660 ALL-TIME VICTORIES
57 FIRST TEAM ALL-AMERICANS | 22 NFL FIRST ROUND DRAFT PICKS | 286 PRO DRAFT SELECTIONS | 24 ACADEMIC ALL-AMERICANS

OLE MISS COACHING STAFF

On the field:
Hugh Freeze . . . . . Head Coach
Grant Heard . . . . . Wide Receivers
Jason Jones . . . . . Cornerbacks/Co-Defensive Coord.
Chris Kiffin . . . . . Defensive Line
Matt Luke . . . . . Offensive Line/Co-Offensive Coord.
Derrick Nix . . . . . Running Backs
John Kyle Davis . . . . . Offensive GA
Emmanuel McCray . . . . . Offensive GA
Davis Merritt . . . . . Defensive GA
Christian Robinson . . . . . Defensive GA
In the press box:
Corey Batoon . . . . . Safeties/Special Teams Coord.
Maurice Harris . . . . . Tight Ends
Dan Werner . . . . . Quarterbacks/Co-Offensive Coord.
Dave Wommack . . . . . Safeties/Defensive Coord.

Mississippi State
BULLDOGS
(4-7, 2-5 SEC)

Head Coach: Dan Mullen
Career: 59-42/8th
At MSU: 59-42/8th

EGG BOWL
Date: Saturday, Nov. 26, 2016
Time: 2:30 p.m. CT
Location: Oxford, Miss.
Venue: Vaught-Hemingway Stadium (64,038)
Surface: Natural grass
Ole Miss Rankings: NR (AP), NR (Coaches)
MSU Rankings: NR (AP), NR (Coaches)
Series: Ole Miss leads 63-43-6
In Oxford: Ole Miss leads 23-11-3
Live Stats: OleMissSports.com
Live Audio: OleMissSports.com
Twitter Updates: @OleMissFB

Ole Miss
REBELS
(5-6, 2-5 SEC)

Head Coach: Hugh Freeze
Career: 69-31/8th
At OM: 39-24/5th

TV - SEC NETWORK
Brent Musburger, Play-by-Play
Jesse Palmer, Analyst
Kaylee Hartung, Sideline

OLE MISS IMG NETWORK
David Kellum, Play-by-Play
Harry Harrison, Analyst
Richard Cross, Sideline/Pre- & Post-Game
Brett Norsworthy, Pre- & Post-Game

SIRIUS XM SATELLITE RADIO
Sirius 145, XM 192

WHAT TO WATCH FOR

- A win over Mississippi State would make Ole Miss bowl eligible for the fifth straight season under **Hugh Freeze** ... The last time the Rebels made five straight bowl appearances was when they earned a berth in a then-national best 15 straight seasons from 1957-71.
- This game is the 113th meeting of one of the nation's most-played rivalries ... Ole Miss holds a 63-43-6 advantage in the series dating back to 1901 ... The Ole Miss-Mississippi State series is tied with the Michigan-Ohio State series for the 15th-longest in NCAA Division I history ... Saturday's game will be the 89th "Battle of the Golden Egg," as the two schools started playing for the trophy in 1927 ... Ole Miss holds a 57-26-5 advantage in the "Egg Bowl."
- Ole Miss is seeking its first three-game win streak in the series since 2002-04.
- This is the first time since 2013 that the Egg Bowl did not feature a pair of ranked teams.
- Ole Miss leads the SEC and ranks 12th nationally with 314.5 passing yards per game.
- Seven of the Rebels' first 10 opponents were ranked in the top 25.
- The Rebels have scored first in 10 of 11 games and have trailed at halftime only twice this year.
- Ole Miss is 37-5 under Freeze when allowing less than 30 points, 2-19 when opponents score 30 or more.
- Senior TE **Evan Engram** leads all TEs in the nation (and all SEC players) with 84.2 receiving ypg.

2016 SCHEDULE

DATE	OPPONENT	SITE	RESULT/TIME	NOTES/SERIES INFORMATION
Sept. 5	vs. #4/4 Florida State^ (ESPN)	Orlando	L, 34-45	Rebels led by as much as 22 in the first half; First season-opening loss under Freeze
Sept. 10	WOFFORD (SEC Network)	OXFORD	W, 38-13	Chad Kelly throws 3 TDs, 0 INTs; Five different Rebels score touchdowns
Sept. 17	#1/1 ALABAMA* (CBS)	OXFORD	L, 43-48	Rebels led by 21 in 2nd quarter; Kelly throws for career-high 421 yards, 3 TDs, 0 INTs
Sept. 24	#12/11 GEORGIA* (ESPN)	OXFORD	W, 45-14	Rebels' most points and largest margin of victory vs. UGA in series history
Oct. 1	MEMPHIS (HC) (ESPN2)	OXFORD	W, 48-28	Rebel offense racks up 624 total yards (5th-most in school history), 263 rushing yards
Oct. 15	at #22/22 Arkansas* (ESPN)	Fayetteville	L, 30-34	First time this year Rebels didn't score first or lead at the half; Engram: 7 catches, 111 yards
Oct. 22	at #25/23 LSU* (ESPN)	Baton Rouge	L, 21-38	Rebels held scoreless in a half (second half) for first time since Oct. 3 last year at Florida
Oct. 29	#15/17 AUBURN* (SEC Network)	OXFORD	L, 29-40	Chad Kelly breaks school record with 465 passing yards (36 of 59, 3 TDs, 1 INT)
Nov. 5	GEORGIA SOUTHERN (ESPNU)	OXFORD	W, 37-27	Judd rushes for 139 yards and a TD; Kelly accounts for three total TDs (1 pass, 2 rush)
Nov. 12	at #8 Texas A&M* (SEC Network)	College Station	W, 29-28	Shea Patterson leads Rebels to 2nd-half comeback (down 21-6 at half) in his college debut
Nov. 19	at Vanderbilt* (SEC Network)	Nashville	L, 17-38	Ole Miss led 10-0 early, but Vanderbilt countered with 31 unanswered points
Nov. 26	MISSISSIPPI STATE* (SEC Network)	OXFORD	2:30 p.m.	Ole Miss leads 63-43-6 (Rebels have won two straight)

** - SEC game* *^ Camping World Kickoff* *(HC) - Homecoming* *Rankings - CFP or AP/Coaches* *All Times Central*

OLE MISS ATHLETICS COMMUNICATIONS

Kyle Campbell* .... **Associate A.D./Communications**
Email: kyle@olemiss.edu
Duties: Primary Contact, Interviews

Joey Jones* ..... **Communications Specialist**
Email: joeyj@olemiss.edu
Duties: Game Notes, Stats, Photos

Adam Kuffner* ..... **Communications Specialist**
Email: kuffner@olemiss.edu
Duties: Game Program, Game Notes

Jessica Poole ..... **Communications Specialist**
Email: jepoole1@olemiss.edu
Duties: Player Interviews

Daniel Snowden ..... **Communications Specialist**
Email: desnowde@olemiss.edu
Duties: Credentials

Brandon Lee ..... **Communications Specialist**
Email: bmlee@olemiss.edu

Kim Ling ..... **Communications Specialist**
Email: kling@olemiss.edu

Ashley Mangrum ..... **Senior Staff Assistant**
Email: ash1@olemiss.edu

** Football Contacts*

908 All-American Dr.
University, MS 38677
662.915.7522

SEC TELECONFERENCE

Coach Hugh Freeze will be available on the weekly SEC Teleconference every Wednesday from Aug. 31-Nov. 23, from 11:20-11:30 a.m. (CT). The number is available through the SEC office at (205) 348-3000. Below is the order of participants:

10:00 a.m. - Ed Orgeron, LSU
10:10 a.m. - Will Muschamp, South Carolina
10:20 a.m. - Jim McElwain, Florida
10:30 a.m. - Derek Mason, Vanderbilt
10:40 a.m. - Nick Saban, Alabama
10:50 a.m. - Butch Jones, Tennessee
11:00 a.m. - Bret Bielema, Arkansas
11:10 a.m. - Barry Odom, Missouri
11:20 a.m. - Hugh Freeze, Ole Miss
11:30 a.m. - Kevin Sumlin, Texas A&M
11:40 a.m. - Mark Stoops, Kentucky
11:50 a.m. - Dan Mullen, Mississippi State
12:00 p.m. - Kirby Smart, Georgia
12:10 p.m. - Gus Malzahn, Auburn

OLE MISS MEDIA SCHEDULE - MISSISSIPPI STATE WEEK

SUNDAY	MONDAY	TUESDAY	WEDNESDAY	THURSDAY	FRIDAY
• Practice closed No interviews	• Practice closed • Freeze press conf. at 11:15 a.m. in Manning Center Team Meeting Room	• Select assistant coaches and players available at 11 a.m. in Manning Center Team Meeting Room • Practice closed	• SEC teleconference 11:20 a.m. • Practice closed No interviews	• Practice closed No interviews	• Practice closed No interviews

WEEKLY PRESS CONFERENCE: Ole Miss holds its weekly fall press conference each Monday of the regular season at 11:15 a.m. CT in the Burns Team Meeting Room at the Manning Center, which is adjacent to Vaught-Hemingway Stadium/Hollingsworth Field. Various Ole Miss coaches and staff will take the podium first and will be followed by Coach Hugh Freeze at approximately 11:30 a.m., and quarterback Chad Kelly after Freeze. Members of the media unable to attend the Monday press conference may participate via the telephone beginning at 11:30 a.m.

PRACTICES: Viewing is permitted for approved media for select portions of practice on Tuesdays during the season. If you do not regularly attend practices, please contact Media Relations prior to your visit for exact details on times and location. Media are forbidden from reporting (e.g. tweeting, blogging, etc.) on anything related to practice until after the post-practice interviews. This includes media who leave practice early. Videographers and photographers must use tight shots and no formations. On available days, video is permitted for individual drills only, and media will be alerted which portions of practice (including stretch) are available for video. Use of footage from practices must be limited to three minutes per day. If you have not previously attended practices, please contact the Athletics Communications office for prior approval and daily alerts on practice locations and times.

AUDIO/VIDEO RESTRICTIONS: Press conferences, media opportunities, practices and any form of competition may not be broadcast live, including Periscope and related media, without prior consent of the athletics department. Audio/video use of content from press conferences and media opportunities is limited to five minutes per individual (coach or student-athlete) per day, and use of footage from practices is limited to three minutes per day. This includes content attained via FTP, which should be credited to Ole Miss Athletics. Ole Miss offers free FTP downloads of game highlights and interviews with coaches and players for television stations to use during regularly scheduled news/sportscasts. To access the Ole Miss FTP site, please contact Ole Miss Sports Productions at **662-915-3407** or **micah@olemiss.edu**.

WORKING CREDENTIALS: To request game credentials, go to Ole Miss' online credentialing site: **www.sportssystems.com/OleMiss**. Credential requests must be made by the sports director of each media outlet and are limited to those media who will be attending the game in a working capacity.
PHOTOGRAPHERS: Per NCAA rule, images or likeness of current student-athletes may not be sold, distributed or used for commercial purposes.

MEDIA GATE: Media will enter Gate 35 on the west side of the stadium beginning three and a half (3.5) hours prior to kickoff. The media will-call table will be located there, and photographers will exchange their photo ticket for an armband at this location.

GAMEDAY PARKING: Gameday media parking is located in two locations: 1) garage adjacent to The Pavilion; and 2) lot near Tad Smith Coliseum. Media should check their pass to indicate for which lot they are designated. For passed marked for the garage, each pass is for a specific numbered parking spot. Cars parked in the wrong spot will be towed. Passes marked for Tad Smith Coliseum are for a lot located west of the old arena.

NCAA PROSPECTS: Media are not permitted to have contact with a prospect -- from when they check in until after they have checked out or concluded their visit or camp and are no longer inside our facilities. Media are also forbidden from having direct contact with the prospects' family members who are present at the visit or camp. In addition, media may not video or photograph a prospect during a visit.

SIDELINE ACCESS (NEW): Excluding select portions of the game, media sideline access is reserved for photographers/ videographers. Credentialed photographers/ videographers who arrive at media will-call without proper equipment will not be granted an armband for sideline access. When on the sideline, media must remain outside the bench area and may not shoot behind the benches. ***During pre-game activities, media must remain in the southeast corner of the field (near the visiting team tunnel) until the team leaves the field after warm-ups.***

POSTGAME INTERVIEWS (NEW): For home games, Coach Freeze will hold a postgame press conference in the Burns Team Meeting Room at the Manning Center. Following the press conference, select players and assistant coaches will be available in the same room. Visiting team media availability will take place in the photo workroom, which is located next to the visiting team locker room off the southeast corner of the field. ***Postgame TV stand-ups should be conducted from the navy turf on the east sideline and not on the playing field.***

OLE MISS REBELS STYLE GUIDE

NAME
Ole Miss (preferred)
University of Mississippi
~~Mississippi~~

NICKNAME
Rebels

LOGO

COLORS
Cardinal Red (PMS 186)
Navy Blue (PMS 2767)

MASCOT

Rebel

EVAN ENGRAM

SENIOR | TE | 6-3 | 235 | POWDER SPRINGS, GA.

- **Nation's active TE leader with 2,320 career receiving yards**
- **SEC's active TE leader in career catches (162) and receiving yards (top three among all active SEC players)**
- **Owns records for most career catches, receiving yards and receiving TDs by an Ole Miss tight end**
- **Owns the top two single-season receiving yards records by an Ole Miss TE**
- **Fourth year as starter and second as a team captain**
- **Preseason All-America 3rd team (Athlon), 4th team (Phil Steele)**
- **Preseason All-SEC 1st team (Athlon, Lindy's)**
- **On watch lists for Biletnikoff Award, Mackey Award, Rotary Lombardi Award and Wuerffel Trophy**
- **Two-time nominee for Allstate AFCA Good Works Team**

ENGRAM IN 2016

- John Mackey Award semifinalist
- Midseason All-America (Sporting News, SI.com, ESPN.com, CBS Sports)
- Midseason All-SEC (ESPN.com, SEC Country)
- Leads all TEs nationally with 84.2 receiving ypg, while ranking second with 5.9 catches/game and eight TD catches
- Ranks 30th among all players in the nation in catches/game, 27th in receiving ypg and T-34th in TD catches
- Leads all SEC players in receiving ypg and ranks third in catches/game
- Tops all SEC players (T-21st in nation) with 16 catches of 20+ yards
- In SEC play, ranks first with 6.6 catches/game and 86.4 receiving ypg with five TD catches
- Has scored a touchdown in eight of 11 games this year
- His contributions as both a receiver and a blocker help Ole Miss rank 12th nationally in passing (314.5 ypg) and 34th in total offense (458.5 ypg)
- Had a career-high nine catches, 95+ yards and a TD against No. 4 Florida State, No. 1 Alabama and No. 15 Auburn
- Led the Rebels with six catches for 95 yards and TD vs. No. 11 Georgia
- Led team with seven catches for 111 yards and TD at No. 11 Arkansas.
- Led team with six catches for 102 yards and a TD at Vanderbilt.
- Leads team with 33 catches of 10+ yards, 16 catches of 20+ yards, eight catches of 30+ yards and two catches of 40+ yards
- Senior CLASS Award finalist (one of 10)

WHAT THEY'RE SAYING ABOUT EVAN ENGRAM...

"It used to be Laquon Treadwell, now the explosive player on this offense is Evan Engram. You saw it against Florida State, where he went over 100, you saw it against Alabama, where he went over 100."
- David Pollack, ESPN analyst | October 11, 2016

"I am really impressed with their offensive skill positions. They have great length at the wide receiver position. The tight end, Evan Engram, is a special talent and they do a lot of different things with him."
- Memphis Head Coach Mike Norvell | September 26, 2016

"As good of a tight end as there is in the country ... He's a mismatch whoever you put against him."
- Kirk Herbstreit, ESPN analyst | September 24, 2016

"Best tight end in the country, Evan Engram."
- Greg McElroy, ESPN analyst | September 24, 2016

"He's talented. He runs like a receiver. They put him in spots where he can get vertical down the field. The guy runs by DBs, and he's a tight end. When you've got a tight end that runs faster than your DBs you've got a problem because he can get matched up on a linebacker."
- Georgia Head Coach Kirby Smart | September 22, 2016

"He's a heck of an athlete. He's a playmaker. He's aggressive. He likes to hit people, too. He's a blocker, so he's not just a receiving tight end. He'll put his helmet into someone. I'm just glad he stayed another year."
- Chad Kelly, Ole Miss quarterback | September 19, 2016

"He has turned out to be an excellent football player. Some NFL team is going to draft him and make him a move tight end. He's going to play at the next level for a long time and catch a lot of passes."
- Andre Ware, ESPN analyst and Heisman Trophy winner | September 10, 2016

GARY WUNDERLICH

#97 | K/P | Jr. | 6-0 | 193 | Memphis, Tenn.

- Lou Groza Award semifinalist
- Leads SEC and ranks second nationally in FG percentage (95.2) ... Has made 20 of 21 attempts ... Only miss was from 55 yards
- Second among SEC kickers and sixth nationally with 1.82 FGs made per game
- Ranks second in the SEC and 21st nationally with 9.0 points per outing
- Made game-winning 39-yarder with 37 seconds left at No. 8 Texas A&M (SEC ST POW)

CHAD KELLY

#10 | QB | Sr. | 6-2 | 224 | Buffalo, N.Y.

- Finished his career with 25 different school records
- Before his season-ending knee injury, started all nine games and currently ranks first in the SEC and top 10 nationally in total offense (343.3 ypg, 6th in nation) and passing (306.4 ypg, 10th in nation)

MARQUIS HAYNES

#10 | DE | Jr. | 6-3 | 222 | Jacksonville, Fla.

- Leads team with 10.0 tackles for loss, 6.0 sacks and three forced fumbles
- Tied for second in the SEC and 15th nationally in forced fumbles
- Of the Rebels' 15 turnovers forced this year, has played a part in seven of them (3 FF, 1 FR, 1 INT, 2 QBH)

D.J. JONES

#93 | DT | Sr. | 6-0 | 321 | Greenville, S.C.

- Strongest player on the team ... Anchors the Rebel defensive line
- Has 29 tackles, 3.0 TFLs, 2.0 sacks, 1 interception, 1 fumble recovery and 3 QB hurries

DAMORE'EA STRINGFELLOW

#3 | WR | Jr. | 6-2 | 219 | Perris, Calif.

- Ranks 10th in the SEC with 56.3 receiving yards per game
- Leads the deep and talented Ole Miss WR corps with 40 catches, 619 yards and 4 TDs

JAVON PATTERSON

#79 | OL | So. | 6-3 | 307 | Petal, Miss.

- Only offensive lineman to start every Ole Miss game this year (8 at LG, 3 at C)
- Has played left guard, center and right guard and been on the field for nearly every snap
- Two-time PFF SEC Team of the Week selection (Week 2, Week 8)

JORDAN SIMS

#70 | OL | So. | 6-4 | 323 | Homewood, Ala.

- Has played in every game with 10 starts (8 at RG, 2 at LG)
- Week 4 SEC Offensive Lineman of the Week ... Week 7 PFF SEC Team of the Week

FRESHMEN

GREG LITTLE

#74 | OT | Fr. | 6-6 | 332 | Allen, Texas

- True freshman has played significant snaps at left tackle in every game with 4 starts
- Helps Ole Miss lead the SEC in passing and has held his own against nation's best DEs

BENITO JONES

#95 | DT | Fr. | 6-2 | 308 | Waynesboro, Miss.

- Ranks fifth among SEC freshmen in tackles (38) and third in tackles for loss (4.5)
- Has played in every game with three starts

VAN JEFFERSON

#12 | WR | R-Fr. | 6-2 | 192 | Brentwood, Tenn.

- Ranks second among SEC freshmen with 4.0 catches per game and third with 45.1 receiving ypg ... Second on team in catches (44), third in yards (496) and TDs (3)

A.J. BROWN

#1 | WR | Fr. | 6-1 | 225 | Starkville, Miss.

- Ranks fourth among SEC freshmen with 33.7 receiving ypg and fifth with 2.4 catches per outing ... Came up big in win at No. 8 Texas A&M (4 catches, 77 yards)

MYLES HARTSFIELD

#15 | S | Fr. | 5-11 | 199 | Sayreville, N.J.

- Has started every game at Rover safety
- Ranks fourth among SEC freshmen with 3.5 tackles per game

ALEX GIVENS

#67 | OT | R-Fr. | 6-6 | 297 | Nashville, Tenn.

- Has seen significant snaps at right tackle in every game with four starts
- Helps Ole Miss lead the SEC in passing

JAYLON JONES

#31 | CB | Fr. | 5-11 | 177 | Dallas, Texas

- Has seen significant action with one start at CB with 26 tackles, 5 PBUs, 1 FF, 1 FR
- Ranks second among SEC freshmen with five passes defended

JALEN JULIUS

#7 | CB | R-Fr. | 5-10 | 180 | Winter Garden, Fla.

- Has started eight games at CB and compiled 21 tackles, 1.5 TFLs and two PBUs

SHEA PATTERSON

#20 | QB | Fr. | 6-2 | 200 | Shreveport, La.

- Sixth true freshman QB to start at Ole Miss, second with multiple starts
- Led Ole Miss to win at No. 8 Texas A&M with 338 pass yards, 402 total yards

TEAM STATISTICS

OLE MISS	OPPONENT	CATEGORY	MISSISSIPPI STATE	OPPONENT
371	353	Total Points	323	377
267	249	First Downs	246	243
86	121	By Rushing	116	85
160	112	By Passing	112	144
21	16	By Penalty	18	14
1590	2514	Rushing Yards	2341	1930
384	499	Rushing Attempts	452	412
4.1	5.0	Yards Per Rush	5.2	4.7
144.5	228.5	Rushing Yards Per Game	212.8	175.5
3459	2470	Passing Yards	2481	3077
262-435	198-333	Pass Completions-Attempts	209-367	242-393
314.5	224.5	Passing Yards Per Game	225.5	279.7
5049	4984	Total Offense	4822	5007
819	832	Total Offensive Plays	819	805
459	453.1	Total Offense Per Game	438.4	455.2
13-5	20-7	Fumbles-Lost	16-5	15.8
56-500	76-636	Penalties-Yards	60-537	62-511

INDIVIDUAL STATISTICS

OLE MISS

Rushing	Att.	Yds.	Avg.	TD
Akeem Judd	145	719	5.0	6
Chad Kelly	81	332	4.1	5
Eugene Brazley	59	257	4.4	2

Passing	Comp.	Att.	Yds.	TD/Int.
Chad Kelly	205	328	2758	19/8
Shea Patterson	45	84	560	4/1

Receiving	Rec.	Yds.	Avg.	TD
Evan Engram	65	926	14.2	8
Van Jefferson	44	496	11.3	3
Damore'ea Stringfellow	40	619	15.5	4

Punting	No.	Yds.	Avg.	Long
Will Gleeson	26	1131	43.5	60

Punt Returns	No.	Yds.	Avg.	Long
Carlos Davis	6	49	8.2	23

Kickoff Returns	No.	Yds.	Avg.	Long
Carlos Davis	27	625	23.7	62

Scoring	TD	FG	PAT	Total
Gary Wunderlich	-	20-21	39-41	99
Evan Engram	8	-	-	48

Tackles	UT-AT	TT	TFL	Other
DeMarquis Gates	38-37	75	5.5	4 SACKS
Zedrick Woods	27-31	58	2.5	3 INT
Marquis Haynes	25-19	44	10.0	6 SACKS

MISSISSIPPI STATE

Rushing	Att.	Yds.	Avg.	TD
Nick Fitzgerald	163	985	6.0	12
Aeris Williams	100	465	4.7	2
Ashton Shumpert	53	250	4.7	1

Passing	Comp.	Att.	Yds.	TD/Int.
Nick Fitzgerald	175	318	2178	18/10

Receiving	Rec.	Yds.	Avg.	TD
Fred Ross	67	835	12.5	11
Donald Gray	37	679	18.4	4
Malik Dear	20	221	11.1	1

Punting	No.	Yds.	Avg.	Long
Logan Cooke	40	1590	39.8	68

Punt Returns	No.	Yds.	Avg.	Long
Fred Ross	14	78	5.6	16

Kickoff Returns	No.	Yds.	Avg.	Long
Brandon Holloway	11	258	23.5	50

Scoring	TD	FG	PAT	Total
Nick Fitzgerald	12	-	-	72
Westin Graves	-	10-18	39-39	69
Fred Ross	11	-	-	68

Tackles	UT-AT	TT	TFL	Other
Richie Brown	46-43	89	4.0	1.5 SACKS
Leo Lewis	25-41	66	3.0	1 PBU
J.T. Gray	28-34	62	7.5	1 SACK

LAST FIVE EGG BOWLS

Nov. 28, 2015 • Starkville, Miss. • #18 Ole Miss 38, #21 Mississippi State 27: In a game in which the Rebels looked cool, calm and collected early following a 21-point first quarter, the Bulldogs didn't go away quietly. After a 28-3 halftime score, Mississippi State responded with 10 unanswered points. But, thanks to a responsive effort from the Landshark D and Rebel offense, No. 18 Ole Miss never lost momentum, surging to its second straight Egg Bowl win and first in Starkville since the 2003 season.

Nov. 29, 2014 • Oxford, Miss • #18 Ole Miss 31, #4 Mississippi State 17: No. 18 Ole Miss held No. 4 Mississippi State to 17 points, tied for their fewest points scored in a game this season, and a red-zone stand sealed the win for the Rebels. Offensively, quarterback Bo Wallace threw for nearly 300 yards, and running back Jaylen Walton and tight end Evan Engram turned in career games.

Nov. 28, 2013 • Starkville, Miss • Mississippi State 17, Ole Miss 10: In a defensive game, the 110th meeting of the Egg Bowl came down to overtime, with Mississippi State forcing a turnover on the Rebels' OT possession to win it 17-10. Ole Miss didn't have an offensive touchdown, scoring only on a 22-yard Andrew Ritter field goal and a blocked punt by Collins Moore recovered by Terrell Grant in the end zone at the end of the first half.

Nov. 24, 2012 • Oxford, Miss. • Ole Miss 41, #24 Mississippi State 24: Paced by a three-touchdown performance from Donte Moncrief, Ole Miss defeated its intrastate rival, No. 24 Mississippi State, 41-24 on a beautiful Saturday night in front of 61,005 fans at Vaught-Hemingway Stadium. The Rebels snapped the Bulldogs' three-game winning streak in the series.

Nov. 26, 2011 • Starkville, Miss • Mississippi State 31, Ole Miss 3: Barry Brunetti went 12-for-22 for 110 yards in Starkville as the Rebels fell to the Bulldogs 31-3 in the 2011 Egg Bowl to finish Houston Nutt's career at Ole Miss. Ole Miss started nine freshmen in the game and finished the season with 10 losses for the first time in program history.

TOP REBEL PERFORMANCES VS. MISSISSIPPI STATE

Rushing Yards: Dou Innocent, 39-242 (TD); 11-25-1995
Passing Yards: Mark Young, 19-37-1-334 (3 TDs); 11-26-1988
Receptions: Laquon Treadwell, 9-57; 11-28-2013
Receiving Yards: Donte Moncrief, 7-173 (3 TDs); 11-24-2012
All-Purpose Yards: Dou Innocent, 242; 11-25-1995
Points Scored: Showboat Boykin, 42 (7 TDs); 12-1-1951

SERIES HISTORY

Ole Miss leads 63-43-6

In Egg Bowl: . . . . . 56-25-5, Ole Miss
In Starkville: . . . . . 21-14-3, Ole Miss
In Oxford: . . . . . 23-11-3, Ole Miss
In Jackson, Miss.: . . . . . 18-12, Ole Miss*
In Tupelo, Miss.: . . . . . 3-0, Mississippi State
In Columbus, Miss.: . . . . . 1-0, Ole Miss
In Clarksdale, Miss.: . . . . . 1-0, Mississippi State
In Greenwood, Miss.: . . . . . 2-0, Mississippi State
** - Ole Miss won 1976 and 1977 games by forfeit*

Longest Ole Miss Win Streak: . . . .6, 1930-35 and 1947-52
Longest MSU Win Streak: 13, 1911-1925

Largest Margin of Victory: 48, 1971 (48-0)
Largest Margin of Defeat: 65, 1915 (65-0)

Year	Site	Score	Year	Site	Score
1901	Starkville	L, 0-17	1961	Starkville	W, 37-7
1902	Starkville	W, 21-0	1962	Oxford	W, 13-6
1903	Oxford	T, 6-6	1963	Oxford	T, 10-10
1904	Columbus	W, 17-5	1964	Oxford	L, 17-20
1905	Jackson	L, 0-11	1965	Starkville	W, 21-0
1906	Jackson	W, 29-5	1966	Oxford	W, 24-0
1907	Jackson	L, 0-15	1967	Starkville	W, 10-3
1908	Jackson	L, 6-44	1968	Oxford	T, 17-17
1909	Jackson	W, 9-5	1969	Starkville	W, 48-22
1910	Jackson	W, 30-0	1970	Oxford	L, 14-19
1911	Jackson	L, 0-6	1971	Starkville	W, 48-0
1915	Tupelo	L, 0-65	1972	Oxford	W, 51-14
1916	Tupelo	L, 0-36	1973	Jackson	W, 38-10
1917	Tupelo	L, 14-41	1974	Jackson	L, 13-31
1918	Oxford	L, 0-13	1975	Jackson	W, 13-7
1919	Clarksdale	L, 0-33	1976	Jackson	L, 11-28*
1920	Greenwood	L, 0-20	1977	Jackson	L, 14-18*
1921	Greenwood	L, 0-21	1978	Jackson	W, 27-7
1922	Jackson	L, 13-19	1979	Jackson	W, 14-9
1923	Jackson	L, 6-13	1980	Jackson	L, 14-19
1924	Jackson	L, 0-20	1981	Jackson	W, 21-17
1925	Jackson	L, 0-6	1982	Jackson	L, 10-27
1926	Starkville	W, 7-6	1983	Jackson	W, 24-23
1927	Oxford	W, 20-12	1984	Jackson	W, 24-3
1928	Starkville	W, 20-19	1985	Jackson	W, 45-27
1929	Oxford	T, 7-7	1986	Jackson	W, 24-3
1930	Starkville	W, 20-0	1987	Jackson	L, 20-30
1931	Oxford	W, 25-14	1988	Jackson	W, 33-6
1932	Starkville	W, 13-0	1989	Jackson	W, 21-11
1933	Oxford	W, 31-0	1990	Jackson	W, 21-9
1934	Jackson	W, 7-3	1991	Starkville	L, 9-24
1935	Oxford	W, 14-6	1992	Oxford	W, 17-10
1936	Starkville	L, 6-26	1993	Starkville	L, 13-20
1937	Oxford	L, 7-9	1994	Oxford	L, 17-21
1938	Starkville	W, 19-6	1995	Starkville	W, 13-10
1939	Oxford	L, 6-18	1996	Oxford	L, 0-17
1940	Starkville	L, 0-19	1997	Starkville	W, 15-14
1941	Oxford	L, 0-6	1998	Oxford	L, 6-28
1942	Starkville	L, 13-34	1999	Starkville	L, 20-33
1944	Oxford	W, 13-8	2000	Oxford	W, 45-30
1945	Starkville	W, 7-6	2001	Starkville	L, 28-36
1946	Oxford	L, 0-20	2002	Oxford	W, 24-12
1947	Starkville	W, 33-14	2003	Starkville	W, 31-0
1948	Oxford	W, 34-7	2004	Oxford	W, 20-3
1949	Starkville	W, 26-0	2005	Starkville	L, 14-35
1950	Oxford	W, 27-20	2006	Oxford	W, 20-17
1951	Starkville	W, 49-7	2007	Starkville	L, 14-17
1952	Oxford	W, 20-14	2008	Oxford	W, 45-0
1953	Starkville	T, 7-7	2009	Starkville	L, 27-41
1954	Oxford	W, 14-0	2010	Oxford	L, 23-31
1955	Starkville	W, 26-0	2011	Starkville	L, 3-31
1956	Oxford	W, 13-7	2012	Oxford	W, 41-24
1957	Starkville	T, 7-7	2013	Starkville	L, 10-17 (OT)
1958	Oxford	W, 21-0	2014	Oxford	W, 31-17
1959	Starkville	W, 42-0	2015	Starkville	W, 38-27
1960	Oxford	W, 35-9			

** - Ole Miss won by forfeit*

20 QB

SHEA PATTERSON
6-2 | 200 | Fr. | Shreveport, La.

COMP	ATT	YDS	TD/INT
45	84	560	4/1

LAST GAME: Completed 20 of 42 passes for 222 yards and two TDs ... Rushed 13 times for 32 yards
NOTES: 2nd true freshman QB to start multiple games in school history ... SEC Freshman of the Week after totaling 402 yards (338 passing, 64 rushing) in his debut, a comeback win over No. 8 Texas A&M ... Rated No. 1 QB of the 2016 recruiting class and 5-star recruit ... U.S. Army and USA Today All-America selection

21 RB

AKEEM JUDD
5-11 | 224 | Sr. | Durham, N.C.

ATT	YDS	AVG	TD
145	719	5.0	6

LAST GAME: Rushed for 10 times for 63 yards ... Caught three passes for 34 yards, including a 21-yard TD
NOTES: As the team's leading rusher in carries and yards, has not been tackled for a loss in 145 attempts ... Nine career rushing touchdowns and three career 100-yard games ... His 139 yards vs. Georgia Southern was the most be a Rebel since Jordan Wilkins in 2014 ... Posted his first career 100-yard game against Memphis

1 WR

A.J. BROWN
6-1 | 225 | Fr. | Starkville, Miss.

ATT	YDS	AVG	TD
26	371	14.3	2

LAST GAME: Caught three passes for 16 yards
NOTES: Has made at least one catch in 10 of 11 games ... A consensus 4-star prospect by the major recruiting services, ranked in the top-100 ... Second player ever to be picked to play in the Under Armour football and baseball All-American games ... Selected in the 19th round of the MLB Draft by the San Diego Padres (outfielder)

3 WR

DAMORE'EA STRINGFELLOW
6-2 | 219 | Jr. | Perris, Calif.

REC	YDS	AVG	TD
40	619	15.5	4

LAST GAME: Started at WR and caught one pass for 16 yards
NOTES: Ranks 10th in the SEC in receiving yards (619), receiving yards per game (56.3) and yards per reception (15.5) ... Two games with over 90 yards receiving, including a career-high 94 yards vs. Memphis (Oct. 1) ... Has racked up 1,122 receiving yards and nine TDs in 22 games at Ole Miss ... Preseason All-SEC

8 WR

QUINCY ADEBOYEJO
6-3 | 195 | Sr. | Cedar Hill, Texas

REC	YDS	AVG	TD
32	416	13.0	1

LAST GAME: Started at WR and caught five passes for 47 yards
NOTES: One of four Rebel wideouts with at least 400 yards receiving ... Has over 1,000 yards receiving for his career (103 catches, 1,414 yards) ... Has played in every game since arriving on campus in 2013, totaling 49 games

12 WR

VAN JEFFERSON
6-2 | 192 | R-Fr. | Brentwood, Tenn.

REC	YDS	AVG	TD
44	496	11.3	3

LAST GAME: Started at Slot WR and caught six passes for 52 yards
NOTES: Second on the team in receptions (44) and third in receiving yards (496) ... Ranked 10th in the SEC in receptions per game (4.0) ... Second among SEC freshmen with 4.0 receptions per game and third with 45.1 receiving ypg ... Career-high 91 receiving yards vs. No. 1 Alabama (Sept. 17) ... Redshirted in 2015

17 TE

EVAN ENGRAM
6-3 | 235 | Sr. | Powder Springs, Ga.

REC	YDS	AVG	TD
65	926	14.2	8

LAST GAME: Caught six passes for 102 yards and a TD, his seventh career 100-yard game
NOTES: John Mackey Award semifinalist ... Leads the SEC in receiving yards (926) ... Tops all TEs in the nation in receiving yards and second in receptions ... Already broke school records for catches and receiving yards in a season by a TE ... All-time Ole Miss leader in receptions (162), receiving yards (2,320) and TDs (15) by a TE

73 LT

ROD TAYLOR
6-3 | 329 | Jr. | Jackson, Miss.

GS	RUSH/G	PASS/G	PPG
7	144.5	314.5	33.7

LAST GAME: Saw action at LT after missing the last three games due to injury
NOTES: Has started at LT in seven games this season ... Suffered an injury in the second half at LSU, causing him to miss three games ... Replaced first-round draft pick Laremy Tunsil as the team's starting left tackle ... Played in 23 games in his first two seasons, making four starts at right guard

79 LG

JAVON PATTERSON
6-3 | 307 | So. | Petal, Miss.

GS	RUSH/G	PASS/G	PPG
11	144.5	314.5	33.7

LAST GAME: Started at C at Vanderbilt, his 17th career start, before moving to LG
NOTES: Only Ole Miss offensive lineman to start all 11 games (eight at LG, three at C) this season ... Preseason All-SEC third team (Athlon) ... Versatile lineman who can play multiple spots ... Started six of 12 games played during his true freshman campaign (four at left guard, two at right guard)

75 C

ROBERT CONYERS
6-5 | 298 | Sr. | Miami, Fla.

GS	RUSH/G	PASS/G	PPG
7	144.5	314.5	33.7

LAST GAME: Did not play at Vanderbilt due to injury
NOTES: Has started seven games at C this season ... Rimington Trophy watch list and preseason All-SEC third team (Lindy's) ... Has played in 33 career games with 15 starts (13 at center, two at right tackle) ... Last year, played in six games with five starts at center before tearing an ACL at Memphis

70 RG



JORDAN SIMS
6-4 | 323 | So. | Homewood, Ala.

GS	RUSH/G	PASS/G	PPG
10	144.5	314.5	33.7

LAST GAME: Started at RG at Vanderbilt, his 14th career start
NOTES: Has started 10 games this season (nine at RG, one at LG) ... Named SEC Offensive Lineman of the Week for his performance versus Georgia (Sept. 24) ... Played in all 13 games last season, including four starts at right guard ... Received the Eli Manning Award as team's most improved offensive player of 2015 spring

50 RT

SEAN RAWLINGS
6-5 | 286 | So. | Madison, Miss.

GS	RUSH/G	PASS/G	PPG
8	144.5	314.5	33.7

LAST GAME: Saw action at C against Vanderbilt
NOTES: Has started eight games this season (seven at RT, one at C) ... Replaced Kent Hull Trophy winner Fahn Cooper, who graduated and was taken in the NFL Draft, as the team's starting RT ... Played in 10 games as a true freshman, making seven starts at RT ... Named a 2015 SEC All-Freshman by Gridironnow.com ... 3.38 GPA

97 K

GARY WUNDERLICH
6-0 | 193 | Jr. | Memphis, Tenn.

FG	LONG	PAT	PTS
20/21	49	39/41	99

LAST GAME: Made his only FG attempt, a 23-yarder ... Punted three times, averaging 43.7 yards per punt
NOTES: Semifinalist for the Lou Groza Award ... Leads the SEC in field goal percentage (95.2) and second in FGs per game (1.82) ... Only miss was from 55 yards ... SEC Special Teams Player of the Week after three FGs, including the game winner, at No. 8 Texas A&M (Nov. 12) ... His 257 career points rank third in school history

10 DE

MARQUIS HAYNES
6-3 | 222 | Jr. | Jacksonville, Fla.

TACKLES	TFL	SACK	FF
44	10.0	6.0	3

LAST GAME: Started at DE against Vanderbilt and made three tackles
NOTES: Leads the team in tackles for loss (10.0), sacks (6.0) and forced fumbles (3) ... His three forced fumbles (second in the SEC) were all on sacks ... Has factored in seven of the 14 turnovers forced by the Rebel defense this season ... Already third in school history with 23.5 career sacks and fourth with 35.5 TFLs

95 DT

BENITO JONES
6-2 | 308 | Fr. | Waynesboro, Miss.

TACKLES	TFL	SACK	QBH
38	4.5	0.5	3

LAST GAME: Started at DT and made four tackles, including 1.0 TFL
NOTES: Has played in all 11 games this season, making three starts at DT ... Ranks second in tackles among Ole Miss defensive linemen ... Fourth on the team in TFLs ... An Under Armour All-American selection out of high school ... Listed as the No. 7 overall recruit by ESPN.com

93 NT

D.J. JONES
6-0 | 321 | Sr. | Greenville, S.C.

TACKLES	TFL	SACK	FR
29	3.0	2.0	1

LAST GAME: Started at NT and made three tackles, including 1.0 sack
NOTES: Recorded a fumble recovery and his first career INT vs. Memphis ... Strongest player on the team ... Can bench press 400+ pounds and squat 700+ pounds ... Received the Jeff Hamm Memorial Award as the Rebels' most improved defensive player in the spring ... In 2015, played in every game with three starts

94 NT

ISSAC GROSS
6-1 | 263 | Sr. | Batesville, Miss.

TACKLES	TFL	SACK	QBH
26	1.5	0	2

LAST GAME: Made one tackle against Vanderbilt
NOTES: Starter at nose tackle in 2012 and 2014 ... Among active SEC leaders and ranks 10th in school history with 29.0 career tackles for loss ... Veteran, vocal leader of the Rebel defense

6 DE

FADOL BROWN
6-4 | 268 | Sr. | Charleston, S.C.

TACKLES	TFL	SACK	QBH
35	5.5	2.5	1

LAST GAME: Started at DE and made four tackles, including 2.0 TFLs and 1.0 sack
NOTES: Has only played in seven games this season ... Made a career-high 14 tackles in the win over Georgia Southern ... Dealt with a foot injury through the first half of the season ... Has played in 31 games in his Ole Miss career, making 20 starts and tallying 105 tackles

3 OLB



DEMARQUIS GATES
6-2 | 211 | Jr. | Hampton, Ga.

TACKLES	TFL	SACK	QBH
75	5.5	4.0	3

LAST GAME: Made five tackles before getting ejected in the third quarter due to targeting
NOTES: Leads the team in tackles (75) and ranks second in sacks (4.0) and TFLs (5.5) ... Has played in 36 games since arriving on campus, recording 164 tackles and forcing four fumbles ... Led team with 76 tackles, adding 2.0 TFLs, four pass breakups and two forced fumbles last year

8 MLB

ROMMEL MAGEO
6-2 | 233 | Gr. | Pago Pago, American Samoa

TACKLES	TFL	SACK	QBH
41	1.5	0	2

LAST GAME: Started at Mike linebacker and made a team-high eight tackles
NOTES: Has played in 10 games, making four starts for the Rebels ... Made a career-high 12 tackles against Georgia Southern ... Graduate student transfer after earning his bachelor's degree at Oregon State ... Two-year starter and three-year letterman at OSU, collecting 157 career tackles in Corvallis

12 NICKEL

TONY CONNER
6-0 | 213 | Sr. | Batesville, Miss.

TACKLES	TFL	SACK	PD
36	3.5	0.5	5

LAST GAME: Started at Huskie, making four tackles and recording a pass breakup
NOTES: Tied for the team lead in pass breakups (5) ... Preseason All-SEC ... In his fourth year as a starter at the Huskie position (a strong safety-like hybrid position) ... Has racked up 188 tackles, including 21.5 tackles for loss, in 42 career games

23 CB

CARLOS DAVIS
5-8 | 170 | Sr. | Birmingham, Ala.

TACKLES	TFL	INT	FR
26	0	0	1

LAST GAME: Made one tackle and recovered a fumble ... Returned five kicks for 137 yards, including one for 60 yards, and one punt for 23 yards
NOTES: Has returned kicks and punts this year, in addition to starting five games at CB ... Ranks fifth in the SEC in kickoff return average (23.1) ... Fastest player on the team with a sub-4.40 40-yard dash

15 ROVER

MYLES HARTSFIELD
5-11 | 199 | Fr. | Sayreville, N.J.

TACKLES	TFL	INT	PD
39	2.0	0	1

LAST GAME: Started at Rover, his 11th career start ... Made four tackles
NOTES: Only true freshman to start all 11 games for Ole Miss this season ... 26 of his 39 tackles have been solo ... Enrolled in January and used an impressive spring to ascend to No. 1 on the depth chart at Rover ... Listed as a 4-star recruit by Scout.com ... Ranked the No. 1 prep school safety by 247Sports.com

36 FS

ZEDRICK WOODS
5-11 | 203 | So. | Lake City, Fla.

TACKLES	TFL	INT	PD
58	2.5	3	2

LAST GAME: Started at FS, his 13th career start ... Made two tackles
NOTES: Leads the team in INTs (3) and second in solo tackles (27) ... Has two games with double digits in tackles this year ... Versatile player who can line up at several different positions ... Had two INTs, including a 31-yard pick-six, versus Memphis (Oct. 1) ... Played in every game with two starts at safety as a true freshman

7 CB



JALEN JULIUS
5-10 | 180 | Fr. | Winter Garden, Fla.

TACKLES	TFL	INT	PD
21	1.5	0	2

LAST GAME: Saw action at CB and made one tackle at Vanderbilt
NOTES: Entered the fall No. 2 on the depth chart at CB before starting eight of the last 10 games in the Ole Miss secondary ... Has quick feet and good foot speed ... Redshirted in 2015 ... Rated a four-star recruit by ESPN.com out of high school ... Wants to become an ESPN sportscaster

94 P

WILL GLEESON
6-3 | 189 | Jr. | Melbourne, Australia

PUNTS	AVG	LONG	IN 20
26	43.5	60	10

LAST GAME: Punted four times, averaging 41.5 yards per punt and landing one inside the 20
NOTES: In his third season as the team's starting punter, playing in 11 games as a freshman and all 13 games last season ... Has 20 punts for 50+ yards as well as 45 punts downed inside the 20 throughout his career ... 3.47 GPA

OLE MISS ATHLETICS

Ole Miss Athletics in 2015-16

- 27 All-America selections
- 38 All-Conference selections
- 201 Academic All-Conference selections
- 33 National academic honorees
- 11 Postseason team participants
- 11 Professional draft picks
- The nation's only school to win nine regular-season football games, 20 regular-season men's basketball games and 40 regular-season baseball games
- One of two SEC schools with a winning record in football, men's hoops and baseball (along with LSU)
- Only SEC school with a winning league record in football, men's hoops and baseball
- Highest cumulative grade point average (3.0) for the year in recorded history
- Ole Miss Athletics Foundation received a record $45.6 million in cash contributions, breaking the previous record of $35.2 million in 2014-15
- OMAF membership increased from 11,100 on June 30, 2015 to 17,773 on June 30, 2016
- School-record eight Ole Miss representatives competed at the 2016 Rio Olympics, including women's long jump silver medalist Brittney Reese and men's pole vault bronze medalist Sam Kendricks
- Soccer advanced to the NCAA Sweet 16
- Softball advanced to its first NCAA Tournament
- Men's tennis earned its 23rd consecutive NCAA appearance, while women's tennis made the tourney for the eighth straight year

OLE MISS

The University of Mississippi

No. 1 Most Beautiful Campus (Newsweek, USA Today)
Top 20 Best Buy Colleges (Forbes)
Top 10 Safest Campuses in the Nation (CollegeSafe.com)
Top 10 Accountancy School (Public Accounting Report)
Top 5 Law School for value & job placement (National Jurist)
Carnegie R-1: Doctoral University - Highest Research Activity

Tailgating in The Grove

Nation's No. 1 Tailgating School (Sports Illustrated)
"Top Tailgating Spot" (Tailgater Monthly)
"The Holy Grail of tailgating sites" (The Sporting News)
"The mother and mistress of outdoor ritual mayhem" (New York Times)
"The mecca of tailgating in American sports" (Columbia Missourian)
"In Oxford lies the most magical place on all of God's green, football-playing Earth: the Grove." (SI on Campus)

OXFORD, MISSISSIPPI

No. 2 College Town in America (Livability.com, FanSided)
No. 2 College Football Town (NCAA.com)
Top 6 College Towns in America (USA Today)
Top 10 Coolest College Towns in America (Travel & Leisure)
No. 15 Fastest-Growing Small Town (Forbes)
Top 20 Best Small Towns in America (Smithsonian)
100 Best Small Towns (USA Today)
Top 100 Places to Live (Money Magazine)

OLE MISS HEAD COACH HUGH FREEZE

Hugh Freeze (Southern Miss, 1992) is in his fifth season at the Ole Miss helm. He inherited a team that went 2-10 and winless in SEC games in 2011 and has led the Rebels to four straight bowl games, including back-to-back "New Year's Six" bowl berths the last two seasons. He's the first coach to lead Ole Miss to four straight bowls since John Vaught, and he's the only Rebel coach to accomplish that feat in his first four seasons at the helm. A 2014 finalist for the Bear Bryant Award and Dodd Trophy, Freeze owns a 39-24 mark in Oxford and a career record of 69-31. His .619 winning percentage at Ole Miss is the third-best of any Rebel coach in the last 100 years. He was named the University's 37th head football coach on Dec. 5, 2011, coming to Oxford after one year as head coach at Arkansas State where he led the Red Wolves to a 10-2 season and the 2011 Sun Belt Conference title and was tabbed Sun Belt Coach of the Year. It is his second stint at Ole Miss, as he was a member of the Rebel coaching staff from 2005-07, including the final two seasons as an assistant coach and recruiting coordinator with two of the top classes in school history.

MISSISSIPPI STATE HEAD COACH DAN MULLEN

Dan Mullen (Ursinus College, 1996) is in his eighth year as the Mississippi State head coach. He has guided the Bulldogs to a 59-42 (.584) record and six bowl games in his tenure. After leading State to a 9-4 record and a victory in the Belk Bowl last year, he has guided them to an 4-7 record so far this season. In 2014, the Bulldogs won 10 regular-season games for the first time in school history and finished 10-3 with a loss in the Orange Bowl. Previous coaching stops for Mullen include serving as the quarterbacks coach under Urban Meyer at Bowling Green (2001-02), Utah (2003-04) and Florida (2005-08). He was also the Gators' offensive coordinator and helped lead them to the 2006 national title.

MISSISSIPPI STATE SCOUTING REPORT

Mississippi State enters the Egg Bowl with a 4-7 record, 2-5 in SEC play. The Bulldogs are not eligible for a bowl game for the first time in seven years. Depending on Saturday's outcome, they will either match or set their worst record under Dan Mullen. Sophomore QB Nick Fitzgerald has thrown for 2,178 yards and 18 TDs this season. He's also run for a conference-best 12 TDs. His favorite receiver is Fred Ross, who leads the SEC in receiving TDs (11) and ranks third in the conference with 835 receiving yards. On the other side of the ball, MSU is allowing a SEC-high 34.3 points per game.

2016 IN-SEASON HONORS

DEONTAY ANDERSON | S
- Week 11 Pro Football Focus SEC Team of the Week

DARONTE BOULDIN | OG
- Week 8 Pro Football Focus SEC Team of the Week

CARLOS DAVIS | CB/RS
- Burlsworth Trophy nominee

EVAN ENGRAM | TE
- Mackey Award semifinalist
- Senior CLASS Award finalist
- Pop Warner College Football Award finalist
- Rotary Lombardi Award Top 20
- Midseason All-America first team (Sporting News, SI.com, ESPN.com, CBS Sports)
- Midseason All-SEC first team (ESPN.com, SEC Country)
- Biletnikoff Award watch list
- Week 1 John Mackey Honorable Mention TE of the Week
- Week 3 John Mackey Honorable Mention TE of the Week
- Week 4 John Mackey Honorable Mention TE of the Week
- Week 4 Pro Football Focus SEC Team of the Week
- Week 5 Pro Football Focus SEC Team of the Week
- Week 9 Pro Football Focus SEC Team of the Week
- Week 10 John Mackey National TE of the Week

MARQUIS HAYNES | DE
- Week 5 Pro Football Focus National Team of the Week
- Week 5 Pro Football Focus SEC Team of the Week

D.J. JONES | DT
- Week 1 Pro Football Focus SEC Team of the Week

JAYLON JONES | CB
- Week 11 Pro Football Focus SEC Team of the Week

CHAD KELLY | QB
- Senior CLASS Award finalist
- Davey O'Brien Award semifinalist
- Week 4 Davey O'Brien Great 8
- Week 4 CFPA Hon. Men. National Performer of the Week
- Week 5 Pro Football Focus SEC Team of the Week
- Week 8 Pro Football Focus SEC Team of the Week

NATHAN NOBLE | K
- NFF Campbell Trophy Semifinaliist

JAVON PATTERSON | OG
- Week 2 Pro Football Focus SEC Team of the Week
- Week 8 Pro Football Focus SEC Team of the Week

SHEA PATTERSON | QB
- Week 11 SEC Freshman of the Week
- Week 11 Davey O'Brien Great 8

SEAN RAWLINGS | OT
- Week 5 Pro Football Focus SEC Team of the Week

JORDAN SIMS | OG
- Week 4 SEC O-Lineman of the Week
- Week 7 Pro Football Focus SEC Team of the Week

GARY WUNDERLICH | K/P
- Lou Groza Award semifinalist
- Week 10 Lou Groza Award Stars of the Week
- Week 11 SEC Special Teams Player of the Week
- Week 11 Lou Groza Award Stars of the Week

2016 Mississippi State Schedule		Result/Time (CT)
Sept. 3	SOUTH ALABAMA	L, 20-21
Sept. 10	SOUTH CAROLINA*	W, 27-14
Sept. 17	at #20 LSU*	L, 20-23
Sept. 24	at UMass	W, 47-35
Oct. 8	AUBURN*	L, 14-38
Oct. 14	at BYU	L, 21-28 (2OT)
Oct. 22	at Kentucky*	L, 38-40
Oct. 29	SAMFORD	W, 56-41
Nov. 5	#4 TEXAS A&M*	W, 35-28
Nov. 12	at #1 Alabama*	L, 3-51
Nov. 19	#25 ARKANSAS*	L, 42-58
Nov. 26	at Ole Miss*	2:30 p.m.

* SEC game
HOME GAMES IN CAPS

REBEL-BULLDOG CONNECTIONS

- Ole Miss senior TE **Evan Engram** and MSU senior DB Tolando Cleveland were teammates at Hillgrove HS in Powder Springs, Georgia.
- Ole Miss DBs **A.J. Moore** and **C.J. Moore** were teammates with MSU sophomore DB Jamal Peters at Bassfield HS in Bassfield, Mississippi.
- Ole Miss sophomore OL **Javon Patterson** and MSU sophomore WR Jesse Jackson were teammates at Petal HS in Petal, Mississippi.
- MSU RB coach and special teams coordinator Greg Knox was the Ole Miss wide receivers coach from 1995-98.

STARKVILLE REBEL

Going high school in Starkville, **A.J. Brown** became an Under Armour All-American and one of the highest-rated wide receivers in the country. He made the move to Oxford to continue his football career, and the Ole Miss WR has made an immediate impact in his first season as a Rebel. Brown has appeared in every game, hauling in 26 catches for 371 yards and two TDs.

THE START OF THE GOLDEN EGG

The Golden Egg was first proposed by members of Sigma Iota, an Ole Miss honorary society in 1927. Sigma Iota proposed that a trophy be awarded in a dignified ceremony designed to calm excited fans, after Ole Miss fans stormed the field at Starkville's Scott Field following the Rebels' 7-6 win in the 1926 contest. The 1926 win snapped a 13-game losing streak to then-Mississippi A&M, and was just Ole Miss' fifth win in 23 tries. Following the game, Ole Miss fans made a dash for the goal posts, while Aggie fans took after them with cane bottom chairs and fights broke out. The mayhem continued until most of the chairs were splintered. After Sigma Iota made its proposal, Mississippi A&M approved the suggestion, and Ole Miss, two weeks before the game, officially added its approval. The trophy, to be called "The Golden Egg," would be a regulation-size gold-plated football mounted on a pedestal. Cost approximately $250 would be shared by both schools. On Thanksgiving Day, 1927, the first "Battle of the Golden Egg" was waged before a crowd of 14,000 in Oxford. The Rebels won 20-12 and the symbol of supremacy in the series was born.

ORIGINS OF THE NAME

The term "Egg Bowl" can be traced back to 1978, when Executive Sports Editor of The Clarion-Ledger Tom Patterson decided to spice up the 1978 meeting. A year earlier, The Clarion-Ledger headline on game day had been "Egg Bowl Is Up For Scramble," and the following day it was "Egg Bowl '77: State 18, Ole Miss 14." With the Rebels 4-6 and the Bulldogs 6-4 and apparently out of the bowl picture heading into the 1978 game, Patterson instructed his staff to follow the "Egg Bowl" theme throughout the week. The result was an award-winning special section on Sunday, which recounted in great detail the Rebels' stunning 27-7 victory over the heavily favored Bulldogs. While the game is still officially the "Battle of the Golden Egg," most members of the media now refer to the annual game simply as the "Egg Bowl."

VAUGHT-HEMINGWAY STADIUM EXPANSION AND RENOVATIONS

What was already the site of one of the best gameday atmospheres in college football, Vaught-Hemingway Stadium, has been significantly improved for the 2016 season. When the Rebels hosted Wofford on Sept. 10, they played on a natural grass field for the first time since 2002 and set a state of Mississippi record for college football attendance with 64,232 (surpassed vs. Alabama - 66,176). The capacity of 64,038 is an increase of nearly 5,000 from last year.

The north side of the stadium has been closed in to provide additional student seating and has transformed into an exciting new "front door," which will be complete with a plaza and bell tower this spring. Other enhancements include three new videoboards, a new sound system and superior stadium lights.

As part of the $200 million Forward Together capital campaign, the south end zone was also renovated to add 30 luxury suites and 770 club level seats, and the west suites were all refinished for the 2015 season.

2016 BREAKDOWN

Category	2016
Record	5-6
SEC	2-5
vs. SEC West	1-4
vs. SEC East	1-1
Non-Conference	3-1
Home	4-2
Away	1-3
Neutral	0-1
Day Games	3-1
Night Games (6 p.m. start or later)	2-5
vs. Top 25 teams	2-5
TV games	5-6
on SEC Network	2-2
on ESPN	1-3
on CBS	0-1
on ESPN2	1-0
on ESPNU	1-0
When scoring first	5-5
When opponents score first	0-1
When leading at halftime	4-3
When trailing at halftime	1-1
When tied at halftime	0-2
When leading after third quarter	4-1
When trailing after third quarter	1-5
When tied after third quarter	0-0
In overtime games	0-0
When scoring less than 20 points	0-1
When scoring 20+ points	5-5
When scoring 30+ points	4-3
When allowing less than 20 points	2-0
When allowing 20+ points	3-6
When allowing 30+ points	0-6
When rushing for <100 yards	0-2
When rushing for 100+ yards	5-4
When rushing for 200+ yards	1-0
When passing for 200+ yards	5-6
When passing for 250+ yards	3-5
When passing for 300+ yards	3-3
When totaling <300 yds total offense	0-0
When gaining 300+ yds total offense	5-6
When allowing <100 yds rushing	0-0
When allowing 100+ yds rushing	5-6
When allowing 200+ yds rushing	3-5
When allowing <200 yds passing	3-1
When allowing 200+ yards passing	2-5
When allowing 250+ yards passing	1-2
When allowing 300+ yards passing	1-1
When allowing <300 yds total offense	0-0
When allowing 300+ yds total offense	5-6
When having a 100-yard rusher	3-0
When opp. has a 100-yard rusher	1-5
When having no turnovers	0-0
When having less than 3 turnovers	5-5
When having 3 or more turnovers	0-1
When having no takeaways	0-2
When having <3 takeaways	4-3
When having 3 or more takeaways	1-1
When having more than 30:00 TOP	2-0
When having less than 30:00 TOP	3-6

NFL REBELS

Ole Miss has a big presence in the league again this year. There are currently 21 former Rebels on NFL rosters, including two-time Super Bowl MVP Eli Manning, recent Super Bowl participants Brandon Bolden and Michael Oher, and 2016 first-round draft picks Robert Nkemdiche, Laquon Treadwell and Laremy Tunsil.

BRANDON BOLDEN | RB | New England Patriots
FAHN COOPER | OL | San Francisco 49ers (PS)
CODY CORE | WR | Cincinnati Bengals
TRAE ELSTON | DB | Tampa Bay Buccaneers (PS)
SENQUEZ GOLSON | CB | Pittsburgh Steelers
WOODROW HAMILTON | DT | New England Patriots
JOHN JERRY | OG | New York Giants
KENDRICK LEWIS | S | Baltimore Ravens
ELI MANNING | QB | New York Giants
BOBBY MASSIE | OT | Chicago Bears
DEXTER McCLUSTER | RB | San Diego Chargers
DONTE MONCRIEF | WR | Indianapolis Colts
ROBERT NKEMDICHE | DT | Arizona Cardinals
MICHAEL OHER | OT | Carolina Panthers
JERMEY PARNELL | OT | Jacksonville Jaguars
JAMARCA SANFORD | S | New Orleans Saints
BRADLEY SOWELL | OT | Seattle Seahawks
LAQUON TREADWELL | WR | Minnesota Vikings
LAREMY TUNSIL | OL | Miami Dolphins
MIKE WALLACE | WR | Baltimore Ravens
CHANNING WARD | DE | Tampa Bay Buccaneers

PS = practice squad

PRO BOWL REBELS

Since 2002

2002 Deuce McAllister, RB, New Orleans*
Tim Bowens, DT, Miami Dolphins
2003 Deuce McAllister, RB, New Orleans*
2005 Derrick Burgess, DE, Oakland Raiders
2006 Derrick Burgess, DE, Oakland Raiders
2007 Patrick Willis, LB, San Francisco 49ers*
2008 Eli Manning, QB, New York Giants
Patrick Willis, LB, San Francisco 49ers
2009 Patrick Willis, LB, San Francisco 49ers*
2010 Patrick Willis, LB, San Francisco 49ers*
2011 Eli Manning, QB, New York Giants
Mike Wallace, WR, Pittsburgh Steelers
Patrick Willis, LB, San Francisco 49ers*
2012 Eli Manning, QB, New York Giants
Patrick Willis, LB, San Francisco 49ers*
2013 Greg Hardy, DE, Carolina Panthers*
Dexter McCluster, KR, Kansas City Chiefs*
Patrick Willis, LB, San Francisco 49ers
2015 Eli Manning, QB, New York Giants

**All-Pro selection*

"EGG BOWL" FACTS

- This is the first time since 2006 that both Ole Miss and Mississippi State are not already bowl eligible heading into the Egg Bowl.
- This is the first time since 2013 that the game features a pair of unranked teams ... Both teams were ranked in 2014 and 2015 (both Ole Miss victories).
- Ole Miss is seeking its first three-game win streak in the rivalry since 2002-04.
- Since the Golden Egg trophy was first awarded in 1927, Ole Miss owns a 58-26-5 lead in the series.
- Ole Miss has an 24-10-2 record in Egg Bowls played in Oxford, winning seven of the last eight played at Vaught-Hemingway Stadium.
- Since 2004, the home team has won every game but two (Mississippi State won 31-23 in Oxford in 2010, Ole Miss won 38-27 last season in Starkville).
- From 1998 through 2003, the game was played on Thanksgiving night and was televised nationally by ESPN ... The two teams split those six meetings on Thanksgiving, with the Rebels winning the last two, 24-12 in 2002 in Oxford and 31-0 in 2003 in Starkville ... The game was also played on Thanksgiving in 2013, a 17-10 overtime win by MSU ... The rivalry will return to a Thanksgiving matchup beginning next year in Starkville.
- Neither team has won more than three in a row in the series since Ole Miss reeled off four straight from 1983-86.
- Including a pair of forfeit victories, Ole Miss posted a 38-7-2 record versus MSU from 1944-1990.
- The Rebels own the four longest separate winning streaks in the series (9, 6, 6 and 5 games).
- From 1947 through 1963, the Rebels posted a 15-0-2 mark against MSU ... That means a child born in December 1946 was a senior in high school before they saw Ole Miss lose to the Bulldogs.
- The first "Battle for the Golden Egg" in 1927 marked the beginning of nine straight wins for the Rebels over MSU.

SENIOR SALUTE

With a win on Saturday, this year's senior class will have guided the Rebels to four straight bowl games, including back-to-back New Year's Six games after the 2014 and 2015 seasons. Their four-year win total of 29 (and counting) is the second-best of any Ole Miss class since 2003. This group boasts back-to-back wins over Alabama for the first time in school history, as well as wins at Alabama and Auburn in the same season for the first time in program history. They were part of the No. 1 scoring defense in the country in 2014 and set school records for scoring and total offense, among other records, a year ago. Members of this year's senior class participating in senior ceremonies before their final home game include: WR **Quincy Adeboyejo**, DB **Tony Bridges**, DE **Fadol Brown**, OL **Talbot Buys**, DB **Tony Conner,** OL **Robert Conyers**, TE **Evan Engram**, DB **Carlos Davis**, QB **Drew Davis**, LB **Luke Davis**, C **Jacob Feeley**, LS **Will Few**, DT **Issac Gross**, RB **Martin Johnson**, DT **D.J. Jones**, DB **Derrick Jones**, RB **Akeem Judd**, QB **Chad Kelly**, OL **Jeremy Liggins**, LB **Rommel Mageo**, DB **Kailo Moore**, K **Nathan Noble**, LB **Temario Strong**, TE **Hunter Thurley**, P **Grant Warren**, DE **John Youngblood** and TE **Taz Zettergren**.

SEC LEGEND KRIS MANGUM TO BE HONORED DURING EGG BOWL

This year's Ole Miss member of the SEC Legends class is TE Kris Mangum. A native of Magee, Mississippi, Mangum earned first team All-America honors in 1996 when he served as team captain for the Rebels. A two-time All-SEC selection, Mangum caught 74 passes for 729 yards and four touchdowns during his three seasons with the Rebels, averaging 9.9 yards per reception. He enjoyed a 10-year career in the NFL with the Carolina Panthers, retiring after the 2006 season as the fifth-leading receiver in franchise history with 151 catches for 1,424 yards and nine TDs and third in team history in games played with 126. He was inducted into the Ole Miss Athletics Hall of Fame in 2008.

DEGREES IN HAND

Earning a degree from the University of Mississippi is one of the top priorities for Ole Miss student-athletes. Seven current Rebels have already accomplished that goal with eligibility remaining this fall.

- Fadol Brown, DE - General Studies
- Talbot Buys, OT - Banking & Finance
- Robert Conyers, OL - Risk Management
- Will Few, LS - Business Management
- Nathan Noble, K - Managerial Finance
- John Youngblood, DE - Marketing & Corporate Relations
- Taz Zettergren, TE - Insurance & Risk Management

Robert Conyers at graduation, May 2016

RUGGED 2016 SCHEDULE

- The combined record of the Rebels' 11 opponents thus far is 79-41.
- The Rebels played seven nationally ranked opponents in their first 10 games.
- This week will be the second conference game on the season in which the Rebels' opponent is not ranked.
- Teams on the Rebels' schedule that are currently ranked include No. 1 Alabama, No. 14 Florida State, No. 16 Auburn, No. 22 Texas A&M and No. 25 LSU.
- Ole Miss plays 10 teams that made bowl appearances last year, tied for second-most in the nation with BYU, Colorado and Ohio State ... Only USC (11) will play more.
- Ole Miss is the only school in the country that faced three top-15 teams in the first four weeks.

REBELS HIT HARD BY INJURIES

The following key contributors are out for the season with injuries:

- CB **Ken Webster** (knee) after first defensive series of the season opener vs. Florida State
- RB **Eric Swinney** (knee) after first carry of the season opener vs. Florida State
- WR **D.K. Metcalf** (foot) after game two vs. Wofford
- DE **John Youngblood** (ankle) after game nine vs. Georgia Southern
- QB **Chad Kelly** (knee) after game nine vs. Georgia Southern

These additional key contributors have missed significant time with injuries:

- OT **Rod Taylor** missed three games (Auburn, Georgia Southern, Texas A&M) and was limited vs. Vanderbilt
- C **Robert Conyers** missed two games (Georgia Southern, Vanderbilt) and was limited vs. Texas A&M
- OT/C **Sean Rawlings** missed one game (Georgia Southern) and was limited vs. Texas A&M and Vanderbilt
- DE **Fadol Brown** missed four straight games (Alabama, Georgia, Memphis, Arkansas)
- CB **Tony Bridges** missed the Vanderbilt game

FIRST-HALF DOMINANCE

Ole Miss has been one of the most dominant first-half teams in the country this season. The Rebels have outscored opponents 100-65 in the first quarter and 241-157 in the first half of games. However, Ole Miss has been outscored 196-130 in the second half of games. Here are the Rebels' largest first-half leads in each game this season:

Opponent	Largest 1st Half Lead	Final Score
vs. #4 Florida State	22 points (28-6)	L, 34-45
Wofford	21 points (24-3)	W, 38-13
#1 Alabama	21 points (24-3)	L, 43-48
#11 Georgia	31 points (31-0)	W, 45-14
Memphis	17 points (24-7)	W, 48-28
at #22 Arkansas	None	L, 30-34
at #23 LSU	10 points (10-0)	L, 21-38
#15 Auburn	6 points (6-0, 13-7, 16-10)	L, 29-40
Georgia Southern	10 points (31-21)	W, 37-27
at #8 Texas A&M	3 points (3-0)	W, 29-28
at Vanderbilt	10 points (10-0)	L, 17-38

REBELS FOR HAITI

For the past three spring breaks (2014, 2015, 2016), several members of the Ole Miss football family have made trips to Camp Marie, Haiti, to work on a project to bring water to the village of more than 8,000 people. 410bridge has committed to build a water filtration system which will bring fresh water to this village. While in Haiti, the Rebel players, coaches and managers have worked hard to help build a system for clean water and have also spent their days building relationships, teaching life skills and sports skills, leadership training and sharing good news with the local Haitians.

Among the players who have traveled to Haiti over the last two years are **Ontario Berry, Serderius Bryant, Ryan Buchanan, Talbot Buys, Will Few, Josh Johnson, Chad Kelly, LaKedrick King, Jeremy Liggins, Armani Linton, Andy Pappanastos, Tayler Polk, Sean Rawlings, Christian Russell, Deterrian Shackelford, Tee Shepard, Gary Wunderlich** and **John Youngblood**.

Coaches who have made the trip include head coach **Hugh Freeze**, former assistant **Tom Allen** and current assistants **Corey Batoon** and **Maurice Harris**.

REBELS IN SEC & NCAA STATS

Category	Stat (Avg)	SEC	NCAA
Scoring Offense	33.7	5	42
Total Offense	458.5	5	34
Pass Offense	314.5	1	12
Pass Efficiency	140.5	5	42
Completion %	60.2	5	45
Defensive TDs	3	t3	t11
TFLs/game	6.1	8	57
Kickoff Return Avg.	23.1	5	27
Field Goal %	95.2	1	4
3rd Down %	40.9	6	60
First Downs	24.3	2	t20
Red Zone Offense	86.5	3	44
Fumbles Lost	5	t2	t23
Fewest Penalties Avg.	5.09	3	24
Fewest Pen. Yds	45.5	5	27
TFLs Allowed	4.46	2	9
Kelly, total off.	343.3	1	6
Kelly, pass avg.	306.4	1	10
Kelly, pass eff.	147.4	3	29
Kelly, completion %	62.5	3	28
Kelly, passing TDs	19	4	37
Kelly, pts resp. for avg	16.7	3	20
Kelly, yards per att.	8.4	2	20
Kelly, yards per comp.	13.5	5	28
Engram, receptions	5.9	3	30
Jefferson, receptions	4.0	10	126
Engram, rec. yards	84.2	1	27
Stringfellow, rec. yards	56.3	10	117
Stringfellow, ypc	15.5	10	99
Engram, rec. TDs	8	t4	t34
Wunderlich, scoring	9.0	2	21
Wunderlich, FGs	1.82	2	t6
Wunderlich, FG %	95.2	1	2
Gleeson, punting	43.5	6	–
C. Davis, kick return	23.1	6	45
Gates, tackles	7.5	7	110
Haynes, sacks	0.55	t11	t76
Haynes, FF	3	t2	t15
Woods, INTs	3	t5	t49

SEC PREDICTIONS

The collection of media at the 2016 SEC Media Days voted on how they thought the 2016 season would play out. Here are the results:

SEC East

1. Tennessee (225)
2. Florida (57)
3. Georgia (45)
4. Kentucky
5. Vanderbilt (2)
6. Missouri
7. South Carolina (2)

SEC West

1. Alabama (246)
2. LSU (76)
3. **Ole Miss (5)**
4. Texas A&M (3)
5. Arkansas (1)
6. Auburn
7. Mississippi State

SEC Champion

Alabama, 223; LSU, 59; Tennessee, 29; Georgia, 7; Florida, 5; **Ole Miss, 4**; Arkansas, 1; Texas A&M, 1; South Carolina, 1; Vanderbilt, 1

BY THE NUMBERS

167.5 million - Dollars Raised by Forward Together Campaign
7.3 million - LEDs in Videoboards on Ole Miss Gamedays
66,176 - Attendance vs. Alabama (State of MS Record)
57,200 - Season Tickets Sold in 2016 (School Record)
24,250 – 2016-17 Ole Miss Enrollment (Highest in History)
12,000 - Square Feet in the Manning Center Weight Room
9,415 - Square Feet of LED Displays in Vaught-Hemingway
4,691 - Increase in Stadium Capacity from 2015 to 2016
660 - All-Time Victories
402 - Total Yards by Shea Patterson in College Debut
286 - Pro Draft Picks
285 - Weeks Ranked in the AP Poll
264 - Television Appearances
209 - Shutouts in Ole Miss History
97 - Players Graduated under Hugh Freeze
57 - First Team All-Americans
37 - Bowl Appearances (T-18th All-Time)
24 - Academic All-Americans
24 - Bowl Wins (T-9th All-Time)
22 - NFL First-Round Draft Picks
14 - Overtime Games
11 - College Football Hall of Fame Inductees
9 - Sugar Bowl Appearances (3rd-Most All-Time)
6 - Heisman Trophy Finalists
6 - SEC Championships
4 - Rhodes Scholars
3 - National Championships
1 - Highest Ranking in AP Poll

QUICK FACTS

School: Ole Miss (University of Mississippi)
Nickname: Rebels
Location: Oxford, Mississippi
Founded: November 6, 1848
Enrollment: 24,250
Colors: Cardinal Red (PMS 186) and Navy Blue (PMS 2767)
Mascot: Rebel
Conference: Southeastern (Western Division)
Stadium: Vaught-Hemingway Stadium/Hollingsworth Field
Capacity/Playing Surface: 64,038/Natural Grass
Chancellor: Dr. Jeffrey S. Vitter
Athletics Director: Ross Bjork
Game Operations Director: Joe Swingle
Athletics Department Phone: (662) 915-7241
University Website: www.OleMiss.edu
Athletics Website: www.OleMissSports.com
Gameday/Ticketing Website: www.OleMissFB.com

THE REBEL RECORD

First Year of Football: 1893
Number of Years Playing Football: 122
All-Time Overall Record: 660-509-35
All-Time Bowl Record: 24-13
All-Time Overtime Record: 6-8
Longest Undefeated Streak: 21 games, 1959-61
Consecutive Victories: 13 games, 1955-56
Consecutive Bowl Victories: 6, 2002-04-09-10-13-13
Consecutive Bowl Games: 15 seasons - 1957-71

OPPORTUNISTIC DEFENSE

Ole Miss has scored three defensive touchdowns, including a 44-yard fumble return by DE **John Youngblood** against No. 1 Alabama, a 52-yard interception return by CB **Derrick Jones** vs. No. 12 Georgia and a 31-yard interception return by S **Zedrick Woods** vs. Memphis. The Rebels are tied for 11th nationally with three defensive TDs this season. Here is how Ole Miss stacks up against other FBS teams in defensive scores since 2014:

Team	Defensive TDs since 2014	Defensive TDs in 2016
Arkansas State	16	4
Ohio State	16	6
Alabama	14	9
Houston	12	5
Utah	12	3
Washington	12	1
Ole Miss	**11**	**3**
Memphis	11	3

TOP-FLIGHT TIGHT END

Senior **Evan Engram** is one of the top tight ends in the country, and has proven so over the last four years. The Powder Springs, Georgia, native currently leads all the nation's tight ends with 5.9 catches per game and 82.4 receiving yards per outing this year. He is tied for second with seven TD catches. For more stats and notables, see page 3 of the game notes. Here's how Engram stacks up against the nation's other top active tight ends over their career:

Tight End	School	Class	Games	Receptions	Yards	TDs
Jonnu Smith	FIU	SR	41	175	1936	17
Evan Engram	**Ole Miss**	**SR**	**45**	**162**	**2320**	**15**
Jake Butt	Michigan	SR	46	130	1560	11
Bucky Hodges	Va Tech	JR	37	123	1585	19
Cam Serigne	Wake	JR	34	121	1402	10
Jaylen Samuels	NC State	JR	37	119	1141	13
Billy Freeman	SJSU	SR	42	108	1384	10

GARY "WUNDER-KICK"

Junior K/P **Gary Wunderlich** has been nearly perfect on field goals this year and is one of 20 semifinalists for the Lou Groza Award, which goes to the nation's top placekicker. The Memphis, Tennessee, native has converted 20 of 21 field goals for a FG percentage of 95.2 that leads the SEC and ranks second in the nation. His 1.82 FGs made are second among SEC kickers and tied for sixth nationally, while he is second in the SEC and 21st nationally with 9.0 points scored per outing. His only miss this year is from 55 yards. He's 1-for-1 under 20 yards, 10-for-10 from 20-29, 6-for-6 from 30-39 and 3-for-3 from 40-49. He nailed a game-winning 39-yarder with 37 seconds left for the Rebels' 29-28 win at No. 8 Texas A&M, garnering him SEC Special Teams Player of the Week status.

WHAT A DEBUT

True freshman QB **Shea Patterson** made his college debut at No. 8 Texas A&M, leading the Rebels to a 29-28 come-from-behind victory and setting records in the process.

- His 338 passing yards and 402 total yards are both the most by any freshman in school history.
- For his performance, he was tabbed SEC Freshman of the Week.
- He is the sixth true freshman to ever start a game at QB for Ole Miss.
- Below is a comparison of the starting debuts for Ole Miss true freshman QBs and SEC true freshman QBs in 2016:

Name	Opponent (Result)	Date	Comp/Att	Yards	TD	INT	Rush Yards	TD
Shea Patterson	at #8 TAMU (W, 29-28)	11-12-16	25/42	338	2	1	64	0
David Morris	at #24 MissSt (L, 6-28)	11-26-98	8/24	75	0	3	-10	0
Chris Osgood	at #18 Tenn (L, 14-34)	11-16-85	4/20	49	0	2	-22	0
Mark Young	at ND (L, 14-37)	11-9-85	2-6	-5	0	1	11	0
John Fourcade	at MissSt (W, 27-7)	11-25-78	6/13	108	1	0	58	0
Tim Ellis	vs. MissSt (L, 13-31)	11-23-74	14/24	208	2	2	23	0
UA Jalen Hurts	vs. #20 USC (W, 52-6)	9-3-16	6/11	118	2	1	32	2
UGA Jacob Eason	vs. Nicholls (W, 26-24)	9-10-16	11/20	204	1	1	-2	0
SC Jake Bentley	vs. UMass (W, 34-28)	10-22-16	17/26	201	2	0	-7	0

A MEMORABLE COMEBACK

Trailing 21-6 entering the fourth quarter of a road game in front of 104,892 people at Kyle Field, the odds were stacked against the Rebels. However, with multiple stops by the Landshark defense and behind the arm of true freshman QB **Shea Patterson** in his college debut, Ole Miss scored 23 points in the final 15 minutes of play to upset No. 8 Texas A&M 29-28. The memorable win was the largest fourth-quarter comeback by Ole Miss since the Rebels overcame a 22-point deficit against SMU, Sept. 26, 1998. Also a road game in the state of Texas, Ole Miss trailed 41-19 before racking up 29 unanswered points. **Grant Heard**, now the Ole Miss wide receivers coach, caught a 44-yard pass from Romaro Miller with 31 seconds left in regulation to force overtime. Then, a 4-yard run by Deuce McAllister in OT capped the rally as the Rebels won by a 48-41 final tally.

CHAD KELLY ... WHAT A CAREER

After a record-setting 22 games behind center as the Ole Miss quarterback, senior **Chad Kelly's** career has come to an unfortunate end after he was diagnosed with a torn ACL and torn lateral meniscus in his right knee following the Georgia Southern game. Here are some of the top notables of Kelly's Rebel tenure:

- Threw a TD pass in all 22 games (school record), which is currently tied for the third-longest active streak in the nation (Clemson's Deshaun Watson 26, Texas Tech's Patrick Mahomes 24, Oklahoma's Baker Mayfield 22)
- Finished his career with 25 Ole Miss records and an additional two school bowl game records:
  SINGLE GAME: Passing yards (465 vs. Auburn, 2016), pass attempts (59 vs. Auburn, 2016), total plays (70 vs. Auburn, 2016)
  SINGLE SEASON: Passing yards (4042, 2015), passing ypg (310.9, 2015), passing TDs (31, 2015), pass efficiency (155.8, 2015), completions (298, 2015), completion percentage (65.1, 2015), yards per pass (8.8, 2015), 250-yard passing games (10, 2015), 300-yard passing games (8, 2015), consecutive games with 300 passing yards (3, 2015), total yards (4542, 2015), total ypg (349.4, 2015), total yards per play (8.04, 2015), touchdowns responsible for (41, 2015)
  CAREER: Consecutive games with a TD pass (22), 300-yard passing games (12), passing ypg (309.1), pass efficiency (152.3), completion percentage (64.0), yards per pass (8.65), total ypg (346.9), total yards per play (7.84)
  BOWL GAME: Total offense (375, 2016 Sugar Bowl), TD passes (4, 2016 Sugar Bowl)
- Also ranks top 10 in Ole Miss history in career passing yards (3rd, 6800), passing TDs (3rd, 50), total yards (3rd, 7632), TDs responsible for (3rd, 65), pass attempts (7th, 786) and completions (4th, 503)
- Against Auburn, broke single-game school records with 465 passing yards and 59 pass attempts ... His 505 total yards (465 passing, 40 rushing) are second-most in a game in school history.
- Threw for 3+ TDs in eight of his 22 appearances as a Rebel ... Against Alabama, he threw 3 TDs with 0 INTs for the second time this year and fifth time in his career.
- In his first year as a Rebel, Kelly led Ole Miss to a 10-3 record and its first trip to the Sugar Bowl since 1970.
- First Ole Miss QB to guide the team to wins over Alabama, Auburn and LSU in the same season and the first to lead the Rebels to five wins over ranked opponents in a single season
- Led the SEC in passing (310.9 ypg, 10th in nation), total offense (349.4 ypg, 7th in nation), passing TDs (31, 9th in nation) and points responsible for (246, 7th in nation) a season ago
- Last year, broke or tied 14 Ole Miss single-season records, including total yards (4,542), passing yards (4,042), passing TDs (31), TDs responsible for (41), completions (298), completion percentage (65.1), passing efficiency (155.9) and 300-yard passing games (8)
- His 4,542 total yards and 4,042 passing yards in 2015 were both third-most in a season in SEC history.
- Off the field, he has gone on back-to-back mission trips to Haiti with teammates during the 2015 and 2016 spring breaks and has performed speaking engagements with Ole Miss FCA ... 3.01 GPA as a general studies major.

TOP-25 WINS BY AN OLE MISS QB

Chad Kelly moved quickly up the list of all-time wins over top-25 opponents by an Ole Miss quarterback:

Quarterback	Top-25 Wins (Opp/Year)
1. Archie Manning (1968-70)	8 (Bama/68, LSU/68, UGA/69, LSU/69, Tenn/69, Ark/69, Bama/70, Houston/70)
2. Chad Kelly (2015-16)	**6 (Bama/15, TAMU/15, LSU/15, MSU/15, OKST/15, UGA/16)**
3. Bo Wallace (2012-14)	5 (MSU/12, LSU/13, Bama/14, TAMU/14, MSU/14)
Jevan Snead (2008-09)	5 (UF/08, LSU/08, TT/08, LSU/09, OKST/09)

ODDS AND ENDS

- After facing six ranked foes in the first six league games, Mississippi State is the Rebels' second straight unranked SEC opponent.
- The Rebels have only trailed at halftime twice this year (have led seven times, been tied twice).
- Ole Miss has scored first in 10 of 11 games this year.

FREEZE ERA BREAKDOWN (2012-16)

Category	2012-16
Record	39-24
SEC	19-20
vs. SEC West	14-15
vs. SEC East	5-5
Non-Conference	20-4
Home	24-9
Away	10-13
Neutral	4-2
Bowl Games	3-1
Day Games	20-8
Night Games (6 p.m. start or later)	19-16
On Saturdays	35-21
On Mondays	1-1
On Wednesdays	0-1
On Thursdays	2-1
On Fridays	2-0
vs. Top 25 teams	12-17
TV games	37-24
on CBS	3-5
on ABC	0-1
on ESPN	12-13
on ESPN2	4-0
on ESPNU	4-3
on SEC Network	5-2
on SEC Network Alternate	1-0
on FSN	3-0
on Longhorn Network	1-0
on SECTV	3-0
on CSS	1-0
When scoring first	34-10
When opponents score first	5-14
When leading at halftime	31-7
When trailing at halftime	5-12
When tied at halftime	3-5
When leading after third quarter	36-6
When trailing after third quarter	3-17
When tied after third quarter	0-1
In overtime games	0-2
When scoring less than 20 points	0-10
When scoring 20+ points	39-14
When scoring 30+ points	30-9
When allowing less than 20 points	22-2
When allowing 20+ points	17-22
When allowing 30+ points	2-19
When rushing for <100 yards	4-10
When rushing for 100+ yards	34-14
When rushing for 200+ yards	22-1
When passing for 200+ yards	35-19
When passing for 250+ yards	27-16
When passing for 300+ yards	18-11
When totaling <300 yds total offense	0-4
When gaining 300+ yds total offense	39-20
When allowing <100 yds rushing	14-3
When allowing 100+ yds rushing	25-21
When allowing 200+ yds rushing	4-13
When allowing <200 yds passing	21-7
When allowing 200+ yards passing	18-16
When allowing 250+ yards passing	15-11
When allowing 300+ yards passing	8-6
When allowing <300 yds total offense	13-1
When allowing 300+ yds total offense	26-23
When having a 100-yard rusher	14-2
When opp. has a 100-yard rusher	5-14
When having no turnovers	7-2
When having less than 3 turnovers	29-16
When having 3 or more turnovers	9-8
When having no takeaways	2-5
When having <3 takeaways	26-16
When having 3 or more takeaways	11-5
When having more than 30:00 TOP	15-3
When having less than 30:00 TOP	24-21

OLE MISS ACTIVE CAREER LEADERS

MOST GAMES PLAYED
50 Quincy Adeboyejo, Issac Gross
49 Temario Strong
47 John Youngblood
46 Kailo Moore
45 Evan Engram
43 Derrick Jones
42 Tony Conner

CONSECUTIVE GAMES PLAYED
50 Quincy Adeboyejo
38 Evan Engram
37 Marquis Haynes, A.J. Moore, Markell Pack

MOST STARTS
42 Evan Engram
41 Tony Conner
27 Marquis Haynes
26 Quincy Adeboyejo
22 Chad Kelly

CONSECUTIVE STARTS
16 Marquis Haynes
12 Evan Engram, D.J. Jones

PASSING YARDS

Chad Kelly	6,800	503 of 786
Shea Patterson	560	45 of 84
Jason Pellerin	104	11 of 22

RUSHING YARDS

Akeem Judd	1,140	222 attempts
Chad Kelly	832	188 attempts
Jordan Wilkins	740	124 attempts
Eugene Brazley	607	107 attempts

RECEIVING YARDS

Evan Engram	2,320	162 catches
Quincy Adeboyejo	1,414	103 catches
D. Stringfellow	1,122	76 catches
Markell Pack	683	54 catches
Van Jefferson	496	44 catches

TOUCHDOWNS

Chad Kelly	15	15 rushing
Evan Engram	15	15 receiving
Quincy Adeboyejo	11	11 receiving
A. Judd	10	9 rushing, 1 receiving
D. Stringfellow	9	9 receiving

- Six true freshmen have started a game this year, which is tied for third-most of any school in the country.
- With a start in the Egg Bowl, **Shea Patterson** would become the first true freshman QB in Ole Miss history to start three games.
- Two freshmen have started every game this year - WR **Van Jefferson** and DB **Myles Hartsfield** ... Hartsfield is the first true freshman to start every game in a season since Donte Moncrief in 2011.
- Ole Miss has lost only five fumbles this season, tied for second-fewest among SEC teams and tied for 23rd-fewest nationally.
- Ole Miss commits 5.09 penalties per game, third-fewest among SEC teams and 24th nationally.
- Opponents average 6.9 penalties against the Rebels, which ranks first among SEC teams and 24th nationally.
- Ole Miss increased its win total by one game each year in Freeze's first four years - 7 in 2012, 8 in 2013, 9 in 2014, 10 in 2015.
- Ole Miss is 31-7 under Freeze when leading at the half.
- Ole Miss is 34-4 under Freeze when it rushes for 150 or more yards, 5-20 when it rushes for less than 150 yards.
- Ole Miss is 37-5 under Freeze when giving up less than 30 points, 2-19 when opponents score 30 or more.

OFFENSIVE NOTES

- After topping the SEC in scoring, total offense and passing a year ago, Ole Miss is currently fifth in the league in scoring (33.7 ppg), fifth in total offense (458.5 ypg) and first in passing (314.5 ypg).
- The Rebels' aerial attack has been diverse and dangerous, as 13 different receivers have caught a pass and nine different players have caught a TD.
- The Ole Miss offense doesn't have many negative plays ... The Rebels rank second in the SEC and ninth nationally giving up just 4.46 tackles for loss per outing ... Senior RB **Akeem Judd** has not lost yardage on any of his 145 rushing attempts this season.
- **Evan Engram** is having a monster senior season, leading all TEs in the nation with 84.2 receiving yards per outing, while ranking second with 5.9 catches/game and eight TD catches ... He leads all SEC players with 84.2 receiving ypg (27th in nation) and ranks third with 5.9 catches per game (30th in nation) ... His eight TD catches are tied for fourth

2016 GAME CAPTAINS

FSU:	E. Engram (TE), I. Gross (DT), J. Youngblood (DE)
WOF:	E. Engram (TE), I. Gross (DT), J. Youngblood (DE)
ALA:	E. Engram (TE), I. Gross (DT), J. Youngblood (DE)
UGA:	E. Engram (TE), I. Gross (DT), J. Youngblood (DE)
MEM:	E. Engram (TE), I. Gross (DT), J. Youngblood (DE)
ARK:	E. Engram (TE), I. Gross (DT), J. Youngblood (DE)
LSU:	E. Engram (TE), I. Gross (DT), J. Youngblood (DE)
AUB:	E. Engram (TE), I. Gross (DT), J. Youngblood (DE)
GSU:	E. Engram (TE), I. Gross (DT), J. Youngblood (DE)
TAMU:	F. Brown (DE), Conyers (OL), Engram (TE), Gross (DT)
VU:	F. Brown (DE), Conyers (OL), Engram (TE), Gross (DT)
MSU:	

2016 COIN TOSSES

	Coin Toss	Game Result
FSU:	Lost	L, 34-45
WOF:	Lost	W, 38-13
ALA:	Lost	L, 43-48
UGA:	Won	W, 45-14
MEM:	Lost	W, 48-28
ARK:	Won	L, 30-34
LSU:	Lost	L, 21-38
AUB:	Lost	L, 29-40
GSU:	Won	W, 37-27
TAMU:	Lost	W, 29-28
VU:	Won	L, 17-38
MSU:		

CAREER STARTS BY POSITION

OFFENSE

QB
Kelly (22)
S. Patterson (2)

RB
Judd (11)
Wilkins (2)

TE
Engram (42)
Liggins (7)
Thurley (2)

WR
Adeboyejo (26)
Stringfellow (16)
Jefferson (11)
A.J. Brown (1)
D. Jones (1)
Lodge (1)

LT
R. Taylor (7)
Little (4)

LG
J. Patterson (12)
Bouldin (2)
Sims (1)

C
Conyers (13)
J. Patterson (3)
Rawlings (1)

RG
Sims (13)
R. Taylor (4)
J. Patterson (2)
Bouldin (2)

RT
Rawlings (14)
Givens (4)
Conyers (2)

DEFENSE

DE
Haynes (27)
F. Brown (20)
Youngblood (11)

DT/NT
Gross (18)
D.J. Jones (14)
Speaks (9)
B. Jones (3)

MLB
Mageo (4)
Caldwell (3)
Gates (3)
Bing-Dukes (3)
Hibbler (1)

OLB
Gates (9)
Caldwell (3)
Polk (2)
R. Smith (1)

FS
Woods (11)
Hampton (4)

ROVER
Hartsfield (11)
Woods (1)

DB
Conner (41)
A.J. Moore (2)
Woods (1)

CB
Webster (15)
Bridges (16)
Julius (8)
D. Jones (6)
C. Davis (5)
J. Jones (1)

among all SEC players (T-34th in nation).
- With 65 catches and 926 receiving yards, Engram has broken the single-season school records for a tight end in both categories ... He previously held the yards record (662 in 2014), while he broke Barney Poole's long-standing catches record (52 in 1947).
- Sophomore **Javon Patterson** is the Rebels' only offensive lineman who has started every game this season.
- **Akeem Judd** has topped 100 rushing yards in two of his last three games ... His 139 rushing yards vs. Georgia Southern were the most by a Rebel since Jordan Wilkins had 171 against Presbyterian in 2014.
- Judd has scored a TD in five of the last six outings (four rushing, one receiving).
- Against Auburn, the Rebels set a school record with 465 passing yards ... Their 570 total yards were most against an SEC foe this year.
- The Rebels' running game came alive against Memphis, as senior **Akeem Judd** and junior **Eugene Brazley** posted rushing totals of 108 and 124 yards, respectively ... It was the first time two Rebels went over 100 rushing yards since the 2014 Presbyterian game.

DEFENSIVE NOTES

- The Rebels are tied for 11th nationally with three defensive touchdowns.
- Junior DE **Marquis Haynes** has wreaked havoc on opposing offensive lines again this year, leading the team with 10.0 TFLs, 6.0 sacks and three forced fumbles ... He's third at Ole Miss in career sacks (23.5) and fourth in career TFLs (35.5).
- Haynes is tied for second in the SEC with three forced fumbles, which is tied for 15th-most by any player in the nation.
- Of the Rebels' 15 turnovers this year, Haynes has been involved in seven of them (3 FF, 1 FR, 1 INT, 2 QBH).
- Among the Rebels' eight interceptions this year are two by linemen - DE **Marquis Haynes** and DT **D.J. Jones**.
- Sophomore DB **Zedrick Woods** is tied for fifth among SEC players and 49th nationally with a team-leading three interceptions.
- Junior LB **DeMarquis Gates** leads the team with 75 tackles and ranks seventh in the SEC with 7.5 tackles per game.
- Of the 13 defensive backs listed on the current depth chart, five are freshmen, including both players at Rover - No. 1 **Myles Hartsfield** and No. 2 **Deontay Anderson**.
- Against Memphis, sophomore DB **Zedrick Woods** had his first multi-interception game, including a 31-yard pick-six.

LANDSHARK

At Ole Miss, "Landshark" is a term adopted by the Rebel football team's defensive unit. As part of that identity, defensive players will celebrate big plays by putting a hand to their forehead in the shape of a shark fin. A battle cry of "fins up" also contributes to the players' persona.

With the popularity of both the players and the "Landshark" celebration, Ole Miss student-athletes from other sports have even performed the hand gesture as a tribute to their fellow Rebels on the football team.

Roots of the "Landshark" at Ole Miss date back to 2008. After four straight losing seasons, the Rebel football team returned to national prominence with a 9-4 record and a victory over 7th-ranked Texas Tech in the Cotton Bowl. Leading the charge was a defensive squad that ranked fourth in the nation in rushing defense and included All-Americans Peria Jerry and Greg Hardy and eventual All-SEC standout Jerrell Powe.

The term "Landshark" originated that season from senior linebacker Tony Fein, an Army veteran who served a one-year tour in the Iraq War before arriving in Oxford. A two-year letterman after transferring from Scottsdale (Ariz.) Community College, Fein was the 2008 recipient of the Pat Tillman Award by the Military Order of the Purple Heart. Fein passed away in October 2009, but his legacy at Ole Miss continues through the "Landshark."

SPECIAL TEAMS NOTES

- Junior K/P **Gary Wunderlich**, a Lou Groza Award semifinalist, leads the SEC and is second nationally in FG percentage (95.2) ... He's second in the SEC and sixth nationally in field goals made (1.82/game) and second in the league and 21st in the country in scoring (9.0 ppg) ... He has made 20 of 21 field goals this year, his only miss coming from 55 yards.
- Junior **Will Gleeson** ranks sixth among SEC punters with a 43.5-yard average.
- Senior **Carlos Davis** is sixth in the SEC with 23.1 yards per kick return.

TRUE FRESHMEN SEE ACTION RIGHT AWAY

Several members of the Rebels' highly regarded 2016 signing class have seen action this season: QB **Shea Patterson** (45 of 84, 560 pass yards, 4 TDs, 96 rush yards, 2 starts), WR **A.J. Brown** (26 catches, 371 yards, 2 TDs, 1 start), WR **D.K. Metcalf** (2 catches, 13 yards, 2 TDs), RB **D'Vaughn Pennamon** (20 rushes, 63 yards, 1 TD), OL **Greg Little** (played in every game with 4 starts at left tackle), Rover **Myles Hartsfield** (39 tackles, 2.0 TFLs, 11 starts), S **Deontay Anderson** (29 tackles, 1.5 TFLs, 1 INT), DT **Benito Jones** (38 tackles, 4.5 TFLs, 0.5 sack, 3 QBH, 3 starts), CB **Jaylon Jones** (26 tackles, 5 PBU, 1 FF, 1 FR, 1 start), S/RB **Jarrion Street** (3 tackles), TE **Octavious Cooley**.

OLE MISS PLAYERS CARRY ON FAMILY FOOTBALL LEGACY

- Senior QB **Chad Kelly** is the nephew of Hall of Fame quarterback Jim Kelly.
- Senior QB **Drew Davis** is the son of former Miami, North Carolina and Cleveland Browns head coach Butch Davis.
- Redshirt-freshman WR **Van Jefferson** is the son of former NFL receiver Shawn Jefferson, who currently serves as WR coach for the Miami Dolphins and has also been an assistant for the Detroit Lions and Tennessee Titans.
- Junior LB **Elliot Markuson** is the son of former Ole Miss, Wisconsins, Arkansas and Boise State OL coach Mike Markuson, who currently serves as OL coach for the CFL's Hamilton Tiger-Cats.
- Freshman WR **D.K. Metcalf** is the son of former NFL and Ole Miss All-America OL Terrence Metcalf.
- Sophomore WR **Alex Weber** is the younger brother of Miami Dolphins and former Ole Miss OT Laremy Tunsil.
- Freshman OL **Bryce Mathews** is the son of former NFL OL Jason Mathews.
- Junior WR **Cale Luke's** father (Tom), uncle (Matt) and grandfather (Tommy) all played football at Ole Miss.
- Senior LB **Temario Strong** is the nephew of former Ole Miss and All-SEC linebacker Eddie Strong.
- Sophomore DT **Breeland Speaks** is the younger brother of former Jackson State All-American Marcellus Speaks.
- Freshman OT **Greg Little** is the son of former South Carolina linebacker Derrick Little.
- Junior RB **Jordan Wilkins** is the younger brother of former Vanderbilt WR Trey Wilkins.
- Sophomore DT **Jordan Hebert** is the younger brother of former NFL player Jason Hebert.

COLLEGE FOOTBALL PLAYOFF RANKINGS

November 15

Rank	Team	Record	Last Week
1	Alabama	10-0	1
2	Ohio State	9-1	5
3	Michigan	9-1	3
4	Clemson	9-1	2
5	Louisville	9-1	6
6	Washington	9-1	4
7	Wisconsin	8-2	7
8	Penn State	8-2	10
9	Oklahoma	8-2	11
10	Colorado	8-2	12
11	Oklahoma State	8-2	13
12	Utah	8-2	15
13	USC	7-3	20
14	West Virginia	8-1	16
15	Auburn	7-3	9
16	LSU	6-3	24
17	Florida State	7-3	18
18	Nebraska	8-2	19
19	Tennessee	7-3	NR
20	Boise State	9-1	22
21	Western Michigan	10-0	21
22	Washington State	8-2	23
23	Florida	7-2	NR
24	Stanford	7-3	NR
25	Texas A&M	7-3	8

ASSOCIATED PRESS POLL

November 20

Rank	Team	Record	Points
1	Alabama(61)	11-0	1525
2	Ohio State	10-1	1455
3	Michigan	10-1	1370
4	Clemson	10-1	1347
5	Wisconsin	9-2	1255
6	Washington	10-1	1220
7	Oklahoma	9-2	1169
8	Penn State	9-2	1091
9	Colorado	9-2	997
10	Oklahoma State	9-2	868
11	Louisville	9-2	830
12	USC	8-3	811
13	Florida	8-2	703
14	Western Michigan	11-0	701
15	Florida State	8-3	661
16	Auburn	8-3	613
17	Nebraska	9-2	593
18	Houston	9-2	490
19	West Virginia	8-2	448
20	Boise State	10-1	389
21	Utah	8-3	280
22	Texas A&M	8-3	253
23	Washington State	8-3	186
24	Tennessee	8-3	133
25	LSU	6-4	84

RV: Stanford 81, Virginia Tech 77, Navy 62, North Carolina 55, South Florida 24, Pittsburgh 24, Arkansas 10, Iowa 7, Troy 6, Minnesota 5, Temple 1, Wyoming 1

COACHES POLL

November 20

Rank	Team	Record	Points
1	Alabama(63)	11-0	1575
2	Ohio State	10-1	1482
3	Clemson	10-1	1420
4	Michigan	10-1	1404
5	Washington	10-1	1297
6	Wisconsin	9-2	1279
7	Oklahoma	9-2	1215
8	Penn State	9-2	1077
9	Colorado	9-2	1052
10	Oklahoma State	9-2	947
11	Louisville	9-2	864
12	USC	8-3	774
13	Florida	8-2	744
14	Florida State	8-3	735
15	Nebraska	9-2	719
16	Auburn	8-3	663
17	West Virginia	8-2	489
18	Western Michigan	11-0	448
19	Boise State	10-1	414
20	Utah	8-3	374
21	Houston	9-2	349
22	Texas A&M	8-3	315
23	Washington State	8-3	132
24	Tennessee	8-3	129
25	North Carolina	8-3	118

RV: Virginia Tech 101, Stanford 96, LSU 90, Navy 82, South Florida 46, Minnesota 11, Arkansas 10, Pittsburgh 8, San Diego State 7, Wyoming 6, Tulsa 1, Iowa 1, Miami 1

PRESEASON HONORS

QUINCY ADEBOYEJO
- All-SEC 4th team (Phil Steele)
- Senior Bowl Watch List

TONY BRIDGES
- Senior Bowl Watch List

FADOL BROWN
- Senior Bowl Watch List

TONY CONNER
- All-America 4th team (Athlon)
- All-SEC 2nd team (Coaches, Media, Athlon, Birmingham News, Lindy's, Phil Steele, College Sports Madness)
- Chuck Bednarik Award Watch List
- Bronko Nagurski Trophy Watch List
- Senior Bowl Watch List
- No. 5 safety in the nation (Lindy's)
- No. 2 senior strong safety NFL prospect (NFLDraftScout.com)
- No. 6 DB in the SEC (Gridironnow.com)

ROBERT CONYERS
- All-SEC 3rd team (Lindy's)
- Rimington Trophy Watch List

EVAN ENGRAM
- All-America 3rd team (Athlon, College Sports Madness)
- All-America 4th team (Phil Steele)
- All-SEC 1st team (Athlon, Lindy's, College Sports Madness)
- All-SEC 2nd team (Coaches, Media, Birmingham News, Phil Steele)
- Mackey Award Watch List
- Wuerffel Trophy Watch List
- Rotary Lombardi Award Watch List
- Senior Bowl Watch List
- Allstate AFCA Good Works Team nominee
- No. 68 player in the nation (NFL.com)
- No. 3 TE in the nation (Lindy's)
- No. 4 senior TE NFL prospect (NFLDraftScout.com)
- Best TE in the SEC (Gridironnow.com)

WILL GLEESON
- Ray Guy Award Watch List

MARQUIS HAYNES
- All-America 4th team (Phil Steele)
- All-SEC 2nd team (Athlon, Birmingham News, Lindy's)
- All-SEC 3rd team (Coaches, Media, Phil Steele, College Sports Madness)
- Chuck Bednarik Award Watch List
- Bronko Nagurski Trophy Watch List
- Rotary Lombardi Award Watch List
- No. 81 player in the nation (NFL.com)
- No. 24 player in the SEC (ESPN.com)
- No. 8 DE in the nation (Lindy's)
- No. 6 DL in the SEC (Gridironnow.com)

D.J. JONES
- Rotary Lombardi Award Watch List
- Senior Bowl Watch List

CHAD KELLY
- All-America 2nd team (Phil Steele)
- SEC Offensive Player of the Year (ESPN The Magazine, Lindy's)
- All-SEC 1st team (Coaches, Media, Athlon, Lindy's, ESPN, Phil Steele, CSM)
- All-SEC 2nd team (Birmingham News)
- Maxwell Award Watch List
- Walter Camp Player of the Year Watch List
- Davey O'Brien Award Watch List
- Manning Award Watch List
- Johnny Unitas Golden Arm Award Watch List
- Rotary Lombardi Award Watch List
- Senior Bowl Watch List
- No. 21 player in the nation (NFL.com)
- No. 25 player in the nation (Sporting News)
- No. 8 player in the SEC (ESPN.com)
- No. 5 QB in the nation (Athlon, Lindy's)
- No. 7 QB in the nation (Sporting News)
- No. 1 strongest-armed QB in the nation (NFL.com)
- No. 5 most accurate QB in the nation (NFL.com)
- No. 4 best player who bypassed 2016 NFL Draft (NFL.com)
- No. 1 senior QB NFL prospect (NFLDraftScout.com)
- SEC's most accurate passer (Lindy's)
- SEC's strongest arm (Lindy's)
- No. 2 offensive back in the SEC (Gridironnow.com)

JEREMY LIGGINS
- No. 14 most versatile player in the nation (NFL.com)

GREG LITTLE
- All-SEC 4th team (Phil Steele)

JAVON PATTERSON
- All-SEC 3rd team (Media, Athlon)

DAMORE'EA STRINGFELLOW
- All-SEC 2nd team (Athlon)
- No. 4 WR in the SEC (Gridironnow.com)

KEN WEBSTER
- All-SEC 3rd team (Phil Steele)

GARY WUNDERLICH
- All-SEC 3rd team (Coaches, Athlon)

OLE MISS CAREER RECORD BOOK UPDATES

CAREER PASSING YARDS

Player, Years	Yards
1. Eli Manning, 2000-03	10,119
2. Bo Wallace, 2012-14	9,534
3. Chad Kelly, 2015-16	**6,800**

CAREER PASSING ATTEMPTS

Player, Years	No.
1. Eli Manning, 2000-03	1,363
2. Bo Wallace, 2012-14	1,186
3. Kent Austin, 1981-85	981
4. Romaro Miller, 1997-2000	902
5. John Fourcade, 1978-81	819
6. Mark Young, 1985-88	809
7. Chad Kelly, 2015-16	**786**

CAREER COMPLETIONS

Player, Years	No.
1. Eli Manning, 2000-03	829
2. Bo Wallace, 2012-14	747
3. Kent Austin, 1981-85	566
4. Chad Kelly, 2015-16	**503**

CAREER COMPLETION PERCENTAGE

Player, Years (Comp/Att)	Pct.
1. Chad Kelly, 2015-16 (503/786)	**64.0**
2. Bo Wallace, 2012-14 (747/1,186)	63.0

CAREER PASS EFFICIENCY

Player, Years	Effic.
1. Chad Kelly, 2015-16	**152.3**
2. Bo Wallace, 2012-14	140.8

CAREER PASSING YARDS PER ATTEMPT

Player, Years	Avg.
1. Chad Kelly, 2015-16	**8.65**
2. Bo Wallace, 2012-14	8.04

CAREER PASSING YARDS PER COMPLETION

Player, Years	Avg.
1. Jevan Snead, 2008-09	14.4
2. Russ Shows, 1989-92	13.54
3. Chad Kelly, 2015-16	**13.52**

CAREER PASSING TOUCHDOWNS

Player, Years	No.
1. Eli Manning, 2000-03	81
2. Bo Wallace, 2012-14	62
3. Chad Kelly, 2015-16	**50**

CAREER 300-YARD PASSING GAMES

Player, Years	No.
1. Chad Kelly, 2015-16	**12**
2. Bo Wallace, 2012-14	11

CONSECUTIVE GAMES WITH A TD PASS

Player, Years	No.
1. Chad Kelly, 2015-16	**22**
2. Eli Manning, 2000-02	16

CAREER TOTAL OFFENSE

Player, Position, Years	Yards
1. Bo Wallace, QB, 2012-14	10,478
2. Eli Manning, QB, 2000-03	9,984
3. Chad Kelly, QB, 2015-16	**7,632**

CAREER TDS RESPONSIBLE FOR

Player, Years	No.
1. Eli Manning, 2000-03	86
2. Bo Wallace, 2012-14	82
3. Chad Kelly, 2015-16	**65**

CAREER TOTAL AVERAGE PER PLAY

Player, Position, Years	Avg.
1. Chad Kelly, QB, 2015-16	**7.84**
2. Jevan Snead, QB, 2008-09	7.06

CAREER RECEPTIONS

Player, Years	No.
1. Laquon Treadwell, 2013-15	202
2. Chris Collins, 2000-03	198
3. Shay Hodge, 2006-09	173
4. Evan Engram, 2013-present	**162**

CAREER RECEIVING YARDS

Player, Years	Yards
1. Shay Hodge, 2006-09	2,646
2. Chris Collins, 2000-03	2,621
3. Laquon Treadwell, 2013-15	2,393
4. Donte Moncrief, 2011-13	2,371
5. Evan Engram, 2013-present	**2,320**

CAREER RECEIVING TOUCHDOWNS

Player, Years	No.
1. Chris Collins, 2000-03	24
2. Shay Hodge, 2006-09	22
3. Laquon Treadwell, 2013-15	21
4. Donte Moncrief, 2011-13	20
5. Grant Heard, 1996-2000	16
6. Evan Engram, 2013-present	**15**
Mike Wallace, 2005-08	15

CAREER 100-YARD RECEIVING GAMES

Player, Years	No.
1. Chris Collins, 2000-03	11
2. Laquon Treadwell, 2013-15	9
Donte Moncrief, 2011-13	9
4. Evan Engram, 2013-present	**7**

CAREER RECEPTIONS (TIGHT ENDS)

Player, Years	No.
1. Evan Engram, 2013-present	**162**
2. Jim Poole, 1969-71	94

CAREER RECEIVING YARDS (TIGHT ENDS)

Player, Years	No.
1. Evan Engram, 2013-present	**2,320**
2. Jim Poole, 1969-71	1,013

CAREER RECEIVING TDs (TIGHT ENDS)

Player, Years	No.
1. Evan Engram, 2013-present	**15**
2. Butch Veazey, 1971-73	12

CAREER POINTS SCORED

Player, Position, Years	Points
1. Jonathan Nichols, K, 2001-04	344
2. Joshua Shene, K, 2006-09	310
3. Gary Wunderlich, K, 2014-present	**257**

CAREER FIELD GOALS MADE

Player, Years	No.
1. Jonathan Nichols, 2001-04	63
2. Joshua Shene, 2006-09	57
3. Gary Wunderlich, 2014-present	**45**

CAREER PATs MADE

Player, Years	No.
1. Jonathan Nichols, 2001-04	155
2. Joshua Shene, 2006-09	139
3. Gary Wunderlich, 2014-present	**122**

CAREER SACKS

Player, Years	No.
1. Ben Williams, 1972-75	37.0
2. Greg Hardy, 2006-09	26.5
3. Marquis Haynes, 2014-present	**23.5**

CAREER TACKLES FOR LOSS

Player, Years	No.
1. Derrick Burgess, 1997-2000	42.0
2. Greg Hardy, 2006-09	39.5
3. Ben Williams, 1972-75	37.0
4. Marquis Haynes, 2014-present	**35.5**
5. Cassius Ware, 1992-93	34.0
6. Peria Jerry, 2005-08	33.0
Patrick Willis, 2003-06	33.0
8. Jesse Mitchell, 2000-03	31.5
Kendrick Clancy, 1998-99	31.5
10. Dewayne Dotson, 1992-93	30.0
11. Issac Gross, 2012-present	**29.0**
Kelvin Pritchett, 1988-90	29.0

OLE MISS SEASON RECORD BOOK UPDATES

SEASON PASSING YARDS

Player, Year	Yards
1. Chad Kelly, 2015	4,042
2. Eli Manning, 2003	3,600
3. Eli Manning, 2002	3,401
4. Bo Wallace, 2013	3,346
5. Bo Wallace, 2014	3,194
6. Bo Wallace, 2012	2,994
7. Eli Manning, 2001	2,948
8. Jevan Snead, 2008	2,762
9. Chad Kelly, 2016	**2,758**

SEASON PASSING ATTEMPTS

Player, Year	No.
1. Eli Manning, 2002	481
2. Chad Kelly, 2015	458
3. Eli Manning, 2003	441
4. Bo Wallace, 2013	437
5. Eli Manning, 2001	408
6. Bo Wallace, 2014	381
7. Bo Wallace, 2012	368
8. Jevan Snead, 2009	351
9. Chad Kelly, 2016	**328**

SEASON COMPLETIONS

Player, Year	No.
1. Chad Kelly, 2015	298
2. Bo Wallace, 2013	283
3. Eli Manning, 2002	279
4. Eli Manning, 2003	275
5. Eli Manning, 2001	259
6. Bo Wallace, 2012	235
7. Bo Wallace, 2014	229
8. Stewart Patridge, 1997	228
9. Chad Kelly, 2016	**205**

SEASON COMPLETION PERCENTAGE

Player, Year	Pct.
1. Chad Kelly, 2015	65.1
2. Stewart Patridge, 1997	64.77
3. Bo Wallace, 2013	64.76
4. Bo Wallace, 2012	63.9
5. Eli Manning, 2001	63.5
6. Chad Kelly, 2016	**62.5**

SEASON PASS EFFICIENCY

Player, Year	Effic.
1. Chad Kelly, 2015	155.8
2. Eli Manning, 2003	148.1
3. Chad Kelly, 2016	**147.4**

SEASON PASSING TOUCHDOWNS

Player, Year	No.
1. Chad Kelly, 2015	31
Eli Manning, 2001	31
3. Eli Manning, 2003	29
4. Jevan Snead, 2008	26
5. Bo Wallace, 2014	22
Bo Wallace, 2012	22
7. Eli Manning, 2002	21
8. Charlie Conerly, 1947	20
Jevan Snead, 2009	20
10. Chad Kelly, 2016	**19**

SEASON PASSING YARDS PER ATTEMPT

Player, Year	Avg.
1. Chad Kelly, 2015	8.8
2. Jevan Snead, 2008	8.45
3. Chad Kelly, 2016	**8.41**
4. Bo Wallace, 2014	8.38

SEASON PASSING YARDS PER COMPLETION

Player, Year	Avg.
1. Jevan Snead, 2008	15.0
2. Bo Wallace, 2014	13.9
3. John Darnell, 1989	13.9
4. Jevan Snead, 2009	13.8
5. Romaro Miller, 1999	13.60
6. Chad Kelly, 2015	13.56
7. Chad Kelly, 2016	**13.45**

SEASON 300-YARD PASSING GAMES

Player, Year	No.
1. Chad Kelly, 2015	8
2. Chad Kelly, 2016	**4**
Bo Wallace, 2014	4
Bo Wallace, 2013	4
Eli Manning, 2003	4
Eli Manning, 2002	4

SEASON TOTAL OFFENSE YARDS

Player, Year	Yards
1. Chad Kelly, 2015	4,542
2. Bo Wallace, 2013	3,701
3. Eli Manning, 2003	3,572
4. Bo Wallace, 2014	3,393
5. Bo Wallace, 2012	3,384
6. Eli Manning, 2002	3,281
7. Chad Kelly, 2016	**3,090**

SEASON TOUCHDOWNS RESPONSIBLE FOR

Player, Year	No.
1. Chad Kelly, 2015	41
2. Eli Manning, 2001	32
3. Bo Wallace, 2012	31
Eli Manning, 2001	31
5. Jevan Snead, 2008	29
Charlie Conerly, 1947	29
7. Bo Wallace, 2014	27
8. Chad Kelly, 2016	**24**
Bo Wallace, 2013	24

SEASON TOTAL AVERAGE PER PLAY

Player, Year	Avg.
1. Chad Kelly, 2015	8.04
2. Chad Kelly, 2016	**7.56**
3. Parker Hall, 1938	7.53

SEASON RECEPTIONS

Player, Year	No.
1. Laquon Treadwell, 2015	82
2. Chris Collins, 2003	77
3. Laquon Treadwell, 2013	72
4. Shay Hodge, 2009	70
5. Donte Moncrief, 2012	66
6. Evan Engram, 2016	**65**

SEASON RECEIVING YARDS

Player, Year	Yards
1. Laquon Treadwell, 2015	1,153
2. Shay Hodge, 2009	1,135
3. Donte Moncrief, 2012	979
4. Chris Collins, 2003	949
5. Donte Moncrief, 2013	938
6. Evan Engram, 2016	**926**

SEASON TOUCHDOWN CATCHES

Player, Year	No.
1. Laquon Treadwell, 2015	11
2. Donte Moncrief, 2012	10
Chris Collins, 2003	10
4. Grant Heard, 2000	9
Ken Toler, 1980	9
6. Evan Engram, 2016	**8**
Shay Hodge, 2009	8
Shay Hodge, 2008	8
Roell Preston, 1994	8
Burney Veazey, 1972	8
Barney Poole, 1947	8

SEASON 100-YARD RECEIVING GAMES

Player, Year	No.
1. Laquon Treadwell, 2015	6
2. Donte Moncrief, 2013	5
Shay Hodge, 2009	5
4. Evan Engram, 2016	**4**
Vince Sanders, 2014	4
Donte Moncrief, 2012	4
Mike Wallace, 2008	4
Chris Collins, 2003	4
Chris Collins, 2001	4

SEASON RECEPTIONS (TIGHT ENDS)

Player, Year	No.
1. Evan Engram, 2016	**65**
2. Barney Poole, 1947	52

SEASON RECEIVING YARDS (TIGHT ENDS)

Player, Year	No.
1. Evan Engram, 2016	**926**
2. Evan Engram, 2014	662

SEASON RECEIVING TDs (TIGHT ENDS)

Player, Year	No.
1. Evan Engram, 2016	**8**
Butch Veazey, 1972	8
Barney Poole, 1947	8

SEASON FIELD GOALS MADE

Player, Year	No.
1. Jonathan Nichols, 2003	25
2. Gary Wunderlich, 2016	**20**
Jonathan Nichols, 2004	20

SEASON POINTS SCORED

Player, Position, Year	No.
1. Jonathan Nichols, K, 2003	124
2. Gary Wunderlich, K, 2015	120
3. Bryson Rose, K, 2012	103
Joshua Shene, K, 2008	103
5. Brandon Bolden, RB, 2010	102
Deuce McAllister, RB, 2000	102
7. Gary Wunderlich, K, 2016	**99**

REBEL UNIFORMS

RECORDS UNDER HUGH FREEZE (BY UNIFORM COMBINATION)

◀ RED TOP/ GRAY PANTS

Games: 24
Wins: 18
Losses: 6

◀ NAVY TOP/ GRAY PANTS

Games: 11
Wins: 6
Losses: 5

◀ WHITE TOP/ RED TRIM/ GRAY PANTS

Games: 9
Wins: 5
Losses: 4

◀ WHITE TOP/ NAVY TRIM/ NAVY PANTS

Games: 3
Wins: 1
Losses: 2

◀ WHITE TOP/ NAVY TRIM/ WHITE PANTS

Games: 2
Wins: 1
Losses: 1

◀ NAVY TOP/ NAVY PANTS

Games: 3
Wins: 2
Losses: 1

◀ GRAY TOP/ GRAY PANTS

Games: 2
Wins: 0
Losses: 2

◀ NAVY TOP/ WHITE PANTS

Games: 1
Wins: 1
Losses: 0

◀ WHITE TOP/ RED TRIM/ WHITE PANTS

Games: 4
Wins: 2
Losses: 2

◀ RED TOP/ NAVY PANTS

Games: 1
Wins: 1
Losses: 0

◀ RED TOP/ WHITE PANTS

Games: 2
Wins: 2
Losses: 0



◀ WHITE TOP/ NAVY TRIM/ GRAY PANTS

Games: 1
Wins: 0
Losses: 1

◀ POWDER BLUE HELMETS

Games: 7
Wins: 4
Losses: 3

RED TOP/GRAY PANTS:
2012: UCA (W), UTEP (W), Texas (L), LSU (L), Mississippi State (W), BBVA Compass Bowl (W)
2013: SEMO (W), LSU (W), Arkansas (W), Mizzouri (L), Music City Bowl (W)
2014: Boise State (W), Memphis (W), LSU (L), Mississippi State (W)
2015: Vanderbilt (W), Texas A&M (W), LSU (W) Sugar Bowl (W)
2016: Wofford (W), Georgia (W), Memphis (W), LSU (L), Auburn (L)

NAVY TOP/GRAY PANTS:
2012: Tulane (W), Texas A&M (L), Auburn (W), Vanderbilt (L)
2013: Idaho (W)
2014: Alabama (W), Tennessee (W), Auburn (L)
2015: New Mexico State (W), Arkansas (L)
2016: Alabama (L)

WHITE TOP/RED TRIM/GRAY PANTS:
2012: Arkansas (W)
2013: Alabama (L)
2014: Vanderbilt (W)
2015: Alabama (W), Memphis (L), Auburn (W), Miss St (W)
2016: Arkansas (L), Vanderbilt (L)

WHITE TOP/NAVY TRIM/NAVY PANTS:
2013: Vanderbilt (W), Auburn (L)
2015: Florida (L)

WHITE TOP/NAVY TRIM/WHITE PANTS:
2013: Texas (W), Mississippi State (L)

NAVY TOP/NAVY PANTS:
2013: Texas A&M (L)
2014: Louisiana-Lafayette (W)
2015: Fresno State (W)

GRAY TOP/GRAY PANTS:
2012: Alabama (L), Georgia (L)

NAVY TOP/WHITE PANTS:
2013: Troy (W)

WHITE TOP/RED TRIM/WHITE PANTS:
2014: Texas A&M (W), Chick-fil-A Peach Bowl (L)
2016: Florida State (L), Texas A&M (W)

RED TOP/NAVY PANTS:
2014: Presbyterian (W)

RED TOP/WHITE PANTS:
2015: UT Martin (W)
2016: Georgia Southern (W)

WHITE TOP/NAVY TRIM/GRAY PANTS:
2014: Arkansas (L)

POWDER BLUE HELMETS:
2014: Memphis (W)
2015: Alabama (W), Vanderbilt (W), Memphis (L), Sugar Bowl (W)
2016: Arkansas (L), LSU (L)

FLORIDA STATE NOTES

GENERAL: This was the second all-time meeting between Ole Miss and Florida State, and the series is now tied at one win apiece ... Attendance at Camping World Stadium was a sellout crowd of 63,042 ... Ole Miss is now 90-27-5 all-time in season openers and lost for the first time since 2011 vs. BYU ... The Rebels drop their first game against a ranked opponent since last year's Memphis game (Oct. 17) ... They are 68-150-2 all-time against ranked foes and 10-13 under **Hugh Freeze** ... Freeze has now led the team to a 3-4 record against top-five foes in his tenure ... Ole Miss falls to 27-5 under Freeze when leading at the half and 29-6 under Freeze when scoring first.

OFFENSE: Senior QB **Chad Kelly** completed 21 of 39 passes for 313 yards with four TDs and three interceptions ... Kelly has now led Ole Miss to a score on its first offensive series in eight of his 14 starts ... Kelly now has six career games with 3+ touchdown passes and nine with 300+ passing yards ... Senior TE **Evan Engram** had a career-high nine catches for 121 yards and a TD ... It was his fourth career 100-yard receiving game ... Engram moved into a tie for fourth place on the all-time list of touchdown catches by an Ole Miss tight end, with eight ... Junior WR **Damore'ea Stringfellow** had three catches for 41 yards and a touchdown, the first score of the season for the Rebels ... Redshirt-freshman WR **Van Jefferson** had two catches for 23 yards and his first career touchdown, a 20-year grab in the end zone ... True freshman WR **D.K. Metcalf** had an impressive first career touchdown, tipping the ball to himself over the defender's head for a 3-yard score ... Senior RB **Akeem Judd** rushed eight times for 44 yards, including an 11-yard TD run for his fourth career TD.

DEFENSE: Sophomore DB **Zedrick Woods** led the team in tackles with a career-high 11 ... His previous high was four at Mississippi State last year ... Senior LB **Terry Caldwell** posted a career-high 10 tackles ... Senior DB **Carlos Davis** had a career-high eight tackles ... Junior LB **DeMarquis Gates** made seven tackles and collected his first two career sacks ... Junior DE **Marquis Haynes** made six tackles with a sack, bringing his career total to 18.5 sacks.

SPECIAL TEAMS: Juniors **Gary Wunderlich** (3 punts) and **Will Gleeson** (1 punt) both averaged 44.0 yards on their punts.

WOFFORD NOTES

GENERAL: This was the first all-time meeting between Ole Miss and Wofford ... The Rebels have won 12 of 13 games games against FCS since 2005, including six straight ... Attendance at Vaught-Hemingway Stadium was 64,232, a school record and biggest college football crowd in state of Mississippi history ... Ole Miss improves to 28-5 under **Hugh Freeze** when leading at the half and 30-6 under Freeze when scoring first ... The Rebels improve their record after a loss under Freeze to 11-7 ... Ole Miss improves to 30-3 under Freeze when it rushes for 150 or more yards in a game.

OFFENSE: Nine different Rebel receivers caught a pass in the game, and five different players scored a touchdown (four receiving, one rushing) ... Senior QB **Chad Kelly** completed 20 of 27 passes for 219 yards, three touchdowns and no interceptions ... Freshman WR **D.K. Metcalf** caught a 10-yard touchdown, his second straight game with a score, before leaving the game with a foot injury ... Junior WR **Markell Pack** had three catches for 46 and a TD, his fourth career score ... Senior RB **Akeem Judd** led the running backs with 11 carries for 64 yards ... Redshirt-freshman QB **Jason Pellerin** made his Ole Miss debut in the game and completed 2 of 3 passes for 23 yards, a TD and an INT, while rushing six times for 27 yards and another TD ... Freshman WR **A.J. Brown** had two catches for 15 yards and his first career score ... Senior WR **Quincy Adeboyejo** caught one pass for a 6-yard touchdown, his 11th career score.

DEFENSE: Graduate LB **Rommel Mageo** made his first start for the Rebels and led the team with eight tackles ... Freshman S **Deontay Anderson** added seven tackles in his second career game ... Sophomore DT **Jordan Hebert** recovered a fumble in the fourth quarter.

SPECIAL TEAMS: Junior K **Gary Wunderlich** converted a 40-yard field goal on the Rebels' opening drive of the game, his first attempt and make of the year ... Senior DB **Carlos Davis** returned a kickoff for a career-best 62-yard return ... Redshirt-freshman WR **Van Jefferson** saw his first action at punt returner, making one return for 6 yards.

ALABAMA NOTES

GENERAL: This was the 64th all-time meeting between Ole Miss and Alabama ... The Crimson Tide now leads 48-11-2 ... Alabama snapped Ole Miss' two-game win streak in the series ... The last three games in the series have all been decided by six points or less ... The 91 total points in this game are the second-most scored in a game in this series ... The teams totaled 94 points in a 59-35 Alabama win in 1980 ... Attendance at Vaught-Hemingway Stadium was 66,176, breaking last week's school record and biggest college football crowd in state of Mississippi history ... Ole Miss falls to 33-47-3 all-time in SEC openers ... The Rebels are now 1-11 all-time against the nation's No. 1 team ... The lone win was the last home game vs. Alabama in 2014 ... Ole Miss falls to 28-6 under **Hugh Freeze** when leading at the half and 30-7 under Freeze when scoring first.

OFFENSE: Senior QB **Chad Kelly** completed 26 of 40 passes for a career-high 421 yards with three touchdowns and no picks ... Kelly's 421 yards are second-most by a player in school history behind Archie Manning's 436 total vs. Alabama in 1969 ... The 421 yards were the fourth-most in a game in Ole Miss team history ... Kelly recorded a TD pass for the 16th consecutive game, tying Eli Manning's school record ... Kelly's total yardage of 464 (421 passing, 43 rushing) was the second-highest of his career and third-most in a game in school history ... Senior TE **Evan Engram** tied his career high with nine catches and totaled 138 yards and a TD, his fifth career 100-yard game and second of the year ... With his ninth career TD catch, Engram moved into a tie for third on the list for most scoring catches by an Ole Miss TE with Woody Dabbs (1960-62) ... Senior RB **Akeem Judd** rushed 15 times for 45 yards and scored the game's first touchdown on a 23-yard run ... Junior WR **Damore'ea Stringfellow** had four catches for 87 yards and a TD, his seventh career TD and second of the season ... Freshman WR **A.J. Brown** had two catches for 48 yards and a TD, his second of the season ... Redshirt-freshman WR **Van Jefferson** had six catches for 91 yards.

DEFENSE: Senior DE **John Youngblood** scored his first career touchdown on a 44-yard fumble recovery in the second quarter ... Senior LB **Terry Caldwell** led the Rebels with a career high-tying 10 tackles ... Junior DE **Marquis Haynes** posted a sack, 2.0 TFLs and a forced fumble ... Haynes now has 19.5 career sacks ... Junior DB **A.J. Moore** tallied a career-high nine tackles.

SPECIAL TEAMS: Junior K/P **Gary Wunderlich** converted all three FG attempts from 23, 18 and 38 yards ... He also punted three times for a 54.7-yard average ... Senior QB **Chad Kelly** punted once for 49 yards ... Junior P **Will Gleeson** punted twice for a 48.5-yard average.

GEORGIA NOTES

GENERAL: This was the 46th all-time meeting between Ole Miss and Georgia ... The Rebels now trail 13-32-1 and snapped Georgia's 10-game win streak in the series ... Ole Miss scored its most points in a game against Georgia ... The previous most was 31 in 1970, 1993 and 1996 ... This was the Rebels' largest margin of victory against the Bulldogs ... The previous largest was a 31-14 win in 1993 ... Attendance at Vaught-Hemingway Stadium was 65,843, second-largest in school history behind the previous week's total of 66,176 for the Alabama game ... The 31-point margin of victory is the Rebels' biggest against a top-25 team since a 38-0 win over No. 3 Tennessee in 1969 ... The margin of victory is the Rebels' biggest against an SEC team since a 34-3 win over Tennessee in 2014 ... Ole Miss scored its most points against a top-15 ranked team since a 47-34 win over No. 7 Texas Tech in the 2009 Cotton Bowl ... The Rebels' 31-0 halftime lead represented the team's first halftime shutout since last year's season opener vs. UT Martin ... With Wunderlich's 24-yard field goal at 8:54 in the first quarter, the Rebels scored first for the fourth time in four games this year.

OFFENSE: Ole Miss recorded 510 total yards of offense, its second straight game with more than 500 ... The Rebels converted all four red-zone attempts in the game and have now converted 17 of 18 chances this season ... Senior QB **Chad Kelly** completed 18 of 24 passes for 282 yards with two touchdowns and no picks ... He added a team-high 53 rushing yards and another score ... Kelly threw a touchdown pass for a 17th consecutive game, breaking Eli Manning's previous school record of 16 ... With 335 total yards, Kelly passed Archie Manning (5,576) into sixth place on the all-time Ole Miss total yardage list with 5,901 ... Kelly moved into a tie for fourth in school history with 43 career touchdown passes, tying Romaro Miller ... Kelly passed Jevan Snead (52) into fourth place with 53 career TDs responsible for ... Senior TE **Evan Engram** led the Rebels with six catches for 95 yards, including a 9-yard touchdown catch, his 10th career TD (ranks third among Ole Miss TEs all-time) ... Freshman RB **D'Vaughn Pennamon** rushed six times for 37 yards and his first career touchdown on a 1-yard plunge in the first quarter ... Redshirt-freshman QB **Jason Pellerin** completed 2 of 5 passes for 11 yards with a TD and an INT ... He tossed a 5-yard TD pass to Brazley ... Junior RB **Eugene Brazley** rushed three times for 5 yards and hauled in his first career touchdown catch.

DEFENSE: In his season debut, senior WR/DB **Derrick Jones** intercepted a pass and returned it 52 yards for a TD, his first career score on the defensive side of the ball ... It was the Rebels' first INT of the season ... Junior LB **DeMarquis Gates** tallied a game-high nine tackles ... Sophomore LB **Detric Bing-Dukes** made his first career start and had seven tackles against his former team ... Senior DT **D.J. Jones** recorded his first sack of the year.

SPECIAL TEAMS: All four of Ole Miss' punts landed inside the 20 ... Junior K/P **Gary Wunderlich** made 1 of 2 field goals, converting from 24 yards and missing from 55 ... He also had a 49-yard punt ... Junior P **Will Gleeson** punted three times for a 46.3-yard average, landing all three inside the 20, including a season-long 60-yarder.

MEMPHIS NOTES

GENERAL: This was the 62nd all-time meeting between Ole Miss and Memphis ... The Rebels now lead the series 49-11-2 and won their fourth straight over the Tigers in Oxford ... Attendance at Vaught-Hemingway Stadium was 65,889, second-largest in school history behind the total of 66,176 for the Alabama game ... This was Ole Miss' 89th homecoming game ... The Rebels are now 72-15-2 all-time and have won 18 of the last 20 ... The Rebels outscored Memphis 14-0 in the first quarter and have now outscored opponents 55-6 in the opening frame this season ... The Rebels scored first for the fifth time in five games this year.

OFFENSE: Ole Miss recorded 624 total yards of offense, fifth-most in a game in school history ... It was the third straight game with more than 500 and the team's most since racking up 665 vs. New Mexico State on Oct. 10 last year ... The team's 263 rushing yards were the most since totaling 265 vs. New Mexico State last year ... The Rebels converted six of seven red-zone attempts in the game and have now converted 23 of 25 chances this season ... Ole Miss had two 100-yard rushers for the first time since Presbyterian in 2014 ... The Rebels hadn't had one 100-yard rusher yet this year ... Senior QB **Chad Kelly** completed 30 of 44 passes for 361 yards with a TD and an INT ... Kelly has tied Bo Wallace for the school record with 11 career 300-yard passing games ... Kelly extended his own school record with his 18th consecutive game throwing a TD pass ... With 361 passing yards, Kelly passed Jevan Snead and John Fourcade into fifth place on the all-time Ole Miss passing yardage list with 5,638 ... With 361 total yards, Kelly passed Kent Austin into fifth place on the all-time Ole Miss total yardage list with 6,262 ... Junior RB **Eugene Brazley** rushed 13 times for a career-high 124 yards and his first two rushing TDs of the season ... He added three catches for 25 yards ... Senior RB **Akeem Judd** ran the ball 15 times for a career-high 108 yards ... Redshirt-freshman QB **Jason Pellerin** rushed eight times for 22 yards and punched in his second and third rushing TDs of the season ... Senior TE **Evan Engram** had four catches for 82 yards and a TD ... He is now tied with Barney Poole for the second-most TD catches by an Ole Miss tight end with 11 in his career ... Redshirt-freshman WR **Van Jefferson** led the team with seven catches for 79 yards ... Junior WR **Damore'ea Stringfellow** had six catches for a career-high 94 yards.

DEFENSE: Sophomore DB **Zedrick Woods** snagged two interceptions and returned one of them 31 yards for a TD, his first career score ... It was the Rebels' second straight game with a pick-six ... Woods also led the team with eight tackles, including 1.5 TFLs ... Junior DE **Marquis Haynes** tallied six tackles with 2.0 TFLs and a sack ... He forced a fumble that led to a turnover and had another QB hurry that led to an INT ... Senior DT **D.J. Jones** collected a pair of Tiger turnovers with his first career fumble recovery and first career interception.

SPECIAL TEAMS: Junior K/P **Gary Wunderlich** made both of his field goals, converting from 32 and 23 yards, and all six PAT tries ... Junior P **Will Gleeson** punted twice for a 40.5-yard average, landing both of them inside the 20, including one that was downed at the 1-yard line.

ARKANSAS NOTES

GENERAL: This was the 63rd all-time meeting between Ole Miss and Arkansas ... The Razorbacks now lead 34-28-1 overall and have won three straight ... Attendance at Donald W. Reynolds Razorback Stadium was 73,786 ... This was the Rebels' first true road game of the year ... Ole Miss' record vs. top-25 opponents falls to 69-152-2 all-time and 11-15 under **Hugh Freeze** ... The Rebels are now 1-3 vs. ranked teams this season ... With Arkansas' first-quarter TD, it was the first time this year the Rebels didn't score first and the first TD given up by the Landshark D in the first quarter this season ... Ole Miss failed to score on its opening drive for the first time this year ... The Rebels trailed at the end of the first quarter (14-6) for the first time this year and failed to lead at the half for the first time this year.

OFFENSE: Ole Miss has now scored 30+ points in each of its last 10 games, dating back to last year ... The Rebels converted all five red-zone attempts in the game and have now converted 28 of 30 chances this season ... Senior QB **Chad Kelly** finished with 253 yards, completing 18 of 39 attempts with one TD and one INT ... He added a season-high 89 rushing yards and two TDs ... Kelly extended his own school record with his 19th consecutive game throwing a TD pass ... He had the fifth-longest active streak among FBS players entering the weekend ... With three total TDs (1 pass, 2 rush), Kelly moved past Archie Manning on the Rebel list for third-most TDs responsible for in a career (58) ... With 342 total yards, Kelly leaped Romaro Miller for fourth-most total yards in an Ole Miss career with 6,604 ... Senior TE **Evan Engram** had seven catches for 111 yards, 105 of which came in the first half ... His first-quarter 13-yard TD catch was the 12th of his career, tying him for the school record for TD catches by a tight end (Butch Veazey, 1971-73) ... Engram notched his third 100-yard receiving game of the year and sixth of his career ... He moves into a tie for fourth on the all-time Ole Miss charts with Shay Hodge and Mike Wallace ... Senior RB **Akeem Judd** ran 11 times for 41 yards and scored on a second-quarter TD run, his third of the season and sixth of his career.

DEFENSE: The Rebel defense forced Arkansas into converting only five of their 16 third-down chances ... Junior DE **Marquis Haynes** came up with a big fourth-quarter interception, the first INT of his career ... He added five tackles and his team-leading fourth sack of the year ... Sophomore DB **Zedrick Woods** led the team with 10 tackles, his second double-digit effort of the year ... Junior LB **DeMarquis Gates** had seven tackles and his third sack of the season ... Sophomore DT **Breeland Speaks** had four tackles and his first sack of the year, second of his career.

SPECIAL TEAMS: Junior K/P **Gary Wunderlich** made his only FG attempt of the night, a 33-yarder ... He made 3 of 4 PATs, missing the first of his career ... He also punted twice for a 39.0-yard average ... Senior **Carlos Davis** looked to have returned a kickoff 100 yards for his first career score, but after review he had a toe out of bounds at the Ole Miss 39 ... He finished with four kick returns for a 22-yard average ... Junior P **Will Gleeson** punted twice for a 41.5-yard average, landing one inside the 20.

LSU NOTES

GENERAL: This was the 106th all-time meeting between Ole Miss and LSU ... The Tigers now lead the series 60-41-4 all-time and 40-24-1 in Baton Rouge ... In the ninth edition of the Magnolia Bowl that began in 2008, LSU takes a 5-4 lead ... Attendance at Tiger Stadium was 101,720 ... This is the first time Ole Miss has had a losing record after seven games since 2011, the year before **Hugh Freeze** arrived ... Ole Miss' record vs. top-25 opponents falls to 69-153-2 all-time and 11-16 under Freeze ... The Rebels are now 1-4 vs. ranked teams this season ... The Rebels failed to score 30 points for the first time this season ... With no points in the second half, this was the first time Ole Miss was held scoreless in a half since the first half at Florida on Oct. 3 last year ... Ole Miss falls to 7-2 after a loss over the last three seasons ... The Rebels fall to 32-8 under Freeze when they score first.

OFFENSE: It was a tale of two halves for the Rebel offense, which had 13 first downs, 221 yards and 21 points in the first half to six first downs, 104 yards and no points in after the break ... The Rebels converted all three red-zone attempts in the game and have now converted 31 of 33 chances this season ... Senior QB **Chad Kelly** completed 20 of 33 passes for 218 yards with one TD and two INTs ... He added a team-high 56 rushing yards on 12 attempts ... Kelly extended his own school record with his 20th consecutive game throwing a TD pass ... He was tied for the third-longest active streak among FBS players entering the weekend ... Kelly passed John Fourcade into third in school history in career total offense (6,878) and moved into a tie with Jevan Snead for third in passing TDs (46) ... Senior RB **Akeem Judd** ran 13 times for 39 yards and a TD, his fourth of the season and seventh of his career ... Redshirt-freshman **Van Jefferson** had four catches for 43 yards and scored his second TD of the season with a 15-yarder in the first quarter ... Junior WR **Damore'ea Stringfellow** caught four passes for a game-high 92 yards.

DEFENSE: The Ole Miss defense posted two sacks and a season-high 10 tackles for loss ... Junior DE **Marquis Haynes** had three tackles and recovered a fumble, his second straight game recovering a turnover (INT last week) ... He also had a huge sack fumble in the second quarter that led to a Rebel touchdown that tied the score at 21 just before halftime ... Sophomore LB **Detric Bing-Dukes** posted a team-high eight tackles and 2.0 TFLs ... Senior DB **Derrick Jones** had three tackles and his second INT of the season ... Sophomore DE **Victor Evans** forced a fumble for the first time in his career and also had a TFL ... Freshman DB **Jaylon Jones** made three tackles and recovered a fumble for the first time in his career ... Junior LB **DeMarquis Gates** recorded seven tackles, including his fourth sack of the season ... Senior LB **Temario Strong** had six tackles and a career-high 2.5 TFLs ... Of his five career TFLs, four have come against LSU.

SPECIAL TEAMS: Junior K/P **Gary Wunderlich** made both of his field goal attempts, a season-long 46-yarder and a 22-yarder ... He moved into a tie with Tim Montz for sixth in school history with 35 career FGs made ... Senior **Carlos Davis** returned six kicks for a career-high 124 yards and two punts for 16 yards.

AUBURN NOTES

GENERAL: This was the 42nd all-time meeting between Ole Miss and Auburn ... The Tigers now lead 30-11 overall and 11-3 in Oxford ... Attendance at Vaught-Hemingway Stadium was 65,927, second-largest in school history ... This game featured 10 lead changes ... Ole Miss' record vs. top-25 opponents falls to 69-154-2 all-time and 11-17 under Freeze ... The Rebels are now 1-5 vs. ranked teams this season, including an 0-4 mark against ranked SEC West foes ... The Rebels scored first for the seventh time in eight games ... Ole Miss led 22-20 at the half and has still not trailed at halftime this season ... Ole Miss falls to 7-3 after a loss over the last three seasons ... The Rebels fall to 32-9 under Freeze when they score first.

OFFENSE: The Rebels' 465 passing yards broke the school record, previously 440 against Memphis last year ... Ole Miss produced 570 total yards of offense, second-most this season and most against an SEC foe this year ... Senior QB **Chad Kelly** broke Archie Manning's school record for passing yards in a game with 465, notching career highs with 36 completions and a school-record 59 attempts ... The previous passing yard record was Manning's 436 vs. Alabama in 1969 ... Kelly tossed three TDs and one INT ... Kelly completed a pass to a season-high 10 receivers ... Kelly added a team-high 40 rushing yards on 11 attempts ... His total offense of 505 yards is second-most in school history (Archie Manning, 540 yards) ... Kelly extended his own school record with his 21st consecutive game throwing a TD pass ... He came in tied for the third-longest active streak among FBS players ... This was Kelly's 12th career 300-yard passing game, moving him into sole possession of the school record ... Kelly moved up to third in career passing yards (6,574) and seventh in pass attempts (763) ... Senior TE **Evan Engram** had nine catches for 95 yards and scored his sixth TD of the season ... With 700 receiving yards this year, Engram has eclipsed his own single-season school record for yards by a tight end (662 in 2014) ... With his first-quarter TD, Engram took over sole possession of the school record for TD catches by a tight end with 13 ... Engram now has 2,094 career receiving yards, becoming the eighth player in school history to eclipse 2,000 ... His 2,094 total ranks him sixth among all players in school history, passing current Rebel assistant coach Grant Heard ... Junior WR **Damore'ea Stringfellow** had three catches for 40 yards and his eighth career TD catch ... Sophomore WR **DaMarkus Lodge** had three catches for 39 yards and his third career TD reception.

DEFENSE: Junior LB **DeMarquis Gates** led the team with nine tackles with a TFL and a forced fumble ... Senior DE **Fadol Brown** posted five stops and had a big third-down sack in the third quarter to force an Auburn punt.

SPECIAL TEAMS: Junior K/P **Gary Wunderlich** made all three FG attempts (a 20-yarder, 26-yarder and career-long 49-yarder), 2 of 3 PATs and punted once for 49 yards.

GEORGIA SOUTHERN NOTES

GENERAL: This was the first meeting between the two teams ... Ole Miss improved to 31-1-2 against current Sun Belt teams, including 5-0 under head coach **Hugh Freeze** ... Attendance at Vaught-Hemingway Stadium was 60,263 ... The Rebels scored first for the eighth time in nine games ... Ole Miss led 31-21 at the half and has still not trailed at halftime this season ... Ole Miss improved to 8-3 after a loss over the last three seasons and snapped a three-game losing streak ... The Rebels improved to 33-9 under Freeze when they score first.

OFFENSE: Ole Miss converted on five of six chances in the red zone, only because of kneeling to close the game ... Senior QB **Chad Kelly** completed 16 of 23 passes for 226 yards with a TD and no INTs, adding 23 rushing yards and two TDs on six carries ... He left the game late in the third quarter with a knee injury ... Kelly extended his own school record with his 22nd consecutive game throwing a TD pass ... He came in tied for the third-longest active streak among FBS players ... Kelly's touchdown pass was the 50th of his Rebel career ... He also moved up to fourth on the Ole Miss charts with 503 career completions ... Senior TE **Evan Engram** had four catches for 75 yards and scored his seventh TD of the season ... Engram eclipsed the single-season school record for catches by a tight end with 53 ... Previous record was 52 by Barney Poole in 1947 ... Engram moved up to fifth in school history in career receptions (150), passing Bill Flowers (149 from 2001-04) ... Senior RB **Akeem Judd** rushed for a career-high 139 yards on 26 carries with his fifth touchdown of the year ... It's the most rushing yards by a Rebel since Jordan Wilkins had 171 vs. Presbyterian on Nov. 8, 2014 ... Junior WR **Damore'ea Stringfellow** had a game-high five catches for 66 yards.

DEFENSE: Senior DE **Fadol Brown** led the team with a career-high 14 tackles, doubling his previous high of seven from last year's Vanderbilt game ... He recorded 1.5 TFLs and 0.5 sack ... Senior LB **Rommel Mageo** registered 12 tackles with 1.5 TFLs ... Junior LB **DeMarquis Gates** was also in double figures with 11 tackles and 0.5 TFL ... Sophomore DB **Zedrick Woods** had six tackles and snagged his team-leading third interception of the season.

SPECIAL TEAMS: Junior K/P **Gary Wunderlich** made all three FG attempts (from 35, 29 and 38 yards) and all four PAT tries ... He also punted twice for a 40.5-yard average ... Wunderlich moved into a tie for fourth on the school's list of career field goal leaders with 41, tied with Brian Lee (1989-92) ... Senior TE **Hunter Thurley** made his presence known on special teams, collecting his first six career tackles and recovering an onside kick attempt ... Ole Miss had a punt blocked for the first time since 2012 (Texas).

TEXAS A&M NOTES

GENERAL: This was the ninth meeting between the two teams, and Texas A&M now leads 6-3 ... The Rebels have won three in a row in the series ... Ole Miss now leads the series 3-2 since Texas A&M joined the SEC ... Attendance at Kyle Field was 104,892 ... This was the Rebels' first win against an SEC West team this year ... Ole Miss won the time of possession battle for just the second time this year ... The Rebels accumulated 30 first downs to 13 by Texas A&M ... The Rebels scored first for the ninth time in 10 games ... Ole Miss trailed 21-6 at the half, the first time this season that the Rebels have trailed at the half ... This was the sixth time in six SEC games in which Ole Miss' opponent was nationally ranked ... The Rebels are now 2-4 in those games ... Ole Miss improved to 2-5 against top-25 teams this year, 70-154-2 all-time and 12-17 under head coach **Hugh Freeze** ... Ole Miss improved to 1-2 against top-10 foes this year and 5-10 under Freeze ... The Rebels improved to 34-9 under Freeze when they score first.

OFFENSE: Shea Patterson started in his college debut, becoming the first freshman to start at QB for Ole Miss since David Morris in 1998 ... Patterson set Ole Miss records for passing yards (338) and total yards (402) in a single game by a freshman ... He completed 25 of 42 passes and tossed two TDs with one INT ... He also rushed for 64 yards on 15 attempts ... Redshirt-freshman WR **Van Jefferson** caught four passes for 51 yards and a 32-yard TD that brought the Rebels to within two points (28-26) with 5:17 left in the game ... Senior RB **Akeem Judd** rushed 20 times for 100 yards and a fourth-quarter 21-yard TD that brought the Rebels to within two points (21-19) ... This was his third 100-yard game of the year ... Junior WR **Damore'ea Stringfellow** caught five passes for 74 yards and a TD ... Freshman WR **A.J. Brown** had four catches for a game-high and season-high 77 yards ... Senior TE **Evan Engram** had a team-high six catches for 49 yards ... Engram moved into a tie for fourth in school history with Donte Moncrief in career receptions (156) ... Three players saw action at center - sophomore **Javon Patterson** (started), senior **Robert Conyers** and sophomore **Sean Rawlings**.

DEFENSE: The Rebels held the Aggies to seven second-half points, the second straight game in which the Landshark D limited the opponent to single digits ... True freshman DB **Deontay Anderson** snagged his first career interception that sealed the Rebel win with 16 seconds left in the contest ... Senior DE **Fadol Brown** and junior LB **DeMarquis Gates** tied for game-high tackles honors with six apiece ... Junior DE **Marquis Haynes** had three tackles with 2.0 TFLs and a sack, moving into fourth in school history with 35.5 career TFLs and maintaining his hold on third place in the career sacks list with 23.5.

SPECIAL TEAMS: Junior K/P **Gary Wunderlich** nailed a game-winning 39-yard FG, his first career game winner ... He made all three FG attempts (25, 24, 39) ... Wunderlich passed Bryson Rose and Deuce McAllister into third place in school history in career points scored (252) ... He also moved past Rose into third place on the career FGs made list with 44.

VANDERBILT NOTES

GENERAL: This was the 91st meeting between the two teams ... The Rebels now lead 50-39-2 all-time ... Vanderbilt snapped the Rebels' three-game winning streak in the series ... Attendance at Vanderbilt Stadium was 27,763 ... Six true freshmen have now started a game this year, tied for second-most of any team in the country ... This was the Rebels' first game against an unranked SEC opponent this year ... The Rebels scored first for the 10th time in 11 games ... After not trailing at the half in the first nine games of the year, Ole Miss has trailed at halftime in two straight games ... The Rebels fall to 34-10 under Freeze when they score first ... Ole Miss is now 2-19 under Freeze when its opponent scores 30 or more points.

OFFENSE: Shea Patterson made his second straight start to become the second true freshman QB to start multiple games in school history (Tim Ellis in 1974) ... Patterson finished 20 of 42 passes for 222 yards with two TDs and no INTs, adding 32 rushing yards on 13 attempts ... Senior TE **Evan Engram** led all players with six catches and 102 receiving yards, including a 38-yard TD ... His eight TD catches this season are tied for the most by an Ole Miss TE with Butch Veazey (1972) and Barney Poole (1947) ... This was Engram's fourth 100-yard game of the season (T-4th in school history) and seventh of his career (4th in school history) ... Engram moved past Willie Green (1986-89) into fifth place on the Ole Miss career receiving yards chart with 2,320 ... Engram moved into a tie with Mike Wallace (2005-08) into sixth place on the Ole Miss career TD catches chart with 15 ... Senior RB **Akeem Judd** had 97 all-purpose yards (63 rushing, 34 receiving) and a 21-yard TD catch, his first career score through the air and 10th overall score as a Rebel.

DEFENSE: Senior LB **Rommel Mageo** led the team with eight tackles ... Senior DE **Fadol Brown** had four tackles with 2.0 TFLs and a sack ... In the last three games he has 24 tackles, 4.0 TFLs and 1.5 sacks ... Senior DT **D.J. Jones** also added a sack, his second of the season.

SPECIAL TEAMS: Junior K/P **Gary Wunderlich** made his only FG attempt, a 23-yarder to give Ole Miss an early 3-0 lead ... His 20 FGs are tied for second-most in a season in school history ... Senior **Carlos Davis** racked up a career-high 160 all-purpose yards, returning five kickoffs for 137 yards (27-yard average) and one punt for 23 yards ... Davis also recovered a fumble on a Vanderbilt muffed punt return.

MISSISSIPPI STATE NOTES

@CoachHughFreeze

Hugh Freeze refers to his tenure at Ole Miss as a "journey."

Suffice it to say the journey has moved at a quicker pace than even Freeze could have imagined.

A Mississippi native, inspirational leader and one of the nation's top rising coaches, Freeze was the first choice to return championships to Ole Miss Football and was introduced as the Rebels' 37th head coach on December 5, 2011.

In the time since Freeze inherited a team coming off a two-win season and 14 straight Southeastern Conference losses, the Rebels have made four straight bowl appearances and won three of them. The team's win total under Freeze has risen as consistently as possible – from seven in 2012 to eight in 2013, nine in 2014 to 10 last season.

Freeze is the first coach in school history to guide the Rebels to a bowl game in each of his first four seasons, including wins in the BBVA Compass, Music City and Sugar. Ole Miss is one of five programs in the country (along with Alabama, Florida State, Michigan State and Ohio State) to make consecutive New Year's Six bowl appearances in the first two years of the College Football Playoff system.

Freeze's 34 wins in his first four seasons at Ole Miss – which include a number of landmark victories over programs such as Alabama, LSU and Texas – are the most by a Rebel head coach in his first four seasons.

Freeze's teams have shattered most of the offensive school records and had the nation's No. 1 scoring defense in 2014. His high-flying tempo offense has helped shine the college football spotlight brightly on quarterbacks Bo Wallace and Chad Kelly and receivers Donte Moncrief, Laquon Treadwell, Evan Engram and others.

Seven Ole Miss players have been selected in the NFL Draft since Freeze arrived as head coach, including 2016 first-rounders Laremy Tunsil, Treadwell and Robert Nkemdiche.

Freeze and his staff have collected four straight recruiting classes ranked among the top 15 in the nation. The 2013 and 2016 classes were both among the top five in the country, which makes them the best two classes in recorded program history.

A total of 97 players have earned their University of Mississippi degrees since Freeze's arrival, while the 2016 spring semester saw the team earn its highest cumulative grade point average in recorded history. Freeze's staff has brought stability to the program's academic standing and has emphasized the value of good character and brotherly love throughout all aspects of the team. Many players volunteer their time to community service projects in the Oxford area, and 19 players have participated in mission trips to Panama and Haiti over the last three spring breaks.

Freeze, a noted speaker and recruiter throughout his career, has enjoyed success at nearly every coaching level over the past 20 years, from high school to NAIA to FBS, and each stop has featured a high-scoring offense and the ability to motivate young people. Before returning to Oxford, the former Ole Miss assistant experienced a record-setting run at Arkansas State. With Freeze as head coach in 2011, the Red Wolves captured the Sun Belt Conference championship and became just the third school in Sun Belt history to finish undefeated in league play with an 8-0 mark. In the best debut season ever by an A-State head coach, Freeze became just the 14th FBS first-year head coach to win 10 regular season games. The Sun Belt Coach of the Year also returned ASU to a bowl game for the first time since 2005.

HEAD COACH HUGH FREEZE

PERSONAL INFORMATION

BORN: Sept. 27, 1969
HOMETOWN: Independence, Miss.
FAMILY: Wife, Jill (Vaughn); daughters Ragan (8/27/98); Jordan (9/27/99); Madison (12/27/02)
EDUCATION:
Senatobia High School (1988)
Northwest Mississippi C.C. (1990)
Southern Miss (1992) – B.S. in Mathematics

COACHING EXPERIENCE

Briarcrest Christian High School (Head Coach, 1995-2004; Assistant Coach, 1992-94)
Ole Miss (Assistant Coach/Recruiting Coordinator, 2006-07; Assistant Athletics Director for Football External Affairs, 2005; Head Coach 2012-Present)
Lambuth (Head Coach, 2008-09)
San Jose State (Assistant Coach/Offensive Coordinator, Dec. 2009 - Feb. 2010)
Arkansas State (Head Coach, 2011; Off. Coordinator, 2010)

YEAR-BY-YEAR COLLEGIATE COACHING

Year	School	Record	Finish
2008	Lambuth	8-4	2nd MWC West
2009	Lambuth	12-1	1st MWC West
2011	Arkansas State	10-2	1st Sun Belt
2012	Ole Miss	7-6	5th SEC West
2013	Ole Miss	8-5	T-5th SEC West
2014	Ole Miss	9-4	3rd SEC West
2015	Ole Miss	10-3	2nd SEC West
2016	Ole Miss	5-6	
Totals (8 seasons)		**69-31 (.690)**	

COACHING HONORS

2013 Grant Teaff Coach of the Year
2011 Sun Belt Conference Coach of the Year
2009 AFCA Southeast Region Coach of the Year
2009 Mid-South Conference Coach of the Year
5-Time Region 8-AA Coach of the Year
4-Time Associated Press HS Coach of the Year

COREY BATOON
Safeties/Special Teams Coord.

MAURICE HARRIS
Tight Ends/Recruiting Coord. for Offense

GRANT HEARD
Wide Receivers

JASON JONES
Co-Defensive Coord./ Cornerbacks

CHRIS KIFFIN
Defensive Line/Recruiting Coord. for Defense

MATT LUKE
Co-Offensive Coord./ Offensive Line

DERRICK NIX
Running Backs

DAN WERNER
Co-Offensive Coord./ Quarterbacks

DAVE WOMMACK
Defensive Coord./ Linebackers

Offensive GA: John Kyle Davis
Offensive GA: Emmanuel McCray
Defensive GA: Davis Merritt
Defensive GA: Christian Robinson
Head Strength Coach: Paul Jackson
Asst. AD/HS & JC Relations: Barney Farrar
Asst. AD/Player Development: Tom Luke
Asst. AD/Football Operations: John Miller
Asst. AD/Recruiting Operations: Chris Rippon
Asst. AD/Player Personnel: Lee Wilbanks

Head Athletic Trainer: Pat Jernigan
Assoc. Player Pers. Analyst: Bruce Johnson
Assoc. Player Pers. Analyst: Sean Patterson
Player Personnel Analyst: Ben Aigamaua
Player Personnel Analyst: Robert Ratliff
Intern: Brennon Chapman
Intern: Andrew Rhodes

UPDATED DEPTH CHART

OFFENSE

WR	3	Damore'ea Stringfellow (6-2, 219, JR-1L)
	1	A.J. Brown (6-1, 225, FR-HS)
LT	74	Greg Little (6-6, 332, FR-HS) ***OR***
	73	Rod Taylor (6-3, 329, JR-2L)
LG	70	Jordan Sims (6-4, 323, SO-1L) ***OR***
	79	Javon Patterson (6-3, 307, SO-1L)
	55	Tyler Putman (6-4, 308, FR-RS)
C	79	Javon Patterson (6-3, 307, SO-1L) ***OR***
	75	Robert Conyers (6-5, 298, SR-3L)
	63	Jacob Feeley (6-2, 287, SR-1L)
RG	76	Daronte Bouldin (6-5, 318, JR-2L) ***OR***
	70	Jordan Sims (6-4, 323, SO-1L)
RT	67	Alex Givens (6-6, 297, FR-RS) ***OR***
	50	Sean Rawlings (6-5, 286, SO-1L)
TE	17	Evan Engram (6-3, 235, SR-3L)
	84	Hunter Thurley (6-4, 249, SR-1L)
WR	8	Quincy Adeboyejo (6-3, 195, SR-3L)
	5	DaMarkus Lodge (6-2, 190, SO-1L)
SLOT	12	Van Jefferson (6-2, 192, FR-RS)
	11	Markell Pack (6-2, 184, JR-2L)
QB	20	Shea Patterson (6-2, 200, FR-HS)
	7	Jason Pellerin (6-4, 230, FR-RS)
RB	21	Akeem Judd (5-11, 224, SR-1L)
	23	Eugene Brazley (5-9, 192, JR-2L)

DEFENSE

DE	10	Marquis Haynes (6-3, 222, JR-2L)
	14	Victor Evans (6-3, 240, SO-1L)
DT	95	Benito Jones (6-2, 308, FR-HS) ***OR***
	9	Breeland Speaks (6-3, 290, SO-1L)
NT	93	D.J. Jones (6-0, 321, SR-1L)
	94	Issac Gross (6-1, 263, SR-4L)
DE	6	Fadol Brown (6-4, 268, SR-2L)
	42	Garrald McDowell (6-2, 261, SO-1L)
OLB (Stinger)	3	DeMarquis Gates (6-2, 211, JR-2L)
	24	Tayler Polk (6-1, 216, SR-1L)
	22	Ray Ray Smith (6-2, 216, JR-2L)
MLB	8	Rommel Mageo (6-2. 233, GR-TR)
	43	Detric Bing-Dukes (6-1, 247, SO-JC) ***OR***
	17	Willie Hibbler (6-3, 231, FR-RS)
Nickel (Huskie)	12	Tony Conner (6-0, 213, SR-3L)
	30	A.J. Moore (5-11, 199, JR-2L)
	25	Montrell Custis (6-0, 175, FR-RS)
CB	31	Jaylon Jones (5-11, 177, FR-HS) ***OR***
	1	Tony Bridges (6-0, 185, SR-1L)
	23	Carlos Davis (5-8, 170, SR-3L)
Rover	15	Myles Hartsfield (5-11, 199, FR-HS)
	2	Deontay Anderson (6-1, 211, FR-HS)
FS	36	Zedrick Woods (5-11, 203, SO-1L)
	4	C.J. Hampton (6-0, 186, JR-2L)
CB	19	Derrick Jones (6-2, 188, SR-3L) ***OR***
	7	Jalen Julius (5-10, 180, FR-RS)
	13	Kailo Moore (5-10, 194, SR-3L)

SPECIALISTS

PK	97	Gary Wunderlich (6-0, 193, JR-2L)
	91	Nathan Noble (6-3, 229, SR-3L)
P	94	Will Gleeson (6-3, 189, JR-2L)
	97	Gary Wunderlich (6-0, 193, JR-2L)
KO	91	Nathan Noble (6-3, 229, SR-3L)
	97	Gary Wunderlich (6-0, 193, JR-2L)
Holder	94	Will Gleeson (6-3, 189, JR-2L)
	91	Nathan Noble (6-3, 229, SR-3L)
LS	53	Will Few (6-3, 236, SR-1L)
	57	Chadwick Lamar (6-1, 206, SO-1L)
KR	23	Carlos Davis (5-8, 170, SR-3L)
	13	Kailo Moore (5-10, 194, SR-3L)
PR	23	Carlos Davis (5-8, 170, SR-3L)
	12	Van Jefferson (6-2, 192, FR-RS)

PRONUNCIATION GUIDE

Quincy ADEBOYEJO	add-ah-BOY-joe
DARONTE BOULDIN	duh-RON-tay BOWL-din
Eugene BRAZLEY	BRAZZ-lee
FADOL Brown	fuh-DOLL
Greg EISWORTH	EYES-worth
DONTA Evans	DON-tay
DEMARQUIS Gates	de-MARR-kiss
ISSAC Gross	EYE-zak
MARQUIS Haynes	mar-KEESE
ROMMEL MAGEO	ROE-mohl mung-YAY-oh
GARRALD McDowell	jer-AULD
KAILO Moore	KAY-low
Jason PELLERIN	PELL-uh-rin
QAADIR Sheppard	ka-DEER
DAMORE'EA Stringfellow	duh-MORE-ee-ay
TEMARIO Strong	teh-MARR-ee-oh
Dave WOMMACK	WAUM-uck

ALPHABETICAL

No.	Name	Pos.
8	Quincy Adeboyejo	WR
2	Deontay Anderson	DB
83	Gabe Angel	TE
44	Alex Ashlock	LB
43	Detric Bing-Dukes	LB
81	Trey Bledsoe	WR
76	Daronte Bouldin	OL
23	Eugene Brazley	RB
1	Tony Bridges	DB
1	A.J. Brown	WR
6	Fadol Brown	DE
96	Mac Brown	P
25	D.K. Buford	RB
77	Talbot Buys	OL
21	Terry Caldwell	LB
99	Justin Charette	K
92	Josiah Coatney	DL
12	Tony Conner	DB
75	Robert Conyers	OL
15	Octavious Cooley	TE
34	Shawn Curtis	DE
25	Montrell Custis	DB
62	Kamden Darney	LS
23	Carlos Davis	DB
16	Drew Davis	QB
37	Luke Davis	LB
54	Jack DeFoor	OL
90	Ross Donelly	DT
11	Greg Eisworth	DB
17	Evan Engram	TE
35	Donta Evans	LB
14	Victor Evans	DE
63	Jacob Feeley	C
53	Will Few	LS
87	D.J. Forté	DL
39	Kweisi Fountain	DB
3	DeMarquis Gates	LB
67	Alex Givens	OL
94	Will Gleeson	P
94	Issac Gross	DT
4	C.J. Hampton	DB
89	Korbin Harmon	DE
15	Myles Hartsfield	DB
10	Marquis Haynes	DE
96	Jordan Hebert	DT
17	Willie Hibbler	LB
80	Michael Howard	OL
93	Tyler Jackson	K
12	Van Jefferson	WR
61	Eli Johnson	C
26	Martin Johnson	RB
54	Sam Johnson	OL
95	Benito Jones	DT
93	D.J. Jones	DT
19	Derrick Jones	DB
31	Jaylon Jones	DB
21	Akeem Judd	RB
7	Jalen Julius	DB
10	Chad Kelly	QB
85	Dawson Knox	TE

NUMERICAL ROSTER

No.	Name	Pos.	Ht.	Wt.	Yr.	Hometown/Previous School(s)
1	Tony Bridges	DB	6-0	185	SR-1L	Collins, Miss./Hattiesburg/Mississippi Gulf Coast CC
1	A.J. Brown	WR	6-1	225	FR-HS	Starkville, Miss./Starkville
2	Deontay Anderson	DB	6-1	211	FR-HS	Houston, Texas/Manvel
3	DeMarquis Gates	LB	6-2	216	JR-2L	Hampton, Ga./Lovejoy
3	Damore'ea Stringfellow	WR	6-2	219	JR-1L	Perris, Calif./Rancho Verde/Washington
4	C.J. Hampton	DB	6-0	186	JR-2L	Meridian, Miss./Meridian
4	Tré Nixon	WR	6-1	170	FR-HS	Viera, Fla./Viera
5	DaMarkus Lodge	WR	6-2	190	SO-1L	Cedar Hill, Texas/Cedar Hill
5	Ken Webster	DB	5-11	195	JR-2L	Decatur, Ga./Stockbridge
6	Fadol Brown	DE	6-4	268	SR-2L	Charleston, S.C./Burke/FIU
7	Jalen Julius	DB	5-10	180	FR-RS	Winter Garden, Fla./West Orange
7	Jason Pellerin	QB	6-4	230	FR-RS	New Iberia, La./New Iberia Catholic
8	Quincy Adeboyejo	WR	6-3	195	SR-3L	Cedar Hill, Texas/Cedar Hill
8	Rommel Mageo	LB	6-2	233	GR-TR	Pago Pago, American Samoa/Samoana/Oregon State
9	Breeland Speaks	DT	6-3	290	SO-1L	Jackson, Miss./Callaway
10	Marquis Haynes	DE	6-3	222	JR-2L	Jacksonville, Fla./Fork Union Military Academy
10	Chad Kelly	QB	6-2	224	SR-1L	Buffalo, N.Y./St. Joseph's/Clemson/East Mississippi CC
11	Greg Eisworth	DB	5-11	189	FR-HS	Grand Prairie, Texas/South Grand Prairie
11	Markell Pack	WR	6-2	184	JR-2L	Purvis, Miss./Purvis
12	Tony Conner	DB	6-0	213	SR-3L	Batesville, Miss./South Panola
12	Van Jefferson	WR	6-2	192	FR-RS	Brentwood, Tenn./Ravenwood
13	Kailo Moore	DB	5-10	194	SR-3L	Rosedale, Miss./West Bolivar
13	Grant Restmeyer	QB	6-4	221	FR-HS	McKinney, Texas/McKinney Boyd
14	Victor Evans	DE	6-3	240	SO-1L	Dallas, Texas/Skyline
14	D.K. Metcalf	WR	6-4	210	FR-HS	Oxford, Miss./Oxford
15	Octavious Cooley	TE	6-3	246	FR-HS	Laurel, Miss./Laurel
15	Myles Hartsfield	DB	5-11	199	FR-HS	Sayreville, N.J./East Coast Prep
16	Drew Davis	QB	6-1	212	SR-1L	Bonita Springs, Fla./East Chapel Hill/North Carolina/Coffeyville CC
16	Jacob Mathis	TE	6-4	233	FR-HS	Tampa, Fla./Berkeley Prep
17	Evan Engram	TE	6-3	235	SR-3L	Powder Springs, Ga./Hillgrove
17	Willie Hibbler	LB	6-3	231	FR-RS	Sardis, Miss./North Panola
19	Derrick Jones	DB	6-2	188	SR-3L	Eupora, Miss./Eupora
20	Shea Patterson	QB	6-2	200	FR-HS	Shreveport, La./IMG Academy
21	Terry Caldwell	LB	6-1	216	SR-1L	Wilmington, N.C./John T. Hoggard/Charlotte/Northwest Mississippi CC
21	Akeem Judd	RB	5-11	224	SR-1L	Durham, N.C./Southern/Georgia Military College
22	Ray Ray Smith	LB	6-2	216	JR-2L	Florence, Ala./Florence
22	Jordan Wilkins	RB	6-1	215	JR-2L	Cordova, Tenn./St. Benedict at Auburndale
23	Eugene Brazley	RB	5-9	192	JR-2L	New Orleans, La./G.W. Carver
23	Carlos Davis	DB	5-8	170	SR-3L	Birmingham, Ala./Huffman
24	Tayler Polk	LB	5-11	212	JR-2L	Magee, Miss./Brandon
24	Eric Swinney	RB	5-9	210	FR-RS	Riverdale, Ga./Sandy Creek
25	D.K. Buford	RB	5-11	223	SO-1L	Oxford, Miss./Lafayette
25	Montrell Custis	DB	6-0	175	FR-RS	Jonesboro, Ga./Lovejoy
26	Martin Johnson	RB	6-0	194	SR-1L	Preston, Miss./Nanih Waiya/East Central CC
26	C.J. Moore	DB	5-11	193	JR-2L	Bassfield, Miss./Bassfield
26	Jarrion Street	RB	6-2	202	FR-HS	Trussville, Ala./Hewitt-Trussville
27	Cale Luke	WR	6-1	199	JR-1L	Clinton, Miss./Clinton
28	Cam Ordway	DB	5-11	184	SO-1L	Pulaski, Tenn./Giles County
28	D'Vaughn Pennamon	RB	5-11	223	FR-HS	Houston, Texas/Manvel
29	Armani Linton	DB	6-2	215	FR-RS	Walnut, Miss./Walnut
30	A.J. Moore	DB	5-11	199	JR-2L	Bassfield, Miss./Bassfield
31	Jaylon Jones	DB	5-11	177	FR-HS	Dallas, Texas/Allen
32	Temario Strong	LB	6-0	225	SR-3L	Batesville, Miss./South Panola
33	John-Patrick Sherling	LB	5-11	221	JR-1L	Fairhope, Ala./Fairhope
33	Nathan Vanderburg	RB	5-7	176	JR-Sq.	Olive Branch, Miss./Desoto Central
34	Shawn Curtis	DE	6-2	250	FR-RS	Doral, Fla./Ronald W. Reagan
35	Donta Evans	LB	6-1	228	FR-HS	Lawrenceville, Ga./Archer
36	Zedrick Woods	DB	5-11	203	SO-1L	Lake City, Fla./Columbia
37	Luke Davis	LB	6-2	215	JR-1L	Trussville, Ala./Hewitt-Trussville
38	John Youngblood	DE	6-3	255	SR-3L	Trussville, Ala./Hewitt-Trussville

No.	Name	Pos.	Ht.	Wt.	Yr.	Hometown/Previous School(s)
39	Kweisi Fountain	DB	6-1	195	JR-HS	Biloxi, Miss./Biloxi
41	Antwain Smith	DB	5-7	187	JR-Sq.	Southaven, Miss./DeSoto Central
42	Garrald McDowell	DE	6-2	261	SO-1L	Covington, La./Covington
43	Detric Bing-Dukes	LB	6-1	247	SO-JC	Tucker, Ga./Tucker/Georgia/Iowa Western CC
43	Ty Quick	TE	6-3	257	JR-2L	Terry, Miss./Copiah Academy
44	Alex Ashlock	LB	6-1	212	JR-Sq.	Cordova, Tenn./St. Benedict/Chattanooga
45	Tyler Pittman	DL	5-11	230	JR-Sq.	Kossuth, Miss./Kossuth/Bethel University
48	Jack Raborn	LB	6-1	220	SO-Sq.	Advance, N.C./Mt. Tabor
50	Sean Rawlings	OL	6-5	286	SO-1L	Madison, Miss./Madison Ridgeland Academy
52	Austrian Robinson	DT	6-4	280	FR-RS	New York, N.Y./Trinity-Pawling School
53	Will Few	LS	6-3	242	SR-1L	Augusta, Ga./Aquinas
54	Jack DeFoor	OL	6-5	281	FR-HS	Calhoun, Ga./Calhoun
54	Sam Johnson	OL	6-1	268	FR-RS	Nashville, Tenn./Christ Presbyterian Academy
55	Tyler Putman	OL	6-4	308	SO-Sq.	Olive Branch, Miss./DeSoto Central
57	Chadwick Lamar	LS	6-1	206	SO-1L	Oxford, Miss./Oxford
58	Mike Taylor	LS	6-1	181	FR-RS	Jackson, Tenn./University School of Jackson
61	Eli Johnson	C	6-1	289	FR-HS	Taylor, Miss./Lafayette
62	Kamden Darney	LS	6-1	227	FR-RS	Upland, Calif./Loyola
63	Jacob Feeley	C	6-2	287	SR-1L	Picayune, Miss./Picayune Memorial/East Mississippi CC
67	Alex Givens	OL	6-6	297	FR-RS	Nashville, Tenn./Nashville Christian School
68	Chandler Tuitt	OL	6-4	301	FR-HS	Fayetteville, Ga./Sandy Creek
70	Jordan Sims	OL	6-4	323	SO-1L	Homewood, Ala./Homewood
71	Bryce Mathews	OL	6-6	275	FR-HS	Brentwood, Tenn./Brentwood Academy
72	Royce Newman	OL	6-5	284	FR-HS	Nashville, Ill./Nashville Community
73	Rod Taylor	OL	6-3	329	JR-2L	Jackson, Miss./Callaway
74	Greg Little	OL	6-6	332	FR-HS	Allen, Texas/Allen
75	Robert Conyers	OL	6-5	298	SR-3L	Miami, Fla./Braddock
76	Daronte Bouldin	OL	6-5	318	JR-2L	Canton, Miss./Canton
77	Talbot Buys	OL	6-8	313	SR-2L	Vicksburg, Miss./Porters Chapel/Holmes CC
78	Jeremy Liggins	OL	6-3	310	SR-2L	Oxford, Miss./Lafayette/Northeast Mississippi CC
79	Javon Patterson	OL	6-3	307	SO-1L	Petal, Miss./Petal
80	Michael Howard	OL	6-5	250	FR-RS	Green Cove Springs, Fla./Clay
80	Elliot Markuson	LB	6-0	222	JR-2L	Oxford, Miss./Lafayette
81	Trey Bledsoe	WR	6-1	205	JR-2L	Grenada, Miss./Grenada
83	Gabe Angel	TE	6-3	238	FR-HS	Lebanon, Tenn./Cookeville
84	Hunter Thurley	TE	6-4	249	SR-1L	Nashville, Tenn./Christ Presbyterian/Wofford
85	Dawson Knox	TE	6-4	243	FR-RS	Nashville, Tenn./Brentwood Academy
85	Alex Weber	WR	6-1	180	SO-1L	Lake City, Fla./Columbia
86	Walker Rynd	WR	6-3	175	FR-HS	Fort Worth, Texas/All Saints' Episcopal
87	D.J. Forté	DL	6-2	266	FR-HS	Atlanta, Ga./Sandy Creek
88	Ty Reyes	DE	6-1	245	FR-HS	Marietta, Ga./Sprayberry
89	Korbin Harmon	DE	6-4	235	FR-HS	Oxford, Miss./Oxford
89	Taz Zettergren	TE	6-3	218	SR-3L	Senatobia, Miss./Magnolia Heights School
90	Ross Donelly	DT	6-1	306	SO-1L	Houston, Texas/Cy-Fair
90	Jack Propst	LS	5-11	200	FR-HS	Brentwood, Tenn./Brentwood Academy
91	Nathan Noble	K	6-3	229	SR-3L	Greenville, Miss./Washington School
92	Josiah Coatney	DL	6-4	293	SO-JC	Douglasville, Ga./Chapel Hill/Holmes CC
92	Luke Logan	K	5-11	189	FR-HS	Hattiesburg, Miss./Presbyterian Christian
93	Tyler Jackson	K	5-11	191	SR-Sq.	Oxford, Miss./Lafayette/BYU/Itawamba CC
93	D.J. Jones	DT	6-0	321	SR-1L	Greenville, S.C./Wren/East Mississippi CC
94	Will Gleeson	P	6-3	189	JR-2L	Melbourne, Australia/Viewbank College
94	Issac Gross	DT	6-1	263	SR-4L	Batesville, Miss./South Panola
95	Benito Jones	DT	6-2	308	FR-HS	Waynesboro, Miss./Wayne County
95	Isaac Way	K	5-9	164	FR-HS	Franklin, Tenn./Brentwood Academy
96	Mac Brown	P	6-3	186	FR-HS	Eden Prairie, Minn./Saint Thomas Academy
96	Jordan Hebert	DT	5-11	291	SO-1L	Klein, Texas/Klein
97	Qaadir Sheppard	DE	6-3	254	SO-TR	Bronx, N.Y./Iona Prep/Syracuse
97	Gary Wunderlich	K/P	6-0	193	JR-2L	Memphis, Tenn./Memphis University School
98	Grant Warren	P	6-1	208	JR-Sq.	Pascagoula, Miss./Pascagoula
98	Charles Wiley	DE	6-2	253	FR-HS	Stockbridge, Ga./Stockbridge
99	Justin Charette	K	5-10	183	FR-HS	Little Rock, Ark./Pulaski Academy
99	Herbert Moore	DT	6-1	318	JR-1L	Memphis, Tenn./Memphis East

No.	Name	Pos.
57	Chadwick Lamar	LS
78	Jeremy Liggins	OL
29	Armani Linton	DB
74	Greg Little	OL
5	DaMarkus Lodge	WR
92	Luke Logan	K
27	Cale Luke	WR
8	Rommel Mageo	LB
80	Elliot Markuson	LB
71	Bryce Mathews	OL
16	Jacob Mathis	TE
42	Garrald McDowell	DE
14	D.K. Metcalf	WR
30	A.J. Moore	DB
26	C.J. Moore	DB
99	Herbert Moore	DT
13	Kailo Moore	DB
72	Royce Newman	OL
4	Tré Nixon	WR
91	Nathan Noble	K
28	Cam Ordway	DB
11	Markell Pack	WR
79	Javon Patterson	OL
20	Shea Patterson	QB
7	Jason Pellerin	QB
28	D'Vaughn Pennamon	RB
45	Tyler Pittman	DL
24	Tayler Polk	LB
90	Jack Propst	LS
55	Tyler Putman	OL
43	Ty Quick	TE
48	Jack Raborn	LB
50	Sean Rawlings	OL
13	Grant Restmeyer	QB
88	Ty Reyes	DE
52	Austrian Robinson	DT
86	Walker Rynd	WR
97	Qaadir Sheppard	DE
33	John-Patrick Sherling	LB
70	Jordan Sims	OL
41	Antwain Smith	DB
22	Ray Ray Smith	LB
9	Breeland Speaks	DT
26	Jarrion Street	RB
3	Damore'ea Stringfellow	WR
32	Temario Strong	LB
24	Eric Swinney	RB
58	Mike Taylor	LS
73	Rod Taylor	OL
84	Hunter Thurley	TE
68	Chandler Tuitt	OL
33	Nathan Vanderburg	RB
98	Grant Warren	P
95	Isaac Way	K
85	Alex Weber	WR
5	Ken Webster	DB
98	Charles Wiley	DE
22	Jordan Wilkins	RB
36	Zedrick Woods	DB
97	Gary Wunderlich	K/P
38	John Youngblood	DE
89	Taz Zettergren	TE

LAST MEETING:
#18 OLE MISS 38, #21 MISSISSIPPI STATE 27

Game #12 • Nov. 28, 2015
Attendance: 62,265 • Davis Wade Stadium • Starkville, Miss.

STARKVILLE, Miss. - For the first time in 12 years, Ole Miss left Starkville with a victory. Not just any win, but a statement Egg Bowl win, 38-27 over No. 21 Mississippi State at Davis Wade Stadium.

In a game in which the Rebels looked cool, calm and collected early following a 21-point first quarter, the Bulldogs didn't go away quietly. After a 28-3 halftime score, Mississippi State (8-4, 4-4 SEC) responded with 10 unanswered points. But, thanks to a responsive effort from the Landshark D and Rebel offense, No. 18 Ole Miss never lost momentum, surging to its second-straight Egg Bowl win and first in Starkville since the 2003 season.

To add to the historic night, the Ole Miss offense, which broke the single-season total offense record with 6,177 yards, scored its most points in Starkville since 1971.

Junior quarterback Chad Kelly, who broke the school record for passing yards in a season and moved into the top six in SEC history in total yards, finished the night 21-of-30 for 236 yards and two touchdowns. He also added 74 yards on the ground on 11 attempts with one score. Jaylen Walton led the squad with 93 yards on the ground off 16 attempts.

Damore'ea Stringfellow had a career night, hauling in a career-high 84 yards and two scores to lead the receiving corps, while Walton added 34 yards off five catches. As a unit the Rebels posted 479 yards with a balanced effort of 243 on the ground and 236 through the air.

Ole Miss' defense had a big night forcing two Bulldog turnovers and tallying a season-high seven sacks. The Rebels created defensive havoc and got on the board quick after DeMarquis Gates forced a Dak Prescott fumble recovered by Chief Brown. One minute after, Kelly raced in 27 yards on the ground to cap a four-play drive and give Ole Miss a 7-0 lead. The Rebels never trailed.

Ole Miss	21	7	3	7	—	38
Mississippi State	0	3	10	14	—	27

1st Quarter			**V-H**
11:09	OM	C. Kelly 27-yard run (G. Wunderlich kick)	7-0
5:10	OM	D. Stringfellow 2-yard pass from C. Kelly (G. Wunderlich kick)	14-0
3:05	OM	T. Bridges 45-yard interception return (G. Wunderlich kick)	21-0
2nd Quarter			
14:17	MSU	W. Graves 22-yard field goal	21-3
10:45	OM	D. Stringfellow 36-yard pass from C. Kelly (G. Wunderlich kick)	28-3
3rd Quarter			
11:54	MSU	D. Prescott 1-yard run (W. Graves kick)	28-10
5:42	MSU	W. Graves 27-yard field goal	28-13
2:45	OM	G. Wunderlich 48-yard field goal	31-13
4th Quarter			
13:22	OM	J. Wilkins 38-yard run (G. Wunderlich kick)	38-13
9:38	MSU	M. Dear 13-yard pass from D. Prescott (W. Graves kick)	38-20
1:17	MSU	M. Dear 7-yard pass from D. Prescott (W. Graves kick)	38-27

Team Stats	**OM**	**MSU**
First Downs	26	21
Rushes-Yards	37-243	34-148
Passing Yards	236	254
Comp.-Att.-Int.	21-30-0	31-42-1
Total Plays-Yards	67-479	76-402
Fumbles-Lost	2-0	1-1
Penalties-Yards	3-11	6-50
Punts-Avg.	3-22.7	3-49.3
Punt Returns-Avg.	2-0.0	1-15.0
KO Returns-Avg.	1-9.0	3-23.0
Interceptions-Yds.	1-45	0-0
Possession Time	30:26	29:34
3rd Down Conv.	6-12	7-16
4th Down Conv.	0-0	2-3
Sacks By-Yards	7-41	0-0

Individual Leaders

Rushing
OM: J. Walton, 16-93
C. Kelly, 11-74 (TD)
J. Wilkins, 5-54 (TD)
MSU: D. Prescott, 21-63 (TD)
B. Holloway, 10-55

Passing
OM: C. Kelly, 21-30-0-236 (2 TDs)
MSU: D. Prescott, 31-42-1-254 (2 TDs)

Receiving
OM: D. Stringfellow, 5-84 (2 TDs)
J. Walton, 5-34
MSU: F. Ross, 12-117
D. Wilson, 5-65

LAST GAME:
VANDERBILT 38, OLE MISS 17

Game #11 • Nov. 19, 2016
Attendance: 27,763 • Vanderbilt Stadium • Nashville, Tenn.

NASHVILLE, Tenn.--Ole Miss scored the first 10 points of the game, but the Rebels couldn't overcome 31 unanswered points by Vanderbilt, falling 38-17 Saturday night in a Southeastern Conference showdown.

Mackey Award semifinalist Evan Engram recorded his seventh career 100-yard receiving game, hauling in six catches for 102 yards and a touchdown. The senior tight end was Shea Patterson's favorite receiver on the night. In his second career start, the true freshman completed 20 of 42 for 222 with two touchdowns. Senior running back Akeem Judd totaled 97 yards of offense, rushing 10 times for 63 yards and making three receptions for 34 yards.

Ralph Webb ran for 123 yards and three touchdowns for Vanderbilt. Quarterback Kyle Shurmur added 273 yards and a pair of touchdowns through the air.

Patterson led the Rebels 75 yards down the field on the opening drive, using his feet as well as his arm. The freshman rushed three times for 19 yards, while completing a pair of passes for 22 yards. Judd contributed on the ground with a pair of carries for 34 yards. However, Vanderbilt limited Ole Miss to a field goal as Gary Wunderlich connected on a 23-yard boot.

Ole Miss increased its lead to double digits after taking advantage of a Vanderbilt miscue. After the Commodores forced a fourth down, Carlos Davis recovered a muffed punt to bring the Rebel offense back onto the field. Ole Miss took advantage of the turnover as Patterson found a wide-open Judd for a 21-yard strike. With 6:51 left in the opening quarter, Ole Miss held a 10-0 advantage.

Getting the ball to start the second half, Vanderbilt marched 90 yards down the field for a touchdown and controlled the entire third quarter. Scoring 17 points and holding the Rebel offense in check, the Commodores built its lead to three touchdowns, 31-10.

On the second play of the fourth quarter, Patterson scrambled and launched a deep ball into the end zone. Engram leaped and made an incredible catch for the 38-yard touchdown to slice

Ole Miss	10	0	0	7	-	17
Vanderbilt	7	7	17	7	-	38

1st Quarter			**V-H**
10:51	OM	Gary Wunderlich 23 yd field goal	3-0
06:51	OM	A. Judd 21 yd pass from S. Patterson (G. Wunderlich kick)	10-0
00:30	VANDY	R. Webb 4 yd run (T. Openshaw kick)	10-7
2nd Quarter			
06:16	VANDY	T. Sherfield 5 yd pass from K. Shurmur (T. Openshaw kick)	10-14
3rd Quarter			
10:48	VANDY	R. Webb 11 yd run (T. Openshaw kick)	10-21
08:03	VANDY	T. Openshaw 24 yd field goal	10-24
02:11	VANDY	R. Webb 1 yd run (T. Openshaw kick)	10-31
4th Quarter			
14:44	OM	E. Engram 38 yd pass from S. Patterson (G. Wunderlich kick)	17-31
08:36	VANDY	B. McElwain 3 yd pass from K. Shurmur (T. Openshaw kick)	17-38

Team Stats	**OM**	**VANDY**
First Downs	18	22
Rushes-Yards	27-90	46-208
Passing Yards	273	273
Comp.-Att.-Int.	26-51-0	17-30-0
Total Plays-Yards	78-363	76-481
Fumbles-Lost	1-1	2-1
Penalties-Yards	6-51	5-40
Punts-Avg.	7-42.4	8-36.6
Punt Returns-Avg.	1-23	1-5
KO Returns-Avg.	5-27.4	3-15.0
Interceptions-Yds.	0-0	0-0
Possession Time	25:11	34:49
3rd Down Conv.	5 of 18	5 of 15
4th Down Conv.	0 for 3	1 for 1
Sacks By-Yards	2-15	3-17

Individual Leaders

Rushing
OM: A. Judd, 10-63
S. Patterson, 13-51

VANDY: R. Webb, 20-125 (3 TD)
D. Sims, 10-50

Passing
OM: S. Patterson, 20-42-0-222 (2 TDs)
VANDY: K. Shurmur, 17-30-0-273 (2 TDs)

Receiving
OM: E. Engram, 6-102 (TD)
V. Jefferson, 6-52
VANDY: C.J. Duncan, 4-40
C. Scott, 3-47

THE LAST TIME

THE LAST TIME OLE MISS HAD . . .

30 or more first downs . . . . . Texas A&M, 2016 (30)
500 yards rushing . . . . . Auburn, 1951 (515)
400 yards rushing . . . . . Presbyterian, 2014 (402)
300 yards rushing . . . . . UT Martin, 2015 (338)
200 yards rushing . . . . . Memphis, 2016 (263)
400 yards passing . . . . . Auburn, 2016 (465)
300 yards passing . . . . . Texas A&M, 2016 (338)
600 yards total offense . . . . . Memphis, 2016 (624)
500 yards total offense . . . . . Auburn, 2016 (570)
90 plays total offense . . . . . Auburn, 2016 (90)
Four passes intercepted . . . . . Vanderbilt, 2011 (5)
Four pass interceptions . . . . . Boise State, 2014 (4)
10 sacks . . . . . Mississippi State, 2008 (11)
10 penalties . . . . . Texas A&M, 2015 (10)
100 yards in penalties . . . . . Texas A&M, 2015 (108)
50 points . . . . . Arkansas, 2015 (52)
99-yard scoring drive . . . . . New Mexico State, 2015 (3 plays; Eugene Brazley 78-yard run)
90-plus yard scoring drive . . . . . Texas A&M, 2016 (90 yards, 11 plays; Stringfellow 6-yard pass from Shea Patterson)

THE LAST TIME OLE MISS HELD ITS OPPONENT TO . . .

Less than 10 first downs . . . . . Vanderbilt, 2014 (9)
10 first downs . . . . . Presbyterian, 2014 (10)
Negative yards rushing . . . . . Troy, 2013 (-13)
10 yards (or less) rushing . . . . . Tennessee, 2014 (0)
100 yards (or less) rushing . . . . . Oklahoma State, 2015 (63)
Zero yards passing . . . . . Alabama, 1988
No pass completions . . . . . Alabama, 1988
10 yards (or less) passing . . . . . Georgia, 1977 (7)
100 yards (or less) passing . . . . . Wofford, 2016 (72)
Zero yards total offense . . . . . Sewanee, 1938
50 yards (or less) total offense . . . . . Mississippi State, 2008 (24)
75 yards (or less) total offense . . . . . Mississippi State, 2008 (24)
150 yards (or less) total offense . . . . . Memphis, 2014 (104)
200 yards (or less) total offense . . . . . Texas A&M, 2015 (192)
No touchdowns . . . . . Texas A&M, 2015 (3 points)

THE LAST TIME OLE MISS . . .

Had two passers throw for 100 yards . . . . . Jacksonville State, 2010 . . . . . (Nathan Stanley 133, Jeremiah Masoli 109)
Had two passers complete 10 passes . . . . . Auburn, 2005 . . . . . (Micheal Spurlock, 10-18, Ethan Flatt, 11-17)
Had two passers throw for 2+ touchdowns . . . . . UT Martin, 2015 . . . . . (Ryan Buchanan 2, Chad Kelly 2)
Had three passers throw 1+ touchdowns . . . . . UT Martin, 2015 . . . . . (Ryan Buchanan 2, Chad Kelly 2, DeVante Kincade 1)
Had two runners rush for 100 yards . . . . . Memphis, 2016 . . . . . (Eugene Brazley 124, Akeem Judd 108)
Had two receivers over 100 receiving yards . . . . . Auburn, 2014 . . . . . (Evan Engram 123, Vince Sanders 105, Laquon Treadwell 103)
Had three receivers over 100 receiving yards . . . . . Auburn, 2014 . . . . . (Evan Engram 123, Vince Sanders 105, Laquon Treadwell 103)
Had two receivers catch 10 passes . . . . . Arkansas, 2002 . . . . . (Bill Flowers 11, Chris Collins 10)
Had four receivers catch five passes . . . . . Arkansas, 2013 . . . . . (Laquon Treadwell 8, Donte Moncrief 7, Ja-Mes Logan 5, Jaylen Walton 5)
Completed a pass to at least 10 different receivers . . . . . Auburn, 2016 (10)
Had a 100-yard rusher and a 100-yard receiver . . . . . Arkansas, 2015 . . . . . (Chad Kelly 110 yards rushing/Laquon Treadwell 132 yards receiving)
Had two players with 200 all-purpose yards . . . . . Missouri, 2007 . . . . . (BenJarvus Green-Ellis 226, Marshay Green 208)
Returned a punt for a TD . . . . . Texas, 2013 (Jeff Scott, 73 yards)
Returned a kickoff for a TD . . . . . Texas, 2012 (Jaylen Walton, 100 yards)
Returned an interception for a TD . . . . . Memphis, 2016 (Zedrick Woods, 31 yards)
Returned two interceptions for TDs . . . Fresno State, 2015 (Elston, 38 yards; C. Brown, 22 yards)
Returned a fumble for a TD . . . . . Alabama, 2016 (John Youngblood, 44 yards)
Recovered a fumble for a TD . . . . . Auburn, 2012 (C.J. Johnson)
Scored two defensive TDs . . . . . Fresno State, 2015 (Elston, 38 yards; C. Brown, 22 yards)
Recovered four fumbles in a game . . . . . Texas A&M, 2012
Blocked a punt . . . . . Vanderbilt, 2015 (Cale Luke)
Blocked a punt for a TD . . . Mississippi State, 2013 (T. Grant recovered C. Moore's blocked punt)
Blocked an opponent's FG attempt . . . . . Arkansas, 2015 . . . . . (Tony Bridges blocked Hedlund's 47-yard attempt)
Blocked an opponent's FG attempt for a TD . . . . . Louisiana Tech, 2007 . . . . . (Brandon Jenkins blocked D. Horwedel's 36-yard attempt, Dustin Mouzon 55-yard return)
Blocked two opponent's FG attempts . . . . . Northern Arizona, 2009
Had a punt blocked . . . . . Georgia Southern, 2016
Had a punt blocked for a TD . . . . . Alabama, 2003
Had a kickoff returned for a TD . . . . . Mississippi State, 2012
Had a punt returned for a TD . . . . . Alabama, 2016
Had an interception returned for a TD . . . . . Fresno State, 2015
Had a fumble returned for a TD . . . . . Alabama, 2016
Missed a PAT kick . . . . . Auburn, 2016
Had a PAT kick blocked . . . . . Auburn, 2016
Had a PAT kick blocked and returned for a two-point conversion . . . . . Auburn, 2009
Blocked an opponent's PAT kick . . . . . Florida, 2008 (Kentrell Lockett blocked J. Phillip's attempt)
A successful two-point conversion . . . . . LSU, 2016 . . . . . (Chad Kelly rush, 2nd quarter)
Had a field goal attempt blocked . . . . . Vanderbilt, 2015 (Gary Wunderlich's 29-yard attempt)
Had two field goal attempts blocked . . . . . Kentucky, 2005 . . . . . (Robert Bass' 39-yd attempt, Matt Hinkle's 44-yard attempt)
Gained a first down off a fake field goal attempt . . . . . Georgia, 1995
Scored a touchdown off a fake field goal attempt . . . . . Alabama, 2008 . . . . . (Jason Cook 9-yard pass from Rob Park)
Gained a first down off a fake punt . . . . . Vanderbilt, 2015 . . . . . (Will Gleeson 3-yard run)
Recovered an onside kick . . . . . Alabama, 2016 (Van Jefferson)
Shut out an opponent . . . . . Presbyterian, 2014 (48-0)
Was shut out . . . . . Arkansas, 2014 (30-0)
Played an overtime game . . . . . Arkansas, 2015 (L, 52-53)
Scored a safety . . . . . Georgia Tech, 2013 . . . . . (Serderius Bryant forces a fumble for 14-yard loss, recovered by GT in the end zone)
Scored 2 safeties in the same game . . . . . Northern Illinois, 1993 (team)
Gave up a safety . . . . . Louisiana-Lafayette, 2014
Had no turnovers . . . . . Mississippi State, 2015
Had no penalties . . . . . Alabama, 2011
Defeated a nationally ranked team . . . Texas A&M, 2016 (29-28, #8 CFP; #10 AP; #11 Coaches)
Was ranked in top 25 . . . . . Week 8, 2016 (#23 AP; #22 Coaches)
Ended the year ranked in top 25 . . . . . 2015 (#10 AP; #9 Coaches)

THE LAST TIME AN OLE MISS PLAYER . . .

Rushed 30 times . . . . . BenJarvus Green-Ellis vs. Missouri, 2007 (33)
Rushed 25 times . . . . . Akeem Judd vs. Georgia Southern, 2016 (26)
Rushed for 250 yards . . . . . Dexter McCluster vs. Tennessee, 2009 (282)
Rushed for 200 yards . . . . . Brandon Bolden vs. Fresno State, 2010 (228)
Rushed for 150 yards . . . . . Jordan Wilkins vs. Presbyterian, 2014 (171)
Rushed for 100 yards . . . . . Akeem Judd at Texas A&M, 2016 (100)
Passed for 400 yards . . . . . Chad Kelly vs. Auburn, 2016 (465)
Passed for 300 yards . . . . . Shea Patterson at Texas A&M, 2016 (338)
Attempted 50 passes . . . . . Chad Kelly vs. Auburn, 2016 (59)
Attempted 40 passes . . . . . Shea Patterson at Vanderbilt, 2016 (42)
Attempted 30 passes . . . . . Shea Patterson at Vanderbilt, 2016 (42)
Completed 30 passes . . . . . Chad Kelly vs. Auburn, 2016 (36)
Completed 20 passes . . . . . Shea Patterson at Vanderbilt, 2016 (20)
Passed for 4 or more TDs . . . . . Chad Kelly vs. Florida State, 2016 (4)
Accounted for 6 or more TDs . . . . . Chad Kelly vs. Arkansas, 2015 (6 - 3 passing, 3 rushing)
Threw 3 or more interceptions . . . . . Chad Kelly vs. Florida State, 2016 (3)
Had 400 yards Total Offense . . . . . Shea Patterson at Texas A&M, 2016 (402)
Had 300 yards Total Offense . . . . . Shea Patterson at Texas A&M, 2016 (402)
Had 100 yards rushing and passing . . . . . Chad Kelly vs. Arkansas, 2015 . . . . . (110 rushing, 368 passing)
Had 100 yards rushing and receiving . . . . . Dexter McCluster vs. Arkansas, 2009 . . . . . (123 rushing, 137 receiving)
Had 250 All-Purpose Yards . . . . . Dexter McCluster vs. Tennessee, 2009 (324)
Had 200 All-Purpose Yards . . . . . Jaylen Walton vs. Arkansas, 2015 (201)
Caught 10 passes . . . . . Laquon Treadwell at Memphis, 2015 (14)
Caught 9 passes . . . . . Evan Engram vs. Auburn, 2016 (9)
Had 200 receiving yards . . . . . Eddie Small vs. Vanderbilt, 1993 (210)
Had 100 receiving yards . . . . . Evan Engram at Vanderbilt, 2016 (102)
Scored 10 points kicking . . . . . Gary Wunderlich at Texas A&M, 2016 (11)
Scored 4 touchdowns rushing . . . . . Dexter McCluster vs. Tennessee, 2009 (4)
Scored 3 touchdowns rushing . . . . . Chad Kelly vs. Arkansas, 2015 (3)
Scored 2 touchdowns rushing . . . . . Chad Kelly vs. Georgia Southern, 2016 (2)
Scored 3 touchdowns receiving . . . . . Laquon Treadwell vs. Oklahoma State, 2015 (3)
Scored 2 touchdowns receiving . . . . . Laquon Treadwell vs. Oklahoma State, 2015 (3)
Scored a touchdown passing and receiving . . . . . Laquon Treadwell at Memphis, 2015
Scored a touchdown rushing, passing and receiving . . . . . Bo Wallace vs. Auburn, 2012
Intercepted 3 passes . . . . . Don Price vs. Vanderbilt, 1986 (3)
Intercepted 2 passes . . . . . Zedrick Woods vs. Memphis, 2016 (2)
Forced 3 fumbles . . . . . Rory Johnson vs. Vanderbilt, 2006 (3)
Recovered 2 fumbles . . . . . Kentrell Lockett at Auburn, 2011 (2)
Punted for a 70-yard game average . . . . . Bill Smith vs. Southern Miss, 1984 (2-84.5)
Kicked a 45-yard Field Goal . . . . . Gary Wunderlich vs. Auburn, 2016 (49)
Kicked a 50-yard Field Goal . . . . . Andrew Ritter vs. Idaho, 2013 (50)
Kicked five field goals in game . . . . . Bryson Rose vs. Louisiana-Lafayette, 2010 (5)
Kicked four field goals in game . . . . . Bryson Rose vs. Vanderbilt, 2012 (4)
Kicked three field goals in game . . . . . Gary Wunderlich at Texas A&M, 2016 (3)

2016 OLE MISS REBEL FOOTBALL
Ole Miss Game Results (as of Nov 20, 2016)
All games

Date	Opponent		Score	Overall	Conference	Time	Attend
Sep 05, 2016	vs #4 Florida State	L	34-45	0-1	0-0	4:04	63042
Sep 10, 2016	WOFFORD	W	38-13	1-1	0-0	3:12	64232
* Sep 17, 2016	#1 ALABAMA	L	43-48	1-2	0-1	4:02	66176
* Sep 24, 2016	#11 GEORGIA	W	45-14	2-2	1-1	3:16	65843
Oct 01, 2016	MEMPHIS	W	48-28	3-2	1-1	3:22	65889
* Oct 15, 2016	at #22 ARKANSAS	L	30-34	3-3	1-2	3:42	73786
* Oct 22, 2016	at #25 LSU	L	21-38	3-4	1-3	3:23	101720
* Oct 29, 2016	#15 AUBURN	L	29-40	3-5	1-4	3:22	65927
Nov 05, 2016	GEORGIA SOUTHERN	W	37-27	4-5	1-4	3:23	60263
* Nov 12, 2016	at #10 Texas A&M	W	29-28	5-5	2-4	3:29	104892
* Nov 19, 2016	at Vanderbilt	L	17-38	5-6	2-5	3:40	27763

2016 OLE MISS REBEL FOOTBALL
Ole Miss Overall Team Statistics (as of Nov 20, 2016)
All games

Team Statistics	OM	OPP
SCORING	371	353
Points Per Game	33.7	32.1
Points Off Turnovers	53	58
FIRST DOWNS	267	249
Rushing	86	121
Passing	160	112
Penalty	21	16
RUSHING YARDAGE	1590	2514
Yards gained rushing	1789	2803
Yards lost rushing	199	289
Rushing Attempts	384	499
Average Per Rush	4.1	5.0
Average Per Game	144.5	228.5
TDs Rushing	17	27
PASSING YARDAGE	3459	2470
Comp-Att-Int	262-435-12	198-333-8
Average Per Pass	8.0	7.4
Average Per Catch	13.2	12.5
Average Per Game	314.5	224.5
TDs Passing	25	12
TOTAL OFFENSE	5049	4984
Total Plays	819	832
Average Per Play	6.2	6.0
Average Per Game	459.0	453.1
KICK RETURNS: #-Yards	30-693	41-838
PUNT RETURNS: #-Yards	10-60	15-177
INT RETURNS: #-Yards	8-150	12-58
KICK RETURN AVERAGE	23.1	20.4
PUNT RETURN AVERAGE	6.0	11.8
INT RETURN AVERAGE	18.8	4.8
FUMBLES-LOST	13-5	20-7
PENALTIES-Yards	56-500	76-636
Average Per Game	45.5	57.8
PUNTS-Yards	50-2141	54-2261
Average Per Punt	42.8	41.9
Net punt average	38.1	40.0
KICKOFFS-Yards	74-4675	72-4557
Average Per Kick	63.2	63.3
Net kick average	41.4	40.1
TIME OF POSSESSION/Game	25:26	34:34
3RD-DOWN Conversions	63/154	66/164
3rd-Down Pct	41%	40%
4TH-DOWN Conversions	5/12	8/13
4th-Down Pct	42%	62%
SACKS BY-Yards	19-137	23-137
MISC YARDS	0	0
TOUCHDOWNS SCORED	45	42
FIELD GOALS-ATTEMPTS	20-21	20-23
ON-SIDE KICKS	1-1	1-2
RED-ZONE SCORES	(45-52) 87%	(41-44) 93%
RED-ZONE TOUCHDOWNS	(30-52) 58%	(31-44) 70%
PAT-ATTEMPTS	(39-41) 95%	(41-41) 100%
ATTENDANCE	388330	308161
Games/Avg Per Game	6/64722	4/77040
Neutral Site Games		1/63042

Score by Quarters	1st	2nd	3rd	4th	OT	Total
Ole Miss	100	141	44	86	0	371
Opponents	65	92	105	91	0	353

2016 OLE MISS REBEL FOOTBALL
Ole Miss Overall Individual Statistics (as of Nov 20, 2016)
All games

Rushing	gp-gs	att	gain	loss	net	avg	td	lg	avg/g
Akeem Judd	11-10	145	719	0	719	5.0	6	53	65.4
Chad Kelly	9-9	81	434	102	332	4.1	5	41	36.9
Eugene Brazley	11-0	59	265	8	257	4.4	2	32	23.4
Shea Patterson	2-2	28	134	38	96	3.4	0	16	48.0
Jason Pellerin	8-0	28	99	9	90	3.2	3	9	11.2
D. Pennamon	9-0	20	68	5	63	3.2	1	14	7.0
Van Jefferson	11-11	3	35	5	30	10.0	0	23	2.7
D.K. Buford	9-0	10	29	0	29	2.9	0	9	3.2
Eric Swinney	2-0	1	6	0	6	6.0	0	6	3.0
Markell Pack	11-0	1	0	4	-4	-4.0	0	0	-0.4
DaMarkus Lodge	11-1	1	0	5	-5	-5.0	0	0	-0.5
TEAM	4-0	7	0	23	-23	-3.3	0	0	-5.8
Total	11	384	1789	199	1590	4.1	17	53	144.5
Opponents	11	499	2803	289	2514	5.0	27	78	228.5

Passing	gp-gs	effic	comp-att-int	pct	yds	td	lg	avg/g
Chad Kelly	9-9	147.37	205-328-8	62.5	2758	19	63	306.4
Shea Patterson	2-2	122.90	45-84-1	53.6	560	4	40	280.0
Jason Pellerin	8-0	92.44	11-22-3	50.0	104	2	19	13.0
Markell Pack	11-0	410.80	1-1-0	100.0	37	0	37	3.4
Total	11	140.47	262-435-12	60.2	3459	25	63	314.5
Opponents	11	128.85	198-333-8	59.5	2470	12	69	224.5

Receiving	gp-gs	no.	yds	avg	td	lg	avg/g
Evan Engram	11-11	65	926	14.2	8	63	84.2
Van Jefferson	11-11	44	496	11.3	3	44	45.1
D. Stringfellow	11-11	40	619	15.5	4	50	56.3
Q. Adeboyejo	11-10	32	416	13.0	1	30	37.8
A.J. Brown	11-1	26	371	14.3	2	37	33.7
DaMarkus Lodge	11-1	15	203	13.5	2	55	18.5
Akeem Judd	11-10	14	92	6.6	1	21	8.4
Markell Pack	11-0	9	130	14.4	1	30	11.8
Eugene Brazley	11-0	9	83	9.2	1	21	7.5
Taz Zettergren	10-0	3	68	22.7	0	37	6.8
D. Pennamon	9-0	2	20	10.0	0	11	2.2
D.K. Metcalf	2-0	2	13	6.5	2	10	6.5
Hunter Thurley	11-0	1	22	22.0	0	22	2.0
Total	11	262	3459	13.2	25	63	314.5
Opponents	11	198	2470	12.5	12	69	224.5

Punt Returns	no.	yds	avg	td	lg
Carlos Davis	6	49	8.2	0	23
Van Jefferson	4	11	2.8	0	6
Total	10	60	6.0	0	23
Opponents	15	177	11.8	1	85

Interceptions	no.	yds	avg	td	lg
Zedrick Woods	3	71	23.7	1	39
Derrick Jones	2	54	27.0	1	52
Marquis Haynes	1	17	17.0	0	17
D. Anderson	1	8	8.0	0	8
D.J. Jones	1	0	0.0	0	0
Total	8	150	18.8	2	52
Opponents	12	58	4.8	0	47

Kick Returns	no.	yds	avg	td	lg
Carlos Davis	27	625	23.1	0	62
Kailo Moore	2	42	21.0	0	22
Zedrick Woods	1	26	26.0	0	26
Total	30	693	23.1	0	62
Opponents	41	838	20.4	0	90

Fumble Returns	no.	yds	avg	td	lg
John Youngblood	1	44	44.0	1	44
D.J. Jones	1	12	12.0	0	12
Marquis Haynes	1	9	9.0	0	9
Total	3	65	21.7	1	44
Opponents	3	91	30.3	2	75

2016 OLE MISS REBEL FOOTBALL
Ole Miss Overall Individual Statistics (as of Nov 20, 2016)
All games

Scoring	td	fg	PAT kick	PAT rush	PAT rcv	PAT pass	dxp	saf	pts
Gary Wunderlich	-	20-21	39-41	-	-	-	-	-	99
Evan Engram	8	-	-	-	-	-	-	-	48
Akeem Judd	7	-	-	-	-	-	-	-	42
Chad Kelly	5	-	-	1-1	-	0-2	-	-	32
D. Stringfellow	4	-	-	-	-	-	-	-	24
Van Jefferson	3	-	-	-	-	-	-	-	18
Jason Pellerin	3	-	-	-	-	-	-	-	18
Eugene Brazley	3	-	-	-	-	-	-	-	18
DaMarkus Lodge	2	-	-	-	-	-	-	-	12
A.J. Brown	2	-	-	-	-	-	-	-	12
D.K. Metcalf	2	-	-	-	-	-	-	-	12
Derrick Jones	1	-	-	-	-	-	-	-	6
Q. Adeboyejo	1	-	-	-	-	-	-	-	6
Zedrick Woods	1	-	-	-	-	-	-	-	6
D. Pennamon	1	-	-	-	-	-	-	-	6
John Youngblood	1	-	-	-	-	-	-	-	6
Markell Pack	1	-	-	-	-	-	-	-	6
Shea Patterson	-	-	-	-	-	0-1	-	-	0
Total	45	20-21	39-41	1-1	-	0-3	-	-	371
Opponents	42	20-23	41-41	-	-	0-1	-	-	353

Total Offense	g	plays	rush	pass	total	avg/g
Chad Kelly	9	409	332	2758	3090	343.3
Akeem Judd	11	145	719	0	719	65.4
Shea Patterson	2	112	96	560	656	328.0
Eugene Brazley	11	59	257	0	257	23.4
Jason Pellerin	8	50	90	104	194	24.2
D. Pennamon	9	20	63	0	63	7.0
Markell Pack	11	2	-4	37	33	3.0
Van Jefferson	11	3	30	0	30	2.7
D.K. Buford	9	10	29	0	29	3.2
Eric Swinney	2	1	6	0	6	3.0
DaMarkus Lodge	11	1	-5	0	-5	-0.5
TEAM	4	7	-23	0	-23	-5.8
Total	11	819	1590	3459	5049	459.0
Opponents	11	832	2514	2470	4984	453.1

Field Goals	fg	pct.	01-19	20-29	30-39	40-49	50-99	lg	blk
Gary Wunderlich	20-21	95.2	1-1	10-10	6-6	3-3	0-1	49	0

FG Sequence	Ole Miss	Opponents
Florida State	-	(25),(21),(40),(40),(44),(30)
Wofford	(40)	(29),(50)
Alabama	(23),(18),(38)	(32),47,(30)
Georgia	(24),55	36
Memphis	(32),(23)	-
ARKANSAS	(33)	(43),(36)
LSU	(46),(22)	(44)
Auburn	(20),(49),(26)	(45),(32),(30),(47)
Georgia Southern	(35),(29),(38)	54,(41),(38)
Texas A&M	(25),(24),(39)	-
Vanderbilt	(23)	(24)

Numbers in (parentheses) indicate field goal was made.

Punting	no.	yds	avg	lg	tb	fc	i20	50+	blk
Will Gleeson	26	1131	43.5	60	0	12	10	3	0
Gary Wunderlich	20	878	43.9	68	1	8	3	3	1
Chad Kelly	3	131	43.7	49	2	0	1	0	0
TEAM	1	1	1.0	1	0	0	0	0	0
Total	50	2141	42.8	68	3	20	14	6	1
Opponents	54	2261	41.9	63	2	22	22	12	0

Kickoffs	no.	yds	avg	tb	ob	retn	net	ydln
Nathan Noble	73	4626	63.4	31	2			
Gary Wunderlich	1	49	49.0	0	0			
Total	74	4675	63.2	31	2	20.4	41.4	23
Opponents	72	4557	63.3	39	3	23.1	40.1	24

2016 OLE MISS REBEL FOOTBALL
Ole Miss Overall Individual Statistics (as of Nov 20, 2016)
All games

All Purpose	g	rush	rcv	pr	kr	ir	total	avg/g
Evan Engram	11	0	926	0	0	0	926	84.2
Akeem Judd	11	719	92	0	0	0	811	73.7
Carlos Davis	11	0	0	49	625	0	674	61.3
D. Stringfellow	11	0	619	0	0	0	619	56.3
Van Jefferson	11	30	496	11	0	0	537	48.8
Q. Adeboyejo	11	0	416	0	0	0	416	37.8
A.J. Brown	11	0	371	0	0	0	371	33.7
Eugene Brazley	11	257	83	0	0	0	340	30.9
Chad Kelly	9	332	0	0	0	0	332	36.9
DaMarkus Lodg	11	-5	203	0	0	0	198	18.0
Markell Pack	11	-4	130	0	0	0	126	11.5
Zedrick Woods	11	0	0	0	26	71	97	8.8
Shea Patterson	2	96	0	0	0	0	96	48.0
Jason Pellerin	8	90	0	0	0	0	90	11.2
D. Pennamon	9	63	20	0	0	0	83	9.2
Taz Zettergren	10	0	68	0	0	0	68	6.8
Derrick Jones	8	0	0	0	0	54	54	6.8
Kailo Moore	11	0	0	0	42	0	42	3.8
D.K. Buford	9	29	0	0	0	0	29	3.2
Hunter Thurley	11	0	22	0	0	0	22	2.0
Marquis Haynes	11	0	0	0	0	17	17	1.5
D.K. Metcalf	2	0	13	0	0	0	13	6.5
D. Anderson	11	0	0	0	0	8	8	0.7
Eric Swinney	2	6	0	0	0	0	6	3.0
TEAM	4	-23	0	0	0	0	-23	-5.8
Total	11	1590	3459	60	693	150	5952	541.1
Opponents	11	2514	2470	177	838	58	6057	550.6

2016 OLE MISS REBEL FOOTBALL
Ole Miss Overall Defensive Statistics (as of Nov 20, 2016)
All games

			Tackles				Sacks	Pass defense			Fumbles		blkd	
##	Defensive Leaders	gp-gs	ua	a	tot	tfl/yds	no-yds	int-yds	brup	qbh	rcv-yds	ff	kick	saf
3B	DeMarquis Gates	10-8	38	37	75	5.5-33	4.0-31	.	2	3	.	1	.	.
36	Zedrick Woods	11-11	27	31	58	2.5-6	.	3-71	2	.	.	.	.	.
1H	Marquis Haynes	11-11	25	19	44	10.0-62	6.0-50	1-17	3	8	1-9	3	.	.
30	A.J. Moore	11-0	22	19	41	5.0-18	.	.	1	1	.	.	.	.
8B	Rommel Mageo	10-4	15	26	41	1.5-4	.	.	1	2	.	.	.	.
15	M. Hartsfield	11-11	26	13	39	2.0-2	.	.	1	1	.	.	.	.
43	D. Bing-Dukes	10-3	18	20	38	3.0-8	.	.	.	1	.	.	.	.
95	Benito Jones	11-3	12	26	38	4.5-15	0.5-2	.	.	3	.	.	.	.
12	Tony Conner	11-11	18	18	36	3.5-11	0.5-6	.	5	.	.	.	.	.
6B	Fadol Brown	7-3	12	23	35	5.5-20	2.5-15	.	.	1	.	.	.	.
2C	Terry Caldwell	7-3	15	17	32	.	.	.	1	1	.	1	.	.
2B	D. Anderson	11-0	15	14	29	1.5-2	.	1-8	.	.	.	.	.	.
93	D.J. Jones	11-11	11	18	29	3.0-16	2.0-11	1-0	.	3	1-12	.	.	.
9B	Breeland Speaks	11-7	11	17	28	1.5-8	1.0-6	.	1	8	.	.	.	.
2T	Tayler Polk	11-2	15	12	27	0.5-1	.	.	1	.	.	.	.	.
94	Issac Gross	11-1	12	14	26	1.5-4	.	.	.	2	.	.	.	.
31	Jaylon Jones	11-1	16	10	26	.	.	.	5	.	1-0	1	.	.
23	Carlos Davis	11-5	17	9	26	.	.	.	.	.	1-0	.	.	.
38	John Youngblood	9-8	6	16	22	1.5-1	.	.	1	4	1-44	.	.	.
1B	Tony Bridges	10-5	16	5	21	2.0-3	.	.	3	1	.	.	.	.
7B	Jalen Julius	11-8	15	6	21	1.5-9	0.5-7	.	2	.	.	.	.	.
22	Ray Ray Smith	11-1	10	11	21	.	.	.	.	.	.	.	.	.
19	Derrick Jones	8-2	15	5	20	1.5-3	.	2-54	3	.	.	.	.	.
32	Temario Strong	11-0	11	5	16	2.5-9	.	.	.	.	.	.	.	.
42	G. McDowell	9-0	9	6	15	1.5-7	1.0-7	.	.	2	.	1	.	.
4B	C.J. Hampton	11-0	6	9	15	.	.	.	.	.	.	1	.	.
13	Kailo Moore	11-0	7	4	11	.	.	.	1	.	.	.	.	.
14	Victor Evans	10-0	6	4	10	2.5-13	.	.	.	1	.	1	.	.
1W	Willie Hibbler	8-1	4	5	9	1.5-4	.	.	.	.	.	.	.	.
25	Montrell Custis	10-0	5	4	9	.	.	.	2	.	.	.	.	.
84	Hunter Thurley	11-0	2	4	6	.	.	.	.	.	.	.	.	.
90	Ross Donelly	8-0	2	3	5	0.5-1	.	.	.	.	.	.	.	.
34	Shawn Curtis	10-0	.	4	4	.	.	.	.	.	.	.	.	.
52	A. Robinson	4-0	2	2	4	1.0-2	1.0-2	.	.	.	1-0	.	.	.
33	J-P Sherling	4-0	.	3	3	.	.	.	.	.	.	.	.	.
2S	Jarrion Street	6-0	1	2	3	.	.	.	.	.	.	.	.	.
53	Will Few	11-0	1	1	2	.	.	.	.	.	.	.	.	.
96	Jordan Hebert	2-0	2	.	2	.	.	.	.	.	1-0	.	.	.
89	Taz Zettergren	10-0	2	.	2	.	.	.	.	.	.	.	.	.
29	Armani Linton	6-0	1	.	1	.	.	.	.	.	.	.	.	.
10	Chad Kelly	9-9	1	.	1	.	.	.	.	.	.	.	.	.
91	Nathan Noble	11-0	1	.	1	.	.	.	.	.	.	.	.	.
2D	D.K. Buford	9-0	.	1	1	.	.	.	.	.	.	.	.	.
50	Sean Rawlings	10-8	1	.	1	.	.	.	.	.	.	.	.	.
3A	D. Stringfellow	11-11	1	.	1	.	.	.	.	.	.	.	.	.
8K	Dawson Knox	4-0	1	.	1	.	.	.	.	.	.	.	.	.
1A	A.J. Brown	11-1	1	.	1	.	.	.	.	.	.	.	.	.
80	Elliot Markuson	2-0	.	1	1	.	.	.	.	.	.	.	.	.
8A	Q. Adeboyejo	11-10	1	.	1	.	.	.	.	.	.	.	.	.
5A	DaMarkus Lodge	11-1	1	.	1	.	.	.	.	.	.	.	.	.
28	Cam Ordway	2-0	1	.	1	.	.	.	.	.	.	.	.	.
	Total	11	457	444	901	67-262	19-137	8-150	35	42	7-65	9	.	.
	Opponents	11	439	334	773	49-219	23-137	12-58	63	36	5-91	9	2	.

2016 OLE MISS REBEL FOOTBALL
Ole Miss Team Game-by-Game (as of Nov 20, 2016)
All games

TEAM STATISTICS

		Rushing				Receiving				Passing				Kick Returns				Punt Returns				tot
Date	Opponent	no.	yds	td	lg	no.	yds	td	lg	cmp-att-int	yds	td	lg	no.	yds	td	lg	no.	yds	td	lg	off
Sep 05	vs Florida State	25	67	1	14	21	313	4	42	21-39-3	313	4	42	4	74	0	20	1	7	0	7	380
Sep 10	WOFFORD	34	179	1	21	22	242	4	33	22-30-1	242	4	33	2	88	0	62	1	6	0	6	421
Sep 17	ALABAMA	33	101	1	23	26	421	3	63	26-40-0	421	3	63	2	32	0	22	1	3	0	3	522
Sep 24	GEORGIA	31	180	2	41	21	330	3	55	21-30-1	330	3	55	1	20	0	20	2	7	0	4	510
Oct 01	MEMPHIS	44	263	4	53	30	361	1	39	30-44-1	361	1	39	2	35	0	22	0	0	0	0	624
Oct 15	at ARKANSAS	31	150	3	23	18	253	1	35	18-39-1	253	1	35	4	87	0	39	1	0	0	0	403
Oct 22	at LSU	36	107	1	11	20	218	1	50	20-33-2	218	1	50	6	124	0	28	2	16	0	8	325
Oct 29	AUBURN	31	105	0	21	36	465	3	28	36-59-1	465	3	28	3	83	0	43	0	0	0	0	570
Nov 05	GEORGIA SOUTHERN	45	196	3	21	17	245	1	38	17-28-1	245	1	38	1	13	0	13	0	0	0	0	441
Nov 12	at Texas A&M	47	152	1	21	25	338	2	40	25-42-1	338	2	40	0	0	0	0	1	-2	0	0	490
Nov 19	at Vanderbilt	27	90	0	21	26	273	2	38	26-51-0	273	2	38	5	137	0	60	1	23	0	23	363
		384	1590	17	53	262	3459	25	63	262-435-12	3459	25	63	30	693	0	62	10	60	0	23	5049
Opponents		499	2514	27	78	198	2470	12	69	198-333-8	2470	12	69	41	838	0	90	15	177	1	85	4984

Games: 11 • Avg/rush: 4.1 • Avg/catch: 13.2 • Pass effic: 140.47 • KR avg: 23.1 • PR avg: 6.0 • All purpose avg/game: 541.1 • Total offense avg/gm: 459.0

		Tackles				Sacks	Fumble		Pass Defense			blkd	PAT Attempts			off		
Date	Opponent	ua	a	total	tfl-yds	no-yds	ff	fr-yds	int-yds	qbh	brup	kick	kick	rush	rcv	saf	t/o	pts
Sep 05	vs Florida State	54	32	86	6.0-25	3.0-16	0	0-0	0-0	5	6	0	4-4	0	0	0	0	34
Sep 10	WOFFORD	33	62	95	6.0-12	0.0-0	1	1-0	0-0	2	0	0	5-5	0	0	0	0	38
Sep 17	ALABAMA	44	36	80	6.0-28	1.0-9	2	1-44	0-0	4	2	0	4-4	0	0	0	7	43
Sep 24	GEORGIA	42	38	80	5.0-18	3.0-12	2	1-0	1-52	9	2	0	6-6	0	0	0	7	45
Oct 01	MEMPHIS	45	34	79	7.0-35	2.0-25	1	1-12	3-32	5	7	0	6-6	0	0	0	14	48
Oct 15	at ARKANSAS	42	42	84	4.0-28	3.0-27	0	0-0	1-17	7	5	0	3-4	0	0	0	7	30
Oct 22	at LSU	32	50	82	10.0-42	2.0-15	2	2-9	1-2	2	2	0	1-1	1	0	0	8	21
Oct 29	AUBURN	46	34	80	4.0-10	1.0-5	1	0-0	0-0	1	1	0	2-3	0	0	0	0	29
Nov 05	GEORGIA SOUTHERN	38	68	106	9.0-20	1.0-5	0	0-0	1-39	4	5	0	4-4	0	0	0	3	37
Nov 12	at Texas A&M	38	20	58	6.0-25	1.0-8	0	0-0	1-8	2	3	0	2-2	0	0	0	0	29
Nov 19	at Vanderbilt	43	28	71	4.0-19	2.0-15	0	1-0	0-0	1	2	0	2-2	0	0	0	7	17
		457	444	901	67.0-262	19.0-137	9	7-65	8-150	42	35	0	39-41	1	0	0	53	371
Opponents		439	334	773	49.0-219	23.0-137	9	5-91	12-58	36	63	2	41-41	0	0	0	58	353

		Punting									Field Goals			Kickoffs				
Date	Opponent	no.	yds	avg	long	blkd	tb	fc	50+	i20	md-att	long	blkd	no.	yds	avg	tb	ob
Sep 05	vs Florida State	4	176	44.0	51	0	0	3	1	0	0-0	0	0	6	371	61.8	3	0
Sep 10	WOFFORD	2	77	38.5	45	0	0	1	0	0	1-1	40	0	7	441	63.0	3	0
Sep 17	ALABAMA	6	310	51.7	68	0	1	2	3	1	3-3	38	0	8	521	65.1	4	1
Sep 24	GEORGIA	4	188	47.0	60	0	0	1	1	4	1-2	24	0	8	519	64.9	6	0
Oct 01	MEMPHIS	3	123	41.0	49	0	1	1	0	2	2-2	32	0	9	570	63.3	3	0
Oct 15	at ARKANSAS	5	201	40.2	47	0	1	1	0	1	1-1	33	0	6	365	60.8	3	1
Oct 22	at LSU	8	358	44.8	53	0	0	3	1	2	2-2	46	0	5	320	64.0	1	0
Oct 29	AUBURN	2	87	43.5	49	0	0	1	0	1	3-3	49	0	7	448	64.0	5	0
Nov 05	GEORGIA SOUTHERN	4	124	31.0	44	1	0	1	0	1	3-3	38	0	8	500	62.5	1	0
Nov 12	at Texas A&M	5	200	40.0	47	0	0	2	0	1	3-3	39	0	6	368	61.3	1	0
Nov 19	at Vanderbilt	7	297	42.4	48	0	0	4	0	1	1-1	23	0	4	252	63.0	1	0
		50	2141	42.8	68	1	3	20	6	14	20-21	49	0	74	4675	63.2	31	2
Opponents		54	2261	41.9	63	0	2	22	12	22	20-23	50	0	72	4557	63.3	39	3

2016 OLE MISS REBEL FOOTBALL
Ole Miss Opponent Game-by-Game (as of Nov 20, 2016)
All games

OPPONENT STATISTICS

		Rushing				Receiving				Passing				Kick Returns				Punt Returns				tot
Date	Opponent	no.	yds	td	lg	no.	yds	td	lg	cmp-att-int	yds	td	lg	no.	yds	td	lg	no.	yds	td	lg	off
Sep 05	vs Florida State	41	161	2	31	33	419	2	31	33-52-0	419	2	31	3	81	0	46	1	-5	0	0	580
Sep 10	WOFFORD	57	248	1	20	5	72	0	32	5-9-0	72	0	32	4	64	0	18	0	0	0	0	320
Sep 17	ALABAMA	48	334	3	67	19	158	0	45	19-31-0	158	0	45	3	79	0	41	2	95	1	85	492
Sep 24	GEORGIA	44	230	2	19	17	166	0	29	17-37-1	166	0	29	2	60	0	40	1	8	0	8	396
Oct 01	MEMPHIS	31	119	4	15	31	355	0	42	31-47-3	355	0	42	6	118	0	36	0	0	0	0	474
Oct 15	at ARKANSAS	51	200	1	53	19	229	3	51	19-32-1	229	3	51	2	26	0	16	2	5	0	4	429
Oct 22	at LSU	36	311	4	78	19	204	1	40	19-28-1	204	1	40	4	58	0	16	4	54	0	25	515
Oct 29	AUBURN	52	307	3	56	15	247	1	37	15-22-0	247	1	37	2	34	0	24	1	10	0	10	554
Nov 05	GEORGIA SOUTHERN	59	267	2	68	7	134	1	36	7-17-1	134	1	36	7	109	0	31	2	10	0	10	401
Nov 12	at Texas A&M	34	129	2	22	16	213	2	69	16-28-1	213	2	69	5	164	0	90	1	5	0	5	342
Nov 19	at Vanderbilt	46	208	3	31	17	273	2	67	17-30-0	273	2	67	3	45	0	20	1	-5	0	0	481
		499	2514	27	78	198	2470	12	69	198-333-8	2470	12	69	41	838	0	90	15	177	1	85	4984
Ole Miss		384	1590	17	53	262	3459	25	63	262-435-12	3459	25	63	30	693	0	62	10	60	0	23	5049

Games: 11 • Avg/rush: 5.0 • Avg/catch: 12.5 • Pass effic: 128.85 • KR avg: 20.4 • PR avg: 11.8 • All purpose avg/game: 550.6 • Total offense avg/gm: 453.1

		Tackles				Sacks	Fumble		Pass Defense			blkd	PAT Attempts			off		
Date	Opponent	ua	a	total	tfl-yds	no-yds	ff	fr-yds	int-yds	qbh	brup	kick	kick	rush	rcv	saf	t/o	pts
Sep 05	vs Florida State	34	18	52	6.0-47	5.0-40	1	1-0	3-0	2	3	0	3-3	0	0	0	13	45
Sep 10	WOFFORD	41	26	67	2.0-2	0.0-0	1	0-0	1-0	1	1	0	1-1	0	0	0	0	13
Sep 17	ALABAMA	34	42	76	5.0-28	3.0-25	2	2-78	0-0	2	6	0	6-6	0	0	0	14	48
Sep 24	GEORGIA	31	28	59	3.0-9	1.0-2	0	0-0	1-8	2	3	0	2-2	0	0	0	7	14
Oct 01	MEMPHIS	55	24	79	2.0-8	1.0-5	1	0-0	1-0	2	10	0	4-4	0	0	0	7	28
Oct 15	at ARKANSAS	31	30	61	3.0-10	2.0-9	2	0-0	1-0	6	7	0	4-4	0	0	0	0	34
Oct 22	at LSU	38	50	88	7.0-15	2.0-5	0	0-0	2-3	3	6	0	5-5	0	0	0	7	38
Oct 29	AUBURN	49	32	81	4.0-17	2.0-15	0	0-0	1-47	7	9	1	4-4	0	0	0	7	40
Nov 05	GEORGIA SOUTHERN	40	36	76	1.0-3	0.0-0	0	0-0	1-0	2	5	1	3-3	0	0	0	0	27
Nov 12	at Texas A&M	41	34	75	9.0-53	4.0-19	2	1-0	1-0	6	4	0	4-4	0	0	0	0	28
Nov 19	at Vanderbilt	45	14	59	7.0-27	3.0-17	0	1-13	0-0	3	9	0	5-5	0	0	0	3	38
		439	334	773	49.0-219	23.0-137	9	5-91	12-58	36	63	2	41-41	0	0	0	58	353
Ole Miss		457	444	901	67.0-262	19.0-137	9	7-65	8-150	42	35	0	39-41	1	0	0	53	371

		Punting									Field Goals			Kickoffs				
Date	Opponent	no.	yds	avg	long	blkd	tb	fc	50+	i20	md-att	long	blkd	no.	yds	avg	tb	ob
Sep 05	vs Florida State	3	132	44.0	47	0	0	1	0	1	6-6	44	0	11	710	64.5	7	0
Sep 10	WOFFORD	4	212	53.0	57	0	0	0	3	4	2-2	50	0	4	233	58.2	1	1
Sep 17	ALABAMA	5	194	38.8	63	0	1	2	2	2	2-3	32	0	9	570	63.3	7	0
Sep 24	GEORGIA	7	276	39.4	47	0	0	3	0	2	0-1	0	0	3	195	65.0	2	0
Oct 01	MEMPHIS	4	141	35.2	51	0	0	1	1	3	0-0	0	0	5	317	63.4	2	1
Oct 15	at ARKANSAS	5	231	46.2	54	0	1	3	2	3	2-2	43	0	7	435	62.1	2	1
Oct 22	at LSU	5	224	44.8	57	0	0	2	1	2	1-1	44	0	7	435	62.1	1	0
Oct 29	AUBURN	2	86	43.0	50	0	0	2	1	0	4-4	47	0	9	585	65.0	6	0
Nov 05	GEORGIA SOUTHERN	5	185	37.0	49	0	0	3	0	1	2-3	41	0	5	322	64.4	4	0
Nov 12	at Texas A&M	6	287	47.8	50	0	0	4	2	3	0-0	0	0	5	325	65.0	5	0
Nov 19	at Vanderbilt	8	293	36.6	49	0	0	1	0	1	1-1	24	0	7	430	61.4	2	0
		54	2261	41.9	63	0	2	22	12	22	20-23	50	0	72	4557	63.3	39	3
Ole Miss		50	2141	42.8	68	1	3	20	6	14	20-21	49	0	74	4675	63.2	31	2

2016 OLE MISS REBEL FOOTBALL
Ole Miss Games Played (as of Nov 20, 2016)
All games

##	PLAYER	GP-GS	FS	WOF	UA	UGA	MEM	AR	LS	AU	GS	TAMU	VANDY
8A	Q. Adeboyejo	11/10	START	START	START	START	XXX	START	START	START	START	START	START
2B	D. Anderson	11/-	XXX	XXX	XXX	XXX	XXX	XXX	XXX	XXX	XXX	XXX	XXX
43	D. Bing-Dukes	10/3	XXX	XXX	XXX	START	START	XXX	START	XXX	...	XXX	XXX
81	Trey Bledsoe	1/-	...	XXX	...	...	...	...	...	...	...	...	...
76	Daronte Bouldin	10/4	...	XXX	XXX	XXX	XXX	XXX	XXX	START	START	START	START
2E	Eugene Brazley	11/-	XXX	XXX	XXX	XXX	XXX	XXX	XXX	XXX	XXX	XXX	XXX
1B	Tony Bridges	10/5	XXX	XXX	XXX	XXX	XXX	START	START	START	START	START	...
1A	A.J. Brown	11/1	START	XXX	XXX	XXX	XXX	XXX	XXX	XXX	XXX	XXX	XXX
6B	Fadol Brown	7/3	XXX	XXX	...	...	...	...	XXX	XXX	START	START	START
2D	D.K. Buford	9/-	...	XXX	...	XXX	XXX	XXX	XXX	XXX	XXX	XXX	XXX
77	Talbot Buys	11/-	XXX	XXX	XXX	XXX	XXX	XXX	XXX	XXX	XXX	XXX	XXX
2C	Terry Caldwell	7/3	START	START	START	XXX	XXX	XXX	XXX	...	...	...	...
12	Tony Conner	11/11	START	START	START	START	START	START	START	START	START	START	START
75	Robert Conyers	9/7	START	START	START	START	START	START	START	XXX	...	XXX	...
1C	O. Cooley	3/-	...	XXX	...	XXX	...	...	...	...	...	...	XXX
34	Shawn Curtis	10/-	XXX	XXX	...	XXX	XXX	XXX	XXX	XXX	XXX	XXX	XXX
25	Montrell Custis	10/-	XXX	XXX	XXX	XXX	XXX	XXX	XXX	XXX	XXX	...	XXX
23	Carlos Davis	11/5	START	START	START	START	START	XXX	XXX	XXX	XXX	XXX	XXX
37	Luke Davis	3/-	XXX	XXX	XXX	...	...	...	...	...	...	...	...
90	Ross Donelly	8/-	...	XXX	...	XXX	...	XXX	XXX	XXX	XXX	XXX	XXX
17	Evan Engram	11/11	START	START	START	START	START	START	START	START	START	START	START
14	Victor Evans	10/-	XXX	XXX	...	XXX	XXX	XXX	XXX	XXX	XXX	XXX	XXX
63	Jacob Feeley	3/-	...	XXX	...	XXX	XXX	...	...	...	...	...	...
53	Will Few	11/-	XXX	XXX	XXX	XXX	XXX	XXX	XXX	XXX	XXX	XXX	XXX
3B	DeMarquis Gates	10/8	START	XXX	START	START	...	START	START	XXX	START	START	START
67	Alex Givens	11/4	XXX	XXX	XXX	XXX	XXX	XXX	XXX	START	START	START	START
9G	Will Gleeson	11/-	XXX	XXX	XXX	XXX	XXX	XXX	XXX	XXX	XXX	XXX	XXX
94	Issac Gross	11/1	XXX	XXX	XXX	XXX	XXX	XXX	XXX	START	XXX	XXX	XXX
4B	C.J. Hampton	11/-	XXX	XXX	XXX	XXX	XXX	XXX	XXX	XXX	XXX	XXX	XXX
15	M. Hartsfield	11/11	START	START	START	START	START	START	START	START	START	START	START
1H	Marquis Haynes	11/11	START	START	START	START	START	START	START	START	START	START	START
96	Jordan Hebert	2/-	...	XXX	...	XXX	...	...	...	...	...	...	...
1W	Willie Hibbler	8/1	XXX	XXX	XXX	XXX	XXX	...	XXX	START	...	...	XXX
5H	Michael Howard	11/-	XXX	XXX	XXX	XXX	XXX	XXX	XXX	XXX	XXX	XXX	XXX
1J	Van Jefferson	11/11	START	START	START	START	START	START	START	START	START	START	START
95	Benito Jones	11/3	XXX	XXX	XXX	XXX	XXX	XXX	XXX	XXX	START	START	START
19	Derrick Jones	8/2	...	...	...	XXX	XXX	XXX	XXX	XXX	XXX	START	START
93	D.J. Jones	11/11	START	START	START	START	START	START	START	START	START	START	START
31	Jaylon Jones	11/1	XXX	XXX	XXX	XXX	XXX	XXX	XXX	XXX	XXX	XXX	START
21	Akeem Judd	11/10	XXX	START	START	START	START	START	START	START	START	START	START
7B	Jalen Julius	11/8	XXX	START	START	START	START	START	START	START	START	XXX	XXX
10	Chad Kelly	9/9	START	START	START	START	START	START	START	START	START	...	...
8K	Dawson Knox	4/-	...	...	...	...	...	...	...	XXX	XXX	XXX	XXX
78	Jeremy Liggins	1/-	...	...	...	...	XXX	...	...	...	...	...	...
29	Armani Linton	6/-	...	...	XXX	...	XXX	...	...	XXX	XXX	XXX	XXX
74	Greg Little	11/4	XXX	XXX	XXX	XXX	XXX	XXX	XXX	START	START	START	START
5A	DaMarkus Lodge	11/1	XXX	XXX	XXX	XXX	START	XXX	XXX	XXX	XXX	XXX	XXX

2016 OLE MISS REBEL FOOTBALL
Ole Miss Games Played (as of Nov 20, 2016)
All games

##	PLAYER	GP-GS	FS	WOF	UA	UGA	MEM	AR	LS	AU	GS	TAMU	VANDY
27	Cale Luke	11/-	XXX	XXX	XXX	XXX	XXX	XXX	XXX	XXX	XXX	XXX	XXX
8B	Rommel Mageo	10/4	XXX	START	XXX	XXX	XXX	...	XXX	XXX	START	START	START
80	Elliot Markuson	2/-	...	XXX	...	...	...	...	...	...	...	...	XXX
42	G. McDowell	9/-	XXX	XXX	XXX	XXX	XXX	XXX	...	...	XXX	XXX	XXX
1M	D.K. Metcalf	2/-	XXX	XXX	...	...	...	...	...	...	...	...	...
30	A.J. Moore	11/-	XXX	XXX	XXX	XXX	XXX	XXX	XXX	XXX	XXX	XXX	XXX
99	Herbert Moore	4/-	...	XXX	...	XXX	...	...	...	XXX	...	...	XXX
13	Kailo Moore	11/-	XXX	XXX	XXX	XXX	XXX	XXX	XXX	XXX	XXX	XXX	XXX
91	Nathan Noble	11/-	XXX	XXX	XXX	XXX	XXX	XXX	XXX	XXX	XXX	XXX	XXX
28	Cam Ordway	2/-	...	XXX	...	XXX	...	...	...	...	...	...	...
11	Markell Pack	11/-	XXX	XXX	XXX	XXX	XXX	XXX	XXX	XXX	XXX	XXX	XXX
79	Javon Patterson	11/11	START	START	START	START	START	START	START	START	START	START	START
20	Shea Patterson	2/2	...	...	...	...	...	...	...	...	...	START	START
7A	Jason Pellerin	8/-	...	XXX	...	XXX	XXX	...	XXX	XXX	XXX	XXX	XXX
2P	D. Pennamon	9/-	...	XXX	XXX	XXX	...	XXX	XXX	XXX	XXX	XXX	XXX
2T	Tayler Polk	11/2	XXX	XXX	XXX	XXX	START	XXX	XXX	START	XXX	XXX	XXX
55	Tyler Putman	1/-	...	XXX	...	...	...	...	...	...	...	...	...
4Q	Ty Quick	11/-	XXX	XXX	XXX	XXX	XXX	XXX	XXX	XXX	XXX	XXX	XXX
50	Sean Rawlings	10/8	START	START	START	START	START	START	START	START	...	XXX	XXX
52	A. Robinson	4/-	...	XXX	...	XXX	...	...	XXX	...	...	...	XXX
33	J-P Sherling	4/-	...	XXX	XXX	XXX	XXX	...	...	...	...	...	...
70	Jordan Sims	11/10	START	START	START	START	START	START	START	XXX	START	START	START
22	Ray Ray Smith	11/1	XXX	XXX	XXX	XXX	XXX	START	XXX	XXX	XXX	XXX	XXX
9B	Breeland Speaks	11/7	START	START	START	START	START	START	START	XXX	XXX	XXX	XXX
2S	Jarrion Street	6/-	...	XXX	XXX	XXX	...	XXX	XXX	...	...	XXX	...
3A	D. Stringfellow	11/11	START	START	START	START	START	START	START	START	START	START	START
32	Temario Strong	11/-	XXX	XXX	XXX	XXX	XXX	XXX	XXX	XXX	XXX	XXX	XXX
24	Eric Swinney	2/-	XXX	...	...	...	...	...	...	...	...	...	XXX
73	Rod Taylor	8/7	START	START	START	START	START	START	START	...	...	...	XXX
84	Hunter Thurley	11/-	XXX	XXX	XXX	XXX	XXX	XXX	XXX	XXX	XXX	XXX	XXX
85	Alex Weber	2/-	...	XXX	...	...	...	...	...	...	...	...	XXX
5B	Ken Webster	1/1	START	...	...	...	...	...	...	...	...	...	...
36	Zedrick Woods	11/11	START	START	START	START	START	START	START	START	START	START	START
97	Gary Wunderlich	11/-	XXX	XXX	XXX	XXX	XXX	XXX	XXX	XXX	XXX	XXX	XXX
38	John Youngblood	9/8	START	START	START	START	START	START	START	START	XXX	...	...
89	Taz Zettergren	10/-	XXX	...	XXX	XXX	XXX	XXX	XXX	XXX	XXX	XXX	XXX

NCAA Statistics

Ole Miss - 2016-17 Football Ranking Summary thru games 11/19/2016

Statistic	National Rank	Conference Rank	Value	National Leader	Value	Conference Leader	Value
3rd Down Conversion Pct (128 ranked)	60	6	0.409	Western Mich.	0.558	Alabama	0.471
3rd Down Conversion Pct Defense (128 ranked)	73	9	0.401	Michigan	0.211	Alabama	0.291
4th Down Conversion Pct (128 ranked)	104	10	0.417	South Fla.	0.933	Kentucky	0.818
4th Down Conversion Pct Defense (128 ranked)	101	12	0.615	Duke	0.182	Alabama	0.222
Blocked Kicks (65 ranked)				Ga. Southern	7	Auburn	3
Blocked Kicks Allowed (127 ranked)	70	11	2	38 teams tied	0	8 teams tied	0
Blocked Punts (18 ranked)				Michigan	4		
Blocked Punts Allowed (128 ranked)	78	11	1	77 teams tied	0	10 teams tied	0
Completion Percentage (128 ranked)	45	5	0.602	Washington St.	0.718	Alabama	0.653
Defensive TDs (31 ranked)	11	3	3	Alabama	9	Alabama	9
Fewest Penalties (128 ranked)	24	3	56	Navy	26	LSU	49
Fewest Penalties Per Game (128 ranked)	24	3	5.09	Navy	2.60	Auburn	4.64
Fewest Penalty Yards (128 ranked)	27	5	500	Navy	206	Auburn	393
Fewest Penalty Yards Per Game (128 ranked)	27	5	45.45	Navy	20.60	Auburn	35.73
First Downs Defense (128 ranked)	95	11	247	Michigan	148	Alabama	149
First Downs Offense (128 ranked)	18	2	267	Texas Tech	336	Missouri	277
Fumbles Lost (128 ranked)	23	2	5	Old Dominion Nevada Iowa	2 2 2	Vanderbilt	4
Fumbles Recovered (128 ranked)	59	9	7	Minnesota	15	Tennessee Texas A&M	12 12
Kickoff Return Defense (128 ranked)	63	6	20.44	Memphis	14.92	LSU	17.42
Kickoff Returns (128 ranked)	27	5	23.10	San Diego St.	29.68	South Carolina	28.05
Net Punting (128 ranked)	49	10	38.08	Utah	45.20	Florida	42.36
Passes Had Intercepted (128 ranked)	96	13	12	Western Mich.	1	South Carolina Auburn	4 4
Passes Intercepted (128 ranked)	80	13	8	San Diego St.	20	Georgia	14
Passing Offense (128 ranked)	12	1	314.5	Texas Tech	451.8	Ole Miss	314.5
Passing Yards Allowed (128 ranked)	60	10	224.5	Michigan	137.0	Florida	160.0
Passing Yards per Completion (128 ranked)	39	5	13.20	Air Force	25.86	Kentucky	14.12
Punt Return Defense (128 ranked)	107	12	11.80	North Carolina	0.43	LSU	4.67
Punt Returns (128 ranked)	94	11	6.00	Texas A&M	28.58	Texas A&M	28.58
Red Zone Defense (128 ranked)	123	13	0.932	Florida	0.654	Florida	0.654
Red Zone Offense (128 ranked)	44	3	0.865	Florida St.	0.961	Vanderbilt	0.947
Rushing Defense (128 ranked)	112	12	227.2	Alabama	68.9	Alabama	68.9
Rushing Offense (128 ranked)	104	13	144.1	New Mexico	342.1	Auburn	297.8
Sacks Allowed (128 ranked)	68	10	2.09	Troy	0.50	Missouri	1.09
Scoring Defense (128 ranked)	93	12	32.1	Michigan	10.9	Alabama	11.4
Scoring Offense (128 ranked)	42	5	33.7	Louisville	46.0	Alabama	40.3
Tackles for Loss Allowed (128 ranked)	9	2	4.45	Missouri	3.00	Missouri	3.00
Team Passing Efficiency (128 ranked)	42	5	140.47	Oklahoma	191.87	Alabama	150.99
Team Passing Efficiency Defense (128 ranked)	60	12	128.85	Ohio St.	88.05	Florida	95.04
Team Sacks (128 ranked)	86	11	1.73	Florida St.	3.73	Alabama	3.64
Team Tackles for Loss (128 ranked)	57	8	6.1	Michigan	9.3	Texas A&M	8.9
Time of Possession (128 ranked)	125	13	25:26	Wisconsin	35:24	Arkansas	34:32
Total Defense (128 ranked)	101	12	451.7	Michigan	245.6	Alabama	252.6
Total Offense (128 ranked)	34	5	458.5	Louisville	558.5	Missouri	509.7
Turnover Margin (127 ranked)	83	12	-0.18	Western Mich. Washington Old Dominion	1.36 1.36 1.36	South Carolina	0.91
Turnovers Gained (127 ranked)	83	12	15	BYU	27	Texas A&M South Carolina	24 24
Turnovers Lost (128 ranked)	65	8	17	Western Mich.	5	Vanderbilt	11
Winning Percentage (128 ranked)	68	11	0.455	Western Mich. Alabama	1.000 1.000	Alabama	1.000

Statistic	Player	National Rank	Conference Rank	Value	National Leader	Value	Conference Leader	Value
All Purpose (200 ranked)	Evan Engram	170	18	84.18	Christian McCaffrey, Stanford	205.60	Rawleigh Williams, Arkansas	125.82
Blocked Kicks (4 ranked)					Vincent Taylor, Oklahoma St.	4	Montravius Adams, Auburn Dan Skipper, Arkansas	2 2
Combined Kick Returns (198 ranked)	Carlos Davis	20	1	674	Charles Nelson, Oregon	986	Carlos Davis, Ole Miss	674
Completion Percentage (106 ranked)	Chad Kelly	28	3	0.625	Luke Falk, Washington St.	0.714	Sean White, Auburn	0.652
Completions Per Game (100 ranked)	Chad Kelly	16	1	22.78	Luke Falk, Washington St.	34.55	Chad Kelly, Ole Miss	22.78
Field Goal Percentage (109 ranked)	Gary Wunderlich	2	1	0.952	Zane Gonzalez, Arizona St.	0.958	Gary Wunderlich, Ole Miss	0.952
Field Goals Per Game (128 ranked)	Gary Wunderlich	6	2	1.82	Austin Rehkow, Idaho	2.20	Daniel Carlson, Auburn	2.00
Forced Fumbles (55 ranked)	Marquis Haynes	28	4	0.27	Harold Landry, Boston College	0.64	Josh Allen, Kentucky	0.36
Fumbles Recovered (19 ranked)					Keishawn Bierria, Washington	5	Micah Abernathy, Tennessee Zach Cunningham, Vanderbilt	3 3
Interceptions Per Game (132 ranked)	Zedrick Woods	69	7	0.3	Tarvarus McFadden, Florida St.	0.7	Jalen Tabor, Florida	0.4
Kickoff Return TDs (7 ranked)					Quadree Henderson, Pittsburgh	3	4 players tied	1
Kickoff Returns (108 ranked)	Carlos Davis	45	5	23.1	Kylen Towner, Western Ky.	34.1	Evan Berry, Tennessee	32.9
Passes Defended (29 ranked)					Rashard Fant, Indiana	1.6	Aarion Penton, Missouri	1.3
Passing Efficiency (106 ranked)	Chad Kelly	29	3	147.4	Baker Mayfield, Oklahoma	194.7	Austin Allen, Arkansas	148.4
Passing TDs (155 ranked)	Chad Kelly Shea Patterson	37 155	4 17	19 4	Logan Woodside, Toledo	40	Joshua Dobbs, Tennessee	24
Passing Yards (130 ranked)	Chad Kelly	28	3	2,758	Patrick Mahomes, Texas Tech	4,466	Drew Lock, Missouri	3,131
Passing Yards Per Game (130 ranked)	Chad Kelly	10	1	306.4	Patrick Mahomes, Texas Tech	406.0	Chad Kelly, Ole Miss	306.4
Passing Yards per Completion (106 ranked)	Chad Kelly	28	5	13.45	Josh Allen, Wyoming	15.63	Drew Lock, Missouri	14.17
Points Responsible For (190 ranked)	Chad Kelly Gary Wunderlich	37 87	4 9	146 99	Lamar Jackson, Louisville	284	Joshua Dobbs, Tennessee	204
Points Responsible For Per Game (199 ranked)	Chad Kelly Gary Wunderlich	20 101	3 9	16.7 9.0	Lamar Jackson, Louisville	26.0	Joshua Dobbs, Tennessee	18.5
Punt Return TDs (6 ranked)					Christian Kirk, Texas A&M	3	Christian Kirk, Texas A&M	3
Punt Returns (66 ranked)					Brisly Estime, Syracuse	19.4	Isaiah McKenzie, Georgia	11.6
Punting (117 ranked)					Mitch Wishnowsky, Utah	48.6	JK Scott, Alabama	48.5
Receiving TDs (143 ranked)	Evan Engram Damore'Ea Stringfellow	34 143	4 12	8 4	Corey Davis, Western Mich. Carlos Henderson, Louisiana Tech	16 16	Fred Ross, Mississippi St.	11
Receiving Yards (200 ranked)	Evan Engram Damore'Ea Stringfellow Van Jefferson	27 111 179	1 10 19	926 619 496	Zay Jones, East Carolina	1,685	Evan Engram, Ole Miss	926
Receiving Yards Per Game (200 ranked)	Evan Engram Damore'Ea Stringfellow Van Jefferson	27 117 188	1 10 20	84.2 56.3 45.1	Zay Jones, East Carolina	153.2	Evan Engram, Ole Miss	84.2
Receptions Per Game (199 ranked)	Evan Engram Van Jefferson Damore'Ea Stringfellow	30 126 159	3 10 12	5.9 4.0 3.6	Zay Jones, East Carolina	13.7	Christian Kirk, Texas A&M	6.3
Rush Yards Per Carry (169 ranked)	Akeem Judd	95	14	4.96	Teriyon Gipson, New Mexico	8.41	Derrius Guice, LSU	8.03
Rushing TDs (169 ranked)	Akeem Judd Chad Kelly	131 169	16 23	6 5	Jeremy McNichols, Boise St. Will Worth, Navy	22 22	Nick Fitzgerald, Mississippi St. Benny Snell, Kentucky	12 12
Rushing Yards (200 ranked)	Akeem Judd	99	17	719	D'Onta Foreman, Texas	1,863	Rawleigh Williams, Arkansas	1,209
Rushing Yards Per Game (200 ranked)	Akeem Judd	106	15	65.4	D'Onta Foreman, Texas	186.3	Rawleigh Williams, Arkansas	109.9
Sacks (76 ranked)	Marquis Haynes	76	11	0.55	Hunter Dimick, Utah	1.27	Derek Barnett, Tennessee Arden Key, LSU	1.00 1.00
Scoring (197 ranked)	Gary Wunderlich	21	2	9.0	Jeremy McNichols, Boise St.	14.2	Daniel Carlson, Auburn	10.5
Solo Tackles (45 ranked)					Nate Holley, Kent St.	8.9	Jordan Jones, Kentucky	5.6
Tackles For Loss (33 ranked)					Haason Reddick, Temple	1.8	Myles Garrett, Texas A&M	1.6
Total Interceptions (49 ranked)	Zedrick Woods	49	5	3	Tarvarus McFadden, Florida St.	8	4 players tied	4
Total Offense (200 ranked)	Chad Kelly	6	1	343.3	Patrick Mahomes, Texas Tech	430.2	Chad Kelly, Ole Miss	343.3
Total Points Scored (150 ranked)	Gary Wunderlich	19	2	99	Jeremy McNichols, Boise St.	156	Daniel Carlson, Auburn	115
Total Tackles (148 ranked)	Demarquis Gates	110	7	7.5	Rodney Butler, New Mexico St.	13.9	Zach Cunningham, Vanderbilt	9.9
Total Touchdowns (130 ranked)	Evan Engram	130	17	8	Jeremy McNichols, Boise St.	26	Nick Fitzgerald, Mississippi St. Benny Snell, Kentucky Rawleigh Williams, Arkansas	12 12 12
Yards per Pass Attempt (106 ranked)	Chad Kelly	20	2	8.41	Baker Mayfield, Oklahoma	10.87	Austin Allen, Arkansas	8.47
Yards per Reception (200 ranked)	Damore'Ea Stringfellow A.J. Brown Evan Engram	99 144 147	10 15 16	15.48 14.27 14.25	Jalen Robinette, Air Force	26.33	Jeff Badet, Kentucky	24.46

INDIVIDUAL GAME-BY-GAME RUSHING

No.	Player	Att-Yds-TD	FSU	WOFF	ALA	UGA	MEM	ARK	LSU	AUB	GSU	TAMU	VU	MSU
21	Judd	145-719-6	8-44-1	11-64-0	15-45-1	7-41-0	15-108-0	11-41-1	13-39-1	9-35-0	26-139-1	20-100-1	10-63-0	
10	Kelly	81-332-5	13-15-0	4-13-0	13-48-0	4-53-1	3-0-0	14-89-2	12-56-0	11-40-0	6-23-0	-	-	
23	Brazley	59-257-2	2-3-0	4-39-0	3-10-0	3-5-0	13-124-2	6-20-0	4-8-0	8-27-0	6-12-0	8-9-0	2-0-0	
20	S. Patterson	28-96-0	-	-	-	-	-	-	-	-	-	15-64-0	13-32-0	
7	Pellerin	28-90-3	-	6-27-1	-	4-15-0	8-22-2	-	0-0-0	3-3-0	4-29-0	2-(-6)-0	1-0-0	
28	Pennamon	20-63-1	-	6-18-0	1-3-0	6-37-1	-	0-0-0	6-8-0	0-0-0	1-(-3)-0	0-0-0	0-0-0	
12	Jefferson	3-30-0	0-0-0	0-0-0	0-0-0	3-30-0	0-0-0	0-0-0	0-0-0	0-0-0	0-0-0	0-0-0	0-0-0	
25	Buford	10-29-0	-	3-18-0	-	2-2-0	5-9-0	0-0-0	0-0-0	0-0-0	0-0-0	0-0-0	0-0-0	
24	Swinney	1-6-0	1-6-0	-	-	-	-	-	-	-	-	-	-	
11	Pack	1-(-4)-0	0-0-0	0-0-0	0-0-0	0-0-0	0-0-0	0-0-0	1-(-4)-0	0-0-0	0-0-0	0-0-0	0-0-0	
5	Lodge	1-(-5)-0	0-0-0	0-0-0	0-0-0	0-0-0	0-0-0	0-0-0	0-0-0	0-0-0	0-0-0	0-0-0	1-(-5)-0	
	Total	**384-1590-17**	**25-67-1**	**34-174-1**	**33-101-1**	**31-180-2**	**44-263-4**	**31-150-3**	**36-107-1**	**31-105-0**	**45-196-3**	**47-152-1**	**27-90-0**	
	Opponents	**499-2514-27**	**41-162-2**	**57-233-1**	**48-334-3**	**44-230-2**	**31-119-4**	**51-200-1**	**36-311-4**	**52-307-3**	**59-267-2**	**34-129-2**	**46-208-3**	

INDIVIDUAL GAME-BY-GAME PASSING

No.	Player	Comp-Att-Int Yds-TD	FSU	WOFF	ALA	UGA	MEM	ARK	LSU	AUB	GSU	TAMU	VU	MSU
10	Kelly	205-328-8	21-39-3	20-27-0	26-40-0	18-24-0	30-44-1	18-39-1	20-33-2	36-59-1	16-23-0	-	-	
		2758-19	313-4	219-3	421-3	282-2	361-1	253-1	218-1	465-3	226-1	-	-	
20	S. Patterson	45-84-1	-	-	-	-	-	-	-	-	-	25-42-1	20-42-0	
		560-4	-	-	-	-	-	-	-	-	-	338-2	222-2	
7	Pellerin	11-22-3	-	2-3-1	-	2-5-1	0-0-0	-	0-0-0	0-0-0	1-5-1	0-0-0	6-9-0	
		104-2	-	23-1	-	11-1	0-0	-	0-0	0-0	19-0	0-0	51-0	
11	Pack	1-1-0	0-0-0	0-0-0	0-0-0	1-1-0	0-0-0	0-0-0	0-0-0	0-0-0	0-0-0	0-0-0	0-0-0	
		37-0	0-0	0-0	0-0	37-0	0-0	0-0	0-0	0-0	0-0	0-0	0-0	
	Total	**262-435-12**	**21-39-3**	**22-30-1**	**26-40-0**	**21-30-1**	**30-44-1**	**18-39-1**	**20-33-1**	**36-59-1**	**17-28-1**	**25-42-1**	**26-51-0**	
		3459-25	**313-4**	**242-4**	**421-3**	**330-3**	**361-1**	**253-1**	**218-1**	**465-3**	**245-1**	**338-2**	**273-2**	
	Opponents	**198-333-8**	**33-52-0**	**5-9-0**	**19-31-0**	**17-37-1**	**31-47-3**	**19-32-1**	**19-28-1**	**15-22-0**	**7-17-1**	**16-28-1**	**17-30-0**	
		2470-12	**419-2**	**72-0**	**158-0**	**166-0**	**355-0**	**229-3**	**204-1**	**247-1**	**134-1**	**213-2**	**273-2**	

INDIVIDUAL GAME-BY-GAME RECEIVING

No.	Player	No-Yds-TD	FSU	WOFF	ALA	UGA	MEM	ARK	LSU	AUB	GSU	TAMU	VU	MSU
17	Engram	65-926-8	9-121-1	2-43-0	9-138-1	6-95-1	4-82-1	7-111-1	3-15-0	9-95-1	4-75-1	6-49-0	6-102-1	
12	Jefferson	44-496-3	2-23-1	4-31-0	6-91-0	2-20-0	7-79-0	1-16-0	4-43-1	4-41-0	4-49-0	4-51-1	6-52-0	
3	Stringfellow	40-619-4	3-41-1	5-40-0	4-87-1	2-43-0	6-94-0	2-26-0	4-92-0	3-40-1	5-66-0	5-74-1	1-16-0	
8	Adeboyejo	32-416-1	2-40-0	1-6-1	2-22-0	3-38-0	5-44-0	4-61-0	2-31-0	4-76-0	2-14-0	2-37-0	5-47-0	
1	A.J. Brown	26-371-2	2-48-0	2-15-1	2-48-1	4-46-0	4-31-0	1-13-0	0-0-0	3-48-0	1-29-0	4-77-0	3-16-0	
5	Lodge	15-203-2	0-0-0	3-29-0	2-32-0	2-72-1	1-6-0	0-0-0	1-4-0	3-39-1	0-0-0	1-15-0	2-6-0	
21	Judd	14-92-1	1-0-0	0-0-0	0-0-0	0-0-0	0-0-0	0-0-0	3-2-0	4-35-0	1-12-0	2-9-0	3-34-1	
11	Pack	9-130-1	0-0-0	3-46-1	0-0-0	0-0-0	0-0-0	3-26-0	0-0-0	2-32-0	0-0-0	1-26-0	0-0-0	
23	Brazley	9-83-1	0-0-0	0-0-0	1-3-0	1-5-1	3-25-0	0-0-0	1-12-0	3-38-0	0-0-0	0-0-0	0-0-0	
89	Zettergren	3-68-0	1-37-0	-	0-0-0	0-0-0	0-0-0	0-0-0	1-10-0	1-21-0	0-0-0	0-0-0	0-0-0	
28	Pennamon	2-20-0	-	0-0-0	0-0-0	1-11-0	-	0-0-0	1-9-0	0-0-0	0-0-0	0-0-0	0-0-0	
14	Metcalf	2-13-2	1-3-1	1-10-1	-	-	-	-	-	-	-	-	-	
84	Thurley	1-22-0	0-0-0	1-22-0	0-0-0	0-0-0	0-0-0	0-0-0	0-0-0	0-0-0	0-0-0	0-0-0	0-0-0	
	Total	**262-3489-25**	**21-313-4**	**22-242-4**	**26-421-3**	**21-330-3**	**30-361-1**	**18-253-1**	**20-218-1**	**36-465-3**	**17-245-1**	**25-338-2**	**26-273-2**	
	Opponents	**198-2470-12**	**33-419-2**	**5-72-0**	**19-158-0**	**17-166-0**	**31-355-0**	**19-229-3**	**19-204-1**	**15-247-1**	**7-134-1**	**16-213-2**	**17-273-2**	

INDIVIDUAL GAME-BY-GAME PUNT RETURNS

No.	Player	No-Yds-Lg	FSU	WOFF	ALA	UGA	MEM	ARK	LSU	AUB	GSU	TAMU	VU	MSU
23	C. Davis	5-26-8	1-7-7	0-0-0	1-3-3	0-0-0	0-0-0	1-0-0	2-16-8	0-0-0	0-0-0	0-0-0	1-23-23	
12	Jefferson	4-11-6	0-0-0	1-6-6	0-0-0	2-7-4	0-0-0	0-0-0	0-0-0	0-0-0	0-0-0	1-(-2)-0	0-0-0	
	Total	**10-60-23**	**1-7-7**	**1-6-6**	**1-3-3**	**2-7-4**	**0-0-0**	**1-0-0**	**2-16-8**	**0-0-0**	**0-0-0**	**1-(-2)-0**	**1-23-23**	
	Opponents	**15-177-85**	**1-(-5)-0**	**0-0-0**	**2-95-85**	**1-8-8**	**0-0-0**	**2-5-4**	**4-54-25**	**1-10-10**	**2-10-10**	**1-5-5**	**1-(-5)-0**	

INDIVIDUAL GAME-BY-GAME KICKOFF RETURNS

No.	Player	No-Yds-Lg	FSU	WOFF	ALA	UGA	MEM	ARK	LSU	AUB	GSU	TAMU	VU	MSU
23	C. Davis	27-625-62	4-74-20	1-62-62	1-10-10	0-0-0	2-35-22	4-87-39	6-124-28	3-83-43	1-13-13	0-0-0	5-137-60	
13	K. Moore	2-42-22	0-0-0	0-0-0	1-22-22	1-20-20	0-0-0	0-0-0	0-0-0	0-0-0	0-0-0	0-0-0	0-0-0	
36	Woods	1-26-26	0-0-0	1-26-26	0-0-0	0-0-0	0-0-0	0-0-0	0-0-0	0-0-0	0-0-0	0-0-0	0-0-0	
	Total	**30-693-62**	**4-74-20**	**2-88-62**	**2-32-22**	**1-20-20**	**2-35-22**	**4-87-39**	**6-124-28**	**3-83-43**	**1-13-13**	**0-0-0**	**5-137-60**	
	Opponents	**41-838-90**	**3-81-46**	**4-64-18**	**3-79-41**	**2-60-40**	**6-118-36**	**2-26-16**	**4-58-16**	**2-34-24**	**7-109-31**	**5-164-90**	**3-45-20**	

INDIVIDUAL GAME-BY-GAME TACKLES

No.	Player	UT-AT-TT TFL/Sack	FSU	WOFF	ALA	UGA	MEM	ARK	LSU	AUB	GSU	TAMU	VU	MSU
3	Gates	38-37-75 5.5/4.0	4-3-7 2.0/2.0	2-4-6 0.0/0.0	2-6-8 0.0/0.0	4-5-9 0.0/0.0	- -	3-4-7 1.0/1.0	5-2-7 1.0/1.0	7-2-9 1.0/0.0	4-7-11 0.5/0.0	3-3-6 0.0/0.0	4-1-5 0.0/0.0	
36	Woods	27-31-58 2.5/0.0	7-4-11 0.0/0.0	1-3-4 0.5/0.0	2-1-3 0.0/0.0	2-1-3 0.0/0.0	4-4-8 1.5/0.0	5-5-10 0.0/0.0	0-3-3 0.0/0.0	3-3-6 0.0/0.0	0-6-6 0.0/0.0	1-1-2 0.5/0.0	2-0-2 0.0/0.0	
10	Haynes	25-16-41 10.0/6.0	4-2-6 1.0/1.0	1-4-5 0.0/0.0	4-0-4 2.0/1.0	0-0-0 0.0/0.0	4-2-6 2.0/1.0	3-2-5 1.0/1.0	1-2-3 1.0/1.0	5-0-5 1.0/0.0	0-4-4 0.0/0.0	3-0-3 2.0/1.0	0-3-3 0.0/0.0	
30	A.J. Moore	22-19-41 5.0/0.0	2-1-3 0.0/0.0	2-0-2 0.0/0.0	4-5-9 1.0/0.0	0-2-2 0.0/0.0	5-1-6 1.0/0.0	1-1-2 0.0/0.0	0-1-1 0.5/0.0	2-2-4 0.0/0.0	2-3-5 1.5/0.0	4-0-4 2.5/0.0	0-3-3 0.0/0.0	
8	Mageo	15-26-41 1.5/0.0	2-1-3 0.0/0.0	3-5-8 0.0/0.0	0-0-0 0.0/0.0	1-3-4 0.0/0.0	0-1-1 0.0/0.0	- -	0-0-0 0.0/0.0	0-0-0 0.0/0.0	5-7-12 1.5/0.0	1-4-5 0.0/0.0	3-5-8 0.0/0.0	
15	Hartsfield	26-13-39 2.0/0.0	5-0-5 0.0/0.0	1-1-2 0.0/0.0	3-1-4 0.0/0.0	0-1-1 0.0/0.0	3-0-3 0.0/0.0	2-3-5 0.0/0.0	1-3-4 0.0/0.0	5-0-5 0.0/0.0	2-3-5 1.0/0.0	1-0-1 1.0/0.0	3-1-4 0.0/0.0	
43	Bing-Dukes	18-20-38 3.0/0.0	0-0-0 0.0/0.0	1-0-1 1.0/0.0	0-0-0 0.0/0.0	4-3-7 0.0/0.0	3-4-7 0.0/0.0	4-4-8 0.0/0.0	3-5-8 2.0/0.0	2-2-4 0.0/0.0	- -	1-1-2 0.0/0.0	0-1-1 0.0/0.0	
95	B. Jones	12-26-38 4.5/0.5	1-3-4 1.5/0.0	1-4-5 0.0/0.0	2-2-4 1.0/0.0	0-2-2 0.0/0.0	0-0-0 0.0/0.0	1-1-2 0.0/0.0	0-3-3 0.0/0.0	0-4-4 0.0/0.0	0-5-5 1.0/0/5	4-1-5 0.0/0.0	3-1-4 1.0/0.0	
12	Conner	18-18-36 3.5/0.5	1-1-2 0.5/0.0	1-1-2 0.0/0.0	3-2-5 0.5/0.0	0-0-0 0.0/0.0	3-2-5 0.5/0.5	0-1-1 0.0/0.0	1-4-5 0.0/0.0	3-2-5 1.0/0.0	3-1-4 1.0/0.0	0-3-3 0.0/0.0	3-1-4 0.0/0.0	
6	F. Brown	12-23-35 5.5/2.5	1-1-2 0.0/0.0	0-1-1 0.0/0.0	- -	- -	- -	- -	0-3-3 0.5/0.0	2-3-5 1.0/1.0	3-11-14 1.5/0.5	4-2-6 2.0/0.5	2-2-4 2.0/1.0	
21	Caldwell	15-17-32 0.0/0.0	4-6-10 0.0/0.0	2-2-4 0.0/0.0	5-5-10 0.0/0.0	0-0-0 0.0/0.0	1-2-3 0.0/0.0	2-1-3 0.0/0.0	1-1-2 0.0/0.0	- -	- -	- -	- -	
2	Anderson	15-14-29 1.5/0.0	1-1-2 0.0/0.0	1-6-7 0.5/0.0	1-1-2 0.0/0.0	3-1-4 1.0/0.0	1-0-1 0.0/0.0	0-0-0 0.0/0.0	1-1-2 0.0/0.0	2-0-2 0.0/0.0	1-2-3 0.0/0.0	2-1-3 0.0/0.0	2-1-3 0.0/0.0	
93	D.J. Jones	11-18-29 3.0/2.0	1-3-4 0.0/0.0	2-2-4 0.0/0.0	2-1-3 0.0/0.0	1-2-3 1.0/1.0	0-0-0 0.0/0.0	0-2-2 0.0/0.0	0-1-1 0.0/0.0	1-1-2 0.0/0.0	0-3-3 0.0/0.0	2-2-4 1.0/0.0	2-1-3 1.0/1.0	
9	Speaks	11-17-28 1.5/1.0	0-1-1 0.0/0.0	0-3-3 0.5/0.0	2-3-5 0.0/0.0	1-4-5 0.0/0.0	1-1-2 0.0/0.0	3-1-4 1.0/1.0	0-1-1 0.0/0.0	0-0-0 0.0/0.0	2-2-4 0.0/0.0	0-0-0 0.0/0.0	2-1-3 0.0/0.0	
24	Polk	15-12-27 0.5/0.0	2-0-2 0.0/0.0	0-3-3 0.5/0.0	2-0-2 0.0/0.0	3-2-5 0.0/0.0	4-2-6 0.0/0.0	0-0-0 0.0/0.0	0-0-0 0.0/0.0	2-1-3 0.0/0.0	1-3-4 0.0/0.0	0-0-0 0.0/0.0	1-1-2 0.0/0.0	
94	Gross	12-14-26 1.5/0.0	3-0-3 1.0/0.0	0-3-3 0.5/0.0	1-2-3 0.0/0.0	0-1-1 0.0/0.0	2-0-2 0.0/0.0	4-3-7 0.0/0.0	1-1-2 0.0/0.0	0-2-2 0.0/0.0	0-3-3 0.0/0.0	0-1-1 0.0/0.0	1-0-1 0.0/0.0	
23	C. Davis	17-9-26 0.0/0.0	6-2-8 0.0/0.0	0-0-0 0.0/0.0	3-0-3 0.0/0.0	2-1-3 0.0/0.0	3-3-6 0.0/0.0	2-0-2 0.0/0.0	0-1-1 0.0/0.0	0-1-1 0.0/0.0	0-0-0 0.0/0.0	1-0-1 0.0/0.0	0-1-1 0.0/0.0	
31	J. Jones	16-10-26 0.0/0.0	1-1-2 0.0/0.0	0-0-0 0.0/0.0	2-0-2 0.0/0.0	4-2-6 0.0/0.0	0-1-1 0.0/0.0	0-2-2 0.0/0.0	0-3-3 0.0/0.0	1-0-1 0.0/0.0	1-0-1 0.0/0.0	2-0-2 0.0/0.0	5-1-6 0.0/0.0	
38	Youngblood	6-16-22 1.5/0.0	1-1-2 0.0/0.0	0-2-2 0.5/0.0	1-3-4 0.5/0.0	1-1-2 0.0/0.0	0-2-2 0.0/0.0	2-3-5 0.5/0.0	0-2-2 0.0/0.0	1-2-3 0.0/0.0	0-0-0 0.0/0.0	- -	- -	
22	R. Smith	10-11-21 0.0/0.0	0-0-0 0.0/0.0	2-1-3 0.0/0.0	0-0-0 0.0/0.0	0-1-1 0.0/0.0	1-1-2 0.0/0.0	2-2-4 0.0/0.0	1-1-2 0.0/0.0	3-4-7 0.0/0.0	1-1-2 0.0/0.0	0-0-0 0.0/0.0	0-0-0 0.0/0.0	
1	Bridges	16-5-21 2.0/0.0	5-1-6 0.0/0.0	0-0-0 0.0/0.0	0-0-0 0.0/0.0	0-0-0 0.0/0.0	3-0-3 1.0/0.0	0-1-1 0.5/0.0	1-3-4 0.5/0.0	3-0-3 0.0/0.0	3-0-3 0.0/0.0	1-0-1 0.0/0.0	0-0-0 0.0/0.0	
7	Julius	15-6-21 1.5/0.5	0-0-0 0-0-0	1-0-1 0.0/0.0	4-1-5 1.0/0.0	0-0-0 0.0/0.0	3-3-6 0.5/0.5	2-1-3 0.0/0.0	3-1-4 0.0/0.0	1-0-1 0.0/0.0	0-0-0 0.0/0.0	0-0-0 0.0/0.0	1-0-1 0.0/0.0	
19	D. Jones	15-5-20 1.5/0.0	- -	- -	- -	0-1-1 0.0/0.0	2-1-3 0.0/0.0	2-1-3 0.0/0.0	2-1-3 0.5/0.0	2-0-2 0.0/0.0	1-1-2 1.0/0.0	3-0-3 0.0/0.0	3-0-3 0.0/0.0	
32	Strong	11-5-16 2.5/0.0	0-0-0 0.0/0.0	1-2-3 0.0/0.0	1-0-1 0.0/0.0	0-0-0 0.0/0.0	0-0-0 0.0/0.0	1-0-1 0.0/0.0	4-2-6 2.5/0.0	0-0-0 0.0/0.0	1-0-1 0.0/0.0	2-0-2 0.0/0.0	1-1-2 0.0/0.0	
42	McDowell	9-6-15 1.5/1.0	0-0-0 0.0/0.0	2-2-4 0.5/0.0	0-0-0 0.0/0.0	2-2-4 1.0/1.0	1-0-1 0.0/0.0	2-1-3 0.0/0.0	- -	- -	0-0-0 0.0/0.0	2-1-3 0.0/0.0	0-0-0 0.0/0.0	
4	Hampton	6-9-15 0.0/0.0	0-0-0 0.0/0.0	1-3-4 0.0/0.0	0-1-1 0.0/0.0	4-1-5 0.0/0.0	0-0-0 0.0/0.0	0-3-3 0.0/0.0	0-0-0 0.0/0.0	0-0-0 0.0/0.0	0-0-0 0.0/0.0	0-0-0 0.0/0.0	1-1-2 0.0/0.0	
13	K. Moore	7-4-11 0.0/0.0	0-0-0 0.0/0.0	0-0-0 0.0/0.0	0-1-1 0.0/0.0	1-1-2 0.0/0.0	1-0-1 0.0/0.0	0-0-0 0.0/0.0	1-1-2 0.0/0.0	0-1-1 0.0/0.0	3-0-3 0.0/0.0	0-0-0 0.0/0.0	1-0-1 0.0/0.0	
14	V. Evans	6-4-10 2.5/1.0	0-0-0 0.0/0.0	3-0-3 1.0/1.0	- -	0-0-0 0.0/0.0	0-1-1 0.5/0.0	1-0-1 0.0/0.0	1-0-1 1.0/0.0	0-0-0 0.0/0.0	1-2-3 0.0/0.0	0-0-0 0.0/0.0	0-1-1 0.0/0.0	
25	Custis	5-4-9 0.0/0.0	1-0-1 0.0/0.0	0-2-2 0.0/0.0	0-1-1 0.0/0.0	2-1-3 0.0/0.0	0-0-0 0.0/0.0	0-0-0 0.0/0.0	2-0-2 0.0/0.0	0-0-0 0.0/0.0	0-0-0 0.0/0.0	- -	0-0-0 0.0/0.0	
17	Hibbler	4-5-9 1.5/0.0	0-0-0 0.0/0.0	2-2-4 0.5/0.0	0-0-0 0.0/0.0	1-0-1 1.0/0.0	0-0-0 0.0/0.0	- -	1-0-1 0.0/0.0	0-3-3 0.0/0.0	- -	- -	0-0-0 0.0/0.0	
84	Thurley	2-4-6 0.0/0.0	0-0-0 0.0/0.0	0-0-0 0.0/0.0	0-0-0 0.0/0.0	0-0-0 0.0/0.0	0-0-0 0.0/0.0	0-0-0 0.0/0.0	0-0-0 0.0/0.0	0-0-0 0.0/0.0	2-4-6 0.0/0.0	0-0-0 0.0/0.0	0-0-0 0.0/0.0	
90	Donelly	2-3-5 0.5/0.0	- -	0-1-1 0.0/0.0	- -	0-0-0 0.0/0.0	- -	0-0-0 0.0/0.0	0-2-2 0.5/0.0	0-0-0 0.0/0.0	0-0-0 0.0/0.0	1-0-1 0.0/0.0	1-0-1 0.0/0.0	
34	Curtis	0-4-4 0.0/0.0	0-0-0 0.0/0.0	0-0-0 0.0/0.0	- -	0-1-1 0.0/0.0	0-0-0 0.0/0.0	0-1-1 0.0/0.0	0-1-1 0.0/0.0	0-1-1 0.0/0.0	0-0-0 0.0/0.0	0-0-0 0.0/0.0	0-0-0 0.0/0.0	
52	Robinson	2-2-4 1.0/1.0	- -	0-1-1 0.0/0.0	- -	1-0-1 1.0/1.0	- -	- -	0-1-1 0.0/0.0	- -	- -	- -	1-0-1 0.0/0.0	
26	Street	1-2-3 0.0//0.0	- -	1-2-3 0.0/0.0	0-0-0 0.0/0.0	0-0-0 0.0/0.0	- -	0-0-0 0.0/0.0	0-0-0 0.0/0.0	- -	- -	0-0-0 0.0/0.0	- -	
33	Sherling	0-3-3 0.0/0.0	- -	0-1-1 0.0/0.0	0-0-0 0.0/0.0	0-0-0 0.0/0.0	0-2-2 0.0/0.0	- -	- -	- -	- -	- -	- -	
89	Zettergren	2-0-2 0.0/0.0	0-0-0 0.0/0.0	- -	0-0-0 0.0/0.0	1-0-1 0.0/0.0	0-0-0 0.0/0.0	0-0-0 0.0/0.0	1-0-1 0.0/0.0	0-0-0 0.0/0.0	0-0-0 0.0/0.0	0-0-0 0.0/0.0	0-0-0 0.0/0.0	
53	Few	1-1-2 0.0/0.0	0-0-0 0.0/0.0	0-0-0 0.0/0.0	0-0-0 0.0/0.0	1-0-1 0.0/0.0	0-0-0 0.0/0.0	0-1-1 0.0/0.0	0-0-0 0.0/0.0	0-0-0 0.0/0.0	0-0-0 0.0/0.0	0-0-0 0.0/0.0	0-0-0 0.0/0.0	
96	Hebert	2-0-2 0.0/0.0	- -	1-0-1 0.0/0.0	- -	1-0-1 0.0/0.0	- -	- -	- -	- -	- -	- -	- -	
28	Ordway	1-0-1 0.0/0.0	- -	1-0-1 0.0/0.0	- -	0-0-0 0.0/0.0	- -	- -	- -	- -	- -	- -	- -	
5	Lodge	1-0-1 0.0/0.0	1-0-1 0.0/0.0	0-0-0 0.0/0.0	0-0-0 0.0/0.0	0-0-0 0.0/0.0	0-0-0 0.0/0.0	0-0-0 0.0/0.0	0-0-0 0.0/0.0	0-0-0 0.0/0.0	0-0-0 0.0/0.0	0-0-0 0.0/0.0	0-0-0 0.0/0.0	
8	Adeboyejo	1-0-1 0.0/0.0	1-0-1 0.0/0.0	0-0-0 0.0/0.0	0-0-0 0.0/0.0	0-0-0 0.0/0.0	0-0-0 0.0/0.0	0-0-0 0.0/0.0	0-0-0 0.0/0.0	0-0-0 0.0/0.0	0-0-0 0.0/0.0	0-0-0 0.0/0.0	0-0-0 0.0/0.0	
80	Markuson	0-1-1 0.0/0.0	- -	0-1-1 0.0/0.0	- -	- -	- -	- -	- -	- -	- -	- -	- -	
91	Noble	1-0-1 0.0/0.0	0-0-0 0.0/0.0	0-0-0 0.0/0.0	0-0-0 0.0/0.0	1-0-1 0.0/0.0	0-0-0 0.0/0.0	0-0-0 0.0/0.0	0-0-0 0.0/0.0	0-0-0 0.0/0.0	0-0-0 0.0/0.0	0-0-0 0.0/0.0	0-0-0 0.0/0.0	
29	Linton	1-0-1 0.0/0.0	- -	0-0-0 0.0/0.0	- -	- -	1-0-1 0.0/0.0	- -	- -	0-0-0 0.0/0.0	0-0-0 0.0/0.0	0-0-0 0.0/0.0	0-0-0 0.0/0.0	
3	Stringfellow	1-0-1 0.0/0.0	0-0-0 0.0/0.0	0-0-0 0.0/0.0	0-0-0 0.0/0.0	0-0-0 0.0/0.0	0-0-0 0.0/0.0	0-0-0 0.0/0.0	1-0-1 0.0/0.0	0-0-0 0.0/0.0	0-0-0 0.0/0.0	0-0-0 0.0/0.0	0-0-0 0.0/0.0	
10	Kelly	1-0-1 0.0/0.0	0-0-0 0.0/0.0	0-0-0 0.0/0.0	0-0-0 0.0/0.0	0-0-0 0.0/0.0	0-0-0 0.0/0.0	0-0-0 0.0/0.0	0-0-0 0.0/0.0	1-0-1 0.0/0.0	0-0-0 0.0/0.0	- -	- -	

TEAM GAME-BY-GAME STATISTICS

Total Offense		FSU	WOFF	ALA	UGA	MEM	ARK	LSU	AUB	GSU	TAMU	VU	MSU
Yards	UM	380	416	522	510	624	403	325	570	441	490	363	
	Opp	580	305	492	396	474	429	515	554	401	342	481	
Total Plays	UM	64	64	73	61	88	70	69	90	73	89	78	
	Opp	93	66	79	81	78	83	64	74	76	62	76	
Avg/Play	UM	5.9	6.5	7.2	8.4	7.1	5.8	4.7	6.3	6.0	5.5	4.7	
	Opp	6.2	4.6	6.2	4.9	6.1	5.2	8.0	7.5	5.3	5.5	6.3	
Rushing Yards	UM	67	174	101	180	263	150	107	105	196	152	90	
	Opp	161	233	334	230	119	200	311	307	267	129	208	
Carries	UM	25	34	33	31	44	31	36	31	45	47	27	
	Opp	41	57	48	44	31	51	36	52	59	34	46	
TDs	UM	1	1	1	2	4	3	1	0	3	1	0	
	Opp	2	1	3	2	4	1	4	3	2	2	3	
Passing Yards	UM	313	242	421	330	361	253	218	465	245	338	273	
	Opp	419	72	158	166	355	229	204	247	134	213	273	
Attempts	UM	39	30	40	30	44	39	33	59	28	42	51	
	Opp	52	9	31	37	47	32	28	22	17	28	30	
Completions	UM	21	22	26	21	30	18	20	36	17	25	26	
	Opp	33	5	19	17	31	19	19	15	7	16	17	
Comp. %	UM	53.8	73.3	65.0	70.0	68.2	46.2	60.6	61.0	60.7	59.5	51.0	
	Opp	63.5	55.6	61.3	45.9	66.0	59.4	67.9	68.2	41.2	57.1	56.7	
TDs	UM	4	4	3	3	1	1	1	3	1	2	2	
	Opp	2	0	0	0	0	3	1	1	1	2	2	
Intercepted	UM	3	1	0	1	1	1	2	1	1	1	0	
	Opp	0	0	0	1	3	1	1	0	1	1	0	
First Downs Total	UM	21	22	23	23	34	20	19	32	25	30	18	
	Opp	32	18	22	21	27	27	20	26	19	13	22	
Rushing	UM	6	9	4	9	14	6	5	5	12	12	4	
	Opp	12	14	14	12	7	12	10	14	12	4	9	
Passing	UM	12	13	17	12	20	13	11	26	9	15	12	
	Opp	17	3	7	9	16	13	10	12	4	8	12	
Penalty	UM	3	0	2	2	0	1	3	1	4	3	2	
	Opp	3	1	1	0	4	2	0	0	3	1	1	
Time of Possession	UM	17:21	24:34	24:37	24:12	32:13	19:22	27:47	27:33	23:57	33:03	25:11	
	Opp	42:39	35:26	35:23	35:48	27:47	40:38	32:13	32:27	36:03	26:57	34:49	
Third Down	UM	5 of 11	10 of 13	5 of 15	2 of 9	3 of 11	6 of 14	5 of 15	7 of 16	6 of 14	8 of 17	5 of 18	
	Opp	9 of 18	6 of 16	7 of 15	4 of 16	5 of 13	5 of 16	4 of 11	7 of 14	9 of 19	6 of 14	5 of 15	
Fourth Down	UM	1 of 1	0 of 0	0 of 0	0 of 0	2 of 2	0 of 2	0 of 0	1 of 3	1 of 1	0 of 0	0 of 3	
	Opp	0 of 0	2 of 3	0 of 0	2 of 3	1 of 1	1 of 1	0 of 0	1 of 1	0 of 1	0 of 2	1 of 1	
Punting	UM	4-176	2-77	6-310	4-188	3-123	5-201	8-358	2-87	4-124	5-200	7-297	
	Opp	3-132	4-212	5-194	7-276	4-141	5-231	5-224	2-86	5-185	6-287	8-293	
Fumbles-Lost	UM	1-1	1-0	1-1	0-0	1-0	2-0	0-0	0-0	0-0	5-1	1-1	
	Opp	3-0	2-1	3-1	2-1	1-1	1-0	2-2	2-0	1-0	1-0	2-1	
Penalties	UM	8-74	2-25	6-65	4-25	6-65	4-45	4-30	6-35	6-65	4-20	6-51	
	Opp	15-127	2-25	9-75	8-52	7-52	6-71	6-43	4-30	6-54	8-67	5-40	
Punt Returns	UM	1-7	1-6	1-3	2-7	0-0	1-0	2-16	0-0	0-0	1-(-2)	1-23	
	Opp	1-(5)	0-0	2-95	1-8	0-0	2-5	4-54	1-10	2-10	1-5	1-(-5)	
Kickoff Returns	UM	4-74	2-88	2-32	1-20	2-35	6-365	6-124	3-83	1-13	0-0	5-137	
	Opp	3-81	4-64	3-79	2-60	6-118	7-435	4-58	2-34	7-109	5-164	3-45	
Sacks By-Yards	UM	3-16	0-0	1-9	3-12	2-25	3-27	2-15	1-5	1-5	1-8	2-15	
	Opp	5-40	0-0	3-25	1-2	1-5	2-9	2-5	2-15	0-0	3-11	3-17	

GAME-BY-GAME STARTING LINEUPS

Offense	WR	LT	LG	C	RG	RT	TE (OTHER)	WR	WR	QB	RB
vs. Florida State	Stringfellow	R. Taylor	J. Patterson	Conyers	Sims	Rawlings	Engram	Adeboyejo	Jefferson	Kelly	A.J. Brown (WR)
Wofford	Stringfellow	R. Taylor	J. Patterson	Conyers	Sims	Rawlings	Engram	Adeboyejo	Jefferson	Kelly	Judd
Alabama	Stringfellow	R. Taylor	J. Patterson	Conyers	Sims	Rawlings	Engram	Adeboyejo	Jefferson	Kelly	Judd
Georgia	Stringfellow	R. Taylor	J. Patterson	Conyers	Sims	Rawlings	Engram	Adeboyejo	Jefferson	Kelly	Judd
Memphis	Stringfellow	R. Taylor	J. Patterson	Conyers	Sims	Rawlings	Engram	Lodge	Jefferson	Kelly	Judd
at Arkansas	Stringfellow	R. Taylor	J. Patterson	Conyers	Sims	Rawlings	Engram	Adeboyejo	Jefferson	Kelly	Judd
at LSU	Stringfellow	R. Taylor	J. Patterson	Conyers	Sims	Rawlings	Engram	Adeboyejo	Jefferson	Kelly	Judd
Auburn	Stringfellow	Little	J. Patterson	Rawlings	Bouldin	Givens	Engram	Adeboyejo	Jefferson	Kelly	Judd
Georgia Southern	Stringfellow	Little	Sims	J. Patterson	Bouldin	Givens	Engram	Adeboyejo	Jefferson	Kelly	Judd
at Texas A&M	Stringfellow	Little	Bouldin	J. Patterson	Sims	Givens	Engram	Adeboyejo	Jefferson	S. Patterson	Judd
at Vanderbilt	Stringfellow	Little	Sims	J. Patterson	Bouldin	Givens	Engram	Adeboyejo	Jefferson	S. Patterson	Judd
Mississippi State											

Defense	DE	NT	DT	DE	MLB	OLB	NICKEL (OTHER)	CB	ROVER	FS	CB
vs. Florida State	Haynes	D.J. Jones	Speaks	Youngblood	Gates	Caldwell	Conner	Webster	Hartsfield	Woods	C. Davis
Wofford	Haynes	D.J. Jones	Speaks	Youngblood	Mageo	Caldwell	Conner	Julius	Hartsfield	Woods	C. Davis
Alabama	Haynes	D.J. Jones	Speaks	Youngblood	Gates	Caldwell	Conner	Julius	Hartsfield	Woods	C. Davis
Georgia	Haynes	D.J. Jones	Speaks	Youngblood	Bing-Dukes	Gates	Conner	Julius	Hartsfield	Woods	C. Davis
Memphis	Haynes	D.J. Jones	Speaks	Youngblood	Bing-Dukes	Polk	Conner	Julius	Hartsfield	Woods	C. Davis
at Arkansas	Haynes	D.J. Jones	Speaks	Youngblood	Gates	R. Smith	Conner	Julius	Hartsfield	Woods	Bridges
at LSU	Haynes	D.J. Jones	Speaks	Youngblood	Bing-Dukes	Gates	Conner	Julius	Hartsfield	Woods	Bridges
Auburn	Haynes	D.J. Jones	Gross	Youngblood	Hibbler	Polk	Conner	Julius	Hartsfield	Woods	Bridges
Georgia Southern	Haynes	D.J. Jones	B. Jones	F. Brown	Mageo	Gates	Conner	Julius	Hartsfield	Woods	Bridges
at Texas A&M	Haynes	D.J. Jones	B. Jones	F. Brown	Mageo	Gates	Conner	D. Jones	Hartsfield	Woods	Bridges
at Vanderbilt	Haynes	D.J. Jones	B. Jones	F. Brown	Mageo	Gates	Conner	D. Jones	Hartsfield	Woods	J. Jones
Mississippi State											

SCORING DRIVES

vs. Florida State

Started at	Plays	Yards	Time	Result
Ole Miss 25	6	75	1:46	TD
Ole Miss 25	9	75	2:19	TD
Ole Miss 28	6	72	1:56	TD
Ole Miss 20	10	80	1:40	TD
Ole Miss 25	4	75	0:47	TD

vs. Wofford

Started at	Plays	Yards	Time	Result
Ole Miss 35	9	42	1:57	FG
Ole Miss 19	13	81	3:51	TD
Ole Miss 8	11	92	3:01	TD
Wofford 38	6	38	2:52	TD
Ole Miss 23	8	77	2:58	TD
Ole Miss 48	8	52	4:01	TD

vs. Alabama

Started at	Plays	Yards	Time	Result
Ole Miss 25	7	75	1:53	TD
Ole Miss 44	5	50	1:37	FG
Ole Miss 20	2	80	0:52	TD
Ole Miss 25	12	74	4:16	FG
Ole Miss 25	7	54	1:59	FG
Ole Miss 22	12	78	2:24	TD
Alabama 37	1	37	0:08	TD

vs. Georgia

Started at	Plays	Yards	Time	Result
Ole Miss 24	7	69	2:20	FG
Ole Miss 16	10	84	2:57	TD
Ole Miss 45	1	55	0:10	TD
Ole Miss 42	5	58	1:27	TD
Ole Miss 30	7	70	1:47	TD
Ole Miss 36	3	64	0:53	TD

vs. Memphis

Started at	Plays	Yards	Time	Result
Ole Miss 10	13	90	4:41	TD
Ole Miss 25	9	60	2:34	FG
Memphis 30	8	30	3:23	TD
Ole Miss 25	6	69	2:21	FG
Ole Miss 35	7	65	1:43	TD
Memphis 35	3	35	0:42	TD
Ole Miss 15	9	85	3:33	TD

at Arkansas

Started at	Plays	Yards	Time	Result
Ole Miss 39	9	61	3:07	TD
Ole Miss 33	7	67	2:23	TD
Ole Miss 10	5	90	0:48	TD
Ole Miss 25	12	59	3:40	FG
Arkansas 45	5	45	1:05	TD

at LSU

Started at	Plays	Yards	Time	Result
Ole Miss 23	6	77	2:12	TD
Ole Miss 35	9	37	3:44	FG
Ole Miss 15	13	80	3:57	FG
LSU 9	3	9	0:52	TD

vs. Auburn

Started at	Plays	Yards	Time	Result
Ole Miss 22	12	78	3:48	TD
Ole Miss 25	7	75	1:51	TD
Ole Miss 25	10	72	2:36	FG
Ole Miss 18	15	50	5:17	FG
Ole Miss 25	12	66	2:45	FG
Ole Miss 25	7	75	1:41	TD

vs. Georgia Southern

Started at	Plays	Yards	Time	Result
Ole Miss 49	7	33	1:59	FG
Ole Miss 29	7	71	1:48	TD
Georgia Southern 41	5	41	1:51	TD
Ole Miss 40	7	60	1:26	TD
Ole Miss 35	2	65	0:36	TD
Ole Miss 25	9	63	2:49	FG
Ole Miss 44	7	35	2:31	FG

at Texas A&M

Started at	Plays	Yards	Time	Result
Ole Miss 35	14	57	5:27	FG
Ole Miss 25	14	68	7:46	FG
Ole MIss 10	11	90	3:53	TD
Ole Miss 39	3	61	0:27	TD
Ole Miss 25	6	75	1:24	TD
Ole Miss 42	9	36	3:07	FG

at Vanderbilt

Started at	Plays	Yards	Time	Result
Ole Miss 19	9	75	4:09	FG
Vanderbilt 21	1	21	0:11	TD
Ole MIss 35	9	65	2:20	TD

CHARTING THE BIG PLAYS

— RUSHING —

Player	10-19	20-29	30-39	40-49	50+	Total
Judd	16	4			1	21
Kelly	13	2		1		16
Brazley	4	2	1			7
S. Patterson	6					6
Pennamon	2					2
Jefferson	1	1				2
TOTAL	**42**	**9**	**1**	**1**	**1**	**54**

— PASSING —

Player	10-19	20-29	30-39	40-49	50+	Total
Kelly	72	25	13	3	3	116
S. Patterson	14	7	2	1		24
Pellerin	3					3
TOTAL	**89**	**32**	**15**	**4**	**3**	**143**

— RECEIVING —

Player	10-19	20-29	30-39	40-49	50+	Total
Engram	17	8	6	1	1	33
Stringfellow	20	3	3	2	1	29
Jefferson	19	2	1	1		23
Adeboyejo	10	6	1			17
A.J. Brown	7	6	2			15
Lodge	5	1			1	7
Pack	3	2	1			6
Judd	3	1				4
Brazley	3	1				4
Zettergren	1	1	1			3
Metcalf	1					1
Thurley		1				1
Pennamon	1					1
TOTAL	**89**	**32**	**15**	**4**	**3**	**143**

IN THE RED ZONE

When the offense moves the ball inside the opponent's 20-yard line, the offense is considered to be in the "red zone," and in prime scoring position. The following chart shows how the Rebel offense performs inside the "red zone" during the 2016 season:

Game	Chances	TD	FG	TO	Downs	Missed FG	Half
Florida State	5	5	0	0	0	0	0
Wofford	5	5	0	0	0	0	0
Alabama	4	1	2	1	0	0	0
Georgia	4	3	1	0	0	0	0
Memphis	7	4	2	0	0	0	1
at Arkansas	5	4	1	0	0	0	0
at LSU	3	2	1	0	0	0	0
Auburn	5	2	2	0	1	0	0
Georgia Southern	6	3	2	0	0	0	1
at Texas A&M	5	1	3	1	0	0	0
at Vanderbilt	3	0	1	0	1	0	1
Totals	**52**	**30**	**15**	**2**	**2**	**0**	**3**
Opp. Totals	**44**	**31**	**11**	**1**	**0**	**0**	**0**

Ole Miss Scoring Percentage: 86.5 (45-of-52)
Opponents Scoring Percentage: 95.5 (42-of-44)

Ole Miss Points Scored: 253
Opponents Points Scored: 243

#4 FLORIDA STATE 45, #11 OLE MISS 34

Game #1 • Sept. 5, 2016
Attendance: 63,042 • Camping World Stadium • Orlando, Fla.

ORLANDO, Fla. – In front of a crowd of 63,042 at Camping World Stadium, No. 11 Ole Miss jumped out to a 28-6 over No. 4 Florida State, but the Seminoles took advantage of four Rebel turnovers and scored 30 unanswered points to down the Rebels 45-34.

Senior quarterback Chad Kelly was 21-of-39 through the air for 313 yards, including four touchdowns and three interceptions. Classmate Evan Engram caught a career-high nine passes for 121 yards and one touchdown in the setback. Freshmen D.K. Metcalf and Van Jefferson caught touchdown passes from Kelly, the first of their respective careers. Akeem Judd led Ole Miss (0-1) in rushing, accounting for 44 yards.

Ole Miss marched straight down the field to begin the game, leaning on the strong arm of Kelly, who went 4-for-5 for 59 yards on the drive, including a 36-yard hook-up with freshman A.J. Brown on third down. Kelly found Engram twice for 20 yards on the drive before hitting Damore'ea Stringfellow on a three-yard slant for the touchdown.

Kelly accounted for 267 of the Rebels' 312 yards in the first half, throwing for 215 (14-of-23, 3 TDs) and rushing for 52. On defense, Ole Miss limited FSU to 14 yards during the opening half.

Another FSU score put the Rebels in an eight-point deficit heading into the final 15 minutes of play. Another FSU field goal pushed the margin to 11 points, but a 49-second drive put Ole Miss within single digits. Kelly threw a bomb to Engram for 42 yards to get the Rebels into Seminole territory, and a 20-yard pass to Van Jefferson resulted in a touchdown. Quickly, the Red and Blue had some life left with 12:09 left in the contest.

However, FSU continued to move the ball down the field. Aguayo added two more field goals as the Rebels were unable to complete the comeback, dropping the season opener 45-34.

Ole Miss	7	21	0	6	—	34
Florida State	3	10	23	9	—	45

1st Quarter			**V-H**
13:14	OM	D. Stringfellow 3-yard pass from C. Kelly (G. Wunderlich kick)	7-0
0:01	FSU	R. Aguayo 25-yard field goal	7-3
2nd Quarter			
12:42	OM	D.K. Metcalf 3-yard pass from C. Kelly (G. Wunderlich kick)	14-3
9:42	OM	E. Engram 21-yard pass from C. Kelly (G. Wunderlich kick)	21-3
4:49	FSU	R. Aguayo 21-yard field goal	21-6
3:04	OM	A. Judd 11-yard run (G. Wunderlich kick)	28-6
0:28	FSU	T. Rudolph 16-yard pass from D. Francois (R. Aguayo kick)	28-13
3rd Quarter			
12:18	FSU	R. Aguayo 40-yard field goal	28-16
11:28	FSU	F. Stevenson 1-yard run (R. Aguayo kick)	28-23
9:17	FSU	L. Whitfield 3-yard run (D. Francois pass failed)	28-29
4:12	FSU	R. Izzo 2-yard pass from D. Francois (R. Aguayo kick)	28-36
4th Quarter			
12:56	FSU	R. Aguayo 40-yard field goal	28-39
12:09	OM	V. Jefferson 20-yard pass from C. Kelly (C. Kelly pass failed)	34-39
9:16	FSU	R. Aguayo 44-yard field goal	34-42
4:53	FSU	R. Aguayo 30-yard field goal	34-45

Team Stats	OM	FSU
First Downs	21	32
Rushes-Yards	25-67	41-161
Passing Yards	313	419
Comp.-Att.-Int.	21-39-3	33-52-0
Total Plays-Yards	64-380	93-580
Fumbles-Lost	1-1	3-0
Penalties-Yards	8-74	15-127
Punts-Avg.	4-44.0	3-44.0
Punt Returns-Avg.	1-7.0	1-(-5.0)
KO Returns-Avg.	4-18.5	3-27.0
Interceptions-Yds.	0-0	3-0
Possession Time	17:21	42:39
3rd Down Conv.	5-11	9-18
4th Down Conv.	1-1	0-0
Sacks By-Yards	3-16	5-40

Individual Leaders

Rushing
OM: A. Judd, 8-44 (TD)
C. Kelly, 13-15
FSU: D. Cook, 23-91
D. Francois, 9-59

Passing
OM: C. Kelly, 21-39-3-313 (4 TDs)
FSU: D. Francois, 33-52-0-419 (2 TDs)

Receiving
OM: E. Engram, 9-121 (TD)
D. Stringfellow, 3-41 (TD)
A.J. Brown, 2-48
FSU: J. Wilson, 9-152
D. Cook, 7-101
T. Rudolph, 6-74 (TD)

#18 OLE MISS 38, WOFFORD 13

Game #2 • Sept. 10, 2016
Attendance: 64,232 • Vaught-Hemingway Stadium• Oxford, Miss.

OXFORD, Miss. – A school-record crowd of 64,232 showed for No. 18 Ole Miss' home opener at newly renovated Vaught-Hemingway Stadium and the Rebels certainly did not disappoint the assembled throng.

Kelly wasted little time getting the Rebels on the board after he guided Ole Miss 42 yards on the opening drive of the game and kicker Gary Wunderlich connected from 40 yards out to give the Rebels a 3-0 lead less than two minutes into the game.

After the Landshark Defense forced a Terrier three-and-out, the Rebel offense took over on their own 19-yard line. Kelly marched Ole Miss 81 yards capped by a five-yard touchdown strike to Markell Pack that gave the Rebels a 10-0 lead with 7:11 to go in the first quarter. Kelly completed 20-of-27 passes and threw no picks in three quarters of football, while Pack finished with three grabs for 46 yards and a score.

Following another Wofford punt, Kelly led the Rebels on an 11 play, 92-scoring scoring drive culminating in a 10-yard touchdown pass to freshman wideout D.K. Metcalf to put the Rebels up 17-0 in the second quarter.

Senior running back Akeem Judd led the Rebel rushing attack with 64 yards on 11 carries as Ole miss rushed for 174 yards on the ground. Junior Damore'ea Stringfellow posted a team-high five receptions for 40 yards, while redshirt freshman receiver Van Jefferson added 4 catches for 31 yards. Nine different Ole Miss receivers recorded a reception in the game.

The Ole Miss defense limited the Terriers to just 305 yards of total offense and only 72 yards through the air. It marked the fewest passing yards the Rebels have allowed in a game since giving up 67 yards passing to Presbyterian in 2014. Senior transfer linebacker Rommel Mageo led the team with eight tackles, including three solo stops, and the Rebels posted 6.0 TFLs as a team.

Pellerin found freshman A.J. Brown in the corner of the endzone from 12-yards out with 6:16 to go in the fourth quarter. Pellerin threw for 23 yards and that score in mop up duty and added 27 yards and a TD on the ground. The Terriers added a 50-yard field goal with 2:28 left for the final score of 38-13.

Ole Miss	10	14	7	7	—	38
Wofford	0	3	0	10	—	13

1st Quarter			**V-H**
13:03	OM	G. Wunderlich 40-yard field goal	0-3
7:11	OM	M. Pack 5-yard pass from C. Kelly (G. Wunderlich kick)	0-10
2nd Quarter			
13:50	OM	D.K. Metcalf 10-yard pass from C. Kelly (G. Wunderlich kick)	0-17
4:38	WOF	D. Marvin 29-yard field goal	3-17
1:36	OM	Q. Adeboyejo 6-yard pass from C. Kelly (G. Wunderlich kick)	3-24
3rd Quarter			
5:07	OM	J. Pellerin 3-yard run (G. Wunderlich kick)	3-31
4th Quarter			
10:27	WOF	B. Butler 17-yard run (D. Marvin kick)	10-31
6:16	OM	A.J. Brown 12-yard pass from J. Pellerin (G. Wunderlich kick)	10-38
2:28	WOF	D. Marvin 50-yard field goal	13-38

Team Stats	WOF	OM
First Downs	20	22
Rushes-Yards	57-248	34-179
Passing Yards	72	242
Comp.-Att.-Int.	5-9-0	22-30-1
Total Plays-Yards	66-320	64-421
Fumbles-Lost	2-1	1-0
Penalties-Yards	2-25	2-25
Punts-Avg.	4-53.0	2-38.5
Punt Returns-Avg.	0-0	1-6.0
KO Returns-Avg.	4-16.0	2-44.0
Interceptions-Yds.	1-0	0-0
Possession Time	35:26	24:34
3rd Down Conv.	5-13	10-13
4th Down Conv.	2-3	0-0
Sacks By-Yards	0-0	0-0

Individual Leaders

Rushing
WOF: B. Butler, 12-63
L. Long, 17-52
OM: A. Judd, 11-64
E. Brazley, 4-39
J. Pellerin, 6-27

Passing
WOF: B. Butler, 4-7-0-40
OM: C. Kelly, 20-27-0-219 (3 TDs)

Receiving
WOF: C. Cleary, 2-39
OM: D. Stringfellow, 5-40
V. Jefferson, 4-31
M. Pack, 3-46 (TD)

#1 ALABAMA 48, #17 OLE MISS 43

Game #3 • Sept. 17, 2016
Attendance: 66,176 • Vaught-Hemingway Stadium• Oxford, Miss.

OXFORD, Miss. - Senior quarterback Chad Kelly threw for a career-high 421 yards and three touchdowns, including two in the final three minutes of action, but No. 17 Ole Miss dropped its Southeastern Conference opener 48-43 to No. 1 Alabama in front of a school-record crowd of 66,176 at Vaught-Hemingway Stadium.

Trailing 48-30 with 2:59 left in regulation, Kelly found wideout Damore'ea Stringfellow in the corner of the end zone to pull Ole Miss to within 48-37. Ole Miss then recovered the onside kick and Kelly hooked up with freshman wide receiver A.J. Brown on the next play from 37 yards out for the touchdown strike. The Rebels failed on the two-point conversion, but pulled to within 48-43 with 2:51 to go. Ole Miss kicked deep on the ensuing kickoff, but Alabama converted on a 3rd-and-inches from the Ole Miss 45-yard line to hang on for the win. Kelly completed 26-of-41 attempted for a career-high 421 yards and three TDs, while adding 48 yards on the ground.

In a back-and-forth game that featured a bit of everything, the Rebels took the opening kickoff and marched 75 yards on seven plays in just under two minutes to grab a 7-0 lead. Kelly found tight end Evan Engram for a seven-yard gain on third and long to keep the drive alive, then hooked up with Engram again on a 25-yard pass over the middle to set Ole Miss up in Crimson Tide territory. Two plays later, senior Akeem Judd busted off a 23-yard rush up the middle for the early touchdown. Engram tied a career-high with nine receptions for 138 yards and one score.

Alabama tied the game at 24 in the third quarter after Kelly was hit at the Ole Miss 1-yard line and fumbled the ball. Da'Ron Payne recovered for the Tide in the end zone for the score.

Wunderlich then converted his third field goal of the game, this time from 38 yards out, to pull Ole Miss within four 34-30.

Alabama	3	14	17	14	—	48
Ole Miss	7	17	3	16	—	43

1st Quarter			**V-H**
13:07	OM	A. Judd 23-yard run (G. Wunderlich kick)	0-7
5:54	UA	A. Griffith 32-yard field goal	3-7
2nd Quarter			
7:43	OM	G. Wunderlich 23-yard field goal	3-10
4:40	OM	E. Engram 63-yard pass from Chad Kelly (G. Wunderlich kick)	3-17
2:47	OM	J. Youngblood 44-yard fumble recovery (G. Wunderlich kick)	3-24
2:10	UA	C. Ridley 6-yard run (A. Griffith kick)	10-24
1:05	UA	E. Jackson 85-yard punt return (A. Griffith kick)	17-24
3rd Quarter			
11:47	UA	D. Payne 3-yard fumble recovery (A. Griffith kick)	24-24
6:03	UA	A. Griffith 30-yard field goal	27-24
1:47	OM	G. Wunderlich 18-yard field goal	27-27
0:16	UA	B. Scarbrough 1-yard run (A. Griffith kick)	34-27
4th Quarter			
13:17	OM	G. Wunderlich 38-yard field goal	34-30
7:33	UA	D. Harris 1-yard run (A. Griffith kick)	41-30
5:28	UA	J. Allen 75-yard fumble recovery (A. Griffith kick)	48-30
2:59	OM	D. Stringfellow 5-yard pass from Chad Kelly (G. Wunderlich kick)	48-37
2:51	OM	A.J. Brown 37-yard pass from C. Kelly (C. Kelly pass failed)	48-43

Team Stats	**UA**	**OM**
First Downs	22	23
Rushes-Yards	48-334	33-101
Passing Yards	158	421
Comp.-Att.-Int.	19-31-0	26-40-0
Total Plays-Yards	79-492	73-522
Fumbles-Lost	3-1	2-2
Penalties-Yards	9-75	6-65
Punts-Avg.	5-38.8	6-51.7
Punt Returns-Avg.	1-3.0	2-47.5
KO Returns-Avg.	3-26.3	2-16.0
Interceptions-Yds.	0-0	0-0
Possession Time	35:23	24:37
3rd Down Conv.	7-15	5-15
4th Down Conv.	0-0	0-0
Sacks By-Yards	3-25	1-9

Individual Leaders

Rushing
UA: J. Hurts, 18-146
D. Harris, 16-144 (TD)
OM: A. Judd, 15-45 (TD)
C. Kelly, 14-43

Passing
UA: J. Hurts, 19-31-0-158 (3 TDs)
OM: C. Kelly, 26-40-0-421 (3 TDs)

Receiving
UA: C. Ridley, 8-81
G. Dieter, 2-47
OM: E. Engram, 9-138 (TD)
V. Jefferson 6-91
D. Stringfellow, 4-87 (TD)

#21 OLE MISS 45, #11 GEORGIA 14

Game #4 • Sept. 24, 2016
Attendance: 65,843 • Vaught-Hemingway Stadium • Oxford, Miss.

OXFORD, Miss. - The Rebels scored the first 45 points of the game, as No. 21 Ole Miss dominated No. 11 Georgia 45-14 in front of 65,843 at Vaught-Hemingway Stadium.

Ole Miss (2-2, 1-1 SEC) posted 510 yards of total offense against Georgia (3-1, 1-1 SEC) and forced two Bulldogs turnovers, as the Rebels scored their most points ever against UGA. The 31-point win was also the largest margin of victory over a top-25 team since the Rebels defeated No. 3 Tennessee in 1969.

Senior quarterback Chad Kelly paced the Ole Miss offense with an efficient 18 of 24 passing for 282 yards and pair of touchdowns. He also added 53 yards and a touchdown on the ground and passed Rebel legend Archie Manning for sixth place in school history with 5,901 yards of total offense. Kelly hit eight different receivers including tight end Evan Engram, who posted six catches for 95 yards and a score.

Ole Miss was also effective in the ground attack, rolling up 180 rushing on 31 attempts led by Kelly's 53 yards. Four Rebels rushed for 30 yards or more, including Akeem Judd and D'Vaughn Pennamon, who combined for 13 carries for 78 yards and a touchdown.

Wide receiver-turned-cornerback Derrick Jones picked off UGA quarterback Jacob Eason on third down and returned it 52 yards for a touchdown to give the Rebels an early 10-0 lead. The Rebel defense limited UGA to just 4 of 16 on third downs for the game and allowed Georgia to convert only one of its first 12 third-down attempts.

Kelly broke free on a read option up the middle and raced 41 yards untouched for a touchdown that made is 45-0 with 8:34 left in the third period. The Bulldogs added two late touchdowns in the fourth quarter well after the game was decided.

Georgia	0	0	7	7	—	14
Ole Miss	17	14	14	0	—	45

1st Quarter			**V-H**
8:54	OM	G. Wunderlich 24-yard field goal	0-3
7:12	OM	D. Jones 52-yard interception return (G. Wunderlich kick)	0-10
2:14	OM	D. Pennamon 1-yard run (G. Wunderlich kick)	0-17
2nd Quarter			
10:24	OM	D. Lodge 55-yard pass from C. Kelly (G. Wunderlich kick)	0-24
0:43	OM	E. Engram 9-yard pass from C. Kelly (G. Wunderlich kick)	0-31
3rd Quarter			
13:13	OM	E. Brazley 5-yard pass from J. Pellerin (G. Wunderlich kick)	0-38
8:34	OM	C. Kelly 41-yard run (G. Wunderlich kick)	0-45
5:00	UGA	B. Herrien 10-yard run (R. Blankenship kick)	7-45
4th Quarter			
7:38	UGA	B. Herrien 1-yard run (R. Blankenship kick)	14-45

Team Stats	**UGA**	**OM**
First Downs	21	23
Rushes-Yards	44-230	31-180
Passing Yards	166	330
Comp.-Att.-Int.	17-37-1	21-30-1
Total Plays-Yards	81-396	61-510
Fumbles-Lost	2-1	0-0
Penalties-Yards	8-52	4-25
Punts-Avg.	7-39.4	4-47.0
Punt Returns-Avg.	1-8.0	2-3.5
KO Returns-Avg.	1-20.0	2-30.0
Interceptions-Yds.	1-8	1-52
Possession Time	35:48	24:12
3rd Down Conv.	4-16	2-9
4th Down Conv.	2-3	0-0
Sacks By-Yards	1-2	3-12

Individual Leaders

Rushing
UGA: B. Herrien, 11-78 (2 TDs)
S. Michel, 11-66
N. Chubb, 12-57
OM: C. Kelly, 4-53 (TD)
A. Judd, 7-41

Passing
UGA: J. Eason, 16-36-1-137
OM: C. Kelly, 18-24-0-282 (2 TDs)

Receiving
UGA: T. Godwin, 4-25
I. McKenzie, 3-13
OM: E. Engram, 6-95 (TD)
A.J. Brown, 4-46

#16 OLE MISS 48, MEMPHIS 28

Game #5 • Oct. 1, 2016
Attendance: 65,889 • Vaught-Hemingway Stadium • Oxford, Miss.

OXFORD, Miss. - The Ole Miss offense is accustomed to quick starts and Saturday was no different. The Rebels (3-2, 1-1 SEC) jumped out to a 27-7 lead and cruised a 48-28 victory over Memphis (3-1, 0-0 American) in front of 65,889 fans for homecoming at Vaught-Hemingway Stadium.

Senior signal-caller Chad Kelly completed 30 of 44 passes for 361 yards and tailbacks Eugene Brazley and Akeem Judd each rushed for over 100 yards, as the Rebels posted 624 yards of total offense. That marked the first game since 2014 Ole Miss had two 100-yard rushers and was the most yards of total offense since the Rebels recorded 655 yards against New Mexico State last season. Not to be outdone, the Landshark defense forced four Tiger turnovers and held the high-scoring Memphis offense more than 23 points below its season average. Zedrick Woods led the way for the Ole Miss defense with eight total tackles, two interceptions and 1.5 TFLs.

The Rebel defense got into the act with 58 ticks remaining in the opening quarter when Woods picked off Tiger quarterback Riley Ferguson and returned it 30 yards for a TD. Woods added another pick late in the fourth quarter to seal the game for Ole Miss. Memphis added a pair of touchdowns in the third quarter to pull within 27-21 with 3:36 left in the period, but Kelly responded for the Rebels with a seven-play, 65-yard drive that ended with a 12-yard touchdown strike to Evan Engram that gave Ole Miss a 34-21 lead heading to the fourth quarter. The TD reception was the 11th of Engram's career, tied for second among Ole Miss tight ends all-time.

Brazley added a six-yard touchdown run early in the fourth quarter that extended the Rebel lead back to 20 points, 41-21, with 14:53 left in the fourth. The Tigers added a touchdown with 8:41 left regulation, but Brazley added the exclamation point with a 32-yard touchdown run up the middle of the Tigers defense that put the game away.

Memphis	0	7	14	7	—	28
Ole Miss	14	10	10	14	—	48

1st Quarter			**V-H**
6:55	OM	J. Pellerin 1-yard run (G. Wunderlich kick)	0-7
0:58	OM	Z. Woods 31-yard interception return (G. Wunderlich kick)	0-14
2nd Quarter			
14:56	MEM	A. Miller 7-yard run (J. Elliott kick)	7-14
12:22	OM	G. Wunderlich 32-yard field goal	7-17
1:25	OM	J. Pellerin 3-yard run (G. Wunderlich kick)	7-24
3rd Quarter			
12:39	OM	G. Wunderlich 23-yard field goal	7-27
10:11	MEM	D. Dorceus 11-yard run (J. Elliott kick)	14-27
3:36	MEM	R. Ferguson 1-yard run (J. Elliott kick)	21-27
1:53	OM	E. Engram 12-yard pass from C. Kelly (G. Wunderlich kick)	21-34
4th Quarter			
14:53	OM	E. Brazley 6-yard run (G. Wunderlich kick)	21-41
8:41	MEM	R. Ferguson 2-yard run (J. Elliott kick)	28-41
5:00	OM	E. Brazley 32-yard run (G. Wunderlich kick)	28-48

Team Stats	MEM	OM
First Downs	27	34
Rushes-Yards	31-119	44-263
Passing Yards	355	361
Comp.-Att.-Int.	31-47-3	30-44-1
Total Plays-Yards	78-474	88-624
Fumbles-Lost	1-1	1-0
Penalties-Yards	7-52	6-65
Punts-Avg.	4-35.2	3-41.0
Punt Returns-Avg.	0-0	0-0
KO Returns-Avg.	6-19.7	2-17.5
Interceptions-Yds.	1-0	3-32
Possession Time	27:47	32:13
3rd Down Conv.	5-13	3-11
4th Down Conv.	1-1	2-2
Sacks By-Yards	1-5	2-25

Individual Leaders

Rushing
MEM: D. Dorceus, 14-72 (TD)
A. Miller, 3-25 (TD)
OM: E. Brazley, 13-124 (2 TD)
A. Judd, 15-108
J. Pellerin, 8-22 (2 TD)

Passing
MEM: R. Ferguson, 30-46-3-343
OM: C. Kelly, 30-44-1-361 (TD)

Receiving
MEM: A. Miller, 10-132
P. Mayhue, 6-69
OM: V. Jefferson, 7-79
D. Stringfellow, 6-94

#22 ARKANSAS 34, #12 OLE MISS 30

Game #6 • Oct. 15, 2016
Attendance: 73,786 • Razorback Stadium • Fayetteville, Ark.

Fayetteville, Ark. - For the second straight season, the Ole Miss football team fell in a back-and-forth battle against Arkansas. A 6-yard run by Jared Cornelius with 2:20 remaining pushed the No. 22 Razorbacks (5-2, 1-2 SEC) to a 34-30 win over the No. 12 Rebels (3-3, 1-2 SEC) at Razorback Stadium.

Senior quarterback Chad Kelly accounted for 334 total yards (253 passing, 89 rushing) and three touchdowns (one passing, two rushing) in the Southeastern Conference setback. Tight end Evan Engram hauled in seven passes for 111 yards and a touchdown, all team highs. The Powder Springs, Georgia, native recorded his third 100-yard game of the season while finding the end zone for the 12th time in his career.

Ole Miss finished with 403 yards of total offense compared to 429 by Arkansas. The Razorbacks were led by running back Rawleigh Williams III, who carried the ball 27 times for 180 yards. Arkansas quarterback Austin Allen was 19 of 32 for 229 yards as well as three touchdowns and one interception.

With the Razorbacks driving into Ole Miss territory, the Landshark defense came up with a much-needed turnover to swing the momentum in favor of the Rebels. A furious pass rush by Terry Caldwell forced an errant pass by Allen as the Arkansas QB threw it right to Marquis Haynes. The defensive end returned the ball 17 yards into Razorback territory, and the offense took over from there. Kelly ran 11 yards to get the Rebels in the red zone before he kept the ball and sprinted 17 yards into the end zone. The quarterback's second rushing touchdown of the night gave Ole Miss a 30-27 lead with nine minutes to go in the game.

Arkansas took the lead for good on a late scoring drive in the fourth quarter. Using 10 plays, the Razorbacks found the end zone as Cornelius scampered six yards for the game-winning touchdown. Kelly and the Rebels tried to rally but the quarterback was stopped just short of the first down marker on fourth-and-long, causing the ball and the game to be handed to the Razorbacks.

Ole Miss	6	14	0	10	—	30
Arkansas	14	6	7	7	—	34

1st Quarter			**V-H**
10:33	AR	D. Reed 51-yard pass from A. Allen (A. McFain kick)	0-7
7:26	OM	E. Engram 13-yard pass from C. Kelly (G. Wunderlich kick failed)	6-7
6:08	AR	D. Morgan 13-yard pass from A. Allen (A. McFain kick)	6-14
2nd Quarter			
14:13	AR	A. McFain 43-yard field goal	6-17
11:50	OM	A. Judd 2-yard run (G. Wunderlich kick)	13-17
5:21	AR	A. McFain 36-yard field goal	13-20
1:24	OM	C. Kelly 8-yard run (G. Wunderlich kick)	20-20
3rd Quarter			
3:29	AR	R. Williams 2-yard pass from A. Allen (A. McFain kick)	20-27
4th Quarter			
14:49	OM	G. Wunderlich 33-yard field goal	23-27
9:00	OM	C. Kelly 17-yard run (G. Wunderlich kick)	30-27
2:20	AR	J. Cornelius 6-yard run (A. McFain kick)	30-34

Team Stats	OM	AR
First Downs	20	27
Rushes-Yards	31-150	51-200
Passing Yards	253	229
Comp.-Att.-Int.	18-39-1	19-32-1
Total Plays-Yards	70-403	83-429
Fumbles-Lost	2-0	1-0
Penalties-Yards	4-45	6-71
Punts-Avg.	5-40.2	5-46.2
Punt Returns-Avg.	1-0	2-2.5
KO Returns-Avg.	4-21.8	2-13.0
Interceptions-Yds.	1-17	1-0
Possession Time	19:22	40:38
3rd Down Conv.	6-14	5-16
4th Down Conv.	0-2	1-1
Sacks By-Yards	3-27	2-9

Individual Leaders

Rushing
OM: C. Kelly, 14-89 (2 TDs)
A. Judd, 11-41 (TD)
AR: R. Williams, 27-180
D. Whaley, 11-65
J. Cornelius, 2-17 (TD)

Passing
OM: C. Kelly, 18-39-1-253 (TD)
AR: A. Allen, 19-32-1-229 (3 TDs)

Receiving
OM: E. Engram, 7-111 (TD)
Q. Adeboyejo, 4-61
AR: D. Morgan, 4-34 (TD)
D. Reed, 3-65 (TD)

#23 LSU 38, #22 OLE MISS 21

Game #7 • Oct. 22, 2016
Attendance: 101,720 • Tiger Stadium • Baton Rouge, La.

BATON ROUGE, La. - No. 22 Ole Miss was outscored 17-0 in the second half as No. 23 LSU handed the Rebels a 38-21 setback in the Magnolia Bowl at Tiger Stadium. After going into the half tied at 21-21, the Rebels (3-4, 1-3 SEC) could not overcome a big night by LSU running back Leonard Fournette and a Tigers (5-2, 3-1 SEC) defense that stepped up in the final 30 minutes of play.

Fournette finished the game with 284 yards on the ground, and LSU defense limited the high-powered Ole Miss offense to 325 yards. Senior quarterback Chad Kelly once again led the Rebels through the air and on the ground. The Buffalo, New York, native threw for 218 yards on 20 of 33 passing, while rushing for 56 yards on 12 carries. His favorite receivers were Damore'ea Stringfellow and Van Jefferson, who caught four passes apiece. Stringfellow totaled a game-high 92 yards receiving, and Jefferson added 43 yards and a touchdown.

For the Landshark defense, junior defensive end Marquis Haynes had another huge game that included a forced fumble and a fumble recovery. The Rebels recorded a season-high 10.0 tackles for loss, led by career highs from Temario Strong (2.5) and Detric Bing-Dukes (2.0). Bing-Dukes also posted a team-best eight tackles.

After LSU forced the Rebels to punt late in the second quarter, it looked as if the Tigers would take a lead into the locker room. However, Haynes had something to say about that. As Etling dropped back to pass on first down, the speed rusher blew past the right tackle and drilled the LSU quarterback from his blind side. The huge hit caused the ball to pop loose and freshman Jaylon Jones jumped on it to give Ole Miss the ball inside the LSU 10. On third-and-goal, Akeem Judd plunged into the end zone for a Rebel touchdown. After an unsportsmanlike conduct penalty on the Tigers, Ole Miss elected to go for two to try and tie the ballgame. Kelly's decision to keep the ball on a read option proved to be a smart one as he crossed the goal line to knot the contest at 21-21. After 30 minutes of football, the game stood where it started, all tied up.

Ole Miss	10	11	0	0	—	21
LSU	7	14	10	7	—	38

1st Quarter			**V-H**
10:52	OM	V. Jefferson 15-yard pass from C. Kelly (G. Wunderlich kick)	7-0
4:48	OM	G. Wunderlich 46-yard field goal	10-0
3:26	LSU	L. Fournette 59-yard run (C. Delahoussaye kick)	10-7
2nd Quarter			
11:13	LSU	DJ Chark 40-yard pass from D. Etling (C. Delahoussaye kick)	10-14
7:11	OM	G. Wunderlich 22-yard field goal	13-14
6:11	LSU	L. Fournette 76-yard run (C. Delahoussaye kick)	13-21
0:11	OM	A. Judd 2-yard run (C. Kelly rush)	21-21
3rd Quarter			
13:38	LSU	L. Fournette 78-yard run (C. Delahoussaye kick)	21-28
8:27	LSU	C. Delahoussaye 44-yard field goal	21-31
4th Quarter			
7:26	LSU	D. Guice 6-yard run (C. Delahoussaye kick)	21-38

Team Stats	OM	LSU
First Downs	19	20
Rushes-Yards	36-107	36-311
Passing Yards	218	204
Comp.-Att.-Int.	20-33-2	19-28-1
Total Plays-Yards	69-325	64-515
Fumbles-Lost	0-0	2-2
Penalties-Yards	4-30	6-43
Punts-Avg.	8-44.8	5-44.8
Punt Returns-Avg.	2-8.0	4-13.5
KO Returns-Avg.	6-20.7	4-14.5
Interceptions-Yds.	1-2	2-3
Possession Time	27:47	32:13
3rd Down Conv.	5-15	4-11
4th Down Conv.	0-0	0-0
Sacks By-Yards	2-15	2-5

Individual Leaders

Rushing
OM: C. Kelly, 12-56
A. Judd, 13-39 (TD)
LSU: L. Fournette, 16-284 (3 TDs)
D. Guice, 16-57 (TD)

Passing
OM: C. Kelly, 20-33-2-218 (TD)
LSU: D. Etling, 19-28-1-204 (TD)

Receiving
OM: D. Stringfellow, 4-92
V. Jefferson, 4-43
LSU: M. Dupre, 5-52
T. Dural, 4-48
DJ Chark, 3-45 (TD)

#15 AUBURN 40, OLE MISS 29

Game #8 • Oct. 29, 2016
Attendance: 65,927 • Vaught-Hemingway Stadium • Oxford, Miss.

OXFORD, Miss. - Senior quarterback Chad Kelly threw for a school-record 465 yards and three touchdowns, but Ole Miss came up just short in a 40-29 loss to No. 15 Auburn in front of 65,927 at Vaught-Hemingway Stadium.

Kelly completed 36 of 59 passes and broke Archie Manning's 47-year-old Ole Miss single-game passing record with 465 yards. He threw three TDs and added 40 yards rushing to lead the game with 505 yards of total offense, which is the second-highest total in school history trailing only Manning's mark of 540 yards.

The Ole Miss offense came out firing on all cylinders after the opening kickoff as Kelly directed the Rebels 73 yards in 12 plays. He capped the drive with a 15-yard touchdown strike to tight end Evan Engram that gave Ole Miss an early 6-0 lead. It was Engram's 13th career touchdown catch, which broke Butch Veazey's previous school record. Engram finished the game with a team-high nine catches for 95 yards and broke his own school record for receiving yards in a season by a tight end set last year.

After both teams traded possessions twice to open the second half, Kelly answered back for the Rebels on the next possession as he carried the Rebels 75 in seven plays, including a 16-yard scamper on third-and-long to keep the drive alive. He found Damore'ea Stringfellow in the end zone from 10 yards out to put Ole Miss back on top 29-27 with 1:30 remaining in the third.

Carlos Davis busted off a 43-yard kickoff return to set the Rebels up near midfield. Kelly found Engram over the middle, but the senior dropped a would be touchdown and Kelly was picked off on the next play to end the Ole Miss scoring threat. Auburn returned the ball to the Ole Miss 25 and punched it in the end zone three plays later to take a 40-29 lead with 5:58 left.

Auburn	10	10	7	13	—	40
Ole Miss	13	9	7	0	—	29

1st Quarter			**V-H**
11:12	OM	E. Engram 15-yard pass from C. Kelly (G. Wunderlich kick blocked)	0-6
7:27	AU	K. Pettway 41-yard run (D. Carlson kick)	7-6
5:36	OM	D. Lodge 26-yard pass from C. Kelly (G. Wunderlich kick)	7-13
1:50	AU	D. Carlson 45-yard field goal	10-13
2nd Quarter			
14:14	OM	G. Wunderlich 20-yard field goal	10-16
12:33	AU	K. Johnson 1-yard run (D. Carlson kick)	17-16
7:10	OM	G. Wunderlich 49-yard field goal	17-19
2:50	AU	D. Carlson 32-yard field goal	20-19
0:05	OM	G. Wunderlich 26-yard field goal	20-22
3rd Quarter			
3:11	AU	J. Harris 15-yard pass from S. White (D. Carlson kick)	27-22
1:30	OM	D. Stringfellow 10-yard pass from C. Kelly (G. Wunderlich kick)	27-29
4th Quarter			
12:25	AU	D. Carlson 30-yard field goal	30-29
8:13	AU	D. Carlson 47-yard field goal	33-29
5:58	AU	K. Johnson 3-yard run (D. Carlson kick)	40-29

Team Stats	AU	OM
First Downs	26	32
Rushes-Yards	52-307	31-105
Passing Yards	247	465
Comp.-Att.-Int.	15-22-0	36-59-1
Total Plays-Yards	74-554	90-570
Fumbles-Lost	2-0	0-0
Penalties-Yards	4-30	6-35
Punts-Avg.	2-43.0	2-43.5
Punt Returns-Avg.	1-10.0	0-0
KO Returns-Avg.	2-17.0	3-27.7
Interceptions-Yds.	1-47	0-0
Possession Time	32:27	27:33
3rd Down Conv.	7-14	7-16
4th Down Conv.	1-1	1-3
Sacks By-Yards	2-15	1-5

Individual Leaders

Rushing
AU: K. Pettway, 30-236 (TD)
K. Johnson, 11-42 (2 TDs)
OM: C. Kelly, 11-40
A. Judd, 9-35

Passing
AU: S. White, 15-22-0-247 (TD)
OM: C. Kelly, 36-59-1-465 (3 TDs)

Receiving
AU: E. Stove, 5-37
D. Slayton, 3-53
OM: E. Engram, 9-95 (TD)
Q. Adeboyejo, 4-76
V. Jefferson, 4-41

OLE MISS 37, GEORGIA SOUTHERN 27

Game #9 • Nov. 5, 2016
Attendance: 60,263 • Vaught-Hemingway Stadium • Oxford, Miss.

OXFORD, Miss. -- Ole Miss is accustomed to hot starts, but Saturday's game against Georgia Southern went by a different script. The Rebels overcame a two-score deficit by rolling up more than 400 yards on offense to get past the Eagles, 37-27.

Senior Chad Kelly continued his stellar play by leading the Rebels on four consecutive touchdown drives before he was forced to leave the game with a leg injury. He was replaced by redshirt-freshman Jason Pellerin, who did enough for Ole Miss to hold on for the win.

The Rebels leaned on Akeem Judd throughout the game, as he rumbled for a career-high 139 yards on 26 carries. It was the second time this season Judd eclipsed the 100-yard mark. Ole Miss opened up the scoring on its second drive of the game when Groza Award semifinalist Gary Wunderlich nailed a 35-yard field goal.

However, the remainder of the first quarter belonged to the Eagles as the Rebels struggled to slow down Georgia Southern's offensive attack. Quarterback Kevin Ellison found Myles Campbell for a 29-touchdown to give the Eagles the early 7-3 lead. After Ole Miss' following drive stalled, Georgia Southern capped off its next drive with a 9-yard touchdown run by Ellison to increase its lead to 14-3. The Rebels responded with a 71-yard touchdown drive, finished off by a 3-yard scamper by Kelly to pull the game back to within four points. The Rebels reached the red zone by way of an A.J. Brown grab that went for 29 yards. That touchdown marked the first of four consecutive touchdown drives in the second quarter for Ole Miss.

The next offensive drive resulted in the Rebels gaining a lead they would never relinquish as the Ole Miss defense began to limit the Eagles' potent ground game. Judd finished off a 60-yard with a 9-yard touchdown rush to give Ole Miss a 24-21 lead.

Georgia Southern	14	7	3	3	—	27
Ole Miss	3	28	3	3	—	37

1st Quarter			**V-H**
09:01	OM	G. Wunderlich 35 yd field goal	0-3
05:08	GS	M. Campbell 29 yd pass from K. Ellison (Y. Koo kick)	7-3
00:59	GS	K. Ellison 9 yd run (Y. Koo kick)	14-3
2nd Quarter			
11:38	OM	C. Kelly 3 yd run (G. Wunderlich kick)	14-10
10:13	GS	M. Breida 68 yd run (Y. Koo kick)	21-10
08:20	OM	C. Kelly 5 yd run (G. Wunderlich kick)	21-17
03:36	OM	A. Judd 9 yd run (G. Wunderlich kick)	21-24
02:06	OM	E. Engram 38 yd pass from C. Kelly (G. Wunderlich kick)	21-31
3rd Quarter			
03:02	GS	Y. Koo 41 yd field goal	24-31
00:13	OM	G. Wunderlich 29 yd field goal	24-34
4th Quarter			
12:09	GS	Y. Koo 38 yd field goal	27-34
07:14	OM	G. Wunderlich 38 yd field goal	27-37

Team Stats	**OM**	**GS**
First Downs	25	19
Rushes-Yards	12-196	12-267
Passing Yards	245	134
Comp.-Att.-Int.	17-28	7-17
Total Plays-Yards	73-441	76-401
Fumbles-Lost	0-0	1-0
Penalties-Yards	6-65	6-54
Punts-Avg.	4-124	5-185
Punt Returns-Avg.	0-0	2-5.0
KO Returns-Avg.	1-13	7-15.6
Interceptions-Yds.	1-39	1-0
Possession Time	23:57	36:03
3rd Down Conv.	4:56	10:04
4th Down Conv.	7:19	7:41
Sacks By-Yards	1-5	0-0

Individual Leaders

Rushing
OM: A. Judd, 26-139 (TD)
J. Pellerin, 4-29
C. Kelly, 6-23 (2 TDs)
GS: M. Breida, 22-109 (TD)
W. Fields, 10-74

Passing
OM: C. Kelly, 16-23-0-226 (TD)
GS: K. Ellison, 7-16-1-134 (TD)

Receiving
OM: D. Stringfellow, 5-66
E. Engram, 4-75 (TD)
V. Jefferson, 4-49
GS: M. Campbell, 4-121 (TD)

OLE MISS 29, #8 TEXAS A&M 28

Game #10• Nov. 12, 2016
Attendance: 104,892 • Kyle Field • College Station, Tx

COLLEGE STATION, Texas -- Sometimes in sports you're just due for a win. That was the case for Ole Miss at Kyle Field, as the Rebels came from behind and stunned No. 8 Texas A&M, 29-28.

Ole Miss has been on the wrong side of games like these too often during the 2016 season where the opponent rallied from behind in the second half. This time, the Rebels were the ones celebrating as the clock hit all zeroes.

True freshman quarterback Shea Patterson had a night to remember in his collegiate debut, totaling 402 total yards and two touchdowns to lead the Rebel comeback. On the defensive side, the Rebels allowed just seven second-half points and sealed the victory off Deontay Anderson's interception with 16 seconds to go. The 15-point halftime comeback was the largest of the Hugh Freeze era.

Early on, Ole Miss (5-5, 2-4 SEC) entered the halftime break without a touchdown trailing 21-6, but held the Aggies (7-3, 4-3 SEC) scoreless in the third quarter and stormed back with 23 fourth-quarter points.

A drive that started at their own 42, the Rebels marched down field thanks to a big pass play from Patterson to Evan Engram for nine yards, and a big 13-yard run down the far sideline setting up a first-and-10 at the Aggie 25. From there, the Rebels set up Gary Wunderlich for a 39-yard field goal to grab the lead away from the Aggies with 39 seconds left.

Ole Miss needed one more stand from the defense to close out the game, and the Rebels got just that. It was fitting that since one true freshman led the Rebels down the field for the go-ahead field goal, another true freshman sealed the deal with an interception when Anderson stepped in front of Jake Hubenak's pass.

The Rebel defense was able to limit an Aggie offense that averaged 234 yards on the ground coming into tonight to only 129 rushing yards.

Ole Miss	3	3	0	23	—	29
Texas A&M	7	14	0	7	—	28

1st Quarter			**V-H**
05:23	OM	G. Wunderlich 25 yd field goal	3-0
04:49	TAMU	K. Ford 6 yd run (D. LaCamera kick)	3-7
2nd Quarter			
13:55	TAMU	K. Ford 1 yd run (D. LaCamera kick)	3-14
07:46	OM	G. Wunderlich 24 yd field goal	6-14
06:43	TAMU	S. Noil 1 yd pass from J. Hubenak (D. LaCamera kick)	6-21
4th Quarter			
14:50	OM	D. Stringfellow 6 yd pass from S. Patterson (G. Wunderlich kick)	13-21
12:12	OM	A. Judd 21 yd run (S. Patterson pass failed)	19-21
06:41	TAMU	J. Reynolds 13 yd pass from J. Hubenak (D. LaCamera kick)	19-28
05:17	OM	V. Jefferson 32 yd pass from S. Patterson (G. Wunderlich kick)	26-28
00:37	OM	G. Wunderlich 39 yd field goal	29-28

Team Stats	**OM**	**TAMU**
First Downs	30	13
Rushes-Yards	47-152	34-129
Passing Yards	338	213
Comp.-Att.-Int.	25-42-1	16-28-1
Total Plays-Yards	89-490	62-342
Fumbles-Lost	5-1	1-0
Penalties-Yards	4-20	8-67
Punts-Avg.	5-200	6-287
Punt Returns-Avg.	1--2	1-5
KO Returns-Avg.	0-0	5-32.8
Interceptions-Yds.	1-8	1-0
Possession Time	33:03	26:57
3rd Down Conv.	8 of 17	6 of 14
4th Down Conv.	0 of 0	0 of 2
Sacks By-Yards	1-8	3-11

Individual Leaders

Rushing
OM: A. Judd, 20-100 (TD)
S. Patterson, 15-64
TAMU: T. Williams, 17-72
J. Hubenak, 9-30

Passing
OM: S. Patterson, 25-42-1-338 (2 TDs)
TAMU: J. Hubenak, 16-27-1-213 (2 TDs)

Receiving
OM: E. Engram, 6-49
D. Stringfellow, 5-74 (TD)
TAMU: J. Reynolds, 4-70 (TD)
S. Noil, 4-59 (TD)