

Ole Miss

2018 FOOTBALL GAME NOTES

OLEMISSSPORTS.COM
OLEMISSGAMEDAY.COM
@OLEMISSSPORTS
@OLEMISSFB
@REBELGAMEDAY
@COACHMATTLUKE

OLEMISSSPORTS
OLEMISSFOOTBALL
@OLEMISSFB
@WEAREOLEMISS
@OLEMISSFB

#OLEMISS
#HOTTYTODDY
#FINSUPREBELS
#WAOM
#BEATSTATE
#WEARRED
#EGGBOWL

3 NATIONAL CHAMPIONSHIPS | 6 SEC CHAMPIONSHIPS | 24 BOWL WINS | 37 BOWL APPEARANCES | 671 ALL-TIME VICTORIES
58 FIRST TEAM ALL-AMERICANS | 23 NFL FIRST ROUND DRAFT PICKS | 294 PRO DRAFT SELECTIONS | 24 ACADEMIC ALL-AMERICANS

MEDIA COVERAGE

ESPN



Dave Flemming, Play-by-Play
Greg McElroy Rodgers, Analyst
Laura Rutledge, Sidelines Reporter

OLE MISS IMG NETWORK



David Kellum, Play-by-Play
Harry Harrison, Analyst
Gary Darby, Sidelines
Brett Norsworthy, Pre- & Post-Game



SIRIUS XM SATELLITE RADIO

Sirius 84, XM 84, Internet 84

QUICK FACTS

First Year of Football: 1893
Number of Years Playing Football: 124
All-Time Overall Record: 671-523-35
All-Time Bowl Record: 24-13
All-Time Overtime Record: 6-8
Longest Undeclared Streak: 21 games, 1959-61
Consecutive Victories: 21 games, 1959-61

OLE MISS COACHING STAFF

On the field:

Matt Luke Head Coach
Phil Longo Quarterbacks/Offensive Coord.
Wesley McGriff Defensive Coord.
Jason Jones Safeties/Co-Defensive Coord.
Jack Bicknell, Jr. Offensive Line
Derrick Nix Running Backs
Jacob Peeler Wide Receivers
Freddie Roach Defensive Line
Jon Sumrall Linebackers
Viktor Irokansi Defensive GA
Mason Martin Offensive GA

In the press box:

Charles Clark Cornerbacks
Maurice Harris Tight Ends
Tayler Polk Defensive GA
Josh Snow Offensive GA



#22/20 Mississippi State
BULLDOGS
(7-4, 3-4 SEC)

Head Coach: Joe Moorhead
Career: 45-17/5th
At MSU: 7-4/1st

THE MATCHUP

Date: Thursday, Nov. 22, 2018
Time: 6:30 p.m. CT
Location: Oxford, Miss.
Venue: Vaught-Hemingway Stadium (64,038)
Surface: Natural Grass
Series: Ole Miss leads 64-44-6
In Oxford: Ole Miss leads 23-12-3
Streak: Ole Miss, W1
Live Stats: OleMissSports.com
Live Audio: OleMissSports.com
Twitter Updates: @OleMissFB



Ole Miss
REBELS
(5-6, 1-6 SEC)

Head Coach: Matt Luke
Career: 11-12/2nd
At OM: 11-12/2nd

WHAT TO WATCH FOR

- This game is the 115th meeting of one of the nation's most-played rivalries ... Ole Miss holds a 64-44-6 advantage in the series dating back to 1901.
- The Ole Miss-Mississippi State series is tied with the Michigan-Ohio State series for the 15th-longest in NCAA Division I history.
- This will be the 30th time the series has been played on Thanksgiving Day ... Ole Miss holds a 17-12 advantage in Thanksgiving games, including an 8-8 mark in games played in Oxford.
- Thursday's game will be the 91st "Battle of the Golden Egg," as the two schools started playing for the trophy in 1927 ... Ole Miss holds a 58-27-5 advantage in the "Egg Bowl."
- The Rebels are second nationally in passing (354.8 ypg), fifth in total offense (535.9) and 19th in scoring (37.5 ppg).
- Ole Miss has thrown for 300 or more yards in nine of its 11 games this season, including three games of 400 or more yards.
- **Jordan Ta'amu** leads the SEC and is second in the NCAA in both passing yards (3,831) and passing yards per game (348.3).
- Ta'amu ranks sixth in program history with 5,513 career passing yards.
- WR **A.J. Brown** ranks fifth nationally in the NCAA in receiving yards (1,259).
- Brown's 2,923 career receiving yards are the most in program history.
- **Mohamed Sanogo** ranks third in the SEC with 9.5 tackles per game ... He's tallied double-digit tackles in four straight games.
- **K Luke Logan** ranks fourth in the NCAA with 1.9 field goals per game ... Logan's 21 field goals rank third in school history for most field goals in a single season.

19

Thursday's game will serve as Senior Day and will be the final home games for 19 Ole Miss seniors.

212

Quarterback Jordan Ta'amu is just 212 yards shy of setting the school record for most passing yards in a season. He's chasing Chad Kelly's mark of 4,042 set in 2015.

2

A.J. Brown needs just two catches against Mississippi State to pass Laquon Treadwell's single-season record of 82 receptions set in 2015.

2018 SCHEDULE

TEXAS TECH	SIU	ALABAMA*	KENT STATE	LSU*	ULM	ARKANSAS*	AUBURN*	SOUTH CAROLINA*	TEXAS A&M*	VANDERBILT*	MSU*
Sept. 1	Sept. 8	Sept. 15	Sept. 22	Sept. 29	Oct. 6	Oct. 13	Oct. 20	Nov. 3	Nov. 10	Nov. 17	Nov. 22
W, 47-27	W, 76-41	L, 7-62	W, 38-17	L, 16-45	W, 70-21	W, 37-33	L, 16-31	L, 44-48	L, 24-38	L, 29-36 (OT)	6:30 p.m. CT
ESPN	SECN Alt.	ESPN	SECN	ESPN	SECN	SECN	ESPN	SECN	CBS	SECN	ESPN

A.J. BROWN

#1 • WR • JUNIOR • 6-1 • 225

STARKVILLE, MISS.

- 81 catches | 1,259 receiving yards | Six TDs | 114.5 yards per game
- Biletnikoff Award Semifinalist
- Maxwell Award Watch List
- Walter Camp Award Watch List
- All-time leader in career receiving yards at Ole Miss
- Owner of top two single-season receiving totals in school history; Only player in program history with two 1,000-yard receiving seasons
- Leads SEC and ranks fourth nationally in receiving yards/game (114.5 YPG)
- Ranks first in the SEC and 7th nationally with 7.4 receptions per game
- Seven 100-yard receiving games in 2018 (most in school history)
- Hauled in nine catches for 212 yards and one TD vs. Vanderbilt



GREG LITTLE

#74 • OL • JUNIOR • 6-6 • 325

ALLEN, TEXAS

- Has played every game at LT since joining the Rebels in 2016 (35 games played, 28 games started)
- Outland Trophy Watch List
- Preseason All-America First Team (The Athletic, Sporting News); Second Team (AP, Lindy's, Phil Steele, Athlon)
- Preseason All-SEC First Team (Lindy's Athlon, Phil Steele)
- Midseason All-America Second Team (AP, USA Today, Sports Illustrated, Athlon)
- Midseason All-SEC Second Team (Pro Football Focus)
- Week 1 SEC Offensive Line-man of the Week
- Paves the way for SEC's leader in total TDs (Scottie Phillips)
- Protects the nation's No. 2 passer (Jordan Ta'amu)



JORDAN TA'AMU

#10 • QB • SENIOR • 6-2 • 210

PEARL CITY, HAWAII

- 258-for-401 (64.3%) | 3,831 passing yards | 19 TDs, Seven INTs | 366 rushing yards | Six rushing TDs | 156.7 pass eff.
- Johnny Unitas Golden Arm Watch List
- Manning Award Watch List
- SEC Co-Offensive Player of the Week (Oct. 15)
- Polynesian Player of the Year Watch List
- Second in Ole Miss single-season history with 3,831 passing yards; One of four QBs to hit 3,000 yards
- No. 2 in FBS, leads SEC in total offense (381.5 YPG)
- No. 1 in SEC, 2nd in FBS with 348.3 passing yards per game
- Only QB in SEC with 3,000-plus yards passing
- Third in SEC, 19th nationally in pass efficiency (156.7)
- No. 4 in the nation, second in the SEC with 9.55 yards per pass attempt
- Leads the SEC, ranks 8th nationally with 23.5 completions per game



OFFENSE

**DAMARKUS LODGE**

#5 • WR • SENIOR • 6-2 • 204
CEDAR HILL, TEXAS

- 62 catches | 823 receiving yards | Four TDs
- Third in the SEC in receptions per game (6.2)
- Third in the SEC in receiving yards (823)
- Third in the SEC in receiving yards/game (82.3)
- Set career highs with nine receptions for 179 yards and caught first TD of 2018 vs. ULM
- Finished 7th in the SEC in receiving TDs in 2017
- Was 12th in the league in receiving yards (698), seventh in yards/reception (17.02) in 2017

**JAVON PATTERSON**

#79 • OL • SENIOR • 6-3 • 310
PETAL, MISS.

- Has started in 35 consecutive, 41 total games in four years at Ole Miss
- Wuerffel Trophy Watch List
- Preseason All-SEC Second Team (Lindy's); Third Team (Athlon)
- Started Patterson's Footlocker, which gathers and donates socks to homeless shelters
- Heavily involved in community service; Member of SEC Community Service Team

**SCOTTIE PHILLIPS**

#22 • RB • JUNIOR • 5-11 • 211
ELLISVILLE, MISS.

- 149 carries | 927 yards | 12 TDs | 6.2 YPC
- Midseason All-SEC Second Team (Pro Football Focus)
- T-5th on Ole Miss single-season rushing TD chart
- No. 3 in SEC (17th in FBS) with 12 rushing TDs
- No. 1 in SEC (10th nationally) with 14 total TDs
- Fourth in SEC (39th in FBS) with 927 rushing yards
- Sixth in SEC in all-purpose yards/game (103.2)
- Sixth in SEC (26th in FBS) in scoring (8.4 PPG)
- No. 4 in SEC (26th nationally) with 6.2 YPC

**SEAN RAWLINGS**

#50 • OL • SENIOR • 6-5 • 293
MADISON, MISS.

- Started in 37 games, played in 43 over four years at Ole Miss
- Rimington Trophy Watch List
- Campbell Trophy Semifinalist
- Preseason All-SEC Fourth Team (Athlon)
- Started 11 games at center in 2017, missing one due to injury
- 3.30 GPA; Four-time SEC Academic Honor Roll
- December 2017 Graduate in Marketing

DEFENSE

**MOHAMED SANOGO**

#46 • LB • SOPHOMORE • 6-2 • 224
PLANO, TEXAS

- 104 tackles | 6.5 TFL | One sack | Two FFs | Three QB hurries
- Leads Ole Miss in total tackles
- 3rd in SEC (31st in FBS) w/ 9.5 tackles/game
- Notched career-high 16 tackles vs. Auburn, most by a Rebel since 2007; Tied mark at TAMU
- One of only two Rebels over the last 12 years to record at least 100 tackles in a season.
- National Football Foundation Scholar-Athlete

**ZEDRICK WOODS**

#36 • DB • SENIOR • 5-11 • 203
LAKE CITY, FLA.

- 70 tackles | 1.0 TFL | 0.5 sack | 2 INTs | 3 PBU | 2 FFs | 2 FRs | 1 TD
- Notched 96-yard fumble return for TD at TAMU; Second-longest in OM history, longest since 1914
- Tied for SEC lead with two fumble recoveries
- No. 21 in SEC with 6.4 tackles per game
- One INT, one PBU and a team-high seven tackles against Kent State
- Had five tackles and a forced fumble vs. SIU


FRESHMAN

**BEN BROWN**

#55 • OL • FRESHMAN • 6-5 • 318
VICKSBURG, MISS.

- Started all 11 games at RG in 2018
- Earned starting RG role in offseason
- Has allowed just one sack all season; Graded at 82% production, 71% technique
- National Football Foundation Scholar-Athlete
- Paves the way for the SEC's leader in total TDs (Scottie Phillips)
- Protects SEC's leading passer, No. 2 passer in FBS (Jordan Ta'amu)

SPECIAL TEAMS

**LUKE LOGAN**

#92 • K • SOPHOMORE • 5-11 • 184
HATTIESBURG, MISS.

- 21-of-26 FGA | 45-of-46 PAT | 108 PTS
- First in SEC (5th in FBS) in scoring (9.8 PPG)
- Leads SEC (5th in FBS) with 108 pts scored
- Second in SEC (4th in FBS) with 1.91 FG/game
- Kicked career-long 40-yard field goal, went 3-for-3 on FGA at LSU
- Went 4-for-4 on FGA in season opener against TTU; Earned SEC Specialist of the Week honors
- Went 5-for-5 on FGA, 2-for-2 on PATs at Vandy

OLE MISS ATHLETICS COMMUNICATIONS

Kyle Campbell.....Associate A.D.
Email: kyle@olemiss.edu
Duties: Primary Contact, Interviews

Brad SheffieldAssociate Director
Email: brads@olemiss.edu
Duties: Credentials, Notes, Player Interviews

Adam KuffnerAssociate Director
Email: kuffner@olemiss.edu
Duties: Flipcard, Stats

Alex SimsAssistant Director
Email: apsims@olemiss.edu
Duties: Game Program

Mitch PraxlAssistant Director
Email: mjpraxl@olemiss.edu

Caitie SmithAssistant Director
Email: caitie@olemiss.edu

Tyler WootenAssistant Director
Email: tjwooten@olemiss.edu

Ashley Mangrum.....Senior Staff Assistant
Email: ash1@olemiss.edu

908 All-American Dr.
University, MS 38677
662.915.7522

SEC TELECONFERENCE

Coach Matt Luke will be available on the weekly SEC Teleconference every Wednesday from Aug. 29-Nov. 21, from 11:20-11:30 a.m. CT. The number is available through the SEC office at (205) 348-3000. Below is the order of participants:

10:00 a.m. Ed Orgeron, LSU

10:10 a.m. Kirby Smart, Georgia

10:20 a.m. Dan Mullen, Florida

10:30 a.m. Derek Mason, Vanderbilt

10:40 a.m. Nick Saban, Alabama

10:50 a.m. Jeremy Pruitt, Tennessee

11:00 a.m. Chad Morris, Arkansas

11:10 a.m. Will Muschamp, South Carolina

11:20 a.m. Matt Luke, Ole Miss

11:30 a.m. Jimbo Fisher, Texas A&M

11:40 a.m. Mark Stoops, Kentucky

11:50 a.m. Joe Moorhead, Mississippi State

12:00 p.m. Barry Odom, Missouri

12:10 p.m. Gus Malzahn, Auburn

OLE MISS MEDIA SCHEDULE GAME WEEK

SUNDAY	MONDAY	TUESDAY	WEDNESDAY	THURSDAY
<ul style="list-style-type: none">Practice closedNo interviews	<ul style="list-style-type: none">Coach Luke press conf. at 1:15 p.m. in Manning Center Team Meeting RoomCoordinators/players will follow Luke at presser	<ul style="list-style-type: none">Practice closedNo interviews	<ul style="list-style-type: none">SEC teleconference Luke at 11:20 a.m.Practice closedNo interviews	<ul style="list-style-type: none">Kick at 6:30 p.m.

WEEKLY PRESS CONFERENCE: Ole Miss will host its weekly fall press conferences every Monday at 11:15 a.m. CT in the Burns Team Meeting Room at the Manning Center. Various Ole Miss coaches and staff will take the podium first and will be followed by Coach Matt Luke at approximately 11:30 a.m. Defensive coordinator Wesley McGriff and offensive coordinator Phil Longo will follow Coach Luke at the podium. Members of the media unable to attend the Monday press conference may watch live on SEC Network+ (on the ESPN app) or on the Ole Miss Athletics Facebook page.

PLAYER/ASSISTANT INTERVIEWS: Coordinators will take part in the Monday press conference. Select players and assistant coaches will be available after practice on Tuesday. Coach Luke and select players will be available after practice on Wednesday. All media interviews will be held in the team meeting room. There is no availability on Thursday or Friday.

PRACTICES: All practices are closed to the public and open to media for select periods on Tuesdays. Media are forbidden from reporting (e.g. tweeting, blogging, etc.) on anything related to practice until the post-practice interviews. This includes media who leave practice early. On available days, media will be alerted which periods are available for video. Live video is prohibited, and use of footage from practices must be limited to three minutes per day. Videographers and photographers must use tight shots and not formations. If you have not previously attended practices, please contact the Communications office for prior approval and daily alerts on practice locations and times.

AUDIO/VIDEO RESTRICTIONS: Press conferences, media opportunities, practices and any form of competition may not be broadcast live, including Facebook Live and related media, without prior consent of the athletics department. Use of footage from practices is limited to three minutes per day. This includes content attained via FTP, which should be credited to Ole Miss Sports Productions. Ole Miss offers free FTP downloads of practice footage, interviews and game highlights for television stations to use during regularly scheduled news/sportscasts. To access the Ole Miss FTP site, please contact Seth Austin with Ole Miss Sports Productions at saustin@olemiss.edu or 662-816-3436.

WEEKDAY PARKING: Parking permits are required for everyone on campus Monday through Friday between 7:30 a.m. and 5 p.m. Media that plan to regularly attend practices, press conferences and other on-campus events may purchase a Vendor Permit from Campus Parking (www.olemiss.edu/parking), which is good for the full academic year. Those without parking permits are advised to park in a metered spot in the east lot of the Manning Center and feed the meter. Day passes are also available online at www.olemiss.edu/parking/visitors.html.

PHOTOGRAPHERS: Per NCAA rule, images or likeness of current student-athletes may not be sold, distributed or used for commercial purposes.

WORKING CREDENTIALS: To request game credentials, go to Ole Miss' online credentialing site: www.sportssystem.com/OleMiss. Credential requests must be made as early as possible by the sports director of each media outlet and are limited to those media who will be attending the game in a working capacity. Media must agree to the SEC Media Policy before requesting credentials. Media credentials are allotted on the following basis: 1) daily newspapers; 2) network affiliate television stations; 3) websites whose primary purpose is to gather and disseminate news and who have an affiliation with a nationally recognized media entity/network; 4) magazines, weekly newspapers and non-broadcast radio stations. All season credential requests need to be submitted by August 18. Credential demands are heavy, and we hope you understand the space limitations we must deal with each year. For those of you who are not credentialed for all of the games you requested, we hold onto your request and will contact you if space becomes available on a game-by-game basis.

GAMEDAY DRIVING DIRECTIONS: Media traveling to campus should take the Chucky Mullins Drive exit off of Highway 6 and travel north toward the 4-way stop. Those with garage parking passes should turn right onto Hill Drive, and those with Tad Smith Coliseum passes should continue straight on Chucky Mullins Drive. Both lots are located on the right side of their respective streets.

GAMEDAY PARKING: Gameday media parking is located in two locations: 1) garage adjacent to The Pavilion; and 2) lot near Tad Smith Coliseum. Media should check their pass to indicate for which lot they are designated. For passed marked for the garage, each pass is for a specific numbered parking spot. Cars parked in the wrong spot will be towed. Passes marked for Tad Smith Coliseum are for a lot located west of the old arena.

MEDIA GATE: Media will enter Gate 35 on the west side of the stadium beginning three and a half (3.5) hours prior to kickoff. The media will-call table will be located there, and photographers must show a photo I.D. to receive sideline vest. Parking passes may not be picked up at media will-call and must be requested at least seven days prior to gameday to ensure delivery.

RECRUITS: Media are not permitted to have contact with a prospect -- from when they check in until after they have checked out or concluded their visit and are no longer inside our facilities. Media are also forbidden from having direct contact with the prospects' family members who are present at the visit. In addition, media may not be present during any recruiting contact and may not video or photograph a prospect during a visit.

OLE MISS STYLE GUIDE

NAME

Ole Miss (preferred)
University of Mississippi
~~Mississippi~~

NICKNAME

Rebels

LOGO

COLORS

Cardinal Red (PMS 186)
Navy Blue (PMS 2767)

MASCOT

TONY

TEAM STATISTICS				
OLE MISS	OPPONENT	CATEGORY	MISSISSIPPI STATE	OPPONENT
404	399	Total Points	314	141
276	281	First Downs	217	188
101	128	By Rushing	126	85
156	124	By Passing	77	84
19	29	By Penalty	14	19
1,932	2,352	Rushing Yards	2,408	1,214
390	472	Rushing Attempts	421	382
5.0	5.0	Yards Per Rush	5.7	3.2
175.6	213.8	Rushing Yards Per Game	218.9	110.4
4,005	3,029	Passing Yards	1,996	1,818
269-416	239-377	Pass Completions-Attempts	140-273	186-342
364.1	275.4	Passing Yards Per Game	181.5	165.3
5,937	5,381	Total Offense	4,404	3,032
806	849	Total Offensive Plays	694	724
539.7	489.2	Total Offense Per Game	400.4	275.6
9-4	16-8	Fumbles-Lost	7-2	12-5
85-778	71-636	Penalties-Yards	72-623	59-451

INDIVIDUAL STATISTICS									
OLE MISS					MISSISSIPPI STATE				
Rushing	Att.	Yds.	Avg.	TD	Rushing	Att.	Yds.	Avg.	TD
Scottie Phillips	149	927	6.2	12	Nick Fitzgerald	183	901	4.9	10
Jordan Ta'amu	112	366	3.3	6	Kylin Hill	88	583	6.6	3
Isaiah Woullard	73	365	5.0	4	Aeris Williams	68	438	6.4	2
Passing	Comp.	Att.	Yds.	TD/Int.	Passing	Comp.	Att.	Yds.	TD/Int.
Jordan Ta'amu	258	401	3,831	19/7	Nick Fitzgerald	120	231	1,504	14/7
Receiving	Rec.	Yds.	Avg.	TD	Receiving	Rec.	Yds.	Avg.	TD
A.J. Brown	81	1,259	15.5	6	Osirus Williams	24	385	16.0	4
DaMarkus Lodge	62	823	13.3	4	Stephen Guidry	17	364	21.4	3
Elijah Moore	35	387	11.1	2	Kylin Hill	17	152	8.9	3
Punting	No.	Yds.	Avg.	Long	Punting	No.	Yds.	Avg.	Long
Mac Brown	42	1,718	40.9	63	Tucker Day	36	1,368	38.0	59
Punt Returns	No.	Yds.	Avg.	Long	Punt Returns	No.	Yds.	Avg.	Long
Elijah Moore	10	34	3.4	15	Keith Mixon	11	72	6.5	22
Kickoff Returns	No.	Yds.	Avg.	Long	Kickoff Returns	No.	Yds.	Avg.	Long
Elijah Moore	12	222	18.5	28	Brian Cole	10	225	22.5	40
Scoring	TD	FG	PAT	Total	Scoring	TD	FG	PAT	Total
Luke Logan	0	21-26	45-46	108	Jace Christmann	0	9-13	35-35	62
Scottie Phillips	14	0-0	0-0	84	Nick Fitzgerald	10	0-0	0-0	60
Tackles	UT-AT	TT	TFL	Other	Tackles	UT-AT	TT	TFL	Other
Mohamed Sanogo	52-52	104	6.5	2 FF	Johnathan Abram	47-42	89	6.5	2.5 SACKS
Zedrick Woods	37-33	70	1.0	2 INT	Erroll Thompson	27-50	77	6.5	3.0 SACKS
Josiah Coatney	18-33	51	3.0	2 QBH	Mark McLaurin	40-30	70	4.0	4 PBU
Willie Hibbler	22-24	46	5.5	1 SACK	Jeffery Simmons	22-33	55	12.5	5 QBH

LAST FIVE GAMES AGAINST MISSISSIPPI STATE	
11/23/17 • Starkville, Miss. • Ole Miss 31, #14 Miss. State 28:	a 28-3 halftime score, Mississippi State responded with 10 unanswered points. But, thanks to a responsive effort from the Landsark D and Rebel offense, No. 18 Ole Miss won its second straight Egg Bowl.
The underdog Ole Miss Rebels jumped out to a 10-0 lead over No. 14 Mississippi State and never looked back en route to the Egg Bowl win. It took just 39 seconds for RB Jordan Wilkins to punch in the first of his two touchdowns on the day to give Ole Miss an early lead. The Rebels also used a 77-yard TD reception by Starkville native A.J. Brown and a 63-yard scoring catch by Oxonian D.K. Metcalf to establish a 24-6 lead late in the third quarter. That proved to be enough for the Rebels to hold off a late charge by the Bulldogs at Davis Wade Stadium.	
11/26/16 • Oxford, Miss. • Mississippi State 55, Ole Miss 20:	
Freshman quarterback Shea Patterson threw for 320 yards and a pair of touchdowns, while senior running back Akeem Judd added 107 yards on the ground in front of 66,038 fans in Vaught Hemingway Stadium.	
11/28/15 • Starkville, Miss. • #18 Ole Miss 38, #21 Miss. State 27:	
In a game in which the Rebels looked cool, calm and collected early following a 21-point first quarter, the Bulldogs didn't go away quietly. After	11/29/14 • Oxford, Miss • #18 Ole Miss 31, #4 Miss. State 17: No. 18 Ole Miss held No. 4 Mississippi State to 17 points, tied for their fewest points scored in a game this season, and a red-zone stand sealed the win for the Rebels. Offensively, quarterback Bo Wallace threw for nearly 300 yards, and running back Jaylen Walton and tight end Evan Ingram turned in career games.
	11/28/13 • Starkville, Miss • Mississippi State 17, Ole Miss 10: In a defensive game, the 110th meeting of the Egg Bowl came down to overtime, with Mississippi State forcing a turnover on the Rebels' OT possession to win it 17-10. Ole Miss didn't have an offensive touchdown, scoring only on a 22-yard Andrew Ritter field goal and a blocked punt by Collins Moore recovered by Terrell Grant in the end zone at the end of the first half.

TOP REBEL PERFORMANCES VS. MISSISSIPPI STATE
Rushing Yards: Dou Innocent, 39-242 (TD); 11-25-1995
Passing Yards: Mark Young, 19-37-1-334 (3 TDs); 11-26-1988
Receptions: Laquon Treadwell, 9-57; 11-28-2013
Receiving Yards: Donte Moncrief, 7-173 (3 TDs); 11-24-2012
All-Purpose Yards: Dou Innocent, 242; 11-25-1995
Points Scored: Showboat Boykin, 42 (7 TDs); 12-1-1951

SERIES HISTORY
Ole Miss leads 64-44-6
In Egg Bowl:57-26-5, Ole Miss
In Starkville:22-14-3, Ole Miss
In Oxford:23-12-3, Ole Miss
In Jackson, Miss.:18-12, Ole Miss*
In Tupelo, Miss.:3-0, Mississippi State
In Columbus, Miss.:1-0, Ole Miss
In Clarksdale, Miss.:1-0, Mississippi State
In Greenwood, Miss.:2-0, Mississippi State
* - Ole Miss won 1976 and 1977 games by forfeit

Longest Ole Miss Win Streak:6, 1930-35 and 1947-52
Longest MSU Win Streak:13, 1911-1925

Largest Margin of Victory:48, 1971 (48-0)
Largest Margin of Defeat:65, 1915 (65-0)

Year	Site	Score	Year	Site	Score
1901	Starkville	L, 0-17	1961	Starkville	W, 37-7
1902	Starkville	W, 21-0	1962	Oxford	W, 13-6
1903	Oxford	T, 6-6	1963	Starkville	T, 10-10
1904	Columbus	W, 17-5	1964	Oxford	L, 17-20
1905	Jackson	L, 0-11	1965	Starkville	W, 21-0
1906	Jackson	W, 29-5	1966	Oxford	W, 24-0
1907	Jackson	L, 0-15	1967	Starkville	W, 10-3
1908	Jackson	L, 6-44	1968	Oxford	T, 17-17
1909	Jackson	W, 9-5	1969	Starkville	W, 48-22
1910	Jackson	W, 30-0	1970	Oxford	L, 14-19
1911	Jackson	L, 0-6	1971	Starkville	W, 48-0
1915	Tupelo	L, 0-65	1972	Oxford	W, 51-14
1916	Tupelo	L, 0-36	1973	Jackson	W, 38-10
1917	Tupelo	L, 14-41	1974	Jackson	L, 13-31
1918	Oxford	L, 0-13	1975	Jackson	W, 13-7
1918	Starkville	L, 0-34	1976	Jackson	L, 11-28*
1919	Clarksdale	L, 0-33	1977	Jackson	L, 14-18*
1920	Greenwood	L, 0-20	1978	Jackson	W, 27-7
1921	Greenwood	L, 0-21	1979	Jackson	W, 14-9
1922	Jackson	L, 13-19	1980	Jackson	L, 14-19
1923	Jackson	L, 6-13	1981	Jackson	W, 21-17
1924	Jackson	L, 0-20	1982	Jackson	L, 10-27
1925	Jackson	L, 0-6	1983	Jackson	W, 24-23
1926	Starkville	W, 7-6	1984	Jackson	W, 24-3
1927	Oxford	W, 20-12	1985	Jackson	W, 45-27
1928	Starkville	W, 20-19	1986	Jackson	W, 24-3
1929	Oxford	T, 7-7	1987	Jackson	L, 20-30
1930	Starkville	W, 20-0	1988	Jackson	W, 33-6
1931	Oxford	W, 25-14	1989	Jackson	W, 21-11
1932	Starkville	W, 13-0	1990	Jackson	W, 21-9
1933	Oxford	W, 31-0	1991	Starkville	L, 9-24
1934	Jackson	W, 7-3	1992	Oxford	W, 17-10
1935	Oxford	W, 14-6	1993	Starkville	L, 13-20
1936	Starkville	L, 6-26	1994	Oxford	L, 17-21
1937	Oxford	L, 7-9	1995	Starkville	W, 13-10
1938	Starkville	W, 19-6	1996	Oxford	L, 0-17
1939	Oxford	L, 6-18	1997	Starkville	W, 15-14
1940	Starkville	L, 0-19	1998	Oxford	L, 6-28
1941	Oxford	L, 0-6	1999	Starkville	L, 20-23
1942	Starkville	L, 13-34	2000	Oxford	W, 45-30
1944	Oxford	W, 13-8	2001	Starkville	L, 28-36
1945	Starkville	W, 7-6	2002	Oxford	W, 24-12
1946	Oxford	L, 0-20	2003	Starkville	W, 31-0
1947	Starkville	W, 33-14	2004	Oxford	W, 20-3
1948	Oxford	W, 34-7	2005	Starkville	L, 14-35
1949	Starkville	W, 26-0	2006	Oxford	W, 20-17
1950	Oxford	W, 27-20	2007	Starkville	L, 14-17
1951	Starkville	W, 49-7	2008	Oxford	W, 45-0
1952	Oxford	W, 20-14	2009	Starkville	L, 27-41
1953	Starkville	T, 7-7	2010	Oxford	L, 23-31
1954	Oxford	W, 14-0	2011	Starkville	L, 3-31
1955	Starkville	W, 26-0	2012	Oxford	W, 41-24
1956	Oxford	W, 13-7	2013	Starkville	L, 10-17 (OT)
1957	Starkville	T, 7-7	2014	Oxford	W, 31-17
1958	Oxford	W, 21-0	2015	Starkville	W, 38-27
1959	Starkville	W, 42-0	2016	Oxford	L, 55-20
1960	Oxford	W, 35-9	2017	Starkville	W, 31-28

* - Ole Miss won by forfeit

10 QB		JORDAN TA'AMU 6-2 210 Sr. Pearl City, Hawaii <table> <tr> <th>COMP</th><th>ATT</th><th>YDS</th><th>TD/INT</th></tr> <tr> <td>258</td><td>401</td><td>3,831</td><td>19/7</td></tr> </table>	COMP	ATT	YDS	TD/INT	258	401	3,831	19/7	LAST GAME: Threw for career-high 457 yards at Vandy; Third 400-yard game of the season (program record) NOTES: Ranks 2nd in OM single-season history with 3,831 yards passing ... No. 2 in FBS, leads SEC in total offense (381.5 YPG) ... No. 1 in SEC, 2nd in FBS with 348.3 pass YPG and 3,831 total passing yards ... Fourth nationally, 2nd in SEC with 9.55 yards/pass attempt ... Third in SEC, 19th nationally in pass efficiency (156.7).
COMP	ATT	YDS	TD/INT								
258	401	3,831	19/7								
22 RB		SCOTTIE PHILLIPS 5-11 211 Jr. Ellisville, Miss. <table> <tr> <th>ATT</th><th>YDS</th><th>AVG</th><th>TD</th></tr> <tr> <td>149</td><td>927</td><td>6.2</td><td>12</td></tr> </table>	ATT	YDS	AVG	TD	149	927	6.2	12	LAST GAME: Did not play (ankle) at Vanderbilt NOTES: T-5th on the Ole Miss single-season charts, leads SEC (8th in FBS) with 12 rushing TDs ... No. 1 in SEC (10th in FBS) with 14 total TDs ... 4th in SEC (39th in FBS) with 927 rushing yards ... 6th in SEC in all-purpose yardage ... 6th in SEC (26th in FBS) in scoring (8.4 PPG) ... No. 4 in SEC (26th nationally) with 6.22 YPC.
ATT	YDS	AVG	TD								
149	927	6.2	12								
1 WR		A.J. BROWN 6-1 230 Jr. Starkville, Miss. <table> <tr> <th>REC</th><th>YDS</th><th>AVG</th><th>TD</th></tr> <tr> <td>81</td><td>1,259</td><td>15.5</td><td>6</td></tr> </table>	REC	YDS	AVG	TD	81	1,259	15.5	6	LAST GAME: Caught nine passes for 212 yards, one TD at Vanderbilt; Program-record 12th 100-yard game NOTES: All-time leading receiver at Ole Miss ... No. 5 in the nation (1st in SEC) in receiving yards (1,259) ... 4th in the nation, 1st in SEC in receiving yards/game (114.5) ... Leads SEC, 7th nationally with 7.4 receptions/game ... Sixth in SEC with six receiving TDs ... No. 4 in SEC in all-purpose yards (114.5/game).
REC	YDS	AVG	TD								
81	1,259	15.5	6								
5 WR		DAMARKUS LODGE 6-2 204 Sr. Cedar Hill, Texas <table> <tr> <th>REC</th><th>YDS</th><th>AVG</th><th>TD</th></tr> <tr> <td>62</td><td>823</td><td>13.3</td><td>4</td></tr> </table>	REC	YDS	AVG	TD	62	823	13.3	4	LAST GAME: Caught nine passes for 117 yards and a spectacular one-handed TD grab at Vanderbilt NOTES: Third in the SEC in receptions/game ... Fourth in SEC in receiving yards ... Set career highs in receptions (nine) and yards (179) and caught first TD of 2018 vs. ULM ... Finished seventh in SEC in receiving TDs (7) and 12th in league in receiving yards (698) and seventh in league in yards/rec (17.02) last season.
REC	YDS	AVG	TD								
62	823	13.3	4								
13 WR		BRAYLON SANDERS 6-0 195 So. Hogansville, Ga. <table> <tr> <th>REC</th><th>YDS</th><th>AVG</th><th>TD</th></tr> <tr> <td>16</td><td>271</td><td>17.7</td><td>1</td></tr> </table>	REC	YDS	AVG	TD	16	271	17.7	1	LAST GAME: Did not play (ankle) at Vanderbilt NOTES: Had key reception to move the chains on third down at LSU ... Made 1st career start vs. SIU ... Amassed 133 yards on four receptions with one TD vs. SIU ... Had four catches for 60 yards in season-opener vs. Texas Tech ... Scored his first career TD against Texas A&M (11/18/17) off a 30-yard reception.
REC	YDS	AVG	TD								
16	271	17.7	1								
8 WR		ELIJAH MOORE 5-9 181 Fr. Fort Lauderdale, Fla. <table> <tr> <th>REC</th><th>YDS</th><th>AVG</th><th>TD</th></tr> <tr> <td>35</td><td>387</td><td>11.1</td><td>2</td></tr> </table>	REC	YDS	AVG	TD	35	387	11.1	2	LAST GAME: Caught seven passes for 52 yards at Vanderbilt NOTES: Set two Ole Miss freshman records with 11 receptions, 129 yards in first career start vs. South Carolina ... Four catches for 59 yards, one TD vs. ULM ... Two catches for 18 yards at LSU ... Four catches for 30 yards vs. Kent State ... First career catch, a 50-yard touchdown vs. Southern Illinois.
REC	YDS	AVG	TD								
35	387	11.1	2								
9 TE		DAWSON KNOX 6-4 257 Jr. Brentwood, Tenn. <table> <tr> <th>REC</th><th>YDS</th><th>AVG</th><th>TD</th></tr> <tr> <td>12</td><td>256</td><td>21.3</td><td>0</td></tr> </table>	REC	YDS	AVG	TD	12	256	21.3	0	LAST GAME: Made one catch for 36 yards at Vanderbilt NOTES: Two catches for 65 yards, including 48-yard reception on game-winning drive vs. Arkansas ... Hauled in receptions of 34 and 45 for 79 total receiving yards against Kent State ... 2018 Mackey Award Watch List ... Received the Park Stevens Memorial Award as the spring's top walk-on in 2017.
REC	YDS	AVG	TD								
12	256	21.3	0								
74 LT		GREG LITTLE 6-6 325 Jr. Allen, Texas <table> <tr> <th>GS</th><th>RUSH/G</th><th>PASS/G</th><th>PPG</th></tr> <tr> <td>11</td><td>175.6</td><td>364.1</td><td>36.7</td></tr> </table>	GS	RUSH/G	PASS/G	PPG	11	175.6	364.1	36.7	LAST GAME: Made 28th career start against Vanderbilt at LT NOTES: Midseason All-American Second Team (Athlon, SI, AP, USA Today) ... Week 1 SEC Offensive Lineman of the Week ... 2018 Outland Trophy Watch List ... Preseason All-America First Team (The Athletic, Sporting News), Second Team (AP, Lindy's Phil Steele, Athlon) ... Ranked 31st-best player in college football by NFL in 2017.
GS	RUSH/G	PASS/G	PPG								
11	175.6	364.1	36.7								
79 LG		JAVON PATTERSON 6-3 310 Sr. Petal, Miss. <table> <tr> <th>GS</th><th>RUSH/G</th><th>PASS/G</th><th>PPG</th></tr> <tr> <td>11</td><td>175.6</td><td>364.1</td><td>36.7</td></tr> </table>	GS	RUSH/G	PASS/G	PPG	11	175.6	364.1	36.7	LAST GAME: Made 41st career (35th consecutive) start against Vanderbilt at LG NOTES: Preseason All-SEC Second Team (Lindy's), Third Team (Athlon) ... Heavily involved in community service, on the 2018 Wuerffel Trophy Watch List, nominee for the Allstate AFCA Good Works Team ... Member of the NCAA Division I Football Recruiting Ad Hoc Working Group ... SEC Student-Athlete Leadership Council.
GS	RUSH/G	PASS/G	PPG								
11	175.6	364.1	36.7								
50 C		SEAN RAWLINGS 6-5 293 Sr. Madison, Miss. <table> <tr> <th>GS</th><th>RUSH/G</th><th>PASS/G</th><th>PPG</th></tr> <tr> <td>11</td><td>175.6</td><td>364.1</td><td>36.7</td></tr> </table>	GS	RUSH/G	PASS/G	PPG	11	175.6	364.1	36.7	LAST GAME: Made 37th career start against Vanderbilt at C NOTES: Graded at team-best 89% production, 77% technique ... On the Rimington Trophy Watch List ... Pre-season All-SEC Fourth Team (Athlon) .. Has played in 43 games with 37 starts as a Rebel ... Started 11 games last year at center in 2017, missing just one due to injury ... Both of his parents attended Ole Miss ... 3.30 GPA.
GS	RUSH/G	PASS/G	PPG								
11	175.6	364.1	36.7								
55 RG		BEN BROWN 6-5 318 R-Fr. Vicksburg, Miss. <table> <tr> <th>GS</th><th>RUSH/G</th><th>PASS/G</th><th>PPG</th></tr> <tr> <td>11</td><td>175.6</td><td>364.1</td><td>36.7</td></tr> </table>	GS	RUSH/G	PASS/G	PPG	11	175.6	364.1	36.7	LAST GAME: Made 11th career start against Vanderbilt at RG NOTES: Has graded at 82% production, 71% technique for 2018 season ... Earned starting right guard spot after standout spring practice and fall camp ... Named a National Football Foundation Ole Miss Chapter Scholar-Athlete ... MaxPreps Small School All-America second team ... A consensus 3-star recruit.
GS	RUSH/G	PASS/G	PPG								
11	175.6	364.1	36.7								
67 RT		ALEX GIVENS 6-6 305 Jr. Nashville, Tenn. <table> <tr> <th>GS</th><th>RUSH/G</th><th>PASS/G</th><th>PPG</th></tr> <tr> <td>11</td><td>175.6</td><td>364.1</td><td>36.7</td></tr> </table>	GS	RUSH/G	PASS/G	PPG	11	175.6	364.1	36.7	LAST GAME: Made 23rd career start against Vanderbilt at RT NOTES: Graded at team-best in both production (89%) and technique (79%) ... Has played in 33 games over his career, making 23 starts ... Earned second team Freshman All-SEC honors (Athlon) in 2016 ... Was a National Football Foundation Freshman Scholar-Athlete.
GS	RUSH/G	PASS/G	PPG								
11	175.6	364.1	36.7								
92 K		LUKE LOGAN 5-11 184 So. Hattiesburg, Miss. <table> <tr> <th>FG</th><th>LONG</th><th>PAT</th><th>PTS</th></tr> <tr> <td>21/26</td><td>40</td><td>45/46</td><td>108</td></tr> </table>	FG	LONG	PAT	PTS	21/26	40	45/46	108	LAST GAME: Was 5-for-5 on field goal attempts (32, 20, 22, 35, 32) ... Perfect 2-for-2 on PATs NOTES: First in SEC, 5th in FBS in scoring (9.8 PPG) ... First in SEC, 5th in FBS in total points scored (108) ... 2nd in SEC, 4th nationally with 1.91 FG/game ... Kicked career-long 40-yard field goal as part of 3-for-3 day at LSU ... Went 4-for-4 vs. Texas Tech ... Named SEC Specialist of the Week after performance vs. TTU.
FG	LONG	PAT	PTS								
21/26	40	45/46	108								

99 DE		CHARLES WILEY 6-2 242 So. Stockbridge, Ga. <table> <tr> <th>TACKLES</th><th>TFL</th><th>SACK</th><th>QBH</th></tr> <tr> <td>23</td><td>6.0</td><td>2.5</td><td>2</td></tr> </table>	TACKLES	TFL	SACK	QBH	23	6.0	2.5	2	LAST GAME: Recorded two tackles at Vanderbilt NOTES: Had one tackle and one QB hurry vs. South Carolina ... Tallied 1.0 TFL and three total tackles in first career start at Auburn ... Made 2.0 tackles for a loss at Arkansas ... Racked up 2.5 sacks and 3.0 TFL, including 1st career sack vs. Kent State ... Had six tackles, 1.0 TFL in nine games played in 2017.
TACKLES	TFL	SACK	QBH								
23	6.0	2.5	2								
95 NT		BENITO JONES 6-2 315 Jr. Waynesboro, Miss. <table> <tr> <th>TACKLES</th><th>TFL</th><th>SACK</th><th>QBH</th></tr> <tr> <td>32</td><td>9.0</td><td>3.0</td><td>4</td></tr> </table>	TACKLES	TFL	SACK	QBH	32	9.0	3.0	4	LAST GAME: Notched two sacks and was second on the team with seven tackles at Vanderbilt NOTES: Notched a season-high two TFL vs. Alabama ... Recorded four tackles and two QB hurries vs. Southern Illinois ... Three tackles (0.5 TFL), two QBH vs. TTU ... 2018 Preseason All-SEC Second Team ... Recorded career highs in tackles (7), TFL (2.5) and sacks (1.0) vs. Texas A&M last season.
TACKLES	TFL	SACK	QBH								
32	9.0	3.0	4								
40 DT		JOSIAH COATNEY 6-4 316 Jr. Douglasville, Ga. <table> <tr> <th>TACKLES</th><th>TFL</th><th>SACK</th><th>QBH</th></tr> <tr> <td>51</td><td>3.0</td><td>0.0</td><td>2</td></tr> </table>	TACKLES	TFL	SACK	QBH	51	3.0	0.0	2	LAST GAME: Notched three tackles at Vanderbilt NOTES: Was second on the team, led all DL with nine tackles at Texas A&M ... Totaled nine tackles (2nd-most on team) and 0.5 TFL at LSU ... Had five tackles, 1.5 TFL, one QBH vs. TTU ... Preseason All-SEC Fourth Team ... Started every game on the defensive line, ranking third on the team in total tackles.
TACKLES	TFL	SACK	QBH								
51	3.0	0.0	2								
97 DE		QAADIR SHEPPARD 6-3 240 Jr. Bronx, N.Y. <table> <tr> <th>TACKLES</th><th>TFL</th><th>SACK</th><th>QBH</th></tr> <tr> <td>45</td><td>10.0</td><td>1.5</td><td>7</td></tr> </table>	TACKLES	TFL	SACK	QBH	45	10.0	1.5	7	LAST GAME: Totaled three tackles, one tackle for a loss at Vanderbilt NOTES: Leads the team in tackles for loss ... Shared a sack, had two QB hurries, 1.0 TFL and three total tackles vs. Kent State ... Two tackles vs. Alabama ... Had one pass breakup, one QB hurry and three tackles vs. Southern Illinois ... Had 1.5 TFL, five tackles and a QB hurry vs. Texas Tech.
TACKLES	TFL	SACK	QBH								
45	10.0	1.5	7								
17 OLB		WILLIE HIBBLER 6-3 249 Jr. Sardis, Miss. <table> <tr> <th>TACKLES</th><th>TFL</th><th>SACK</th><th>QBH</th></tr> <tr> <td>46</td><td>5.5</td><td>1.0</td><td>2</td></tr> </table>	TACKLES	TFL	SACK	QBH	46	5.5	1.0	2	LAST GAME: Finished third on the team with six tackles, broke up one pass at Vanderbilt NOTES: Had three tackles, career-high two QB hurries vs. South Carolina ... Made second career start vs. ULM and recorded two total tackles ... Played in a reserve role at outside linebacker and recorded a career-high six tackles and 1.5 tackles for loss, including one sack at LSU ... Tallied five total tackles in win over SIU.
TACKLES	TFL	SACK	QBH								
46	5.5	1.0	2								
46 MLB		MOHAMED SANOGO 6-2 224 So. Plano, Texas <table> <tr> <th>TACKLES</th><th>TFL</th><th>SACK</th><th>FF</th></tr> <tr> <td>104</td><td>6.5</td><td>1.0</td><td>2</td></tr> </table>	TACKLES	TFL	SACK	FF	104	6.5	1.0	2	LAST GAME: Led Ole Miss with 12 tackles, including two TFL, broke up one pass at Vanderbilt NOTES: 3rd in SEC (31st nationally) with 9.5 tackles/game ... Leads Ole Miss in tackles on the season ... One of just two Rebels with 100-plus tackles over the last 12 seasons ... Notched a career-high 16 tackles vs. Auburn, most by a Rebel since 2007 ... Matched career-high 16 tackles (1.0 TFL) at TAMU ... NFF Ole Miss Chapter Scholar-Athlete.
TACKLES	TFL	SACK	FF								
104	6.5	1.0	2								
10 MLB		JACQUEZ JONES 6-1 227 Fr. Tuscaloosa, Ala. <table> <tr> <th>TACKLES</th><th>TFL</th><th>SACK</th><th>FF</th></tr> <tr> <td>31</td><td>2.0</td><td>0.5</td><td>1</td></tr> </table>	TACKLES	TFL	SACK	FF	31	2.0	0.5	1	LAST GAME: Made two tackles at Vanderbilt NOTES: Had a game-high nine tackles vs. top-ranked Alabama ... Made first career start in win over SIU, recording four total tackles and forcing a fumble ... Tallied four total tackles in a reserve role at MLB vs. Texas Tech in season opener ... Rated a four-star prospect by ESPN and three-star by 247Sports and Rivals.
TACKLES	TFL	SACK	FF								
31	2.0	0.5	1								
15 DB		MYLES HARTSFIELD 5-11 211 Jr. Sayreville, N.J. <table> <tr> <th>TACKLES</th><th>TFL</th><th>INT</th><th>PD</th></tr> <tr> <td>37</td><td>1.5</td><td>0</td><td>5</td></tr> </table>	TACKLES	TFL	INT	PD	37	1.5	0	5	LAST GAME: Totaled four tackles at Vanderbilt NOTES: Totaled five tackles with one TFL, one PBU vs. South Carolina ... Totaled four tackles and a pass breakup vs. Southern Illinois ... Broke up one pass, had two tackles, 0.5 TFL vs. Texas Tech ... Pulled down two INTs broke up five passes in 2017 ... Named Freshman All-American (Athlon) in 2016.
TACKLES	TFL	INT	PD								
37	1.5	0	5								
36 S		ZEDRICK WOODS 5-11 203 Sr. Lake City, Fla. <table> <tr> <th>TACKLES</th><th>TFL</th><th>INT</th><th>FF</th></tr> <tr> <td>70</td><td>1.0</td><td>2</td><td>2</td></tr> </table>	TACKLES	TFL	INT	FF	70	1.0	2	2	LAST GAME: Made two tackles at Vanderbilt NOTES: 10th in the SEC with two INTs on the season ... No. 21 in SEC with 6.4 tackles/game ... Two forced fumbles, two fumble recoveries and two interceptions on the season ... One INT, one PBU and a team-high seven tackles vs. Kent State ... Had 2nd-longest fumble return in Ole Miss history (96 yds) at TAMU.
TACKLES	TFL	INT	FF								
70	1.0	2	2								
20 CB		KEIDRON SMITH 6-2 192 Fr. West Palm Beach, Fla. <table> <tr> <th>TACKLES</th><th>TFL</th><th>INT</th><th>PBU</th></tr> <tr> <td>44</td><td>1.0</td><td>1</td><td>3</td></tr> </table>	TACKLES	TFL	INT	PBU	44	1.0	1	3	LAST GAME: Totaled five tackles and a pass breakup at Vanderbilt NOTES: His 44 tackles are a team high among freshmen and CBs ... Made 1st career start at CB vs. USC ... Tied career high with seven tackles vs. ULM ... Had five tackles, 0.5 TFL vs. Kent St. ... Set career high with seven tackles, 0.5 TFL and had first career PBU vs. Alabama (9/15) ... Pulled down first career INT vs. SIU (9/8).
TACKLES	TFL	INT	PBU								
44	1.0	1	3								
3 NB		VERNON DASHER 6-1 205 Jr. Baxley, Ga. <table> <tr> <th>TACKLES</th><th>TFL</th><th>INT</th><th>PD</th></tr> <tr> <td>33</td><td>1.0</td><td>1</td><td>3</td></tr> </table>	TACKLES	TFL	INT	PD	33	1.0	1	3	LAST GAME: Had five tackles and first career tackle for a loss at Vanderbilt NOTES: Returned an INT 88 yards for a TD vs. SIU, the first turnover and first TD for Rebel defense in 2018 ... Totaled five tackles in Rebel debut vs. Texas Tech ... Rated a three-star JUCO recruit by Rivals ... Earned 2017 NCAA first team All-America honors.
TACKLES	TFL	INT	PD								
33	1.0	1	3								
26 CB		JALEN JULIUS 5-10 188 Jr. Winter Garden, Fla. <table> <tr> <th>TACKLES</th><th>TFL</th><th>PD</th><th>FF</th></tr> <tr> <td>32</td><td>3.5</td><td>3</td><td>2</td></tr> </table>	TACKLES	TFL	PD	FF	32	3.5	3	2	LAST GAME: Did not play at Vanderbilt NOTES: Veteran defensive back who has appeared in 26 career games in the secondary for Ole Miss ... Started at cornerback and recorded three total tackles and one forced fumble vs. Alabama ... Tallied three total tackles in win over Southern Illinois.
TACKLES	TFL	PD	FF								
32	3.5	3	2								
96 P		MAC BROWN 6-3 210 So. Eden Prairie, Minn. <table> <tr> <th>PUNTS</th><th>AVG</th><th>LONG</th><th>IN 20</th></tr> <tr> <td>42</td><td>40.9</td><td>63</td><td>9</td></tr> </table>	PUNTS	AVG	LONG	IN 20	42	40.9	63	9	LAST GAME: Punted once for 39 yards, had one punt blocked at Vanderbilt NOTES: Ninth in SEC, averaging 40.9 yards/punt ... Pinned Auburn inside 20 twice ... Booted career-long 63-yard punt, pinned LSU inside 20 once in Baton Rouge ... Pinned TTU inside 20 twice (9/1/18) ... Has raised nearly \$50,000 for ALS research with a lemonade stand he started running in seventh grade.
PUNTS	AVG	LONG	IN 20								
42	40.9	63	9								

OLE MISS ATHLETICS

Ole Miss Athletics in 2017-18

- 30 All-America selections
- 63 All-Conference selections
- 208 Academic All-Conference selections
- 58 National academic honorees
- 13 Postseason team participants
- 14 Professional draft picks
- Ole Miss captured two NCAA championships in 2017-18, as Arianne Hartono became the first Rebel to win the NCAA women's tennis individual title, and Janeah Stewart upset the field with a 15-foot career-best to claim the women's hammer title at the NCAA Outdoor Track & Field Championships.
- Ole Miss baseball won the regular season SEC West title and then went on to capture its third SEC Tournament title in program history.
- Ole Miss recorded its highest finish in its history in the Learfield Sports Directors' Cup in 2017-18. The Rebels' 38th-place finish breaks the previous school record of 39th set in 2016-17. Ole Miss has placed inside the top 50 each of the last three seasons after only two such finishes previously.

OLE MISS

The University of Mississippi

No. 1 Most Beautiful Campus (Newsweek)
 Top 20 Best Buy Colleges (Forbes)
 Top 10 Safest Campuses in the Nation (CollegeSafe.com)
 Top 10 Accountancy School (Public Accounting Report)
 Top 5 Law School for value & job placement (National Jurist)
 Carnegie R-1: Doctoral University - Highest Research Activity

Tailgating in The Grove

Nation's No. 1 Tailgating School (Sports Illustrated)
 "Top Tailgating Spot" (Tailgater Monthly)
 "The Holy Grail of tailgating sites" (The Sporting News)
 "The mother and mistress of outdoor ritual mayhem" (New York Times)
 "The mecca of tailgating in American sports" (Columbia Missourian)
 "In Oxford lies the most magical place on all of God's green, football-playing Earth: the Grove." (SI on Campus)

OXFORD, MISSISSIPPI

No. 2 College Town in America (Livability.com)
 No. 2 College Football Town (NCAA.com)
 Top 6 College Towns in America (USA Today)
 Top 10 Coolest College Towns in America (Travel & Leisure)
 No. 15 Fastest-Growing Small Town (Forbes)
 Top 20 Best Small Towns in America (Smithsonian)
 100 Best Small Towns (USA Today)
 Top 100 Places to Live (Money Magazine)

OLE MISS HEAD COACH MATT LUKE

Matt Luke (Ole Miss, 2000) is in his 11th season at Ole Miss and second season at the helm, taking the reins of his alma mater as the 38th head coach in program history. He was born a Rebel as his family has ties to Ole Miss that span three generations. During his 24 years as a player and coach at the collegiate level, Luke has risen through the ranks while learning from a number of successful veteran coaches. He has worked alongside national champion Tennessee coach Phillip Fulmer, Duke head coach David Cutcliffe and former Ole Miss head coach Tommy Tuberville, among others. On the field, he has mentored 20 all-league selections as well as All-Americans and first-round draft picks Laremy Tunsil and Laken Tomlinson. Luke, a four-year center for the Rebels (1995-98), spent five seasons as the team's co-offensive coordinator and offensive line coach before being promoted to interim head coach for the 2017 season. During his first stop in Oxford (2002-05), he served four seasons coaching the Ole Miss tight ends and offensive line under Cutcliffe.

MISSISSIPPI STATE HEAD COACH JOE MOORHEAD

Joe Moorhead (Fordham, 1996) is in his first year as Mississippi State's head coach and owns an 45-17 record in his five years as a head coach, including a 7-4 mark so far this season. Moorhead is in his 21st year in collegiate coaching and spent 2016-17 as the offensive coordinator at Penn State before coming to Starkville. Moorhead transformed the Nittany Lions offensively and spearheaded them to a combined 21-5 record, a 17-3 mark in Big Ten regular season play, the 2016 Big Ten Championship, two New Year's Six bowls and back-to-back top 10 national rankings. The 2017 campaign saw the Nittany Lions rank in the top 25 nationally in seven different offensive categories. Prior to Penn State, Moorhead spent four seasons as the head man at his alma mater Fordham, where he posted a 38-13 record. After inheriting a program that went 1-10, he steadily built the Rams into a Football Championship Subdivision (FCS) powerhouse, leading them to their best season in program history in 2013 and the Patriot League title in 2014.

BULLDOG SCOUTING REPORT

Mississippi State is 7-4 overall and 3-4 in conference play entering this week's game with Ole Miss, including winning three of its last four contests. The Bulldogs are averaging just over 400 yards of total offense per game, with 218.9 yards coming on the ground, second in the SEC. Senior signal-caller Nick Fitzgerald ranks fifth in the SEC with 901 yards rushing and 10 rushing TDs. Sophomore running back Kylin Hill teams with Fitzgerald to form a dangerous rushing attack. Hill has rushed for 583 yards on the season with three scores. Fitzgerald is completing 51.0 percent of his passes on the season for 1,504 yards and 14 touchdowns, compared to seven interceptions. Fitzgerald's top target has been Osirus Mitchell. The sophomore wide receiver leads the Bulldogs in receiving yards (385), catches (24) and TDs (four). Defensively, the Bulldogs come in with a defense ranked fourth in the NCAA in total defense (275.6) and second in points allowed (12.8). Mississippi gives up just 165 yards passing and 110 yards rushing per game. Safety Johnathan Abram leads the Bulldogs in tackles with 89. Senior defensive end Montez Sweat ranks second in the SEC with 9.5 sacks on the year.

2018 Mississippi State Schedule Time (CT)

Sept. 1	STEPHEN F. AUSTIN	W, 63-6	Oct. 27	#16/17 TEXAS A&M*	W, 28-13
Sept. 8	at Kansas State	W, 31-10	Nov. 3	LOUISIANA TECH	W, 45-3
Sept. 15	LOUISIANA	W, 56-10	Nov. 10	at #1/1 Alabama*	L, 0-24
Sept. 22	at Kentucky*	L, 7-28	Nov. 17	ARKANSAS*	W, 52-6
Sept. 29	FLORIDA*	L, 6-13	Nov. 22	at Ole Miss*	6:30 p.m. CT
Oct. 6	#8/9 AUBURN*	W, 23-9	* SEC game HOME GAMES IN CAPS		
Oct. 20	at #5/5 LSU*	L, 3-19			

REBEL-BULLDOG CONNECTIONS

- Ole Miss DBs **C.J. Moore** were teammates with MSU senior DB Jamal Peters at Bassfield HS in Bassfield, Mississippi.
- Ole Miss junior OL **Javon Patterson** and MSU senior WR Jesse Jackson were teammates at Petal HS in Petal, Mississippi.
- The Rebels **A.J. Brown** and **Jerry Johnson** and Mississippi State's Cameron Gardner, Willie Gay, Jr., Kobe Jones and Kameron Jones, all attended Starkville HS in Starkville, Mississippi.
- Ole Miss freshman defensive back **Kam White** and the Bulldogs' Grant Harris both attended Clinton HS in Clinton, Mississippi.
- Rebel DB **C.J. Miller** and Mississippi State TE Christian Roberson were teammates at McEachern HS in Powder Springs, Georgia.
- WR **Elijah Moore** and MSU LB Tyler Dunning were teammates at St. Thomas Aquinas HS in Fort Lauderdale, Florida.
- Ole Miss DE **Markel Winters** and **Javien Hamilton** were teammates with Mississippi State DB Johnathan Abram at Jones County Junior College.
- Rebels RB **KeShun Wells** and MSU OL Martin Rankin both attended Mississippi Gulf Coast CC in Perkinston, Mississippi.
- Ole Miss RB **Eric Swinney** and Bulldog LS Paul Blackwell were teammates at Lafayette HS in Oxford, Mississippi.
- Ole Miss' **Art Mitchell** and Mississippi State LB Tim Washington were teammates at Yazoo City HS in Yazoo City, Mississippi.
- Rebels RB **D.K. Buford**, **Amani Johnson** and **Eli Johnson** and MSU Tyler Williams attended Lafayette HS in Oxford, Mississippi.
- Ole Miss' **Truett Bourne**, **Josh Ricketts** and **Lawson Stockett** attended Madison Central HS in Madison, Mississippi, with State's Matt Stanic.

“EGG BOWL” FACTS

- This will be the 30th time the series has been played on Thanksgiving Day ... Ole Miss holds a 17-12 advantage in Thanksgiving games, including an 8-8 mark in games played in Oxford.
- This game is the 115th meeting of one of the nation's most-played rivalries ... Ole Miss holds a 64-44-6 advantage in the series dating back to 1901.
- Saturday's game will be the 90th “Battle of the Golden Egg,” as the two schools started playing for the trophy in 1927 ... Ole Miss holds a 58-27-5 advantage in the “Egg Bowl.”
- Ole Miss has a 23-12-3 record in games played in Oxford.
- Since 2004, the home team has won every game but four (Mississippi State won 31-23 in Oxford in 2010, Ole Miss won 38-27 in 2015 in Starkville, Mississippi State won 55-20 in Oxford in 2017 and Ole Miss won last season 31-28 in Starkville).
- Including a pair of forfeit victories, Ole Miss posted a 38-7-2 record versus MSU from 1944-1990.
- The Rebels own the four longest separate winning streaks in the series (nine, six, six and five games).
- From 1947 through 1963, the Rebels posted a 15-0-2 mark against MSU ... That means a child born in December 1946 was a senior in high school before they saw Ole Miss lose to the Bulldogs.
- The first “Battle for the Golden Egg” in 1927 marked the beginning of nine straight wins for the Rebels over MSU.

THE START OF THE GOLDEN EGG

The Golden Egg was first proposed by members of Sigma Iota, an Ole Miss honorary society in 1927. Sigma Iota proposed that a trophy be awarded in a dignified ceremony designed to calm excited fans, after Ole Miss fans stormed the field at Starkville's Scott Field following the Rebels' 7-6 win in the 1926 contest. The 1926 win snapped a 13-game losing streak to then-Mississippi A&M, and was just Ole Miss' fifth win in 23 tries. Following the game, Ole Miss fans made a dash for the goal posts, while Aggie fans took after them with cane bottom chairs and fights broke out. The mayhem continued until most of the chairs were splintered. After Sigma Iota made its proposal, Mississippi A&M approved the suggestion, and Ole Miss, two weeks before the game, officially added its approval. The trophy, to be called “The Golden Egg,” would be a regulation-size gold-plated football mounted on a pedestal. Cost approximately \$250 would be shared by both schools. On Thanksgiving Day, 1927, the first “Battle of the Golden Egg” was waged before a crowd of 14,000 in Oxford. The Rebels won 20-12 and the symbol of supremacy in the series was born.

ORIGINS OF THE NAME

The term “Egg Bowl” can be traced back to 1978, when Executive Sports Editor of The Clarion-Ledger Tom Patterson decided to spice up the 1978 meeting. A year earlier, the Clarion-Ledger headline on game day had been “Egg Bowl Is Up For Scramble.” With the Rebels and the Bulldogs 6-4 both apparently out of the bowl picture heading into the 1978 game, Patterson instructed his staff to follow the “Egg Bowl” theme throughout the week. The result was a special section on Sunday, which recounted in great detail the Rebels’ stunning 27-7 victory. While the game is still officially the “Battle of the Golden Egg,” most members of the media now refer to the annual game simply as the “Egg Bowl.”

PHILLIPS NEARING THE 1K MARK

With two games remaining for the Rebels, RB **Scottie Phillips** has the 1,000-yard rushing mark in sight. Phillips, the junior college transfer, in just his first year at Ole Miss, is 73 yards short of becoming just the sixth Ole Miss running back to go past 1,000 yards rushing. It would mark the eighth time in Ole Miss history for a back to reach that mark. BenJarvus Green-Ellis and Kayo Dottley both accomplished the 1,000-yard mark twice in their careers.

CHASING THE 300-YARD MARK

With his 467-yard performance vs. Vanderbilt, quarterback **Jordan Ta’amu** broke the Ole Miss school record with nine 300-yard passing games this season, including a program-best six straight. His 12 career 300-yard games is tied for the school record held by Chad Kelly.

DEGREES IN HAND

Earning a degree from the University of Mississippi is one of the top priorities for Ole Miss student-athletes. Six current Rebels have already accomplished that goal with eligibility remaining this fall.

- D.K. Buford, RB - Psychology
- Josiah Coatney, DT - General Studies
- Javon Patterson, OL - Marketing
- Sean Rawlings, OL - Marketing
- Jordan Sims, OL - Health Promotion
- Markel Winters, DE - General Studies



2018 BREAKDOWN

Category	2018
Record	5-6
SEC	1-6
vs. SEC West	1-4
vs. SEC East	0-2
Non-Conference	4-0
Home	3-3
Away	1-3
Neutral	1-0
Day Games	4-3
Night Games (6 p.m. start or later)	1-3
vs. Top 25 teams	0-2
TV games	5-6
on SEC Network	3-2
on SEC Network Alternate	1-0
on ESPN	1-3
on ESPN2	0-0
on ESPNU	0-0
on CBS	0-1
When scoring first	4-3
When opponents score first	1-3
When leading at halftime	2-1
When trailing at halftime	2-3
When tied at halftime	1-2
When leading after third quarter	4-1
When trailing after third quarter	1-4
When tied after third quarter	0-1
In overtime games	0-1
When scoring less than 20 points	0-3
When scoring 20+ points	5-3
When scoring 30+ points	5-1
When allowing less than 20 points	1-0
When allowing 20+ points	4-6
When allowing 30+ points	2-6
When rushing for <100 yards	0-1
When rushing for 100+ yards	5-5
When rushing for 200+ yards	4-1
When passing for 200+ yards	5-4
When passing for 250+ yards	5-4
When passing for 300+ yards	5-4
When totaling <300 yds total offense	0-1
When gaining 300+ yds total offense	5-5
When allowing <100 yds rushing	0-0
When allowing 100+ yds rushing	5-6
When allowing 200+ yds rushing	2-4
When allowing <200 yds passing	1-1
When allowing 200+ yards passing	4-5
When allowing 250+ yards passing	3-3
When allowing 300+ yards passing	2-2
When allowing <300 yds total offense	0-0
When allowing 300+ yds total offense	5-6
When having a 100-yard rusher	4-3
When opp. has a 100-yard rusher	2-4
When having no turnovers	2-1
When having 1-3 turnovers	3-4
When having 3 or more turnovers	0-1
When having no takeaways	1-2
When having 1-3 takeaways	3-4
When having 3 or more takeaways	1-0
When having more than 30:00 TOP	2-2
When having less than 30:00 TOP	3-4

BY THE NUMBERS

176 million - Dollars Raised by Forward Together Campaign
 117 million - Ole Miss Athletics operating budget
 7.3 million - LEDs in Videoboards on Ole Miss Gamedays
 64,038 - Vaught-Hemingway Stadium Capacity for 2018
 23,780 - Ole Miss enrollment for 2017-18
 12,000 - Square Feet in the Manning Center Weight Room
 9,415 - Square Feet of LED Displays in Vaught-Hemingway
 671 - All-Time Victories
 294 - Pro Draft Picks
 285 - Weeks Ranked in the AP Poll
 280 - Television Appearances
 209 - Shutouts in Ole Miss History
 58 - First Team All-American Selections
 37 - Bowl Appearances (T-21st All-Time)
 24 - Academic All-Americans
 24 - Bowl Wins (12th All-Time)
 23 - NFL First-Round Draft Picks
 14 - Overtime Games
 11 - College Football Hall of Fame Inductees
 9 - Sugar Bowl Appearances (3rd-Most All-Time)
 6 - Heisman Trophy Finalists
 6 - SEC Championships
 4 - Rhodes Scholars
 3 - National Championships
 1 - Highest Ranking in AP Poll

QUICK FACTS

School: Ole Miss (University of Mississippi)
Nickname: Rebels
Location: Oxford, Mississippi
Founded: November 6, 1848
Enrollment: 23,258
Colors: Cardinal Red (PMS 186) and Navy Blue (PMS 2767)
Mascot: Tony the Landshark
Conference: Southeastern (Western Division)
Stadium: Vaught-Hemingway Stadium/Hollingsworth Field
Capacity/Playing Surface: 64,038/Natural Grass
Vice Chancellor for Intercollegiate Ath.: Ross Bjork
Game Operations Director: Joe Swingle
Athletics Department Phone: (662) 915-7241
University Website: www.OleMiss.edu
Athletics Website: www.OleMissSports.com
Gameday/Ticketing Website: www.OleMissGameday.com

THE REBEL RECORD

First Year of Football: 1893
Number of Years Playing Football: 124
All-Time Overall Record: 671-523-35
All-Time Bowl Record: 24-13
All-Time Overtime Record: 6-9
Longest Undefeated Streak: 21 games, 1959-61
Consecutive Victories: 13 games, 1955-56
Consecutive Bowl Victories: 6, 2002-04-09-10-13-13
Consecutive Bowl Games: 15 seasons - 1957-71

SENIOR SALUTE

Thursday's game will serve as Senior Day and will be the final home game at for 19 Ole Miss seniors. DE **Victor Evans**, WR **DaMarkus Lodge**, DB **Ken Webster**, QB **Jordan Ta'amu**, WR **Floyd Allen**, DE **Markel Winters**, DB **Javien Hamilton**, RB **D.K. Buford**, DB **Cam Ordway**, DB **Zedrick Woods**, DB **C.J. Moore**, DB **Kweisi Fountain**, LB **Detric Bing-Dukes**, OL **Sean Rawlings**, OL **Jordan Sims**, OL **Javon Patterson**, WR **Alex Weber**, DT **Ross Donnelly**, DT **Jordan Hebert**.

- Appeared in New Year's Six Bowl (2016 Sugar Bowl)
- Appeared in New Year's Six Bowl (2016 Sugar Bowl)
- Nationally ranked 20 times
- Highest national ranking (No. 3) since 1964
- Own four of the top five single-season spots in all-time record book in total offense
- Wins at Alabama and Auburn in the same season for the first time in program history (2015)
- On pace to lead the SEC in passing yards all four seasons
- Top 20 in total offense three of our the four years
- Led the SEC and were eighth nationally in defensive touchdowns (2015)

DANGEROUS TRIO

All season long, the Ole Miss offense has forced opposing defenses to pick their poison. The Rebels are fifth in the country in total offense and **Jordan Ta'amu**, **A.J. Brown** and **Scottie Phillips** have been a big reason why. Ta'amu recently became just the fourth Rebels quarterback to throw for more than 3,000 yards in a season and is on pace to challenge Chad Kelly's single-season passing record set in 2015. After his 212 yards receiving vs. Vanderbilt, Brown broke Ole Miss' single-season record with 1,259 yards on the season, besting his mark from 2017. If Phillips gains 73 more rushing yards, Ole Miss will have a 3,000-yard quarterback, a 1,000-yard running back and a 1,000-yard receiver for the first time in school history.

STARKVILLE REBEL #1 ON OLE MISS RECEIVING CHARTS

WR **A.J. Brown**, a Starkville, Mississippi, native and a 2018 Biletnikoff Award semifinalist, is having a historic junior campaign as he has already broken his single-season receiving mark that he set last season. Brown also continues to add to his program-best 2,923 receiving yards. He ranks fifth in the country in receiving yards (1,259) and seventh nationally in receptions per game (7.4), just two receptions shy of breaking the school record for most catches in a season. Brown has six 100-yard receiving games this season, including four straight. Brown is the only Ole Miss receiver in program history to record 60 or more receptions in back-to-back seasons. He is also the only receiver in program history to go over 1,000 yards receiving in multiple seasons. With one game remaining in the season, Brown continues to etch his name in the Ole Miss record books.

Career-Receiving Yards: 1st - 2,923
Career 100-Yard Receiving Games: 1st - 12
Career-Receptions: 2nd - 185
Career-Receiving TDs: 5th - 19
Single-Season Receiving Yards: 1st - 1,259
Single-Season 100-Yard Receiving Games: T-1st - 6
Single-Season Receptions: 2nd - 81

TACKLING MACHINE

In his first year as a full-time starter, LB **Mohamed Sanogo** ranks third in the SEC with 9.5 tackles per game, including four straight games with double-digit tackles. With 104 tackles on the season, Sanogo is just the second Rebel since to surpass the 100-tackle mark in a season in the last 12 season. Prior to this season, there had been only two Rebel defensive players in the last 20 years tally 16 or more tackles in a single game; Sanogo has accomplished that feat twice in the last four games. If Sanogo can finish the season as the Rebels top tackler, it'll be the fourth straight season that an LB has led Ole Miss in tackles.

OPPORTUNISTIC DEFENSE

The Rebels are tied for 11th nationally with three defensive touchdowns this season. Ole Miss' defensive scores include a 96-yard fumble return by DB **Zedrick Woods** against Texas A&M, an 88-yard interception return by DB **Vernon Dasher** and a 56-yard fumble return by DE **Victor Evans** vs. Southern Illinois. Woods' 96-yard scoop vs. the Aggies was the second-longest fumble return in program history. B.L. "Pinky" Roberts recorded a 99-yard fumble return against LSU back in 1914.

COMING ON AS OF LATE

Octavious Cooley hadn't tallied a single catch through the first six games for the Rebels, but the junior tight end has hauled in eight catches for 172 yards and one touchdown over the last five contests. Cooley tallied a career-high three catches for 66 yards two weeks ago at Texas A&M.

TOTALLY TA'AMU

Coming into this season, there had been 17 400-yard total offense performances in school history. QB **Jordan Ta'amu** has surpassed the 400-yard mark six times this season. His eight career 400-yard games of total offense are the most in program history by an Ole Miss quarterback. Ta'amu currently ranks sixth all-time in career passing yards at Ole Miss with 5,513 yards.

Name, Year	Rush Yds	Pass Yds	Total Yds
1. Archie Manning, Alabama - 1969	104	436	540
2. Jordan Ta'amu, Arkansas - 2018	141	387	528
3. Chad Kelly, Auburn - 2016	40	465	505
4. Shea Patterson, UT Martin - 2017	6	489	495
5. Chad Kelly, Arkansas - 2015	110	368	478
6. Jordan Ta'amu, Vanderbilt - 2018	457	10	467
7. Chad Kelly, Alabama - 2016	43	421	464
8. Jordan Ta'amu, Southern Illinois - 2018	-2	448	446
9. Jordan Ta'amu, South Carolina - 2018	66	379	445
10. Jordan Ta'amu, Louisiana - 2017	76	368	444

A.J. BROWN NAMED SEMIFINALIST FOR BILETNIKOFF AWARD

WR **A.J. Brown** was recently named a semifinalist for the Biletnikoff Award. The Biletnikoff Award annually recognizes the outstanding FBS receiver in college football. Any player, regardless of position (wide receiver, tight end, slot back, and running back) who catches a pass is eligible for the award. As such, the Biletnikoff Award recognizes college football's outstanding receiver, not merely college football's outstanding wide receiver. Brown is Ole Miss' all-time leading receiver in both single-season and career receiving yards. Brown leads the SEC and ranks fourth nationally in receiving yards with 1,259. His 7.4 receptions per game rank seventh in the NCAA.

MAC BROWN RAISES OVER 50K FOR ALS

When he was in seventh grade, Ole Miss punter **Mac Brown** had a modest goal of raising \$500 for a childhood friend's dad who had been diagnosed with ALS. Along with a group of neighborhood friends, Brown started a lemonade stand, Awsome Lemonade Stand, in Eden Prairie, Minnesota, to help his friend's family. Seven years later, that \$500 goal has ballooned to over \$50,000 raised by Brown and his friends for ALS research. The Awesome Lemonade Stand is held on a late day in June and this year's fundraiser raised more than \$15,000 alone.

SCOTTIE TODDY

In his first year in an Ole Miss uniform, RB **Scottie Phillips** is a force to be reckoned with in the Rebels' backfield. Prior to injuring his ankle at Texas A&M, the junior college transfer was in the top three in the SEC and top 20 nationally in nearly every rushing category. Despite the injury and missing the last two games, Phillips ranks first in the SEC in total touchdowns (14) and third in rushing touchdowns (12). His 927 rushing yards rank fourth in the conference. Phillips has recorded at least one rushing TD in seven of the Rebels' 10 contests he's played in this season.

Category	Stat/Avg	SEC	NCAA
Total TDs	14	1	10
Rushing TDs	12	3	17
Rush Yards/C	6.22	4	26
Rushing Yards/G	92.7	4	34
Rushing Yards	927	4	39
Scoring/G	8.4	6	26
All Purpose Yards	104.7	6	72
Total Points	84	7	36

EXPECT TO SEE MOORE

When Ole Miss lost star wideout **D.K. Metcalf** for the remainder of the season due to injury, the message from head coach Matt Luke was, "next man up." That directive was heard loud and clear by wide receiver **Elijah Moore**. Moore, a true freshman who has appeared in all 11 games this season, has averaged 7.6 catches and 73.6 yards per game in his three starts since Metcalf's injury. Moore hauled in 11 catches for a career-high 129 yards vs. South Carolina in his first career start two weeks ago. Both the 129 yards and 11 receptions were the most ever by a freshman receiver in school history.

HE'S GOT SOMETHING SPECIAL

Sophomore kicker **Luke Logan** has made three or more field goals in three of the Rebels' last four contests and ranks first in the SEC and fifth nationally in scoring. Luke's 108 points scored this season rank third in program history. His 21 field goals also rank third in a single season, just four behind Jonathan Nichols' record of 25 set in 2003.

SEC STANDINGS		
SEC EAST		
	Conf.	Overall
Georgia	7-1	10-1
Kentucky	5-3	8-3
Florida	5-3	8-3
South Carolina	4-4	6-4
Missouri	3-4	7-4
Tennessee	2-5	5-6
Vanderbilt	2-5	5-6
SEC WEST		
	Conf.	Overall
Alabama	7-0	11-0
LSU	5-2	9-2
Texas A&M	4-3	7-4
Mississippi State	3-4	7-4
Auburn	3-4	7-4
Ole Miss	1-6	5-6
Arkansas	0-7	2-9

REBELS IN SEC & NCAA STATS			
Category	Stat (Avg)	SEC	NCAA
Completion %	0.647	4	26
Defensive TD	3	T-2	T-11
First downs offense	276	T-2	T-8
Passing offense	364.1	1	2
Passing yards/comp.	14.89	2	10
Red zone offense	0.887	2	24
Scoring offense	36.7	4	T-22
Team passing eff.	158.83	3	13
Total offense	539.7	2	5
Brown, all purpose	114.45	4	45
Brown, receiving yards	1259	1	5
Brown, rec. yards/g	114.5	1	4
Brown, receptions/g	7.4	1	7
Lodge, receiving yards	823	3	39
Lodge, rec. yards/g	82.3	3	34
Lodge, receptions/g	6.2	3	24
Logan, FG %	0.808	5	29
Logan, total points	108	1	5
Logan, FG/game	1.91	T-2	T-4
Logan, scoring	9.8	1	5
Jones, kickoff ret. TD	1	T-1	T-5
Phillips, rush yds./c	6.22	4	26
Phillips, rushing TD	12	3	17
Phillips, rushing yards	927	4	39
Phillips, rush yards/g	92.7	4	34
Phillips, scoring	8.4	6	26
Phillips, total points	84	7	36
Phillips, total TD	14	1	10
Sanogo, total tackles	9.5	3	31
Ta'amu, completion %	0.643	6	33
Ta'amu, comp./game	23.45	1	8
Ta'amu, passing eff.	156.7	3	19
Ta'amu, passing TD	19	T-6	T-34
Ta'amu, passing yards	3,831	1	2
Ta'amu, pass. yards/g	348.3	1	2
Ta'amu, pass. yards/c	14.85	2	5
Ta'amu, points resp.	150	4	T-28
Ta'amu, points resp/g	13.6	6	T-36
Ta'amu, total offense	381.5	1	2
Ta'amu, yards/attempt	9.55	2	4

NFL REBELS

Ole Miss has a big presence in the league again this year. There are currently 23 former Rebels on NFL rosters, including two-time Super Bowl MVP Eli Manning, recent Super Bowl LI champion Brandon Bolden and 2017 first-round draft pick Evan Engram.

QUINCY ADEBOYEJO | WR | Baltimore Ravens
 BRANDON BOLDEN | RB | Miami Dolphins
 FADOL BROWN | DE | Oakland Raiders
 CODY CORE | WR | Cincinnati Bengals
 EVAN ENGRAM | TE | New York Giants
 MARQUIS HAYNES | DE | Carolina Panthers
 MIKE HILTON | CB | Pittsburgh Steelers
 DERRICK JONES | CB | New York Jets
 D.J. JONES | DL | San Francisco 49ers
 KENDRICK LEWIS | S | Tennessee Titans
 ELI MANNING | QB | New York Giants
 BOBBY MASSIE | OT | Chicago Bears
 DONTÉ MONCRIEF | WR | Jacksonville Jaguars
 A.J. MOORE | CB | Houston Texans
 ROBERT NKEMDICHE | DT | Arizona Cardinals
 JERMEY PARNELL | OT | Jacksonville Jaguars
 BRADLEY SOWELL | OT | Chicago Bears
 BREELAND SPEAKS | LB | Kansas City Chiefs
 ROD TAYLOR | G | Cincinnati Bengals
 LAQUON TREADWELL | WR | Minnesota Vikings
 LAREMY TUNSIL | OL | Miami Dolphins
 MIKE WALLACE | WR | Philadelphia Eagles
 JORDAN WILKINS | RB | Indianapolis Colts

* Member of the practice squad

^ Injured reserve

TA'AMU IN THE RECORD BOOKS

Despite the fact that he's just made 16 career starts in a Rebel uniform, QB **Jordan Ta'amu** is quickly etching his name in nearly every passing category Ole Miss record books.

Career Passing Yards: 8th - 5,056
 Career Passing TDs: 9th - 28
 Career 300-Yard Passing Games: 2nd - 11
 Career 400-Yard Passing Games: 1st - 3
 Career Total Offense: 9th - 5,210
 Career Touchdowns Responsible For: T-10 - 38

Single-Season Passing Yards: 4th - 3,374
 Single-Season Passing Attempts: 9th - 349
 Single-Season Passing Completions: 9th - 226
 Single-Season Completion Percentage: 2nd - 64.8
 Single-Season Pass Efficiency: 1st - 159.2
 Single-Season Passing Yards per Attempt: 1st - 9.7
 Single-Season Passing Yards per Completion: 2nd - 14.9
 Single-Season 300-Yard Passing Games: 1st - 8
 Single-Season 400-Yard Passing Games: 1st - 2
 Single-Season Total Offense: 2nd - 3,730
 Single-Season Touchdowns Responsible For: T-10 - 23

LITTLE NAMED SEMIFINALIST FOR EARL CAMPBELL TYLER ROSE AWARD

Junior OL **Greg Little** is one of 13 semifinalists for the 2018 Earl Campbell Tyler Rose Award. The Earl Campbell Tyler Rose Award recognizes the top offensive player in Division I football who also exhibits the enduring characteristics that define Earl Campbell: integrity, performance, teamwork, sportsmanship, drive, community and tenacity; specifically, tenacity to persist and determination to overcome adversity and injury in pursuit of reaching goals. In addition, the nominee must meet one or more of the following criteria: born in Texas and/or graduated from a Texas High School and/or played at a Texas-based junior college or four-year college.

FIRST-TIME STARTERS

Eighteen Rebels have made their first career starts this season: (Offense) **Ben Brown** (OL), **Octavious Cooley** (TE), **Elijah Moore** (WR), **Scottie Phillips** (RB), **Braylon Sanders** (WR), **Isaiah Woullard** (RB); (Defense) **Ryder Anderson** (DE), **Josh Clarke** (DB), **Montrell Custis** (DB), **Jacquez Jones** (LB), **Armani Linton** (DB), **Elijah Moore** (WR), **Austrian Robinson** (DE), **Kevontae' Ruggs** (LB), **Mohamed Sanogo** (LB), **Keidron Smith** (DB), **Tariqious Tisdale** (DE), **Markel Winters** (DE).

DEBUTS

A total of 42 players have made their Ole Miss debut this season: **Zikerrion Baker** (LB), **Miles Battle** (WR), **Drake Beck** (WR), **Quentin Bivens** (DT), **Ben Brown** (OL), **Nic Cantu** (OL), **Jacob Carter** (WR), **Josh Clarke** (LB), **Spencer Cole** (P), **James Coley** (DL), **Matt Corral** (QB), **Peyton Cox** (OL), **Vernon Dasher** (DB), **Nikolas Dean** (TE), **Alex Faniel** (TE), **Tony Gray** (OL), **A.J. Harris** (DB), **Jakorey Hawkins** (DB), **Nick Haynes** (TE), **Jonathan Hess** (LB), **Amani Johnson** (LB), **Eli Johnson** (OL), **Sam Johnson** (OL), **Jacquez Jones** (LB), **Tylan Knight** (ATH), **Luke Knox** (LB), **Elijah Moore** (WR), **Patrick Nasiatka** (K), **Hal Northern** (DL), **Scottie Phillips** (RB), **Samuel Plash** (OL), **Grant Restmeyer** (QB), **Josh Ricketts** (WR), **Ty Rocconi** (DB), **Kevontae' Ruggs** (LB), **Keidron Smith** (DB), **Lawson Stockett** (DE), **KC Swaim** (OL), **Tariqious Tisdale** (DL), **Isaac Way** (K), **KeShun Wells** (RB), **Isaiah Woullard** (RB).

124TH SEASON OF OLE MISS FOOTBALL

It's the 124th season of football at Ole Miss and the second under head coach **Matt Luke**. The Rebels boast an all-time record of 671-523-35 (.560 winning percentage). Ole Miss did not field teams in 1897 due to an epidemic of yellow fever, and also in 1943 when football was abolished at all Mississippi state-supported institutions by the Board of Trustees.

NEW MASCOT ROAMING THE SIDELINES

Ole Miss' new on-field mascot, Tony, was unveiled Aug. 11 at the annual Meet the Rebels event and will roam the sideline during the 2018 season. Ole Miss' Landshark mascot is named in honor of the first Rebel to throw "Fins Up," Tony Fein.

Fein, an Army veteran who served a one-year tour in the Iraq War before arriving in Oxford, was a two-year letterman after transferring from Scottsdale (Ariz.) Community College. He was the 2008 recipient of the Pat Tillman Award by the Military Order of the Purple Heart. Fein passed away in October 2009, but his legacy at Ole Miss continues through the Landshark.

At Ole Miss, Landshark is a term that was first adopted by the Rebel football team's defensive unit. As part of that identity, defensive players celebrate big plays by putting a hand to their forehead in the shape of a shark fin. A battle cry of "Fins Up" also contributes to the players' persona. With the popularity of both the players and the hand gesture, Ole Miss fans and student-athletes from other sports embraced the spirit of the Landshark, and in October 2017, the university announced the Landshark as the official mascot of the Ole Miss Rebels.

PRO BOWL REBELS

Since 2002

2002 Deuce McAllister, RB, New Orleans*
 Tim Bowens, DT, Miami Dolphins
 2003 Deuce McAllister, RB, New Orleans*
 2005 Derrick Burgess, DE, Oakland Raiders
 2006 Derrick Burgess, DE, Oakland Raiders
 2007 Patrick Willis, LB, San Francisco 49ers*
 2008 Eli Manning, QB, New York Giants
 Patrick Willis, LB, San Francisco 49ers
 2009 Patrick Willis, LB, San Francisco 49ers*
 2010 Patrick Willis, LB, San Francisco 49ers*
 2011 Eli Manning, QB, New York Giants
 Mike Wallace, WR, Pittsburgh Steelers
 Patrick Willis, LB, San Francisco 49ers*
 2012 Eli Manning, QB, New York Giants
 Patrick Willis, LB, San Francisco 49ers*
 2013 Greg Hardy, DE, Carolina Panthers*
 Dexter McCluster, KR, Kansas City Chiefs*
 Patrick Willis, LB, San Francisco 49ers
 2015 Eli Manning, QB, New York Giants

*All-Pro selection

UNDER LUKE	
Category	Career
Record	11-12
SEC.	4-11
vs. SEC West	2-9
vs. SEC East.	2-2
Non-Conference	7-1
Home	7-6
Away.	2-6
Neutral	1-0
Day Games	8-5
Night Games (6 p.m. start or later).	3-7
vs. Top 25 teams	1-5
TV games	11-12
on SEC Network.	6-4
on SEC Network Alternate	2-0
on ESPN	2-6
on ESPN2	0-1
on ESPNU	1-0
on CBS	1-0
When scoring first.	7-6
When opponents score first	4-6
When leading at halftime.	7-4
When trailing at halftime	3-6
When tied at halftime	1-2
When leading after third quarter	9-2
When trailing after third quarter	2-9
When tied after third quarter	0-1
In overtime games	0-1
When scoring less than 20 points.	0-5
When scoring 20+ points.	10-7
When scoring 30+ points.	11-2
When allowing less than 20 points	1-0
When allowing 20+ points	10-11
When allowing 30+ points	4-11
When rushing for <100 yards	3-4
When rushing for 100+ yards	7-8
When rushing for 200+ yards	5-2
When passing for 200+ yards	11-7
When passing for 250+ yards	10-7
When passing for 300+ yards	10-7
When totaling <300 yds total offense.	0-2
When gaining 300+ yds total offense.	11-10
When allowing <100 yds rushing	0-0
When allowing 100+ yds rushing	11-11
When allowing 200+ yds rushing	5-7
When allowing <200 yds passing	3-2
When allowing 200+ yards passing	8-10
When allowing 250+ yards passing	3-5
When allowing 300+ yards passing	2-2
When allowing <300 yds total offense	0-0
When allowing 300+ yds total offense	11-12
When having a 100-yard rusher	7-5
When opp. has a 100-yard rusher	7-7
When having no turnovers	6-2
When having less than 3 turnovers.	10-10
When having 3 or more turnovers	0-2
When having no takeaways	4-5
When having <3 takeaways	9-11
When having 3 or more takeaways	2-0
When having more than 30:00 TOP	2-2
When having less than 30:00 TOP	9-10

OLE MISS ACTIVE CAREER LEADERS		
MOST GAMES PLAYED		
Zedrick Woods	48	
CONSECUTIVE GAMES PLAYED		
Javon Patterson	35	
MOST STARTS		
Javon Patterson	41	
CONSECUTIVE STARTS		
Javon Patterson	35	
PASSING YARDS		
Jordan Ta'amu	373-of-574	5,513 yards
RUSHING YARDS		
Scottie Phillips	149 attempts	927 yards
Isaiah Woullard	73 attempts	365 yards
Eric Swinney	56 attempts	246 yards
RECEIVING YARDS		
A.J. Brown	185 catches	2,923 yards
DaMarkus Lodge	119 catches	1,736 yards
D.K. Metcalf	67 catches	1,228 yards
Elijah Moore	35 catches	387 yards
Braylon Sanders	20 catches	336 yards
TOUCHDOWNS		
A.J. Brown	19	19 receiving
D.K. Metcalf	14	14 receiving
DaMarkus Lodge	14	14 receiving
Scottie Phillips	14	12 rushing
		2 receiving
Jordan Ta'amu	10	10 rushing
Isaiah Woullard	4	4 rushing
Jason Pellerin	3	3 rushing
D'Vaughn Pennamon	3	3 rushing
Eric Swinney	3	3 rushing
Braylon Sanders	2	2 receiving
Matt Corral	2	2 rushing
Elijah Moore	2	2 receiving
Octavious Cooley	1	1 receiving

2018 GAME CAPTAINS	
TTU:	C.J. Moore, S. Rawlings, J. Ta'amu, Z. Woods
SIU:	R. Donelly, V. Evans, J. Patterson, J. Sims
ALA:	A.J. Brown, B. Jones, D. Lodge, D.K. Metcalf
KSU:	C.J. Moore, S. Rawlings, J. Ta'amu, Z. Woods
LSU:	C.J. Moore, S. Rawlings, J. Ta'amu, Z. Woods
ULM:	D.K. Buford, B. Jones, Q. Sheppard, A. Weber
ARK:	A. Givens, S. Phillips, A. Robinson, Z. Woods
AUB:	Q. Sheppard, J. Sims, J. Ta'amu, Z. Woods
SC:	O. Cooley, W. Hibbler, G. Little, S. Phillips
TAM:	J. Coatney, D. Knox, D. Lodge, K. Webster
VAN:	A. Givens, S. Johnson, M. Sanogo, Z. Woods
MSU:	

2018 COIN TOSSES		
	Coin Toss	Game Result
TTU:	Lost	W, 47-27
SIU:	Won	W, 76-41
ALA:	Won	L, 7-62
KSU:	Lost	W, 38-17
LSU:	Lost	L, 16-45
ULM:	Lost	W, 70-21
ARK:	Lost	W, 37-33
AUB:	Lost	L, 16-31
SC:	Lost	L, 48-44
TAM:	Won	L, 38-24
VAN:	Won	L, 36-29
MSU:		

HOTTY TODDY
The popular Ole Miss cheer goes like this:
<i>Are You Ready?</i>
<i>Hell Yeah! Damn Right!</i>
<i>Hotty Toddy, Gosh Almighty,</i>
<i>Who The Hell Are We? Hey!</i>
<i>Flim Flam, Bim Bam</i>
<i>Ole Miss By Damn!</i>

CAREER STARTS BY POSITION				
OFFENSE	TE Knox (8)	RT Givens (16) Rawlings (14)	MLB Sanogo (11) Bing-Dukes (8) D. Evans (4) J. Jones (1) Hibbler (1)	SS Woods (18) Hartsfield (13) Linton (2) Miller (1)
	QB Ta'amu (16)	LT Little (28)	DEFENSE	
	RB Phillips (10) Woullard (1)	LG J. Patterson (36) Sims (1)	DE Sheppard (9) V. Evans (6) Wiley (3) Winters (3) Tisdale (2) Robinson (1) Anderson (1)	NB Dasher (8) Custis (3) Woods (1)
	H-BACK Knox (3)	C Rawlings (23) J. Patterson (3) Sims (1)	DT/NT B. Jones (25) Coatney (21) Robinson (1)	CB Webster (22) Julius (19) Hartsfield (13) Hamilton (8) Smith (3) J. Jones (2)
	WR A.J. Brown (24) Lodge (23) Metcalf (19) Knox (8) Moore (3) Sanders (2) Cooley (1)	RG Sims (15) B. Brown (11) Givens (7) J. Patterson (2)	FS Woods (16) Moore (9) Jones (6) Hartsfield (3)	

CFB PLAYOFF RANKINGS		
Week 12		
Rank	Team	Record
1	Alabama	10-0
2	Clemson	10-0
3	Notre Dame	10-0
4	Michigan	9-1
5	Georgia	9-1
6	Oklahoma	9-1
7	LSU	8-2
8	Washington State	9-1
9	West Virginia	8-1
10	Ohio State	9-1
11	UCF	11-0
12	Syracuse	8-2
13	Florida	7-3
14	Penn State	7-3
15	Texas	7-3
16	Iowa State	6-3
17	Kentucky	7-3
18	Washington	7-3
19	Utah	7-3
20	Boston College	7-3
21	Mississippi State	6-4
22	Northwestern	6-4
23	Utah State	9-1
24	Cincinnati	9-1
25	Boise State	8-2

ASSOCIATED PRESS POLL			
Week 13			
Rank	Team	Record	Points
1	Alabama (61)	11-0	1525
2	Clemson	11-0	1455
3	Notre Dame	11-0	1412
4	Michigan	10-1	1327
5	Georgia	10-1	1288
6	Oklahoma	10-1	1182
7	Washington State	10-1	1149
8	UCF	10-0	1064
	LSU	9-2	1064
10	Ohio State	10-1	1019
11	Texas	8-3	856
12	West Virginia	8-2	822
13	Florida	8-3	707
14	Utah State	10-1	667
15	Penn State	8-3	659
16	Washington	8-3	631
17	Kentucky	8-3	508
18	Utah	8-3	491
19	Syracuse	8-3	427
20	Northwestern	7-4	307
21	Boise State	9-2	287
22	Mississippi State	7-4	260
23	Army	9-2	176
24	Pittsburgh	7-4	129
25	Iowa State	6-4	123

Others receiving votes: Fresno State (100), NC State (45), Cincinnati (43), **Missouri (34)**, **Texas A&M (29)**, **Auburn (11)**, Stanford (8), Iowa (8), UAB (5), Houston (3), Wisconsin (2), Troy (1), Buffalo (1)

COACHES POLL			
Week 13			
Rank	Team	Record	Points
1	Alabama (63)	11-0	1599
2	Clemson (1)	11-0	1535
3	Notre Dame	11-0	1470
4	Michigan	10-1	1387
5	Georgia	10-1	1347
6	Oklahoma	10-1	1252
7	Washington State	10-1	1195
8	LSU	9-2	1115
9	UCF	10-0	1108
10	Ohio State	10-1	1091
11	Texas	8-3	816
12	West Virginia	8-2	766
13	Florida	8-3	748
14	Penn State	8-3	742
15	Utah State	10-1	704
16	Washington	8-3	687
17	Utah	8-3	551
18	Kentucky	8-3	502
19	Syracuse	8-3	432
20	Mississippi State	7-4	397
21	Northwestern	7-4	302
22	Boise State	9-2	297
23	Fresno State	9-2	119
24	Army	9-2	97
25	Pittsburgh	7-4	90

Others receiving votes: Iowa State (85), Cincinnati (74), **Texas A&M (57)**, NC State (51), Wisconsin (32), **Missouri (27)**, Boston College (22), **Auburn (20)**, Appalachian State (18), Troy (16), Iowa (12), UAB (12), Georgia State (10), Duke (7), Oklahoma State (3), Virginia (2), Georgia Southern (1), Buffalo (1), **South Carolina (1)**

IN-SEASON HONORS		
A.J. BROWN, WR <ul style="list-style-type: none">• Biletnikoff Award Semifinalist• Maxwell Award Watch List• Walter Camp Award Watch List• Midseason All-SEC Second Team (Pro Football Focus)• Week 6 Pro Football Focus SEC Team of the Week	GREG LITTLE, OL <ul style="list-style-type: none">• Outland Trophy Watch List• Earl Campbell Tyler Rose Award Semifinalist• Midseason All-America Second Team (Sports Illustrated, USA Today, Associated Press, Athlon)• Midseason All-SEC Second Team (Pro Football Focus)• Week 1 SEC Offensive Lineman of the Week• Week 2 Pro Football Focus SEC Team of the Week• Week 4 Pro Football Focus SEC Team of the Week• Week 7 Pro Football Focus SEC Team of the Week	SEAN RAWLINGS, OL <ul style="list-style-type: none">• Rimington Trophy Watch List• NFF William V. Campbell Semifinalist• Week 2 Pro Football Focus SEC Team of the Week• Week 7 Pro Football Focus SEC Team of the Week
VERNON DASHER, DB <ul style="list-style-type: none">• Week 2 Pro Football Focus SEC Team of the Week	DAMARKUS LODGE, WR <ul style="list-style-type: none">• Week 6 Tyler Rose Award National Player of the Week• Week 6 Pro Football Focus National Team of the Week• Week 6 Pro Football Focus SEC Team of the Week	QAADIR SHEPPARD, DE <ul style="list-style-type: none">• Week 4 Pro Football Focus SEC Team of the Week
VICTOR EVANS, DE <ul style="list-style-type: none">• Week 2 Pro Football Focus SEC Team of the Week	LUKE LOGAN, K <ul style="list-style-type: none">• Week 1 SEC Co-Special Teams Player of the Week	JORDAN TA'AMU, QB <ul style="list-style-type: none">• Manning Award Watch List• Midseason All-SEC Second Team (Pro Football Focus)• Week 2 Pro Football Focus SEC Team of the Week• Week 4 Pro Football Focus SEC Team of the Week• Week 6 CFPA Co-National Performer of the Week• Week 7 SEC Co-Offensive Player of the Week• Week 7 Manning Award Star of the Week
ALEX GIVENS, OL <ul style="list-style-type: none">• Week 1 Pro Football Focus National Team of the Week• Week 1 Pro Football Focus SEC Team of the Week	D.K. METCALE, WR <ul style="list-style-type: none">• Biletnikoff Award Watch List	
JAYLON JONES, DB <ul style="list-style-type: none">• Week 1 Paul Hornung Award Honor Roll	JAVON PATTERSON, OL <ul style="list-style-type: none">• Wuerffel Trophy Watch List	
DAWSON KNOX, TE <ul style="list-style-type: none">• Mackey Award Watch List	SCOTTIE PHILLIPS, RB <ul style="list-style-type: none">• Midseason All-SEC Second Team (Pro Football Focus)• Week 1 SEC Offensive Player of the Week• Week 1 College Sports Madness SEC Player of the Week	

OLE MISS RECORD BOOK UPDATES

INDIVIDUAL - SEASON

PASSING YARDS

Player, Year	Yds
1. Chad Kelly, 2015	4042
2. Jordan Ta'amu, 2018	3831
3. Eli Manning, 2003	3600
4. Eli Manning, 2002	3401
5. Bo Wallace, 2013	3346
6. Bo Wallace, 2014	3194
7. Bo Wallace, 2012	2994
8. Eli Manning, 2001	2948
9. Jevan Snead, 2008	2762
10. Chad Kelly, 2016	2758

PASSING ATTEMPTS

Player, Year	No.
1. Eli Manning, 2002	481
2. Chad Kelly, 2015	458
3. Eli Manning, 2003	441
4. Bo Wallace, 2013	437
5. Eli Manning, 2001	408
6. Jordan Ta'amu, 2018	401
7. Bo Wallace, 2014	381
8. Bo Wallace, 2012	368
9. Jevan Snead, 2009	351
10. Chad Kelly, 2016	328

PASSING COMPLETIONS

Player, Year	No.
1. Chad Kelly, 2015	298
2. Bo Wallace, 2013	283
3. Eli Manning, 2002	279
4. Eli Manning, 2003	275
5. Eli Manning, 2001	259
6. Jordan Ta'amu, 2018	258
7. Bo Wallace, 2012	235
8. Bo Wallace, 2014	229
9. Stewart Partridge, 1997	228
10. Chad Kelly, 2016	205

PASSING TOUCHDOWNS

Player, Year	No.
1. Eli Manning, 2001	31
Chad Kelly, 2015	31
3. Eli Manning, 2003	29
4. Jevan Snead, 2008	26
5. Bo Wallace, 2014	22
Bo Wallace, 2012	22
7. Eli Manning, 2002	21
8. Charlie Conerly, 1947	20
Jevan Snead, 2009	20
10. Chad Kelly, 2016	19
Jordan Ta'amu, 2018	19

COMPLETION PERCENTAGE

Player, Year (Comp/Att)	Pct.
1. Chad Kelly, 2015 (298/458)	65.1
2. Stewart Partridge, 1997 (228/352)	64.8
Bo Wallace, 2013 (283/437)	64.8
4. Jordan Ta'amu (258/401)	64.3
5. Bo Wallace, 2012 (283/437)	63.9
6. Shea Patterson, 2017 (166/260)	63.8
7. Eli Manning, 2001 (259/408)	63.5
8. Chad Kelly, 2016 (205/328)	62.5
9. Eli Manning, 2003 (275/441)	62.4
10. Kent Austin, 1982 (186/307)	60.6

PASS EFFICIENCY

Player, Year	Effic.
1. Jordan Ta'amu, 2018	156.7
2. Chad Kelly, 2015	155.8
3. Shea Patterson, 2017	151.5
4. Eli Manning, 2003	148.1
5. Chad Kelly, 2016	147.4
6. Jevan Snead, 2008	145.5
7. Eli Manning, 2001	144.8
8. Bo Wallace, 2012	142.7
9. Bo Wallace, 2014	142.2
10. Bo Wallace, 2013	138.1

PASSING YARDS PER ATTEMPTS

Player, Year (Yds/Att)	Avg.
1. Jordan Ta'amu, 2018 (3831/401)	9.6
2. Chad Kelly, 2015 (4042/458)	8.8
3. Shea Patterson, 2017 (2259/260)	8.7
4. Jevan Snead, 2008 (2762/327)	8.5
5. Chad Kelly, 2016 (2758/328)	8.4
Bo Wallace, 2014 (3194/381)	8.4
7. Eli Manning, 2003 (3600/441)	8.2
8. Bo Wallace, 2012 (2994/368)	8.1
9. John Darnell, 1989 (2326/301)	7.7
10. Bo Wallace, 2013 (3346/437)	7.7

PASSING YARDS PER COMPLETION

Player, Year (Yds/Att)	Avg.
1. Jevan Snead, 2008 (2762/184)	15.0
2. Jordan Ta'amu, 2018 (3831/258)	14.8
3. Bo Wallace, 2014 (3194/229)	13.9
John Darnell, 1989 (2326/167)	13.9
5. Jevan Snead, 2009 (2632/191)	13.8
6. Shea Patterson, 2017 (2259/166)	13.6
Romaro Miller, 1999 (1999/147)	13.6
8. Chad Kelly, 2015 (4042/298)	13.5
Chad Kelly, 2016 (2758/205)	13.5
10. Eli Manning, 2003 (3600/275)	13.1

300-YARD PASSING GAMES

Player, Year	No.
1. Jordan Ta'amu, 2018	9
2. Chad Kelly, 2015	8
3. Shea Patterson, 2017	5
4. Chad Kelly, 2016	4
Bo Wallace, 2014	4
Bo Wallace, 2013	4
Eli Manning, 2003	4
Eli Manning, 2002	4

400-YARD PASSING GAMES

Player, Year	No.
1. Jordan Ta'amu, 2018	3
2. Shea Patterson, 2017	2
Chad Kelly, 2016	2
4. John Darnell, 1989	1
Archie Manning, 1969	1
Eli Manning, 2002	1
Eli Manning, 2003	1
Jordan Ta'amu, 2017	1
Bo Wallace, 2012	1
Bo Wallace, 2013	1

RUSHING YARDS

Player, Year	Yds.
1. Kayo Dottley, 1949	1312
2. Dexter McCluster, 2009	1169
3. BenJarvus Green-Ellis, 2007	1137
4. Deuce McAllister, 1998	1082
5. Jordan Wilkins, 2017	1011
6. Kayo Dottley, 1990	1007
7. BenJarvus Green-Ellis, 2006	1000
8. Cory Philpot, 1992	994
9. Brandon Bolden, 2010	976
10. Randy Baldwin, 1990	970
-- Scottie Phillips, 2018	927

RUSHING TOUCHDOWNS

Player, Year	No.
1. Kayo Dottley, 1949	14
Archie Manning, 1969	14
Deuce McAllister, 2000	14
Brandon Bolden, 2010	14
5. Scottie Phillips, 2018	12
Deuce McAllister, 1999	12
7. Parker Hall, 1938	11
Charlie Flowers, 1959	11
Stephen Ainsworth, 1971	11
Randy Baldwin, 1990	11

RECEIVING YARDS

Player, Year	No.
1. A.J. Brown, 2018	1259
2. A.J. Brown, 2017	1252
3. Laquon Treadwell, 2015	1153
4. Shay Hodge, 2009	1135
5. Donte Moncrief, 2012	979
6. Chris Collins, 2003	949
7. Donte Moncrief, 2013	938
8. Evan Engram, 2016	926
9. DaMarkus Lodge, 2018	823
10. Willie Green, 1989	816

RECEPTIONS

Player, Year	No.
1. Laquon Treadwell, 2015	82
2. A.J. Brown, 2018	81
3. Chris Collins, 2003	77
4. A.J. Brown, 2017	75
5. Laquon Treadwell, 2013	72
6. Shay Hodge, 2009	70
7. Donte Moncrief, 2012	66
8. Evan Engram, 2016	65
9. DaMarkus Lodge, 2018	62
10. Donte Moncrief, 2013	59

RECEIVING TOUCHDOWNS

Player, Year	No.
1. Laquon Treadwell, 2015	11
A.J. Brown, 2017	11
3. Donte Moncrief, 2012	10
Chris Collins, 2002	10
5. Grant Heard, 2000	9
Ken Toler, 1980	9
7. Evan Engram, 2016	8
Shay Hodge, 2009	8
Shay Hodge, 2008	8
Roell Preston, 1994	8
Burney Veazey, 1972	8
Barney Poole, 1947	8
-- A.J. Brown, 2018	6

OLE MISS RECORD BOOK UPDATES

INDIVIDUAL - SEASON

100-YARD RECEIVING GAMES

Player, Year	No.
1. A.J. Brown, 2018	6
A.J. Brown, 2017	6
Laquon Treadwell, 2015	6
4. Donte Moncrief, 2013	5
Shay Hodge, 2009	5
6. Evan Engram, 2016	4
Vince Sanders, 2014	4
Donte Moncrief, 2012	4
Mike Wallace, 2008	4
Chris Collins, 2003	4
Chris Collins, 2001	4
DaMarkus Lodge, 2018	4

TOTAL OFFENSE

Player, Year	Yds
1. Chad Kelly, 2015	4542
2. Jordan Ta'amu, 2018	4197
3. Bo Wallace, 2013	3701
4. Eli Manning, 2003	3572
5. Bo Wallace, 2014	3393
6. Bo Wallace, 2012	3384
7. Eli Manning, 2002	3281
8. Chad Kelly, 2016	3090
9. Eli Manning, 2001	2957
10. Jevan Snead, 2008	2822

TOTAL TOUCHDOWNS

Player, Year	No.
1. Deuce McAllister, 2000	17
Brandon Bolden, 2010	17
3. Scottie Phillips, 2018	14
Kayo Dottley, 1949	14
Archie Manning, 1969	14
6. Randy Baldwin, 1990	13
Deuce McAllister, 1999	13
8. Ray Hapes, 1935	12
Merle Hapes, 1940	12
10. A.J. Brown, 2017	11
Laquon Treadwell, 2015	11
Marvin Courtney, 1991	11
Greg Ainsworth, 1971	11
Charlie Flowers, 1959	11
Parker Hall, 1938	11

TOUCHDOWNS RESPONSIBLE FOR

Player, Year	No.
1. Chad Kelly, 2015	41
2. Eli Manning, 2003	32
3. Bo Wallace, 2012	31
Eli Manning, 2001	31
5. Jevan Snead, 2009	29
Charlie Conerly, 1947	29
7. Bo Wallace, 2014	27
8. Jordan Ta'amu, 2018	25
9. Chad Kelly, 2015	24
Bo Wallace, 2013	24

FIELD GOALS MADE

Player, Year	No.
1. Jonathan Nichols, 2003	25
2. Gary Wunderlich, 2016	22
3. Luke Logan, 2018	21
4. Jonathan Nichols, 2004	20
5. Gary Wunderlich, 2015	19
6. Bryson Rose, 2012	18
7. Gary Wunderlich, 2017	17
Joshua Shene, 2008	17
9. Andrew Ritter, 2013	16
Bryson Rose, 2010	16

PATS MADE

Player, Year	No.
1. Gary Wunderlich, 2015	63
2. Joshua Shene, 2008	52
3. Bryson Rose, 2012	49
Jonathan Nichols, 2003	49
5. Jonathan Nichols, 2001	47
6. Luke Logan, 2018	45
7. Bryson Rose, 2010	43
Joshua Shene, 2009	43
9. Andrew Ritter, 2013	42
10. Gary Wunderlich, 2016	41

OLE MISS RECORD BOOK UPDATES

TEAM - SEASON

TOTAL OFFENSE - PER GAME

Year	Avg.
1. 2018	539.7
2. 2015	517.8
3. 2013	473.3
4. 2016	464.3
5. 2017	462.3
6. 2003	433.2
7. 2012	423.8
8. 1961	419.2
9. 2014	419.1
10. 2001	415.0

TOTAL OFFENSE - AVG. PER PLAY

Year	Avg.
1. 2018	7.4
2. 2015	7.1
3. 2017	6.9
4. 1961	6.3
5. 2016	6.2
2008	6.2
7. 2003	6.0
2013	6.0
2014	6.0
10. 2009	5.9

SCORING

Year	No.
1. 2015	531
2. 2003	442
3. 2008	417
4. 2012	409
5. 2018	404
6. 2017	394
7. 2016	391
2001	391
9. 2013	390
10. 2009	384

PASSING YARDS

Year	Yds.
1. 2015	4351
2. 2018	4005
3. 2016	3779
4. 2003	3718
5. 2017	3694
6. 2013	3683
7. 2002	3437
8. 2014	3427
9. 2012	3249
10. 2001	2978

INDIVIDUAL - CAREER

PASSING YARDS

Player, Years	Yds
1. Eli Manning, 2000-03	10,119
2. Bo Wallace, 2012-14	9534
3. Chad Kelly, 2015-16	6800
4. Romaro Miller, 1997-2000	6311
5. Kent Austin, 1981-85	6184
6. Jordan Ta'amu, 2017-Present	5513
7. John Fourcade, 1978-81	5412
8. Jevan Snead, 2009-09	5394
9. Mark Young, 1985-88	4971
10. Archie Manning, 1968-70	4753

PASSING TOUCHDOWNS

Player, Years	No.
1. Eli Manning, 2000-03	81
2. Bo Wallace, 2012-14	62
3. Chad Kelly, 2015-16	50
4. Jevan Snead, 2009-09	46
5. Romaro Miller, 1997-2000	43
6. Archie Manning, 1968-70	31
Kent Austin, 1981-85	31
Mark Young, 1985-88	31
9. Jordan Ta'amu, 2017-Present	30
10. Charlie Conerly, 1942, 1946-47	26

300-YARD PASSING GAMES

Player, Years	No.
1. Jordan Ta'amu, 2017-Present	12
Chad Kelly, 2015-16	12
3. Bo Wallace, 2012-14	11
4. Eli Manning, 2000-03	10
5. Shea Patterson, 2016-17	7
6. Romaro Miller, 1997-2000	3
Stewart Patridge, 1996-97	3
Archie Manning, 1968-70	3

400-YARD PASSING GAMES

Player, Years	No.
1. Jordan Ta'amu, 2017-Present	4
2. Eli Manning, 2000-03	2
Chad Kelly, 2015-16	2
Shea Patterson, 2016-17	2
Bo Wallace, 2012-14	2
6. John Darnell, 1989	1
Archie Manning, 1969	1

RECEPTIONS

Player, Years	No.
1. Laquon Treadwell, 2013-15	202
2. Chris Collins, 2000-03	198
3. A.J. Brown, 2016-Present	185
4. Shay Hodge, 2006-09	173
5. Evan Ingram, 2013-16	162
6. Donte Moncrief, 2011-13	156
7. Bill Flowers, 2001-04	149
8. Grant Heard, 1996-2000	142
9. Ta'Boris Fisher, 1993-96	139
10. Mike Espy, 2002-05	136
Ja-Mes Logan, 2010-13	136

RECEIVING YARDS

Player, Years	Yds
1. A.J. Brown, 2016-Present	2923
2. Shay Hodge, 2006-09	2646
3. Chris Collins, 2000-03	2621
4. Laquon Treadwell, 2013-15	2393
5. Donte Moncrief, 2011-13	2371
6. Evan Ingram, 2013-16	2320
7. Willie Green, 1986-89	2274
8. Grant Heard, 1996-2000	2029
9. J.R. Ambrose, 1984-87	2012
10. Mike Wallace, 2005-09	1910
-- Damarkus Lodge	1736

RECEIVING TOUCHDOWNS

Player, Years	No.
1. Chris Collins, 2000-03	24
2. Shay Hodge, 2006-09	22
3. Laquon Treadwell, 2013-15	21
4. Donte Moncrief, 2011-13	20
5. A.J. Brown, 2016-Present	19
6. Grant Heard, 1996-2000	16
7. Evan Ingram, 2013-16	15
Mike Wallace, 2005-08	15
9. D.K. Metcalf, 2016-Present	14
DaMarkus Lodge, 2015-Present	14

100-YARD RECEIVING GAMES

Player, Years	No.
1. A.J. Brown, 2016-Present	12
2. Chris Collins, 2000-03	11
3. Donte Moncrief, 2011-13	9
Laquon Treadwell, 2013-15	9
5. Evan Ingram, 2013-16	7
6. Shay Hodge, 2006-09	6
Mike Wallace, 2005-08	6
8. Floyd Franks, 1968-70	5
9. D.K. Metcalf, 2016-Present	4
Vince Sanders, 2011-14	4

TOTAL OFFENSE

Player, Years	Yds
1. Bo Wallace, 2012-14	10,478
2. Eli Manning, 2000-03	9984
3. Chad Kelly, 2015-16	7632
4. John Fourcade, 1978-81	6713
5. Romaro Miller, 1997-2000	6413
6. Kent Austin, 1981-85	6179
7. Jordan Ta'amu, 2017-Present	6044
8. Archie Manning, 1968-70	5576
9. Jevan Snead, 2009-09	5555
10. Mark Young, 1985-88	5031

TOUCHDOWNS RESPONSIBLE FOR

Player, Years	No.
1. Eli Manning, 2000-03	86
2. Bo Wallace, 2012-14	82
3. Chad Kelly, 2015-16	65
4. Archie Manning, 1968-70	56
5. Jevan Snead, 2009-09	52
6. John Fourcade, 1978-81	47
7. Romaro Miller, 1997-2000	46
8. Deuce McAllister, 1997-2000	42
9. Jordan Ta'amu, 2017-Present	40
Charlie Conerly, 1942, 1946-47	40

TEXAS TECH NOTES

FIRST-TIME STARTERS:

- Offense: Ben Brown (OL), Scottie Phillips (RB)
- Defense: Montrell Custis (DB), Austrian Robinson (DE), Kevontae' Ruggs (LB), Mohamed Sanogo (LB)

DEBUTS:

• Zikerrion Baker, Quentin Bivens, Ben Brown, Josh Clarke, Montrell Custis, Vernon Dasher, Jacquez Jones, Tylan Knight, Elijah Moore, Scottie Phillips, Kevontae' Ruggs, Austrian Robinson, Ty Rocconi, Keidron Smith, Tariqious Tisdale, Isaiah Woullard

GENERAL NOTES:

- Attendance was 40,333.
- This was the third time in the last five years that Ole Miss has opened the season in a neutral site contest ... The Rebels are 2-1 in those contests.
- The Rebels are 92-27-5 (.762 winning percentage) in season openers and have taken 19 of the last 22.
- Ole Miss is 163-87-7 (.648 winning pct.) all-time during the month of September.
- Ole Miss is 116-40-6 (.735 winning pct.) all-time versus non-conference opponents during the month.

OFFENSIVE NOTES:

- RB Scottie Phillips recorded 204 yards, on 16 carries with two touchdowns in his first career start for Ole Miss.
- Phillips became just the eighth running back to run for over 200 yards in a game ... It was the 10th overall time in program history.
- His 204 yards are the most by an Ole Miss running back making his debut.
- Ole Miss opened the game with a two play, 69-yard drive that only took 33 seconds ... It was the third time in the last six games that Ole Miss has scored a TD within the opening 39 seconds (39 seconds at Mississippi State (11/23/18), 31 seconds vs. Arkansas (10/28/17).
- Ole Miss tallied two scoring plays of 50 yards or greater. The Rebels had 12 last season.
- Ole Miss had three scoring drives that resulted in TDs that took less than 50 seconds.
- The 24 first quarter points were the most in an opening 15 minutes since Sept. 12, 2015 vs. Fresno State, when the Rebels tallied 28 to open the game.
- WR Braylon Sanders tallied a career-high in both catches (four) and yards (60).

DEFENSIVE NOTES:

- DE Qaadir Sheppard recorded a career-high 1.5 tackles-for-loss.
- DB Zedrick Woods tallied a team-high nine tackles.
- DB Jaylon Jones recorded a career-high in total tackles (7) and solo tackles (7) before leaving the game due to injury.
- DB Montrell Custis had a career-high seven tackles, all of which were solo tackles ... He also had four pass breakups.
- DB Vernon Dasher tallied a career-high five tackles.
- The Ole Miss defense stopped Texas Tech on all three of the Red Raiders' fourth down attempts.

SPECIAL TEAMS NOTES:

- Junior Jaylon Jones recorded his second career kickoff return TD with a 94-yard score in the first quarter.
- It was the second straight year Jones tallied a kick return TD ... Prior to last season, Ole Miss hadn't returned a kick for a touchdown since 2012.
- Luke Logan kicked a career-high four field goals, including a career-long 39 yarder.

SOUTHERN ILLINOIS NOTES

FIRST-TIME STARTERS:

- Offense: Braylon Sanders (WR)
- Defense: Jacquez Jones (LB), Tariqious Tisdale (DE)

DEBUTS:

• Miles Battle (WR), Matt Corral (QB), A.J. Harris (DB), Luke Knox (LB), Jakorey Hawkins (DB), Jonathan Hess (LB), Amani Johnson (DE), Tony Gray (OL), Isaac Way (K), Spencer Cole (P), Patrick Nasiatka (K), Sam Johnson (OL)

GENERAL NOTES:

- Ole Miss is 101-17-5 (.841 winning pct.) in home openers ... When playing their home opener in Oxford, the Rebels are 77-10-4 (.868 winning pct.) ... Ole Miss has won each of its last six home openers.
- Ole Miss is 164-87-7 (.649 winning pct.) all-time during the month of September.
- Ole Miss is 103-32-3 (.757 winning pct.) in September home games (including home contests played in Memphis and Jackson), including a 77-19-2 (.796 winning percentage) mark in September games played in Oxford.
- Ole Miss is 117-40-6 (.736 winning pct.) all-time versus non-conference opponents during the month.
- The 117 combined points are the most between two teams in Ole Miss history ... The previous school record was 114 (2001 & 1904).

OFFENSIVE NOTES:

- The 76 points are the most points by Ole Miss since 2015 when the Rebels scored 76 against Fresno State ... Fifth-most points in school history.
- 629 total yards of offense is the sixth most in school history.
- Ole Miss had two scoring drives that resulted in TDs that took less than 60 seconds ... That's five total so far this season.
- Ole Miss' 479 team passing yards are the second-most in Ole Miss history ... School record was 489 against UT Martin last season.
- QB Jordan Ta'amu recorded a career high in yards (448), total offense (446) and touchdowns (five) ... It was the third-best passing performance by a Rebel in school history.
- Ta'amu moved into 15th place on the Ole Miss all-time charts in career passing yardage with 2,466.
- A.J. Brown led all receivers with 158 yards receiving ... Brown moved into ninth place on Ole Miss' career charts in receiving yards (1,915).
- WR Braylon Sanders tallied a career-high 133 receiving yards and tied a career high with four receptions.
- WR Elijah Moore's first career catch was a 50-yard TD reception.

DEFENSIVE NOTES:

- After allowing 38 first half points, the Ole Miss defense held Southern Illinois to just a single field goal in the final 30 minutes of the game.
- DB Vernon Dasher recorded his first career touchdown with a 88-yard interception return during the fourth quarter.
- First interception returned for a touchdown since 2016, when Zedrick Woods returned an interception 31 yards for a TD against Memphis in 2016 ... It was the eighth-longest interception return in school history.
- First time Ole Miss has scored two defensive touchdowns in a game since the Rebels returned two interceptions back for six against Fresno State in 2015.

SPECIAL TEAMS NOTES:

- Tied school record for most successful kicking conversions in a single game (10) – third time in school history.

ALABAMA NOTES

FIRST CAREER START:

- Defense: Markel Winters (DE)

FIRST-TIME STARTERS IN 2018:

- Defense: Victor Evans (DE), Javien Hamilton (DB), Jalen Julius (DB), Markel Winters (DE)

DEBUTS:

- Hal Northern (DT)

SERIES INFORMATION

- Saturday's meeting was just 66th all-time between Ole Miss and Alabama.
- Alabama now leads the all-time series 50-11-2.

GENERAL NOTES:

- Attendance for the game was 62,919 ... It's the eighth largest crowd in Vaught-Hemingway history.
- Ole Miss falls to 33-49-3 all-time in SEC openers ... This was the fourth straight year the Rebels have faced Alabama to open up SEC play.
- Ole Miss is 164-88-7 (.647 winning pct.) all-time during the month of September.
- Ole Miss is 103-33-3 (.752 winning pct.) in September home games (including home contests played in Memphis and Jackson), including a 77-20-2 (.788 winning percentage) mark in September games played in Oxford.

OFFENSIVE NOTES:

- Ole Miss' opening drive was one play, 75 yards and only took 11 seconds ... That's six total scoring drives this season that have been less than a minute ... Coming into the game, Ole Miss led the country in that category.
- Jordan Ta'amu finished the game 7-of-22 for 133 yards and one touchdown.
- WR A.J. Brown led Ole Miss in receptions (four) and finished with 34 yards receiving.
- WR D.K. Metcalf finished with two catches for 92 yards and one touchdown.
- Metcalf's 75-yard touchdown catch to open the game was the longest play from scrimmage this year for Ole Miss.
- RB Tylan Knight tallied a career-high in rushing attempts (eight).
- RB Isaiah Woullard tallied a career-high in rushing yards (29) and tied a career-high in attempts (seven).

DEFENSIVE NOTES:

- DB C.J. Moore tallied his fourth career interception ... It's the first interception for Ole Miss against an Alabama quarterback since 2015.
- It was Ole Miss' second straight game to record an interception.
- LB Jacquez Jones tallied a team-high and career-high in total tackles (nine) and solo tackles (two).
- DE Markel Winters recorded his first career sack.
- DB Keidron Smith tallied a career-high in total tackles (seven) and solo tackles (five).

SPECIAL TEAMS NOTES:

- P Mac Brown punted a career-high nine times, averaging 40.6, with a long of 48.

KENT STATE NOTES

FIRST-TIME STARTERS:

- Defense: Josh Clarke (LB)

DEBUTS:

- SEASON: Eric Swinney (RB), Donta Evans (LB)

GENERAL NOTES:

- The game lasted five hours, 39 minutes ... The game featured two weather delays that lasted a total of two hours and 36 minutes.
- Ole Miss is 118-40-6 (.738 winning pct.) all-time versus non-conference opponents during the month.
- Ole Miss is 104-33-3 (.754 winning pct.) in September home games (including home contests played in Memphis and Jackson), including a 78-20-2 (.790 winning percentage) mark in September games played in Oxford.
- Ole Miss is 165-87-7 (.651 winning pct.) all-time during the month of September.

OFFENSIVE NOTES:

- Ole Miss' opening drive was six plays and covered 77 yards to open the scoring ... That's the third time in the last four games that the Rebels have scored on their opening drive of the game.
- Four the fourth straight game, the Rebels had at least one scoring drive that took less than a minute ... Ole Miss has seven such drives so far this season ... The Rebels came into the game ranked third in the country in this category.
- The Ole Miss offense finished with a season-high 651 yards of total offense ... It was the second time this season the Rebels have surpassed the 600-yard mark.
- RB Scottie Phillips hauled in his first career receiving touchdown with a 38-yard TD reception in the first quarter.
- Phillips rushed a career-high 19 times for 112 yards and one touchdowns ... Phillips currently has five rushing touchdowns and six total TDs on the season.
- Jordan Ta'amu finished the game 28-for-38 for 442 yards and two touchdowns ... Ta'amu also tallied his fourth career rushing TD, first this season.
- It was Ta'amu's second 400-yard passing effort of 2018 and the third in his career, more than any other quarterback in Ole Miss history.
- WR D.K. Metcalf finished with six catches for a game-high 102 yards and one touchdown ... It was the fourth straight game Metcalf has hauled in a touchdown reception.

DEFENSIVE NOTES:

- The Ole Miss defense has forced at least two turnovers in three straight games for the first time since 2014.
- Coming into today's contest, Ole Miss has two sacks through three games ... The Rebels recorded seven sacks today vs. Kent State.
- Ole Miss held its opponent under 20 points for the first time since Sept. 24, 2016, when the Rebels held No. 11 Georgia to 14 points.
- DE Markel Winters became just the third Rebel, since 2010, to get three sacks in a single game joining Marquis Haynes (2017) and Jonathan Cornell (2010).
- DB C.J. Moore recovered a Kent State fumble during the fourth quarter ... It was the second straight game Moore tallied a fumble recovery.
- DE Brenden Williams recorded his first career sack ... It was just the junior's third career tackle.

SPECIAL TEAMS NOTES:

- P Mac Brown punted four times for a 36.8 yards per punt, including a long of 47 yards.
- K Luke Logan connected on a 27-yard attempt and went 1-for-2 during the game ... Logan is now 5-for-6 on the season in field goal attempts.

LSU NOTES

DEBUTS:

- SEASON: Kweisi Fountain (DB)

SERIES INFORMATION

- This game marked the 107th all-time meeting between the Ole Miss Rebels and LSU Tigers dating back to 1894.
- LSU is Ole Miss' second-most played opponent behind Mississippi State, whom the Rebels will play for the 115th time on Nov. 22.
- LSU holds a 62-41-4 advantage in the series, 40-24-1 in Baton Rouge.
- The home team has now won six of the last seven meetings.

GENERAL NOTES:

- Attendance was 100,224.
- Ole Miss is 118-41-6 (.733 winning pct.) all-time versus non-conference opponents during the month.
- Ole Miss is 165-88-7 (.648 winning pct.) all-time during the month of September, including a 3-2 mark this season.

OFFENSIVE NOTES:

- Phillips now has rushing touchdowns in four of his five career games at Ole Miss and has six on the season.
- QB Jordan Ta'amu completed 19-of-38 passes for 178 yards.
- Ta'amu string of eight straight games with a touchdown pass was snapped.
- The 38 attempts tied a season-high for Ta'amu.
- WR A.J. Brown hauled in a season-high nine catches for 72 yards.
- Brown currently sits seventh on Ole Miss' all-time charts in career receiving yards with 2,117.

DEFENSIVE NOTES:

- LSU came into the contest with only one turnover all season ... The Ole Miss offense forced two Tiger turnovers on Saturday.
- It was the fourth straight game that the Ole Miss defense tallied two or more turnovers in a game, the first time since 2014.
- LB Mohamed Sanogo led the Rebels with a career-high 12 tackles ... It was the third time in the last four games that Sanogo has been the team leader in tackles.
- Sanogo forced one fumble against the Tiger offense ... It was Sanogo's second FF of the season.
- DT Josiah Coatney tallied a career-high nine total tackles.
- The seven total tackles by DB C.J. Miller was a career-high for the sophomore from Powder Springs, Georgia.
- DE Qaadir Sheppard forced a fumble for the first time in his career.
- DB CJ Miller tallied his first career fumble recovery.
- The third quarter fumble recovery by DB Zedrick Woods was the first of his career.

SPECIAL TEAMS NOTES:

- K Luke Logan was a perfect 3-for-3 on field goal attempts ... Logan is now 8-for-9 on the season in field goal attempts.
- Logan drilled a career-long 40-yard field goal during the fourth quarter.
- P Mac Brown punted six times for an average of 47.8 yards, including a career-long 63 yard punt in the second quarter.

ULM NOTES

DEBUTS:

- CAREER: Drake Beck (WR), Jacob Carter (WR), James Coley (DL), Nikolas Dean (TE), Alex Faniel (TE), Nick Haynes (TE), Samuel Plash (OL), Grant Restmeyer (QB), Josh Ricketts (WR), Lawson Stockett (DE), KeShun Wells (RB)
- SEASON: Drake Beck (WR), Jacob Carter (WR), James Coley (DL), Nikolas Dean (TE), Alex Faniel (TE), Nick Haynes (TE), Jordon Hebert (DL), Samuel Plash (OL), Grant Restmeyer (QB), Josh Ricketts (WR), Lawson Stockett (DE), KeShun Wells (RB)

GENERAL NOTES:

- Attendance was 52,875.
- The Rebels are 27-5 in non-conference games since 2012, including a perfect 4-0 mark during the 2018 season.

OFFENSIVE NOTES:

- Ole Miss set a school record in both total offense (826) and passing yards (517).
- The 826 total yards were the second-most ever by an SEC team and are the most by any FBS team this season.
- Ole Miss' offense scored touchdowns on its first nine drives of the game.
- The 49 first half points are the most in a half in the modern era (since 1958) ... The previous best was 42 in the second half vs. Houston in 1958.
- The 536 yards in the first half were the most first half yards by an SEC team over the last 15 years.
- It was the second time this season Ole Miss has scored more than 70 points ... The Rebels scored 76 in their home opener vs. SIU ... It marked just the second time in school history that the Rebels have tallied 70 or more points twice in a season.
- Ole Miss had two scoring drives that took less than a minute ... The Rebels now have nine scoring drives under 60 seconds on the season ... Coming into the game, Ole Miss ranked sixth in the country in that category.
- QB Jordan Ta'amu played in the first half only, completing 21-of-24 yards for 374 yards and three TDs ... Ta'amu also rushed for 63 yards and two TDs on the ground ... Ta'amu's 437 yards of total offense were the ninth most in school history, all coming in the first half.
- QB Matt Corral played nearly the entire second half for Ole Miss, completing all 10 of his pass attempts for 143 yards and two scores ... Corral also ran for a team-high 78 yards and one touchdown.
- It was also the first time two Ole Miss QBs have passed for two or more touchdowns in a game since 2015.
- Brown currently sits seventh on Ole Miss' all-time charts in career receiving yards with 2,250 ... The junior wideout moved into sole possession of fifth on Ole Miss' all-time charts in receiving TDs with 17.
- Metcalf is now ninth all-time in school history in receiving TDs (14).
- It was the first time since 2014 that Ole Miss had three receivers over 100 yards.

DEFENSIVE NOTES:

- DBs Armani Linton and Tylan Knight both made their season debuts on defense for Ole Miss ... Both Linton and Knight had played running back previously this season before switching over to defense.
- Linton finished second on the team with six tackles ... Linton also had one sack, 1.5 tackles for loss and one QBH.

SPECIAL TEAMS NOTES:

- K Luke Logan was a perfect 10-for-10 in PATs, a new career high.
- P Mac Brown punted twice 36.5 yards, with a long of 44 yards.

ARKANSAS NOTES

FIRST-TIME STARTERS:

- Defense: Armani Linton (DB)

GENERAL NOTES:

- Attendance for the contest was 51,438.

OFFENSIVE NOTES:

- Ole Miss finished the game will 387 yards passing and 226 on the ground for 613 total yards of offense ... It was the fourth time this season the Rebels surpassed the 600-yard mark in a game.
- The Rebels were 5-of-6 in red zone opportunities ... The Rebels came into the game second in the SEC and 11th in the country with a red zone scoring percentage of 95.7.
- With Luke Logan's 36-yard field goal to open the game, Ole Miss has now scored on its opening drive in four of its six games.
- QB Jordan Ta'amu finished the game 26-of-35 for 387 yards and two touchdowns.
- Ta'amu rushed for a career-high 141 yards and one TD ... Ta'amu has tallied at least one rushing TD in three of the last four games ... The 141 rushing yards were just 37 yards shy of the single-game rushing record by an Ole Miss QB.
- It's the most fourth-most rushing yards by an Ole Miss quarterback and the most since 1979 (John Fourcade, 169).
- Ta'amu became just the first Ole Miss quarterback to rush for more than 100 yards since 2015 when Chad Kelly rushed for 110 yards against Arkansas.
- Ta'amu's 528 total yards is the second-most in school history, only behind Archie Manning 540 total yards against Alabama in 1969.
- RB Scottie Phillips rushed for 86 yards and one touchdown on 18 carries ... Phillips has recorded at least one rushing TD in six of the seven games this season.
- TE Octavious Cooley hauled in two catches for a career and team-high 85 yards and one receiving TD, the first of his career.
- Cooley's touchdown was the first by an Ole Miss tight end since 2016.
- The 66-yard TD strike to Cooley in the third quarter was Ole Miss' eighth pass of more than 50 yards this season ... Five of those eight have resulted in touchdowns.
- WR DaMarkus Lodge finished with a career-high 10 catches for 80 yards and one touchdown.

DEFENSIVE NOTES:

- Ole Miss has now forced at least one turnover in six of the seven games this season.
- DB Zedrick Woods finished with a team-high eight total tackles and one interception.
- DB Ken Webster tallied six total tackles including a career-high five solo stops.

AUBURN NOTES

FIRST-TIME STARTERS:

- Defense: Charles Wiley (DE)

GENERAL NOTES:

- Attendance was 56,885.

OFFENSIVE NOTES:

- WR A.J. Brown hauled in 10 catches for 155 yards and one touchdown.
- Brown's 155 yards were the most ever by an Ole Miss receiver vs. Auburn ... Cory Peterson preiously held that mark with 125 yards vs. the Tigers in 1999.
- Brown is now tied for second in program history with nine 100-yard receiving games in his career ... It was the third time this season for Brown.
- Brown moved to fourth on Ole Miss' career leader-board in receptions with 164.
- Brown's 2469 career receiving yards now ranks third in program history.
- Brown sits at fifth all-time with 18 career receiving TDs.
- Brown's 60 receptions in 2018 ranks ninth in total receptions in Ole Miss' single-season record book.
- QB Jordan Ta'mu was 27-of-46 for 324 passing yards and one touchdown through the air.
- The 46 passing attempts were a career high for Ta'amu.
- Ta'amu ranks 10th in program history with 4,304 career passing yards.
- RB Scottie Phillips led Ole Miss on the ground with 17 carries for 59 yards.
- WR DaMarkus Lodge finished the game with five catches for 84 yards ... Lodge has averaged 114 yards receiving over the last three games.
- Ole Miss was a perfect 4-for-4 in the red zone with three field goals and one touchdown ... The Rebels were second in the SEC with 93.1 percent success rate in the red zone coming into the game.

DEFENSIVE NOTES

- Ole Miss failed to force a turnover for the first time in the last seven games.
- The Ole Miss defense allowed just 10 points in the first half ... It was the first time this season they've held a conference opponent to 10 or less in the first half.
- DT Mohamed Sanogo finished the game with a team and career-high 16 tackles ... It was the fourth time this season that Sanogo has led the Rebels in tackles.
- The 16 tackles are the most by an Ole Miss defender in 11 years ... Tony Fein tallied 16 total tackles vs. Auburn in 2007.
- DT Benito Jones tallied his first sack of the season ... Jones finished the game with three total tackles.
- DB Vernon Dasher recorded a career-high eight tackles.
- DB Zedrick Woods forced a fumble for the second time this season ... The senior safety ended the game with nine total tackles, including four solo stops.
- LB Willie Hibbler tied his career high with six tackles.

SPECIAL TEAMS NOTES

- P Mac Brown punted four times for 37.8 yards per punt, including two punts downed inside the 20-yard line.
- K Luke Logan was 3-of-4 on field goal attempts with makes from 35, 36 and 37 yards.
- Logan is now 12-of-16 in field goals on the year.
- Elijah Moore had one kickoff return for 17 yards.

SOUTH CAROLINA NOTES

FIRST-TIME STARTERS:

- Offense: Elijah Moore (WR)
- Defense: Keidron Smith (DB)

SERIES INFORMATION

- The all-time series between the Rebels and Gamecocks in now tied at 8-8 ... Ole Miss falls to 3-3 in games played in Oxford vs. the Gamecocks.

GENERAL NOTES:

- Attendance for the game was 56,798.

OFFENSIVE NOTES:

- WR Elijah Moore led the Ole Miss receiving corps with 11 catches for 129 yards ... The 11 receptions were the most ever by an Ole Miss freshman in a single game.
- Brown is fourth on Ole Miss' career leaderboard in receptions with 170.
- Brown's 2,584 career receiving yards is third in program history ... He's just 63 yards of becoming the Rebels' all-time leading receiver.
- Brown's 66 receptions in 2018 is tied for sixth in total receptions in Ole Miss' single-season record book.
- Ta'amu ranks 10th in program history with 4,683 career passing yards.
- Ta'amu sits at 3,001 yards passing on the season, just the sixth time an Ole Miss QB has thrown for more than 3,000 yards in a season ...
- Ta'amu becomes the fourth Rebels quarterback to throw for more than 3,000 yards in a season ... Eli Manning and Bo Wallace both did it twice during their Ole Miss careers.
- Ta'amu's 445 total yards of offense ranks eighth in program history in a single game ... It was his third straight game surpassing the 400-yard total offense mark ... Ta'amu has five of the top 10 total offense single-game performances in program history.
- Coming into this season, there had only been 17 performances in school history that tallied 400 or more yards total offense. Ta'amu has recorded five this season.
- RB Scottie Phillips led Ole Miss on the ground with a career-high 21 carries for 141 yards and a career-best three touchdowns.
- Phillips is tied for fifth in program history in single-season rushing TDs with 12.
- Phillips' 14 total TDs is tied with Kayo Dottley and Archie Manning for third all-time in a single season.
- The 98 plays were just two plays short of a school record for most plays run of 100 which was set vs. Wyoming in 2004.
- The 34 first downs were just two plays short of a school record for most first downs in a game (36) which was set vs. Chattanooga in 1971 and vs. Memphis in 1980.

DEFENSIVE NOTES

- Ole Miss failed to force a turnover in back-to-back games for the first time this season.
- DT Mohamed Sanogo led the Rebels with 11 total tackles ... It was the fourth time this season that Sanogo has led the Rebels in tackles.
- DE Qaadir Sheppard tied a career-high with six total tackles.
- Playing in just his third game on the defensive side of the ball, DB Tylan Knight set his career high with five tackles.

SPECIAL TEAMS NOTES

- P Mac Brown punted four times for 43.2 yards per punt, including one punt inside the 20-yard line.
- K Luke Logan was 3-of-3 on field goal attempts with makes from 25, 26 and 31 yards.

TEXAS A&M NOTES

GENERAL NOTES:

- Attendance was 102,618.

OFFENSIVE NOTES:

- With 127 yards vs. the Aggies, WR A.J. Brown became Ole Miss' all-time leading receiver with 2,711 yards, passing Shay Hodge's (2006-09) mark of 2,646.
- Brown now has 1,047 yards receiving on the season, marking just the fourth time in program history a receiver has surpassed the 1,000-yard receiving mark in a single season.
- Brown is the only receiver in Ole Miss history to go over 1,000 yards receiving in multiple seasons ... He set the school record with 1,252 yards receiving last season.
- It was the third straight 100-yard game and fifth overall for Brown this season ... Brown is now tied for the Ole Miss school record with 11 100-yard receiving games in his career.
- Brown is now third on Ole Miss' career leaderboard in receptions with 176.
- Brown's 72 receptions in 2018 is tied for fourth in total receptions in Ole Miss' single-season record book.
- QB Jordan Ta'amu was 22-of-35 for 373 passing yards and one touchdown through the air.
- Ta'amu also tallied one TD on the ground ... He has six rushing TDs on the season, second-most amongst SEC quarterbacks.
- Ta'amu ranks eighth in program history with 5,056 career passing yards.
- Ta'amu sits at 3,375 yards passing on the season, fourth in single-season passing yardage in program history.
- Ta'amu is tied with Chad Kelly's 2015 record of eight 300-yard passing games in a single season ... Ta'amu has 10 such games in his career, ranked third in school history.
- Playing in place of an injured Scottie Phillips, RB Isaiah Woullard finished with career highs in both carries (16) and yards (64).
- WR DaMarkus Lodge hauled in six catches for 122 yards and one touchdown ... It was Lodge's third 100-yard receiving game of the season.
- With 12 career receiving touchdowns, Lodge is just one TD shy of breaking into the top-10 in career receiving TDs.
- TE Octavious Cooley finished the contest with a career-high three catches for 66 yards.

DEFENSIVE NOTES:

- Zedrick Woods' 96-yard scoop and score in the third quarter was the second-longest fumble return in program history ... B.L. "Pinky" Roberts recorded a 99-yard fumble return against LSU back in 1914.
- It was the second-career touchdown for Woods ... He recorded a 31-yard interception return for a TD against Memphis in 2016.
- Ole Miss now has three defensive touchdowns on the season.
- DT Mohamed Sanogo led the Rebels with 16 total tackles, tying his career high.
- Sanogo also had 16 tackles earlier this season vs. Auburn ... Sanogo is the only Rebel since 2001 to record two 16-plus tackle games in the same season.
- It was the fifth time this season that Sanogo has led the Rebels in tackles and also the fifth time in tally double-digit tackles.
- DT Josiah Coatney tied a career high with nine total tackles.
- LB Willie Hibbler set a career high with seven total tackles, including two tackles for loss.

VANDERBILT NOTES

GENERAL NOTES:

- Attendance for the game was 24,866.
- The game was the first overtime contest since 2015.
- The Rebels are now 6-9 all-time in overtime games.

OFFENSIVE NOTES:

- QB Jordan Ta'amu completed 32-of-52 passes for a career-high 457 yards
- Ta'amu now has 3,831 passing yards on the year, moving past Eli Manning (2003) for the second-most passing yards in a single season.
- Ta'amu now ranks sixth in program history with 5,513 career passing yards.
- It was Ta'amu's third 400-yard game of the season and fourth in his career, both school records.
- Ta'amu is the first Rebel to have nine 300-yard passing games in a season ... Ta'amu has 12 such games in his career, tied for most in school history.
- Ta'amu's 467 yards of total offense ranks sixth all-time in school history ... Ta'amu has gone over the 400-yard mark in total offense a program-best six times in this season and eight times in his career.
- Ta'amu's 84-yard touchdown pass to WR A.J. Brown in the second quarter was the longest pass of his career and the third-longest pass in school history.
- Brown caught nine passes for 212 yards, his fourth consecutive 100-yard receiving game
- Brown now ranks second in program history in single-season receptions with 81, just one short of tying the school record.
- Brown is now third on Ole Miss' career leaderboard in receptions with 185.
- Brown recorded his sixth 100-yard receiving game of the season, tying his mark from last season; his seasons join Laquon Treadwell's 2015 season as the most 100-yard receiving games in a single season.
- It was the 12th 100-yard receiving game of Brown's career, passing Chris Collins (2000-03) for the most in Ole Miss history.
- Lodge now sits in ninth place in Ole Miss' record books in single-season receiving yards (823).
- Lodge is also ninth in single-season receptions (62).
- Starting in place of an injured Scottie Phillips, Isaiah Woullard tallied career highs in both rushing attempts (16) and yards (107).
- The 1-play, 84-yard drive lasted 13 seconds, the Rebels 10th scoring drive this season under one minute in length.

DEFENSIVE NOTES:

- LB Mohamed Sanogo had a team-high 12 tackles ... It was the fourth straight game Sanogo has tallied double-digit tackles.
- DT Benito Jones tied a career high with seven total tackles, including two sacks.
- Senior DB Ken Webster picked off a Vanderbilt pass in the red zone late in the first half, his second straight game with an INT and the third INT of his career.
- The Ole Miss defense shut out Vanderbilt in the first quarter, the third time shutting out an opponent in the opening quarter and first in an SEC game this season.

SPECIAL TEAMS NOTES:

- Going a career-best 5-for-5 on field goals, Luke Logan has made a field goal for the fifth straight game. The sophomore has made 13 field goals over that stretch.
- With a 32-yard field goal in the third quarter, Logan connected on his 21st field goal of the season, third all-time for a single season.
- The Rebels had a punt blocked for a safety ... It was the first time a punt had been blocked since 2016 and the first safety surrendered since 2014.

HEAD COACH MATT LUKE

Matt Luke was born a Rebel. His family has ties to Ole Miss that span three generations. Now, he has achieved a lifelong dream by taking over the reins of his alma mater. Ole Miss made it official on Nov. 27, 2017, removing the interim tag and introducing Luke as the 38th head coach in program history.

Under difficult circumstances and an uncertain future, Luke faced the daunting challenge of taking over the team just a week before 2017 fall camp and responded by helping the Rebels bounce back from a losing season to post a 6-6 record, including a 31-28 road win at Mississippi State to return the Golden Egg to Oxford. The Gulfport native continued that momentum by assembling a top-25 recruiting class in February.

During his 24 years as a player and coach at the collegiate level, Luke has risen through the ranks while learning from a number of successful veteran coaches. He has worked alongside national champion Tennessee coach Phillip Fulmer, Duke head coach David Cutcliffe and former Ole Miss head coach Tommy Tuberville, among others. On the field, he has mentored 17 all-league selections as well as All-Americans and first-round draft picks Laremy Tunsil and Laken Tomlinson.

Luke, a four-year center for the Rebels (1995-98), just wrapped up his 10th season as a coach at Ole Miss. Prior to taking over as interim head coach, Luke spent five seasons as the team's co-offensive coordinator and offensive line coach. During his first stop in Oxford (2002-05), Luke served four seasons coaching the Ole Miss tight ends and offensive line under Cutcliffe.

Since returning to Oxford in 2012, Luke has helped the Rebels earn four bowl berths, including a 10-3 record and Sugar Bowl victory to cap the 2015 season.

Luke's 2017 Rebels saw breakout performances from all three phases of the game.

A.J. Brown, the SEC leader in multiple receiving categories, set single-season marks in both receiving yards and receiving touchdowns, while senior running back Jordan Wilkins became just the fifth Rebel to surpass the 1,000-yard mark in a single season. Two different quarterbacks threw for 350 or more yards in three games during the 2017 season, becoming just the fourth FBS team in the last 20 seasons to accomplish that feat.

The 2017 Rebel defense finished the season strong, forcing five turnovers in the season finale win against Mississippi State. Senior linebacker DeMarquis Gates ended the season with 114 tackles, the most in a single season since Patrick Willis had 137 in 2006.

Luke also saw senior kicker Gary Wunderlich become Ole Miss' career record-holder in points scored (350), points kicking (350), field goals made (64), PATs made (158) and PATs attempted (162).

A product of Gulfport High School, Luke lettered four seasons (1995-98) as a center at Ole Miss. A starter in 33 career games for the Rebels, he served as team captain in 1998 as Ole Miss posted a 7-5 ledger and defeated Texas Tech in the Independence Bowl. He was named the 1998 Ole Miss Most Valuable Senior by the Jackson (Miss.) Touchdown Club and twice earned Academic All-SEC honors.

Following his playing career, he served as a student assistant coach at Ole Miss in 1999, helping the Rebels to an 8-4 mark with regular-season wins against Auburn, South Carolina, LSU and Arkansas as well as a 27-25 triumph over Oklahoma in the Independence Bowl. He graduated in May 2000 with a degree in business administration.

Luke is married to the former Ashley Grantham of Oxford, Mississippi, and the couple has two sons, Harrison and Cooper. His father, Tommy, was a defensive back at Ole Miss in the 1960s while his brother, Tom, quarterbacked the Rebels from 1989-91. Tom is also on the Ole Miss football staff as assistant athletics director for player development.



THE LUKE FILE

PERSONAL INFORMATION

BORN: Oct. 29, 1976

HOMETOWN: Gulfport, Miss.

FAMILY: Wife, Ashley (Grantham); sons Harrison; Cooper

EDUCATION:

Gulfport High School (1995)

Ole Miss (2000) — Bachelor's Business Admin.

COACHING EXPERIENCE

Ole Miss (Student Assistant Coach, 1999; Assistant Coach, 2002-05; Off. Coordinator, 2012-16; Head Coach, 2017-Pres.)

Duke (Off. Coordinator, 2008-11)

Tennessee (Recruiting Coordinator, 2006-07)

Murray State (Off. Line Coach, 2000-01)

YEAR-BY-YEAR COLLEGIATE COACHING

Year	School	Record	Finish
2017	Ole Miss	6-6	6th SEC West
2018	Ole Miss	5-6	--
Totals (2nd season)		11-12 (.478)	



WESLEY MCGRIFF
Associate Head Coach/
Defensive Coord.



PHIL LONGO
Offensive Coord./
Quarterbacks



JASON JONES
Co-Defensive Coord./
Safeties



JACK BICKNELL
Offensive Line



CHARLES CLARK
Cornerbacks



MAURICE HARRIS
Tight Ends



DERRICK NIX
Running Backs



JACOB PEELER
Wide Receivers



FREDDIE ROACH
Defensive Line



JON SUMRALL
Linebackers

Offensive GA: Josh Snow

Defensive GA: Mason Martin

Defensive GA: Tayler Polk

Defensive GA: Viktor Irokansi

Head Strength Coach: Paul Jackson

Head Athletic Trainer: Pat Jernigan

Equipment Manager: Ken Crain

Assoc. AD/Football Operations: John Miller

Asst. AD/Player Development: Tom Luke

Asst. AD/Recruiting Operations: Chris Rippon

Asst. AD/Player Personnel: Tyler Siskey

ALPHABETICAL			NUMERICAL ROSTER						
No.	Name	Pos.	No.	Name	Pos.	Ht.	Wt.	Yr.	Hometown/Previous School (s)
11	Floyd Allen	WR	1	A.J. Brown	WR	6-1	230	JR-2L	Starkville, Miss./Starkville
89	Ryder Anderson	DE	2	Matt Corral	QB	6-1	205	FR-HS	Ventura, Calif./Long Beach Poly
16	Gabe Angel	TE	2	Montrell Custis	DB	6-0	173	JR-2L	Jonesboro, Ga./Lovejoy
30	Zikerrion Baker	LB	3	Vernon Dasher	DB	6-1	205	JR-TR	Baxley, Ga./Appling County/Coffeyville CC
6	Miles Battle	WR	3	Demarcus Gregory	WR	6-1	210	FR-HS	Duncan, S.C./Byrnes HS
86	Drake Beck	WR	4	Victor Evans	DE	6-3	234	SR-3L	Dallas, Texas/Skyline
43	Detric Bing-Dukes	LB	5	DaMarkus Lodge	WR	6-2	204	SR-3L	Cedar Hill, Texas/Cedar Hill
94	Quentin Bivens	DT	5	Ken Webster	DB	5-11	201	SR-4L	Decatur, Ga./Stockbridge
42	Truett Bourne	LB	6	Miles Battle	WR	6-4	195	FR-HS	Houston, Texas/Cypress Creek
1	A.J. Brown	WR	6	Kam White	DB	6-2	210	FR-RS	Clinton, Miss./Clinton
55	Ben Brown	OL	7	Jason Pellerin	TE	6-4	239	JR-2L	New Iberia, La./New Iberia Catholic
96	Mac Brown	P	8	C.J. Miller	DB	6-0	191	SO-1L	Powder Springs, Ga./McEachern
25	D.K. Buford	RB	8	Elijah Moore	WR	5-9	181	FR-HS	Fort Lauderdale, Fla./St. Thomas Aquinas
76	Nic Cantu	OL	9	Dawson Knox	TE	6-4	257	JR-2L	Brentwood, Tenn./Brentwood Academy
89	Jacob Carter	WR	10	Jacquez Jones	LB	6-1	227	FR-HS	Tuscaloosa, Ala./Hillcrest
11	Jacob Cendoya	QB	10	Jordan Ta'amu	QB	6-2	210	SR-1L	Pearl City, Hawaii/Pearl City/New Mexico Military
32	Josh Clarke	LB	11	Floyd Allen	WR	5-10	199	SR-1L	Houston, Texas/Nimitz/Bethany/El Camino College
40	Josiah Coatney	DT	11	Jacob Cendoya	QB	6-0	194	FR-HS	Alpharetta, Ga./Mount Pisgah Christian School
97	Spencer Cole	P	11	A.J. Harris	DB	5-11	200	FR-RS	Madison, Ala./Bob Jones
44	James Coley	DL	12	Austrian Robinson	DT	6-4	296	JR-2L	New York, N.Y./Trinity-Pawling School
15	Octavious Cooley	TE	12	Ford Werness	QB	6-0	181	FR-HS	Raleigh, N.C./Millbrook
2	Matt Corral	QB	13	Grant Restmeyer	QB	6-3	224	SO-SQ	McKinney, Texas/McKinney Boyd
65	Peyton Cox	OL	13	Braylon Sanders	WR	6-0	195	SO-1L	Hogansville, Ga./Callaway
56	Jalen Cunningham	DL	14	D.K. Metcalf	WR	6-4	230	SO-2L	Oxford, Miss./Oxford
2	Montrell Custis	DB	15	Octavious Cooley	TE	6-3	265	JR-2L	Laurel, Miss./Laurel
3	Vernon Dasher	DB	15	Myles Hartsfield	DB	5-11	211	JR-2L	Sayreville, N.J./East Coast Prep
93	Sincere David	DT	16	Gabe Angel	TE	6-3	236	SO-1L	Lebanon, Tenn./Cookeville
83	Nikolas Dean	TE	16	Luke Knox	LB	6-3	227	FR-HS	Brentwood, Tenn./Brentwood Academy
90	Ross Donelly	DT	17	Willie Hibbler	LB	6-3	249	JR-2L	Sardis, Miss./North Panola
81	Ryan Drew	WR	19	Alex Faniel	TE	6-6	250	FR-RS	Glen Allen, Va./Glen Allen
35	Donta Evans	LB	19	Markel Winters	DE	6-3	247	SR-1L	Tallahassee, Fla./Rickards/ECU/Jones County JC
4	Victor Evans	DE	20	Keidron Smith	DB	6-2	192	FR-HS	West Palm Beach, Fla./Oxbridge Academy
19	Alex Faniel	TE	21	Javien Hamilton	DB	5-10	177	SR-1L	Louin, Miss./Bay Springs/Jones County JC
82	Jared Farlow	WR	21	KeShun Wells	RB	5-5	175	JR-SQ	Moss Point, Miss./Moss Point/MS Gulf Coast CC
39	Kweisi Fountain	DB	22	Scottie Phillips	RB	5-11	211	JR-TR	Ellisville, Miss./South Jones/Jones County JC
67	Alex Givens	OL	22	Tariqious Tisdale	DL	6-5	280	SO-TR	Lexington, Tenn./Lexington/Northwest Mississippi CC
78	Tony Gray	OL	23	Jakorey Hawkins	DB	5-11	193	FR-HS	Montgomery, Ala./Lee
3	Demarcus Gregory	WR	23	Nevin Wells	WR	6-0	187	FR-HS	Jackson, Miss./Jackson Prep
48	Andrew Griffith	LB	24	Eric Swinney	RB	5-9	220	JR-2L	Riverdale, Ga./Sandy Creek
77	Hamilton Hall	OL	25	D.K. Buford	RB	5-11	232	SR-3L	Oxford, Miss./Lafayette
21	Javien Hamilton	DB	26	Jalen Julius	DB	5-10	187	JR-2L	Winter Garden, Fla./West Orange
11	A.J. Harris	DB	26	Isaiah Woullard	RB	5-9	200	FR-HS	Hattiesburg, Miss./Presbyterian Christian
15	Myles Hartsfield	DB	27	Kevontae' Ruggs	LB	6-3	202	FR-HS	Montgomery, Ala./Lee
23	Jakorey Hawkins	DB	27	Jake VanRonzelen	RB	5-10	184	FR-RS	Jefferson City, Mo./Blair Oaks
84	Nick Haynes	TE	28	Tylan Knight	DB	5-6	171	FR-HS	Pearl, Miss./Pearl
96	Jordan Hebert	DT	28	Cam Ordway	DB	5-11	189	SR-3L	Pulaski, Tenn./Giles County
33	Jonathan Hess	LB	28	D'Vaughn Pennamon	RB	5-11	238	JR-2L	Houston, Texas/Manvel
17	Willie Hibbler	LB	29	Armani Linton	RB	6-2	223	JR-2L	Walnut, Miss./Walnut
55	KD Hill	DT	30	Zikerrion Baker	LB	6-1	228	FR-RS	Mooringsport, La./Minden
34	Harrison Homberg	WR	31	Jaylon Jones	DB	5-11	195	JR-2L	Allen, Texas/Allen
87	Michael Howard	TE	32	Josh Clarke	LB	6-2	225	FR-RS	Jefferson, La./Riverdale
45	Amani Johnson	LB	32	Jerry Johnson	DB	5-10	207	JR-1L	Starkville, Miss./Starkville/Mississippi Delta CC
61	Eli Johnson	C	33	Jonathan Hess	LB	6-6	228	FR-HS	Vestavia Hills, Ala./Vestavia Hills
32	Jerry Johnson	DB	34	Harrison Homberg	WR	6-1	185	FR-HS	Jackson, Tenn./University School of Jackson
54	Sam Johnson	OL	35	Donta Evans	LB	6-1	228	SO-1L	Lawrenceville, Ga./Archer
95	Benito Jones	DT	36	Zedrick Woods	DB	5-11	203	SR-3L	Lake City, Fla./Columbia
10	Jacquez Jones	LB	37	Art Mitchell	DB	5-10	173	JR-1L	Yazoo City, Miss./Yazoo City
31	Jaylon Jones	DB	38	C.J. Moore	DB	5-11	191	SR-3L	Bassfield, Miss./Bassfield
26	Jalen Julius	DB	39	Kweisi Fountain	DB	6-1	214	SR-1L	Biloxi, Miss./Biloxi
28	Tylan Knight	DB	40	Josiah Coatney	DT	6-4	316	JR-1L	Douglasville, Ga./Chapel Hill/Holmes CC
9	Dawson Knox	TE	41	Brenden Williams	DE	6-3	237	JR-1L	Birmingham, Ala./Restoration Academy/Northeast MS CC
16	Luke Knox	LB	42	Truett Bourne	LB	6-0	207	FR-HS	Madison, Miss./Madison Central
29	Armani Linton	RB	43	Detric Bing-Dukes	LB	6-1	253	SR-2L	Tucker, Ga./Tucker/Georgia/Iowa Western CC
74	Greg Little	OL	44	James Coley	DL	6-3	255	JR-TR	Natchez, Miss./Cathedral/Co-Lin CC
5	DaMarkus Lodge	WR	45	Amani Johnson	DE	6-0	232	FR-RS	Abbeville, Miss./Lafayette
92	Luke Logan	K	46	Mohamed Sanogo	LB	6-2	224	SO-1L	Plano, Texas/Plano West
71	Bryce Mathews	OL	47	Ty Rocconi	DB	5-11	191	FR-RS	Mobile, Ala./UMS-Wright Prep
14	D.K. Metcalf	WR	48	Andrew Griffith	LB	5-11	212	FR-HS	Bentonville, Ark./Bentonville

No.	Name	Pos.	Ht.	Wt.	Yr.	Hometown/Previous School(s)
50	Sean Rawlings	OL	6-5	293	SR-3L	Madison, Miss./Madison Ridgeland Academy
53	KC Swaim	OL	6-5	276	JR-TR	Truth or Consequences, N.M./Hot Springs/New Mexico Military
54	Sam Johnson	OL	6-1	268	JR-SQ	Nashville, Tenn./Christ Presbyterian Academy
55	Ben Brown	OL	6-5	318	FR-RS	Vicksburg, Miss./St. Aloysius
55	KD Hill	DL	6-0	296	FR-HS	Eufaula, Ala./Eufaula
56	Jalen Cunningham	DL	6-5	361	FR-HS	Odenville, Ala./St. Clair County
58	Mike Taylor	LS	6-1	190	JR-SQ	Jackson, Tenn./University School of Jackson
59	Samuel Plash	OL	6-3	278	FR-RS	Mobile, Ala./UMS-Wright Prep
61	Eli Johnson	C	6-1	303	SO-1L	Taylor, Miss./Lafayette
65	Peyton Cox	OL	5-11	300	FR-RS	Metairie, La./Jesuit
67	Alex Givens	OL	6-6	305	JR-2L	Nashville, Tenn./Nashville Christian School
68	Chandler Tuitt	OL	6-4	316	SO-1L	Fayetteville, Ga./Sandy Creek
70	Jordan Sims	OL	6-4	326	SR-3L	Homewood, Ala./Homewood
71	Bryce Mathews	OL	6-6	300	SO-1L	Brentwood, Tenn./Brentwood Academy
72	Royce Newman	OL	6-5	301	SO-1L	Nashville, Ill./Nashville Community
73	John Raines	LS	6-1	215	FR-HS	Jackson, Miss./Jackson Academy
74	Greg Little	OL	6-6	325	JR-2L	Allen, Texas/Allen
76	Nic Cantu	OL	6-4	291	FR-HS	Memphis, Tenn./Christian Brothers
77	Hamilton Hall	OL	6-5	345	FR-HS	Atlanta, Ga./Chamblee Charter
78	Tony Gray	OL	6-5	311	FR-RS	Loganville, Ga./Grayson
79	Javon Patterson	OL	6-3	310	SR-3L	Petal, Miss./Petal
80	Josh Ricketts	WR	6-0	192	FR-RS	Madison, Miss./Madison Central
81	Ryan Drew	WR	5-10	203	JR-TR	Crystal Springs, Miss./Copiah Academy/Co-Lin CC
82	Jared Farlow	WR	6-0	192	FR-RS	Grantville, Ga./Central Christian
83	Nikolas Dean	TE	5-11	246	FR-HS	Horn Lake, Miss./Horn Lake
84	Nick Haynes	TE	6-1	229	SO-SQ	Washington, Pa./McGuffey/West Liberty University
85	Alex Weber	WR	6-1	190	SR-3L	Lake City, Fla./Columbia
86	Drake Beck	WR	5-11	187	FR-RS	Columbus, Ga./Brookstone
87	Michael Howard	TE	6-4	257	JR-2L	Green Cove Springs, Fla./Clay
87	Sam Murphey	TE	6-3	235	FR-HS	Paris, Tenn./Henry County
88	Jack Propst	LS	5-10	190	SO-1L	Brentwood, Tenn./Brentwood Academy
88	Ty Reyes	DE	6-1	238	SO-SQ	Marietta, Ga./Sprayberry
89	Ryder Anderson	DE	6-6	264	SO-1L	Katy, Texas/Katy
89	Jacob Carter	WR	5-11	192	SO-TR	Pontotoc, Miss./Pontotoc/East Central CC
90	Ross Donelly	DT	6-1	309	SR-3L	Houston, Texas/Cy-Fair
91	Hal Northern	DT	6-1	293	JR-TR	Tunica, Miss./Rosa Fort/Northwest Mississippi CC
91	Owen Pendergast	P	6-2	185	FR-HS	Wyomissing, Pa./Wyomissing
92	Luke Logan	K	5-11	184	SO-1L	Hattiesburg, Miss./Presbyterian Christian
93	Sincere David	DT	6-1	333	FR-RS	Jacksonville, Fla./Sandalwood
94	Quentin Bivens	DT	6-2	298	FR-HS	Waynesboro, Miss./Wayne County
95	Benito Jones	DT	6-2	306	JR-2L	Waynesboro, Miss./Wayne County
95	Isaac Way	K	5-9	178	SO-SQ	Franklin, Tenn./Brentwood Academy
96	Mac Brown	P	6-3	210	SO-1L	Eden Prairie, Minn./Saint Thomas Academy
96	Jordan Hebert	DT	5-11	285	SR-2L	Klein, Texas/Klein
97	Spencer Cole	P	6-0	210	JR-TR	Flowood, Miss./Hinds CC
97	Qaadir Sheppard	DE	6-3	240	JR-1L	Bronx, N.Y./Iona Prep/Syracuse
98	Lawson Stockett	DE	6-3	218	FR-HS	Madison, Miss./Madison Central
99	Charles Wiley	DE	6-2	242	SO-1L	Stockbridge, Ga./Stockbridge
99	Patrick Nasiatka	K	6-1	211	JR-SQ	Louisville, Colo./Santa Barbara City College

No.	Name	Pos.
8	C.J. Miller	DB
37	Art Mitchell	DB
38	C.J. Moore	DB
8	Elijah Moore	WR
87	Sam Murphey	TE
99	Patrick Nasiatka	K
72	Royce Newman	OL
91	Hal Northern	DT
28	Cam Ordway	DB
79	Javon Patterson	OL
7	Jason Pellerin	TE
91	Owen Pendergast	P
28	D'Vaughn Pennamon	RB
22	Scottie Phillips	RB
59	Samuel Plash	OL
88	Jack Propst	LS
73	John Raines	LS
50	Sean Rawlings	OL
13	Grant Restmeyer	QB
88	Ty Reyes	DE
80	Josh Ricketts	WR
12	Austrian Robinson	DT
47	Ty Rocconi	DB
27	Kevontae' Ruggs	LB
13	Braylon Sanders	WR
46	Mohamed Sanogo	LB
97	Qaadir Sheppard	DE
70	Jordan Sims	OL
20	Keidron Smith	DB
98	Lawson Stockett	DE
53	KC Swaim	OL
24	Eric Swinney	RB
10	Jordan Ta'amu	QB
58	Mike Taylor	LS
22	Tariqueous Tisdale	DL
68	Chandler Tuitt	OL
27	Jake VanRonzelen	RB
95	Isaac Way	K
85	Alex Weber	WR
5	Ken Webster	DB
21	KeShun Wells	RB
23	Nevin Wells	WR
12	Ford Werness	QB
6	Kam White	DB
99	Charles Wiley	DE
41	Brenden Williams	DE
19	Markel Winters	DE
36	Zedrick Woods	DB
26	Isaiah Woullard	RB

COACHING STAFF

HEAD COACH: Matt Luke (Ole Miss, 2000)
RECORD AT OLE MISS AS HEAD COACH (YEARS): 11-12 (2)
CAREER RECORD AS HEAD COACH (YEARS): 11-12 (2)
ASSISTANTS COACHES (ALMA MATER, YEAR/RESPONSIBILITIES/YEARS AT OLE MISS):
Jack Bicknell, Jr. (Boston College, 1985/Offensive Line/2nd)
Charles Clark (Ole Miss, 2007/Cornerbacks/1st)
Maurice Harris (Arkansas State, 1998/Tight Ends/7th)
Jason Jones (Alabama, 2001/Co-Defensive Coordinator, Safeties/6th)
Phil Longo (Rowan, 1992/Offensive Coordinator, Quarterbacks/2nd)
Wesley McGriff (Savannah State, 1990/Assoc. Head Coach/Defensive Coordinator/3rd)
Derrick Nix (Southern Miss, 2002/Running Backs/11th)
Jacob Peeler (Louisiana Tech, 2007/Wide Receivers/2nd)
Freddie Roach (Alabama, 2008/Defensive Line/2nd)
Jon Sumrall (Kentucky, 2005/Linebackers/1st)
GRADUATE ASSISTANT COACHES:
Victor Irokansi (Oklahoma State, 2016/Defense/1st)
Mason Martin (McNeese State, 2016/Offense/1st)
Tayler Polk (Ole Miss, 2017/Defense/1st)
Josh Snow (Sam Houston State, 2016/Offense/1st)

PRONUNCIATION GUIDE

ZIKERRION Baker	zye-KEIR-ee-ahn	KEVONTAE' Ruggs	key-VON-tay
DETRIC Bing-Dukes	DEE-trick	Ty ROCCONI	Ruh-CONE-ee
Matt CORRAL	ker-RAL	KEIDRON Smith	KEY-dron
DONTA Evans	DON-tay	MOHAMED SANOGO	moi-ah-MED sa-NO-go
KWEISI Fountain	KWAY-zee	QAADIR Sheppard	ka-DEER
JAVIEN Hamilton	JAY-vee-in	Jordan TA'AMU	tah-AH-moo
JAKOREY Hawkins	jah-CORE-ee	TARIQIOUS Tisdale	TIE-ree-kuss
TYLAN Knight	TIE-lin	Chandler TUITT	TWO-it
Patrick NASIATKA	nuh-SHOT-kuh	KESHUN Wells	KEY-shawn
Jason PELLERIN	PELL-uh-rin	Isaiah WOULLARD	WOOL-ard

DEPTH CHART		
OFFENSE		
WR	5	DaMarkus Lodge (6-2, 204, SR-3L)
	85	Alex Weber (6-1, 190, SR-3L)
WR	1	A.J. Brown (6-1, 230, JR-2L)
	8	Elijah Moore (5-9, 181, FR-HS)
LT	11	Floyd Allen (5-10, 199, SR-1L)
	74	Greg Little (6-6, 325, JR-2L)
LG	72	Royce Newman (6-5, 301, SO-1L)
	79	Javon Patterson (6-3, 310, SR-3L)
C	71	Bryce Matthews (6-6, 300, SO-1L)
	50	Sean Rawlings (6-5, 293, SR-3L)
RG	61	Eli Johnson (6-1, 303, SO-1L)
	55	Ben Brown (6-5, 318, FR-RS)
RT	70	Jordan Sims (6-4, 326, SR-3L)
	67	Alex Givens (6-6, 305, JR-2L)
TE	78	Tony Gray (6-5, 311, FR-RS)
	9	Dawson Knox (6-4, 257, JR-2L)
WR	15	Octavious Cooley (6-3, 265, JR-2L)
	13	Braylon Sanders (6-0, 195, SO-1L)
QB	6	Miles Battle (6-4, 195, FR-HS)
	10	Jordan Ta'amu (6-2, 210, SR-1L)
RB	2	Matt Corral (6-1, 205, FR-HS)
	22	Scottie Phillips (5-11, 211, JR-TR)
	26	Isaiah Woullard (5-9, 200, FR-HS)
SPECIALISTS		
PK	92	Luke Logan (5-11, 184, SO-1L)
	99	Patrick Nasiatka (6-1, 211, JR-SQ)
P	96	Mac Brown (6-3, 210, SO-1L)
	97	Spencer Cole (6-0, 210, JR-TR)
KO	92	Luke Logan (5-11, 184, SO-1L)
	97	Spencer Cole (6-0, 210, JR-TR)
Holder	96	Mac Brown (6-3, 210, SO-1L)
	11	Floyd Allen (5-10, 199, SR-1L)
LS	88	Jack Propst (5-10, 190, SO-1L)
	58	Mike Taylor (6-1, 190, JR-SQ)
KR	8	Elijah Moore (5-9, 181, FR-HS)
	26	Isaiah Woullard (5-9, 200, FR-HS)
PR	8	Elijah Moore (5-9, 181, FR-HS)
	13	Braylon Sanders (6-0, 195, SO-1L)
DEFENSE		
DE	89	Ryder Anderson (6-6, 264, SO-1L) <i>-or-</i>
	99	Charles Wiley (6-2, 242, SO-1L)
DT	22	Tariqious Tisdale (6-5, 280, SO-TR)
	40	Josiah Coatney (6-4, 316, JR-1L)
NT	12	Austrian Robinson (6-4, 296, JR-2L)
	95	Benito Jones (6-2, 315, JR-2L)
DE	90	Ross Donelly (6-1, 309, SR-3L)
	97	Qaadir Sheppard (6-3, 240, JR-1L)
MLB	4	Victor Evans (6-3, 234, SR-3L)
	46	Mohamed Sanogo (6-2, 224, SO-1L)
OLB	43	Detric Bing-Dukes (6-1, 253 SR-2L)
	10	Jacquez Jones (6-1, 227, FR-HS)
NB (STAR)	17	Willie Hibbler (6-3, 249, JR-2L)
	27	Kevontae' Ruggs (6-3, 202, FR-HS)
CB	3	Vernon Dasher (6-1, 205, JR-TR)
	28	Tylan Knight (5-6, 171, FR-HS)
SS	20	Keidron Smith (6-2, 192, FR-HS)
	21	Javien Hamilton (5-10, 177, SR-1L)
FS	36	Zedrick Woods (5-11, 203, SR-3L)
	8	C.J. Miller (6-0, 191, SO-1L)
CB	15	Myles Hartsfield (5-11, 211, JR-2L)
	29	Armani Linton (6-2, 223, JR-2L)
	5	Ken Webster (5-11, 201, SR-4L) <i>-or-</i>
	26	Jalen Julius (5-10, 187, JR-2L)

CAREER STARTS	
41	Javon Patterson
37	Sean Rawlings
36	Zedrick Woods
29	Myles Hartsfield
28	Greg Little
25	Benito Jones
24	A.J. Brown
23	Alex Givens, DaMarkus Lodge, Ken Webster
19	Dawson Knox, D.K. Metcalf
18	Jordan Sims
16	Jordan Ta'amu
11	Ben Brown, Jalen Julius, C.J. Moore, Mohamed Sanogo
10	Scottie Phillips, Qaadir Sheppard
8	Vernon Dasher, Detric Bing-Dukes, Javien Hamilton, Jaylon Jones
7	Willie Hibbler
6	Victor Evans
4	Donta Evans, Markel Winters
3	Montrell Custis, Elijah Moore, Kevontae' Ruggs, Braylon Sanders, Keidron Smith, Charles Wiley
2	Armani Linton, Austrian Robinson, Tariqious Tisdale
1	Ryder Anderson, Octavious Cooley, Jacquez Jones, Isaiah Woullard
CONSECUTIVE STARTS	
35	Javon Patterson
28	Greg Little
23	A.J. Brown
21	Benito Jones
16	Jordan Ta'amu
15	Sean Rawlings
14	Zedrick Woods
11	Ben Brown, Alex Givens, Mohamed Sanogo
9	DaMarkus Lodge
8	Vernon Dasher
6	Josiah Coatney, Qaadir Sheppard
5	Willie Hibbler
3	Elijah Moore, Keidron Smith, Myles Hartsfield
1	Ryder Anderson, Octavious Cooley, Ken Webster, Isaiah Woullard
CAREER GAMES PLAYED	
48	Zedrick Woods
47	Javon Patterson
46	Jordan Sims, Ken Webster
43	D.K. Buford, Sean Rawlings
42	C.J. Moore
41	DaMarkus Lodge
34	A.J. Brown, Ross Donelly, Victor Evans, Benito Jones, Greg Little, Myles Hartsfield
33	Alex Givens
32	Jalen Julius
31	Michael Howard, Jason Pellerin
30	Detric Bing-Dukes, Willie Hibbler
29	Armani Linton
27	Dawson Knox
25	Jaylon Jones, Austrian Robinson
23	Josiah Coatney, Luke Logan, Cam Ordway, Jack Propst
22	Montrell Custis, Javien Hamilton, Mohamed Sanogo
21	Ryder Anderson, Octavious Cooley, D.K. Metcalf, D'Vaughn Pennamon
20	Eric Swinney, Charles Wiley, Brenden Williams
19	Royce Newman, Jordan Ta'amu
18	Donta Evans
17	Markel Winters
16	Alex Weber
15	Mac Brown, Braylon Sanders
14	Qaadir Sheppard
13	C.J. Miller
12	Bryce Matthews
11	Ben Brown, Jacquez Jones, Tylan Knight, Elijah Moore, Ty Rocconi, Keidron Smith, Tariqious Tisdale, Isaiah Woullard
10	Gabe Angel, Vernon Dasher, Scottie Phillips, Kevontae' Ruggs
9	Floyd Allen
8	Zikerrion Baker, Jonathan Hess
7	Kweisi Fountain
6	Sincere David, Nick Haynes, Chandler Tuitt, Keshun Wells
5	Art Mitchell
4	Miles Battle, Josh Clarke, Tony Gray, Jakorey Hawkins, Jordan Hebert, Eli Johnson
3	Quentin Bivens, Jerry Johnson, Hal Northern, Matt Corral
2	A.J. Harris, Amani Johnson
1	Drake Beck, Nic Cantu, Jacob Carter, James Coley, Peyton Cox, Nikolas Dean, Alex Faniel, Luke Knox, Patrick Nasiatka, Samuel Plash, Grant Restmeyer, Josh Ricketts, Lawson Stockett, KC Swaim, Isaac Way

THE LAST TIME

THE LAST TIME OLE MISS HAD ...

30 or more first downs	South Carolina, 2018 (34)
500 yards rushing	Auburn, 1951 (515)
400 yards rushing	Presbyterian, 2014 (402)
300 yards rushing	ULM, 2018 (309)
200 yards rushing	South Carolina, 2018 (237)
400 yards passing	Vanderbilt, 2018 (457)
300 yards passing	Vanderbilt, 2018 (457)
600 yards total offense	South Carolina, 2018 (616)
500 yards total offense	Vanderbilt, 2018 (578)
90 plays total offense	South Carolina, 2018 (98)
Four passes intercepted	Vanderbilt, 2011 (5)
Four pass interceptions	Boise State, 2014 (4)
10 sacks	Mississippi State, 2008 (11)
10 penalties	Vanderbilt, 2018 (10)
100 yards in penalties	LSU, 2018 (167)
50 points	ULM, 2018 (72)
99-yard scoring drive	New Mexico State, 2015 (3 plays; Eugene Brazley 78-yard run)
90-plus yard scoring drive	Vanderbilt, 2018 (91)

THE LAST TIME OLE MISS HELD ITS OPPONENT TO ...

Less than 10 first downs	Vanderbilt, 2014 (9)
10 first downs	Presbyterian, 2014 (10)
Negative yards rushing	Troy, 2013 (-13)
10 yards (or less) rushing	Tennessee, 2014 (0)
100 yards (or less) rushing	Oklahoma State, 2015 (63)
Zero yards passing	Alabama, 1988
No pass completions	Alabama, 1988
10 yards (or less) passing	Georgia, 1977 (7)
100 yards (or less) passing	Wofford, 2016 (72)
Zero yards total offense	Sewanee, 1938
50 yards (or less) total offense	Mississippi State, 2008 (24)
75 yards (or less) total offense	Mississippi State, 2008 (24)
150 yards (or less) total offense	Memphis, 2014 (104)
200 yards (or less) total offense	Texas A&M, 2015 (192)
No touchdowns	Texas A&M, 2015 (3 points)

THE LAST TIME OLE MISS ...

Had two passers throw for 100 yards	ULM, 2018 (Jordan Ta'amu 374, Matt Corral 143)
Had two passers complete 10 passes	ULM, 2018 (Jordan Ta'amu, 21-24, Matt Corral, 10-10)
Had two passers throw for 2+ touchdowns	ULM, 2018 (Jordan Ta'amu 3, Matt Corral 2)
Had three passers throw 1+ touchdowns	UT Martin, 2015 (Ryan Buchanan 2, Chad Kelly 2, DeVante Kincade 1)
Had two runners rush for 100 yards	Memphis, 2016 (Eugene Brazley 124, Akeem Judd 108)
Had two receivers over 100 receiving yards	Vanderbilt, 2018 (A.J. Brown 212, DaMarkus Lodge 117)
Had three receivers over 100 receiving yards	ULM, 2018 (DaMarkus Lodge 179, A.J. Brown 133, D.K. Metcalf 115)
Had two receivers catch 10 passes	Arkansas, 2002 (Bill Flowers 11, Chris Collins 10)
Had four receivers catch five passes	Kentucky, 2017 (A.J. Brown 7, D.K. Metcalf 5, Van Jefferson 5, Dawson Knox 5, DaMarkus Lodge 5)
Completed a pass to at least 10 different receivers	Auburn, 2016 (10)
Had a 100-yard rusher and a 100-yard receiver	Vanderbilt, 2018 (Isaiah Woullard 107 yds rushing/A.J. Brown 212 yds receiving/DaMarkus Lodge 117 yds receiving)
Had two players with 200 all-purpose yards	Missouri, 2007 (BenJarvus Green-Ellis 226, Marshay Green 208)
Returned a punt for a TD	Texas, 2013 (Jeff Scott, 73 yards)
Returned a kickoff for a TD	Texas Tech, 2018 (Jaylon Jones, 94 yards)
Returned an interception for a TD	SIU, 2018 (Vernon Dasher, 88 yards)
Returned two interceptions for TDs	Fresno State, 2015 (Elston, 38 yards; C. Brown, 22 yards)
Returned a fumble for a TD	Texas A&M, 2018 (Zedrick Woods, 96 yards)
Recovered a fumble for a TD	Auburn, 2012 (C.J. Johnson)
Scored two defensive TDs	SIU, 2018 (Dasher, 88 yards; V. Evans, 56 yards)
Recovered four fumbles in a game	Texas A&M, 2012
Blocked a punt	UT Martin, 2017 (Ryder Anderson)
Blocked a punt for a TD	Mississippi State, 2013 (T. Grant recovered C. Moore's blocked punt)
Blocked an opponent's FG attempt	Arkansas, 2015 (Tony Bridges blocked Hedlund's 47-yard attempt)
Blocked an opponent's FG attempt for a TD	Louisiana Tech, 2007 (Brandon Jenkins blocked D. Horwedel's 36-yard attempt, Dustin Mouzon 55-yard return)
Blocked two opponent's FG attempts	Northern Arizona, 2009
Had a punt blocked	Vanderbilt, 2018
Had a punt blocked for a TD	Alabama, 2003
Had a kickoff returned for a TD	South Carolina, 2018
Had a punt returned for a TD	ULM, 2018

Had an interception returned for a TD	Alabama, 2018
Had a fumble returned for a TD	Arkansas, 2017
Missed a PAT kick	SIU, 2018
Had a PAT kick blocked	Auburn, 2016
Had a PAT kick blocked and returned for a two-point conversion	Auburn, 2009
Blocked an opponent's PAT kick	Florida, 2008 (Kentrell Lockett blocked J. Phillip's attempt)
A successful two-point conversion	Louisiana, 2017 (DaMarkus Lodge pass from Jordan Ta'amu, 4th quarter)
Had a field goal attempt blocked	Auburn, 2018 (Luke Logan's 40-yard attempt)
Had two field goal attempts blocked	Kentucky, 2005 (Robert Bass' 39-yd attempt, Matt Hinkle's 44-yard attempt)
Gained a first down off a fake field goal attempt	Georgia, 1995
Scored a touchdown off a fake field goal attempt	Alabama, 2008 (Jason Cook 9-yard pass from Rob Park)
Gained a first down off a fake punt	Mississippi State, 2016 (Will Gleeson 14-yard run)
Recovered an onside kick	Alabama, 2016 (Van Jefferson)
Shut out an opponent	Presbyterian, 2014 (48-0)
Was shut out	Arkansas, 2014 (30-0)
Played an overtime game	Vanderbilt, 2018 (L, 29-36)
Scored a safety	Vanderbilt, 2017 (Marquis Haynes sack and forced fumble, recovered by Vanderbilt in the end zone)
Scored 2 safeties in the same game	Northern Illinois, 1993 (team)
Gave up a safety	Vanderbilt, 2018
Had no turnovers	Auburn, 2018
Had no penalties	Alabama, 2011
Defeated a nationally ranked team	Mississippi State, 2017 (31-28, #14 CFP; #16 AP; #17 Coaches)
Was ranked in top 25	Week 8, 2016 (#23 AP; #22 Coaches)
Ended the year ranked in top 25	2015 (#10 AP; #9 Coaches)

THE LAST TIME AN OLE MISS PLAYER ...

Rushed 30 times	BenJarvus Green-Ellis vs. Missouri, 2007 (33)
Rushed 25 times	Akeem Judd vs. Georgia Southern, 2016 (26)
Rushed for 250 yards	Dexter McCluster vs. Tennessee, 2009 (282)
Rushed for 200 yards	Scottie Phillips vs. Texas Tech, 2018 (204)
Rushed for 150 yards	Jordan Ta'amu vs. Arkansas, 2018 (154)
Rushed for 100 yards	Isaiah Woullard vs. Vanderbilt, 2018 (107)
Passed for 400 yards	Jordan Ta'amu vs. Vanderbilt, 2018 (457)
Passed for 300 yards	Jordan Ta'amu vs. Vanderbilt, 2018 (457)
Attempted 50 passes	Jordan Ta'amu vs. Vanderbilt, 2017 (52)
Attempted 40 passes	Jordan Ta'amu vs. Vanderbilt, 2018 (52)
Attempted 30 passes	Jordan Ta'amu vs. Vanderbilt, 2018 (52)
Completed 30 passes	Jordan Ta'amu vs. Vanderbilt, 2018 (32)
Completed 20 passes	Jordan Ta'amu vs. Vanderbilt, 2018 (32)
Passed for 4 or more TDs	Jordan Ta'amu vs. SIU, 2018 (5)
Accounted for 6 or more TDs	Chad Kelly vs. Arkansas, 2015 (6 - 3 passing, 3 rushing)
Threw 3 or more interceptions	Shea Patterson vs. LSU, 2017 (3)
Had 400 yards Total Offense	Jordan Ta'amu vs. Vanderbilt, 2018 (467)
Had 300 yards Total Offense	Jordan Ta'amu vs. Vanderbilt, 2018 (467)
Had 100 yards rushing and passing	Jordan Ta'amu vs. Arkansas, 2018 (154 rushing, 387 passing)
Had 100 yards rushing and receiving	Dexter McCluster vs. Arkansas, 2009 (123 rushing, 137 receiving)
Had 250 All-Purpose Yards	Dexter McCluster vs. Tennessee, 2009 (324)
Had 200 All-Purpose Yards	A.J. Brown vs. Vanderbilt, 2018 (212)
Caught 10 passes	Elijah Moore vs. South Carolina, 2018 (11)
Caught 9 passes	A.J. Brown & DaMarkus Lodge vs. Vanderbilt, 2018 (9)
Had 200 receiving yards	A.J. Brown vs. Vanderbilt, 2018 (212)
Had 100 receiving yards	Vanderbilt, 2018 (A.J. Brown 212, DaMarkus Lodge 117)
Scored 10 points kicking	Luke Logan vs. Vanderbilt, 2018 (17)
Scored 4 touchdowns rushing	Dexter McCluster vs. Tennessee, 2009 (4)
Scored 3 touchdowns rushing	Scottie Phillips vs. South Carolina, 2018 (3)
Scored 2 touchdowns rushing	Scottie Phillips vs. South Carolina, 2018 (3)
Scored 3 touchdowns receiving	Laquon Treadwell vs. Oklahoma State, 2015 (3)
Scored 2 touchdowns receiving	A.J. Brown vs. SIU, 2018 (2)
Scored a touchdown passing and receiving	Laquon Treadwell at Memphis, 2015
Scored a touchdown rushing, passing and receiving	Bo Wallace vs. Auburn, 2012
Intercepted 3 passes	Don Price vs. Vanderbilt, 1986 (3)
Intercepted 2 passes	C.J. Moore vs. California, 2017 (2)
Forced 3 fumbles	Rory Johnson vs. Vanderbilt, 2006 (3)
Recovered 2 fumbles	Kentrell Lockett at Auburn, 2011 (2)
Punted for a 70-yard game average	Bill Smith vs. Southern Miss, 1984 (2-84.5)
Kicked a 45-yard Field Goal	Gary Wunderlich vs. Kentucky, 2017 (49)
Kicked a 50-yard Field Goal	Andrew Ritter vs. Idaho, 2013 (50)
Kicked five field goals in game	Luke Logan vs. Vanderbilt, 2018 (5)
Kicked four field goals in game	Luke Logan vs. Vanderbilt, 2018 (5)
Kicked three field goals in game	Luke Logan vs. Vanderbilt, 2018 (5)
Had 10 tackles in a game	Mohamed Sanogo vs. Vanderbilt, 2018 (12)
Had 15 tackles in a game	Mohamed Sanogo vs. Texas A&M, 2018 (16)

LAST MEETING

OLE MISS 31, MISSISSIPPI STATE 28

Game #12 • Nov. 23, 2017

Attendance: 59,345 • Davis Wade Stadium • Starkville, Miss.

STARKVILLE, Miss. - Moments after the Ole Miss sideline made its way over to the south end zone at Davis Wade Stadium to grab the Golden Egg Trophy after salting away a 31-28 win, Matt Luke found himself in the middle of a scrum of his players so tight it was nearly suffocating.

The game itself was a strange one, with parallels beyond Luke realizing a dream. Brown's return to his hometown of Starkville began in the first 30 seconds of the game. He caught a 58-yard ball from Jordan Ta'amu. It set up a 22-yard Jordan Wilkins run later to set the tone and put Ole Miss up 7-0 less than 40 seconds into the ball game.

Ole Miss picked off Nick Fitzgerald on the next offensive series. The defense, a unit that has endured its fair share of hard lessons this season, forced five turnovers on the night. The bulk of them came at times when Mississippi State was beginning to garner momentum.

Fitzgerald left the game on the next drive after suffering a gruesome ankle injury that took the air out of Davis-Wade Stadium. Fitzgerald gave the crowd a thumbs up after he was carted off of the field as well as a passionate message to his successor, freshman quarterback Keytaon Thompson.

Thompson moved the ball well in spots, but turnovers stifled any sort of rhythm the Bulldog offense tried to find. Mississippi State's defense kept them in the ballgame until about midway through the third quarter. Brown got loose on a deep ball that resulted in a 78-yard touchdown pass that sweetened his trip home. D.K. Metcalf followed that up with a 63-yard score of his own to give the Rebels a 24-6 lead. Mississippi State made a late charge with three touchdowns in the fourth quarter. A Jordan Wilkins 46-yard touchdown run midway through the final quarter ended up being enough for the Rebels to prevent a comeback.

Wilkins, in his final game, became the first 1,000-yard rusher since Dexter McCluster did it in 2010. He had 110 yards on 14 carries and a pair of scores. Brown broke Laquon Treadwell's single-season record for receiving yards, finishing with 1,252 yards on the year. He had six catches for 166 yards and one touchdown.

A senior class who has seen some of the greatest moments and lowest valleys in program history, finished their Ole Miss career with a moment they'll never forget.

Ole Miss	7	3	14	7	—	31
Mississippi State	0	6	0	22	—	28
1st Quarter						V-H
14:21 OM			J. Wilkins 22 yd run (G. Wunderlich kick)			7-0
2nd Quarter						
10:40 OM			G. Wunderlich 33 yd field goal			10-0
6:23 MS			J. Christmann 44 yd field goal			10-3
0:00 MS			J. Christmann 37 yd field goal			10-6
3rd Quarter						
7:13 OM			A. Brown 77 yd pass from J. Ta'amu (G. Wunderlich kick)			17-6
2:15 OM			D. Metcalf 63 yd pass from J. Ta'amu (G. Wunderlich kick)			24-6
4th Quarter						
9:16 MS			D. Thomas 15 yd pass from K. Thompson (J. Christmann kick)			24-13
8:23 OM			J. Wilkins 46 yd run (G. Wunderlich kick)			31-13
4:58 MS			K. Hill 30 yd run (K. Thompson rush)			31-21
1:05 MS			K. Thompson 1 yd run (J. Christmann kick)			31-28

Team Stats	OM	MS	Individual Leaders
First Downs	11	27	Rushing
Rushes-Yards	32-108	62-294	OM: J. Wilkins, 14-110 (2 TD)
Passing Yards	247	207	MS: K. Thompson, 26-121 (TD)
Comp.-Att.-Int.	10-22-1	14-32-2	K. Hill, 13-82 (TD)
Total Plays-Yards	54-355	94-501	Passing
Fumbles	1	3	OM: J. Ta'amu, 10-22-1-247 (2 TD)
Penalties-Yards	13-121	9-88	MS: K. Thompson, 13-27-1-195 (TD)
Punt Returns-Avg.	0-0.0	1-17.0	Receiving
KO Returns-Avg.	0-0	5-20.6	OM: A. Brown, 6-167 (TD)
Interceptions	2	1	D. Lodge, 2-67 (TD)
Possession Time	22:30	37:30	MS: J. Thomas, 4-65
3rd Down Conv.	2-12	7-19	J. Jackson, 2-45
4th Down Conv.	1-1	2-2	

LAST GAME

VANDERBILT 36, OLE MISS 29 (OT)

Nov. 17, 2018

Attendance: 24,866 • Vanderbilt Stadium • Nashville, Tenn.

NASHVILLE, Tenn. — Ole Miss suffered a heartbreaking loss at Vanderbilt, falling 36-29 in overtime Saturday night at Vanderbilt Stadium.

The back-and-forth SEC battle went to overtime when Luke Logan connected on a 32-yard field goal to tie the game at 29 in the final minute, part of a perfect 5-for-5 day for the sophomore kicker. The Commodores struck first in OT, and it looked as though the Rebels had a resounding answer. Jordan Ta'amu found A.J. Brown in the corner of the end zone. Brown made what appeared to be a tremendous grab, but the play, originally called a catch, was overturned.

Ta'amu threw for a career-high 457 yards with two touchdowns and two interceptions, while Isaiah Woullard, starting for the injured Scottie Phillips, hit 100 yards for the first time in his young career, finishing with 107. Brown amassed 212 yards and a score, while DaMarkus Lodge had a tremendous day as well, totaling 117 and a touchdown through the air.

The Rebels jumped out to a 6-0 lead on two field goals from Luke Logan. They extended the lead to 13-0 when Ta'amu and Brown connected on an 84-yd touchdown.

Vanderbilt got back into the game at the end of the first half, kicking a field goal, recording a safety, and then scoring a touchdown to end the half down 13-12.

Vanderbilt struck first in the third quarter, when Vaughn ran it in from the 1-yd line. The Rebels responded with back-to-back field goals, tying the game at 19. Vanderbilt scored at the end of quarter to head to the fourth with a 26-19 advantage.

Ole Miss scored next with a Lodge touchdown, but Vanderbilt responded with a field goal. Logan his a field goal in response to send the game to OT, where Vanderbilt scored first and won the game, 36-29.

Ole Miss	3	10	6	10	0	29
Vanderbilt	0	12	14	3	7	36
1st Quarter						V-H
5:22 OM			L. Logan 32 yd field goal			3-0
2nd Quarter						
12:02 OM			L. Logan 20 yd field goal			6-0
9:41 OM			A. Brown 84 yd pass from J. Ta'amu (L. Logan kick)			13-0
5:44 VU			R. Guay 37 yd field goal			13-3
3:56 VU			TEAM 29 yd safety			13-5
1:02 VU			K. Lipscomb 2 yd pass from K. Shurmur (R. Guay kick)			13-12
3rd Quarter						
11:33 VU			K. Vaughn 1 yd run (R. Guay kick)			13-19
9:00 OM			L. Logan 22 yd field goal			16-19
6:26 OM			L. Logan 35 yd field goal			19-19
0:49 VU			C. Bolar 3 yd pass from K. Shurmur (R. Guay kick)			19-26
4th Quarter						
9:43 OM			D. Lodge 9 yd pass from J. Ta'amu (L. Logan kick)			26-26
5:20 VU			R. Guay 44 yd field goal			26-29
0:40 OM			L. Logan 32 yd field goal			29-29
OT						
15:00 VU			K. Lipscomb 5 yd pass from K. Shurmur (R. Guay kick)			29-36

Team Stats	OM	VU	Individual Leaders
First Downs	28	21	Rushing
Rushes-Yards	30-121	36-196	OM: I. Woullard 16-107
Passing Yards	457	196	VU: T. Williams, 25-127 (TD)
Comp.-Att.-Int.	32-52-2	22-35-1	Passing
Total Plays-Yards	82-578	71-387	OM: J. Ta'amu, 32-52-457 (2 TD)
Fumbles	0	0	VU: K. Mond, 22-34-191 (3 TD)
Penalties-Yards	2-39	5-216	Receiving
Punt Returns-Avg.	0-0.0	2-18.5	OM: A. Brown, 9-212 (TD)
KO Returns-Avg.	0-0	4-25.8	D. Lodge, 9-117 (TD)
Interceptions	0	1	E. Moore, 7-52
Possession Time	22:59	37:01	VU: J. Pinkney, 6-85
3rd Down Conv.	5-15	3-13	K. Lipscomb, 7-69 (2 TD)
4th Down Conv.	0-2	1-2	



2018 OLE MISS REBEL FOOTBALL
Ole Miss Game Results (as of Nov 17, 2018)
All games



Date	Opponent		Score	Overall	Conference	Time	Attend
Sep 01, 2018	vs Texas Tech	W	47-27	1-0	0-0	3:38	40333
Sep 08, 2018	SOUTHERN ILLINOIS	W	76-41	2-0	0-0	3:49	53339
* Sep 15, 2018	#1 ALABAMA	L	7-62	2-1	0-1	3:18	62919
Sep 22, 2018	KENT STATE	W	38-17	3-1	0-1	5:39	50417
* Sep 29, 2018	at #5 LSU	L	16-45	3-2	0-2	3:35	100224
Oct 06, 2018	ULM	W	70-21	4-2	0-2	3:10	52875
* Oct 13, 2018	vs Arkansas	W	37-33	5-2	1-2	3:30	51438
* Oct 20, 2018	AUBURN	L	16-31	5-3	1-3	3:16	56885
* Nov 03, 2018	SOUTH CAROLINA	L	44-48	5-4	1-4	3:49	56798
* Nov 10, 2018	at Texas A&M	L	24-38	5-5	1-5	3:30	102618
* Nov 17, 2018	at Vanderbilt	Lo	29-36	5-6	1-6	4:01	24866



2018 OLE MISS REBEL FOOTBALL
Ole Miss Overall Team Statistics (as of Nov 17, 2018)
All games



Team Statistics	OM	OPP
SCORING	404	399
Points Per Game	36.7	36.3
Points Off Turnovers	47	38
FIRST DOWNS	276	281
Rushing	101	128
Passing	156	124
Penalty	19	29
RUSHING YARDAGE	1932	2352
Yards gained rushing	2187	2626
Yards lost rushing	255	274
Rushing Attempts	390	472
Average Per Rush	5.0	5.0
Average Per Game	175.6	213.8
TDs Rushing	24	21
PASSING YARDAGE	4005	3029
Comp-Att-Int	269-416-7	239-377-7
Average Per Pass	9.6	8.0
Average Per Catch	14.9	12.7
Average Per Game	364.1	275.4
TDs Passing	21	25
TOTAL OFFENSE	5937	5381
Total Plays	806	849
Average Per Play	7.4	6.3
Average Per Game	539.7	489.2
KICK RETURNS: #-Yards	20-428	39-963
PUNT RETURNS: #-Yards	11-36	9-150
INT RETURNS: #-Yards	7-116	7-110
KICK RETURN AVERAGE	21.4	24.7
PUNT RETURN AVERAGE	3.3	16.7
INT RETURN AVERAGE	16.6	15.7
FUMBLES-LOST	9-4	16-8
PENALTIES-Yards	85-778	71-636
Average Per Game	70.7	57.8
PUNTS-Yards	43-1718	38-1576
Average Per Punt	40.0	41.5
Net punt average	34.6	40.5
KICKOFFS-Yards	80-4753	77-4570
Average Per Kick	59.4	59.4
Net kick average	37.4	40.8
TIME OF POSSESSION/Game	27:15	32:45
3RD-DOWN Conversions	55/146	62/155
3rd-Down Pct	38%	40%
4TH-DOWN Conversions	7/14	12/23
4th-Down Pct	50%	52%
SACKS BY-Yards	21-126	28-162
MISC YARDS	0	0
TOUCHDOWNS SCORED	49	49
FIELD GOALS-ATTEMPTS	21-26	18-23
ON-SIDE KICKS	0-2	0-0
RED-ZONE SCORES	(47-53) 89%	(47-58) 81%
RED-ZONE TOUCHDOWNS	(27-53) 51%	(31-58) 53%
PAT-ATTEMPTS	(47-48) 98%	(49-49) 100%
ATTENDANCE	333233	227708
Games/Avg Per Game	6/55539	3/75903
Neutral Site Games		2/45886

Score by Quarters	1st	2nd	3rd	4th	OT	Total
Ole Miss	88	123	92	101	0	404
Opponents	118	118	102	54	7	399



2018 OLE MISS REBEL FOOTBALL
Ole Miss Overall Individual Statistics (as of Nov 17, 2018)
All games



Rushing	gp-gs	att	gain	loss	net	avg	td	lg	avg/g
Scottie Phillips	10-10	149	958	31	927	6.2	12	65	92.7
Jordan Ta'amu	11-11	112	539	173	366	3.3	6	39	33.3
Isaiah Woullard	11-1	73	392	27	365	5.0	4	46	33.2
Tylan Knight	11-0	19	109	2	107	5.6	0	41	9.7
Matt Corral	3-0	7	83	4	79	11.3	2	61	26.3
Eric Swinney	8-0	14	51	6	45	3.2	0	22	5.6
Armani Linton	10-2	6	22	0	22	3.7	0	8	2.2
KeShun Wells	6-0	4	24	3	21	5.2	0	11	3.5
Elijah Moore	11-3	1	6	0	6	6.0	0	6	0.5
Jason Pellerin	11-0	1	3	0	3	3.0	0	3	0.3
TEAM	6-0	4	0	9	-9	-2.2	0	0	-1.5
Total	11	390	2187	255	1932	5.0	24	65	175.6
Opponents	11	472	2626	274	2352	5.0	21	69	213.8

Passing	gp-gs	effic	comp-att-int	pct	yds	td	lg	avg/g
Jordan Ta'amu	11-11	156.73	258-401-7	64.3	3831	19	84	348.3
Matt Corral	3-0	230.11	11-14-0	78.6	174	2	31	58.0
TEAM	6-0	0.00	0-1-0	0.0	0	0	0	0.0
Total	11	158.83	269-416-7	64.7	4005	21	84	364.1
Opponents	11	149.05	239-377-7	63.4	3029	25	79	275.4

Receiving	gp-gs	no.	yds	avg	td	lg	avg/g
A.J. Brown	11-11	81	1259	15.5	6	84	114.5
DaMarkus Lodge	10-10	62	823	13.3	4	51	82.3
Elijah Moore	11-3	35	387	11.1	2	50	35.2
D.K. Metcalf	7-7	26	569	21.9	5	75	81.3
Braylon Sanders	9-2	16	271	16.9	1	55	30.1
Dawson Knox	11-10	12	256	21.3	0	48	23.3
Scottie Phillips	10-10	10	105	10.5	2	38	10.5
Octavious Cooley	11-1	8	172	21.5	1	66	15.6
Isaiah Woullard	11-1	7	54	7.7	0	11	4.9
Floyd Allen	6-0	4	44	11.0	0	14	7.3
Alex Weber	11-0	3	35	11.7	0	31	3.2
Eric Swinney	8-0	3	12	4.0	0	8	1.5
Miles Battle	4-0	2	18	9.0	0	12	4.5
Total	11	269	4005	14.9	21	84	364.1
Opponents	11	239	3029	12.7	25	79	275.4

Punt Returns	no.	yds	avg	td	lg
Elijah Moore	10	34	3.4	0	15
Braylon Sanders	1	2	2.0	0	2
Total	11	36	3.3	0	15
Opponents	9	150	16.7	1	71

Interceptions	no.	yds	avg	td	lg
Ken Webster	2	30	15.0	0	30
Zedrick Woods	2	-2	-1.0	0	0
C.J. Moore	1	0	0.0	0	0
Keidron Smith	1	0	0.0	0	0
Vernon Dasher	1	88	88.0	1	88
Total	7	116	16.6	1	88
Opponents	7	110	15.7	1	40

Kick Returns	no.	yds	avg	td	lg
Elijah Moore	12	222	18.5	0	28
Tylan Knight	3	50	16.7	0	21
Jaylon Jones	2	110	55.0	1	94
D.K. Buford	1	16	16.0	0	16
Floyd Allen	1	10	10.0	0	10
Isaiah Woullard	1	20	20.0	0	20
Total	20	428	21.4	1	94
Opponents	39	963	24.7	1	90

Fumble Returns	no.	yds	avg	td	lg
Zedrick Woods	1	96	96.0	1	96
Kevontae' Ruggs	1	10	10.0	0	10
Victor Evans	1	56	56.0	1	56
Total	3	162	54.0	2	96
Opponents	0	0	0.0	0	0



2018 OLE MISS REBEL FOOTBALL
Ole Miss Overall Individual Statistics (as of Nov 17, 2018)
All games



Scoring	td	fg	PAT				dxd	saf	pts
			kick	rush	rcv	pass			
Luke Logan	-	21-26	45-46	-	-	-	-	-	108
Scottie Phillips	14	-	-	-	-	-	-	-	84
A.J. Brown	6	-	-	-	-	-	-	-	36
Jordan Ta'amu	6	-	-	-	-	0-1	-	-	36
D.K. Metcalf	5	-	-	-	-	-	-	-	30
Isaiah Woullard	4	-	-	-	-	-	-	-	24
DaMarkus Lodge	4	-	-	-	-	-	-	-	24
Elijah Moore	2	-	-	-	-	-	-	-	12
Matt Corral	2	-	-	-	-	-	-	-	12
Braylon Sanders	1	-	-	-	-	-	-	-	6
Octavious Cooley	1	-	-	-	-	-	-	-	6
Vernon Dasher	1	-	-	-	-	-	-	-	6
Victor Evans	1	-	-	-	-	-	-	-	6
Jaylon Jones	1	-	-	-	-	-	-	-	6
Zedrick Woods	1	-	-	-	-	-	-	-	6
Isaac Way	-	-	1-1	-	-	-	-	-	1
Patrick Nasiatka	-	-	1-1	-	-	-	-	-	1
Total	49	21-26	47-48	-	-	0-1	-	-	404
Opponents	49	18-23	49-49	-	-	-	-	1	399

Total Offense	g	plays	rush	pass	total	avg/g
Jordan Ta'amu	11	513	366	3831	4197	381.5
Scottie Phillips	10	149	927	0	927	92.7
Isaiah Woullard	11	73	365	0	365	33.2
Matt Corral	3	21	79	174	253	84.3
Tylan Knight	11	19	107	0	107	9.7
Eric Swinney	8	14	45	0	45	5.6
Armani Linton	10	6	22	0	22	2.2
KeShun Wells	6	4	21	0	21	3.5
Elijah Moore	11	1	6	0	6	0.5
Jason Pellerin	11	1	3	0	3	0.3
TEAM	6	5	-9	0	-9	-1.5
Total	11	806	1932	4005	5937	539.7
Opponents	11	849	2352	3029	5381	489.2

Field Goals	fg	pct.	01-19	20-29	30-39	40-49	50-99	lg	blk
Luke Logan	21-26	80.8	1-1	9-11	10-11	1-3	0-0	40	2

FG Sequence	Ole Miss	Opponents
Texas Tech	(24),(29),(39),(23)	(25),(41)
Southern Illinois	-	(22),(26)
Alabama	-	38,(20),(44)
Kent State	38,(27)	48,(32)
LSU	(30),(17),(40)	53,(26)
ULM	-	-
Arkansas	(36),45,28	(43),(38),(38),(36)
Auburn	40,(36),(37),(35)	47,(28),45
South Carolina	(25),(26),(31)	(20),(23)
Texas A&M	22,(24)	(46)
Vanderbilt	(32),(20),(22),(35),(32)	(37),(44)

Punting	no.	yds	avg	lg	tb	fc	i20	50+	blk
Mac Brown	42	1718	40.9	63	4	14	9	5	0
TEAM	1	0	0.0	0	0	0	0	0	1
Total	43	1718	40.0	63	4	14	9	5	1
Opponents	38	1576	41.5	64	0	14	17	4	0

Kickoffs	no.	yds	avg	tb	ob	retn	net	ydln
Luke Logan	79	4713	59.7	32	1			
Spencer Cole	1	40	40.0	0	0			
Total	80	4753	59.4	32	1	24.7	37.4	27
Opponents	77	4570	59.4	40	1	21.4	40.8	24

Numbers in (parentheses) indicate field goal was made.



2018 OLE MISS REBEL FOOTBALL
Ole Miss Overall Individual Statistics (as of Nov 17, 2018)
All games



All Purpose	g	rush	rcv	pr	kr	ir	total	avg/g
A.J. Brown	11	0	1259	0	0	0	1259	114.5
Scottie Phillips	10	927	105	0	0	0	1032	103.2
DaMarkus Lodg	10	0	823	0	0	0	823	82.3
Elijah Moore	11	6	387	34	222	0	649	59.0
D.K. Metcalf	7	0	569	0	0	0	569	81.3
Isaiah Woullard	11	365	54	0	20	0	439	39.9
Jordan Ta'amu	11	366	0	0	0	0	366	33.3
Braylon Sanders	9	0	271	2	0	0	273	30.3
Dawson Knox	11	0	256	0	0	0	256	23.3
Octavious Coole	11	0	172	0	0	0	172	15.6
Tylan Knight	11	107	0	0	50	0	157	14.3
Jaylon Jones	1	0	0	0	110	0	110	110.0
Vernon Dasher	10	0	0	0	0	88	88	8.8
Matt Corral	3	79	0	0	0	0	79	26.3
Eric Swinney	8	45	12	0	0	0	57	7.1
Floyd Allen	6	0	44	0	10	0	54	9.0
Alex Weber	11	0	35	0	0	0	35	3.2
Ken Webster	9	0	0	0	0	30	30	3.3
Armani Linton	10	22	0	0	0	0	22	2.2
KeShun Wells	6	21	0	0	0	0	21	3.5
Miles Battle	4	0	18	0	0	0	18	4.5
D.K. Buford	11	0	0	0	16	0	16	1.5
Jason Pellerin	11	3	0	0	0	0	3	0.3
Zedrick Woods	11	0	0	0	0	-2	-2	-0.2
TEAM	6	-9	0	0	0	0	-9	-1.5
Total	11	1932	4005	36	428	116	6517	592.5
Opponents	11	2352	3029	150	963	110	6604	600.4



2018 OLE MISS REBEL FOOTBALL
Ole Miss Overall Defensive Statistics (as of Nov 17, 2018)
All games



##	Defensive Leaders	gp-gs	Tackles				Sacks no-yds	Pass defense			Fumbles		blkd	
			ua	a	tot	tfl/yds		int-yds	brup	qbh	rcv-yds	ff	kick	saf
46	Mohamed Sanogo	11-11	52	52	104	6.5-24	1.0-7	.	1	3	.	2	.	.
36	Zedrick Woods	11-11	37	33	70	1.0-8	0.5-6	2--2	3	.	2-96	2	.	.
40	Josiah Coatney	11-10	18	33	51	3.0-5	.	.	1	2
17	Willie Hibbler	11-6	22	24	46	5.5-20	1.0-2	.	3	2	.	1	.	.
97	Qaadir Sheppard	11-9	17	28	45	10.0-31	1.5-8	.	1	7	.	2	.	.
20	Keidron Smith	11-3	27	17	44	1.0-2	.	1-0	3
15	Myles Hartsfield	11-7	28	9	37	1.5-2	.	.	5	.	.	1	.	.
3B	Vernon Dasher	10-8	15	18	33	1.0-8	.	1-88	3
2J	Jalen Julius	10-8	21	11	32	3.5-9	.	.	3	.	.	2	.	.
95	Benito Jones	11-11	16	16	32	9.0-28	3.0-11	.	.	4
1J	Jacquez Jones	11-1	8	23	31	2.0-5	0.5-2	.	.	2	.	1	.	.
2T	Tariqueus Tisdale	11-2	12	18	30	3.0-11	1.0-4	.	.	2
8B	C.J. Miller	9-1	15	14	29	1-0	.	.	.
5B	Ken Webster	9-2	24	3	27	1.0-4	.	2-30	6
90	Ross Donelly	11-0	4	21	25	2.5-7	1.0-5
89	Ryder Anderson	11-1	7	17	24	2.5-14	1.0-9	.	.	3	.	1	.	.
99	Charles Wiley	11-3	7	16	23	6.0-19	2.5-10	.	.	2
4B	Victor Evans	8-2	12	7	19	6.0-30	0.5-3	.	.	2	1-56	.	.	.
21	Javien Hamilton	11-4	13	5	18	1.0-4	.	.	2
38	C.J. Moore	5-5	13	4	17	.	.	1-0	3	.	2-0	.	.	.
12	Austrian Robinson	10-2	4	13	17	1.0-6	1.0-6	.	.	5
27	Kevontae' Ruggs	10-3	5	11	16	0.5-1	.	.	.	1	1-10	.	.	.
28	Tylan Knight	11-0	8	7	15	1.5-1	.	.	.	1
19	Markel Winters	6-4	4	10	14	5.0-35	4.0-32	.	.	2
2B	Montrell Custis	3-3	12	1	13	1.0-1	.	.	4
29	Armani Linton	10-2	8	4	12	1.5-11	1.0-10	.	.	1
43	Detric Bing-Dukes	8-0	3	6	9	1.0-1
31	Jaylon Jones	1-1	7	.	7	.	.	.	1
20	Cam Ordway	3-0	5	1	6
41	Brenden Williams	11-0	1	5	6	1.5-11	1.5-11
30	Zikerrion Baker	8-0	2	3	5
35	Donta Evans	7-0	2	3	5	1.0-1	1-0	.	.	.
33	Jonathan Hess	8-0	2	2	4	0.5-2
87	Michael Howard	10-0	1	2	3
85	Alex Weber	11-0	3	.	3
91	Hal Northern	3-0	1	2	3	1.0-1
5H	KD Hill	2-0	.	2	2
32	Josh Clarke	4-1	1	1	2
47	Ty Rocconi	11-0	1	1	2
24	Eric Swinney	8-0	1	.	1
22	Scottie Phillips	10-10	.	1	1
1C	Octavious Cooley	11-1	.	1	1
25	D.K. Buford	11-0	.	1	1
9	Dawson Knox	11-10	.	1	1
5A	DaMarkus Lodge	10-10	1	.	1
44	James Coley	1-0	.	1	1	0.5-2
45	Amani Johnson	2-0	.	1	1	.	.	.	1
26	Isaiah Woullard	11-1	1	.	1
23	Jakorey Hawkins	4-0	.	1	1
37	Art Mitchell	3-0	1
Total		11	441	450	891	82-304	21-126	7-116	40	40	8-162	12	.	.
Opponents		11	423	339	762	65-250	28-162	7-110	51	34	4-0	7	3	1



2018 OLE MISS REBEL FOOTBALL
Ole Miss Team Game-by-Game (as of Nov 17, 2018)
All games



TEAM STATISTICS

Date	Opponent	Rushing				Receiving				Passing				Kick Returns				Punt Returns				tot off
		no.	yds	td	lg	no.	yds	td	lg	cmp-att-int	yds	td	lg	no.	yds	td	lg	no.	yds	td	lg	
Sep 01	vs Texas Tech	28	210	2	65	22	336	2	58	22-32-0	336	2	58	3	126	1	94	0	0	0	0	546
Sep 08	SOUTHERN ILLINOIS	32	167	4	31	24	479	5	55	24-35-0	479	5	55	4	60	0	21	2	3	0	4	646
Sep 15	ALABAMA	37	115	0	21	7	133	1	75	7-22-2	133	1	75	2	23	0	19	0	0	0	0	248
Sep 22	KENT STATE	37	209	3	41	28	442	2	45	28-38-1	442	2	45	2	46	0	28	0	0	0	0	651
Sep 29	at LSU	31	150	1	24	19	178	0	35	19-38-1	178	0	35	1	20	0	20	1	3	0	3	328
Oct 06	ULM	38	309	5	61	31	517	5	62	31-34-0	517	5	62	1	19	0	19	2	2	0	4	826
Oct 13	vs Arkansas	38	224	3	27	26	387	2	66	26-35-1	387	2	66	3	62	0	26	0	0	0	0	611
Oct 20	AUBURN	39	123	0	18	27	324	1	51	27-47-0	324	1	51	1	17	0	17	1	2	0	2	447
Nov 03	SOUTH CAROLINA	50	237	5	37	31	379	0	46	31-48-0	379	0	46	2	43	0	22	3	13	0	12	616
Nov 10	at Texas A&M	30	67	1	16	22	373	1	51	22-35-0	373	1	51	1	12	0	12	2	13	0	15	440
Nov 17	at Vanderbilt	30	121	0	20	32	457	2	84	32-52-2	457	2	84	0	0	0	0	0	0	0	0	578
Opponents		390	1932	24	65	269	4005	21	84	269-416-7	4005	21	84	20	428	1	94	11	36	0	15	5937
		472	2352	21	69	239	3029	25	79	239-377-7	3029	25	79	39	963	1	90	9	150	1	71	5381

Games: 11 • Avg/rush: 5.0 • Avg/catch: 14.9 • Pass effic: 158.83 • KR avg: 21.4 • PR avg: 3.3 • All purpose avg/game: 592.5 • Total offense avg/gm: 539.7

Date	Opponent	Tackles				Sacks		Fumble		Pass Defense			blkd	PAT Attempts			off		
		ua	a	total	tfl-yds	no-yds	ff	fr-yds		int-yds	qbh	brup	kick	kick	rush	rcv	saf	t/o	pts
Sep 01	vs Texas Tech	51	34	85	8.0-13	0.0-0	0	0-0		0-0	9	6	0	5-5	0	0	0	0	47
Sep 08	SOUTHERN ILLINOIS	51	40	91	3.0-10	1.0-4	2	1-56		2-88	6	8	0	10-11	0	0	0	20	76
Sep 15	ALABAMA	38	38	76	6.0-18	1.0-7	1	1-0		1-0	3	1	0	1-1	0	0	0	0	7
Sep 22	KENT STATE	52	22	74	15.0-76	7.0-43	1	1-0		1-2	5	3	0	5-5	0	0	0	10	38
Sep 29	at LSU	32	64	96	5.0-12	1.0-2	2	2-0		0-0	0	5	0	1-1	0	0	0	3	16
Oct 06	ULM	37	52	89	11.0-61	5.0-41	3	2-10		0-0	6	4	0	10-10	0	0	0	7	70
Oct 13	vs Arkansas	36	34	70	9.0-28	1.0-4	0	0-0		1-0	0	1	0	4-4	0	0	0	0	37
Oct 20	AUBURN	32	48	80	6.0-19	1.0-5	2	0-0		0-0	3	2	0	1-1	0	0	0	0	16
Nov 03	SOUTH CAROLINA	35	40	75	7.0-18	1.0-7	0	0-0		0-0	7	3	0	5-5	0	0	0	0	44
Nov 10	at Texas A&M	34	52	86	6.0-23	1.0-7	1	1-96		1-0	1	2	0	3-3	0	0	0	7	24
Nov 17	at Vanderbilt	43	26	69	6.0-26	2.0-6	0	0-0		1-30	0	5	0	2-2	0	0	0	0	29
Opponents		441	450	891	82.0-304	21.0-126	12	8-162		7-116	40	40	0	47-48	0	0	0	47	404
		423	339	762	65.0-250	28.0-162	7	4-0		7-110	34	51	3	49-49	0	0	1	38	399

Date	Opponent	Punting										Field Goals			Kickoffs				
		no.	yds	avg	long	blkd	tb	fc	50+	i20		md-att	long	blkd	no.	yds	avg	tb	ob
Sep 01	vs Texas Tech	3	92	30.7	40	0	0	1	0	2		4-4	39	0	10	621	62.1	4	0
Sep 08	SOUTHERN ILLINOIS	2	77	38.5	39	0	0	1	0	0		0-0	0	0	12	730	60.8	8	0
Sep 15	ALABAMA	9	365	40.6	48	0	3	3	0	0		0-0	0	0	2	126	63.0	0	0
Sep 22	KENT STATE	4	147	36.8	47	0	1	0	0	1		1-2	27	1	7	441	63.0	4	1
Sep 29	at LSU	6	287	47.8	63	0	0	2	1	1		3-3	40	0	5	299	59.8	2	0
Oct 06	ULM	2	73	36.5	44	0	0	1	0	1		0-0	0	0	11	686	62.4	5	0
Oct 13	vs Arkansas	1	35	35.0	35	0	0	1	0	0		1-3	36	0	7	417	59.6	4	0
Oct 20	AUBURN	4	151	37.8	46	0	0	1	0	2		3-4	37	1	4	213	53.2	1	0
Nov 03	SOUTH CAROLINA	4	173	43.2	50	0	0	2	1	1		3-3	31	0	9	483	53.7	2	0
Nov 10	at Texas A&M	6	279	46.5	59	0	0	2	3	1		1-2	24	0	4	254	63.5	1	0
Nov 17	at Vanderbilt	2	39	19.5	39	1	0	0	0	0		5-5	35	0	9	483	53.7	1	0
Opponents		43	1718	40.0	63	1	4	14	5	9		21-26	40	2	80	4753	59.4	32	1
		38	1576	41.5	64	0	0	14	4	17		18-23	46	0	77	4570	59.4	40	1



2018 OLE MISS REBEL FOOTBALL
Ole Miss Opponent Game-by-Game (as of Nov 17, 2018)
All games



OPPONENT STATISTICS

Date	Opponent	Rushing				Receiving				Passing				Kick Returns				Punt Returns				tot off
		no.	yds	td	lg	no.	yds	td	lg	cmp-att-int	yds	td	lg	no.	yds	td	lg	no.	yds	td	lg	
Sep 01	vs Texas Tech	39	164	2	19	33	322	1	31	33-56-0	322	1	31	6	149	0	49	0	0	0	0	486
Sep 08	SOUTHERN ILLINOIS	45	241	1	32	30	388	4	70	30-48-2	388	4	70	2	23	0	22	0	0	0	0	629
Sep 15	ALABAMA	44	210	3	43	19	306	4	79	19-28-1	306	4	79	2	101	0	74	1	37	0	37	516
Sep 22	KENT STATE	41	148	1	26	25	242	1	49	25-43-1	242	1	49	2	74	0	42	0	0	0	0	390
Sep 29	at LSU	50	281	3	35	18	292	3	65	18-25-0	292	3	65	2	51	0	32	1	5	0	5	573
Oct 06	ULM	38	130	1	21	23	297	1	38	23-38-0	297	1	38	6	126	0	28	1	71	1	71	427
Oct 13	vs Arkansas	48	300	1	69	15	177	2	39	15-22-1	177	2	39	3	35	0	33	0	0	0	0	477
Oct 20	AUBURN	46	269	3	54	13	215	1	62	13-22-0	215	1	62	2	28	0	39	1	4	0	4	484
Nov 03	SOUTH CAROLINA	37	147	3	69	22	363	2	75	22-32-0	363	2	75	7	189	1	90	0	0	0	0	510
Nov 10	at Texas A&M	48	266	2	46	19	236	3	31	19-28-1	236	3	31	3	84	0	36	3	-4	0	0	502
Nov 17	at Vanderbilt	36	196	1	20	22	191	3	39	22-35-1	191	3	39	4	103	0	36	2	37	0	8	387
Ole Miss		472	2352	21	69	239	3029	25	79	239-377-7	3029	25	79	39	963	1	90	9	150	1	71	5381
		390	1932	24	65	269	4005	21	84	269-416-7	4005	21	84	20	428	1	94	11	36	0	15	5937

Games: 11 • Avg/rush: 5.0 • Avg/catch: 12.7 • Pass effic: 149.05 • KR avg: 24.7 • PR avg: 16.7 • All purpose avg/game: 600.4 • Total offense avg/gm: 489.2

		Tackles				Sacks	Fumble		Pass Defense			blkd	PAT Attempts			off		
Date	Opponent	ua	a	total	tfl-yds	no-yds	ff	fr-yds	int-yds	qbh	brup	kick	kick	rush	rcv	saf	t/o	pts
Sep 01	vs Texas Tech	34	24	58	6.0-19	2.0-15	1	1-0	0-0	3	0	0	3-3	0	0	0	0	27
Sep 08	SOUTHERN ILLINOIS	38	24	62	3.0-10	1.0-7	0	0-0	0-0	0	4	0	5-5	0	0	0	0	41
Sep 15	ALABAMA	31	22	53	6.0-21	4.0-16	1	1-0	2-70	4	6	0	8-8	0	0	0	21	62
Sep 22	KENT STATE	42	39	81	6.0-19	2.0-7	0	0-0	1-20	3	3	1	2-2	0	0	0	0	17
Sep 29	at LSU	31	38	69	4.0-12	1.0-5	0	0-0	1-0	4	6	0	6-6	0	0	0	0	45
Oct 06	ULM	43	30	73	4.0-12	1.0-4	0	0-0	0-0	0	2	0	3-3	0	0	0	0	21
Oct 13	vs Arkansas	43	16	59	6.0-20	2.0-8	1	0-0	1-0	0	4	0	3-3	0	0	0	7	33
Oct 20	AUBURN	42	36	78	7.0-37	6.0-36	0	0-0	0-0	5	7	1	4-4	0	0	0	0	31
Nov 03	SOUTH CAROLINA	38	68	106	10.0-31	3.0-17	0	1-0	0-0	5	5	0	6-6	0	0	0	3	48
Nov 10	at Texas A&M	35	24	59	8.0-43	3.0-25	2	1-0	0-0	5	4	0	5-5	0	0	0	7	38
Nov 17	at Vanderbilt	46	18	64	5.0-26	3.0-22	2	0-0	2-20	5	10	1	4-4	0	0	1	0	36
		423	339	762	65.0-250	28.0-162	7	4-0	7-110	34	51	3	49-49	0	0	1	38	399
Ole Miss		441	450	891	82.0-304	21.0-126	12	8-162	7-116	40	40	0	47-48	0	0	0	47	404

Date	Opponent	Punting										Field Goals			Kickoffs				
		no.	yds	avg	long	blkd	tb	fc	50+	i20		md-att	long	blkd	no.	yds	avg	tb	ob
Sep 01	vs Texas Tech	5	172	34.4	47	0	0	1	0	0		2-2	41	0	6	369	61.5	3	0
Sep 08	SOUTHERN ILLINOIS	3	102	34.0	51	0	0	0	1	1		2-2	26	0	8	417	52.1	0	1
Sep 15	ALABAMA	2	74	37.0	39	0	0	2	0	0		2-3	44	0	11	676	61.5	7	0
Sep 22	KENT STATE	5	187	37.4	48	0	0	1	0	3		1-2	32	0	4	253	63.2	2	0
Sep 29	at LSU	1	44	44.0	44	0	0	0	0	0		1-2	26	0	8	505	63.1	7	0
Oct 06	ULM	4	176	44.0	49	0	0	0	0	2		0-0	0	0	4	226	56.5	2	0
Oct 13	vs Arkansas	2	95	47.5	64	0	0	1	1	2		4-4	43	0	8	448	56.0	3	0
Oct 20	AUBURN	3	134	44.7	47	0	0	1	0	2		1-3	28	0	6	363	60.5	4	0
Nov 03	SOUTH CAROLINA	4	185	46.2	57	0	0	1	1	1		2-2	23	0	9	528	58.7	5	0
Nov 10	at Texas A&M	4	191	47.8	63	0	0	2	1	2		1-1	46	0	7	445	63.6	3	0
Nov 17	at Vanderbilt	5	216	43.2	49	0	0	5	0	4		2-2	44	0	6	340	56.7	4	0
Ole Miss		38	1576	41.5	64	0	0	14	4	17		18-23	46	0	77	4570	59.4	40	1
		43	1718	40.0	63	1	4	14	5	9		21-26	40	2	80	4753	59.4	32	1

2018 OLE MISS REBEL FOOTBALL
Ole Miss Games Played (as of Nov 17, 2018)
All games

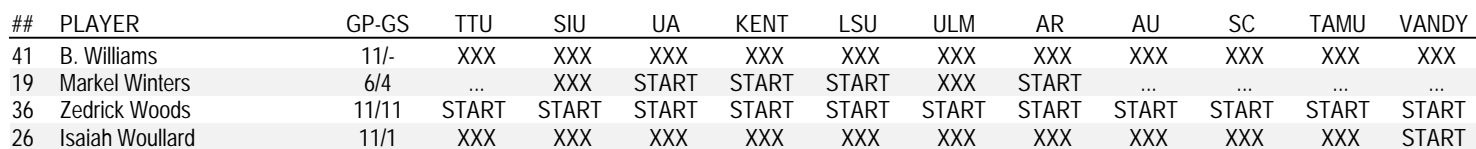
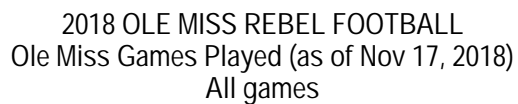
[illegible]



2018 OLE MISS REBEL FOOTBALL
Ole Miss Games Played (as of Nov 17, 2018)
All games



##	PLAYER	GP-GS	TTU	SIU	UA	KENT	LSU	ULM	AR	AU	SC	TAMU	VANDY
31	Jaylon Jones	1/1	START
2J	Jalen Julius	10/8	XXX	XXX	START	START	START	START	START	START	START	START	...
4A	Tylan Knight	11/-	XXX	XXX	XXX	XXX	XXX	XXX	XXX	XXX	XXX	XXX	XXX
9	Dawson Knox	11/10	START	START	START	START	START	START	START	START	START	START	XXX
1K	Luke Knox	1/-	...	XXX
29	Armani Linton	10/2	XXX	XXX	XXX	XXX	XXX	XXX	START	START	...	XXX	XXX
74	Greg Little	11/11	START	START	START	START	START	START	START	START	START	START	START
5A	DaMarkus Lodge	10/10	START	...	START	START	START	START	START	START	START	START	START
92	Luke Logan	11/-	XXX	XXX	XXX	XXX	XXX	XXX	XXX	XXX	XXX	XXX	XXX
71	Bryce Mathews	5/-	XXX	XXX	XXX	XXX	...	XXX
14	D.K. Metcalf	7/7	START	START	START	START	START	START	START
8B	C.J. Miller	9/1	XXX	XXX	XXX	XXX	XXX	START	XXX	XXX	XXX
37	Art Mitchell	3/-	...	XXX	XXX	XXX	...
38	C.J. Moore	5/5	START	START	START	START	START
8A	Elijah Moore	11/3	XXX	XXX	XXX	XXX	XXX	XXX	XXX	XXX	START	START	START
9N	P. Nasiatka	1/-	...	XXX
72	Royce Newman	11/-	XXX	XXX	XXX	XXX	XXX	XXX	XXX	XXX	XXX	XXX	XXX
91	Hal Northern	3/-	XXX	XXX	...	XXX
28	Cam Ordway	3/-	...	XXX	XXX	XXX
79	Javon Patterson	11/11	START	START	START	START	START	START	START	START	START	START	START
7	Jason Pellerin	11/-	XXX	XXX	XXX	XXX	XXX	XXX	XXX	XXX	XXX	XXX	XXX
22	S. Phillips	10/10	START	START	START	START	START	START	START	START	START	START	...
59	Samuel Plash	1/-	XXX
88	Jack Propst	11/-	XXX	XXX	XXX	XXX	XXX	XXX	XXX	XXX	XXX	XXX	XXX
50	Sean Rawlings	11/11	START	START	START	START	START	START	START	START	START	START	START
1R	Grant Restmeyer	1/-	XXX
80	Josh Ricketts	1/-	XXX
12	A. Robinson	10/2	START	XXX	XXX	START	XXX	XXX	XXX	...	XXX	XXX	XXX
47	Ty Rocconi	11/-	XXX	XXX	XXX	XXX	XXX	XXX	XXX	XXX	XXX	XXX	XXX
27	Kevontae' Ruggs	10/3	START	...	START	XXX	START	XXX	XXX	XXX	XXX	XXX	XXX
13	Braylon Sanders	9/2	XXX	START	XXX	XXX	XXX	XXX	XXX	START	XXX
46	Mohamed Sanogo	11/11	START	START	START	START	START	START	START	START	START	START	START
97	Qaadir Sheppard	11/9	START	START	XXX	XXX	START	START	START	START	START	START	START
70	Jordan Sims	11/-	XXX	XXX	XXX	XXX	XXX	XXX	XXX	XXX	XXX	XXX	XXX
20	Keidron Smith	11/3	XXX	XXX	XXX	XXX	XXX	XXX	XXX	XXX	START	START	START
98	Lawson Stockett	1/-	XXX
53	KC Swaim	1/-	XXX
24	Eric Swinney	8/-	XXX	XXX	XXX	XXX	XXX	XXX	XXX	XXX
10	Jordan Ta'amu	11/11	START	START	START	START	START	START	START	START	START	START	START
58	Mike Taylor	1/-	...	XXX
2T	T. Tisdale	11/2	XXX	START	XXX	XXX	XXX	START	XXX	XXX	XXX	XXX	XXX
68	Chandler Tuitt	3/-	...	XXX	XXX	XXX
9W	Isaac Way	1/-	...	XXX
85	Alex Weber	11/-	XXX	XXX	XXX	XXX	XXX	XXX	XXX	XXX	XXX	XXX	XXX
5B	Ken Webster	9/2	XXX	START	XXX	XXX	XXX	XXX	XXX	XXX	START
2W	KeShun Wells	6/-	XXX	XXX	XXX	XXX	XXX	XXX
6B	Kam White	2/-	XXX	XXX
99	Charles Wiley	11/3	XXX	XXX	XXX	XXX	XXX	XXX	XXX	START	START	START	XXX



INDIVIDUAL GAME-BY-GAME RUSHING

No.	Player	Att-Yds-TD	TTU	SIU	ALA	KSU	LSU	ULM	ARK	AUB	USC	TAMU	VU	MSU
22	Phillips	149-927-12	16-204-2	15-110-2	12-44-0	19-112-1	16-96-1	12-74-2	18-86-1	17-59-0	21-141-3	3-4-0	DNP	
10	Ta'amu	112-366-6	6-7-0	2-(-2)-0	8-19-0	6-0-1	8-25-0	6-63-2	17-141-1	19-43-0	21-66-1	9-(-6)-1	10-10-0	
26	Woullard	73-365-4	4-(2)-0	7-23-1	7-29-0	4-16-1	6-22-0	2-54-0	2-(-1)-1	3-21-0	6-28-1	16-64-0	16-107-0	
28	Knight	19-107-0	1-(-1)-0	4-26-0	8-20-0	6-62-0	0-0-0	0-0-0	0-0-0	0-0-0	0-0-0	0-0-0	0-0-0	
2	Corral	7-79-2	DNP	1-1-1	DNP	DNP	DNP	6-78-1	DNP	DNP	0-0-0	DNP	DNP	
24	Swinney	14-45-0	DNP	DNP	DNP	2-19-0	0-0-0	8-19-0	0-0-0	0-0-0	0-0-0	1-2-0	3-5-0	
29	Linton	6-22-0	0-0-0	3-12-0	2-3-0	0-0-0	1-7-0	0-0-0	0-0-0	0-0-0	DNP	0-0-0	0-0-0	
21	Wells	4-21-0	DNP	DNP	DNP	DNP	DNP	4-21-0	DNP	DNP	DNP	DNP	0-0-0	
8	Moore	1-6-0	0-0-0	0-0-0	0-0-0	0-0-0	0-0-0	0-0-0	0-0-0	0-0-0	1-6-0	0-0-0	0-0-0	
7	Pellerin	1-3-0	0-0-0	0-0-0	0-0-0	0-0-0	0-0-0	0-0-0	0-0-0	0-0-0	0-0-0	1-3-0	0-0-0	
Total		390-1932-24	28-210-2	32-167-4	37-115-0	37-209-3	31-150-1	38-309-5	38-224-3	39-123-0	50-237-5	30-67-1	30-121-0	
Opponents		472-2352-21	39-179-2	45-247-1	44-210-3	41-148-1	50-281-3	38-130-1	48-299-1	46-269-3	37-147-3	48-266-2	36-196-1	

INDIVIDUAL GAME-BY-GAME PASSING

No.	Player	Comp-Att-Int Yds-TD	TTU	SIU	ALA	KSU	LSU	ULM	ARK	AUB	USC	TAMU	VU	MSU
10	Ta'amu	258-401-7 3,831-19	22-32-0 336-2	23-33-0 448-5	7-22-2 133-1	28-38-1 442-2	19-38-1 178-0	21-24-0 374-3	26-35-1 387-2	27-46-0 324-1	31-48-0 379-0	22-35-0 373-1	32-52-2 457-2	
2	Corral	11-14-0 174-2	DNP	1-2-0 31-0	DNP	DNP	DNP	10-10-0 143-2	DNP	DNP	0-2-0 0-0	DNP	DNP	
Total		269-416-7 4,005-21	22-32-0 336-2	24-35-0 479-5	7-22-2 133-1	28-38-1 442-2	19-38-1 178-0	31-34-0 517-5	26-35-1 387-2	24-47-0 324-1	31-48-0 379-0	22-35-0 373-1	32-52-2 457-2	
Opponents		239-377-7 3,029-25	33-56-0 322-1	30-48-2 388-4	19-28-1 306-4	25-43-1 242-1	18-25-0 292-3	23-38-0 297-1	15-22-1 177-2	13-22-0 215-1	22-32-0 363-2	19-28-1 236-3	22-35-1 191-3	

INDIVIDUAL GAME-BY-GAME RECEIVING

No.	Player	No-Yds-TD	TTU	SIU	ALA	KSU	LSU	ULM	ARK	AUB	USC	TAMU	VU	MSU
1	Brown	81-1,259-6	7-93-1	8-158-2	4-34-0	7-96-0	9-72-0	9-133-1	6-64-0	10-155-1	6-115-0	6-127-0	9-212-1	
5	Lodge	62-823-5	6-86-0	DNP	1-7-0	6-81-0	3-23-0	9-179-1	10-80-1	5-84-0	7-34-0	6-122-1	9-117-1	
8	Moore	35-387-2	0-0-0	1-50-1	0-0-0	4-30-0	2-18-0	4-59-1	0-0-0	1-9-0	11-129-0	5-40-0	7-52-0	
14	Metcalf	26-569-5	4-81-1	7-93-1	2-92-1	5-102-1	3-37-0	4-115-1	1-49-0	DNP	DNP	DNP	DNP	
13	Sanders	16-271-1	4-60-0	4-133-1	0-0-0	0-0-0	1-19-0	0-0-0	3-35-0	3-18-0	1-6-0	DNP	DNP	
9	Knox	12-256-0	1-6-0	0-0-0	0-0-0	2-79-0	1-9-0	1-7-0	2-65-0	2-11-0	2-43-0	0-0-0	1-36-0	
22	Phillips	10-105-2	0-0-0	2-4-0	0-0-0	2-44-1	0-0-0	1-11-1	1-(-2)-0	2-20-0	2-28-0	0-0-0	DNP	
15	Cooley	8-172-1	0-0-0	0-0-0	0-0-0	0-0-0	0-0-0	0-0-0	2-85-1	1-8-0	1-15-0	3-66-0	1-(-2)-0	
26	Woullard	7-54-0	0-0-0	0-0-0	0-0-0	1-6-0	0-0-0	0-0-0	1-11-0	2-13-0	0-0-0	1-10-0	2-14-0	
11	Allen	4-44-0	0-0-0	1-10-0	DNP	DNP	DNP	DNP	DNP	0-0-0	1-9-0	0-0-0	2-25-0	
85	Weber	3-35-0	0-0-0	1-31-0	0-0-0	1-4-0	0-0-0	1-0-0	0-0-0	0-0-0	0-0-0	0-0-0	0-0-0	
24	Swinney	3-12-0	DNP	DNP	DNP	0-0-0	0-0-0	1-1-0	0-0-0	0-0-0	0-0-0	1-8-0	1-3-0	
6	Battle	2-18-0	DNP	0-0-0	DNP	DNP	DNP	1-12-0	DNP	1-6-0	DNP	0-0-0	DNP	
Total		269-4005-21	22-336-2	24-479-5	7-133-1	28-442-2	19-178-0	31-517-5	26-387-2	27-324-1	31-379-0	22-373-1	32-457-2	
Opponents		239-3029-25	33-322-1	30-388-4	19-306-4	25-242-1	18-292-3	23-297-1	15-177-2	13-215-1	22-363-2	19-236-3	22-191-3	

INDIVIDUAL GAME-BY-GAME PUNT RETURNS

No.	Player	No-Yds-Lg	TTU	SIU	ALA	KSU	LSU	ULM	ARK	AUB	USC	TAMU	VU	MSU
8	Moore	10-34-15	0-0-0	2-3-4	0-0-0	0-0-0	1-3-3	2-2-4	0-0-0	0-0-0	3-13-12	2-13-15	0-0-0	
13	Sanders	1-2-2	0-0-0	0-0-0	0-0-0	0-0-0	0-0-0	0-0-0	0-0-0	1-2-2	0-0-0	0-0-0	DNP	
Total		11-36-15	0-0-0	2-3-4	0-0-0	0-0-0	1-3-3	2-2-4	0-0-0	1-2-2	3-13-12	2-13-14	0-0-0	
Opponents		9-150-1	0-0-0	0-0-0	1-37-0	0-0-0	1-5-5	1-71-71	0-0-0	1-4-4	0-0-0	3-(-4)-1	2-37-8	

INDIVIDUAL GAME-BY-GAME KICKOFF RETURNS

No.	Player	No-Yds-Lg	TTU	SIU	ALA	KSU	LSU	ULM	ARK	AUB	USC	TAMU	VU	MSU
8	Moore	12-222-28	0-0-0	0-0-0	2-23-19	2-46-28	1-20-20	1-19-19	2-42-26	1-17-17	2-43-22	1-12-12	0-0-0	
28	Knight	3-50-21	0-0-0	3-50-21	0-0-0	0-0-0	0-0-0	0-0-0	0-0-0	0-0-0	0-0-0	0-0-0	0-0-0	
31	Jones	2-110-94	2-110-94	DNP	DNP	DNP	DNP	DNP	DNP	DNP	DNP	DNP	DNP	
26	Woullard	1-20-20	0-0-0	0-0-0	0-0-0	0-0-0	0-0-0	0-0-0	1-20-20	0-0-0	0-0-0	0-0-0	0-0-0	
25	Buford	1-16-16	1-16-16	0-0-0	0-0-0	0-0-0	0-0-0	0-0-0	0-0-0	0-0-0	0-0-0	0-0-0	0-0-0	
11	Allen	1-10-10	0-0-0	1-10-10	DNP	DNP	DNP	DNP	DNP	0-0-0	0-0-0	0-0-0	0-0-0	
Total		20-428-94	3-126-94	4-60-21	2-23-19	2-46-28	1-20-20	1-19-19	3-62-26	1-17-17	2-43-22	1-12-12	0-0-0	
Opponents		39-963-90	6-149-49	2-23-22	2-101-74	2-74-42	2-51-32	6-126-28	3-35-33	2-28-39	7-189-90	3-84-36	4-103-36	

UT-AT-TT														
No.	Player	TFL/Sack	TTU	SIU	ALA	KSU	LSU	ULM	ARK	AUB	USC	TAMU	VU	MSU
46	Sanogo	52-52-104 6.5/1.0	3-2-5 1.0/0.0	7-4-11 0.0/0.0	3-1-4 0.0/0.0	6-1-7 0.0/0.0	4-8-12 0.0/0.0	1-4-5 1.0/0.0	4-1-5 0.0/0.0	4-12-16 0.5/0.0	5-6-11 1.0/1.0	8-8-16 1.0/0.0	7-5-12 2.0/0.0	
36	Woods	37-33-70 1.0/0.5	7-2-9 0.0/0.0	4-1-5 0.0/0.0	4-2-6 0.0/0.0	5-2-7 0.0/0.0	1-5-6 0.0/0.0	1-3-4 1.0/0.5	3-5-8 0.0/0.0	4-5-9 0.0/0.0	6-2-8 0.0/0.0	1-5-6 0.0/0.0	1-1-2 0.0/0.0	
40	Coatney	18-33-51 3.0/0.0	1-4-5 1.5/0.0	1-5-6 0.0/0.0	3-1-4 0.0/0.0	4-0-4 1.0/0.0	1-8-9 0.5/0.0	1-1-2 0.0/0.0	0-3-3 0.0/0.0	0-2-2 0.0/0.0	2-2-4 0.0/0.0	4-5-9 0.0/0.0	1-2-3 0.0/0.0	
17	Hibbler	22-24-46 5.5/1.0	0-1-1 0.0/0.0	2-3-5 0.0/0.0	1-2-3 0.0/0.0	2-0-2 1.0/0.0	2-4-6 1.5/1.0	1-1-2 0.0/0.0	4-1-5 1.0/0.0	3-3-6 0.0/0.0	1-2-3 0.0/0.0	4-3-7 2.0/0.0	2-4-6 0.0/0.0	
97	Sheppard	17-28-45 10.0/1.5	4-1-5 1.5/0.0	1-2-3 0.0/0.0	1-1-2 0.0/0.0	1-2-3 1.0/0.5	1-5-6 0.0/0.0	1-1-2 1.5/1.0	1-4-5 1.0/0.0	3-3-6 0.5/0.0	2-4-6 1.0/0.5	0-4-4 0.5/0.0	2-1-3 1.0/0.0	
20	Smith	27-17-44 1.0/0.0	0-1-1 0.0/0.0	3-0-3 0.0/0.0	5-2-7 0.0/0.0	3-2-5 0.5/0.0	2-3-5 0.0/0.0	4-3-7 0.0/0.0	1-0-1 0.0/0.0	2-3-5 0.0/0.0	1-0-1 0.0/0.0	2-2-4 0.0/0.0	4-1-5 0.0/0.0	
15	Hartsfield	28-9-37 1.5/0.0	1-1-2 0.5/0.0	3-1-4 0.0/0.0	1-0-1 0.0/0.0	2-1-3 0.0/0.0	5-1-6 0.0/0.0	5-1-6 0.0/0.0	1-2-3 0.0/0.0	0-0-0 0.0/0.0	5-0-5 1.0/0.0	2-1-3 0.0/0.0	3-1-4 0.0/0.0	
3	Dasher	15-18-33 1.0/0.0	3-2-4 0.0/0.0	4-1-5 0.0/0.0	0-0-0 0.0/0.0	0-0-0 0.0/0.0	0-2-2 0.0/0.0	0-1-1 0.0/0.0	0-0-0 0.0/0.0	4-4-8 0.0/0.0	1-3-4 0.0/0.0	0-3-3 0.0/0.0	3-2-5 1.0/0.0	
26	Julius	21-11-32 3.5/0.0	2-0-2 0.0/0.0	2-1-3 0.0/0.0	1-2-3 0.5/0.0	3-0-3 0.0/0.0	2-3-5 0.5/0.0	0-2-2 0.5/0.0	0-2-2 0.0/0.0	4-0-4 1.0/0.0	3-1-4 0.0/0.0	4-0-4 1.0/0.0	DNP	
95	Benito Jones	16-16-32 9.0/3.0	2-1-3 0.5/0.0	1-3-4 0.0/0.0	3-0-3 2.0/0.0	0-0-0 0.0/0.0	0-1-1 0.0/0.0	1-0-1 0.0/0.0	2-2-4 1.5/0.0	1-2-3 1.0/1.0	1-3-4 1.5/0.0	0-2-2 0.5/0.0	5-2-7 2.0/2.0	
10	Jacquez Jones	8-23-31 2.0/0.5	1-3-4 0.0/0.0	1-3-4 0.5/0.5	2-7-9 0.5/0.0	0-1-1 0.5/0.0	1-1-2 0.0/0.0	0-2-2 0.0/0.0	2-3-5 0.5/0.0	1-1-2 0.0/0.0	0-0-0 0.0/0.0	0-0-0 0.0/0.0	0-2-2 0.0/0.0	
22	Tisdale	12-18-30 3.0/1.0	1-2-3 0.5/0.0	0-2-2 0.0/0.0	2-1-3 0.0/0.0	0-1-1 0.0/0.0	1-1-2 0.0/0.0	3-3-6 1.5/0.0	3-2-5 1.0/1.0	0-2-2 0.0/0.0	0-2-2 0.0/0.0	1-2-3 0.0/0.0	1-0-1 0.0/0.0	
8	Miller	15-14-29 0.0/0.0	0-1-1 0.0/0.0	2-1-3 0.0/0.0	1-2-3 0.0/0.0	2-1-3 0.0/0.0	3-4-7 0.0/0.0	1-0-1 0.0/0.0	DNP	DNP	2-4-6 0.0/0.0	3-1-4 0.0/0.0	1-0-1 0.0/0.0	
5	Webster	24-3-27 1.0/0.0	2-0-2 0.0/0.0	3-0-3 0.0/0.0	DNP	DNP	2-0-2 0.0/0.0	2-0-2 0.0/0.0	5-1-6 0.0/0.0	3-0-3 1.0/0.0	2-0-2 0.0/0.0	2-1-3 0.0/0.0	3-1-4 0.0/0.0	
90	Donelly	4-21-25 2.5/1.0	0-2-2 0.5/0.0	1-2-3 0.5/0.5	0-0-2 0.0/0.0	0-0-0 0.0/0.0	0-4-4 0.0/0.0	1-3-5 0.5/0.5	2-2-4 1.0/0.0	0-2-2 0.0/0.0	0-1-1 0.0/0.0	0-3-3 0.0/0.0	0-0-0 0.0/0.0	
89	Anderson	7-17-24 2.5/1.0	0-1-1 0.0/0.0	4-1-5 0.0/0.0	0-2-2 0.5/0.0	2-2-4 1.0/0.0	0-1-1 0.0/0.0	0-4-4 1.0/1.0	0-0-0 0.0/0.0	0-3-3 0.0/0.0	0-2-2 0.0/0.0	0-1-1 0.0/0.0	1-2-3 0.0/0.	

TEAM GAME-BY-GAME STATISTICS

Total Offense		TTU	SIU	ALA	KSU	LSU	ULM	ARK	AUB	USC	TAMU	VU	MSU
Yards	UM	546	646	248	651	328	826	611	447	616	440	578	
	Opp	486	629	516	390	573	427	476	484	510	502	387	
Total Plays	UM	60	67	59	75	69	72	73	86	98	65	82	
	Opp	95	93	72	84	75	76	70	68	69	76	71	
Avg/Play	UM	9.1	9.6	4.2	8.7	4.8	11.5	8.4	5.2	6.3	6.8	7.0	
	Opp	5.1	6.8	7.2	4.6	7.6	5.6	6.8	7.1	7.4	6.6	5.5	
Rushing Yards	UM	210	167	115	209	150	309	224	123	237	67	121	
	Opp	164	241	210	148	281	130	299	269	147	266	196	
Carries	UM	28	32	37	37	31	38	38	39	50	30	30	
	Opp	39	45	44	41	50	38	48	46	37	48	36	
TDs	UM	2	4	0	3	1	5	3	0	5	1	0	
	Opp	2	1	3	1	3	1	1	3	3	2	1	
Passing Yards	UM	336	479	133	442	178	517	387	324	379	373	457	
	Opp	322	388	306	242	292	297	177	215	363	236	191	
Attempts	UM	32	35	22	38	19	34	35	47	48	35	52	
	Opp	56	48	28	43	18	38	22	22	32	28	35	
Completions	UM	22	24	7	28	38	31	26	27	31	22	32	
	Opp	33	30	19	25	25	23	15	13	22	19	22	
Comp. %	UM	66.7%	68.6%	31.8%	73.7%	50.0%	91.1%	74.3%	57.4%	64.6%	62.9%	61.5%	
	Opp	58.9%	62.5%	67.9%	58.1%	72.0%	60.5%	68.2%	59.1%	68.8%	67.9%	62.9%	
TDs	UM	2	5	1	2	0	5	2	1	0	1	2	
	Opp	1	4	4	1	3	1	2	1	2	3	3	
Intercepted	UM	0	0	2	1	1	0	1	0	0	0	2	
	Opp	0	2	1	1	0	0	1	0	0	1	1	
First Downs	UM	22	26	9	26	18	35	32	27	34	19	28	
	Opp	31	29	27	23	33	25	27	20	18	27	21	
Rushing	UM	7	8	5	9	9	12	15	11	14	4	7	
	Opp	10	11	10	11	16	10	17	15	6	12	10	
Passing	UM	12	17	3	16	8	22	15	14	18	13	18	
	Opp	18	15	14	9	10	13	7	5	12	13	8	
Penalty	UM	3	1	1	1	1	1	2	2	2	2	3	
	Opp	3	3	3	3	7	2	3	0	0	2	3	
Time of Possession	UM	23:35	20:36	25:40	32:08	24:43	30:18	24:42	30:11	35:35	22:59	27:49	
	Opp	36:25	37:44	34:20	27:52	35:17	29:42	35:18	29:49	24:25	37:01	32:11	
Third Down	UM	4-13	6-10	4-16	6-13	5-15	6-9	6-10	6-17	6-17	1-11	5-15	
	Opp	8-19	7-17	6-13	5-17	7-12	5-15	2-9	6-14	6-14	7-12	3-13	
Fourth Down	UM	1-1	1-1	0-1	1-1	0-0	1-1	0-0	1-3	2-3	0-1	0-2	
	Opp	0-3	3-4	1-1	3-4	0-0	2-5	1-1	1-2	0-1	0-0	1-2	
Punting	UM	3-92	2-77	9-365	4-147	6-287	2-73	1-35	4-151	4-173	6-279	2-39	
	Opp	5-172	3-102	2-74	5-187	1-44	4-176	2-95	3-134	4-185	4-191	5-216	
Fumbles-Lost	UM	1-1	0-0	1-1	0-0	0-0	0-0	1-0	1-0	1-1	2-0	2-0	
	Opp	0-0	2-1	1-1	1-1	2-2	3-2	1-0	3-0	0-0	3-1	0-0	
Penalties	UM	7-49	9-75	8-67	8-90	17-167	7-73	4-50	6-35	4-35	5-48	10-89	
	Opp	6-80	8-48	8-60	7-55	5-40	2-15	5-65	8-80	5-51	7-59	10-83	
Punt Returns	UM	0-0-0	2-3-0	0-0-0	0-0-0	1-3-0	2-2-0	0-0-0	1-2-0	3-13-0	2-13-0	0-0-0	
	Opp	0-0-0	0-0-0	1-37-0	0-0-0	1-5-0	1-71-1	0-0-0	1-4-0	0-0-0	3-(-4)-0	2-37-0	
Kickoff Returns	UM	3-126-1	4-60-0	2-23-0	2-46-0	1-20-0	1-19-0	3-62-0	1-17-0	2-43-0	1-12-0	0-0-0	
	Opp	6-149-0	2-23-0	2-101-0	2-74-0	2-51-0	6-126-0	3-35-0	2-28-0	7-189-1	3-84-0	4-103-0	
Sacks By-Yards	UM	0-0	1-4	1-7	7-43	1-2	5-41	1-4	1-5	2-12	1-7	2-2	
	Opp	2-15	1-7	4-16	2-7	1-5	1-4	2-8	5-34	3-17	3-25	3-26	

GAME-BY-GAME STARTING LINEUPS

[illegible]

SCORING DRIVES

vs. Texas Tech				
Started at	Plays	Yards	Time	Result
Ole Miss 31	2	69	0:33	TD
Ole Miss 28	14	65	4:42	FG
Ole Miss 40	5	60	1:49	TD
Ole Miss 35	8	53	3:35	FG
Ole Miss 31	8	74	1:20	FG
Ole Miss 25	3	75	0:50	TD
Ole Miss 46	2	54	0:20	TD
Ole Miss 14	8	80	5:02	FG

vs. Southern Illinois				
Started at	Plays	Yards	Time	Result
Ole Miss 35	11	65	3:07	TD
Ole Miss 19	3	81	0:55	TD
Ole Miss 13	4	87	1:04	TD
Ole Miss 25	5	75	1:32	TD
Ole Miss 25	10	75	2:49	TD
Ole Miss 41	2	59	0:24	TD
Ole Miss 25	5	75	1:12	TD
Ole Miss 48	7	52	1:36	TD
Ole Miss 30	10	70	5:51	TD

vs. Alabama				
Started at	Plays	Yards	Time	Result
Ole Miss 25	1	75	0:11	TD

vs. Kent State				
Started at	Plays	Yards	Time	Result
Ole Miss 23	6	77	1:41	TD
Ole Miss 24	5	76	1:35	TD
Ole Miss 29	2	71	0:32	TD
Ole Miss 25	13	65	4:42	FG
Ole Miss 12	7	88	2:40	TD
Kent State 34	5	34	2:19	TD

at LSU				
Started at	Plays	Yards	Time	Result
Ole Miss 35	9	52	2:56	FG
Ole Miss 9	12	90	2:34	FG
Ole Miss 41	13	59	4:31	TD
Ole Miss 25	11	51	3:38	FG

vs. ULM				
Started at	Plays	Yards	Time	Result
Ole Miss 22	6	78	1:35	TD
Ole Miss 39	6	61	2:13	TD
Ole Miss 3	10	97	3:09	TD
Ole Miss 34	5	66	2:00	TD

Ole Miss 28	8	72	2:21	TD
Ole Miss 26	2	74	0:30	TD
Ole Miss 2	6	98	1:03	TD
Ole Miss 25	4	75	1:09	TD
Ole Miss 8	2	92	0:29	TD
Ole Miss 25	11	75	7:21	TD

at Arkansas				
Started at	Plays	Yards	Time	Result
Ole Miss 25	6	56	2:11	FG
Ole Miss 25	9	75	3:08	TD
Ole Miss 23	10	77	2:03	TD
Ole Miss 21	5	79	1:59	TD
Ole Miss 16	10	84	2:54	TD
Ole Miss 3	7	97	1:20	TD

vs. Auburn				
Started at	Plays	Yards	Time	Result
Ole Miss 25	11	56	2:47	FG
Ole Miss 29	8	51	2:22	FG
Ole Miss 25	9	57	3:37	FG
Ole Miss 18	15	82	5:03	TD

vs. South Carolina				
Started at	Plays	Yards	Time	Result
Ole Miss 27	12	65	3:22	FG
Ole Miss 25	11	75	3:52	TD
Ole Miss 11	12	80	3:42	FG
Ole Miss 25	5	75	1:19	TD
Ole Miss 25	9	75	1:51	TD
Ole Miss 25	9	61	3:04	FG
Ole Miss 46	10	54	3:42	TD
South Carolina 37	5	37	2:20	TD

at Texas A&M				
Started at	Plays	Yards	Time	Result
Ole Miss 25	5	75	1:58	TD
Ole Miss 25	7	75	3:02	TD
Ole Miss 25	9	68	2:45	FG

at Vanderbilt				
Started at	Plays	Yards	Time	Result
Ole Miss 11	13	74	4:28	FG
Ole Miss 6	13	91	5:32	FG
Ole Miss 16	1	84	0:13	TD
Ole Miss 25	7	70	2:33	FG
Vanderbilt 26	4	8	1:30	FG
Ole Miss 10	6	90	1:59	TD
Ole Miss 39	11	46	1:01	FG

CHARTING THE BIG PLAYS

— PASSING —						
Player	10-19	20-29	30-39	40-49	50+	Total
Ta'amu	75	21	19	9	11	135
Corral	3	1	3	0	0	7
TOTAL	78	22	22	9	11	142

— RUSHING —						
Player	10-19	20-29	30-39	40-49	50+	Total
Phillips	16	6	3	1	1	27
Ta'amu	12	4	1	0	0	17
Woullard	9	1	0	1	0	11
Knight	1	0	0	1	0	2
Corral	1	0	0	0	1	2
Wells	2	0	0	0	0	2
Swinney	0	1	0	0	0	1
TOTAL	41	12	4	3	2	62

— RECEIVING —						
Player	10-19	20-29	30-39	40-49	50+	Total
Brown	21	11	7	3	2	44
Lodge	24	3	5	1	2	35
Moore	10	6	0	0	1	17
Metcalf	5	1	3	2	4	15
Sanders	5	0	2	1	1	9
Knox	2	0	2	2	0	6
Cooley	2	1	1	0	1	5
Phillips	3	0	1	0	0	4
Allen	3	0	0	0	0	3
Woullard	2	0	0	0	0	2
Weber	0	0	1	0	0	1
Battle	1	0	0	0	0	1
TOTAL	78	22	22	9	11	142

IN THE RED ZONE

When the offense moves the ball inside the opponent's 20-yard line, the offense is considered to be in the "red zone," and in prime scoring position. The following chart shows how the Rebel offense performs inside the "red zone" during the 2018 season:

Game	Chances	TD	FG	TO	Downs	Missed FG	Half
Texas Tech	4	0	4	0	0	0	0
Southern Illinois	5	5	0	0	0	0	0
Alabama	0	0	0	0	0	0	0
Kent State	5	3	1	0	0	1	0
LSU	3	1	2	0	0	0	0
ULM	6	6	0	0	0	0	0
Arkansas	6	4	1	0	0	1	0
Auburn	4	1	3	0	0	0	0
South Carolina	9	5	3	1	0	0	0
Texas A&M	4	1	1	1	0	1	0
Vanderbilt	7	1	5	0	1	0	0
Mississippi State							
Totals	53	27	20	2	1	3	0
Opp. Totals	58	31	16	6	3	1	0

Ole Miss Scoring Percentage: 89 % (47 of 53)
Opponents Scoring Percentage: 81 % (47 of 58)

Ole Miss Points Scored: 222
Opponents Points Scored: 234

GAME ONE

OLE MISS 47, TEXAS TECH 27

Sept. 1, 2018

Attendance: 40,333 • NRG Stadium • Houston, Texas

HOUSTON, Texas - Ole Miss scored early and often in the AdvoCare Texas Kickoff en route to a 47-27 win over Texas Tech to open the season at 1-0.

It took just 33 seconds for the Rebels to reach the end zone to kick start the 2018 season. Jordan Ta'amu found D.K. Metcalf for a 58-yard scoring strike to put the Rebels up 7-0 early.

Texas Tech answered back with a scoring drive of its own, but the tie didn't stand for long. Jaylon Jones returned the ensuing kickoff 94 yards to the house to put the Rebels back ahead for good.

Ole Miss scored on all of its drives in the first quarter. Luke Logan tacked on a 24-yard field goal before running back Scottie Phillips found the end zone for the first time as a Rebel, racing 39 yards on 4th-and-1 to give Ole Miss a 24-7 lead.

The Rebels couldn't quite finish the push to the end zone on two long drives in the second quarter, but they came away with two more field goals by Logan.

The Red Raiders struck first with a field goal early in the second half, but Phillips once again exploded for a big touchdown run. This time, a 65-yard jaunt by the junior college transfer gave Ole Miss a 37-20 advantage. However, TTU answered with a rushing score of its own to cut the lead back to 10.

Ta'amu hit A.J. Brown on a 34-yard touchdown to cap a 0:20 scoring drive and make it a comfortable 44-27 lead.

Late in the fourth, Phillips exploded for another 44-yard run to go over 200 yards for the day, making him the first Rebel to run for 200-plus since Brandon Bolden in 2010. The run set up one final field goal from Logan to make it a 20-point Rebel lead.

Ole Miss	24	6	7	10	—	47
Texas Tech	7	10	10	0	—	27
1st Quarter						V-H
14:27 OM	D.K. Metcalf 58 yd pass from J. Ta'amu (L. Logan kick)					0-7
10:32 TT	D. Ward 15 yd run (C. Hatfield kick)					7-7
10:17 OM	J. Jones 94 yd kickoff return (L. Logan kick)					7-14
4:30 OM	L. Logan 24 yd field goal					7-17
1:08 OM	S. Phillips 39 yd run (L. Logan kick)					7-24
2nd Quarter						
12:17 TT	C. Hatfield 25 yd field goal					10-24
6:41 OM	Luke Logan 29 yd field goal					10-27
1:57 TT	J. High 14 yd pass from A. Bowman (C. Hatfield kick)					17-27
0:37 OM	L. Logan 39 yd field goal					17-30
3rd Quarter						
7:57 TT	C. Hatfield 41 yd field goal					20-30
7:07 OM	S. Phillips 65 yd run (L. Logan kick)					20-37
5:30 TT	D. Ward 9 yd run (C. Hatfield kick)					27-37
4th Quarter						
14:33 OM	A.J. Brown 34 yd pass from J. Ta'amu (L. Logan kick)					27-44
4:09 TT	L. Logan 23 yd field goal					27-47

Team Stats	OM	TT	Individual Leaders
First Downs	22	31	
Rushes-Yards	28-210	39-164	
Passing Yards	336	373	
Comp.-Att.-Int.	22-32-0	33-56-0	
Total Plays-Yards	60-546	90-486	
Fumbles	1	0	
Penalties-Yards	7-49	6-80	
Punt Returns-Avg.	0-0	0-0	
KO Returns-Avg.	3-42	6-24.8	
Interceptions	0	0	
Possession Time	23:35	36:25	
3rd Down Conv.	4-13	8-19	
4th Down Conv.	1-1	0-3	
			Rushing
			OM: S. Phillips 16-204 (2 TD)
			J. Ta'amu, 6-7
			TT: D. Ward, 17-90 (2 TD)
			T. King, 13-31
			Passing
			OM: J. Ta'amu, 22-32-336 (2 TD)
			TT: A. Bowman, 29-49-273 (1 TD)
			Receiving
			OM: D. Lodge, 6-96
			A.J. Brown, 7-93 (TD)
			D.K. Metcalf, 4-81 (TD)
			TT: T. Vasher, 4-66
			A. Wesley, 6-65

GAME TWO

OLE MISS 76, SOUTHERN ILLINOIS 41

Sept. 8, 2018

Attendance: 53,339 • Vaught-Hemmingway • Oxford, Miss.

OXFORD, Miss. - Senior quarterback Jordan Ta'amu surpassed career marks in touchdowns and total yards, while the Landshark D tallied two scores in the second half to power Ole Miss to a 76-41 victory over Southern Illinois on Saturday.

The first half was a back-and-forth showdown between the two hot offenses, with SIU coming out swinging. The Salukis forced a three-and-out on the initial Rebel drive of the game, and proceeded to run down the field and score on a nine-yard pass from Straub to Nigel Kilby less than two minutes into the action. The Salukis ended the half on a wild 70-yard catch-and-run by receiver Raphael Leonard (6 rec., 117 yards, 2 TD), but the Rebel defense started to slow Southern in the third quarter before the eventual fourth-quarter explosion.

At 117 points, both Ole Miss and Southern combined for the most single-game points scored in Rebel history. The Rebels' 76 points and two defensive touchdowns were the most since 2015.

Four Rebels scored their first-career touchdowns, as Elijah Moore (1 rec., 50 yards, 1 TD) and Braylon Sanders (4 rec., 133 yards, 1 TD) got in on the N.W.O. fun for their first-ever Rebel touchdowns. A.J. Brown (8 rec., 158 yards, 2 TD) and D.K. Metcalf (7 rec., 93 yards, 1 TD) didn't relinquish the belt for long, though, as both racked up huge numbers on the receiving end of the career day by Ta'amu.

Southern Illinois	21	17	3	0	—	41
Ole Miss	14	21	14	27	—	76
1st Quarter						V-H
13:04 SIU	N. Kilby 9 yd pass from S. Straub (N. Gualdoni kick)					7-0
9:57 OM	S. Phillips 7 yd run (L. Logan kick)					7-7
6:32 SIU	L. Lenoir 7 yd pass from S. Straub (N. Gualdoni kick)					14-7
5:31 OM	B. Sanders 30 yd pass from J. Ta'amu (L. Logan kick)					14-14
1:01 SIU	S. Straub 2 yd run (N. Gualdoni kick)					21-14
2nd Quarter						
14:52 OM	E. Moore 50 yd pass from J. Ta'amu (L. Logan kick)					21-21
8:12 SIU	N. Gualdoni 22 yd field goal					24-21
6:40 OM	A. Brown 38 yd pass from J. Ta'amu (L. Logan kick)					24-28
4:06 SIU	R. Leonard 9 yd pass from S. Straub (N. Gualdoni kick)					31-28
1:17 OM	S. Phillips 6 yd run (L. Logan kick)					31-35
0:49 SIU	R. Leonard 70 yd pass from S. Straub (N. Gualdoni kick)					38-35
3rd Quarter						
11:22 OM	A. Brown 46 yd pass from J. Ta'amu (L. Logan kick)					38-42
5:00 SIU	N. Gualdoni 26 yd field goal					41-42
3:48 OM	D. Metcalf 5 yd pass from J. Ta'amu (L. Logan kick)					41-49
4th Quarter						
14:42 OM	V. Dasher 88 yd interception (L. Logan kick failed)					41-55
12:00 OM	I. Woullard 2 yd run (I. Way kick)					41-62
9:24 OM	V. Evans 56 yd fumble recovery (L. Logan kick)					41-69
1:42 OM	M. Corral 1 yd run (P. Nasiatka kick)					41-76

Team Stats	SIU	OM	Individual Leaders
First Downs	29	26	
Rushes-Yards	45-241	32-167	
Passing Yards	388	479	
Comp.-Att.-Int.	30-48-2	24-35-0	
Total Plays-Yards	93-629	67-646	
Fumbles	1	0	
Penalties-Yards	8-48	9-75	
Punt Returns-Avg.	0-0	2-1.5	
KO Returns-Avg.	2-11.5	4-15	
Interceptions	0	2	
Possession Time	37:44	20:36	
3rd Down Conv.	7-17	6-10	
4th Down Conv.	3-4	1-1	
			Rushing
			OM: S. Phillips 15-110 (2 TD)
			T. Knight, 4-26
			SIU: D. Davis, 16-123
			S. Straub, 10-36 (TD)
			Passing
			OM: J. Ta'amu, 23-33-448 (5 TD)
			SIU: S. Straub, 29-47-382 (4 TD)
			Receiving
			OM: A.J. Brown, 8-158 (2 TD)
			B. Sanders, 4-133 (TD)
			D.K. Metcalf, 7-93 (TD)
			SIU: R. Leonard, 6-117 (2 TD)
			L. Lenoir, 9-83 (TD)

GAME THREE
#1 ALABAMA 62, #RV OLE MISS 7

Sept. 15, 2018
Attendance: 62,919 • Vaught-Hemingway • Oxford, Miss.

OXFORD, Miss. — It took just one play for Ole Miss to find the end zone against No. 1 Alabama, but the defending national champion Crimson Tide took over from there, delivering the Rebels (2-1, 0-1 SEC) a 62-7 defeat at Vaught-Hemingway Stadium.

Senior quarterback Jordan Ta'amu found D.K. Metcalf (2 rec., 92 yards) for a touchdown to put the Rebels up 7-0 just 11 seconds into the game. Metcalf caught the ball in stride, tiptoed the sideline and electrified the crowd. Alabama (3-0, 1-0 SEC) answered with a 43-yard run by Damien Harris. The Rebels turned the ball over twice in the first quarter to allow Alabama to claim a 28-7 lead after one.

The Rebel defense came through with a key stop early in the second, forcing a 38-yard Alabama field goal try. Crimson Tide kicker Joseph Bulovas (3-of-4 FG) missed it wide left to send the ball back to the Rebel offense. Ole Miss drove past midfield but couldn't convert a fourth down in Tide territory.

Alabama took over on downs, and Josh Jacobs punched in a rushing touchdown on the other end to make it 35-7. After a Rebel punt on the ensuing drive, Alabama's Jaylen Waddle mounted a 37-yard return to set up a touchdown connection between Jalen Hurts (7-of-10, 85 yds, 2 TD, 1 INT) and Jeudy, making it a 42-7 advantage.

The Ole Miss defense held Alabama to just a field goal after a 74-yard kickoff return by Josh Jacobs to open the second half. On the following drive, C.J. Moore picked off a Hurts pass. However, Ta'amu was intercepted shortly thereafter by Xavier McKinney, who returned it 30 yards for an Alabama touchdown.

The Tide tacked on a field goal early in the fourth quarter. However, the Ole Miss offense just couldn't find its footing against the tough Alabama defense.

Alabama	28	21	10	3	—	62
Ole Miss	7	0	0	0	—	7
1st Quarter						V-H
14:49 OM	D.Metcalf 75 yd pass from J. Ta'amu (L. Logan kick)					0-7
13:39 UA	D. Harris 43 yd run (J. Bulovas kick)					7-7
9:51 UA	J. Jeudy 79 yd pass from T. Tagovailoa (J. Bulovas kick)					14-7
5:43 UA	N. Harris 10 yd run (J. Bulovas kick)					21-7
4:40 UA	I. Smith Jr. 12 yd pass from T. Tagovailoa (J. Bulovas kick)					28-7
2nd Quarter						
7:18 UA	J. Jacobs 4 yd run (J. Bulovas kick)					35-7
4:36 UA	J. Jeudy 22 yd pass from J. Hurts (J. Bulovas kick)					42-7
0:55 UA	H. Ruggs III 13 yd pass from J. Hurts (J. Bulovas kick)					49-7
3rd Quarter						
11:49 UA	J. Bulovas 20 yd field goal					52-7
5:04 UA	X. McKinney 30 yd interception (J. Bulovas kick)					59-7
4th Quarter						
12:16 UA	J. Bulovas 44 yd field goal					62-7

Team Stats	UA	OM	Individual Leaders
First Downs	27	9	
Rushes-Yards	44-210	37-115	Rushing
Passing Yards	306	133	OM: S. Phillips 12-48
Comp.-Att.-Int.	19-28-1	7-22-2	J. Ta'Amu, 8-35
Total Plays-Yards	72-516	59-248	UA: D. Harris, 5-62 (TD)
Fumbles	1	1	T. Tagovailoa, 5-47
Penalties-Yards	8-60	8-67	Passing
Punt Returns-Avg.	1-37	0-0.0	OM: J. Ta'amu, 7-22-133 (TD)
KO Returns-Avg.	2-50.5	2-11.5	UA: T. Tagovailoa, 11-15-191 (2 TD)
Interceptions	2	1	Receiving
Possession Time	34:20	25:40	OM: D.K. Metcalf, 2-92 (TD)
3rd Down Conv.	6-13	4-16	A.J. Brown, 4-34
4th Down Conv.	1-1	0-1	UA: J. Jeudy, 3-136 (2 TD)
			I. Smith, 3-42 (TD)

GAME FOUR
OLE MISS 38, KENT STATE 17

Sept. 23, 2018
Attendance: 50,417 • Vaught-Hemingway • Oxford, Miss.

OXFORD, Miss — Ole Miss Football (3-1) returned to the win column Saturday, racking up 651 yards of total offense and tallying seven sacks to down non-conference foe Kent State 38-17 at Vaught-Hemingway Stadium.

The contest went through two weather delays, amassing two hours and 36 minutes, to bring the game duration to five hours and 39 minutes.

"Overall, I'm proud the way they handled the delays," Ole Miss head coach Matt Luke said. "As a coach you are worried that they will lose their focus, but they went in and punched it in. Then were able to get the ball backed and run the time out after the second delay."

Senior quarterback Jordan Ta'amu threw for 442 yards, the fourth-highest total in program history, and added two touchdowns. Running back Scottie Phillips tallied 112 total yards, in addition to his first touchdown reception as a Rebel.

Defensively, Ole Miss notched seven sacks, an interception by Zedrick Woods (7 tackles), and a fumble recovery by C.J. Moore (7 tackles) en route to victory.

Saturday marked the third consecutive game the Rebels secured two turnovers and the third time since 2010 that the Rebels registered seven sacks, three of which came from senior Markel Winters.

"The defense played really well," Luke said. "They had seven sacks. So I'm happy to see them have some success that we can build off of and proud of that."

"We had a lot of mental errors last week, but we tightened down today," Winters said. "Our theme this week was that you have your what and your why. You have your job and you know what you are supposed to do, but there is a reason why you are doing that job."

Ole Miss will play LSU next Saturday in Baton Rouge at 8:15 p.m. CT on ESPN. The Rebels will return to Vaught-Hemingway Stadium for Homecoming against ULM on Saturday, Oct. 6.

Kent State	0	7	10	0	—	17
Ole Miss	7	0	17	14	—	38
1st Quarter						V-H
11:20 OM	S. Phillips 38 yd pass from J. Ta'amu (L. Logan kick)					0-7
2nd Quarter						
12:28 KS	J. Shaw 18 yd pass from K. Price (M. Trickett. kick)					7-7
3rd Quarter						
13:20 OM	S. Phillips 2 yd run (L. Logan kick)					7-14
11:00 KS	M. Trickett 32 yd field goal					10-14
10:18 OM	D. Metcalf 41 yd pass from J. Ta'amu (L. Logan kick)					10-21
6:45 KS	W. Barrett 2 yd run (M. Trickett kick)					17-21
0:03 OM	L. Logan 27 yd field goal					17-24
4th Quarter						
9:55 OM	J. Ta'amu 4 yd run (L. Logan kick)					17-31
7:06 OM	I. Woullard 7 yd run (L. Logan kick)					17-38

Team Stats	KS	OM	Individual Leaders
First Downs	23	26	Rushing
Rushes-Yards	41-148	37-209	OM: S. Phillips 19-117 (TD)
Passing Yards	242	442	T. Knight, 6-62
Comp.-Att.-Int.	25-43-1	28-38-1	KS: B. Woody, 19-96 (TD)
Total Plays-Yards	84-390	75-651	J. Rankin, 15-76
Fumbles	1	0	Passing
Penalties-Yards	7-55	8-90	OM: J. Ta'amu, 28-38-442 (2 TD)
Punt Returns-Avg.	0-0	0-0	KS: W. Barrett, 24-42-224
KO Returns-Avg.	2-37	2-23	Receiving
Interceptions	1	1	OM: D. Metcalf, 5-102 (TD)
Possession Time	27:52	32:08	A. Brown, 7-96
3rd Down Conv.	5-17	6-13	D. Lodge, 6-81
4th Down Conv.	3-4	1-1	KS: M. Carrigan, 6-88
			T. Harrell, 5-55

GAME FIVE

#5 LSU 45, #RV OLE MISS 16

Sept. 29, 2018

Attendance: 100,224 • Tiger Stadium • Baton Rouge, La.

BATON ROUGE, La. — Ole Miss could not pull off the upset on the road at Tiger Stadium Saturday night, falling 45-16 to No. 5 LSU.

The Rebels (3-2, 0-2 SEC) struck first when Luke Logan connected on his first of three field goals on the night, hitting from 30 yards out to put the Rebels ahead 3-0.

LSU (5-0, 2-0 SEC) answered quickly as Joe Burrow (18-for-25, 292 Yds, 3 TD) found Ja'Marr Chase on a 21-yard touchdown pass to put the Tigers head 7-3. The Tigers marched down field once again, using a 4-yard rush by Nick Brossette (72 Yds, 20 ATT, 1 TD) to extend the lead to 14-3.

Clyde Edwards-Helaire (67 Yds, 11 ATT, 1 TD) took his turn on the next Tiger drive. Ole Miss was penalized three times on the LSU possession, which ended in a 3-yard rushing score by Edwards-Helaire, making it 21-3 in favor of the home team. The Rebels went three-and-out once again on their next drive, leading to the fourth-consecutive LSU score.

A long drive at the end of the half set up a 17-yard field goal by Logan, cutting the deficit to 28-6 at halftime.

In the third quarter, the Rebels methodically marched 59 yards downfield for their first touchdown of the night, a one yard run for Phillips.

LSU responded with a touchdown connection between Burrow and Jefferson to stretch the lead to 35-13. Ole Miss answered back with a 51-yard drive that ended in a career-long 40-yard field goal by Logan. On the following drive, LSU got those three points back.

LSU's Burrow added one final touchdown, breaking free on a 35-yard score with 2:56 to go, giving the Tigers a 45-16 victory.

Ole Miss	3	3	7	3	—	16
LSU	14	14	7	10	—	45
1st Quarter						V-H
9:06	OM	Luke Logan 30 yd field goal				3-0
5:59	LSU	J. Chase 21 yd pass from J. Burrow (C. Tracy kick)				3-7
0:57	LSU	N. Brossette 4 yd run (C. Tracy kick)				3-14
2nd Quarter						
8:59	LSU	C. Ed.-Helaire 3 yd run (C. Tracy kick)				3-21
7:41	LSU	J. Jefferson 65 yd pass from J. Burrow (C. Tracy kick)				3-28
0:02	OM	L. Logan 17 yd field goal				6-28
3rd Quarter						
3:45	OM	S. Phillips 1 yd run (L. Logan kick)				13-28
1:48	LSU	J. Jefferson 5 yd pass from J. Burrow (C. Tracy kick)				13-35
4th Quarter						
13:10	OM	L. Logan 40 yd field goal				16-35
8:45	LSU	C. Tracy 26 yd field goal				16-38
2:56	LSU	J. Burrow 35 yd run (C. Tracy kick)				16-45

Team Stats	OM	LSU	Individual Leaders
First Downs	18	33	Rushing OM: S. Phillips 16-98 (TD) J. Ta'amu, 8-32 LSU: J. Burrow, 9-98 (TD) N. Brossette, 20-80 (TD)
Rushes-Yards	31-150	50-281	
Passing Yards	178	292	
Comp.-Att.-Int.	19-38-1	18-25-0	
Total Plays-Yards	69-328	75-573	Passing OM: J. Ta'amu, 19-38-178 LSU: W. Barrett, 18-25-292 (3 TD)
Fumbles	0	2	
Penalties-Yards	17-167	5-40	
Punt Returns-Avg.	1-3	1-5	
KO Returns-Avg.	1-20	2-25.5	Receiving OM: A. Brown, 9-72 D. Metcalf, 3-37 LSU: J. Jefferson, 5-99 (2 TD) T. Marshall Jr, 1-52
Interceptions	0	1	
Possession Time	24:43	35:17	
3rd Down Conv.	5-15	7-12	
4th Down Conv.	0-0	0-0	

GAME SIX

OLE MISS 70, ULM 21

Oct. 6, 2018

Attendance: 52,875 • Vaught-Hemingway • Oxford, Miss.

OXFORD, Miss. — Ole Miss Football (4-2) made a habit of finding the end zone early and often against ULM (2-4) in its 70-21 win on Homecoming Saturday at Vaught-Hemingway Stadium, finishing their non-conference slate with an unblemished record outside of SEC action.

The Rebels recorded a program-best 826 yards (517 passing, 309 rushing) and scored on their first nine drives of the game. DaMarkus Lodge, A.J. Brown and DK Metcalf all hauled in TD receptions, as well as eclipsing the 100-yard receiving mark on the day.

Jordan Ta'amu was 21-of-24 for 374 yards and accounted for five total touchdowns. Ta'amu individually accounting for 437 yards of total offense before sitting out the second half.

Scottie Phillips carried the ball 12 times for 74 yards, securing two TDs on the ground and one through the air. Phillips got the scoring started for Ole Miss with a 2-yard rush on the Rebels' first drive of the game. It was the fourth time this season Ole Miss has scored on its first drive.

Brown, who racked up a total of 133 yards receiving, extended the lead to 14-0 after reeling in a 20-yard pass, finishing the sequence with a nice juke move.

The offense scored a 97-yard drive, capped off by a Jordan Ta'amu one-yard rush up the middle.

After a defensive stop, Ta'amu rushed 39 yards to the end zone to extend the lead to 28-0.

ULM answered with an 11-yard rush, but Ole Miss quickly responded with three more touchdowns to end the half up 49-7.

Matt Corral started at QB for the Rebels in the second half, and completed all 10 of his passes for 143 yards and two touchdowns. He also added 82 rushing yards and a rushing TD.

ULM	0	7	7	7	—	21
OM	21	28	14	7	—	70
1st Quarter						V-H
10:58	OM	S. Phillips 2 yd run (L. Logan kick)				0-7
7:49	OM	A. Brown 20 yd pass from J. Ta'amu (L. Logan kick)				0-14
1:18	OM	J. Ta'amu 1 yd run (L. Logan kick)				0-21
2nd Quarter						
12:13	OM	J. Ta'amu 39 yd run (L. Logan kick)				0-28
9:35	ULM	D. Gore 11 yd run (C. Ford kick)				7-28
7:07	OM	S. Phillips 1 yd run (L. Logan kick)				7-35
1:43	OM	D. Metcalf 62 yd pass from J. Ta'amu (L. Logan kick)				7-42
0:04	OM	D. Lodge 16 yd pass from J. Ta'amu (L. Logan kick)				7-49
3rd Quarter						
13:51	OM	S. Phillips 11 yd pass from M. Corral (L. Logan kick)				7-56
10:04	OM	Matt Corral 61 yd run (Luke Logan kick)				7-63
4:59	ULM	M. Green 71 yd punt return (C. Ford kick)				14-63
4th Quarter						
12:38	OM	E. Moore 24 yd pass from M. Corral (L. Logan kick)				14-70
1:25	ULM	Z. Jackson 8 yd pass from C. Suits (C. Ford kick)				21-70

Team Stats	ULM	OM	Individual Leaders
First Downs	25	35	Rushing OM: M. Corral 6-82 (TD) S. Phillips, 12-76 (2 TD) ULM: C. Evans, 13-68 D. Gore, 10-54 (TD)
Rushes-Yards	38-130	38-309	
Passing Yards	297	517	
Comp.-Att.-Int.	23-38-0	31-34-0	
Total Plays-Yards	76-427	72-826	Passing OM: J. Ta'amu, 21-24-374 (3 TD) M. Corral, 10-10-143 (2 TD) ULM: C. Evans, 18-25-292 (3 TD) C. Suits, 6-10-91 (TD)
Fumbles	2	0	
Penalties-Yards	2-15	7-73	
Punt Returns-Avg.	1-71.0	2-1	
KO Returns-Avg.	6-21	1-19.0	Receiving OM: D. Lodge, 9-179 (TD) A. Brown, 9-133 (TD) D. Metcalf, 4-115 (TD) ULM: R. Turner, 5-112 M. Green, 7-60
Interceptions	0	0	
Possession Time	29:42	30:18	
3rd Down Conv.	5-15	6-9	
4th Down Conv.	2-5	1-1	

GAME SEVEN

OLE MISS 37, ARKANSAS 33

Oct. 13, 2018

Attendance: 51,438 • War Memorial Stadium • Little Rock, Ark.

LITTLE ROCK, Ark. — Down 17 points late in the first half, the Ole Miss football team never quit, fighting back to take the lead with 42 seconds remaining on a Scottie Phillips touchdown run to secure a 37-33 victory over Arkansas.

Quarterback Jordan Ta'amu amassed 528 yards of total offense—387 through the air and 141 on the ground—the second-most in program history behind Archie Manning in the victory. He capped the tremendous day by leading the Rebels on a stunning 97-yard drive in the final minutes of the game.

The Ole Miss defense came through with a key stop late in the contest, forcing an Arkansas punt with just over two minutes to play and the score 33-31. The punt took a Razorback bounce all the way to the 3-yard line. With plenty of green in front of them, the Rebels chased space. Ta'amu hit A.J. Brown on a 20-yard gain early in the drive. Two plays later, Dawson Knox broke free for a 48-yard gain to put the Rebels to within field goal range.

The Rebels didn't stop there. Ta'amu capped his incredible day on the ground with a 15-yard rush down to the Arkansas 14. Phillips did the rest, notching a nine-yard rush before punching in the game-winning score from five yards out. The Landshark Defense signaled the end of the contest when Zedrick Woods intercepted a Cole Kelley pass on the first play of the ensuing drive.

Ole Miss	3	14	7	13	—	37
Arkansas	17	10	6	0	—	33
1st Quarter						V-H
12:49	OM	L. Logan 36 yd field goal				3-0
7:41	AR	C. Limpert 43 yd field goal				3-3
3:24	AR	C. O'Grady 39 yd pass from T. Storey (C. Limpert kick)				3-10
0:31	AR	R. Boyd 69 yd run (C. Limpert kick)				3-17
2nd Quarter						
12:23	OM	J. Ta'amu 18 yd run (L. Logan kick)				10-17
10:50	AR	L. Pettway 39 yd pass from C. Kelley (C. Limpert kick)				10-24
2:36	AR	C. Limpert 38 yd field goal				10-27
0:33	OM	D. Lodge 6 yd pass from J. Ta'amu (L. Logan kick)				17-27
3rd Quarter						
9:28	AR	C. Limpert 38 yd field goal				17-30
7:29	OM	O. Cooley 66 yd pass from J. Ta'amu (L. Logan kick)				24-30
2:33	AR	C. Limpert 36 yd field goal				24-33
4th Quarter						
4:15	OM	I. Woullard 2 yd run (L. Logan kick)				31-33
0:42	OM	S. Phillips 5 yd run (J. Ta'amu pass failed)				37-33

Team Stats	OM	AR	Individual Leaders
First Downs	32	27	Rushing OM: J. Ta'amu 17-154 (TD) S. Phillips, 18-90 (TD) AR: R. Boyd, 7-109 (TD) T. Storey, 9-73
Rushes-Yards	38-224	48-299	
Passing Yards	387	177	
Comp.-Att.-Int.	26-35-1	15-22-1	
Total Plays-Yards	73-611	70-476	Passing OM: J. Ta'amu, 26-35-387 (2 TD) AR: T. Storey, 12-16-122 (TD)
Fumbles	0	0	
Penalties-Yards	4-50	5-65	
Punt Returns-Avg.	0-0	0-0	
KO Returns-Avg.	3-20.7	3-11.5	Receiving OM: O. Cooley, 2-85 (TD) D. Lodge, 10-80 (TD) D. Knox, 2-65 AR: L. Pettway, 3-77 (TD) C. O'Grady, 3-41 (TD)
Interceptions	1	1	
Possession Time	24:42	35:18	
3rd Down Conv.	6-10	2-9	
4th Down Conv.	0-0	1-1	

GAME EIGHT

AUBURN 31, OLE MISS 16

Oct. 20, 2018

Attendance: 56,885 • Vaught-Hemingway Stadium • Oxford, Miss.

OXFORD, Miss. — Ole Miss trailed Auburn by just four points at halftime, but a lopsided third quarter spelled the Rebels' fate in a 31-16 defeat at Vaught-Hemingway Stadium on Saturday.

Ole Miss opened with the ball and quickly moved into Auburn territory on its first drive. Luke Logan lined up for his first field goal attempt of the afternoon, but the 40-yarder was blocked, keeping the Rebels off the board early.

Auburn responded with a touchdown drive, using the legs of running back Ja'Tarvious Whitlow (19 attempts, 170 yards, 1 TD) to drive downfield. Jarrett Stidham (13-of-22, 215 yards, 1 TD) then hit Whitlow for a three-yard touchdown to put Auburn on the scoreboard first.

The Rebels came back as Jordan Ta'amu racked up 30 yards on the ground on the following drive to set up a 36-yard Logan field goal. Ta'amu finished 27-of-46 with 324 yards and a touchdown pass.

The Ole Miss defense came up with consecutive three-and-outs late in the first quarter and held strong early in the second, forcing a 47-yard field goal attempt by Anders Carlson that sailed wide right. The Rebel offense took advantage, cutting the deficit to one at 7-6. Auburn answered with a field goal drive of its own to make the score 10-6, which is where it stood at the half.

Auburn came out of the break and owned the third quarter. The Tigers scored quickly to open the half on a one-yard rush by Malik Miller. The Rebels responded with a 35-yard field goal by Logan. Jalen Julius knocked the ball loose at the 1-yard line on the explosive run, but Auburn's Anthony Schwartz recovered in the end zone to make it a 24-9 game.

The Rebels put together a solid drive in response, but stalled out in Auburn territory as Ta'amu was sacked on fourth down. Two plays later, Stidham hit Seth Williams for a 62-yard gain down to the two-yard line. Miller responded with another touchdown run.

The Rebels got the ball back midway through the fourth quarter where A.J. Brown found the end zone after a 15-play, 82-yard drive.

Auburn	7	3	21	0	—	31
Ole Miss	3	3	3	7	—	16
1st Quarter						V-H
8:36	AU	J. Whitlow 3 yd pass from J. Stidham (A. Carlson kick)				7-0
5:49	OM	L. Logan 36 yd field goal				7-3
2nd Quarter						
9:16	OM	Luke Logan 37 yd field goal				7-6
4:18	AU	A. Carlson 28 yd field goal				10-6
3rd Quarter						
12:07	AU	M. Miller 1 yd run (A. Carlson kick)				17-6
8:30	OM	L. Logan 35 yd field goal				17-9
6:53	AU	A. Schwartz 0 yd fumble recovery (A. Carlson kick)				24-9
3:00	AU	M. Miller 2 yd run (A. Carlson kick)				31-9
4th Quarter						
2:24	OM	A. Brown 12 yd pass from J. Ta'amau (L. Logan kick)				31-16

Team Stats	AU	OM	Individual Leaders
First Downs	20	27	Rushing OM: J. Ta'amu 19-79 S. Phillips, 17-60 AU: J. Whitlow, 17-179 S. Shivers, 10-47
Rushes-Yards	46-269	39-123	
Passing Yards	215	324	
Comp.-Att.-Int.	13-22-0	27-47-0	
Total Plays-Yards	68-484	86-447	Passing OM: J. Ta'amu, 27-46-324 (TD) AU: J. Stidham, 13-22-215 (TD)
Fumbles	0	0	
Penalties-Yards	8-80	6-35	
Punt Returns-Avg.	1-4.0	1-2.0	
KO Returns-Avg.	2-14.0	1-17.0	Receiving OM: A. Brown, 10-155 (TD) D. Lodge, 5-84 AU: S. Williams, 2-83 D. Slayton, 2-62
Interceptions	0	0	
Possession Time	29:49	30:11	
3rd Down Conv.	6-14	6-17	
4th Down Conv.	1-2	1-3	

GAME NINE

SOUTH CAROLINA 48, OLE MISS 44

Nov. 3, 2018

Attendance: 56,798 • Vaught-Hemingway Stadium • Oxford, Miss.

OXFORD, Miss. — Senior quarterback Jordan Ta’amu eclipsed the 3,000-yard mark for single-season passing yards and junior running back Scottie Phillips ran for three touchdowns, but Ole Miss football fell to South Carolina, 48-44, Saturday at Vaught-Hemingway Stadium.

On the opening kickoff, sophomore Luke Logan attempted to kick away from the Gamecocks’ dangerous returner, Deebo Samuel. The ball ultimately bounced to Samuel anyway, and he returned it all the way back.Ole Miss (5-4, 1-4 SEC) responded with a field-goal drive.

SC responded when Williams punched in a 2-yard score to make it a 14-3 game. A botched play gave SC the ball back, and they turned the turnover into three points to make it 17-3.

Ole Miss put together a great second quarter and ended the half tied, 27-27.

aOle Miss their first lead of the game at 30-27. South Carolina responded quickly with a 5-yard touchdown catch from Josh Vann over the middle.

Ole Miss would regain the lead at 37-34 with a misdirection play and two-yard rushing touchdown by Phillips. The Rebels extended its lead to 44-34 from an Isaiah Woullard 1-yard rush.

Samuel set up South Carolina nicely on the following drive with a 38-yard kick return. A.J. Turner found the end zone with a 3-yard rush, narrowing the gap to 44-41 Ole Miss.

After three scoreless combined possessions, South Carolina executed the go-ahead drive. Quarterback Bentley ended the drive with a 4-yard rush pushing USC ahead, 48-44.

Ole Miss ran into its third straight three-and-out, but had one final chance thanks to a Mohamed Sanogo sack on third down. They were unable to execute a game winning drive.

Incompletions to Brown and senior Floyd Allen ended the game at midfield.

South Carolina	17	10	7	14	—	48
Ole Miss	3	24	10	7	—	44
1st Quarter						V-H
14:43	SC	D. Samuel 90 yd kickoff return (P. White kick)				7-0
11:15	OM	L. Logan 25 yd field goal				7-3
9:12	SC	T. Williams 2 yd run (P. White kick)				14-3
2:38	SC	P. White 20 yd field goal				17-3
2nd Quarter						
13:46	OM	S. Phillips 9 yd run (L. Logan kick)				17-10
7:52	OM	L. Logan 26 yd field goal				17-13
7:41	SC	B. Edwards 75 yd pass from J. Bentley (P. White kick)				24-13
6:22	OM	J. Ta'amu 17 yd run (L. Logan kick)				24-20
2:01	SC	P. White 23 yd field goal				27-20
0:10	OM	S. Phillips 1 yd run (L. Logan kick)				27-27
3rd Quarter						
11:56	OM	L. Logan 31 yd field goal				27-30
10:05	SC	J. Vann 5 yd pass from J. Bentley (P. White kick)				34-30
2:50	OM	S. Phillips 2 yd run (L. Logan kick)				34-37
4th Quarter						
14:15	OM	I. Woullard 1 yd run (L. Logan kick)				34-44
11:01	SC	A. Turner 3 yd run (P. White kick)				41-44
5:50	SC	J. Bentley 4 yd run (P. White kick)				48-44

Team Stats	SC	OM	Individual Leaders
First Downs	18	34	Rushing
Rushes-Yards	37-147	50-237	OM: S. Phillips 21-141 (3 TD)
Passing Yards	363	379	J. Ta’amu, 21-66 (TD)
Comp.-Att.-Int.	22-32-0	31-48-0	SC: M. Denson, 12-102
Total Plays-Yards	69-510	98-616	T. Williams, 7-30 (TD)
Fumbles	0	1	Passing
Penalties-Yards	5-51	4-35	OM: J. Ta’amu, 31-46-379
Punt Returns-Avg.	0-0	3-4.3	SC: J. Bentley, 22-32-363 (2 TD)
KO Returns-Avg.	7-27.0	32-21.5	Receiving
Interceptions	0	0	OM: E. Moore, 11-129
Possession Time	24:25	35:35	A. Brown, 6-115
3rd Down Conv.	6-10	2-9	SC: B. Edwards, 4-109 (TD)
4th Down Conv.	0-0	1-1	T. Williams, 3-105

GAME TEN

TEXAS A&M 38, OLE MISS 24

Nov. 10, 2018

Attendance: 102,618 • Kyle Field • College Station, Texas

COLLEGE STATION, Texas — It was a record-breaking afternoon for A.J. Brown, who became the new all-time career leader in receiving yards at Ole Miss, but the special day came in a 38-24 defeat at the hands of Texas A&M.

Texas A&M took the lead on its second drive. The Rebels answered quickly, though, as Ta’amu hit Octavious Cooley for 9- and 23-yard completions before finding Lodge on a 44-yard touchdown on the first play of the second quarter to tie the game at seven.

The Ole Miss defense came through with a 3-and-out on the ensuing drive, and the Rebel offense made the most of it. After a couple of nice runs by Isaiah Woullard, Ta’amu linked up with Brown for a 39-yard gain. He then found Lodge for a 12-yarder before taking it himself from 1 yard out for his fifth rushing touchdown of the season.

TAMU recovered a Ta’amu fumble and the home team tied it up on a 21-yard reception by Buckley to make it 14-all at the half.

On the first TAMU drive of the hald, Willie Hibbler knocked the ball out of Mond’s grasp. Woods scooped it up and took it 96 yards back for a touchdown, the second-longest fumble return in program history and the longest since 1914.

The Rebel defense came up with another turnover as Ken Webster intercepted Mond on the following drive. However, Ole Miss couldn’t make anything of it. After a 3-and-out, Texas A&M marched downfield and tied it up on a 10-yard strike by Mond to Quartney Davis. The Aggies took the lead shortly thereafter on a 46-yard field goal by Seth Small.

The two offenses traded 3-and-outs before the Rebels made a drive. The Rebel offense got into the red zone, however, Luke Logan’s 22-yard field goal attempt missed wide right.

Texas A&M made the most of the miss, driving 80 yards in six plays and claiming a 31-21 lead on a Mond-Davis touchdown connection.

The Rebels came back with a field goal drive. However, Texas A&M quickly ended the comeback bid. The Aggies recovered the onside kick, and Williams took the first play 46 yards for a touchdown to ice the A&M win.

Ole Miss	0	14	7	3	—	24
Texas A&M	7	7	7	17	—	38
1st Quarter						V-H
1:69	AM	K. Mond 1 yd run (S. Small kic)				0-7
2nd Quarter						
14:51	OM	D. Lodge 44 yd pass from J. Ta'amu (L. Logan kick)				7-7
9:48	OM	J. Ta'amu 1 yd run (L. Logan kick)				14-7
0:44	AM	C. Buckley 21 yd pass from K. Mond (Seth Small kick)				14-14
3rd Quarter						
11:34	OM	Z. Woods 96 yd fumble recovery (Luke Logan kick)				21-14
4:04	AM	Q. Davis 10 yd pass from K. Mond (S. Small kick)				21-21
4th Quarter						
14:11	AM	Seth Small 46 yd field goal				21-24
4:36	AM	Q. Davis 5 yd pass from K. Mond (S. Small kick)				21-31
1:51	OM	L. Logan 24 yd field goal				24-31
1:39	AM	T. Williams 46 yd run (S. Small kick)				21-38

Team Stats	OM	AM	Individual Leaders
First Downs	19	27	Rushing
Rushes-Yards	30-67	48-266	OM: I. Woullard 16-64
Passing Yards	373	236	AM: T. Williams, 31-228 (TD)
Comp.-Att.-Int.	22-35-0	19-28-1	J. Corbin, 6-28
Total Plays-Yards	65-440	76-502	Passing
Fumbles	1	1	OM: J. Ta’amu, 22-35-373 (TD)
Penalties-Yards	5-48	7-59	AM: K. Mond, 19-28-236 (3 TD)
Punt Returns-Avg.	2-6.5	3- -1.3	Receiving
KO Returns-Avg.	1-12	3-28	OM: A. Brown, 6-127
Interceptions	1	0	D. Lodge, 6-122
Possession Time	22:59	37:01	O. Cooley, 3-66
3rd Down Conv.	1-11	7-12	AM: J. Sternberger, 4-76
4th Down Conv.	0-1	0-0	J. Ausbon, 5-66

GAME ELEVEN
VANDERBILT 36, OLE MISS 29 (OT)

Nov. 17, 2018

Attendance: 24,866 • Vanderbilt Stadium • Nashville, Tenn.

NASHVILLE, Tenn. — Ole Miss suffered a heartbreaking loss at Vanderbilt, falling 36-29 in overtime Saturday night at Vanderbilt Stadium.

The back-and-forth SEC battle went to overtime when Luke Logan connected on a 32-yard field goal to tie the game at 29 in the final minute, part of a perfect 5-for-5 day for the sophomore kicker. The Commodores struck first in OT, and it looked as though the Rebels had a resounding answer. Jordan Ta'amu found A.J. Brown in the corner of the end zone. Brown made what appeared to be a tremendous grab, but the play, originally called a catch, was overturned.

Ta'amu threw for a career-high 457 yards with two touchdowns and two interceptions, while Isaiah Woullard, starting for the injured Scottie Phillips, hit 100 yards for the first time in his young career, finishing with 107. Brown amassed 212 yards and a score, while DaMarkus Lodge had a tremendous day as well, totaling 117 and a touchdown through the air.

The Rebels jumped out to a 6-0 lead on two field goals from Luke Logan. They extended the lead to 13-0 when Ta'amu and Brown connected on an 84-yd touchdown.

Vanderbilt got back into the game at the end of the first half, kicking a field goal, recording a safety, and then scoring a touchdown to end the half down 13-12.

Vanderbilt struck first in the third quarter, when Vaughn ran it in from the 1-yd line. The Rebels responded with back-to-back field goals, tying the game at 19. Vanderbilt scored at the end of quarter to head to the fourth with a 26-19 advantage.

Ole Miss scored next with a Lodge touchdown, but Vanderbilt responded with a field goal. Logan his a field goal in response to send the game to OT, where Vanderbilt scored first and won the game, 36-29.

Ole Miss	3	10	6	10	0	29
Vanderbilt	0	12	14	3	7	36
1st Quarter						V-H
5:22	OM	L. Logan 32 yd field goal				3-0
2nd Quarter						
12:02	OM	L. Logan 20 yd field goal				6-0
9:41	OM	A. Brown 84 yd pass from J. Ta’amu (L. Logan kick)				13-0
5:44	VU	R. Guay 37 yd field goal				13-3
3:56	VU	TEAM 29 yd safety				13-5
1:02	VU	K. Lipscomb 2 yd pass from K. Shurmur (R. Guay kick)				13-12
3rd Quarter						
11:33	VU	K. Vaughn 1 yd run (R. Guay kick)				13-19
9:00	OM	L. Logan 22 yd field goal				16-19
6:26	OM	L. Logan 35 yd field goal				19-19
0:49	VU	C. Bolar 3 yd pass from K. Shurmur (R. Guay kick)				19-26
4th Quarter						
9:43	OM	D. Lodge 9 yd pass from J. Ta’amu (L. Logan kick)				26-26
5:20	VU	R. Guay 44 yd field goal				26-29
0:40	OM	L. Logan 32 yd field goal				29-29
OT						
15:00	VU	K. Lipscomb 5 yd pass from K. Shurmur (R. Guay kick)				29-36

Team Stats	OM	VU	Individual Leaders
First Downs	28	21	Rushing
Rushes-Yards	30-121	36-196	OM: I. Woullard 16-107
Passing Yards	457	196	VU: T. Williams, 25-127 (TD)
Comp.-Att.-Int.	32-52-2	22-35-1	Passing
Total Plays-Yards	82-578	71-387	OM: J. Ta'amu, 32-52-457 (2 TD)
Fumbles	0	0	VU: K. Mond, 22-34-191 (3 TD)
Penalties-Yards	2-39	5-216	Receiving
Punt Returns-Avg.	0-0.0	2-18.5	OM: A. Brown, 9-212 (TD)
KO Returns-Avg.	0-0	4-25.8	D. Lodge, 9-117 (TD)
Interceptions	0	1	E. Moore, 7-52
Possession Time	22:59	37:01	VU: J. Pinkney, 6-85
3rd Down Conv.	5-15	3-13	K. Lipscomb, 7-69 (2 TD)
4th Down Conv.	0-2	1-2	