



TREVOR KNIGHT

Graduate transfer QB is one of five FBS QBs with 500+ rushing yards and 1,500+ passing yards.

2016 FOOTBALL

GAME 9 NOTES

MISSISSIPPI ST.

(3-5, 1-3 vs. SEC)

AP/USAT Rank: Not Ranked

Head Coach: Dan Mullen (8th year)



TEXAS A&M

(7-1, 4-1 vs. SEC)

AP/USAT Rank: No. 7 / No. 7

Head Coach: Kevin Sumlin (5th year)

Date: Nov. 5, 2016 | Kickoff: 11 a.m. CT | Site: Davis Wade Stadium, Starkville, Miss. | TV: SEC Network (national)

STATISTICAL LEADERS



PASSING/TOTAL O

TREVOR KNIGHT | Grad.

San Antonio, Texas

1,868 passing yards

2,397 total yards



INTERCEPTIONS

JUSTIN EVANS | Sr.

Wiggins, Miss.

4 INTs*

* -- Tied for SEC lead



RECEPTIONS

CHRISTIAN KIRK | So.

Scottsdale, Ariz.

54 catches* / 446 yards, 6 TDs

* -- Leads SEC



TACKLES


SHAAN WASHINGTON | Sr.

Alexandria, La.

57 tackles

2016 SCHEDULE

W 
W, 31-24 OT | Sept. 3 | CBS
Kyle Field, College Station, TX


W 
W, 67-0 | Sept. 10 | SECN
Kyle Field, College Station, TX

W 
W, 29-16 | Sept. 17 | ESPN
Jordan-Hare Stadium, Auburn, AL

W 
W, 45-24 | Sept. 24 | ESPN
AT&T Stadium, Arlington, TX

W 
W, 24-13 | Oct. 1 | SECN
Williams-Brice Stadium, Columbia, SC

W 
W, 45-38 2OT | Oct. 8 | CBS
Kyle Field, College Station, TX

L 
L, 33-14 | Oct. 22 | CBS
Bryant-Denny Stadium, Tuscaloosa, AL

W 
W, 52-10 | Oct. 29 | ESPN
Kyle Field, College Station, TX


Nov. 5 | 11 a.m. | SEC Net
Davis-Wade Stadium, Starkville, MS


Nov. 12 | TBA | TBA
Kyle Field, College Station, TX


Nov. 19 | TBA | TBA
Kyle Field, College Station, TX


Nov. 24 | 6:30 pm | ESPN
Kyle Field, College Station, TX

Follow the Aggies:



@AggieFootball



@AggieFootball

@CoachSumlin



2016 SCHEDULE BREAKDOWN

	UCLA (#16-AP/#24-HC) W, 31-24 ^{OT} Sept. 3 2:30 p.m. Kyle Field, College Station, Texas TV: CBS (National)	Aggies improve to 3-2 in the all-time series against UCLA ... third-straight season with win over AP Top 25 opponent ... Aggie defense secures win with 4th down stop of UCLA in 1st OT ... UCLA erases 15-point deficit to tie game late in 4th Q.
	PRAIRIE VIEW A&M W, 67-0 Sept. 10 11 a.m. Kyle Field, College Station, Texas TV: SEC Network-Alt. (National)	In 1st-ever meeting with PVAMU, or any opponent from the SWAC, the Aggies roll to a 67-0 victory ... 2nd shutout by Aggies since DC John Chavis' arrival ... generated 672 total yards, while limiting PVAMU to 205 ... 32 rushing yards allowed is low in Sumlin era.
	at Auburn (RV-AP/RV-HC) W, 29-16 Sept. 17 6 p.m. Jordan-Hare Stadium, Auburn, Ala. TV: ESPN (National)	Sumlin becomes 1st TAMU coach to start 3 straight seasons with 3-0 record since WWII ... RB T. Williams has 1st career 100-yard game (127 yards), including 89-yard 4th Q dagger ... 5 FGs by PK LaCamera ... DE Garrett disruptive w. 2 QBS, QBH
	vs. Arkansas (#17-AP/#18-HC) W, 45-24 Sept. 24 8:15 pm AT&T Stadium, Arlington, Texas TV: ESPN (National)	Sumlin wins 40th game at Texas A&M (56 total games) ... Aggies pound out 366 rushing yards, most since joining the SEC ... QB Knight, RB Williams contribute 150+ rushing yards ... 92-yard TD pass from Knight to WR Reynolds tied for 5th longest in A&M history.
	at South Carolina W, 24-13 Oct. 1 3 pm Williams-Brice Stadium, Columbia, S.C. TV: SEC Network (National)	Aggies improve to 5-0 for third straight year, 1st time since 1939-41 ... TAMU wins first three conference games for 1st time since 2004 ... missing starters Garrett, Seals-Jones, Noil and Elumenor ... career 12 catches by Kirk ... 2.0 QBS/3.5 TFL/2 QBH by Hall.
	TENNESSEE (#9-AP/#9-HC) W, 45-38 ^{2OT} Oct. 8 2:30 pm Kyle Field, College Station, Texas TV: CBS (National)	Aggies win 1st game in series with 45-38 2OT thriller ... Aggies win for 1st time with College GameDay on-site ... T. Williams 1st TAMU true freshman to rush for 200+ yards (28-217) ... Aggies gain 7 turnovers (5 FR, 2 INT), score 21 points after turnovers in win.
	at Alabama (#1-AP/#1-HC) L, 33-14 Oct. 22 2:30 pm Bryant-Denny Stadium, Tuscaloosa, Ala. TV: CBS (National)	Aggies take 14-13 lead in 3rd Q, but Crimson Tide scores game's final 20 points for win ... Defense generates 3 QBS and 12 TFL vs. ALA ... M. Garrett leads w. 3.5 TFL ... Game-high 9 catches (58 yards) for C. Kirk ... J. Reynolds reels in career TD catch No. 23
	NEW MEXICO ST. W, 52-10 Oct. 29 6:30 pm Kyle Field, College Station, Texas TV: ESPNU (National)	C. Kirk becomes 1st player in school history w. 2 punt return TDs in single game, also sets A&M career record w. 4 (21 gms) ... season-high 179 a-p yds for Kirk ... Freshman K. Bussey leads w. 87 rush yds ... Knight/Hubenak 22-34 passing for 282 yards/3 TDs
	at Mississippi St. Saturday, Nov. 5 Kickoff: 11 am Dudy Noble Stadium, Starkville, Miss. TV: SEC Network (National)	Series record: Texas A&M leads, 5-4 Last time in Starkville, MSU LB Richie Brown intercepts Aggie QB three times while leading Bulldogs to 48-31 win.
	OLE MISS Saturday, Nov. 12 Kickoff: TBA Kyle Field, College Station, Texas TV: TBA	Series record: Texas A&M leads, 6-2
	UTSA Saturday, Nov. 19 Kickoff: TBA Kyle Field, College Station, Texas TV: TBA	Series record: First meeting
	LSU Thursday, Nov. 24 6:30 p.m. Kyle Field, College Station, Texas TV: ESPN	Series record: LSU leads, 31-20-3



SETTING THE SCENE ...

TEXAS A&M @ MISSISSIPPI STATE

KICKOFF: 11 a.m. CT

SITE: Davis Wade Stadium, Starkville, Miss. (cap. 61,337)

RANKINGS:

Mississippi State (Not ranked)

Texas A&M (No. 7 - AP / No. 7 - Coaches)

TELEVISION:

SEC Network (National)

Dave Neal, play-by-play

Matt Stinchcomb, analyst

Olivia Harlan, sideline

RADIO:

Texas A&M Radio Network (Regional)

The Texas A&M Radio Network provides coverage via nearly 60 stations across the state of Texas. For a complete list of affiliates, please go to 12thMan.com.

Dave South, play-by-play

Dave Elmendorf, analyst

Will Johnson, sideline

Texas A&M Spanish Network (Regional)

Texas A&M's Spanish broadcast can be heard on radio stations in Dallas, San Antonio, Houston, El Paso and McAllen, Texas. Locally, the TAMU Spanish Network can be heard on 1550 AM.

Pedro Vela Almaguer, play-by-play

Noel Orellana, analyst

SIRIUS XM:

The MSU Radio Network call of the game can be heard on SiriusXM 83 / 190.

SERIES HISTORY VS. MSU:

Year	Location	Result
1912	Houston	W, 41-7
1913	College Station	L, 0-6
1915	Dallas	L, 0-7
1937	Tyler, Texas	W, 14-0
2000	Shreveport, La. (Independence)	L, 41-43 ^{OT}
2012	Starkville, Miss.	W, 38-13
2013	College Station	W, 51-41
2014	Starkville, Miss.	L, 31-48
2015	College Station	W, 30-17

WHAT TO WATCH FOR: #TAMUvsMSU

Texas A&M will get back to SEC action after winning its 22nd straight non-conference home game last week with an 11 a.m. matchup with Mississippi State on Saturday in Starkville, Miss.

- A win would give Aggie head coach Kevin at least eight wins in each of his first five seasons at Texas A&M, which has only been accomplished previously by R.C. Slocum. Slocum won at least eight games in his first seven seasons (from 1989-1995), which is also the overall record.
- A win would tie Sumlin with Emory Bellard for Texas A&M's second-longest streak of eight-win seasons by an Aggie head coach. Bellard's streak ran from 1974-78.
- A victory would give the Aggies five SEC victories, which would be the second-most since joining the elite league in 2012. The 2012 team posted a 6-2 SEC mark, which tied for second-best in the standings.
- The Aggies will be seeking to improve on its 21-8 record away from Kyle Field (14-7 in true road games) during the Sumlin era (since 2012).

MILESTONES TO WATCH

- Texas A&M needs seven rushing yards to reach 2,000 for the season in its ninth game of the season. The Aggies rushed for 2,198 in 13 games in 2015.
- Texas A&M needs 10 yards to reach 4,000 for the 15th straight season.
- The Aggies' next takeaway will be their 20th of 2016. A&M's SEC-best 19 takeaways are already the second-highest since joining the SEC (22 in 2013).
- Texas A&M is allowing just 19.8 points per game in 2016. The Aggies haven't allowed fewer than 20 points/game in a season in 15 years (18.5 in 2001).
- Freshman RB Trayveon Williams needs 224 rushing yards to become Texas A&M's first true freshman 1,000-yard rusher. Three redshirt freshmen have reached the 1,000-yard plateau -- Greg Hill (1991), Courtney Lewis (2003) and Johnny Manziel (2012).
- The next TD catch by senior WR Josh Reynolds will be the 25th of his career, which give him sole possession of No. 2 on A&M's career receiving TDs list (currently tied with Ryan Swope).

DISRUPTIVE DEFENSE

Harkening back to its Wrecking Crew roots, the 2016 edition of defense ranks among the nation's best at QB sacks, TFLs and takeaways.

- Aggies lead the nation with 77.0 tackles for loss (TFL), which is 13.0 more than the No. 2 producer in the SEC (Alabama with 64).
- Texas A&M also ranks tNo. 10 in QB sacks (3.3/G) and tNo. 4 in takeaways (19 total).
- Defensive ends Myles Garrett and Daeshon Hall have combined for 7.5 QB sacks, 18 QB hurries and 19 TFLs.
- DC John Chavis' charges have made at least seven tackles for loss (TFL) in every game and have generated 10 or more in five of eight contests.
- Produced a season-high 13 TFLs vs. Auburn on 9/17 and had 12 vs. Alabama on 10/22.

New Wrecking Crew?

Opponent	QBS-YDS	TFL-YDS	Take
UCLA	5.0-39	10.0-47	3
PVAMU	3.0-24	7.0-37	1
at Auburn	4.0-32	13.0-55	1
vs. Arkansas	1.0-9	10.0-35	3
at S. Carolina	3.0-23	10.0-41	2
TENNESSEE	4.0-29	8.0-37	7
at Alabama	3.0-11	12.0-36	2
NEW MEXICO ST.	3.0-12	7.0-20	0

RUN-GAME RENAISSANCE

A year after ranking No. 66 nationally with a 169.1 rushing average, Texas A&M has improved its rushing attack by over 80 yards per game and nearly two yards per rushing attempt.

- Texas A&M ranks No. 3 in the SEC and No. 14 in the FBS with a 249.1 rushing average and averages 6.3 per carry in 2016.
- The Aggies have rushed for 200+ yards in seven of eight games with five of the seven 200+ rushing efforts coming against FBS Power 5 teams (UCLA, AUB, ARK, SC, UT).
- Opponents have rushed the ball 25 more times than the Aggies but gained 581 fewer yards.

TEXAS A&M QUICK FACTS

LOCATION: College Station, Texas 77842
FOUNDED: 1876 (First classes)
ENROLLMENT: 66,190 (fall 2016)
PRESIDENT: Michael K. Young (BYU '73)
CHANCELLOR: John Sharp (Texas A&M '72)
FACULTY REPRESENTATIVE:
 Dr. Tom Adair (Texas A&M '57)
DIR. OF ATHLETICS: Scott Woodward (LSU '85)
ATHLETIC DEPT PHONE: (979) 845-5129
CONFERENCE: Southeastern
AFFILIATION: NCAA Division I
NICKNAME: Aggies
MASCOT: Reveille (American Collie)
COLORS: Maroon (Pantone 505) and White

FOOTBALL QUICK FACTS

HEAD COACH:

KEVIN SUMLIN (Purdue, '88)
 Year at Texas A&M: 5th (43-17)
 Year as head coach: 9th (78-34)

ASSISTANT COACHES:

JOHN CHAVIS
 Assoc. Head Coach/DC/LB (Tennessee, '79)

NOEL MAZZONE
 OC/QB (New Mexico, '80)

JEFF BANKS
 STC/TE (Washington State, '99)

TERRY JOSEPH
 DB (Northwestern State, '96)

CLARENCE MCKINNEY
 RB (Mary, '94)

AARON MOOREHEAD
 WR (Illinois, '03)

TERRY PRICE
 DE (Texas A&M, '90)

DAVID TURNER
 DT/Run Game Coordinator (Davidson, '85)

JIM TURNER
 OL (Boston College, '88)

LARRY JACKSON
 FB Sports Performance (Texas A&M, '95)

KYLE FIELD QUICK FACTS

STADIUM: Kyle Field
CAPACITY: 102,733
LARGEST CROWD: 110,633 (vs. Ole Miss, Oct. 11, 2014)
PLAYING SURFACE: Natural grass
FIRST YEAR OF FOOTBALL: 1905
STADIUM BUILT: 1927 and 1929 (*Renovations complete for 2015 season*)

TEAM INFORMATION

BASIC OFFENSE: Multiple
BASIC DEFENSE: Multiple 4-3
2015 OVERALL RECORD: 8-5
2015 CONFERENCE RECORD (FINISH): 4-4 (t-5th in SEC West)
2015 BOWL: Franklin American Mortgage Music City Bowl (Lost 27-21 to Louisville)
2015 RANKING: RV

THE CHAVIS EFFECT

Veteran SEC defensive coordinator John Chavis was hired at Texas A&M prior to the 2015 season and his influence on the Aggies' defense has been undeniable, especially in scoring and run defense and takeaways.

Defensive Turnaround

Stat Category	2016 (FBS RK)	2015 (FBS RK)	2014 (FBS RK)
Total Defense	424.0 (#83)	380.0 (#51)	450.8 (#104)
Pass Eff. Defense	113.5 rtg (#26)	127.8 rtg (#64)	136.5 rtg (#88)
Run Defense	176.5 (t#74)	213.7 (#108)	216.0 (#111)
Scoring Defense	19.8 (#21)	22.0 (#28)	28.1 (t#77)
QB sacks	3.3 (t#10)	2.6 (t#24)	2.7 (t#27)
Tackles for loss	9.6 (#1)	8.5 (t#3)	5.9 (t#60)
Interceptions	1.1 (t#28)	0.9 (t#71)	0.4 (t#121)
3rd D % Against	34.3% (#30)	33.0% (#16)	40% (#67)
Turnover Margin	+0.6 (t#24)	-0.5 (t#102)	-0.5 (t#108)
Turnovers Gained	+2.3 (t#4)	+1.3 (t#79)	1.0 (t#122)

MAKING AND LIMITING EXPLOSIVE PLAYS

Texas A&M has allowed just four TD plays of more than 20 yards in length while scoring 17 touchdowns of more than 20 yards.

- The Aggies have 50 rush or pass plays of 20 or more yards through the first seven games, including 16 plays over 35 yards.
- The 50 rush/pass explosive plays have been made by 13 different players.
- Opponents have been limited to 33 20-yard offensive plays -- including just 11 over 35 yards.
- Opponents have just nine 20-yard+ rushing plays while the Aggies have 21.

BALANCED ATTACK

Texas A&M is one of five FBS teams averaging more than 245 rushing and passing yards per game and those five-teams' combined record is 31-8.

- Texas A&M's rush/pass play breakdown is 1,993 yards on 319 rushes/1,997 on 292 pass attempts.
- Texas A&M is one of seven FBS teams with more than 1,700 yards rushing and passing.
- The Aggies have rushed and passed for 200-plus yards in seven of eight games in 2016, which is tied for most in the FBS (with South Florida).

TRANSFER IMPACT

The Aggies have a number of four-year school and JC transfers making significant contributions in 2016.

Transfer Impact in 2016

Player	Pos	Former School
Kalvin Cline	TE	Virginia Tech
#Jermaine Eluemenor	OT	Lackawanna (Pa.)
#Justin Evans	SS	Gulf Coast (Miss.) CC
#Keith Ford	RB	Oklahoma
#Avery Genesey	OT	E. Mississippi CC
Claude George	LB	Hutchinson (Kan.) CC
Jake Hubenak	QB	Blinn (Texas) JC
#Trevor Knight	QB	Oklahoma
Damion Ratley	WR	Blinn (Texas) JC
#Josh Reynolds	WR	Tyler (Texas) JC
#Priest Willis	CB	UCLA

-- Denotes 2016 starter

TRUE FRESHMAN IMPACT

Multiple true freshmen from the Aggies' highly-regarded 2016 signing class have been making an early impact.

Early Risers

Player	Pos	Hometown
Austin Anderson	OL	Mineola, Texas
Clyde Chattman	DB	New Orleans, La.
Tyrel Dodson	LB	Franklin, Tenn.
Aaron Hansford	WR	Washington, D.C.
Braden Mann	PK/P	Houston, Texas
Charles Oliver	DB	Fairfield, Texas
#Colton Prater	OL	Bossier City, La.
Trayveon Williams	RB	Houston, Texas

-- Denotes 2016 starter

SUMLIN VS. TOP 25

In his ninth season as a head coach, fifth-year Aggie coach **Kevin Sumlin** has a career record of 15-13 against teams ranked in the Associated Press Top 25 (12-12 at A&M).

- Sumlin's record against non-conference teams ranked in the AP Top 25 is a perfect 5-0 (wins over No. 22 Louisiana Tech and No. 11 Oklahoma in 2012, No. 22 Duke in 2013, No. 15 Arizona State in 2015 and No. 16 UCLA in 2016).
- Sumlin's three road wins over AP top 10 teams is a school record.
- Sumlin's five road wins and nine wins away from Kyle vs. AP Top 25 squads are already the most by any coach in school history.
- The win over No. 9 Tennessee was Kevin Sumlin's 12th win over an AP Top 25-ranked opponent, which is No. 2 among A&M coaches. R.C. Slocum leads the list with 17 wins vs. ranked opponents.

Sumlin vs. the AP Top 25 (at TAMU)

Opponent, Year	AP rank	Result
Florida, 2012	No. 24	L, 20-17
vs. Louisiana Tech, 2012	No. 22	W, 59-57
LSU, 2012	No. 6	L, 24-19
at Mississippi State, 2012	No. 17	W, 38-13
at Alabama, 2012	No. 1	W, 29-24
vs. *Oklahoma, 2013	No. 11	W, 41-13
Alabama, 2013	No. 1	L, 49-42
Auburn, 2013	No. 24	L, 45-41
at LSU, 2013	No. 18	L, 34-10
at Missouri, 2013	No. 5	L, 28-21
vs. Duke, 2013	No. 22	W, 52-48
at South Carolina, 2014	No. 9	W, 52-28
at Mississippi State, 2014	No. 12	L, 31-48
Ole Miss, 2014	No. 3 (tie)	L, 20-35
at Alabama, 2014	No. 7	L, 0-59
at Auburn, 2014	No. 3	W, 41-38
vs. Arizona State, 2015	No. 15	W, 38-17
Mississippi State, 2015	No. 21	W, 30-17
Alabama, 2015	No. 10	L, 23-41
Ole Miss, 2015	No. 24	L, 3-23
UCLA, 2016	No. 16	W, 31-24 ^{OT}
vs. Arkansas, 2016	No. 17	W, 45-24
Tennessee, 2016	No. 9	W, 45-38 ^{2OT}
at Alabama, 2016	No. 1	L, 14-33

Sumlin vs. the AP Top 25 (at UH)

at East Carolina, 2008	No. 23	W, 41-24
Tulsa, 2008	No. 25	W, 70-30
at Oklahoma State, 2009	No. 5	W, 45-35
Southern Miss, 2011	No. 24	L, 49-28



SUMMER TRIP TO HAITI

Last summer, 29 Texas A&M student-athletes went on a humanitarian trip to the impoverished island nation Haiti.

- Among the 29 Aggies were student-athletes from football, equestrian, volleyball and soccer.
- The trip was organized through Mission of Hope Haiti, a faith-based organization that regularly hosts people of all ages for mission trips to Haiti.

Haiti Mission Trip Participants (29)

Football (15)

Otaro Alaka
Reggie Chevis
Jermaine Eluemunor
Austin Frey
Myles Garrett
Grant Gustafson
Daeshon Hall
Jake Hubenak
Trevor Knight
Daylon Mack
Koda Martin
Jason Moore
Boone Niederhofer
Josh Reynolds
Shaan Washington

Volleyball (12)

Stephanie Aiple
Victoria Arenas
Jazzmin Babers
Lourdes Castro Narvaez
Margaret Connett
Amy Houser
Katelyn Labhart
Gabrielle Litwin
Kiara McGee
Amy Nettles
Paige Panter
Ashlie Reasor

Soccer (1)

Taylor Saucier

Equestrian (1)

Sophie Reiter



FAMILY CONNECTIONS

BROTHERS



Josh Reynolds
Senior WR has 19 career receiving TDs



Moses Reynolds
True freshman DB



Austin Anderson
True freshman OL



Riley Anderson
True freshman OL


FATHER / SON



Rick Cunningham
Letterman 1988-89, played 8 NFL seasons



Qualen Cunningham
Valuable reserve DE, strong pass rusher



Trent Driver
Letterman 1994-97



Jordan Driver
True freshman LB



Greg Schorp
All-SWC TE in 1991-92




Tanner Schorp
Starter at H-Back, Former D-lineman

FAMILIES



Bob McQueen
Texas HS coaching legend (grandfather)



Mark McQueen
Letterman 1981-82 (father)



Conner McQueen
Senior QB and holder on FG/PAT




Frank Tripucka
Legendary Denver Broncos QB (grandfather)



Kelly Tripucka
Two-time NBA All-Star (uncle)



Shane Tripucka
Junior starter at punter



Babe Laufenberg
Record-setting QB at Indiana, NFL QB, Dallas Cowboys radio analyst



Luke Laufenberg
True freshman TE

COUSINS



Jorvorskie Lane
School-record 50 TDs from 2005-08



Erik McCoy
Redshirt freshman starter at center, SEC OL of Week



Eric Dickerson
Half of SMU's famed "Pony Express, NFL Hall of Famer



Ricky Seals-Jones
In his third year at WR starter, 100+ career catches

AGGIES IN THE NFL

(on 2016 NFL opening day rosters)

Player (Years at Texas A&M)	Pos.	NFL Team
Martellus Bennett (2005-07)	TE	New England Patriots
Michael Bennett (2005-08)	DL	Seattle Seahawks
Randy Bullock (2008-11)	PK	New York Giants
Tra Carson (2013-15)	RB	Cincinnati Bengals
Joe Cheek (2012-15)	OL	Houston Texans
Mike Evans (2012-13)	WR	Tampa Bay Buccaneers
Deshazor Everett (2011-14)	DB	Washington Redskins
DeVante Harris (2012-15)	DB	New Orleans Saints
Germain Ifedi (2013-15)	OL	Seattle Seahawks
Tony Jerod-Eddie (2008-11)	DL	San Francisco 49ers
Luke Joeckel (2010-12)	OL	Jacksonville Jaguars
Drew Kaser (2011-15)	P	San Diego Chargers
Josh Lambo (2013-14)	PK	San Diego Chargers
Shane Lechler (1996-99)	P	Houston Texans
Patrick Lewis (2009-12)	OL	Buffalo Bills
Jake Matthews (2010-13)	OL	Atlanta Falcons
Christine Michael (2009-12)	RB	Seattle Seahawks
Von Miller (2007-10)	LB	Denver Broncos
Don Muhlbach (2002-03)	DS	Detroit Lions
Julien Obioha (2012-15)	DL	New York Jets
Cedric Ogbuehi (2011-14)	OL	Cincinnati Bengals
Sean Porter (2009-12)	LB	Jacksonville Jaguars
Ryan Tannehill (2008-11)	QB	Miami Dolphins
Steven Terrell (2009-12)	DB	Seattle Seahawks
Cody Wallace (2005-07)	OL	Pittsburgh Steelers
Brandon Williams (2013-15)	DB	Arizona Cardinals



Von Miller
2016 Super Bowl MVP



Gary Kubiak
2016 Super Bowl
Winning Head Coach



Shane Lechler
17th season in the NFL

AGGIES ON NFL COACHING STAFFS

Dennis Allen (1992-95)	Defensive Coordinator	New Orleans Saints
Dan Campbell (1995-98)	Asst. Head Coach/TE	New Orleans Saints
Kyle Caskey (1999-02)	Running Backs	Cincinnati Bengals
Aaron Glenn (1992, 93)	Defensive Backs	New Orleans Saints
Johnny Holland (1983, 84, 85, 86)	Inside Linebackers	Cleveland Browns
Gary Kubiak (1980, 81, 82)	Head Coach	Denver Broncos

Notables

- The longest tenured Aggie in the league is All-Pro punter Shane Lechler with the Houston Texans. Lechler begins his 17th season in the NFL after being a fifth-round selection in the 2000 NFL draft.
- For the sixth straight year, the Aggies had a first-round NFL draft pick and for the fourth straight year it was an offensive lineman as Germain Ifedi was selected by the Seattle Seahawks.
- The defending Super Bowl Champion Denver Broncos are led by Aggie Gary Kubiak who was recently named a Lifetime Achievement Award winner by the Texas A&M Lettermen's Association. Bronco linebacker Von Miller is the reigning Super Bowl MVP.

WEEKLY HONOR ROLL

Game 1 vs. UCLA (9/3)

Justin Evans

Bronko Nagurski National Def. POTW, Jim Thorpe Award POTW, CollegeSportsMadness.com National Def. POTW.

Erik McCoy

SEC Offensive Lineman of the Week.

Game 2 vs. PVAMU (9/10)

Christian Kirk

Tyler Rose Weekly Honor Roll

Trevor Knight

Tyler Rose Weekly Honor Roll

Game 3 vs. Auburn (9/17)

Justin Evans

SEC Defensive POTW

Trayveon Williams

SEC Freshman of the Week

Trevor Knight

Davey O'Brien "Great 8"

Daniel LaCamera

Lou Groza Award "Star of the Week"

Game 4 vs. Arkansas (9/24)

Armani Watts

SEC Defensive POTW, Jim Thorpe Award H-M

Trayveon Williams

SEC Freshman of the Week, Tyler Rose Weekly Honor Roll

Trevor Knight

Davey O'Brien National QB of the Week, Manning Award "Stars of the Week", Earl Campbell Tyler Rose POTW

Game 5 vs. S. Carolina (10/1)

Daeshon Hall

SEC Defensive Lineman of the Week

Game 6 vs. Tennessee (10/8)

Trevor Knight

SEC Offensive POTW, Walter Camp Off. POTW, Davey O'Brien "Great 8", Manning Award "Stars of the Week", Tyler Rose Weekly Honor Roll

Trayveon Williams

SEC Freshman of the Week, Tyler Rose Weekly Honor Roll

Other Honors

Trevor Knight

Midseason Off. POTY (CollegeFootballNews.com)

Justin Evans

Midseason Def. POTY (NFL.com)
Jim Thorpe Award semifinalist



MYLES GARRETT

Defensive End • Jr-2L • Arlington, Texas (Martin HS)

- 2016 Preseason All-American, All-SEC
- 2016 Watch List: Rotary Lombardi Award, Bednarik Award, Nagurski Trophy, Walter Camp Player of the Year and the Ted Hendricks Award
- 2015 Finalist: Rotary Lombardi Award, Ted Hendricks Award
- 2015 first-team All-American: Walter Camp, FWAA

NIGHTMARE FOR QBs, OCs

Junior DE **Myles Garrett** is, arguably, the nation's most feared pass rusher.


- Missed the SC game due to injury, was limited to 3rd down duty in return vs. UT.
- Garrett was a finalist for the Rotary Lombardi Award (college lineman of the year), the Hendricks Award (top DE), a semifinalist for the Bednarik Award (defensive POY) and was a quarter-finalist for the Lott IMPACT Trophy.
- His older sister, Brea Garrett, was a NCAA Champion thrower for the A&M track and field team. His older brother, Sean Williams, has played for several NBA teams and currently plays basketball overseas.
- Among his measurables are: 40-yard dash: 4.46; broad jump: 9 feet, 5 inches; vertical jump: 38.5 inches; power clean: 372 pounds; deadlift: 528 pounds; incline bench press: 355 pounds; leg press: 1,100 pounds.
- Described as a "dino-geek," Garrett says of his post-football life: "I want to be a paleontologist, whether it's amateur or professional." (Sports Illustrated, July 27, 2015)

SEC Career QB Sacks List

1. Derrick Thomas, Alabama.....	52
2. Billy Jackson, Mississippi St.....	49
3. Ben Williams, Ole Miss.....	37
4. David Pollock, Georgia.....	36
5. Alex Brown, Florida.....	33
6. Reggie White, Tennessee.....	32
7. Richard Tardits, Georgia.....	29
Derek Barnett, Tennessee	
Eric Norwood, South Carolina	
9. Jimmy Payne, Tennessee.....	28
Leonard Little, Tennessee	
Jarvis Jones, Georgia	
Myles Garrett, Texas A&M	

"He impacts every single snap of the game. Every week when OCs are game-planning, they have to account for him first."

--Brian Griese, ESPN



GARRETT GAME-BY-GAME

2014

Opponent	TT	TFL	QBS	FF	QBH
at SC	2	1.0-11	1.0-11	0	2
LAMAR	5	2.0- 8	2.0- 8	0	2
RICE	8	3.5-17	2.5-15	0	0
at SMU	2	0.0- 0	0.0- 0	0	1
vs ARK	3	0.5- 1	0.0- 0	0	2
at MSU	10	1.0- 8	1.0- 8	0	0
OM	3	1.0-12	1.0-12	0	0
at ALA	3	0.0- 0	0.0- 0	0	0
ULM	6	3.5-10	3.5-10	0	1
at AUB	4	0.0- 0	0.0- 0	0	1
MIZZ		DNP			
LSU	4	0.0- 0	0.0- 0	0	0
vs WV	3	1.5- 6	0.5- 3	0	1
Totals (12)	53	14.0-73	11.5-67	0	10

2015

Opponent	TT	TFL	QBS	FF	QBH
vs ASU	8	2.5- 8	2.0- 7	1	3
BALL	1	0.0- 0	0.0- 0	0	0
NEV	7	4.0-20	3.5-20	0	2
vs ARK	2	1.0- 9	1.0- 9	1	1
MS	7	2.0- 8	1.0- 7	1	0
ALA	5	2.0- 9	1.0- 6	0	1
at OM	7	2.0-20	0.0- 0	1	0
SC	7	2.0- 9	2.0- 9	1	0
AUB	3	0.5- 1	0.0- 0	0	0
WCU	3	1.0- 3	0.0- 0	0	0
at Vandy	1	0.0- 0	0.0- 0	0	0
at LSU	6	1.5- 4	1.0- 3	0	0
vs UL	2	1.0-10	1.0-10	0	3
Totals (13)	59	19.5-101	12.5-71	5	10

2016


Opponent	TT	TFL	QBS	FF	QBH
UCLA	3	1.5- 9	1.0- 8	0	2
PVAMU	2	0.0- 0	0.0- 0	0	2
at AUB	3	2.5-16	2.0-14	0	1
vs. ARK	3	1.0- 7	0.0- 0	0	1
at SC		DNP			
UT	3	1.0- 7	1.0- 7	1	0
at ALA	7	3.5-8	0.0- 0	0	1
NMSU		DNP			
Totals (6)	21	9.5-47	4.0-29	1	7
Career (31)	133	43.0-221	28.0-167	6	27



VETERAN LEADER

One of the keys to Texas A&M's 2016 improvement on defense has been the continued development and leadership for senior LB Shaan Washington.

- Washington leads the team with 57 tackles.
- Washington is regularly referenced by the coaching staff for his physical development over the past year.
- Washington arrived at Texas A&M as a 210-pound safety in 2013 but has developed into a 240-pound linebacker in 2016.
- Has increased his bench press to over 400 pounds, according to DC John Chavis.
- Chavis also believes Washington has a future in the NFL.
- Despite battling various injuries over the past two seasons, the Louisiana product or "Louisianimal" ranked No. 2 on the team with 81 tackles in 2015 and No. 4 with 64 in 2014.
- Injured for the first three games of 2014, Washington averaged 6.4 tackles per game after returning to lineup which was the best per-game average on the team.



HALL'S GROWTH

While developing into one of the nation's top DEs, senior DE Daeshon Hall has gained nearly 60 pounds since coming to campus on his recruiting visit.

- Hall came to Texas A&M on his recruiting visit in 2013 as a 208-pound "basketball player," according to head coach Kevin Sumlin. He has bulked up to 270 pounds as a senior.
- Hall's nickname is "Dae Dae."
- Hall moved from Seattle, Wash., to Lancaster, Texas in high school. His high school coach Chris Gilbert got his first glimpse of Hall playing basketball. "He was just like hammering dunks," Gilbert said. "He was a little thin, but I could tell he was strong. He said, 'Coach, I love basketball but everybody tells me they think I can play on Sundays, and I think I can.'" (Dallas Morning News, Sept. 12, 2014)
- Hall's four-sack effort vs. Arizona State in 2015 tied for second-most in a single game in school history, trailing only the five-sack performance by Alex Morris vs. Houston in 1987. Hall matched the sack total of three first-team All-Americans: Jacob Green, Ray Childress and John Roper.
- Teams with Myles Garrett to give the Aggies one of the nation's top defensive ends combos.
- Garrett said of the pair's friendly competition to get to the quarterback, "It's a race to get to the quarterback every time."



BIG PLAY ABILITY

Junior FS Armani Watts is the SEC's only player to have registered at least one QB sack, tackle for loss, QB hurry, interception, pass breakup, forced fumble and recovered fumble.

- Earned SEC Defensive Player the Week after the Aggies' 2016 win over Arkansas. He posted a pair of game-changing plays with a strip and fumble recovery at the goal line and a fourth-down TFL vs. ARK.
- Had a record-setting season in 2015 with six double-digit tackle games, including a 20-tackle effort vs. Ole Miss, and he ranked No. 2 in the SEC with 126 tackles (9.7 per game).
- With 126 tackles, Watts was the first Aggie to hit the century mark since LB Michael Hodges had 115 in 2010. Only a handful of Aggie DBs have reached 100 tackles in a season, most recently Jaxson Appel had 135 in 2003.
- Watts led the SEC with an amazing 83 solo tackles.
- His 20-tackle game vs. the Rebels was the second-most prolific tackle game by a DB in school history. Safety Larry Horton matched the overall school record with 24 tackles vs. Baylor in 1990 (originally set by LB Larry Kelm in 1985).
- Watts finished 2015 tied for 14th nationally with 126 tackles.
- A consensus 4-star recruit out of North Forney HS, Watts earned all-state honors at safety and was an all-district pick on offense and defense and as a return man.



RECORD-SETTING REYNOLDS

Senior Josh Reynolds is the only player in Texas A&M and SEC history and FBS's only active player with two 90-yard plus catches -- a 95-yarder vs. Vanderbilt in 2015 and a 92-yard vs. Arkansas in 2016.

- Reynolds is the SEC's leading active receiving TD producer with 24 since 2014.
- Reynolds led the SEC with a 17.8 per catch average among players with more than 35 catches in 2015. He's on the same track in 2016 with a 19.5 average, which ranks No. 2 in the SEC.
- Overlooked by FBS programs out of HS, Reynolds went to Tyler JC as a full qualifier and then transferred to A&M with three years of eligibility in 2014. The FB coaching staff was tipped off to Reynolds by TAMU T&F coach Pat Henry, who had recruited Reynolds as a high jumper.
- Reynolds' younger brother, Moses, is a true freshman DB for the Aggies.

SEC Active Receiving TDs list

1. 24 - Josh Reynolds, TA&M	2014-16
2. 17 - Fred Ross, MSU	2013-16
16 - Keon Hatcher, ARK	2012-16
4. 13 - Drew Morgan, ARK	2013-16
13 - Travin Dural, LSU	2013-16
13 - Malachi Dupre, LSU	2014-16
13 - Christian Kirk, TA&M	2015-16
13 - Evan Engram, Ole Miss	2013-16

TAMU Career Receiving TDs

Player, Years	TDs
Jeff Fuller, 2008-11	34
Josh Reynolds, 2014-	24
Ryan Swope, 2009-12	24
Uzoma Nwachukwu, 2009-12	19
Bob Long, 1966-68	19

SEC Yards/Catch Leaders

1 Jeff Badet, UK	20-496	24.8
2 Josh Reynolds, TA&M	30-586	19.5
3 Jared Cornelius, ARK	24-465	19.4
4 Donald Gray, MSU	25-479	19.2
5 Josh Malone, UT	26-444	17.1

REYNOLDS GAME-BY-GAME

2014

Opponent	Rec.	Yds.	Avg.	TD	LP
at SC	6	76	12.7	1	19
LAMAR	3	33	11.0	0	18
RICE	2	68	34.0	2	48
at SMU	1	70	70.0	1	70
vs ARK	4	89	22.3	1	59
at MSU	7	66	9.4	2	23
OM	6	74	12.3	1	24
at ALA	3	42	14.0	0	26
ULM	2	15	7.5	0	13
at AUB	6	88	14.7	2	36
MIZZ	5	125	25.0	2	56
LSU	2	16	8.0	0	9
vs WV	5	80	16.0	1	44
Totals (13)	52	842	16.2	13	70

2015

Opponent	Rec.	Yds.	Avg.	TD	LP
vs ASU	4	78	19.5	0	36
BALL	1	3	3.0	1	3
NEV	3	55	18.3	2	25
vs ARK	3	106	35.3	0	63
MS	7	141	20.1	0	49
ALA	3	56	18.7	0	23
at OM	3	19	6.3	0	13
SC	5	74	14.8	1	22
AUB	3	22	7.3	0	9
WCU		DNP			
at Vandy	3	105	35.0	1	95
at LSU	5	71	14.2	0	47
vs UL	11	177	16.1	0	36
Totals (12)	51	907	17.8	5	95

2016

Opponent	Rec.	Yds.	Avg.	TD	LP
UCLA	4	78	19.5	1	40
PVAMU	2	53	26.5	0	36
at AUB	7	98	14.0	1	51
vs. ARK	4	141	35.3	1	92
at SC	3	29	9.7	0	17
UT	5	89	17.8	1	43
at ALA	2	27	13.5	1	18
NMSU	3	71	23.7	1	41
Totals (8)	30	586	19.5	6	92
Career (33)	133	2,335	17.6	24	95



HONEY BADGER REDUX

Junior nickel back Donovan Wilson has drawn comparisons to former LSU playmaker Tyrann Mathieu or the "Honey Badger" because of his penchant for making big plays.

- Wilson ranked third in the SEC with five interceptions in 2015, which matched the entire Texas A&M team's output in 2014.
- Texas A&M defensive coordinator John Chavis says of Wilson, "We need that catalyst and he's been that catalyst force. He's made big play after big play. (Former LSU All-American Tyrann Mathieu) had the 'it' factor. We're starting to see some of that with Donovan." (Bryan-College Station Eagle, Oct. 7, 2015)

2015 Wilson (13 gms) vs. 2011 Mathieu (13 gms)

Player	TFL	QBS	INT	PBU	FR	FF
Wilson	8.5	2.0	5	3	2	3
Mathieu	7.5	1.5	2	9	5	6

- Wilson fills the stat sheet like few other defenders. He ranked No. 4 on the team in tackles (63), had 8.5 TFL, 2.0 QBS, three FF, two FR and three PBUs, along with his five INTs last season.
- A late addition to the Aggies' 2014 signing class, Wilson led the Shreveport, La., area with 13 interceptions while earning All-City Defensive POY (Shreveport Times) and Louisiana Class 4A all-state honors.



TOUGH MATCHUP

At 6-foot-5 and 240 pounds, junior WR Ricky Seals-Jones ranks as one of the toughest matchups for defensive backs in the nation.

- Seals-Jones missed the SC and UT games due to injury, but returned vs. ALA.
- Seals-Jones has been consistently praised as one of the team's top blockers on the perimeter.
- Seals-Jones has been the team's third-leading receiver the past two seasons with 49 catches in 2014 and 45 in 2015.
- His receptions single game high is 10 catches vs. Mississippi State in 2014, which ranks as one of five double-digit catch games by a freshman.
- RSJ played in two games as a true freshman in 2013 before suffering a season-ending injury. In his first career game, Seals-Jones reeled off a 71-yard TD catch and run against Rice that remains his career long.
- The early-season showdown of future Texas A&M signees Seals-Jones of Sealy HS and QB Kohl Stewart of St. Pius in 2012 was the first destination of the "Swag-copter" when head coach Kevin Sumlin used a helicopter to get from College Station to St. Pius' Parsley Field in Houston.

CAPTAIN KIRK

Sophomore WR/RS Christian Kirk is the only receiver in the SEC with 50-plus catches in 2016 and he has a school-record four TD punt returns on just 22 career tries.

- Became the first Aggie to post two punt return TDs in same game last week vs. NMSU (70 and 73 yards).
- Kirk and Washington's Dante Pettis are the only FBS players with multiple PR TDs the past two seasons.
- Among his 22 career punt returns are four TD and five 50-yard plus returns. His career PR average of 23.3 would make him the FBS active leader by more than four yards per return if he had the requisite 24 career returns.
- Kirk posted a career-high 12 catches vs. South Carolina.
- A consensus 5-star recruit out of Saguaro HS in Scottsdale, Ariz., Kirk was an early enrollee in January of 2015.



SEC Receptions Leaders

Christian Kirk, TA&M	54-446	6
Evan Engram, OM	49-700	6
Fred Ross, MSU	48-543	7
Calvin Ridley, ALA	44-497	5
Drew Morgan, ARK	41-420	2

KIRK GAME BY GAME

2015	Rushing				Receiving				KO Returns				Punt Returns				A-P
	No.	Yds.	TD	LG	No.	Yds.	TD	LG	No.	Yds.	TD	LG	No.	Yds.	TD	LG	
vs. ASU	0	0	0	0	6	106	1	66	2	36	0	24	2	82	1	79	224
BSU	0	0	0	0	4	43	1	14	1	24	0	24	2	67	0	56	134
NEV	0	0	0	0	6	120	0	48	3	72	0	27	0	0	0	0	192
vs. ARK	1	5	0	5	8	173	2	57	4	77	0	40	0	0	0	0	255
MSU	4	17	0	9	8	77	0	32	1	18	0	18	3	41	0	26	153
ALA	1	11	0	11	7	90	0	22	1	25	0	25	4	86	1	68	212
at OM	1	-2	0	0	2	16	0	9	0	0	0	0	1	-4	0	0	10
SC	0	0	0	0	6	37	0	11	0	0	0	0	0	0	0	0	37
AUB	2	4	0	4	7	44	0	14	0	0	0	0	0	0	0	0	48
WCU	0	0	0	0	9	122	2	43	2	30	0	26	1	46	0	46	198
at Vandy	0	0	0	0	4	43	0	18	0	0	0	0	1	23	0	23	66
at LSU	1	10	0	10	3	54	0	31	4	66	0	19	0	0	0	0	130
vs. UL	1	9	0	9	10	84	1	29	2	37	0	19	0	0	0	0	130
Total (13)	11	54	0	11	80	1009	7	66	20	385	0	40	14	341	2	79	1789

2016	Rushing				Receiving				KO Returns				Punt Returns				A-P
	No.	Yds.	TD	LG	No.	Yds.	TD	LG	No.	Yds.	TD	LG	No.	Yds.	TD	LG	
UCLA	1	11	0	11	8	58	0	13	1	21	0	21	1	17	0	17	107
PVAMU	0	0	0	0	5	106	2	64	0	0	0	0	1	3	0	3	109
at Auburn	2	24	0	20	5	22	0	9	0	0	0	0	0	0	0	0	46
vs. ARK	0	0	0	0	3	25	1	9	0	0	0	0	1	-14	0	0	11
at SC	2	7	0	4	12	61	0	11	0	0	0	0	2	20	0	12	88
Tennessee	0	0	0	0	7	80	1	24	0	0	0	0	0	0	0	0	80
at ALA	0	0	0	0	9	58	1	25	1	32	0	32	1	2	0	2	92
NMSU	0	0	0	0	5	36	1	18	0	0	0	0	2	143	2	73	179
TOTAL (8)	5	42	0	20	54	446	6	64	2	53	0	21	8	171	2	73	712
Career (21)	16	96	0	20	134	1,455	13	66	21	448	0	40	22	512	4	79	2,501



SEC Interceptions Leaders

Justin Evans, TA&M	4
Teez Tabor, UF	4
Quincy Wilson, UF	3
Aarion Penton, MIZZ	3
John Gibson, MIZZ	3
Chris Lammons, SC	3
Minkah Fitzpatrick, ALA	3
Jamarcus King, SC	3

BALL HAWK SAFETY

Senior SS Justin Evans has a well-earned reputation as one of the SEC's biggest hitters. He added ball-hawk to his repertoire with four pickoffs in 2016, which is tied for the SEC lead.

- Named Midseason National Defensive POTY by NFL.com...Semifinalist for the Thorpe Award (best college DB).
- Evans was spectacular in the season-opener against UCLA with a pair of interceptions, another broken up pass, a 21.0 average on kickoff returns and eight tackles. He earned Nagurski and Thorpe National Player of the Week honors.
- After the Auburn game, Evans was named SEC Defensive POTW after making a game-high 12 tackles and breaking up a pass against the Tigers.
- Evans ranked No. 3 on the team with 78 tackles in 2015, and he also contributed an interception and three broken up passes.
- He had a season-high 10 tackles in SEC games against Alabama and Vanderbilt.
- Evans joined the Aggies as an early enrollee after transferring from Mississippi Gulf Coast Community College.
- Was also a standout baseball player in high school, batting .495 as a senior at Wiggins High School.



GRADUATE TRANSFER QB

Graduate transfer Trevor Knight is the first upperclassman QB starter of the Kevin Sumlin era at Texas A&M with a caveat: Junior Matt Joeckel started the 2013 season-opener vs. Rice in place of Johnny Manziel, who was suspended for the first half.

- Named Midseason National Offensive Player of the Year by CollegeFootballNews.com.
- Knight joined the Aggies in January as a graduate transfer after playing three seasons at the University of Oklahoma.
- Has already established career highs in total offense (422 vs. PVAMU) and rushing yards (157 vs. ARK).
- Named Davey O'Brien National QB of the Week and Earl Campbell Tyler Rose POTW after rushing for 157/2 TDs and passing for 225/2 TDs in win over ARK (9/24).
- At OU, Knight started 15 games, including two bowl games.
- Knight's stats at OU were 3,424 passing yards/25 TDs and 852 rushing yards/8 TDs. He was named the MVP of OU's 2014 Sugar Bowl win over Alabama after connecting on 32-of-44 passes for 348 yards and four TDs.
- Knight had four 300-yard passing games and two 100-yard rushing games at OU.
- His fraternal twin brother, Connor, is a senior fullback for the Sooners.
- Knight earned his bachelor's degree in finance at OU and is pursuing his master's degree in management at Texas A&M.
- Knight helped spearhead the Aggies' humanitarian trip to Haiti last summer, and had made previous trips to the impoverished nation while at OU.

FBS QBs with 500/1,500/2,000

Player, School	Rush/Pass/Total O
Lamar Jackson, UL	998/2,522/3,520
Quinton Flowers, SF	921/1,941/2,862
Trevor Knight, TAMU	529/1,868/2,397
J.T. Barrett, OhSU	531/1,675/2,206
Jalen Hurts, ALA	521/1,578/2,099

SEC Rushing TD Leaders

Trevor Knight, TAMU	83-529	9
Jalen Hurts, ALA	95-521	9
Kerryon Johnson, AUB	116-580	8
Benjamin Snell Jr., UK	118-661	8

2016 KNIGHT GAME BY GAME

Opponent	No.	Rushing				Passing				Total OFF	TD Resp
		Yds.	TD	LG	C-A-I	Yds.	TD	LG			
S3 UCLA	9	31	2	8	22-42-1	239	1	40	270	3	
S10 PVAMU	7	78	1	32	21-37-1	344	3	64	422	4	
S17 at Auburn	12	42	0	16	20-40-0	247	1	51	289	1	
S24 vs. Arkansas	10	157	2	62	12-22-0	225	2	92	382	4	
O1 at S. Carolina	12	84	1	15	23-40-1	206	0	33	290	1	
O8 TENNESSEE	15	110	3	62	17-34-2	239	2	43	349	5	
O22 at Alabama	13	24	0	27	14-31-1	164	2	33	188	2	
O29 NMSU	5	3	0	6	15-24-0	204	2	41	207	2	
N5 at Mississippi St.											
N12 OLE MISS											
N19 UTSA											
N24 LSU											
2016 TOTAL		83	529	9	62	144-270-6	1,868	13	92	2,397	22



SEC Rushing Yards/Att. Leaders

1	Damien Harris, ALA	87-697	8.01
2	Derrius Guice, LSU	78-621	7.96
3	Trayveon Williams, TA&M	99-776	7.8
4	Boom Williams, UK	109-821	7.5
5	Josh Jacobs, ALA	53-381	7.2

INSTANT IMPACT

True freshman RB Trayveon Williams still isn't listed as the Aggies' starter at running back, but his impact on the Texas A&M rushing attack is undeniable.

- Williams ranks No. 5 in the SEC with an average of 97.0 rushing yards per game, while averaging 7.8 yards per rush.
- With 217 rushing yards against UT, Williams became the first Aggie true freshman to surpass the 200 rushing yards plateau. His 89-yard sprint vs. AUB was the second-longest by a freshman in A&M history.
- Was an early enrollee at Texas A&M in January 2016. A four-star recruit, Williams was District 15-5A MVP in 2015 after rushing for 1,409 yards and 20 TDs as a senior at C.E. King. Rushed for nearly 4,000 yards and 40 touchdowns his final two seasons.

Williams' Game-by-Game

2016	Rushes	Yds.	Avg.	TD	LP
UCLA	15	94	6.3	0	42
PVAMU	5	15	3.0	0	4
at AUB	8	127	15.9	1	89
vs. ARK	12	153	12.8	2	33
at SC	14	98	7.0	1	49
UT	28	217	7.8	1	71
at ALA	9	23	2.6	0	11
NMSU	8	49	6.1	1	12
Totals (8)	99	776	7.8	6	89



Avery
GENNESEY

LT



Colton
PRATER

LG



Erik
MCCOY

C



Connor
LANFEAR

RG



Jermaine
ELUEMENOR

RT

BIG MAROON GOONS

Calling themselves the Maroon Goons since 2012, the Aggies' typical starting lineup of tackles Jermaine Eluemenor and Avery Gennessee, guards Colton Prater and Connor Lanfear and center Erik McCoy weigh in at 1,555 pounds, or 311.0 pounds per goon.

Collectively, they are the second-heaviest starting five in school history, just behind the year-ending starting five in 2014 that averaged 312.0.

Here's the Beef

Goon	HT	WT	Starts
Jermaine Eluemenor, RT	6-5	315	9
Connor Lanfear, RG	6-6	315	7
Erik McCoy, C	6-4	305	8
Colton Prater, LG	6-4	295	8
Avery Gennessee, LT	6-5	315	21

GOON FACTS

- Texas A&M has produced a NFL first-round pick at offensive tackle for the past four seasons -- Luke Joeckel in 2013, Jake Matthews in 2014, Cedric Ogbuehi in 2015 and Germain Ifedi in 2016.
- Easily the most experienced Goon, senior LT Avery Gennessee started all 13 games in 2015 and has 21 career starts.

- Entering 2016, RT Jermaine Eluemenor was the only other Goon with starting experience -- he started one game at guard in 2015 (bowl game vs. Louisville).
- Eluemenor is nicknamed "London" because he grew up in London, England before moving to New Jersey as a teen.
- Eluemenor was the "hot chicken eating" champion at last year's Music City Bowl in Nashville, Tenn.
- The Aggies have rushed for 200+ yards in seven of eight games, including 366 vs. ARK which was the most against a SEC opponent since joining the league.
- Texas A&M hadn't rushed for 200+ yards in the first six games of a season since the days of Emory Bellard's famed Wishbone offense with Bubba Bean and George "Big Woo" Woodard in 1975.
- Texas A&M (6.3) and LSU (6.7) are the only teams in the SEC averaging more than six yards per carry.
- The first Goon off the bench has been 305-pound swing tackle Koda Martin, who has made a pair of starts at RT in 2016 and came in for an injured Gennessee against UCLA.



KEVIN SUMLIN

Head Coach

Years at TAMU:	5th (hired Dec. 10, 2011)
Coaching Record	43-17 at Texas A&M / 78-34 overall (9th season)
Birthdate:	Aug. 3, 1964
Hometown:	Indianapolis, Ind.
Wife:	Charlene
Children:	daughters Courtney and Shelby, sons Jackson and Joey
High School:	Brebeuf Jesuit Prep, Indianapolis, Ind.
College:	Purdue, 1988

- Kevin Sumlin enters his fifth season at Texas A&M in 2016. His 36 wins (36-16 record) after his first four seasons marked the second-fastest coaching start in school history behind R.C. Slocum's 39 wins from 1989-92.
- Sumlin was just the second Texas A&M head coach to lead the Aggies to at least eight wins in his each of his first four years.
- Sumlin's record against non-conference teams ranked in the AP Top 25 is a perfect 5-0 (wins over No. 22 Louisiana Tech and No. 11 Oklahoma in 2012, No. 22 Duke in 2013, No. 15 Arizona State in 2015 and No. 16 UCLA in 2016).
- Sumlin's 11 wins against AP Top 25 opponents rank No. 2 among Texas A&M head coaches in school history. Slocum leads the list with 17 wins vs. ranked opponents.
- Sumlin was the first Texas A&M coach to win three straight bowl games (2012-14). His three bowl wins match the most by a Texas A&M head coach (Slocum had three from 1989-2002). He was the second head coach in program history to take his first four squads to a bowl game.
- Sumlin was the 2012 SEC Coach of the Year by the Associated Press and the SEC Co-Coach of the Year by the league head coaches.
- Sumlin was a 2009, 2011 and 2012 Paul "Bear" Bryant Coach of the Year finalist, and a AFCA Coach of the Year finalist in 2011.
- Sumlin was hired at Texas A&M on Dec. 10, 2011 after four highly successful seasons as head coach at the University of Houston.
- He compiled a 35-17 record at UH, and led the Cougars to three bowl games in his four seasons.
- He earned his degree in Criminology and Criminal Justice from Purdue University in 1988. Sumlin was a standout linebacker for the Boilermakers from 1983-86.
- Sumlin served as an assistant coach at Texas A&M from 2001-02. Was hired as assistant head coach and wide receivers coach, and he added offensive coordinator to his responsibilities early in the 2002 season after the offense struggled early in the season. With Sumlin calling the plays, the Aggie offense flourished, averaging 33.0 points and 419 yards per game for the remainder of the season after posting just 16.0 points and 286 yards per game previously. A highlight of the season included a 30-26 win over top-ranked Oklahoma with the Aggies gaining 404 total yards to key the victory.
- Other assistant coaching stops for Sumlin include: Oklahoma (2003-07), Purdue (1998-2000), Minnesota (1993-97) and Wyoming (1991-92). He got his coaching start as a graduate assistant at Washington State from 1989-90.
- Sumlin is a native of Indianapolis, Ind., and attended high school at Brebeuf Jesuit Prep. He was born Aug. 3, 1964, in Brewton, Ala.



TEXAS A&M COACHES SPEED CHART

SIDELINE



KEVIN SUMLIN
HEAD COACH



NOEL MAZZONE
OFFENSIVE COOR. /
QUARTERBACKS



JEFF BANKS
SPECIAL TEAMS COOR. /
TIGHT ENDS



TERRY JOSEPH
SECONDARY



AARON MOOREHEAD
WIDE RECEIVERS



TERRY PRICE
DEFENSIVE ENDS



DAVID TURNER
RUN DEFENSE COOR. /
DEFENSIVE TACKLES



JIM TURNER
OFFENSIVE LINE



LARRY JACKSON
FOOTBALL SPORTS
PERFORMANCE


PRESS BOX



JOHN CHAVIS
ASSOC. HEAD COACH /
DEFENSIVE COOR.
LINEBACKERS



CLARENCE MCKINNEY
RUNNING BACKS



KYLE FIELD

- Home of the Aggies since 1905. Stadium built in 1927 and the horseshoe enclosed in 1929.
- Capacity: 102,733
- Stadium record crowd is 110,633 (A&M vs. Ole Miss, 10/11/2014).
- Kyle Field is named for former A&M Dean of Agriculture Edwin Jackson Kyle, who donated a 400 x 400-foot area of the southern edge of campus that had been assigned to him for horticultural experiments. It became the home of the Aggies.
- Texas A&M just finished a \$485 million re-development of Kyle Field that makes the Home of the 12th Man the largest football stadium in the SEC and the state of Texas.
- Texas A&M has led the SEC in home attendance the past two seasons, with an average of 105,122 in 2014 and 103,622 in 2015.

Texas A&M's 2015 attendance at Kyle Field surpassed the 700,000 level for the first time with a cumulative 725,354 attending the Aggies' seven home games. Texas A&M averaged 103,622 per game, which led the SEC for the second straight year.

KYLE FIELD RECORD CROWDS

110,633	Ole Miss (2014)	L, 35-20
106,248	Tennessee (2016)	W, 45-38 ²⁰¹
105,829	LSU (2014)	L, 23-17
105,733	Alabama (2015)	L, 41-23
104,756	Missouri (2014)	L, 34-27
104,728	Lamar (2014)	W, 73-3
104,625	Auburn (2015)	L, 26-10
104,455	Mississippi State (2015)	W, 30-17
104,213	Ball State (2015)	W, 56-23
103,867	Rice (2014)	W, 38-10

KYLE FIELD RECORD SEASON AVERAGES

1.	105,122	2014	630,735 / 6 games
2.	103,622	2015	725,354 / 7 games
3.	87,183	2011	610,283 / 7 games
4.	87,125	2013	697,003 / 8 games
5.	87,014	2012	522,083 / 6 games
6.	82,711	2001	496,268 / 6 games
7.	82,477	2010	577,338 / 7 games
8.	82,207	2007	575,450 / 7 games
9.	82,193	2008	575,351 / 7 games
10.	80,198	2002	561,389 / 7 games

SQUAD BREAKDOWN

STARTERS RETURNING

OFFENSE (6)

WR--	Christian Kirk	(11 starts in 2015)
WR--	Josh Reynolds	(12 starts in 2015)
WR--	Ricky Seals-Jones	(11 starts in 2015)
WR--	Damion Ratley	(7 starts in 2015)
LT--	Avery Gennesy	(13 starts in 2015)
LG--	Keaton Sutherland	(7 starts in 2015)

DEFENSE (6)

DE--	Daeshon Hall	(13 starts in 2015)
DE--	Myles Garrett	(13 starts in 2015)
LB--	Shaan Washington	(13 starts in 2015)
Nic-	Donovan Wilson	(7 starts in 2015)
FS--	Armani Watts	(13 starts in 2015)
SS--	Justin Evans	(12 starts in 2015)

SPECIAL TEAMS (4 POSITIONS)

HOL-	Conner McQueen	(perfect on holds in 2015)
SNP-	Austin Frey	(Snaps on punts)
	Christian Robertson	(Snaps on PAT/FG)
KR--	Christian Kirk	(19.2 avg. per return/Long 40)
PR--	Christian Kirk	(24.4 avg. per return/2 TDs)

STARTERS LOST

OFFENSE (5)

RT--	Germain Ifedi	(13 starts in 2015, 37 career starts)
C--	Mike Matthews	(13 starts in 2015, 36 career)
RG--	Joseph Cheek	(13 starts in 2015, 23 career starts)
RB--	Tra Carson	(13 starts in 2015, 17 career starts)
QB--	Kyle Allen	(9 starts in 2015, 14 career starts)

DEFENSE (5)

DT--	Julien Obioha	(10 starts in 2015, 46 career starts)
DT--	Alonzo Williams	(13 starts in 2015, 34 career starts)
LB--	A.J. Hilliard	(8 starts in 2015, 9 career starts)
CB--	De'Vante Harris	(13 starts in 2015, 38 career starts)
CB--	Brandon Williams	(13 starts in 2015, 17 career starts)

SPECIAL TEAMS (2)

PLK-	Taylor Bertolet	(22-of-31 FG, 38-of-38 PAT, 104 pts)
P--	Drew Kaser	(60 punts, 47.5 avg., 71 long)

RETURNING STATISTICAL LEADERS

RUSHING

James White, RB	55 carries, 196 net, 3.6 avg., 1 TD
Kwame Etwi, RB	20 carries, 151 net, 7.6 avg.

PASSING

Jake Hubenak, QB	40-of-75, 399 yards, 1 Int, 3 TD
------------------	----------------------------------

RECEIVING

Christian Kirk, WR	80 receptions, 1009 yards, 7 TD
Josh Reynolds, WR	51 receptions, 907 yards, 5 TD
Ricky Seals-Jones, WR	45 receptions, 560 yards, 4 TD
Speedy Noil, WR	21 receptions, 226 yards, 2 TD
Damion Ratley, WR	15 receptions, 200 yards, 2 TD
Jeremy Tabuyo, WR	9 receptions, 102 yards, 3 TD
Edward Pope, WR	8 receptions, 65 yards

ALL-PURPOSE

Christian Kirk, WR/RS	54 rush, 1,009 receive, 341 PR, 385 KOR, 1,789 A-P
-----------------------	--

SPECIAL TEAMS

Christian Kirk, RS	14-341/24.4 avg. PR, 20-385/19.2 avg. KOR
--------------------	---

TACKLES

Armani Watts, DB	126 tackles, 1 INT, 2 forced fumbles
Shaan Washington, LB	81 tackles, 1 sack, 1 forced fumble
Justin Evans, DB	78 tackles, 1 INT, 3 PBU
Donovan Wilson, DB	63 tackles, 5 INT, 3 forced fumbles
Myles Garrett, DL	59 tackles, 12.5 sacks, 5 forced fumbles
Daeshon Hall, DL	54 tackles, 7.0 sacks, 2 forced fumbles
Richard Moore, LB	39 tackles, 1.0 sack, 7.5 TFL

LETTERMEN RETURNING (50)

Offense (18) – Jermaine Eluemunor, Kwame Etwi, Avery Gennesy, Jake Hubenak, Frank Iheanacho, Jamal Jeffery, Christian Kirk, Connor Lanfear, Koda Martin, Boone Niederhofer, Speedy Noil, Edward Pope, Damion Ratley, Josh Reynolds, Ricky Seals-Jones, Keaton Sutherland, Jeremy Tabuyo, James White

Defense (29) – Otar Alaka, Devonta Burns, DeShawn Capers-Smith, Reggie Chevish, Qualen Cunningham, Victor Davis, Justin Dunning, Landis Durham, Noel Ellis, Justin Evans, Riley Garner, Myles Garrett, Claude George, Daeshon Hall, Nick Harvey, Zaycoven Henderson, Jarrett Johnson, Kingsley Keke, James Lockhart, Daylon Mack, Richard Moore, Tanner Schorp, Alex Sezer, Jr., Dwaine Thomas, Hardreck Walker, Josh Walker, Shaan Washington, Armani Watts, Donovan Wilson

Special Teams (3) – Austin Frey, Conner McQueen, Christian Robertson

LETTERMEN LOST (26)

Offense (16) – Kyle Allen, Brandon Alexander, Tra Carson, Joseph Cheek, Jordan Davis, Brice Dolezal, J.J. Gustafson, Sabian Holmes, Germain Ifedi, Nathan Kellman, Ryan Lindblade, Mike Matthews, Kyler Murray, Caden Smith, Jeremiah Stuckey, Blaine Townsend

Defense (8) – De'Vante Harris, A.J. Hilliard, Justin Manning, Sam Moeller, Julien Obioha, Alonzo Williams, Brandon Williams, Kevin Wilson

Special Teams (2) – Taylor Bertolet, Drew Kaser

TEXAS A&M DEPTH CHART (OCT. 31, 2016)

OFFENSE

WR	2	Speedy Noil, 5-11, 200, Jr-2L, New Orleans, LA (Edna Karr)
	19	Jeremy Tabuyo, 5-11, 195, Sr-3L, Honolulu, HI (St. Louis)
	or 4	DAMION RATLEY , 6-3, 195, Jr-1L, Yoakum, TX (Yoakum/Blinn JC)
LT	65	AVERY GENNESY , 6-5, 315, Sr-1L, Southaven, MS (Southaven/E. Miss.)
	75	Koda Martin, 6-6, 305, So-1L, Manvel, TX (Manvel)
LG	76	Colton Prater, 6-4, 295, Fr-HS, Bossier City, LA (Airline)
	69	Brayden Talbert, 6-5, 300, Fr-RS, Montgomery, TX (Montgomery)
C	64	Erik McCoy, 6-4, 305, Fr-RS, Lufkin, TX (Lufkin)
	55	Austin Anderson, 6-4, 297, Fr-HS, Mineola, TX (Mineola)
RG	70	Connor Lanfear, 6-6, 315, So-1L, Buda, TX (Buda)
	78	KEATON SUTHERLAND , 6-5, 310, So-1L, Flower Mound, TX (Marcus)
RT	72	Jermaine Eluemunor, 6-4, 325, Sr-1L, Denville, NJ (Morris Knolls/Lackawanna (PA))
	50	Tank Davis, 6-4, 290, So-SQ, Garland, TX (Lakeview Centennial)
WR	9	RICKY SEALS-JONES , 6-5, 240, Jr-2L, Sealy, TX (Sealy)
	15	Frank Iheanacho, 6-6, 230, So-1L, Houston, TX (Westside)
WR	11	JOSH REYNOLDS , 6-4, 193, Sr-2L, San Antonio, TX (Jay/Tyler JC)
	18	Edward Pope, 6-4, 172, Sr-3L, Carthage, TX (Carthage)
	or 16	Kemah Siverand, 6-1, 200, Fr-RS, Cypress, TX (Cy Ridge)
WR	3	CHRISTIAN KIRK , 5-11, 200, So-1L, Scottsdale, AZ (Saguaro)
	82	Boone Niederhofer, 6-3, 207, Sr-2L, San Antonio, TX (Churchill)
QB	8	Trevor Knight, 6-1, 215, Sr-TR, San Antonio, TX (Reagan/Oklahoma)
	10	Jake Hubenak, 6-3, 215, Jr-1L, Georgetown, TX (Georgetown/Blinn JC)
TB	20	James White, 6-0, 217, Jr-2L, Pearland, TX (Dawson)
	or 7	Keith Ford, 5-11, 215, Jr-RS, Cypress, TX (Cy Ranch/Oklahoma)
	or 5	Trayveon Williams, 5-9, 200, Fr-HS, Houston, TX (C.E. King)

DEFENSE

DE	10	DAESHON HALL , 6-6, 270, Sr-3L, Seattle, WA (Lancaster)
	9	Qualen Cunningham, 6-3, 240, Jr-2L, Chandler, AZ (Hamilton)
DT	92	Zaycoven Henderson, 6-2, 300, Jr-2L, Longview, TX (Longview)
	or 88	Kingsley Keke, 6-3, 310, So-1L, Richmond, TX (George Ranch)
DT	98	Hardreck Walker, 6-2, 290, Sr-3L, Spring, TX (Westfield)
	5	Daylon Mack, 6-1, 320, So-1L, Gladewater, TX (Gladewater)
DE	15	MYLES GARRETT , 6-5, 270, Jr-2L, Arlington, TX (Martin)
	40	Jarrett Johnson, 6-3, 260, Jr-2L, Katy, TX (Seven Lakes)
WLB	33	SHAAN WASHINGTON , 6-3, 240, Sr-3L, Alexandria, La.
	12	Cullen Gillaspia, 6-2, 230, So-SQ, Katy, TX (Taylor)
MLB	42	Otaro Alaka, 6-3, 240, So-1L, Houston, TX (Cy Falls)
	31	Claude George, 6-2, 240, Sr-1L, Lafayette, LA (Acadiana/Hutchinson (KS) CC)
SLB	7	Richard Moore, 6-1, 218, So-1L, Cedar Hill, TX (Cedar Hill)
	16	Dwayne Thomas, 6-2, 225, So-1L, Boutte, LA (Hahnville)
RCB	1	Nick Harvey, 5-10, 185, Jr-2L, Lancaster, TX (Richmond Travis)
	27	Roney Elam, 6-2, 180, Fr-RS, Newton, TX (Newton)
LCB	24	Priest Willis, 6-2, 200, Jr-RS, Tempe, AZ (Marcos De Niza/UCLA)
	26	DeShawn Capers-Smith, 6-0, 190, So-1L, New Orleans, LA (Warren Easton)
FS	23	ARMANI WATTS , 5-11, 200, Jr-2L, Forney, TX (North)
	11	Larry Pryor, 6-0, 205, Fr-RS, Sulphur Springs, TX (Sulphur Springs)
SS	14	JUSTIN EVANS , 6-1, 200, Sr-1L, Wiggins, MS (Stone/Gulf Coast (MS) CC)
	6	Donovan Wilson, 6-1, 206, Jr-2L, Shreveport, LA (Woodlawn)
NICK	6	DONOVAN WILSON , 6-1, 205, Jr-2L, Shreveport, LA (Woodlawn)
	or 4	Noel Ellis, 5-10, 185, Jr-2L, New Orleans, LA (Edna Karr)
	or 17	Alex Sezer, Jr., 5-9, 180, Sr-3L, Orange, TX (Little Cypress-Mauriceville)

SPECIAL TEAMS

PLK	36	Daniel LaCamera, 6-4, 223, So-SQ, Tarpon Springs, FL (East Lake)
P	46	Shane Tripucka, 6-3, 210, Jr-SQ, Allen, TX (Allen)
	34	Braden Mann, 5-11, 205, Fr-HS, Houston, TX (Cy Fair)
SNP	40	CHRISTIAN ROBERTSON , 5-11, 240, So-1L, Grapevine, TX (Grapevine)
	45	AUSTIN FREY , 6-1, 220, So-1L, Tomball, TX (Homeschool)
HOLD	14	CONNER MCQUEEN , 5-10, 175, Sr-3L, Klein, TX (Klein Oak)

PR	3	CHRISTIAN KIRK , 5-11, 200, So-1L, Scottsdale, AZ (Saguaro)
	14	Justin Evans, 6-1, 200, Sr-1L, Wiggins, MS (Stone/Gulf Coast (MS) CC)
	1	Nick Harvey, 5-10, 185, Jr-2L, Lancaster, TX (Richmond Travis)
KR	14	Justin Evans, 6-1, 200, Sr-1L, Wiggins, MS (Stone/Gulf Coast (MS) CC)
	7	Keith Ford, 5-11, 215, Jr-RS, Cypress, TX (Cy Ranch/Oklahoma)
	5	Trayveon Williams, 5-9, 200, Fr-HS, Houston, TX (C.E. King)

PRONUNCIATION GUIDE

Audible pronunciations available on the online roster at 12thMan.com

ALAKA, OTARO _____ ah-LOCK-ah, oh-TAR-oh
 BUSSEY, Kendall _____ BUS-ee
 CHEVIS, Reggie _____ SHEH-viss (like Chevy)
 Cunningham, QUALEN _____ KWAY-lin
 Davis, QUARTNEY _____ courtney
 DIESCH, Kellen _____ deesh
 DWORACZYK, Justin _____ da-war-zick
 Elam, RONEY _____ ronnie
 Ellis, NOEL _____ no-ELL
 ELUEMUNOR, Jermaine _____ eh-LOO-muh-nor
 ETWI, Kwame _____ ett-wee
 FREY, Austin _____ fry
 GENNESY, Avery _____ JIN-ih-see

GILLASPIA, Cullen _____ GILL-ess-pee-ah
 Hall, DAESHON _____ DAY-shon
 Henderson, ZAYCOVEN _____ zay-COE-vin
 HUBENAK, Jake _____ HUGH-ben-ack
 IHEANACHO, Frank _____ eye-HEN-uch-oh
 KEKE, Kingsley _____ KEY-KEY
 LACAMERA, Daniel _____ lah-camera
 MADUBUIKE, Justin _____ MAD-aye-boo-kay
 NOIL, Speedy _____ NOIL (as in oil)
 OKEKE, IKENNA _____ OH-kay-kay, EYE-ken-ah
 SEZER, Alex _____ SEE-zer
 TABUYO, Jeremy _____ tah-BOO-yo
 TRIPUCKA, Shane _____ trah-PUKE-ah

TEXAS A&M FOOTBALL ALPHABETICAL ROSTER

	NAME	POS.	HT.	WT.	CL-EXP	HOMETOWN (HIGH SCHOOL/JC)
42	Alaka, Otar	LB	6-3	240	So-1L	Houston, TX (Cypress Falls)
55	Anderson, Austin	OL	6-4	297	Fr-HS	Mineola, TX (Mineola)
51	Anderson, Riley	OL	6-5	294	Fr-HS	Mineola, TX (Mineola)
63	Baldree, Cagan	OL	6-4	271	Fr-HS	Carthage, TX (Carthage)
34	Bantle, Clayton	DB	6-1	205	Fr-HS	Shreveport, LA (Loyola College Prep)
67	Beakey, Drew	OL	6-3	290	Fr-RS	Houston, TX (Lutheran South Academy)
33	Bean, Justice	WR	5-11	180	Fr-HS	Frankston, TX (Frankston)
32	Boyd, Rakeem	RB	5-11	200	Fr-HS	Houston, Texas (Stratford)
96	Brown, Jesse	DL	6-0	285	So-TR	Katy, TX (Katy/Navarro JC)
25	Bussey, Kendall	RB	5-9	200	Fr-RS	New Orleans, LA (Isidore Newman)
26	Capers-Smith, DeShawn	DB	6-0	190	So-1L	New Orleans, LA (Warren Easton)
22	Chattman, Clifford	DB	6-5	190	Fr-HS	New Orleans, LA (McDonogh 35)
43	Chavis, Kristian	RB	5-9	215	Fr-RS	Florence, SC (South Florence)
13	Chevis, Reggie	DL	6-1	300	Jr-1L	Houston, TX (Sharpstown)
80	Chriss, Clyde	WR	6-0	170	Fr-HS	New Orleans, LA (Warren Easton)
27	Clark, John	RB	5-8	195	Fr-HS	Northbrook, IL (Glenbrook North)
89	Cline, Calvin	TE	6-5	255	Jr-TR	Ft. Lauderdale, FL (Pine Crest/Va. Tech)
9	Cunningham, Qualen	DL	6-3	240	Jr-2L	Chandler, AZ (Hamilton)
86	Darley, David	DE	6-4	240	Jr-SQ	Westlake Village, CA (Oaks Christian)
1	Davis, Quartney	WR	6-2	195	Fr-HS	Houston, TX (Langham Creek)
50	Davis, Tank	OL	6-4	290	So-SQ	Garland, TX (Lakeview Centennial)
26	Davis, Victor	DB	6-1	190	Jr-2L	Rosenberg, TX (Terry)
74	Diesch, Kellen	OL	6-5	286	Fr-HS	Trophy Club, TX (Byron Nelson)
25	Dodson, Tyrel	LB	6-2	245	Fr-HS	Franklin, TN (Centennial)
54	Driver, Jordan	LB	6-1	245	Fr-HS	Bryan, TX (Bryan)
8	Dunning, Justin	DB	6-4	225	So-1L	Whitehouse, TX (Whitehouse)
46	Durham, Landis	DL	6-3	255	So-1L	Plano, TX (East)
68	Dworaczyk, Justin	OL	6-6	280	Fr-RS	Houston, TX (Langham Creek)
27	Elam, Roney	DB	6-2	180	Fr-RS	Newton, TX (Newton)
71	Elbert, Trevor	OL	6-5	300	Fr-RS	Rockwall, TX (Heath)
4	Ellis, Noel	DB	5-10	185	Jr-2L	New Orleans, LA (Edna Karr)
72	Eluemunor, Jermaine	OL	6-4	325	Sr-1L	Denville, NJ (Morris Knolls/Lackawanna (PA))
22	Etwi, Kwame	RB	5-9	195	So-1L	Conroe TX (Oak Ridge)
14	Evans, Justin	DB	6-1	200	Sr-1L	Wiggins, MS (Stone/Gulf Coast (MS) CC)
7	Ford, Keith	RB	5-11	215	Jr-RS	Cypress, TX (Cypress Ranch/Oklahoma)
45	Frey, Austin	DS	6-1	220	So-1L	Tomball, TX (Homeschool)
28	Fuller, Travon	DB	6-1	170	Fr-HS	Athens, TX (Athens)
35	Garner, Riley	LB	6-3	230	So-1L	College Station, TX (AGM Consolidated)
15	Garrett, Myles	DL	6-5	270	Jr-2L	Arlington, TX (Martin)
65	Gennessy, Avery	OL	6-5	315	Sr-1L	Southaven, MS (Southaven/E. Mississippi)
31	George, Claude	LB	6-2	240	Sr-1L	Lafayette, LA (Acadiana/Hutchinson (KS) CC)
12	Gillaspia, Cullen	LB	6-2	230	So-SQ	Katy, TX (Taylor)
41	Grady, Peter	PLK	5-11	220	Jr-SQ	Cedar Park, TX (Vista Ridge)
24	Graham, Jake	TE	6-0	228	Fr-HS	Waco, TX (Midway)
91	Grimes, KJ	DL	6-3	230	Fr-HS	College Station, TX (College Station)
85	Gustafson, Grant	TE	6-4	235	Fr-RS	Fort Worth, TX (All Saints)
10	Hall, Daeshon	DL	6-6	270	Sr-3L	Seattle, WA (Lancaster)
21	Hansford, Aaron	WR	6-3	225	Fr-HS	Washington, D.C. (St. John's College)
1	Harvey, Nick	DB	5-10	185	Jr-2L	Lancaster, TX (Richmond Travis)
92	Henderson, Zaycoven	DL	6-2	300	Jr-2L	Longview, TX (Longview)
10	Hubenak, Jake	QB	6-3	215	Jr-1L	Georgetown, TX (Georgetown/Blinn JC)
16	Hughes, Hank	QB	6-2	188	Fr-HS	Richardson, TX (Pearce)
15	Iheanacho, Frank	WR	6-6	230	So-1L	Houston, TX (Westside)
13	Jeffery, Jamal	WR	5-9	175	Jr-1L	Lufkin, TX (Lufkin)
40	Johnson, Jarrett	DE	6-3	260	Jr-2L	Katy, TX (Seven Lakes)
81	Judkins, Jalyn	TE	6-4	230	Jr-SQ	Angleton, TX (Angleton)
88	Keke, Kingsley	DL	6-4	310	So-1L	Richmond, TX (George Ranch)
88	Kirchner, Matthew	WR	6-2	200	Fr-RS	Plano, TX (Plano)
3	Kirk, Christian	WR	5-11	200	So-1L	Scottsdale, AZ (Saguaro)

	NAME	POS.	HT.	WT.	CL-EXP	HOMETOWN (HIGH SCHOOL/JC)
8	Knight, Trevor	QB	6-1	215	Sr-TR	San Antonio, TX (Reagan/Oklahoma)
50	Labhart, Mac	LB	6-0	230	So-SQ	Dallas, TX (St. Mark's)
36	LaCamera, Daniel	PLK	6-4	223	So-SQ	Tarpon Springs, FL (East Lake)
70	Lanfear, Connor	OL	6-6	315	So-1L	Buda, TX (Buda)
41	Laufenberg, Luke	TE	6-4	225	Fr-HS	Argyle, TX (Liberty Christian)
99	Lockhart, James	DL	6-3	260	So-1L	Ennis, TX (Ennis)
62	Loitz, Chad	OL	6-1	325	Jr-SQ	Round Rock, TX (McNeil)
5	Mack, Daylon	DL	6-1	320	So-1L	Gladewater, TX (Gladewater)
52	Madubuike, Justin	DL	6-3	275	Fr-HS	McKinney, TX (North)
56	Magee II, Keeath	LB	6-0	210	Fr-HS	Houston, TX (Westfield)
34	Mann, Braden	PLK/P	5-11	205	Fr-HS	Houston, TX (Cypress Fair)
75	Martin, Koda	OL	6-6	305	So-1L	Manvel, TX (Manvel)
38	Mastrogiovanni, Jordan	LB	6-3	235	Jr-2L	Dallas, TX (Jesuit)
77	McCollum, Ryan	OL	6-5	285	Fr-HS	Spring, TX (Klein Oak)
64	McCoy, Erik	OL	6-4	305	Fr-RS	Lufkin, TX (Lufkin)
14	McQueen, Conner	QB	5-10	175	Sr-3L	Klein, TX (Klein Oak)
26	Merritt, Kirk	WR	5-11	205	So-TR	Destrehan, LA (Destrehan/Oregon)
13	Milstead, Michael	QB	6-0	185	Fr-HS	Houston, TX (Stratford)
7	Moore, Richard	LB	6-1	218	So-1L	Cedar Hill, TX (Cedar Hill)
42	Motley, Josch	WR	5-11	185	Jr-SQ	College Station, TX (AGM Consolidated)
90	Moton, T.D.	DL	6-3	305	Fr-HS	Shreveport, LA (Woodlawn)
82	Niederhofer, Boone	WR	6-3	207	Sr-2L	San Antonio, TX (Churchill)
2	Noil, Speedy	WR	5-11	200	Jr-2L	New Orleans, LA (Edna Karr)
20	Okeke, Ikenna	DB	6-3	219	Fr-HS	Smyrna, TN (Smyrna)
21	Oliver, Charles	DB	6-2	200	Fr-HS	Fairfield, TX (Fairfield)
32	Paulhill, Will	DB	5-10	200	Sr-SQ	Conroe, TX (Conroe)
47	Phillips, Samuel	WR	6-3	214	Fr-RS	Concord, CA (De La Salle)
18	Pope, Edward	WR	6-4	172	Sr-3L	Carthage, TX (Carthage)
76	Prater, Colton	OL	6-4	295	Fr-HS	Bossier City, LA (Airline)
11	Pryor, Larry	DB	6-0	205	Fr-RS	Sulphur Springs, TX (Sulphur Springs)
4	Ratley, Damion	WR	6-3	195	Jr-1L	Yoakum, TX (Yoakum/Blinn JC)
19	Rawlins, Gannon	QB	6-3	220	Fr-HS	Galveston, TX (Ball)
11	Reynolds, Josh	WR	6-4	193	Sr-2L	San Antonio, TX (Jay/Tyler JC)
30	Reynolds, Moses	DB	6-2	190	Fr-HS	San Antonio, TX (Jay)
38	Riethman, Drew	PLK	6-0	190	Fr-HS	Ft. Worth, TX (Nolan Catholic)
40	Robertson, Christian	DS	5-11	240	So-1L	Grapevine, TX (Grapevine)
84	Rogers, Kendrick	WR	6-3	200	Fr-HS	Frankston, TX (Frankston)
28	Sanders, A.J.	RB	5-10	190	Fr-HS	The Woodlands, TX (College Park)
86	Schorp, Tanner	TE	6-3	250	Jr-1L	San Antonio, TX (Ronald Reagan)
9	Seals-Jones, Ricky	WR	6-5	240	Jr-2L	Sealy, TX (Sealy)
17	Sezer, Jr., Alex	DB	5-9	180	Sr-3L	Orange, TX (Little Cypress-Mauriceville)
87	Shetler, Greer	TE	6-4	215	Fr-RS	San Antonio, TX (Alamo Heights)
16	Siverand, Kemah	WR	6-1	200	Fr-RS	Cypress, TX (Cypress Ridge)
17	Starkel, Nick	QB	6-3	195	Fr-HS	Argyle, TX (Liberty Christian)
78	Sutherland, Keaton	OL	6-5	310	So-1L	Flower Mound, TX (Marcus)
19	Tabuyo, Jeremy	WR	5-11	195	Sr-3L	Honolulu, HI (St. Louis)
69	Talbert, Brayden	OL	6-5	300	Fr-RS	Montgomery, TX (Montgomery)
16	Thomas, Dwaine	LB	6-2	225	So-1L	Boutte, LA (Hahnville)
46	Tripucka, Shane	P	6-3	210	Jr-SQ	Allen, TX (Allen)
98	Walker, Hardreck	DL	6-2	290	Sr-3L	Spring, TX (Westfield)
11	Walker, Josh	LB	6-0	245	Jr-2L	Gilmer, TX (Gilmer)
33	Washington, Shaan	LB	6-3	240	Sr-3L	Alexandria, LA (Senior)
23	Watts, Armani	DB	5-11	200	Jr-2L	Forney, TX (North)
58	White, Braden	LB	5-11	220	Fr-HS	Florence, AL (Florence)
20	White, James	RB	6-0	217	Jr-2L	Pearland, TX (Dawson)
83	Whitley, Kyle	WR	6-2	210	So-SQ	Troy, TX (Troy)
5	Williams, Trayveon	RB	5-9	200	Fr-HS	Houston, TX (C.E. King)
24	Willis, Priest	DB	6-2	200	Jr-RS	Tempe, AZ (Marcos De Niza/UCLA)
6	Wilson, Donovan	DB	6-1	206	Jr-2L	Shreveport, LA (Woodlawn)

TEXAS A&M FOOTBALL NUMERICAL ROSTER

	NAME	POS.	HT.	WT.	CL-EXP	HOMETOWN (HIGH SCHOOL/JC)
1	Davis, Quartney	WR	6-2	195	Fr-HS	Houston, TX (Langham Creek)
1	Harvey, Nick	DB	5-10	185	Jr-2L	Lancaster, TX (Richmond Travis)
2	Noil, Speedy	WR	5-11	200	Jr-2L	New Orleans, LA (Edna Karr)
3	Kirk, Christian	WR	5-11	200	So-1L	Scottsdale, AZ (Saguaro)
4	Ellis, Noel	DB	5-10	185	Jr-2L	New Orleans, LA (Edna Karr)
4	Ratley, Damion	WR	6-3	195	Jr-1L	Yoakum, TX (Yoakum/Blinn JC)
5	Mack, Daylon	DL	6-1	320	So-1L	Gladewater, TX (Gladewater)
5	Williams, Trayveon	RB	5-9	200	Fr-HS	Houston, TX (C.E. King)
6	Wilson, Donovan	DB	6-1	206	Jr-2L	Shreveport, LA (Woodlawn)
7	Ford, Keith	RB	5-11	215	Jr-RS	Cypress, TX (Cypress Ranch/Oklahoma)
7	Moore, Richard	LB	6-1	218	So-1L	Cedar Hill, TX (Cedar Hill)
8	Dunning, Justin	DB	6-4	225	So-1L	Whitehouse, TX (Whitehouse)
8	Knight, Trevor	QB	6-1	215	Sr-TR	San Antonio, TX (Reagan/Oklahoma)
9	Cunningham, Qualen	DL	6-3	240	Jr-2L	Chandler, AZ (Hamilton)
9	Seals-Jones, Ricky	WR	6-5	240	Jr-2L	Sealy, TX (Sealy)
10	Hall, Daeshon	DL	6-6	270	Sr-3L	Seattle, WA (Lancaster)
10	Hubenak, Jake	QB	6-3	215	Jr-1L	Georgetown, TX (Georgetown/Blinn JC)
11	Pryor, Larry	DB	6-0	205	Fr-RS	Sulphur Springs, TX (Sulphur Springs)
11	Reynolds, Josh	WR	6-4	193	Sr-2L	San Antonio, TX (Jay/Tyler JC)
11	Walker, Josh	LB	6-1	245	Jr-2L	Gilmer, TX (Gilmer)
12	Gillaspia, Cullen	LB	6-2	230	So-SQ	Katy, TX (Taylor)
13	Chevis, Reggie	DL	6-1	300	Jr-1L	Houston, TX (Sharpstown)
13	Jeffery, Jamal	WR	5-9	175	Jr-1L	Lufkin, TX (Lufkin)
13	Milstead, Michael	QB	6-0	180	Fr-HS	Houston, TX (Stratford)
14	Evans, Justin	DB	6-1	200	Sr-1L	Wiggins, MS (Stone/Gulf Coast (MS) CC)
14	McQueen, Conner	QB	5-10	175	Sr-3L	Klein, TX (Klein Oak)
15	Garrett, Myles	DL	6-5	270	Jr-2L	Arlington, TX (Martin)
15	Iheanacho, Frank	WR	6-6	230	So-1L	Houston, TX (Westside)
16	Hughes, Hank	QB	6-2	188	Fr-HS	Richardson, TX (Pearce)
16	Siverand, Kemah	WR	6-1	200	Fr-RS	Cypress, TX (Cypress Ridge)
16	Thomas, Dwaine	LB	6-2	225	So-1L	Boutte, LA (Hahnville)
17	Sezer, Jr., Alex	DB	5-9	180	Sr-3L	Orange, TX (Little Cypress-Mauriceville)
17	Starkel, Nick	QB	6-3	195	Fr-HS	Argyle, TX (Liberty Christian)
18	Pope, Edward	WR	6-4	172	Sr-3L	Carthage, TX (Carthage)
19	Rawlins, Gannon	QB	6-3	220	Fr-HS	Galveston, TX (Ball)
19	Tabuyo, Jeremy	WR	5-11	195	Sr-3L	Honolulu, HI (St. Louis)
20	Okeke, Ikenna	DB	6-3	219	Fr-HS	Smyrna, TN (Smyrna)
20	White, James	RB	6-0	217	Jr-2L	Pearland, TX (Dawson)
21	Hansford, Aaron	WR	6-3	225	Fr-HS	Washington, D.C. (St. John's College)
21	Oliver, Charles	DB	6-2	200	Fr-HS	Fairfield, TX (Fairfield)
22	Chattman, Clifford	DB	6-5	190	Fr-HS	New Orleans, LA (McDonogh 35)
22	Etwi, Kwame	RB	5-9	195	So-1L	Conroe TX (Oak Ridge)
23	Watts, Armani	DB	5-11	200	Jr-2L	Forney, TX (North)
24	Graham, Jake	TE	6-2	228	Fr-HS	Waco, TX (Midway)
24	Willis, Priest	DB	6-2	200	Jr-RS	Tempe, AZ (Marcos De Niza/UCLA)
25	Bussey, Kendall	RB	5-9	200	Fr-RS	New Orleans, LA (Isidore Newman)
25	Dodson, Tyrel	LB	6-2	245	Fr-HS	Franklin, TN (Centennial)
26	Capers-Smith, DeShawn	DB	6-0	190	So-1L	New Orleans, LA (Warren Easton)
26	Davis, Victor	DB	6-1	190	Jr-2L	Rosenberg, TX (Terry)
26	Merritt, Kirk	WR	5-11	205	So-TR	Destrehan, LA (Destrehan/Oregon)
27	Clark, John	RB	5-8	185	Fr-HS	Northbrook, IL (Glenbrook North)
27	Elam, Roney	DB	6-2	180	Fr-RS	Newton, TX (Newton)
28	Fuller, Travon	DB	6-0	170	Fr-HS	Athens, TX (Athens)
28	Sanders, A.J.	RB	5-10	190	Fr-HS	The Woodlands, TX (College Park)
30	Reynolds, Moses	DB	6-2	190	Fr-HS	San Antonio, TX (Jay)
31	George, Claude	LB	6-2	240	Sr-1L	Lafayette, LA (Acadiana/Hutchinson (KS) CC)
32	Boyd, Rakeem	RB	5-11	200	Fr-HS	Houston, Texas (Stratford)
32	Paulhill, Will	DB	5-10	200	Sr-SQ	Conroe, TX (Conroe)
33	Bean, Justice	WR	5-11	180	Fr-HS	Frankston, TX (Frankston)

	NAME	POS.	HT.	WT.	CL-EXP	HOMETOWN (HIGH SCHOOL/JC)
33	Washington, Shaan	LB	6-3	240	Sr-3L	Alexandria, LA (Senior)
34	Bantle, Clayton	DB	6-1	205	Fr-HS	Shreveport, LA (Loyola College Prep)
34	Mann, Braden	PLK/P	5-11	205	Fr-HS	Houston, TX (Cypress Fair)
35	Garner, Riley	LB	6-3	230	So-1L	College Station, TX (A&M Consolidated)
36	LaCamera, Daniel	PLK	6-4	223	So-SQ	Tarpon Springs, FL (East Lake)
38	Mastrogiovanni, Jordan	LB	6-3	235	Jr-2L	Dallas, TX (Jesuit)
38	Riethman, Drew	PLK	6-0	190	Fr-HS	Ft. Worth, TX (Nolan Catholic)
40	Johnson, Jarrett	DL	6-3	260	Jr-2L	Katy, TX (Seven Lakes)
40	Robertson, Christian	DS	5-11	240	So-1L	Grapevine, TX (Grapevine)
41	Grady, Peter	PLK	5-11	220	Jr-SQ	Cedar Park, TX (Vista Ridge)
41	Laufenberg, Luke	TE	6-4	225	Fr-HS	Argyle, TX (Liberty Christian)
42	Alaka, Otaru	LB	6-3	240	So-1L	Houston, TX (Cypress Falls)
42	Motley, Josch	WR	5-11	185	Jr-SQ	College Station, TX (A&M Consolidated)
43	Chavis, Kristian	RB	5-9	215	Fr-RS	Florence, SC (South Florence)
45	Frey, Austin	DS	6-1	220	So-1L	Tomball, TX (Homeschool)
46	Durham, Landis	DL	6-3	255	So-1L	Plano, TX (East)
46	Tripucka, Shane	P	6-3	210	Jr-SQ	Allen, TX (Allen)
47	Phillips, Samuel	WR	6-3	214	Fr-RS	Concord, CA (De La Salle)
50	Davis, Tank	OL	6-4	290	So-SQ	Garland, TX (Lakeview Centennial)
50	Labhart, Mac	LB	6-0	230	So-SQ	Dallas, TX (St. Mark's)
51	Anderson, Riley	OL	6-5	294	Fr-HS	Mineola, TX (Mineola)
52	Madubuike, Justin	DL	6-3	275	Fr-HS	McKinney, TX (North)
54	Driver, Jordan	LB	6-1	245	Fr-HS	Bryan, TX (Bryan)
55	Anderson, Austin	OL	6-4	297	Fr-HS	Mineola, TX (Mineola)
56	Magee II, Keeath	LB	6-0	210	Fr-HS	Houston, TX (Westfield)
58	White, Braden	LB	5-11	220	Fr-HS	Florence, AL (Florence)
62	Loitz, Chad	OL	6-1	325	Jr-SQ	Round Rock, TX (McNeil)
63	Baldree, Cagan	OL	6-4	271	Fr-HS	Carthage, TX (Carthage)
64	McCoy, Erik	OL	6-4	305	Fr-RS	Lufkin, TX (Lufkin)
65	Gennesy, Avery	OL	6-5	315	Sr-1L	Southaven, MS (Southaven/E. Mississippi)
67	Beakey, Drew	OL	6-3	290	Fr-RS	Houston, TX (Lutheran South Academy)
68	Dworaczyk, Justin	OL	6-6	280	Fr-RS	Houston, TX (Langham Creek)
69	Talburt, Brayden	OL	6-5	300	Fr-RS	Montgomery, TX (Montgomery)
70	Lanfear, Connor	OL	6-6	315	So-1L	Buda, TX (Buda)
71	Elbert, Trevor	OL	6-5	300	Fr-RS	Rockwall, TX (Heath)
72	Eluemunor, Jermaine	OL	6-4	325	Sr-1L	Denville, NJ (Morris Knolls/Lackawanna (PA))
74	Diesch, Kellen	OL	6-5	286	Fr-HS	Trophy Club, TX (Byron Nelson)
75	Martin, Koda	OL	6-6	305	So-1L	Manvel, TX (Manvel)
76	Prater, Colton	OL	6-4	295	Fr-HS	Bossier City, LA (Airline)
77	McCollum, Ryan	OL	6-5	285	Fr-HS	Spring, TX (Klein Oak)
78	Sutherland, Keaton	OL	6-5	310	So-1L	Flower Mound, TX (Marcus)
80	Chriss, Clyde	WR	6-0	175	Fr-HS	New Orleans, LA (Warren Easton)
81	Judkins, Jalyn	TE	6-4	230	Jr-SQ	Angleton, TX (Angleton)
82	Niederhofer, Boone	WR	6-3	207	Sr-2L	San Antonio, TX (Churchill)
83	Whitley, Kyle	WR	6-2	210	So-SQ	Troy, TX (Troy)
84	Rogers, Kendrick	WR	6-3	200	Fr-HS	Frankston, TX (Frankston)
85	Gustafson, Grant	TE	6-4	235	Fr-RS	Fort Worth, TX (All Saints)
86	Darley, David	DE	6-4	240	Jr-SQ	Westlake Village, CA (Oaks Christian)
86	Schorp, Tanner	TE	6-3	250	Jr-1L	San Antonio, TX (Ronald Reagan)
87	Shetler, Greer	TE	6-4	215	Fr-RS	San Antonio, TX (Alamo Heights)
88	Keke, Kingsley	DL	6-4	310	So-1L	Richmond, TX (George Ranch)
88	Kirchner, Matthew	WR	6-2	200	Fr-RS	Plano, TX (Plano)
89	Cline, Kalvin	TE	6-5	255	Jr-TR	Ft. Lauderdale, FL (Pine Crest/Virginia Tech)
90	Moton, T.D.	DL	6-3	305	Fr-HS	Shreveport, LA (Woodlawn)
91	Grimes, KJ	DL	6-3	230	Fr-HS	College Station, TX (College Station)
92	Henderson, Zaycoven	DL	6-2	300	Jr-2L	Longview, TX (Longview)
96	Brown, Jesse	DL	6-0	285	So-TR	Katy, TX (Katy/Navarro JC)
98	Walker, Hardreck	DL	6-2	290	Sr-3L	Spring, TX (Westfield)
99	Lockhart, James	DL	6-3	260	So-1L	Ennis, TX (Ennis)

SCHEDULE BREAKDOWN -- RANKINGS / TV / RADIO

Date	AP/HC/CF	Opponent (AP/HC/CF)	TV/Kickoff	Play-by-Play, Analyst (s), Sideline	National Radio	Play-by-Play, Analyst, Sideline
9/3	RV/RV	UCLA (16/24)	CBS/2:30 pm	Verne Lundquist, Gary Danielson, Allie LaForce	Compass Media	Gregg Daniels, Tony Hill
9/10	20/24	Prairie View A&M (n/a)	SEC N/11 am	Roy Philpott, Clint Stoerner, Kevin Weidl		
9/17	17/20	at Auburn (RV/RV)	ESPN/6 pm	Dave Flemming, Brian Griese, Todd McShay		
9/24	10/13	vs. Arkansas (17/18)	ESPN/8 pm	Joe Tessitore, Todd Blackledge, Holly Rowe		
10/1	9/10	at South Carolina (NR/NR)	SEC N/3 pm	Dave Neal, Matt Stinchcomb, Olivia Harlan		
10/8	8/7	Tennessee (9/9)	CBS/2:30 pm	Verne Lundquist, Gary Danielson, Allie LaForce		
10/22	6/6	at Alabama (1/1)	CBS/2:30 pm	Verne Lundquist, Gary Danielson, Allie LaForce	Compass Media	Chris Carrino, Brian Baldinger
10/29	9/10	New Mexico St. (NR/NR)	ESPNU/6:30 pm	Anish Shroff, Ahmad Brooks		
11/5	7/7	at Mississippi St. (NR/NR)	SEC N/11 am	Dave Neal, Matt Stinchcomb, Olivia Harlan		
11/12		Ole Miss				
11/19		UTSA				
11/24		LSU	ESPN/6:30 pm			

AGGIES IN THE RANKINGS (WEEK BY WEEK)

Poll	Pre	W2	W3	W4	W5	W6	W7	W8	W9	W10	W11	W12	W13	W14	W15	FIN
College FB Playoff	--	--	--	--	--	--	--	--	--	TBA						
Associated Press	RV	20	17	10	9	8	6	6	9	7						
Amway Coaches	RV	24	20	13	10	7	6	6	10	7						

Associated Press Top 25

RK	TEAM	RECORD	PTS	LW
1.	Alabama (60)	8-0	1524	1
2.	Michigan (1)	8-0	1435	2
3.	Clemson	8-0	1401	3
4.	Washington	8-0	1369	4
5.	Louisville	7-1	1262	5
6.	Ohio St.	7-1	1207	6
7.	Texas A&M	7-1	1150	9
8.	Wisconsin	6-2	1122	11
9.	Nebraska	7-1	951	7
10.	Florida	6-1	929	14
11.	Auburn	6-2	927	15
12.	Oklahoma	6-2	835	16
13.	Baylor	6-1	693	8
14.	West Virginia	6-1	620	10
15.	LSU	5-2	586	19
16.	Utah	7-2	506	17
17.	W. Michigan	8-0	481	20
18.	N. Carolina	6-2	423	21
19.	Florida St.	5-3	409	12
20.	Penn St.	6-2	390	24
21.	Colorado	6-2	375	23
22.	Oklahoma St.	6-2	355	NR
23.	Virginia Tech	6-2	345	25
24.	Boise St.	7-1	203	13
25.	Washington St.	6-2	139	NR

Others receiving votes: Houston 65, USC 40, S. Diego St. 21, Troy 20, Tennessee 17, South Florida 10, Arkansas 7, Wyoming 5, Tulsa 3

USA Today Coaches Poll

RK	TEAM	RECORD	PTS	LW
1.	Alabama (63)	8-0	1599	1
2.	Michigan	8-0	1492	2
3.	Clemson (1)	8-0	1488	3
4.	Washington	8-0	1434	4
5.	Louisville	7-1	1322	5
6.	Ohio St.	7-1	1269	8
7.	Texas A&M	7-1	1207	10
8.	Wisconsin	6-2	1147	11
9.	Florida	6-1	1039	12
10.	Nebraska	7-1	963	6
11.	Oklahoma	6-2	907	15
12.	Auburn	6-2	896	17
13.	Baylor	6-1	810	6
14.	LSU	5-2	652	19
15.	West Virginia	6-1	642	9
16.	Utah	7-2	523	16
17.	N. Carolina	6-2	500	20
18.	W. Michigan	8-0	448	21
19.	Florida St.	5-3	432	14
20.	Colorado	6-2	394	23
21.	Virginia Tech	6-2	335	25
22.	Oklahoma St.	6-2	298	NR
23.	Penn St.	6-2	296	NR
24.	Boise St.	7-1	266	13
25.	Washington St.	6-2	146	NR

Others receiving votes: Houston 111, Tennessee 38, S. Diego St. 36, South Florida 34, USC 28, Arkansas 10, Troy 7, Navy 6, Middle Tenn. St. 5, Wyoming 5, Appalachian St. 4, Northwestern 3, Tulsa 3, Minnesota 2, Mississippi 1, Pittsburgh 1, Louisiana Tech 1

MEDIA SCHEDULE / INFORMATION

SUN/MONDAY	TUESDAY	WEDNESDAY	THURSDAY	FRIDAY	SATURDAY
<p>No availability.</p> <p>All player/coach interview requests for Tuesday's weekly press conference must be submitted to Alan Cannon <acannon@athletics.tamu.edu> by 11 am on Monday.</p>	<p>Weekly Press Conference (Kyle Field Media Center).</p> <p>12 noon: Coach Sumlin; Coaches Mazzone, Chavis and selected players to follow. (Web stream available via 12thMan.com)</p> <p>7 pm: Kevin Sumlin Radio Show (Rudy's) on TAMU Radio Network (12thMan.com/listen)</p>	<p>SEC Teleconference</p> <p>Coach Sumlin appears from 11:30-39 am</p> <p>4 pm: "The Pulse" (Fox Sports SW)</p> <p>6:30 pm: "The Pulse" (KBTX-TV/Bryan/College Station)</p>	<p>No availability.</p> <p>6:30 pm: "The Pulse" (CW8/Bryan/College Station)</p>	<p>No availability.</p> <p>12 midnight: Midnight Yell Practice Location: Southern AG; 402 W Parkway Pl, Ridgeland, MS 39157</p> <p>All media requests for Midnight Yell Practice should be directed to Marketing and Communication via Sherylon Carroll ((979) 862-2369/s-carroll@tamu.edu)</p>	<p>11 a.m.</p> <p>Texas A&M at Mississippi State, Davis Wade Stadium, Starkville, Miss.</p> <p>(Lockerroom is closed. Coaches and players will be brought to the media area promptly after game.)</p>

On the Web

Visit 12thMan.com/media for media-specific information regarding Texas A&M Athletics, including contact information, media guide, quick facts, game notes and more.

Credentials

Media credentials should be requested via www.sportssystem.com/clients/seccredentials at least one week in advance of game and will be mailed if time permits. Otherwise, credentials can be picked up at Media Will Call inside Entry 7 (east side of Kyle Field, near the northeast activation tower). Media Will Call opens four hours prior to game time. The Kyle Field press box seats approximately 120 working media members. Media seating is limited, so credentials will be issued according to Texas A&M and the SEC credential guidelines, which can be found at www.12thMan.com/media.

Media Guide

A limited number of 2016 Texas A&M football media guides were printed and distributed to media outlets that regularly cover the program. All others wishing to obtain a copy are encouraged to download the guide at 12thMan.com/media.

Weekly Game Notes

Media members wishing to receive the weekly game notes via E-mail can do so by e-mailing Brad Marquardt (bmarquardt@athletics.tamu.edu).

Practice

All practices are closed to the public, and only the first 20 minutes of the selected workouts will be open for members of accredited media outlets. Media members wishing to attend the beginning of practice should contact the SID office for availability, exact starting times and location.

Weekly Press Conference

Texas A&M conducts a weekly press conference on Tuesday of all game weeks beginning at 11 a.m. at the Bright Football Complex. Coach Kevin Sumlin addresses the media promptly at 12 noon. Player requests should be made to the SID office on Mondays prior to the evening practice. Unless class schedules present a conflict, requested players also will be available during this time. This is the preferred time for all interviews to occur.

SEC Teleconference

The 14 SEC coaches will be featured on a weekly teleconference each Wednesday from 10 a.m. - 12:30 p.m. (CT) beginning August 31 and concluding November 23. Media representatives wishing to participate in the teleconference should contact the SEC Media Relations Office for further details. A replay of each week's teleconference can be heard on the SEC's website, www.secsports.com. Each coach will appear on the teleconference for 10 minutes, according to the following schedule (All Times Central):

10:00 a.m. Les Miles, LSU
10:10 a.m. Kirby Smart, Georgia
10:20 a.m. Jim McElwain, Florida
10:30 a.m. Derek Mason, Vanderbilt
10:40 a.m. Nick Saban, Alabama
10:50 a.m. Butch Jones, Tennessee
11:00 a.m. Bret Bielema, Arkansas
11:10 a.m. Barry Odom, Missouri
11:20 a.m. Hugh Freeze, Ole Miss
11:30 a.m. Kevin Sumlin, Texas A&M
11:40 a.m. Mark Stoops, Kentucky
11:50 a.m. Dan Mullen, Mississippi St.
12:00 p.m. Will Muschamp, S. Carolina
12:10 p.m. Gus Malzahn, Auburn

Press Box

The main press box is now located at the 800 level on the east side of Kyle Field, or the side facing Houston Street, and can be accessed through the elevator at **Entry 7 or Entry 9**. The TV broadcast booths are located east side of the stadium.

Media Will Call

Media will call is located at Entry 7, on the east side of the stadium near the northeast activation tower.

Postgame

At home games, postgame interviews with A&M players and coaches are conducted in a specially equipped interview room at the southeast corner of Kyle Field. The A&M locker room is closed at all times to media. Interview requests will be taken late in the game and every effort will be made to ensure that requested players are available. There will be no interviews conducted on the field, except for the television network that is broadcasting the game. At away games, similar policy is in effect and location of interviews will be determined.

Post-game Highlights FTP

Texas A&M will provide postgame video highlights after home games via an FTP site to approved media members. Please contact Adam Quisenberry (aquisenberry@athletics.tamu.edu) at the Texas A&M Media Relations office for more information and log on credentials.



Destination Aggieland App

Download the free "Destination Aggieland" app which shows traffic conditions, parking, shuttle bus, gameday and local dining info to help you enjoy your Kyle Field weekend.

Following Aggie Football

Aggie Football Facebook
facebook.com/AggieFootball

Aggie Football Twitter
[@AggieFootball](https://twitter.com/AggieFootball)

Aggie FB Life Twitter
[@AggieFBLife](https://twitter.com/AggieFBLife)

Head Coach Kevin Sumlin Twitter
[@CoachSumlin](https://twitter.com/CoachSumlin)

Following Aggie Athletics

Aggie Athletics Facebook
facebook.com/AggieAthletics

Aggie Athletics Twitter
[@12thMan](https://twitter.com/12thMan)

Aggie Athletics Instagram
instagram.com/12thMan

Complete Social Directory
12thMan.com/social



2016 TEXAS A&M FOOTBALL STATISTICS

SCHEDULE / RESULTS / RECORD BREAKDOWN

Date	Opponent	Score	Overall	SEC	Start	Time	Temp	Attend
Sat Sep 3	^{16/24} UCLA	W ^{OT} 31-24	1-0	—	2:30p	4:03	88°	100,443
Sat Sep 10	PRAIRIE VIEW A&M	W 67-0	2-0	—	11:00a	3:33	80°	96,412
Sat Sep 17	* at Auburn	W 29-16	3-0	1-0	6:00P	3:42	81°	87,175
Sat Sep 24	* vs ^{17/18} Arkansas !	W 45-24	4-0	2-0	8:00p	3:39	72°	67,751
Sat Oct 1	* at South Carolina	W 24-13	5-0	3-0	3:00P	3:20	81°	78,245
Sat Oct 8	* ^{9/9} TENNESSEE	W ^{2OT} 45-38	6-0	4-0	2:30p	4:43	81°	106,248
Sat Oct 22	* at ^{1/1} Alabama	L 33-14	6-1	4-1	2:30p	3:34	71°	101,821
Sat Oct 29	NEW MEXICO STATE	W 52-10	7-1	4-1	6:30P	3:19	83°	99,960
Sat Nov 5	* at Mississippi State							
Sat Nov 12	* OLE MISS							
Sat Nov 19	UTSA							
Sat Nov 24	* LSU							

* - SEC Game / ! - at AT&T Stadium (Arlington, Texas) / Rankings reflected as AP/USA Today ranking at time of the game

TEAM STATISTICS

	A&M	OPPONENT
SCORING	307	158
Points Per Game	38.4	19.8
FIRST DOWNS	187	187
Rushing	93	75
Passing	83	90
Penalty	11	22
RUSHING YARDAGE	1,993	1,412
Yards gained rushing	2,185	1,718
Yards lost rushing	192	306
Rushing Attempts	319	344
Average Per Rush	6.2	4.1
Average Per Game	249.1	176.5
TDs Rushing	21	9
PASSING YARDAGE	1,997	1,980
Comp-Att-Int	157-292-6	177-310-9
Average Per Pass	6.8	6.4
Average Per Catch	12.7	11.2
Average Per Game	249.6	247.5
TDs Passing	14	8
TOTAL OFFENSE	3,990	3,392
Total Plays	611	654
Average Per Play	6.5	5.2
Average Per Game	498.8	424.0
KICK RETURNS: #-Yards	21-493 (23.5)	15-272 (18.1)
PUNT RETURNS: #-Yards	9-244 (27.1)	17-96 (5.6)
INT RETURNS: #-Yards	9-19	6-9
FUMBLES-LOST	15-8	19-10
PENALTIES-Yards	52-446	55-380
Average Per Game	55.8	47.5
PUNTS-Yards	43-1,870	49-1,993
Average Per Punt	41.3	34.9
TIME OF POSSESSION/Game	26:48	33:12
3RD-DOWN Conversions	48/122 (39%)	46/134 (34%)
4TH-DOWN Conversions	6/10 (60%)	5/17 (29%)
SACKS BY-Yards	26-179	13-107
FIELD GOALS-ATTEMPTS	13-18	11-17
ON-SIDE KICKS	0-0	0-2
RED-ZONE SCORES	(31-36) 86%	(23-33) 70%
PAT-ATTEMPTS	(38-38) 100%	(15-15) 100%
ATTENDANCE AVG	100,766	89,080

	2016 SEASON	UNDER SUMLIN
Overall	7-1	43-17
Home	4-0	22-9
Away	2-1	14-7
Neutral	1-0	7-1
SEC	4-1	21-16
Non-Conference	3-0	22-1
Overtime	2-0	4-0
Day	4-1	19-9
Night	3-0	25-8
Televised	7-1	43-17
Non-Televised	0-0	0-0
vs Top 25	3-1	12-12
vs Top 15	1-1	5-7
vs Top 10	1-1	4-7
vs Top 5	0-1	2-4
Scores First	3-0	36-8
Opponent Scores First	4-1	7-9
Leading after 1st Qtr	3-0	29-6
Trailing after 1st Qtr	3-1	9-10
Tied after 1st Qtr	1-0	5-1
Leading at Half	5-0	37-4
Trailing at Half	0-1	2-13
Tied at Half	2-0	4-0
Leading after 3rd Qtr	7-0	39-2
Trailing after 3rd Qtr	0-1	3-15
Tied after 3rd Qtr	0-0	1-0
Wins Coin Toss	1-0	19-9
Loses Coin Toss	6-1	24-8
Natural Grass	6-1	29-15
Artificial Surface	1-0	14-2

SCORE BY QUARTERS

	1st	2nd	3rd	4th	OT	Total
Texas A&M	62	78	79	71	17	307
Opponents	37	29	23	66	3	158

TEXAS A&M GAME-BY-GAME STATISTICS

OFFENSE

	Date	Opponent	RUSHING				RECEIVING				PASSING				KICK RETURNS				PUNT RETURNS				tot off
			No.	Yds	TD	Lg	No.	Yds	TD	Lg	C-A-I	Yds	TD	Lg	No	Yds	TD	Lg	No	Yds	TD	Lg	
SEPT	3	UCLA	41	203	3	42	22	239	1	40	22-42-1	239	1	40	6	136	0	30	1	17	0	17	442
	10	PRAIRIE VIEW A&M	38	277	4	32	27	395	3	64	27-49-1	395	3	64	1	20	0	20	2	76	1	73	672
	17	at Auburn	37	231	1	89	20	247	1	51	20-40-0	247	1	51	0	0	0	0	0	0	0	0	478
	24	vs Arkansas	37	366	4	62	12	225	2	92	12-22-0	225	2	92	4	84	0	42	1	-14	0	0	591
OCT	1	at South Carolina	39	216	3	49	23	206	0	33	23-40-1	206	0	33	3	79	0	36	2	20	0	12	422
	8	TENNESSEE	50	353	4	71	17	239	2	43	17-34-2	239	2	43	0	0	0	0	0	0	0	0	592
	22	at Alabama	38	114	0	27	14	164	2	33	14-31-1	164	2	33	5	97	0	32	1	2	0	2	278
	29	NEW MEXICO STATE	39	233	2	29	22	282	3	41	22-34-0	282	3	41	2	77	0	47	2	143	2	73	515
NOV	5	at Mississippi State																					
	12	OLE MISS																					
	19	UTSA																					
	24	LSU																					
TEXAS A&M			319	1993	21	89	157	1997	14	92	157-292-6	1997	14	92	21	493	0	47	9	244	3	73	3990
OPPONENTS			344	1412	9	75	177	1980	8	62	177-310-9	1980	8	62	15	272	0	34	17	96	0	17	3392

DEFENSE

	Date	Opponent	TACKLES			SACKS		FUMBLES			QBH	Pass Brk	Blkd Kick	Kicks Att-Mad	2-Pt Conv		Saf	Pts
			Solo	Ast	Total	TFL-Yds	No-Yds	FF	FR-Yds	Int-Yds					Run	Rcv		
SEPT	3	UCLA	46	42	88	10.0-47	5.0-39	0	0-0	3-13	7	2	0	4-4	0	0	0	31
	10	PRAIRIE VIEW A&M	30	30	70	7.0-37	3.0-24	1	0-0	1-0	7	10	1	8-8	0	0	1	67
	17	at Auburn	56	20	76	13.0-55	4.0-32	1	1-0	0-0	6	4	0	2-2	0	0	0	29
	24	vs Arkansas	46	26	72	10.0-35	1.0-9	2	3-0	0-0	3	5	0	6-6	0	0	0	45
OCT	1	at South Carolina	46	22	68	10.0-41	3.0-23	1	1-0	1-0	5	4	0	3-3	0	0	0	24
	8	TENNESSEE	56	46	102	8.0-37	4.0-29	5	5-0	2-0	5	10	0	6-6	0	0	0	45
	22	at Alabama	56	30	86	12.0-36	3.0-11	1	0-0	2-6	3	1	0	2-2	0	0	0	14
	29	NEW MEXICO STATE	35	28	63	7.0-20	3.0-12	1	0-0	0-0	3	4	0	7-7	0	0	0	52
NOV	5	at Mississippi State																
	12	OLE MISS																
	19	UTSA																
	24	LSU																
TEXAS A&M			371	244	615	77.0-308	26.0-179	12	10-0	9-19	39	40	1	38-38	0	0	1	307
OPPONENTS			317	228	545	43.0-194	13.0-107	10	8-50	6-9	37	35	0	15-15	0	1	0	158

SPECIAL TEAMS

	Date	Opponent	No	Yds	Avg	PUNTING					FIELD GOALS					KICKOFFS				
						Long	Blkd	TB	FC	50+	I20	Att-Made	Lg	Blkd	No	Yds	Avg	TB	OB	
SEPT	3	UCLA	7	331	47.3	59	0	0	0	2	2	2-1	23	0	5	317	63.4	3	0	
	10	PRAIRIE VIEW A&M	2	75	37.5	48	0	0	0	0	1	3-3	48	0	12	791	65.9	8	1	
	17	at Auburn	7	294	42.0	59	0	0	4	2	2	5-5	46	0	8	520	65.0	7	0	
	24	vs Arkansas	2	95	47.5	50	0	0	0	1	1	2-1	48	0	8	520	65.0	7	0	
OCT	1	at South Carolina	5	224	44.8	50	0	0	2	1	2	2-1	35	0	5	323	64.6	4	0	
	8	TENNESSEE	10	419	41.9	55	0	0	0	4	6	2-1	34	0	6	377	62.8	1	1	
	22	at Alabama	6	255	42.5	53	0	0	1	2	3	0-0	0	0	3	170	56.7	1	0	
	29	NEW MEXICO STATE	4	177	44.2	50	0	0	3	2	1	2-1	3	6	0	9	585	65.0	8	0
NOV	5	at Mississippi State																		
	12	OLE MISS																		
	19	UTSA																		
	24	LSU																		
		TEXAS A&M	43	1870	43.5	59	0	0	10	14	18	18-13	48	0	56	3603	64.3	39	2	
		OPPONENTS	49	1993	40.7	66	0	2	25	7	15	17-11	43	1	34	2146	63.1	12	1	

RED ZONE

	Date	Opponent	Score	Times In RZ	Times Scored	Pts	Total TDs	Rush TDs	Pass TDs	FGs Made	Failed to score inside Red Zone					
											FGA	Downs	Int	Fumb	Half	Game
SEPT	3	UCLA	W 31-24	5	4	24	3	3	0	1	1	0	0	0	0	0
	10	PRAIRIE VIEW A&M	W 67-0	7	6	34	4	3	1	2	0	0	1	0	0	0
	17	at Auburn	W 29-16	5	5	19	1	0	1	4	0	0	0	0	0	0
	24	vs Arkansas	W 45-24	3	1	7	1	0	1	0	1	0	0	1	0	0
OCT	1	at South Carolina	W 24-13	3	3	17	2	2	0	1	0	0	0	0	0	0
	8	TENNESSEE	W 45-38	7	6	38	5	3	2	1	1	0	0	0	0	0
	22	at Alabama	L 14-33	1	1	7	1	0	1	0	0	0	0	0	0	0
	29	NEW MEXICO STATE	W 52-10	5	5	31	4	2	2	1	0	0	0	0	0	0
NOV	5	at Mississippi State														
	12	OLE MISS														
	19	UTSA														
	24	LSU														
TEXAS A&M – 31 OF 36 (86.1%)				36	31	177	21	13	8	10	3	0	1	1	0	0
OPPONENTS – 23 OF 33 (69.7%)				33	23	124	14	7	7	9	4	4	1	1	0	0

OPPONENT GAME-BY-GAME STATISTICS

OFFENSE

	Date	Opponent	RUSHING				RECEIVING				PASSING				KICK RETURNS				PUNT RETURNS				tot off
			No.	Yds	TD	Lg	No.	Yds	TD	Lg	C-A-I	Yds	TD	Lg	No	Yds	TD	Lg	No	Yds	TD	Lg	
SEPT	3	UCLA	40	125	1	32	26	343	1	62	26-47-3	343	1	62	2	33	0	17	5	32	0	16	468
	10	PRAIRIE VIEW A&M	28	32	0	9	14	173	0	27	14-40-1	173	0	27	3	40	0	17	1	4	0	4	205
	17	at Auburn	54	236	2	33	22	163	0	18	22-35-0	163	0	18	1	34	0	34	1	6	0	6	399
	24	vs Arkansas	40	120	1	55	28	371	2	44	28-42-0	371	2	44	1	15	0	15	1	-1	0	0	491
OCT	1	at South Carolina	35	161	1	75	22	217	0	36	22-35-1	217	0	36	1	19	0	19	2	5	0	0	378
	8	TENNESSEE	51	282	3	36	29	402	2	53	29-48-2	402	2	53	4	81	0	32	4	24	0	16	684
	22	at Alabama	57	287	1	37	15	164	2	45	15-25-2	164	2	45	2	36	0	23	2	21	0	17	451
	29	NEW MEXICO STATE	39	169	0	34	21	147	1	23	21-38-0	147	1	23	1	14	0	14	1	5	0	5	316
NOV	5	at Mississippi State																					
	12	OLE MISS																					
	19	UTSA																					
	24	LSU																					
OPPONENTS			344	1412	9	75	177	1980	8	62	177-310-9	1980	8	62	15	272	0	34	17	96	0	17	3392
TEXAS A&M			319	1993	21	89	157	1997	14	92	157-292-6	1997	14	92	21	493	0	47	9	244	3	73	3990

DEFENSE

			TACKLES			SACKS		FUMBLES				Pass Brk	Blkd Kick	Kicks Att-Mad	2-Pt Conv			
	Date	Opponent	Solo	Ast	Total	TFL-Yds	No-Yds	FF	FR-Yds	Int-Yds	QBH				Run	Rcv	Saf	Pts
SEPT	3	UCLA	41	38	79	2.0-6	0.0-0	1	1-0	1-0	1	5	0	1-1	0	1	0	24
	10	PRAIRIE VIEW A&M	41	34	75	6.0-27	2.0-22	1	1-0	1-0	1	7	0	0-0	0	0	0	0
	17	at Auburn	39	16	55	4.0-22	1.0-11	1	0-0	0-0	13	5	0	1-1	0	0	0	16
	24	vs Arkansas	29	26	55	5.0-17	1.0-5	1	2-0	0-0	1	4	0	3-3	0	0	0	24
OCT	1	at South Carolina	52	18	70	5.0-17	1.0-2	2	1-20	1-0	5	3	0	1-1	0	0	0	13
	8	TENNESSEE	37	30	67	5.0-16	1.0-9	1	1-0	2-9	3	4	0	5-5	0	0	0	38
	22	at Alabama	46	18	64	11.0-74	5.0-50	2	1-30	1-0	9	4	0	3-3	0	0	0	33
	29	NEW MEXICO STATE	32	48	80	5.0-15	2.0-8	1	1-0	0-0	4	3	0	1-1	0	0	0	10
NOV	5	at Mississippi State																
	12	OLE MISS																
	19	UTSA																
	24	LSU																
		OPPONENTS	317	228	545	43.0-194	13.0-107	10	8-50	6-9	37	35	0	15-15	0	1	0	158
		TEXAS A&M	371	244	615	77.0-308	26.0-179	12	10-0	9-19	39	40	1	38-38	0	0	1	307

SPECIAL TEAMS

	Date	Opponent	No	Yds	Avg	PUNTING				FIELD GOALS					KICKOFFS				
						Long	Blkd	TB	FC	50+	I20	Att-Made	Lg	Blkd	No	Yds	Avg	TB	OB
SEPT	3	UCLA	6	260	43.3	55	0	0	4	2	2	4-3	38	0	6	378	63.0	0	0
	10	PRAIRIE VIEW A&M	9	335	37.2	44	0	0	5	0	2	2-0	0	1	2	96	48.0	0	1
	17	at Auburn	9	335	37.2	52	0	1	6	1	2	1-1	37	0	2	130	65.0	2	0
	24	vs Arkansas	3	118	39.3	46	0	0	2	0	1	1-1	25	0	4	252	63.0	0	0
OCT	1	at South Carolina	5	204	40.8	48	0	0	3	0	3	4-2	43	0	4	256	64.0	1	0
	8	TENNESSEE	6	271	45.2	66	0	1	3	2	2	1-1	34	0	6	390	65.0	6	0
	22	at Alabama	2	107	53.5	60	0	0	0	1	0	3-2	32	0	7	449	64.1	2	0
	29	NEW MEXICO STATE	9	363	40.3	54	0	0	2	1	3	1-1	33	0	3	195	65.0	1	0
NOV	5	at Mississippi State																	
	12	OLE MISS																	
	19	UTSA																	
	24	LSU																	
OPPONENTS			49	1993	40.7	66	0	2	25	7	15	17-11	43	1	34	2146	63.1	12	1
TEXAS A&M			43	1870	43.5	59	0	0	10	14	18	18-13	48	0	56	3603	64.3	39	2

RED ZONE

	Date	Opponent	Score	Times In RZ	Times Scored	Pts	Total TDs	Rush TDs	Pass TDs	FGs Made	Failed to score inside Red Zone					
											FGA	Downs	Int	Fumb	Half	Game
SEPT	3	UCLA	W 31-24	6	4	16	1	1	0	3	0	1	1	0	0	0
	10	PRAIRIE VIEW A&M	W 67-0	1	0	0	0	0	0	0	1	0	0	0	0	0
	17	at Auburn	W 29-16	4	3	16	2	2	0	1	0	1	0	0	0	0
	24	vs Arkansas	W 45-24	7	4	24	3	1	2	1	0	2	0	1	0	0
OCT	1	at South Carolina	W 24-13	2	0	0	0	0	0	0	2	0	0	0	0	0
	8	TENNESSEE	W 45-38	6	6	38	5	3	2	1	0	0	0	0	0	0
	22	at Alabama	L 14-33	5	4	20	2	0	2	2	1	0	0	0	0	0
	29	NEW MEXICO STATE	W 52-10	2	2	10	1	0	1	1	0	0	0	0	0	0
NOV	5	at Mississippi State														
	12	OLE MISS														
	19	UTSA														
	24	LSU														
OPPONENTS – 23 OF 33 (69.7%)				33	23	124	14	7	7	9	4	4	1	1	0	0
TEXAS A&M – 31 OF 36 (86.1%)				36	31	177	21	13	8	10	3	0	1	1	0	0



TEAM COMPARISON GAME-BY-GAME

	Date	Opponent	Score	Total	FIRST DOWNS			RUSHING	PASSING		TOTAL OFFENSE	Return Yards	Turnovers
					Rush	Pass	Pen	Number-Yards	Comp-Att-Int	Yards	Plays-Yards		
SEPT	3	UCLA	31-24	23/28	10/8	11/16	2/4	41-203/40-125	22-42-1/26-47-3	239/343	83-442/87-468	166/65	2/3
	10	PRAIRIE VIEW A&M	67-0	35/10	18/2	14/8	3/0	38-277/28-32	27-49-1/14-40-1	395/173	87-672/68-205	96/44	2/1
	17	at Auburn	29-16	19/26	9/14	9/9	1/3	37-231/54-236	20-40-0/22-35-0	247/163	77-478/89-399	0/40	0/1
	24	vs Arkansas	45-24	22/27	13/4	7/17	2/6	37-366/40-120	12-22-0/28-42-0	225/371	59-591/82-491	70/14	2/3
OCT	1	at South Carolina	24-13	22/21	11/8	11/11	0/2	39-216/35-161	23-40-1/22-35-1	206/217	79-422/70-378	99/44	2/2
	8	TENNESSEE	45-38	21/29	10/12	9/16	2/1	50-353/51-282	17-34-2/29-48-2	239/402	84-592/99-684	0/114	3/7
	22	at Alabama	14-33	17/28	9/19	7/7	1/2	38-114/57-287	14-31-1/15-25-2	164/164	69-278/82-451	105/87	2/2
	29	NEW MEXICO STATE	52-10	28/18	13/8	15/6	0/4	39-233/39-169	22-34-0/21-38-0	282/147	73-515/77-316	220/19	1/0
NOV	5	at Mississippi State											
	12	OLE MISS											
	19	UTSA											
	24	LSU											
TOTALS			307-158	187/187	93/75	83/90	11/22	319-1993/344-1412	157-292-6/177-310-9	1997/1980	611-3990/654-3392	756/427	14/19

	Date	Opponent	3rd Down Conversions	4th Down Conversions	Time of Possession	TOP Margin	Avg Yds/Rush	Avg Yds/Pass	Avg Yds/Play	Punting Number-Avg	Penalties Number-Yards
SEPT	3	UCLA	4-15/5-18	1-2/1-2	26:42/33:18	-6:36	5.0/3.1	5.7/7.3	5.3/5.4	7-47.3/6-43.3	6-67/4-17
	10	PRAIRIE VIEW A&M	8-16/5-18	2-2/0-1	28:18/31:42	-3:24	7.3/1.1	8.1/4.3	7.7/3.0	2-37.5/9-37.2	4-35/11-95
	17	at Auburn	2-15/6-17	1-1/0-2	28:56/31:04	-2:08	6.2/4.4	6.2/4.7	6.2/4.5	7-42.0/9-37.2	9-70/6-28
	24	vs Arkansas	8-12/9-16	0-0/1-3	20:15/39:45	-19:30	9.9/3.0	10.2/8.8	10.0/6.0	2-47.5/3-39.3	7-55/7-62
OCT	1	at South Carolina	9-19/3-14	1-2/1-2	28:13/31:47	-3:34	5.5/4.6	5.2/6.2	5.3/5.4	5-44.8/5-40.8	5-40/3-20
	8	TENNESSEE	5-16/6-17	0-0/1-2	27:37/32:23	-4:46	7.1/5.5	7.0/8.4	7.0/6.9	10-41.9/6-45.2	7-45/12-84
	22	at Alabama	5-16/7-14	1-3/0-1	24:10/35:50	-11:40	3.0/5.0	5.3/6.6	4.0/5.5	6-42.5/2-53.5	9-81/7-44
	29	NEW MEXICO STATE	7-13/5-20	0-0/1-4	30:12/29:48	0:24	6.0/4.3	8.3/3.9	7.1/4.1	4-44.2/9-40.3	5-53/5-30
NOV	5	at Mississippi State									
	12	OLE MISS									
	19	UTSA									
	24	LSU									
TOTALS			48-122/46-134	6-10/5-17	214:23/265:37	-51:14	6.2/4.1	6.8/6.4	6.5/5.2	43-43.5/49-40.7	446/380

numbers formatted in team/opponent format

numbers formatted in team/opponent format

TEXAS A&M INDIVIDUAL STATISTICS

RUSHING

	GP	Att	Gain	Loss	Net	Avg	TD	Long	Avg/G
5 T. Williams	8	99	792	16	776	7.8	6	89	97.0
8 Trevor Knight	8	83	631	102	529	6.4	9	62	66.1
7 Keith Ford	8	71	372	20	352	5.0	3	27	44.0
25 Kendall Bussey	4	20	173	1	172	8.6	0	29	43.0
20 James White	7	18	80	4	76	4.2	2	19	10.9
22 Kwame Etwi	3	9	56	1	55	6.1	1	15	18.3
3 Christian Kirk	8	5	42	0	42	8.4	0	20	5.2
14 Conner McQueen	8	1	9	0	9	9.0	0	9	1.1
10 Jake Hubenak	2	7	30	30	0	0.0	0	15	0.0
TOTAL	8	319	2185	192	1993	6.2	21	89	249.1
OPPONENTS	8	344	1718	306	1412	4.1	9	75	176.5

PASSING

	GP	Effic	Comp-Att-Int	Pct	Yds	TD	Lng	Avg/G
8 Trevor Knight	8	122.89	144-270-6	53.3	1868	13	92	233.5
10 Jake Hubenak	2	124.06	12-21-0	57.1	128	1	28	64.0
14 Conner McQueen	8	108.40	1-1-0	100.0	1	0	1	0.1
TOTAL	8	122.93	157-292-6	53.8	1997	14	92	249.6
OPPONENTS	8	113.46	177-310-9	57.1	1980	8	62	247.5

RECEIVING

	GP	No.	Yds	Avg	TD	Long	Avg/G
3 Christian Kirk	8	54	446	8.3	6	64	55.8
11 Josh Reynolds	8	30	586	19.5	6	92	73.2
5 T. Williams	8	14	82	5.9	0	17	10.2
9 R. Seals-Jones	6	13	220	16.9	0	47	36.7
19 Jeremy Tabuyo	8	11	211	19.2	0	34	26.4
2 Speedy Noil	6	9	128	14.2	1	40	21.3
15 F. Iheanacho	8	6	48	8.0	0	24	6.0
13 Jamal Jeffery	4	5	62	12.4	0	31	15.5
82 B. Niederhofer	3	4	27	6.8	0	18	9.0
7 Keith Ford	8	3	75	25.0	0	40	9.4
18 Edward Pope	8	3	50	16.7	0	28	6.2
4 Damion Ratley	8	1	20	20.0	0	20	2.5
89 Calvin Cline	8	1	17	17.0	1	17	2.1
16 Kemah Siverand	2	1	16	16.0	0	16	8.0
25 Kendall Bussey	4	1	5	5.0	0	5	1.2
86 Tanner Schorp	8	1	4	4.0	0	4	0.5
TOTAL	8	157	1997	12.7	14	92	249.6
OPPONENTS	8	177	1980	11.2	8	62	247.5

TOTAL OFFENSE

	GP	Plays	Rush	Pass	Total	Avg/G
8 Trevor Knight	8	353	529	1868	2397	299.6
5 T. Williams	8	99	776	0	776	97.0
7 Keith Ford	8	71	352	0	352	44.0
25 Kendall Bussey	4	20	172	0	172	43.0
10 Jake Hubenak	2	28	0	128	128	64.0
20 James White	7	18	76	0	76	10.9
22 Kwame Etwi	3	9	55	0	55	18.3
3 Christian Kirk	8	5	42	0	42	5.2
14 Conner McQueen	8	2	9	1	10	1.2
TOTAL	8	611	1993	1997	3990	498.8
OPPONENTS	8	654	1412	1980	3392	424.0



TEXAS A&M INDIVIDUAL STATISTICS

ALL-PURPOSE

	G	Rush	Rec	PR	KOR	IR	Tot	Avg/G
5 T. Williams	8	776	82	0	0	0	858	107.2
3 Christian Kirk	8	42	446	171	53	0	712	89.0
11 Josh Reynolds	8	0	586	0	0	0	586	73.2
8 Trevor Knight	8	529	0	0	0	0	529	66.1
7 Keith Ford	8	352	75	0	84	0	511	63.9
2 Speedy Noil	6	0	128	0	104	0	232	38.7
14 Justin Evans	8	0	0	0	222	0	222	27.8
9 R. Seals-Jones	6	0	220	0	0	0	220	36.7
19 Jeremy Tabuyo	8	0	211	0	0	0	211	26.4
25 Kendall Bussey	4	172	5	0	30	0	207	51.8
20 James White	7	76	0	0	0	0	76	10.9
1 Nick Harvey	8	0	0	73	0	0	73	9.1
13 Jamal Jeffery	4	0	62	0	0	0	62	15.5
22 Kwame Etwi	3	55	0	0	0	0	55	18.3
18 Edward Pope	8	0	50	0	0	0	50	6.2
15 F. Iheanacho	8	0	48	0	0	0	48	6.0
82 B. Niederhofer	3	0	27	0	0	0	27	9.0
4 Damion Ratley	8	0	20	0	0	0	20	2.5
89 Calvin Cline	8	0	17	0	0	0	17	2.1
16 Kemah Siverand	2	0	16	0	0	0	16	8.0
24 Priest Willis	6	0	0	0	0	13	13	2.2
14 Conner McQueen	8	9	0	0	0	0	9	1.1
31 Claude George	8	0	0	0	0	6	6	0.8
86 Tanner Schorp	8	0	4	0	0	0	4	0.5
TOTAL	8	1993	1997	244	493	19	4746	593.2
OPPONENTS	8	1412	1980	96	272	9	3769	471.1

FIELD GOALS

	FGM-FGA	Pct	01-19	20-29	30-39	40-49	50-99	Lg	Blk
36 Daniel LaCamera	13-18	72.2	0-0	5-5	5-8	3-4	0-1	48	0
TOTAL	13-18	72.2	0-0	5-5	5-8	3-4	0-1	48	0
FG SEQUENCE									
TEXAS A&M									
UCLA	38,(23)								
PRAIRIE VIEW A&M	(22),(27),(48)								
at Auburn	(46),(35),(31),(25),(26)								
vs Arkansas	36,(48)								
at South Carolina	44,(35)								
TENNESSEE	38,(34)								
at Alabama	-								
NEW MEXICO STATE	50,(36)								
at Mississippi State									
OLE MISS									
UTSA									
LSU									

Numbers in parentheses indicate field goal was made. * blocked

PUNTING

	No.	Yds	Avg	Long	TB	FC	I20	Blkd
46 Shane Tripucka	41	1776	43.3	59	0	9	17	0
34 Braden Mann	2	94	47.0	50	0	1	1	0
TOTAL	43	1870	43.5	59	0	10	18	0
OPPONENTS	49	1993	40.7	66	2	25	15	0

KICKOFFS

	No.	Yds	Avg	TB	OB	Retn	Net	YdLn
34 Braden Mann	52	3331	64.1	37	1			
46 Daniel LaCamera	4	272	68.0	2	1			
TOTAL	56	3603	64.3	39	2	272	42.1	22
OPPONENTS	34	2146	63.1	12	1	493	39.8	25

SCORING

		PATs							
		TD	FGs	Kick	Rush	Rcv	Pass	DXP	Saf
36 Daniel LaCamera	0	13-18	38-38	0-0	0	0-0	0	0	77
8 Trevor Knight	9	0-0	0-0	0-0	0	0-0	0	0	54
3 Christian Kirk	8	0-0	0-0	0-0	0	0-0	0	0	48
11 Josh Reynolds	6	0-0	0-0	0-0	0	0-0	0	0	36
5 T. Williams	6	0-0	0-0	0-0	0	0-0	0	0	36
7 Keith Ford	3	0-0	0-0	0-0	0	0-0	0	0	18
20 James White	2	0-0	0-0	0-0	0	0-0	0	0	12
2 Speedy Noil	1	0-0	0-0	0-0	0	0-0	0	0	6
1 Nick Harvey	1	0-0	0-0	0-0	0	0-0	0	0	6
89 Calvin Cline	1	0-0	0-0	0-0	0	0-0	0	0	6
22 Kwame Etwi	1	0-0	0-0	0-0	0	0-0	0	0	6
40 Jarrett Johnson	0	0-0	0-0	0-0	0	0-0	0	1	2
TOTAL	38	13-18	38-38	0-0	0	0-0	0	1	307
OPPONENTS	18	11-17	15-15	0-0	1	1-3	0	0	158

INTERCEPTIONS

	No.	Yds	Avg	TD	Long
14 Justin Evans	4	0	0.0	0	0
23 Armani Watts	2	0	0.0	0	0
4 Noel Ellis	1	0	0.0	0	0
14 Priest Willis	1	13	13.0	0	13
31 Claude George	1	6	6.0	0	6
TOTAL	9	19	2.1	0	13
OPPONENTS	6	9	1.5	0	9

PUNT RETURNS

	No.	Yds	Avg	TD	Long
3 Christian Kirk	8	171	21.4	2	73
1 Nick Harvey	1	73	73.0	1	73
TOTAL	9	244	27.1	3	73
OPPONENTS	17	96	5.6	0	17

KICK RETURNS

	No.	Yds	Avg	TD	Long
14 Justin Evans	9	222	24.7	0	47
2 Speedy Noil	5	104	20.8	0	42
7 Keith Ford	4	84	21.0	0	30
3 Christian Kirk	2	53	26.5	0	32
25 Kendall Bussey	1	30	30.0	0	30
TOTAL	21	493	23.5	0	47
OPPONENTS	15	272	18.1	0	34

FUMBLE RETURNS

	No.	Yds	Avg	TD	Long
TOTAL	0	0	0.0	0	0
OPPONENTS	2	50	25.0	1	30



TEXAS A&M DEFENSIVE STATISTICS

		Tackles			Sacks		Pass Def			Fumbles		Bkld	
	GP	Solo	Ast	Total	TFL/Yds	No-Yds	Int-Yds	BrUp	QBH	Rcv-Yds	FF	Kick	Saf
33	S. Washington	8	28	29	57	5.0-29	2.0-18	.	5	5	.	2	.
14	Justin Evans	8	40	15	55	3.0-4	.	4-0	6	.	.	1	.
1	Nick Harvey	8	33	11	44	1.5-1	.	.	8	.	1-0	.	.
23	Armani Watts	7	31	13	44	6.0-23	1.0-11	2-0	3	1	2-0	2	.
42	Otaru Alaka	8	22	19	41	5.5-9	1.0-4	.	1	.	.	1	.
6	Donovan Wilson	8	27	9	36	4.0-18	1.0-12	.	2	2	.	.	.
31	Claude George	8	20	14	34	8.5-37	3.5-25	1-6	1	3	.	1	.
10	Daeshon Hall	8	17	13	30	9.5-38	3.5-26	.	1	11	2-0	1	.
24	Priest Willis	6	19	8	27	0.5-2	.	1-13	7
15	Myles Garrett	6	11	10	21	9.5-47	4.0-29	.	.	7	1-0	1	.
92	Z. Henderson	8	9	12	21	5.0-16	1.0-4	.	.	2	1-0	.	.
25	Tyrel Dodson	8	13	8	21	1.5-6	1-0	.	.
88	Kingsley Keke	8	12	7	19	5.0-17	3.0-13	.	2	2	.	.	.
17	Alex Sezer Jr.	8	10	8	18	.	.	.	1	1	.	.	.
7	Richard Moore	7	7	8	15	2.0-10	1.0-7	.	1	2	.	.	.
40	Jarrett Johnson	8	9	6	15	5.5-19	3.5-16	.	.	1	.	1	1
5	Daylon Mack	8	6	8	14	1.0-4	0.5-4
13	Reggie Chevis	8	6	8	14	1.0-4	.	.	.	1	.	1	.
9	Q. Cunningham	8	6	6	12	1.0-10	1.0-10
98	Hardreck Walker	8	6	5	11	1	.
11	Larry Pryor	8	6	5	11
99	James Lockhart	8	5	3	8	1.0-5
12	C. Gillaspia	7	5	2	7	1-0	1	.
22	C. Chattman	7	5	2	7	.	.	.	1	.	1-0	.	.
26	D. Capers-Smith	8	5	2	7
4	Noel Ellis	5	1	3	4	.	.	1-0
96	Jesse Brown	2	.	3	3
46	Landis Durham	2	1	2	3	1.0-9	.	.	.	1	.	.	.
27	Roney Elam	7	1	2	3	.	.	.	1
45	Austin Frey	9	3	.	3
17	Dwaine Thomas	7	.	2	2
35	Riley Garner	8	2	.	2
11	Josh Reynolds	8	2	.	2
32	Will Paulhill	2	.	1	1
4	Damion Ratley	8	1	.	1
9	R. Seals-Jones	6	1	.	1
34	Braden Mann	8	1	.	1
TOTAL		8	371	244	615	77-308	26-179	9-19	40	39	10-0	12	1
OPPONENTS		8	317	228	545	43.0-194	13-107	6-9	35	37	8-50	10	.

LEADERS

SOLO TACKLES

14 J. Evans.....	40
1 N. Harvey	33
23 A. Watts.....	31
33 S. Washington.....	28
6 D. Wilson.....	27

ASSISTED TACKLES

33 S. Washington.....	29
42 O. Alaka.....	19
14 J. Evans.....	15
31 C. George	14
10 D. Hall.....	13

TACKLES FOR LOSS/YDS

15 M. Garrett.....	9.5/47
10 D. Hall.....	9.5/38
31 C. George	8.5/37
23 A. Watts.....	6.0/23
42 O. Alaka.....	5.5/9

QB SACKS/YDS

15 M. Garrett.....	4.0/29
10 D. Hall.....	3.5/26
31 C. George	3.5/25
40 J. Johnson.....	3.5/16
33 S. Washington.....	2.0/18

SPECIAL TEAMS TACKLES

12 C. Gillaspia.....	5
56 A. Frey	3
22 C. Chattman	3
26 D. Capers-Smith	2



PARTICIPATION CHART

	Name	GP/GS	UCLA	PVAMU	AUB	ARK	USC	UT	BAMA	NMSU	MSU	MISS	UTSA	LSU
42	Otar Alaka	8/8	START	START	START	START	START	START	START	START				
55	Austin Anderson	2/-	...	XXX	XXX				
67	Drew Beakey	2/-	...	XXX	XXX				
96	Jesse Brown	2/-	...	XXX	XXX				
25	Kendall Bussey	4/-	...	XXX	...	XXX	XXX				
19	D. Capers-Smith	8/2	XXX	START	XXX	XXX	XXX	XXX	XXX	START				
22	C. Chattman	7/-	...	XXX	XXX	XXX	XXX	XXX	XXX	XXX				
13	Reggie Chevis	8/-	XXX	XXX	XXX	XXX	XXX	XXX	XXX	XXX				
89	Kalvin Cline	8/-	XXX	XXX	XXX	XXX	XXX	XXX	XXX	XXX				
9	Q. Cunningham	8/1	XXX	XXX	XXX	XXX	START	XXX	XXX	XXX				
50	Tank Davis	7/-	XXX	XXX	XXX	XXX	XXX	XXX	XXX	...				
25	Tyrel Dodson	8/-	XXX	XXX	XXX	XXX	XXX	XXX	XXX	XXX				
46	Landis Durham	2/-	...	XXX	XXX				
27	Roney Elam	7/-	...	XXX	XXX	XXX	XXX	XXX	XXX	XXX				
4	Noel Ellis	5/-	XXX	XXX	XXX	XXX	XXX				
72	J. Eluemunor	7/7	START	START	START	START	...	START	START	START				
22	Kwame Etwi	3/-	...	XXX	...	XXX	XXX				
14	Justin Evans	8/8	START	START	START	START	START	START	START	START				
7	Keith Ford	8/4	XXX	START	START	START	START	XXX	XXX	XXX				
45	Austin Frey	9/-	XXX	XXX	XXX	XXX	XXX	XXX	XXX	XXX				
35	Riley Garner	8/-	XXX	XXX	XXX	XXX	XXX	XXX	XXX	XXX				
15	Myles Garrett	6/5	START	START	START	START	...	XXX	START	...				
65	Avery Gennesy	8/8	START	START	START	START	START	START	START	START				
31	Claude George	8/-	XXX	XXX	XXX	XXX	XXX	XXX	XXX	XXX				
45	C. Gillaspia	7/-	XXX	XXX	XXX	...	XXX	XXX	XXX	XXX				
85	Grant Gustafson	1/-	...	XXX				
10	Daeshon Hall	8/8	START	START	START	START	START	START	START	START				
21	Aaron Hansford	2/-	...	XXX	XXX				
1	Nick Harvey	8/8	START	START	START	START	START	START	START	START				
92	Z. Henderson	8/8	START	START	START	START	START	START	START	START				
10	Jake Hubenak	2/-	...	XXX	XXX				
15	F. Iheanacho	8/1	XXX	XXX	XXX	XXX	START	XXX	XXX	XXX				
13	Jamal Jeffery	4/-	XXX	XXX	XXX	XXX				
40	Jarrett Johnson	8/2	XXX	XXX	XXX	XXX	XXX	START	XXX	START				
88	Kingsley Keke	8/4	XXX	XXX	XXX	XXX	START	START	START	START				
3	Christian Kirk	8/7	START	XXX	START	START	START	START	START	START				
8	Trevor Knight	8/8	START	START	START	START	START	START	START	START				
50	Mac Labhart	2/-	...	XXX	XXX				
36	Daniel LaCamera	8/-	XXX	XXX	XXX	XXX	XXX	XXX	XXX	XXX				
70	Connor Lanfear	7/7	START	START	START	START	START	START	START	START				
99	James Lockhart	8/-	XXX	XXX	XXX	XXX	XXX	XXX	XXX	XXX				
62	Chad Loitz	1/-	...	XXX				
5	Daylon Mack	8/-	XXX	XXX	XXX	XXX	XXX	XXX	XXX	XXX				
34	Braden Mann	8/-	XXX	XXX	XXX	XXX	XXX	XXX	XXX	XXX				
75	Koda Martin	7/2	XXX	XXX	XXX	XXX	START	...	XXX	START				
64	Erik McCoy	8/8	START	START	START	START	START	START	START	START				
14	Conner McQueen	8/-	XXX	XXX	XXX	XXX	XXX	XXX	XXX	XXX				
7	Richard Moore	7/3	START	...	XXX	START	START	XXX	XXX	XXX				
82	B. Niederhofer	3/-	...	XXX	XXX	XXX				
2	Speedy Noil	6/5	...	START	START	START	...	START	START	XXX				
21	Charles Oliver	5/-	...	XXX	XXX	XXX	XXX	XXX				
32	Will Paulhill	2/-	...	XXX	XXX				
18	Edward Pope	8/-	XXX	XXX	XXX	XXX	XXX	XXX	XXX	XXX				
76	Colton Prater	8/8	START	START	START	START	START	START	START	START				
18	Larry Pryor	8/-	XXX	XXX	XXX	XXX	XXX	XXX	XXX	XXX				
4	Damion Ratley	8/1	START	XXX	XXX	XXX	XXX	XXX	XXX	XXX				
11	Josh Reynolds	8/8	START	START	START	START	START	START	START	START				
40	C. Robertson	7/-	XXX	XXX	XXX	XXX	XXX	...	XXX	XXX				
86	Tanner Schorp	8/2	XXX	START	XXX	XXX	XXX	START	XXX	XXX				
9	R. Seals-Jones	6/6	START	START	START	START	START	START				
17	Alex Sezer Jr.	8/1	XXX	XXX	XXX	XXX	XXX	XXX	XXX	START				
16	Kemah Siverand	2/-	...	XXX	XXX				
78	K. Sutherland	3/-	...	XXX	XXX	XXX				
19	Jeremy Tabuyo	8/2	XXX	XXX	XXX	XXX	START	XXX	XXX	START				
69	Brayden Talbert	2/-	...	XXX	XXX				
16	Dwaine Thomas	7/-	XXX	XXX	...	XXX	XXX	XXX	XXX	XXX				
46	Shane Tripucka	8/-	XXX	XXX	XXX	XXX	XXX	XXX	XXX	XXX				
98	Hardreck Walker	8/4	START	START	START	START	XXX	XXX	XXX	XXX				
33	S. Washington	8/8	START	START	START	START	START	START	START	START				
23	Armani Watts	7/7	START	START	START	START	START	START	START	...				
20	James White	7/1	START	XXX	XXX	XXX	XXX	...	XXX	XXX				
5	T. Williams	8/3	XXX	XXX	XXX	XXX	XXX	START	START	START				
24	Priest Willis	6/6	START	...	START	START	START	START	START	...				
6	Donovan Wilson	8/5	XXX	START	START	XXX	XXX	START	START	START				

RUSHING/RECEIVING/PASSING GAME-BY-GAME

RUSHING

	Name	No-Yds/TD	UCLA	PVAMU	AUB	ARK	USC	UT	BAMA	NMSU	MSU	MISS	UTSA	LSU
5	T. Williams	99-776/6	15-94/0	5-15/0	8-127/1	12-153/2	14-98/1	28-217/1	9-23/0	8-49/1				
8	Trevor Knight	83-529/9	9-31/2	7-78/1	12-42/0	10-157/2	12-84/1	15-110/3	13-24/0	5-3/0				
7	Keith Ford	71-352/3	14-65/1	8-62/2	10-28/0	10-55/0	1-3/0	6-29/0	15-62/0	7-48/0				
25	Kendall Bussey	20-172/0	DNP	7-79/0	DNP	2-1/0	DNP	DNP	1-5/0	10-87/0				
20	James White	18-76/2	2-2/0	1-19/0	3-16/0	1-6/0	9-27/1	DNP	-	2-6/1				
22	Kwame Etwi	9-55/1	DNP	5-32/1	DNP	-	DNP	DNP	DNP	4-23/0				
3	Christian Kirk	5-42/0	1-11/0	-	2-24/0	-	2-7/0	-	-	-				
14	Conner McQueen	1-9/0	-	-	-	-	-	-	-	1-9/0				
10	Jake Hubenak	7-0/0	DNP	5-8/0	DNP	DNP	DNP	DNP	DNP	2-8/0				

RECEIVING

	Name	No-Yds/TD	UCLA	PVAMU	AUB	ARK	USC	UT	BAMA	NMSU	MSU	MISS	UTSA	LSU
11	Josh Reynolds	30-586/6	4-78/1	2-53/0	7-98/1	4-141/1	3-29/0	5-89/1	2-27/1	3-71/1				
3	Christian Kirk	54-446/6	8-58/0	5-106/2	5-22/0	3-25/1	12-61/0	7-80/1	9-58/1	5-36/1				
9	R. Seals-Jones	13-220/0	4-57/0	2-33/0	3-38/0	1-47/0	DNP	DNP	1-25/0	2-20/0				
19	Jeremy Tabuyo	11-211/0	2-20/0	2-40/0	-	-	4-89/0	-	1-33/0	2-29/0				
2	Speedy Noil	9-128/1	DNP	4-25/1	2-59/0	-	DNP	2-32/0	-	1-12/0				
5	T. Williams	14-82/0	1-5/0	3-17/0	3-30/0	3-5/0	2-14/0	1-0/0	-	1-11/0				
7	Keith Ford	3-75/0	-	1-40/0	-	-	-	1-14/0	1-21/0	-				
13	Jamal Jeffery	5-62/0	1-2/0	2-27/0	DNP	DNP	-	DNP	DNP	2-33/0				
18	Edward Pope	3-50/0	1-16/0	1-6/0	-	-	-	-	-	1-28/0				
15	F. Iheanacho	6-48/0	1-3/0	1-1/0	-	1-7/0	2-13/0	1-24/0	-	-				
82	B. Niederhofer	4-27/0	DNP	2-11/0	-	DNP	DNP	DNP	DNP	2-16/0				
4	Damion Ratley	1-20/0	-	1-20/0	-	-	-	-	-	-				
89	Kalvin Cline	1-17/1	-	-	-	-	-	-	-	1-17/1				
16	Kemah Siverand	1-16/0	DNP	1-16/0	DNP	DNP	DNP	DNP	DNP	-				
25	Kendall Bussey	1-5/0	DNP	-	DNP	-	DNP	DNP	-	1-5/0				
86	Tanner Schorp	1-4/0	-	-	-	-	-	-	-	1-4/0				

PASSING

#8 TREVOR KNIGHT

	Att	Comp	Int	Pct	Yards	TD	Long	Sack	Yds	Effic
UCLA	42	22	1	52.4	239	1	40	0	0	103.3
PRAIRIE VIEW A&M	37	21	1	56.8	344	3	64	0	0	156.2
at Auburn	40	20	0	50.0	247	1	51	1	11	110.1
vs Arkansas	22	12	0	54.5	225	2	92	1	5	170.5
at South Carolina	40	23	1	57.5	206	0	33	1	2	95.8
TENNESSEE	34	17	2	50.0	239	2	43	1	9	116.7
ALABAMA	31	14	1	45.2	164	2	33	5	50	104.4
NEW MEXICO ST	24	15	0	62.5	204	2	41	1	1	161.4
MISSISSIPPI ST										
OLE MISS										
UTSA										
LSU										
TOTALS	270	144	6	53.3	1868	13	92	10	78	122.9

#10 JAKE HUBENAK

	Att	Comp	Int	Pct	Yards	TD	Long	Sack	Yds	Effic
UCLA				--	Did Not Play --					
PRAIRIE VIEW A&M	11	5	0	45.5	50	0	22	2	22	83.6
at Auburn				--	Did Not Play --					
vs Arkansas				--	Did Not Play --					
at South Carolina				--	Did Not Play --					
TENNESSEE				--	Did Not Play --					
ALABAMA				--	Did Not Play --					
NEW MEXICO ST	10	7	0	70.0	78	1	28	1	7	168.5
MISSISSIPPI ST										
OLE MISS										
UTSA										
LSU										
TOTALS	21	12	0	57.1	128	1	28	3	29	124.1

#14 CONNER MCQUEEN

	Att	Comp	Int	Pct	Yards	TD	Long	Sack	Yds	Effic
UCLA				--	Did Not Play --					
PRAIRIE VIEW A&M	1	1	0	100.0	1	0	1	0	0	108.4
at Auburn				--	Did Not Play --					
vs Arkansas				--	Did Not Play --					
at South Carolina				--	Did Not Play --					
TENNESSEE				--	Did Not Play --					
ALABAMA				--	Did Not Play --					
NEW MEXICO ST	0	0	0	0	0	0	0	0	0	0
MISSISSIPPI ST										
OLE MISS										
UTSA										
LSU										
TOTALS	1	1	0	100.0	1	0	1	0	0	108.4

TACKLES GAME-BY-GAME

	Name	Solo-Ast	Total	UCLA	PVAMU	AUB	ARK	USC	UT	BAMA	NMSU	MSU	MISS	UTSA	LSU
33	S. Washington	28-29	57	2-6	2-3	5-4	2-3	7-4	3-4	7-4	0-1				
14	Justin Evans	40-15	55	2-6	4-1	10-2	6-2	4-0	7-4	4-0	3-0				
1	Nick Harvey	33-11	44	8-3	2-2	6-0	3-2	4-1	4-2	5-1	1-0				
23	Armani Watts	31-13	44	5-2	1-0	4-0	3-6	5-1	6-3	7-1	DNP				
42	Otar Alaka	22-19	41	3-1	0-2	3-2	3-3	3-4	3-2	4-2	3-3				
6	Donovan Wilson	27-9	36	2-2	2-0	8-1	3-0	3-2	4-2	2-0	3-2				
31	Claude George	20-14	34	3-2	1-2	4-2	2-1	3-1	4-1	1-2	2-3				
10	Daeshon Hall	17-13	30	2-2	1-2	3-2	3-1	4-2	0-2	4-2	-				
24	Priest Willis	19-8	27	4-2	DNP	1-0	6-2	3-3	2-1	3-0	DNP				
15	Myles Garrett	11-10	21	1-2	1-1	2-1	2-1	DNP	2-1	3-4	DNP				
92	Z. Henderson	9-12	21	0-1	-	0-2	1-2	2-2	3-1	1-3	2-1				
25	Tyrel Dodson	13-8	21	2-3	2-1	1-0	2-0	-	1-3	2-1	3-0				
88	Kingsley Keke	12-7	19	1-3	-	2-1	1-0	-	3-2	3-0	2-1				
17	Alex Sezer Jr.	10-8	18	2-3	1-1	1-1	1-0	-	3-1	2-1	0-1				
7	Richard Moore	7-8	15	2-1	DNP	1-0	1-3	1-0	0-3	1-0	1-1				
40	Jarrett Johnson	9-6	15	-	2-1	0-1	-	1-0	4-2	1-0	1-2				
5	Daylon Mack	6-8	14	-	0-3	1-0	2-0	-	0-3	3-1	0-1				
13	Reggie Chevis	6-8	14	0-1	1-1	1-0	2-0	1-1	0-2	1-1	0-2				
9	Q. Cunningham	6-6	12	-	2-1	-	-	-	1-2	1-2	2-1				
98	Hardreck Walker	6-5	11	1-1	-	0-1	-	1-1	2-1	0-1	2-0				
11	Larry Pryor	6-5	11	-	2-1	-	-	1-0	0-2	0-1	3-1				
99	James Lockhart	5-3	8	1-0	0-3	1-0	1-0	1-0	-	-	1-0				
12	C. Gillaspia	5-2	7	2-1	1-0	-	DNP	-	2-1	-	-				
22	C. Chattman	5-2	7	DNP	-	-	-	1-0	-	1-1	3-1				
26	D. Capers-Smith	5-2	7	-	2-1	-	1-0	-	1-0	-	1-1				
4	Noel Ellis	1-3	4	-	0-1	DNP	DNP	DNP	0-1	0-1	1-0				
96	Jesse Brown	0-3	3	DNP	0-1	DNP	DNP	DNP	DNP	DNP	0-2				
46	Landis Durham	1-2	3	DNP	1-0	DNP	DNP	DNP	DNP	DNP	0-2				
27	Roney Elam	1-2	3	DNP	1-0	-	-	-	-	0-1	0-1				
45	Austin Frey	3-0	3	2-0	-	-	1-0	-	-	-	-				
16	Dwaine Thomas	0-2	2	-	0-2	DNP	-	-	-	-	-				
35	Riley Garner	2-0	2	-	-	1-0	-	-	-	-	1-0				
11	Josh Reynolds	2-0	2	-	-	-	-	1-0	1-0	-	-				
32	Will Paulhill	0-1	1	DNP	-	DNP	DNP	DNP	DNP	DNP	0-1				
4	Damion Ratley	1-0	1	-	1-0	-	-	-	-	-	-				
9	R. Seals-Jones	1-0	1	1-0	-	-	-	DNP	DNP	-	-				
36	Braden Mann	1-0	1	-	-	1-0	-	-	-	-	-				

SEASON SUPERLATIVES

TEXAS A&M

INDIVIDUAL GAME HIGHS

Rushes	28	T. Williams vs Tennessee (Oct 08, 2016)
Yards Rushing	217	T. Williams vs Tennessee (Oct 08, 2016)
TD Rushes	3	Trevor Knight vs Tennessee (Oct 08, 2016)
Long Rush	89	T. Williams at Auburn (Sep 17, 2016)
Pass attempts	42	Trevor Knight vs UCLA (Sep 03, 2016)
Pass completions	23	Trevor Knight at South Carolina (Oct 01, 2016)
Yards Passing	344	Trevor Knight vs Prairie View A&M (Sep 10, 2016)
TD Passes	3	Trevor Knight vs Prairie View A&M (Sep 10, 2016)
Long Pass	92	Trevor Knight vs Arkansas (Sep 24, 2016)
Receptions	12	Christian Kirk at South Carolina (Oct 01, 2016)
Yards Receiving	141	Josh Reynolds vs Arkansas (Sep 24, 2016)
TD Receptions	2	Christian Kirk vs Prairie View A&M (Sep 10, 2016)
Long Reception	92	Josh Reynolds vs Arkansas (Sep 24, 2016)
Field Goals	5	Daniel LaCamera at Auburn (Sep 17, 2016)
Long Field Goal	48	Daniel LaCamera vs Prairie View A&M (Sep 10, 2016) Daniel LaCamera vs Arkansas (Sep 24, 2016)
Punts	10	Shane Tripucka vs Tennessee (Oct 08, 2016)
Punting Avg	47.5	Shane Tripucka vs Arkansas (Sep 24, 2016)
Long Punt	59	Shane Tripucka at Auburn (Sep 17, 2016) Shane Tripucka vs UCLA (Sep 03, 2016)
Punts inside 20	6	Shane Tripucka vs Tennessee (Oct 08, 2016)
Long Punt Return	73	Christian Kirk vs New Mexico State (Oct 29, 2016) Nick Harvey vs Prairie View A&M (Sep 10, 2016)
Long Kickoff Return	47	Justin Evans vs New Mexico State (Oct 29, 2016)
Tackles	12	Justin Evans at Auburn (Sep 17, 2016)
Sacks	2.0	Daeshon Hall at South Carolina (Oct 01, 2016) Myles Garrett at Auburn (Sep 17, 2016) Jarrett Johnson vs Prairie View A&M (Sep 10, 2016)
Tackles For Loss	3.5	Daeshon Hall at South Carolina (Oct 01, 2016) Myles Garrett at Alabama (Oct 22, 2016)
Interceptions	2	Justin Evans vs UCLA (Sep 03, 2016)

TEAM GAME HIGHS

Rushes	50	vs Tennessee (Oct 08, 2016)
Yards Rushing	366	vs Arkansas (Sep 24, 2016)
Yards Per Rush	9.9	vs Arkansas (Sep 24, 2016)
TD Rushes	4	vs Prairie View A&M (Sep 10, 2016) vs Arkansas (Sep 24, 2016) vs Tennessee (Oct 08, 2016)
Pass attempts	49	vs Prairie View A&M (Sep 10, 2016)
Pass completions	27	vs Prairie View A&M (Sep 10, 2016)
Yards Passing	395	vs Prairie View A&M (Sep 10, 2016)
Yards Per Pass	10.2	vs Arkansas (Sep 24, 2016)
TD Passes	3	vs New Mexico State (Oct 29, 2016) vs Prairie View A&M (Sep 10, 2016)
Total Plays	87	vs Prairie View A&M (Sep 10, 2016)
Total Offense	672	vs Prairie View A&M (Sep 10, 2016)
Yards Per Play	10.0	vs Arkansas (Sep 24, 2016)
Points	67	vs Prairie View A&M (Sep 10, 2016)
Sacks By	5	vs UCLA (Sep 03, 2016)
First Downs	35	vs Prairie View A&M (Sep 10, 2016)
Penalties	9	at Auburn (Sep 17, 2016) at Alabama (Oct 22, 2-16)
Penalty Yards	81	at Alabama (Oct 22, 2016)
Turnovers	3	vs Tennessee (Oct 08, 2016)
Interceptions By	3	vs UCLA (Sep 03, 2016)
Punts	10	vs Tennessee (Oct 08, 2016)
Punting Avg	47.5	vs Arkansas (Sep 24, 2016)
Long Punt	59	at Auburn (Sep 17, 2016) vs UCLA (Sep 03, 2016)
Punts inside 20	6	vs Tennessee (Oct 08, 2016)
Long Punt Return	73	vs New Mexico State (Oct 29, 2016) vs Prairie View A&M (Sep 10, 2016)

OPPONENTS

INDIVIDUAL GAME HIGHS

Rushes	23	Soso Jamabo of UCLA (Sep 03, 2016)
Yards Rushing	127	A. Kamara of Tennessee (Oct 08, 2016)
TD Rushes	2	A. Kamara of Tennessee (Oct 08, 2016)
Long Rush	75	AJ Turner of South Carolina (Oct 01, 2016)
Pass attempts	47	J. Dobbs of Tennessee (Oct 08, 2016)
Pass completions	28	Austin Allen of Arkansas (Sep 24, 2016) J. Dobbs of Tennessee (Oct 08, 2016)
Yards Passing	398	J. Dobbs of Tennessee (Oct 08, 2016)
TD Passes	2	Austin Allen of Arkansas (Sep 24, 2016) Jalen Hurts of Alabama (Oct 22, 2016)
Long Pass	62	Josh Rosen of UCLA (Sep 03, 2016)
Receptions	9	Drew Morgan of Arkansas (Sep 24, 2016)
Yards Receiving	161	A. Kamara of Tennessee (Oct 08, 2016)
TD Receptions	1	eight players, last by Jaleel Scott of New Mexico State (Oct 29, 2016)
Long Reception	62	Kenneth Walker of UCLA (Sep 03, 2016)
Field Goals	3	JJ Molson of UCLA (Sep 03, 2016)
Long Field Goal	43	Elliott Fry of South Carolina (Oct 01, 2016)
Punts	9	Peyton Theisler of New Mexico State (Oct 29, 2016) Owen Hoolihan of Prairie View A&M (Sep 10, 2016)
Punting Avg	53.5	JK Scott of Alabama (Oct 22, 2016)
Long Punt	66	T. Daniel of Tennessee (Oct 08, 2016)
Punts inside 20	3	Peyton Theisler of New Mexico State (Oct 29, 2016) Sean Kelly of South Carolina (Oct 01, 2016)
Long Punt Return	17	Eddie Jackson of Alabama (Oct 22, 2016)
Long Kickoff Return	34	Kerryon Johnson of Auburn (Sep 17, 2016)
Tackles	13	Jacob Nwangwa of New Mexico State (Oct 29, 2016)
Sacks	2.0	Tim Williams of Alabama (Oct 22, 2016)
Tackles For Loss	3.0	Ryan Anderson of Alabama (Oct 22, 2016)
Interceptions	1	six players, last by Marlon Humphrey of Alabama (Oct 22, 2016)

TEAM GAME HIGHS

Rushes	57	Alabama (Oct 22, 2016)
Yards Rushing	287	Alabama (Oct 22, 2016)
Yards Per Rush	5.5	Tennessee (Oct 08, 2016)
TD Rushes	3	Tennessee (Oct 08, 2016)
Pass attempts	48	Tennessee (Oct 08, 2016)
Pass completions	29	Tennessee (Oct 08, 2016)
Yards Passing	402	Tennessee (Oct 08, 2016)
Yards Per Pass	8.8	Arkansas (Sep 24, 2016)
TD Passes	2	Arkansas (Sep 24, 2016) Tennessee (Oct 08, 2016) Alabama (Oct 22, 2016)
Total Plays	99	Tennessee (Oct 08, 2016)
Total Offense	684	Tennessee (Oct 08, 2016)
Yards Per Play	6.9	Tennessee (Oct 08, 2016)
Points	38	Tennessee (Oct 08, 2016)
Sacks By	5	Alabama (Oct 22, 2016)
First Downs	29	Tennessee (Oct 08, 2016)
Penalties	12	Tennessee (Oct 08, 2016)
Penalty Yards	95	Prairie View A&M (Sep 10, 2016)
Turnovers	7	Tennessee (Oct 08, 2016)
Interceptions By	2	Tennessee (Oct 08, 2016)
Punts	9	New Mexico State (Oct 29, 2016) Prairie View A&M (Sep 10, 2016) Auburn (Sep 17, 2016)
Punting Avg	53.5	Alabama (Oct 22, 2016)
Long Punt	66	Tennessee (Oct 08, 2016)
Punts inside 20	3	New Mexico State (Oct 29, 2016) South Carolina (Oct 01, 2016)
Long Punt Return	17	Alabama (Oct 22, 2016)



MISCELLANEOUS STATISTICS

STARTING FIELD POSITION

	A&M Avg. Start	Opp. Avg. Start	A&M Advantage
UCLA	own 28	own 27	+ 1
PRAIRIE VIEW A&M	own 34	own 23	+11
at Auburn	own 30	own 25	+ 5
vs. Arkansas	own 27	own 27	-
at South Carolina	own 29	own 27	+2
TENNESSEE	own 29	own 25	+4
at Alabama	own 29	own 28	+1
NEW MEXICO ST	own 25	own 28	- 3
at Mississippi St			
OLE MISS			
UTSA			
LSU			
Totals	own 30.7	own 27.2	

POINTS OFF TURNOVERS

Opponent	TEXAS A&M				OPPONENTS			
	TOs	TDs	FG-Att	Pts.	A&M TOs	TDs	FG-Att	Pts.
UCLA	3	0	0-1	0	2	0	1-1	3
PRAIRIE VIEW A&M	1	1	0-0	7	2	0	0-0	0
at Auburn	1	0	1-1	3	0	0	0-0	0
vs Arkansas	3	2	1-1	17	2	1	0-0	7
at South Carolina	2	0	1-2	3	2	0	1-1	3
TENNESSEE	7	3	0-0	21	3	1	0-0	7
at Alabama	2	0	0-0	0	2	1	0-1	7
NEW MEXICO ST	0	0	0-0	0	1	0	0-0	0
at Mississippi St								
OLE MISS								
UTSA								
LSU								
Totals	19 (11/10, 9 int)	6	3-4	51	14 (15/8, 6 int)	3	2-3	27

F/L: total fumbles/fumbles lost

PENALTIES

	A&M Pen.-Yds.	Opp. Pen.-Yds.	A&M Yd Diff
UCLA	6-67	4-17	-50
PRAIRIE VIEW A&M	4-35	11-95	+60
at Auburn	9-70	6-28	-42
vs Arkansas	7-62	7-55	-7
at South Carolina	5-40	3-20	-20
TENNESSEE	7-45	12-84	+39
at Alabama	9-81	7-44	-37
NEW MEXICO ST	5-30	5-53	+23
at Mississippi St			
OLE MISS			
UTSA			
LSU			
Totals (per gm avg.)	52-430 (53.8)	55-396 (49.5)	

GAME-OPENING DRIVES

	TEXAS A&M					OPPONENTS				
	Pts	Res	1Dn	Pl-Yds	Time	Pts	Res	1Dn	Pl-Yds	Time
UCLA	0	FUM	1	5-23	1:10	3	FG	1	4-22	2:12
PRAIRIE VIEW A&M	3	FG	2	6-50	1:51	0	PUNT	0	3-(-5)	0:29
at Auburn	0	PUNT	2	8-18	3:43	0	PUNT	0	3-9	1:40
vs. Arkansas	0	Miss FG	2	8-40	3:05	0	PUNT	0	3-6	1:43
at South Carolina	7	TD	3	7-75	2:16	7	TD	1	1-75	0:13
TENNESSEE	0	INT	0	2-8	0:32	0	PUNT	0	3-8	1:30
at Alabama	0	PUNT	1	6-0	2:09	3	FG	3	9-60	3:03
NEW MEXICO ST	7	TD	5	6-72	2:00	0	PUNT	0	3-8	1:18
at Mississippi St										
OLE MISS										
UTSA										
LSU										
Totals	17		16	6-36*	2:06*	13		5	4-23*	1:31*

* average

SECOND HALF-OPENING DRIVES

	TEXAS A&M					OPPONENTS				
	Pts	Res	1Dn	Pl-Yds	Time	Pts	Res	1Dn	Pl-Yds	Time
UCLA	7	TD	5	11-87	4:10	0	PUNT	1	5-28	1:42
PRAIRIE VIEW A&M	7	TD	6	13-78	3:49	0	PUNT	0	3-0	0:28
at Auburn	0	PUNT	0	3-(-1)	0:52	0	PUNT	2	8-22	3:39
vs Arkansas	0	FUMBLE	5	10-81	2:50	^	ODOWNS	7	19-89	9:55
at South Carolina	7	TD	3	8-71	3:23	0	MISS FG	3	9-49	1:49
TENNESSEE	7	TD	3	7-61	2:25	0	FUMBLE	2	6-36	1:55
at Alabama	7	TD	3	6-75	2:06	7	TD	5	14-77	6:21
NEW MEXICO ST	7	TD	2	2-53	0:42	0	PUNT	0	3-3	1:51
at Mississippi St										
OLE MISS										
UTSA										
LSU										
Totals	35		27	8-63*	2:32*	0		20	8-38*	3:28*

* average

^ drive began following turnover

A&M SCORING DRIVES

	Scoring Drives	TIME		PLAYS		5 or less	1-Play
		Total	Avg	Total	Avg		
UCLA	4	12:41	3:10	34	8.5	1	0
PRAIRIE VIEW A&M	11	21:11	2:07	68	6.2	3	1
at Auburn	7	17:55	2:33	54	7.7	2	0
vs Arkansas	7	10:21	1:28	32	4.6	4	0
at South Carolina	4	10:27	2:36	29	7.3	1	0
TENNESSEE	5	8:04	1:37	24	4.8	3	1
at Alabama	2	3:48	1:54	14	7	0	0
NEW MEXICO ST	8	16:53	2:49	42	5.3	1	0
at Mississippi St							
OLE MISS							
UTSA							
LSU							
Totals	48	111:20	2:19	297	6.2	15	2

* not including overtime possessions



STARTING LINEUPS

OFFENSIVE STARTERS

	WR	LT	LG	C	RG	RT	TE/WR	WR	WR	QB	RB/WR
UCLA	RATLEY	GENNESY	PRATER	MCCOY	LANFEAR	ELUEMUNOR	KIRK	REYNOLDS	SEALS-JONES	KNIGHT	WHITE
PRAIRIE VIEW A&M	NOIL	GENNESY	PRATER	MCCOY	LANFEAR	ELUEMUNOR	SCHORP	REYNOLDS	SEALS-JONES	KNIGHT	FORD
at Auburn	NOIL	GENNESY	PRATER	MCCOY	LANFEAR	ELUEMUNOR	KIRK	REYNOLDS	SEALS-JONES	KNIGHT	FORD
vs Arkansas	NOIL	GENNESY	PRATER	MCCOY	LANFEAR	ELUEMUNOR	KIRK	REYNOLDS	SEALS-JONES	KNIGHT	FORD
at South Carolina	TABUYO	GENNESY	PRATER	MCCOY	LANFEAR	MARTIN	KIRK	REYNOLDS	IHEANACHO	KNIGHT	FORD
TENNESSEE	NOIL	GENNESY	PRATER	MCCOY	LANFEAR	ELUEMUNOR	SCHORP	REYNOLDS	KIRK	KNIGHT	WILLIAMS
at Alabama	NOIL	GENNESY	PRATER	MCCOY	LANFEAR	ELUEMUNOR	KIRK	REYNOLDS	SEALS-JONES	KNIGHT	WILLIAMS
NEW MEXICO ST	TABUYO	GENNESY	PRATER	MCCOY	ELUEMUNOR	MARTIN	KIRK	REYNOLDS	SEALS-JONES	KNIGHT	WILLIAMS
at Mississippi St											
OLE MISS											
UTSA											
LSU											

DEFENSIVE STARTERS

	DE	NG	DT	RUSH	LB	LB	LB/NICKLE	CB	CB	SS	FS
UCLA	HALL	HENDERSON	WALKER	GARRETT	WASHINGTON	ALAKA	MOORE	HARVEY	WILLIS	WATTS	EVANS
PRAIRIE VIEW A&M	HALL	HENDERSON	WALKER	GARRETT	WASHINGTON	ALAKA	WILSON*	HARVEY	CAPERS-SMITH	WATTS	EVANS
at Auburn	HALL	HENDERSON	WALKER	GARRETT	WASHINGTON	ALAKA	WILSON*	HARVEY	WILLIS	WATTS	EVANS
vs Arkansas	HALL	HENDERSON	WALKER	GARRETT	WASHINGTON	ALAKA	MOORE	HARVEY	WILLIS	WATTS	EVANS
at South Carolina	HALL	HENDERSON	WALKER	CUNNINGHAM	WASHINGTON	ALAKA	MOORE	HARVEY	WILLIS	WATTS	EVANS
TENNESSEE	HALL	HENDERSON	KEKE	JOHNSON	WASHINGTON	ALAKA	WILSON*	HARVEY	WILLIS	WATTS	EVANS
at Alabama	HALL	HENDERSON	KEKE	GARRETT	WASHINGTON	ALAKA	WILSON*	HARVEY	WILLIS	WATTS	EVANS
NEW MEXICO ST	HALL	HENDERSON	KEKE	JOHNSON	WASHINGTON	ALAKA	WILSON*	HARVEY	CAPERS-SMITH	SEZER	EVANS
at Mississippi St											
OLE MISS											
UTSA											
LSU											

* Started as a nickel back

START CHART

	Career Starts	Consec Starts
Josh Reynolds	30	11
Armani Watts	28	—
Myles Garrett	26	—
Ricky Seals-Jones	27	2
Daeshon Hall	27	21
Shaan Washington	21	21
Avery Gennesy	21	21
Justin Evans	20	11
Christian Kirk	18	6
Otaro Alaka	15	8
Speedy Noil	13	—
Hardreck Walker	13	—
Donovan Wilson	12	3
Zaycoven Henderson	10	8
Nick Harvey	9	8
Colton Prater	8	8
Erik McCoy	8	8
Trevor Knight	8	8
Jermaine Eleumunor	8	3
Connor Lanfear	7	—
Richard Moore	7	—
Edward Pope	7	—
Keaton Sutherland	7	—
Priest Willis	6	—
Damion Ratley	5	—
Victor Davis	5	—
Keith Ford	4	—
Claude George	4	—
Josh Walker	4	—
Trayveon Williams	3	3
Kingsley Keke	3	3
Jeremy Tabuyo	3	1
Alex Sezer, Jr	3	1
Jarett Johnson	2	1
Koda Martin	2	1
Deshawn Capers-Smith	2	1
Tanner Schorp	2	—
Qualen Cunningham	1	—
Frank Iheanacho	1	—
James White	1	—
Jake Hubenak	1	—
Justin Dunning	1	—

12TH MAN REP

	12th Man	#
UCLA	Gillaspia	1
PVAMU	Gillaspia	2
at Aub	Gillaspia	3
vs Ark	Gillaspia	4
at SC	Gillaspia	5
UT	Gillaspia	6
at Bama	Gillaspia	7
NMSU	Gillaspia	8
at MSU		
MISS		
UTSA		
LSU		

- appearances as 12th Man representative



TEXAS A&M'S 20-PLUS YARD PLAYS (65)

Yards	Type	Player(s)	Opponent
*92	Pass	Josh Reynolds from Trevor Knight	Arkansas
*89	Rush	T. Williams	Auburn
*73	PR	Nick Harvey	Prairie View A&M
*73	PR	Christian Kirk	New Mexico State
71	Rush	T. Williams	Tennessee
*70	PR	Christian Kirk	New Mexico State
*64	Pass	Christian Kirk from Trevor Knight	Prairie View A&M
62	Rush	Trevor Knight	Arkansas
*62	Rush	Trevor Knight	Tennessee
51	Pass	Josh Reynolds from Trevor Knight	Auburn
*49	Rush	T. Williams	South Carolina
*48	Rush	Trevor Knight	Arkansas
47	Pass	R. Seals-Jones from Trevor Knight	Arkansas
47	KR	Justin Evans	New Mexico State
43	Pass	Josh Reynolds from Trevor Knight	Tennessee
42	KR	Speedy Noil	Arkansas
*42	Rush	Trevor Knight	Arkansas
42	Rush	T. Williams	UCLA
*41	Pass	Josh Reynolds from Trevor Knight	New Mexico State
*40	Pass	Josh Reynolds from Trevor Knight	UCLA
40	Pass	Speedy Noil from Trevor Knight	Auburn
40	Pass	Keith Ford from Trevor Knight	Prairie View A&M
36	KR	Justin Evans	South Carolina
36	Pass	Josh Reynolds from Trevor Knight	Prairie View A&M
34	Pass	Jeremy Tabuyo from Trevor Knight	Prairie View A&M
34	Pass	Christian Kirk from Trevor Knight	Prairie View A&M
*33	Pass	R. Seals-Jones from Trevor Knight	UCLA
33	Pass	Jeremy Tabuyo from Trevor Knight	South Carolina
*33	Rush	T. Williams	Arkansas
33	Pass	Jeremy Tabuyo from Trevor Knight	Alabama
32	Pass	Josh Reynolds from Trevor Knight	Tennessee
*32	Rush	Trevor Knight	Prairie View A&M
32	KR	Christian Kirk	Alabama
31	Pass	Jamal Jeffery from Trevor Knight	New Mexico State
30	KR	Keith Ford	UCLA
30	KR	Kendall Bussey	New Mexico State
29	Pass	Jeremy Tabuyo from Trevor Knight	South Carolina
29	Rush	Kendall Bussey	New Mexico State
28	Pass	Edward Pope from Jake Hubenak	New Mexico State
27	Rush	Trevor Knight	Alabama
27	Rush	Keith Ford	Arkansas
27	Rush	Kendall Bussey	Prairie View A&M
27	Pass	Speedy Noil from Trevor Knight	Tennessee
26	KR	Justin Evans	UCLA
25	KR	Justin Evans	South Carolina
*25	Pass	Christian Kirk from Trevor Knight	Alabama
25	Pass	R. Seals-Jones from Trevor Knight	Alabama
24	Pass	Christian Kirk from Trevor Knight	Tennessee
24	Pass	F. Iheanacho from Trevor Knight	Tennessee
23	Rush	T. Williams	Arkansas
22	Pass	Jamal Jeffery from Jake Hubenak	Prairie View A&M
22	Rush	Keith Ford	Tennessee
22	KR	Keith Ford	UCLA
22	Rush	T. Williams	Tennessee
22	Rush	Kendall Bussey	New Mexico State
*22	Rush	T. Williams	Arkansas
21	Rush	R. Seals-Jones from Trevor Knight	Prairie View A&M
21	KR	Christian Kirk	UCLA
21	Pass	Keith Ford from Trevor Knight	Alabama
21	Pass	Christian Kirk from Trevor Knight	Tennessee
20	KR	Justin Evans	UCLA
20	Pass	Damion Ratley from Trevor Knight	Prairie View A&M
20	KR	Speedy Noil	Prairie View A&M
20	Rush	Keith Ford	UCLA
20	Rush	Christian Kirk	Auburn

* touchdown scored on play

BY LENGTH

Yards	No.	TD
100+	0	0
90-99	1	1
80-89	1	1
70-79	4	3
60-69	3	2
50-59	1	0
40-49	12	5
30-39	14	3
20-29	29	2

BY PLAY TYPE

Type	No.	TD
Rushing	21	8
Passing	29	6
Punt returns	3	3
Kick returns	12	0
Interceptions	0	0
Fumble returns	0	0
Other	0	0
TOTAL	65	17

20-YARD PLUS BY PLAYER

Player	No.	TD	R	P	KR	PR	IR	FR
Christian Kirk	10	5	1	5	2	2	0	0
T. Williams	8	4	8	0	0	0	0	0
Josh Reynolds	7	3	0	7	0	0	0	0
Keith Ford	7	0	3	2	2	0	0	0
Trevor Knight	6	4	6	0	0	0	0	0
Justin Evans	5	0	0	0	5	0	0	0
Jeremy Tabuyo	4	0	0	4	0	0	0	0
R. Seals-Jones	4	0	0	4	0	0	0	0
Kendall Bussey	4	0	3	0	1	0	0	0
Speedy Noil	4	0	0	2	2	0	0	0
Jamal Jeffery	2	0	0	2	0	0	0	0
Nick Harvey	1	1	0	0	0	1	0	0
Damion Ratley	1	0	0	1	0	0	0	0
F. Iheanacho	1	0	0	1	0	0	0	0
Edward Pope	1	0	0	1	0	0	0	0
TOTAL	65	17	21	29	12	3	0	0

LONGEST PLAYS OF 2015

RUSHING

89 Trayveon Williams at Auburn.....Sept. 17

RUSHING TOUCHDOWN

89 Trayveon Williams at Auburn.....Sept. 17

PASSING

92 Josh Reynolds from Trevor Knight vs ArkansasSept. 24

PASSING TOUCHDOWN

92 Josh Reynolds from Trevor Knight vs ArkansasSept. 24

PUNT RETURN

73 Nick Harvey vs Prairie View A&M.....Sept. 10

73 Christian Kirk vs New Mexico State.....Oct. 29

KICK RETURN

47 Justin Evans vs New Mexico StateOct. 29

INTERCEPTION RETURN

13 Priest Willis vs UCLASept. 3

FUMBLE RETURN

- None

PUNT

59 Shane Tripucka vs UCLASept. 3

59 Shane Tripucka at AuburnSept. 17

FIELD GOAL

48 Daniel LaCamera vs Prairie View A&MSept. 10

48 Daniel LaCamera vs ArkansasSept. 24

OPPONENTS' 20-PLUS YARD PLAYS (41)

Yards	Type	Player(s)	Opponent
*75	Rush	A.J. Turner	South Carolina
*62	Pass	Walker from Rosen	UCLA
55	Rush	R. Williams	Arkansas
53	Pass	Alvin Kamara from Joshua Dobbs	Tennessee
45	Pass	A. Stewart from Jalen Hurts	Alabama
44	Pass	Keon Hatcher from Austin Allen	Arkansas
43	Pass	Tyler Byrd from Joshua Dobbs	Tennessee
38	Pass	Jared Cornelius from Austin Allen	Arkansas
38	Pass	Jared Cornelius from Austin Allen	Arkansas
*37	Rush	Jalen Hurts	Alabama
36	Rush	Alvin Kamara	Tennessee
36	Pass	Hayden Hurst from Sean Kelly	South Carolina
34	Pass	Alvin Kamara from Joshua Dobbs	Tennessee
34	Rush	Larry Rose III	New Mexico State
34	KR	Kerryon Johnson	Auburn
33	Rush	Joshua Dobbs	Tennessee
33	Rush	Kamryn Pettway	Auburn
33	Pass	Jared Cornelius from Austin Allen	Arkansas
32	KR	Evan Berry	Tennessee
32	Rush	Olorunfunmi	UCLA
30	Rush	Damien Harris	Alabama
30	Rush	Damien Harris	Alabama
*30	FR	Jonathan Allen	Alabama
28	Pass	K.C. Crosby from Perry Orth	South Carolina
27	Pass	Josh Malone from Joshua Dobbs	Tennessee
27	Pass	D. LaStrappe from Trey Green	Prairie View A&M
26	Pass	Jason Croom from Joshua Dobbs	Tennessee
25	Pass	Andrews from Rosen	UCLA
23	Pass	Xavier Hall from Tyler Rogers	New Mexico State
23	KR	A. Stewart	Alabama
23	Pass	Jeremy Sprinkle from Austin Allen	Arkansas
23	Pass	Roberts from Rosen	UCLA
22	Rush	A.J. Turner	South Carolina
22	Pass	Hayden Hurst from Perry Orth	South Carolina
21	Pass	O.J. Howard from Jalen Hurts	Alabama
21	Pass	Drew Morgan from Austin Allen	Arkansas
21	Pass	D. LaStrappe from Trey Green	Prairie View A&M
20	Pass	Jauan Jennings from Joshua Dobbs	Tennessee
20	FR	Chris Moody	South Carolina
20	Rush	Kerryon Johnson	Auburn
20	Pass	D. LaStrappe from Trey Green	Prairie View A&M

* touchdown scored on play

BY LENGTH

Yards	No.	TD
100+	0	0
90-99	0	0
80-89	0	0
70-79	1	1
60-69	1	1
50-59	2	0
40-49	3	0
30-39	16	2
20-29	17	0

BY PLAY TYPE

Type	No.	TD
Rushing	9	2
Passing	24	1
Punt returns	0	0
Kick returns	3	0
Interceptions	0	0
Fumble returns	2	1
Other	0	0
TOTAL	39	4

LONGEST PLAYS OF 2015

RUSHING

75 AJ Turner of South Carolina Oct. 1

RUSHING TOUCHDOWN

75 AJ Turner of South Carolina Oct. 1

PASSING

62 Kenneth Walker from Josh Rosen of UCLA Sept. 3

PASSING TOUCHDOWN

62 Kenneth Walker from Josh Rosen of UCLA Sept. 3

PUNT RETURN

17 Eddie Jackson of Alabama Oct. 22

KICK RETURN

34 Kerryon Johnson of Auburn Sept. 17

INTERCEPTION RETURN

9 Todd Kelly Jr. of Tennessee Oct. 8

FUMBLE RETURN

30 Jonathan Allen of Alabama Oct. 22

PUNT

66 Trevor Daniel of Tennessee Oct. 8

FIELD GOAL

43 Elliott Fry of South Carolina Oct. 1

THE LAST TIME...

100-YARD RUSHER

by A&M..... 217, Trayveon Williams & 110, Trevor Knight vs Tennessee (Oct. 8, 2016)
by Opp..... 125, Damien Harris of Alabama (Oct. 22, 2016)

TWO 100-YARD RUSHERS

by A&M..... 217, Trayveon Williams vs Tennessee (Oct. 8, 2016)
110, Trevor Knight vs Tennessee (Oct. 8, 2016)
by Opp..... 146, Leonard Fournette of LSU in College Station (Nov. 27, 2013)
119, Anthony Jennings of LSU in College Station (Nov. 27, 2013)

200-YARD RUSHER

by A&M..... 217, Trayveon Williams vs Tennessee (Oct. 8, 2016)
by Opp..... 226, Lamar Jackson of Louisville in Music City Bowl (Dec. 30, 2015)

60-YARD RUSH PLAY

by A&M..... 71, Trayveon Williams vs Tennessee (Oct. 22, 2016)
by Opp..... 75, AJ Turner of South Carolina (Oct. 1, 2016)

THREE-OR-MORE RUSHING TDs

by A&M..... 3, Trevor Knight vs Tennessee (Oct. 8, 2016)
by Opp..... 3, Dak Prescott of Mississippi State in Starkville (Oct. 4, 2014)

TEAM RUSHED FOR 300 YARDS

by A&M..... 353 vs Tennessee (Oct. 8, 2016)
by Opp..... 307, Louisville (Dec. 30, 2015)

TEAM RUSHED FOR LESS THAN 100 YARDS

by A&M..... 89 vs LSU (Nov. 28, 2015)
by Opp..... 37 by Prairie View A&M (Sep. 10, 2016)

300-YARD PASSER

by A&M..... 344, Trevor Knight vs Prairie View A&M (Sep. 10, 2016)
by Opp..... 398, Joshua Dobbs of Tennessee (Oct. 8, 2016)

400-YARD PASSER

by A&M..... 401, Kenny Hill vs Ole Miss (Oct. 11, 2014)
by Opp..... 427, Aaron Boone of Duke (Dec. 31, 2013)

SCORED ON OVER A 50-YARD PASS PLAY

by A&M..... 92 yds, Josh Reynolds from Trevor Knight vs Arkansas (Sep. 24, 2016)
by Opp..... 62 yds, Kenneth Walker from Josh Rosen of UCLA (Sep. 3, 2016)

30 PASS COMPLETIONS

by A&M..... 42, Kenny Hill vs Ole Miss (Oct. 11, 2014)
by Opp..... 37, Garrett Gilbert of SMU (Sep. 21, 2013)

40 PASS ATTEMPTS

by A&M..... 40, Trevor Knight at South Carolina (Oct. 1, 2016)
by Opp..... 47, Joshua Dobbs of Tennessee (Oct. 8, 2016)

THREE-OR-MORE TD PASSES

by A&M..... 3, Trevor Knight vs Prairie View A&M (Sept. 10, 2016)
by Opp..... 3, Blake Sims of Alabama in Tuscaloosa (Oct. 18, 2014)

FOUR-OR-MORE TD PASSES

by A&M..... 4, Kyle Allen vs Nevada (Sept. 19, 2015)
by Opp..... 4, Dylan Thompson of South Carolina (Aug. 28, 2014)

100-YARD RECEIVER

by A&M..... 141, Josh Reynolds vs Arkansas (Sept. 24, 2016)
by Opp..... 161, Alvin Kamara of Tennessee (Oct. 8, 2016)

10-OR-MORE RECEIVERS

by A&M..... 12 vs New Mexico State (Oct. 29, 2016)
by Opp..... 10, Tennessee (Oct. 8, 2016)

10-OR-MORE RECEPTIONS

by A&M..... 12, Christian Kirk at South Carolina (Oct. 1, 2016)
by Opp..... 12, Jamison Crowder of Duke (Dec. 31, 2013)

FOUR FIELD GOALS

by A&M..... 4, Daniel LaCamera at Auburn (Sep. 17, 2016)
by Opp..... 4, Daniel Carlson of Auburn (Nov. 7, 2015)

50-YARD FIELD GOAL

by A&M..... 52, Taylor Bertolet vs Western Carolina (Nov. 14, 2015)
by Opp..... 51, Caleb Sturgis of Florida (Sept. 8, 2012)

60-YARD FIELD GOAL

by A&M..... 62, Terence Kitchens vs Southern Miss (Sept. 25, 1999)

RECORDED A BLOCKED PUNT

by A&M..... Sam Moeller vs Vanderbilt (1st Qtr) (Nov. 21, 2015)
by Opp..... Carring Byndom of Texas (4th Qtr) (Nov. 25, 2010)

RECORDED A BLOCKED FIELD GOAL ATTEMPT

by A&M..... Justin Evans vs Prairie View A&M (1st Qtr) (Sept. 10, 2016)
by Opp..... Josh Boyd of Mississippi State (2nd Qtr) (Nov. 3, 2012)

A KICKOFF WAS RETURNED FOR A TD

by A&M..... 84 yards, Coryell Judie at Baylor (Nov. 13, 2010)
by Opp..... 81 yards, Brandon Boykin of Georgia (Dec. 28, 2009)

PUNT RETURN FOR A TD

by A&M..... 73 & 70 yards, Christian Kirk vs New Mexico State (Oct. 29, 2016)
by Opp..... 78 yards, Dez Bryant of Oklahoma State (Oct. 4, 2008)

BLOCKED PUNT RETURN FOR A TD

by A&M..... Jaxson Appel vs SMU, 1 yard (Sept. 17, 2005)
by Opp..... Courtney Herndon of Kansas State, 10 yards (Oct. 11, 2008)

INTERCEPTION RETURNED FOR A TD

by A&M..... Donovan Wilson vs South Carolina, 60 yds (Oct. 31, 2015)
by Opp..... Minkah Fitzpatrick of Alabama, 55 yds (Oct. 17, 2015)

FUMBLE RECOVERY FOR A TD

by A&M..... Deshazor Everett vs SMU of 12 yards (Sept. 21, 2013)
by Opp..... Jonathan Allen of Alabama, 30 yds (Oct. 22, 2016)

A TEAM SCORED A SAFETY

by A&M..... vs Prairie View A&M in College Station (Sept. 10, 2016)
(Sack by Jarrett Johnson in endzone)
by Opp..... by Oklahoma in College Station (Nov. 6, 2010)
(A&M punt blocked and recovered in endzone)

OVERTIME HISTORY

(11-6 OVERALL, 7-3 HOME, 1-2 AWAY, 3-1 NEUTRAL)

Nov. 1, 1997	A&M 28, Oklahoma State 25	1 OT	College Station
Dec. 5, 1998	A&M 36, Kansas State 33	2 OT	St. Louis (Big 12 Championship)
Dec. 31, 2000	Mississippi State 43, A&M 41	1 OT	Shreveport, La. (Independence Bowl)
Oct. 5, 2002	Texas Tech 48, A&M 47	1 OT	College Station
Nov. 16, 2002	Missouri 33, A&M 27	2 OT	College Station
Oct. 23, 2004	A&M 29, Colorado 26	1 OT	College Station
Oct. 30, 2004	Baylor 35, A&M 34	1 OT	Waco, Texas
Nov. 13, 2004	A&M 32, Texas Tech 25	1 OT	College Station
Oct. 1, 2005	A&M 16, Baylor 13	1 OT	College Station
Oct. 21, 2006	A&M 34, Oklahoma State 33	1 OT	Stillwater, Okla.
Sept. 8, 2007	A&M 47, Fresno State 45	3 OT	College Station
Oct. 29, 2011	Missouri 38, A&M 31	1 OT	College Station
Nov. 11, 2011	Kansas State 53, A&M 50	4 OT	Manhattan, Kan.
Sept. 27, 2014	A&M 35, Arkansas 28	1 OT	Arlington, Texas
Sept. 26, 2015	A&M 28, Arkansas 21	1 OT	Arlington, Texas
Sept. 3, 2016	A&M 31, UCLA 24	1 OT	College Station
Oct. 8, 2016	A&M 45, Tennessee 38	2 OT	College Station



SEASON/CAREER STATISTICS

OFFENSE

SEASON STATISTICS

CAREER STATISTICS

RUSHING

	GP	Att	Gain	Loss	Net	Avg	TD	Long	Avg/G		GP	Att	Gain	Loss	Net	Avg	TD	Long	Avg/G
T. Williams	8	99	792	16	776	7.8	6	89	97.0	8	99	792	16	776	7.8	6	89	97.0
Trevor Knight	8	83	631	102	529	6.4	9	62	66.1	8	83	631	102	529	6.4	9	62	66.1
Keith Ford	8	71	372	20	352	5.0	3	27	44.0	8	71	372	20	352	5.0	3	27	44.0
Kendall Bussey	4	20	173	1	172	8.6	0	29	43.0	4	20	173	1	172	8.6	0	29	43.0
James White	7	18	80	4	76	4.2	2	19	10.9	28	95	435	10	425	4.5	6	24	15.2
Kwame Etwi	3	9	56	1	55	6.1	1	15	18.3	9	29	209	3	206	7.1	1	42	22.9
Christian Kirk	8	5	42	0	42	8.4	0	20	5.2	21	16	98	2	96	6.0	0	20	4.6
Conner McQueen	8	1	9	0	9	9.0	0	9	1.1	38	2	9	1	8	4.0	0	9	0.2
Jake Hubenak	2	7	30	30	0	0.0	0	15	0.0	8	22	83	76	7	0.3	0	15	0.9
Total.....	8	319	2185	192	1993	6.2	21	89	249.1										
Opponents.....	8	344	1718	306	1412	4.1	9	75	176.5										

SEASON STATISTICS

CAREER STATISTICS

PASSING

	GP	Eff	Cmp-Att-Int	Pct	Yds	TD	Lng	Avg/G		GP	Eff	Att-Cmp-Int	Pct	Yds	TD	Lng	Avg/G
Trevor Knight	8	122.89	144-270-6	53.3	1868	13	92	233.5	8	122.89	270-144-6	53.3	1868	13	92	233.5
Jake Hubenak	2	124.06	12-21-0	57.1	128	1	28	64.0	8	111.95	96-52-1	54.2	527	4	36	65.9
Conner McQueen	8	108.40	1-1-0	100.0	1	0	1	0.1	38	108.40	1-1-0	100.0	1	0	1	0.0
Total.....	8	122.93	157-292-6	53.8	1997	14	92	249.6									
Opponents.....	8	113.46	177-310-9	57.1	1980	8	62	247.5									

SEASON STATISTICS

CAREER STATISTICS

RECEIVING

RECEIVING	GP	No.	Yds	Avg	TD	Long	Avg/G		GP	No.	Yds	Avg	TD	Long	Avg/G
Christian Kirk	8	54	446	8.3	6	64	55.8	21	134	1455	10.9	13	66	69.3
Josh Reynolds	8	30	586	19.5	6	92	73.2	33	133	2335	17.6	24	95	70.8
T. Williams	8	14	82	5.9	0	17	10.2	8	14	82	5.9	0	17	10.2
R. Seals-Jones	6	13	220	16.9	0	47	36.7	34	110	1329	12.1	9	71	39.1
Jeremy Tabuyo	8	11	211	19.2	0	34	26.4	37	32	436	13.6	5	50	11.8
Speedy Noil	6	9	128	14.2	1	40	21.3	27	76	937	12.3	8	44	34.7
F. Iheanacho	8	6	48	8.0	0	24	6.0	8	6	48	8.0	0	24	6.0
Jamal Jeffery	4	5	62	12.4	0	31	15.5	11	9	73	8.1	0	31	6.6
B. Niederhofer	3	4	27	6.8	0	18	9.0	25	35	327	9.3	1	42	13.1
Keith Ford	8	3	75	25.0	0	40	9.4	8	3	75	25.0	0	40	9.4
Edward Pope	8	3	50	16.7	0	28	6.2	38	50	634	12.7	4	86	16.7
Damion Ratley	8	1	20	20.0	0	20	2.5	20	16	220	13.8	2	42	11.0
Kalvin Cline	8	1	17	17.0	1	17	2.1	8	1	17	17.0	1	17	2.1
Kemah Siverand	2	1	16	16.0	0	16	8.0	2	1	16	16.0	0	16	8.0
Kendall Bussey	4	1	5	5.0	0	5	1.2	4	1	5	5.0	0	5	1.2
Tanner Schorp	8	1	4	4.0	0	4	0.5	22	1	4	4.0	0	4	0.2
Total.....	8	157	1997	12.7	14	92	249.6								
Opponents.....	8	177	1980	11.2	8	62	247.5								

SEASON STATISTICS

CAREER STATISTICS

TOTAL OFFENSE

	G	Plays	Rush	Pass	Total	Avg/G		G	Plays	Rush	Pass	Total	Avg/G
Trevor Knight	8	353	529	1868	2397	299.6	8	353	529	1868	2397	299.6
T. Williams	8	99	776	0	776	97.0	8	99	776	0	776	97.0
Keith Ford	8	71	352	0	352	44.0	8	71	352	0	352	44.0
Kendall Bussey	4	20	172	0	172	43.0	4	20	172	0	172	43.0
Jake Hubenak	2	28	0	128	128	64.0	8	118	7	527	534	66.8
James White	7	18	76	0	76	10.9	28	95	425	0	425	15.2
Kwame Etwi	3	9	55	0	55	18.3	9	29	206	0	206	22.9
Christian Kirk	8	5	42	0	42	5.2	21	16	96	0	96	4.6
Conner McQueen	8	2	9	1	10	1.2	38	3	8	1	9	0.2
Total.....	8	611	1993	1997	3990	498.8							
Opponents.....	8	654	1412	1980	3392	424.0							

SEASON/CAREER STATISTICS

OFFENSE

SEASON STATISTICS

CAREER STATISTICS

SCORING	TD	FGs	Kick	PATs	Rush	Rcv	Pass	DXP	Saf	Points	TD	FGs	Kick	Rush	Rcv	Pass	DXP	Saf	Points
Daniel LaCamera	0	13-18	38-38	0-0	0	0-0	0	0	0	77	0	13-18	41-41	0-0	0	0-0	0	0	80
Trevor Knight	9	0-0	0-0	0-0	0	0-0	0	0	0	54	9	0-0	0-0	0-0	0	0-0	0	0	54
Christian Kirk	8	0-0	0-0	0-0	0	0-0	0	0	0	48	17	0-0	0-0	0-0	0	0-0	0	0	102
T. Williams	6	0-0	0-0	0-0	0	0-0	0	0	0	36	6	0-0	0-0	0-0	0	0-0	0	0	36
Josh Reynolds	6	0-0	0-0	0-0	0	0-0	0	0	0	36	24	0-0	0-0	0-0	1	0-0	0	0	146
Keith Ford	3	0-0	0-0	0-0	0	0-0	0	0	0	18	3	0-0	0-0	0-0	0	0-0	0	0	18
James White	2	0-0	0-0	0-0	0	0-0	0	0	0	12	6	0-0	0-0	0-0	0	0-0	0	0	36
Kalvin Cline	1	0-0	0-0	0-0	0	0-0	0	0	0	6	1	0-0	0-0	0-0	0	0-0	0	0	6
Kwame Etwi	1	0-0	0-0	0-0	0	0-0	0	0	0	6	1	0-0	0-0	0-0	0	0-0	0	0	6
Nick Harvey	1	0-0	0-0	0-0	0	0-0	0	0	0	6	1	0-0	0-0	0-0	0	0-0	0	0	6
Speedy Noil	1	0-0	0-0	0-0	0	0-0	0	0	0	6	8	0-0	0-0	0-0	0	0-0	0	0	48
Jarrett Johnson	0	0-0	0-0	0-0	0	0-0	0	1	2	2	0	0-0	0-0	0-0	0	0-0	0	1	2
Total.....	38	13-18	38-38	0-0	0	0-0	0	0	0	307									
Opponents.....	18	11-17	15-15	0-0	1	1-3	0	0	0	158									

SEASON STATISTICS

CAREER STATISTICS

ALL PURPOSE	G	Rush	Rec	PR	KOR	IR	Tot	Avg/G	G	Rush	Rec	PR	KOR	IR	Tot	Avg/G
T. Williams	8	776	82	0	0	0	858	107.2	8	776	82	0	0	0	858	107.2
Christian Kirk	8	42	446	171	53	0	712	89.0	21	96	1455	512	438	0	2501	119.1
Josh Reynolds	8	0	586	0	0	0	586	73.2	33	0	2335	0	0	0	2335	70.8
Trevor Knight	8	529	0	0	0	0	529	66.1	8	529	0	0	0	0	529	66.1
Keith Ford	8	352	75	0	84	0	511	63.9	8	352	75	0	84	0	511	63.9
Speedy Noil	6	0	128	0	104	0	232	38.7	27	10	937	197	990	0	2134	79.0
Justin Evans	8	0	0	0	222	0	222	27.8	20	0	0	0	268	0	268	13.4
R. Seals-Jones	6	0	220	0	0	0	220	36.7	34	0	1329	0	0	0	1329	39.1
Jeremy Tabuyo	8	0	211	0	0	0	211	26.4	37	0	436	0	0	0	436	11.8
Kendall Bussey	4	172	5	0	30	0	207	51.8	4	172	5	0	30	0	207	51.8
James White	7	76	0	0	0	0	76	10.9	28	425	16	0	0	0	441	15.8
Nick Harvey	8	0	0	73	0	0	73	9.1	34	0	0	137	16	0	153	4.5
Jamal Jeffery	4	0	62	0	0	0	62	15.5	11	4	73	0	0	0	77	7.0
Kwame Etwi	3	55	0	0	0	0	55	18.3	9	206	0	0	0	0	206	22.9
Edward Pope	8	0	50	0	0	0	50	6.2	38	0	634	0	0	0	634	16.7
F. Iheanacho	8	0	48	0	0	0	48	6.0	8	0	48	0	0	0	48	6.0
B. Niederhofer	3	0	27	0	0	0	27	9.0	25	0	327	0	0	0	327	13.1
Damion Ratley	8	0	20	0	0	0	20	2.5	20	0	220	0	0	0	220	11.0
Kalvin Cline	8	0	17	0	0	0	17	2.1	8	0	17	0	0	0	17	2.1
Kemah Siverand	2	0	16	0	0	0	16	8.0	2	0	16	0	0	0	16	8.0
Priest Willis	6	0	0	0	0	13	13	2.2	6	0	0	0	0	13	13	2.2
Conner McQueen	8	9	0	0	0	0	9	1.1	38	8	0	0	0	0	8	0.2
Claude George	8	0	0	0	0	6	6	0.8	19	0	0	0	0	6	6	0.3
Tanner Schorp	8	0	4	0	0	0	4	0.5	22	0	4	0	0	0	4	0.2
Total.....	8	1993	1997	244	493	19	4746	593.2								
Opponents.....	8	1412	1980	96	272	9	3769	471.1								

SEASON/CAREER STATISTICS

DEFENSE

DEFENSIVE LEADERS	SEASON STATISTICS											CAREER STATISTICS										
	GP	Solo	Ast	Total	TFL	Sacks	Int	PBU	FR	FF	Blk	GP	Solo	Ast	Total	TFL	Sacks	Int	PBU	FR	FF	Blk
33 S. Washington	8	28	29	57	5.0	2.0	.	5	.	2	.	43	94	134	228	20.5	8.0	.	10	3	4	.
14 Justin Evans	8	40	15	55	3.0	.	4	6	.	.	1	20	87	46	133	4.0	.	5	9	.	.	1
1 Nick Harvey	8	33	11	44	1.5	.	.	8	1	.	.	34	62	25	87	4.5	.	.	12	1	.	.
23 Armani Watts	7	31	13	44	6.0	1.0	2	3	2	2	.	33	152	77	229	14.0	1.0	6	14	3	4	.
42 Otar Alaka	8	22	19	41	5.5	1.0	.	1	.	1	.	23	45	41	86	10.0	1.0	.	4	.	3	.
6 Donovan Wilson	8	27	9	36	4.0	1.0	.	2	.	.	.	31	80	38	118	15.5	3.0	5	5	2	3	.
31 Claude George	8	20	14	34	8.5	3.5	1	1	.	1	.	19	25	33	58	11.0	3.5	1	1	.	1	.
10 Daeshon Hall	8	17	13	30	9.5	3.5	.	1	2	1	.	47	60	82	142	33.0	15.0	1	3	2	3	.
24 Priest Willis	6	19	8	27	0.5	.	1	7	.	.	.	6	19	8	27	0.5	.	1	7	.	.	.
92 Z. Henderson	8	9	12	21	5.0	1.0	.	.	1	.	.	30	29	33	62	11.5	4.0	.	.	1	.	.
15 Myles Garrett	6	11	10	21	9.5	4.0	.	.	1	1	.	31	77	56	133	43.0	28.0	1	3	1	6	2
25 Tyrel Dodson	8	13	8	21	1.5	.	.	.	1	.	.	8	13	8	21	1.5	.	.	.	1	.	.
88 Kingsley Keke	8	12	7	19	5.0	3.0	.	2	.	.	.	21	14	13	27	5.5	3.0	.	2	.	.	.
17 Alex Sezer Jr.	8	10	8	18	0.0	.	.	1	.	.	.	20	12	13	25	0.0	.	.	1	.	.	.
7 Richard Moore	7	7	8	15	2.0	1.0	.	1	.	.	.	15	30	24	54	9.5	2.0	.	2	.	.	.
40 Jarrett Johnson	8	9	6	15	5.5	3.5	.	.	.	1	.	32	21	25	46	9.5	3.5	.	.	.	1	.
13 Reggie Chevis	8	6	8	14	1.0	1	.	13	7	8	15	1.0	1	.
5 Daylon Mack	8	6	8	14	1.0	0.5	21	21	25	46	10.5	0.5	.	.	.	1	.
9 Q. Cunningham	8	6	6	12	1.0	1.0	33	21	17	38	7.0	4.5	.	.	1	.	.
11 Larry Pryor	8	6	5	11	0.0	8	6	5	11	0.0
98 Hardreck Walker	8	6	5	11	0.0	1	.	39	30	31	61	1.5	1.0	.	3	.	1	.
99 James Lockhart	8	5	3	8	1.0	12	6	6	12	1.0
22 C. Chattman	7	5	2	7	0.0	.	.	1	1	.	.	7	5	2	7	0.0	.	.	1	1	.	.
26 D. Capers-Smith	8	5	2	7	0.0	14	7	2	9	0.0
12 C. Gillaspia	7	5	2	7	0.0	.	.	.	1	1	.	10	5	3	8	0.0	.	.	.	1	1	.
4 Noel Ellis	5	1	3	4	0.0	.	1	25	13	16	29	1.5	1.5	1	1	2	.	.
27 Roney Elam	7	1	2	3	0.0	.	.	1	.	.	.	7	1	2	3	0.0	.	.	1	.	.	.
96 Jesse Brown	2	.	3	3	0.0	2	.	3	3	0.0
46 Landis Durham	2	1	2	3	1.0	7	1	5	6	1.0
45 Austin Frey	9	3	.	3	0.0	18	3	.	3	0.0
11 Josh Reynolds	8	2	.	2	0.0	33	2	.	2	0.0
16 Dwaine Thomas	7	.	2	2	0.0	17	2	3	5	0.0
35 Riley Garner	8	2	.	2	0.0	21	9	10	19	0.0
32 Will Paulhill	2	.	1	1	0.0	2	.	1	1	0.0
4 Damion Ratley	8	1	.	1	0.0	20	1	.	1	0.0
9 R. Seals-Jones	6	1	.	1	0.0	34	1	1	2	0.0	1
34 Braden Mann	8	1	.	1	0.0	8	1	.	1	0.0
Total.....	8	371	244	615	77	26	9	40	10	12	1											
Opponents.....	8	317	228	545	43	13	6	35	8	10	.											

SEASON/CAREER STATISTICS

DEFENSE / SPECIAL TEAMS

INTERCEPTIONS	SEASON STATISTICS					CAREER STATISTICS				
	No.	Yds	Avg	TD	Long	No.	Yds	Avg	TD	Long
Justin Evans	4	0	0.0	0	0	5	0	0.0	0	0
Armani Watts	2	0	0.0	0	0	6	46	7.7	0	36
Priest Willis	1	13	13.0	0	13	1	13	13.0	0	13
Claude George	1	6	6.0	0	6	1	6	6.0	0	6
Noel Ellis	1	0	0.0	0	0	1	0	0.0	0	0
Total	9	19	2.1	0	13					
Opponents	6	9	1.5	0	9					
FUMBLE RETURNS	SEASON STATISTICS					CAREER STATISTICS				
	No.	Yds	Avg	TD	Long	No.	Yds	Avg	TD	Long
Total	0	0	0.0	0	0					
Opponents	2	50	25.0	1	30					
PUNT RETURNS	SEASON STATISTICS					CAREER STATISTICS				
	No.	Yds	Avg	TD	Long	No.	Yds	Avg	TD	Long
Christian Kirk	8	171	21.4	2	73	22	512	23.3	4	79
Nick Harvey	1	73	73.0	1	73	6	137	22.8	1	73
Total	9	244	27.1	3	73					
Opponents	17	96	5.6	0	17					
KICK RETURNS	SEASON STATISTICS					CAREER STATISTICS				
	No.	Yds	Avg	TD	Long	No.	Yds	Avg	TD	Long
Justin Evans	9	222	24.7	0	47	11	268	24.4	0	47
Speedy Noil	5	104	20.8	0	42	43	990	23.0	0	70
Keith Ford	4	84	21.0	0	30	4	84	21.0	0	30
Christian Kirk	2	53	26.5	0	32	22	438	19.9	0	40
Kendall Bussey	1	30	30.0	0	30	1	30	30.0	0	30
Total	21	493	23.5	0	47					
Opponents	15	272	18.1	0	34					
FIELD GOALS	SEASON STATISTICS					CAREER STATISTICS				
	Att	Good	Long	Bld	Pct.	Att	Good	Long	Bld	Pct.
Daniel LaCamera	18	13	48	0		18	13	48	0	72.2
Total	18	13	48	0						
Opponents	17	11	43	1						
PUNTING	SEASON STATISTICS									
	No.	Yds	Avg	Long	TB	FC	I20	Bld		
Shane Tripucka	41	1776	43.3	59	0	9	17	0		
Braden Mann	2	94	47.0	50	0	1	1	0		
Total	43	1870	43.5	59	0	10	18	0		
Opponents	49	1993	40.7	66	2	25	15	0		
KICKOFFS	SEASON STATISTICS									
	No.	Yds	Avg	TB	OB	Retn	Net	YdLn		
Braden Mann	52	3331	64.1	37	1					
Daniel LaCamera	4	272	68.0	2	1					
Total	56	3603	64.3	39	2	272	42.1	22		
Opponents	34	2146	63.1	12	1	493	39.8	25		

GAME SUMMARIES

	16/24	UCLA (0-1)	24
	-/-	TEXAS A&M (1-0)	31

SATURDAY, SEPT. 3 • KYLE FIELD • COLLEGE STATION, TEXAS
ATTENDANCE: 100,443 • TV: CBS

COLLEGE STATION, Texas (AP) -- Trevor Knight threw for 239 yards and a touchdown and ran for two more scores, including one in overtime to lead Texas A&M to a 31-24 victory over No. 16 UCLA on Saturday in his debut with the Aggies.

The Aggies had a fourth-and-1 from the 1 in overtime when Knight waltzed into the end zone untouched for the score in the opener for both teams.

Texas A&M sealed the victory when Justin Evans knocked down Josh Rosen's pass at the goal line on fourth down.

Knight, a graduate transfer from Oklahoma, outplayed Rosen.

Rosen threw three interceptions while working under heavy pressure from a defense led by Myles Garrett.

The Aggies looked to have this one wrapped up when they led by 15 in the fourth quarter after using two third-quarter touchdowns.

But UCLA's offense finally got going after that, scoring twice in two minutes with the second one coming on a 62-yard pass by Rosen to cut it two 2. A 2-point conversion after that TD tied it with 2:39 remaining.

The Bruins were driving again after a third straight punt by A&M when Evans intercepted Rosen's pass for the second time to give A&M a chance to win it in regulation.

But Knight's pass was knocked down in the end zone to force overtime.

Knight wasn't the only former Sooner to shine for the Aggies on Saturday. Running back Keith Ford had a touchdown and 65 of A&M's 203 yards rushing in his first game since setting out a year following his transfer from Oklahoma.

	1	2	3	4	OT	SCORE
UCLA	3	6	0	15	0	24
TEXAS A&M	0	10	14	0	7	31

SCORING SUMMARY

1ST	11:38	UCLA	Molson 38 yd field goal	4-22 2:12
2ND	11:33	UCLA	Molson 20 yd field goal	12-93 4:46
	07:26	TAMU	Ford 7 yd run (LaCamera kick)	11-70 4:07
	04:56	UCLA	Molson 23 yd field goal	7-69 2:30
	02:55	TAMU	LaCamera 23 yd field goal	7-62 2:01
3RD	09:08	TAMU	Knight 1 yd run (LaCamera kick)	11-87 4:10
	03:53	TAMU	Reynolds 40 yd pass from Knight (LaCamera kick)	5-74 2:23
4TH	04:19	UCLA	Olorunfunmi 9 yd run (Molson kick)	7-64 2:59
	02:39	UCLA	Walker 62 yd pass from Rosen (Roberts pass from Rosen)	3-77 1:03
OT		TAMU	Knight 1 yd run (LaCamera kick)	8-25 0:00

	UCLA	TAMU
FIRST DOWNS	28	23
RUSHES-YARDS (NET)	40-125	41-203
PASSING YDS (NET)	343	239
Passes Att-Comp-Int	26-74-3	22-42-1
TOTAL OFFENSE PLAYS-YARDS	87-468	83-442
Fumble Returns-Yards	1-0	0-0
Punt Returns-Yards	5-32	1-17
Kickoff Returns-Yards	2-33	6-136
Interception Returns-Yards	1-0	3-13
Punts (Number-Avg)	6-43.3	7-47.3
Fumbles-Lost	2-0	1-1
Penalties-Yards	4-17	6-67
Possession Time	33:18	26:42
Third-Down Conversions	5 of 18	4 of 15
Fourth-Down Conversions	1 of 2	1 of 2
Red-Zone Scores-Chances	4-6	4-5
Sacks By: Number-Yards	0-0	5-39

RUSHING: **UCLA**-Jamabo 23-91; Olorunfunmi 7-48; Adams 2-4; Rosen 8-minus 18. **TEXAS A&M**-T. Williams 15-94; Keith Ford 14-65; Trevor Knight 9-31; Christian Kirk 1-11; James White 2-2.

PASSING: **UCLA**-Rosen 26-46-3-343; TEAM 0-1-0-0. **TEXAS A&M**-Trevor Knight 22-42-1-239.

RECEIVING: **UCLA**-Walker 6-115; Roberts 5-61; Jamabo 5-41; Massington 4-47; Andrews 3-41; Wilson, C. 1-17; Lasley 1-11; Adams 1-10. **TEXAS A&M**-Christian Kirk 8-58; Josh Reynolds 4-78; R. Seals-Jones 4-57; Jeremy Tabuyo 2-20; Edward Pope 1-16; T. Williams 1-5; F. Iheanacho 1-3; Jamal Jeffery 1-2.

INTERCEPTIONS: **UCLA**-Pickett 1-0. **TEXAS A&M**-Justin Evans 2-0; Priest Willis 1-13.

FUMBLES: **UCLA**-Rosen 2-0. **TEXAS A&M**-Jamal Jeffery 1-1.

	-/-	PRAIRIE VIEW A&M (1-1)	0
	20/24	TEXAS A&M (2-0)	67

SATURDAY, SEPT. 10 • KYLE FIELD • COLLEGE STATION, TEXAS
ATTENDANCE: 96,412 • TV: SEC NETWORK (ALT)

COLLEGE STATION, Texas (AP) -- Trevor Knight threw for 344 yards and three touchdowns and ran for another score to lead No. 20 Texas A&M to a 67-0 rout of Prairie View A&M on Saturday.

Knight finished 21 of 37 and threw touchdowns of 8 yards to Speedy Noil and 34 and 64 yards to Christian Kirk in the second quarter as the Aggies (2-0) built a 38-0 halftime lead.

Knight also rushed for a game-high 78 yards on seven carries in just over one half of play.

The Aggies extended its home non-conference win streak to 23 games. Texas A&M outgained the Panthers 672-205 in earning its largest shutout since defeating Missouri 73-0 on Sept. 18, 1993.

Texas A&M managed a 22-yard field goal in the first 10 minutes before busting the game open over the final 18 minutes of the half.

Keith Ford, who had two touchdowns, had an 11-yard scoring run with three minutes left in the opening quarter before Knight tight-rope the sideline for the final 5 yards of a 32-yard TD scamper to end the first.

Prairie View (1-1), which plays in the FCS Southwestern Athletic Conference, had a 38-yard field goal blocked and missed a 42-yard field goal in the first half.

Trey Green threw for 160 yards on 13 of 39 passing, but the Aggies' defense had pressure on Green throughout the game.

	1	2	3	4	SCORE
PVAMU	0	0	0	0	0
TEXAS A&M	17	21	13	16	67

SCORING SUMMARY

1ST	12:40	TAMU	LaCamera 22 yd field goal	6-50 1:51
	03:01	TAMU	Ford 11 yd run (LaCamera kick)	7-64 1:59
	00:00	TAMU	Knight 32 yd run (LaCamera kick)	4-68 0:58
2ND	12:12	TAMU	Noil 8 yd pass from Knight (LaCamera kick)	6-60 1:32
	01:03	TAMU	Kirk 34 yd pass from Knight (LaCamera kick)	7-67 1:39
	00:33	TAMU	Kirk 64 yd pass from Knight (LaCamera kick)	1-64 0:09
3RD	11:11	TAMU	Ford 4 yd run (LaCamera kick)	13-78 3:49
	08:26	TAMU	LaCamera 27 yd field goal	9-39 2:17
	04:27	TAMU	LaCamera 48 yd field goal	8-4 2:31
4TH	14:30	TAMU	Harvey 73 yd punt return (LaCamera kick)	-
	02:32	TAMU	Etowi 15 yd run (LaCamera kick)	7-85 4:26
	01:40	TAMU	Johnson safety	-

	PVAMU	TAMU
FIRST DOWNS	10	35
RUSHES-YARDS (NET)	28-32	38-277
PASSING YDS (NET)	173	395
Passes Att-Comp-Int	40-14-1	49-27-1
TOTAL OFFENSE PLAYS-YARDS	68-205	87-672
Fumble Returns-Yards	0-0	0-0
Punt Returns-Yards	1-4	2-76
Kickoff Returns-Yards	3-40	1-20
Interception Returns-Yards	1-0	1-0
Punts (Number-Avg)	9-37.2	2-37.5
Fumbles-Lost	3-0	3-1
Penalties-Yards	11-95	4-35
Possession Time	31:42	28:18
Third-Down Conversions	5 of 18	8 of 16
Fourth-Down Conversions	0 of 1	2 of 2
Red-Zone Scores-Chances	0-1	6-7
Sacks By: Number-Yards	2-22	2-14

RUSHING: **Prairie View A&M**-Dawonya Tucker 10-28; Jalen Morton 4-8; Sta'fon McCray 1-4; Trey Green 9-3; Caleb Broach 2-0; Javonte Ham 1-minus 1; TEAM 1-minus 10. **TEXAS A&M**-Kendall Bussey 7-79; Trevor Knight 7-78; Keith Ford 8-62; Kwame Etowi 5-32; James White 1-19; T. Williams 5-15; Jake Hubenak 5-minus 8.

PASSING: **Prairie View A&M**-Trey Green 13-39-1-160; Jalen Morton 1-1-0-13. **TEXAS A&M**-Trevor Knight 21-37-1-344; Jake Hubenak 5-11-0-50; Conner McQueen 1-1-0-1.

RECEIVING: **Prairie View A&M**-D. LaStrappe 6-88; Cameron Smith 3-37; KhaDarel Hodge 3-25; Joshua Simmons 1-13; Raymond Jackson 1-10. **TEXAS A&M**-Christian Kirk 5-106; Speedy Noil 4-25; T. Williams 3-17; Josh Reynolds 2-53; Jeremy Tabuyo 2-40; R. Seals-Jones 2-33; Jamal Jeffery 2-27; B. Niederhofer 2-11; Keith Ford 1-40; Damion Ratley 1-20; Kemah Siverand 1-16; Edward Pope 1-6; F. Iheanacho 1-1.

INTERCEPTIONS: **Prairie View A&M**-Raleigh Johnson 1-0. **TEXAS A&M**-Noel Ellis 1-0.

FUMBLES: **Prairie View A&M**-Trey Green 1-0; Jamal Crawford 1-0; Jalen Morton 1-0. **TEXAS A&M**-Trevor Knight 1-0; Nick Harvey 1-0; Kendall Bussey 1-1.

GAME SUMMARIES



17/20 **TEXAS A&M** (3-0, 1-0 SEC) **29**
 -/- **AUBURN** (1-2, 0-1 SEC) **16**

SATURDAY, SEPT. 17 • JORDAN-HARE STADIUM • COLLEGE STATION, TEXAS
ATTENDANCE: 87,175 • TV: ESPN

AUBURN, Ala. (AP) -- Trevor Knight passed for 247 yards and Daniel LaCamera kicked five field goals to lead No. 17 Texas A&M to a 29-16 victory over Auburn Saturday night and get off to a good start in the competitive Southeastern Conference's Western Division.

Knight also ran for 42 yards and several first downs for the Aggies (3-0, 1-0 SEC), who are off to another fast start. Myles Garrett had two sacks and Texas A&M's defense harassed quarterback Sean White enough to minimize big-play chances for Auburn (1-2, 0-1).

Texas A&M kept its hopes of a higher division finish firmly intact with a 478-yard offensive performance. Freshman Trayveon Williams weaved through Auburn defenders for an icing-on-the-cake 89-yard touchdown run with 6:52 left and gained 127 yards on eight carries.

The Aggies are 3-0 for the third straight year, a run they haven't had since 1939-41.

Knight kept the Aggies moving even if though they struggled to find the end zone. He completed 20 of 40 passes but led one 92-yard drive in the first half and another march for three points in the fourth quarter.

Auburn couldn't cash in on defensive stops with any points in the third quarter.

Auburn drove deep into Texas A&M territory with runs by speedy backup quarterback John Franklin III and hard running Kamryn Pettway. Then Daeshon Hall stuffed Franklin behind the line on fourth down from the 12. Williams put it away with his sprint to the end zone, though Franklin did lead an Auburn scoring drive in the final minutes.

Knight gave Texas A&M a 16-7 first-half lead with the long second-quarter drive. He completed all four attempts for 86 yards, including a dead-on 51-yard strike to Josh Reynolds. That set up Reynolds's 5-yard touchdown catch.

LaCamera had kicks of 46, 35, 31, 37 and 26 yards.

	1	2	3	4	SCORE
TEXAS A&M	3	13	3	10	29
AUBURN	7	3	0	6	16

SCORING SUMMARY

1ST	07:11	AU	Pettway 1 yd run (Carlson kick)	9-80 2:26
	01:42	TAMU	LaCamera 46 yd field goal	8-43 2:12
2ND	12:07	TAMU	Reynolds 5 yd pass from Knight (LaCamera kick)	6-92 2:36
	05:38	TAMU	LaCamera 35 yd field goal	6-23 1:23
	01:52	TAMU	LaCamera 46 yd field goal	5-47 1:53
	00:00	AU	Carlson 37 yd field goal	8-55 1:52
3RD	01:03	TAMU	LaCamera 25 yd field goal	14-67 4:19
4TH	10:13	TAMU	LaCamera 46 yd field goal	13-57 5:02
	06:52	TAMU	Williams 89 yd run (LaCamera kick)	2-87 0:30
	02:59	AU	Johnson 2 yd run (Franklin pass failed)	11-66 3:41

	TAMU	AU
FIRST DOWNS	19	26
RUSHES-YARDS (NET)	37-231	54-236
PASSING YDS (NET)	247	163
Passes Att-Comp-Int	40-20-0	35-22-0
TOTAL OFFENSE PLAYS-YARDS	77-478	89-399
Fumble Returns-Yards	0-0	0-0
Punt Returns-Yards	0-0	1-6
Kickoff Returns-Yards	0-0	1-34
Interception Returns-Yards	0-0	0-0
Punts (Number-Avg)	7-42.0	9-37.2
Fumbles-Lost	2-0	1-1
Penalties-Yards	9-70	6-28
Possession Time	28:56	31:04
Third-Down Conversions	2 of 15	6 of 17
Fourth-Down Conversions	1 of 1	0 of 2
Red-Zone Scores-Chances	5-5	3-4
Sacks By: Number-Yards	4-32	1-11

RUSHING: **Texas A&M**-T. Williams 8-127; Trevor Knight 12-42; Keith Ford 10-28; Christian Kirk 2-24; James White 3-16; TEAM 2-minus 6. **Auburn**-Kamryn Pettway 20-123; Kerryon Johnson 15-60; John Franklin 9-47; Ryan Davis 1-8; Jason Smith 1-0; Sean White 8-minus 2.

PASSING: **Texas A&M**-Trevor Knight 20-40-0-247. **Auburn**-Sean White 18-27-0-126; John Franklin 4-8-0-37.

RECEIVING: **Texas A&M**-Josh Reynolds 7-98; Christian Kirk 5-22; R. Seals-Jones 3-38; T. Williams 3-30; Speedy Noil 2-59. **Auburn**-Tony Stevens 8-86; Ryan Davis 5-36; Marcus Davis 3-23; Will Hastings 3-9; Kerryon Johnson 2-minus 2; Kyle Davis 1-11.

INTERCEPTIONS: **Texas A&M**-None. **Auburn**-None.

FUMBLES: **Texas A&M**-Trevor Knight 1-0; Keith Ford 1-0. **Auburn**-Ryan Davis 1-1.



17/18 **ARKANSAS** (3-1, 0-1 SEC) **24**
 10/13 **TEXAS A&M** (4-0, 2-0 SEC) **45**

SATURDAY, SEPT. 24 • AT&T STADIUM • ARLINGTON, TEXAS
ATTENDANCE: 67,751 • TV: ESPN

ARLINGTON, Texas (AP) -- The momentum quickly turned for 10th-ranked Texas A&M when Trevor Knight, the quarterback already with two long touchdown runs, had another big play right after a huge defensive stand by the Aggies.

Knight hit Josh Reynolds for a 92-yard tiebreaking TD pass two plays after 17th-ranked Arkansas was stopped three times from the 1, ending a 19-play drive that took nearly 10 minutes, and the Aggies went on to a 45-24 victory late Saturday night.

Reynolds caught the ball in stride just short of midfield and quickly shed defensive back DJ Dean on his way to the end zone to break a 17-all tie and put the Aggies (4-0, 2-0 Southeastern Conference) ahead to stay.

Texas A&M has won five straight against the Razorbacks (3-1, 0-1), all since joining the SEC in 2012.

The long catch-and-run by Reynolds came two plays after Keon Hatcher was tackled by Armani Watts for a 5-yard loss on fourth down, ending the drive that started after A&M fumbled from the Arkansas 2.

Quarterback Austin Allen was stopped twice from the 1, though officials reviewed the third-down run before ruling the play stood. One overhead replay showed just how close the ball was to the goal line, with Allen's tight end basically pulling him toward the end zone.

Earlier, the Razorbacks had to settle for a field goal after six snaps from the 2 on the same series.

Knight's 48-yard TD run just before halftime tied the game at 17, after an earlier 42-yard scoring run. He finished with 10 rushes for 159 yards, the last a 62-yarder on third down in the final minute of the game.

	1	2	3	4	SCORE
ARKANSAS	7	10	0	7	24
TEXAS A&M	0	17	7	21	45

SCORING SUMMARY

1ST	12:29	ARK	Hatcher 15 yd pass from Allen (Hedlund kick)	2-16 0:48
2ND	14:52	TAMU	Knight 42 yd run (LaCamera kick)	3-51 0:54
	09:59	ARK	Hedlund 25 yd field goal	9-68 4:53
	04:42	TAMU	LaCamera 48 yd field goal	8-69 3:19
	01:31	ARK	Williams 8 yd run (hedlund kick)	5-75 3:11
	00:13	TAMU	Knight 48 yd run (LaCamera kick)	6-74 1:18
3RD	01:33	TAMU	Reynolds 92 yd pass from Knight (LaCamera kick)	2-94 0:42
4TH	11:54	TAMU	Williams 33 yd run (LaCamera kick)	7-85 2:06
	10:25	TAMU	Kirk 9 yd pass from Knight (LaCamera kick)	3-15 0:38
	06:21	ARK	Cornelius 5 yd pass from Allen (Hedlund kick)	12-92 4:04
	04:57	TAMU	Williams 22 yd run (LaCamera kick)	3-52 1:24

	ARK	TAMU
FIRST DOWNS	27	22
RUSHES-YARDS (NET)	40-120	37-366
PASSING YDS (NET)	371	225
Passes Att-Comp-Int	42-28-0	22-12-0
TOTAL OFFENSE PLAYS-YARDS	82-491	59-591
Fumble Returns-Yards	0-0	0-0
Punt Returns-Yards	1--1	1--14
Kickoff Returns-Yards	1-15	4-84
Interception Returns-Yards	0-0	0-0
Punts (Number-Avg)	3-39.3	2-47.5
Fumbles-Lost	3-3	3-2
Penalties-Yards	7-62	7-55
Possession Time	39:45	20:15
Third-Down Conversions	9 of 16	8 of 12
Fourth-Down Conversions	1 of 3	0 of 0
Red-Zone Scores-Chances	4-7	1-3
Sacks By: Number-Yards	1-5	1-9

RUSHING: **Arkansas**-R. Williams 17-79; Devwah Whaley 9-29; Kody Walker 4-23; Jared Cornelius 1-7; K. Jackson 1-0; Team 1-minus 1; Keon Hatcher 1-minus 5; Dominique Reed 1-minus 6; Austin Allen 5-minus 6. **Texas A&M**-Trevor Knight 10-157; T. Williams 12-153; Keith Ford 10-55; James White 1-6; Kendall Bussey 2-1; TEAM 2-minus 6.

PASSING: **Arkansas**-Austin Allen 28-42-0-371. **Texas A&M**-Trevor Knight 12-22-0-225.

RECEIVING: **Arkansas**-Drew Morgan 9-86; Jared Cornelius 7-126; Jeremy Sprinkle 4-46; Keon Hatcher 3-77; Cody Hollister 3-39; K. Jackson 1-1; R. Williams 1-minus 4. **Texas A&M**-Josh Reynolds 4-141; Christian Kirk 3-25; T. Williams 3-5; R. Seals-Jones 1-47; F. Iheanacho 1-7.

INTERCEPTIONS: **Arkansas**-None. **Texas A&M**-None.

FUMBLES: **Arkansas**-Dominique Reed 1-1; R. Williams 1-1; Austin Allen 1-1. **Texas A&M**-Trevor Knight 1-1; Christian Kirk 1-1; Erik McCoy 1-0.

GAME SUMMARIES

	9/10	TEXAS A&M (5-0, 3-0 SEC)	24
	-/-	SOUTH CAROLINA (2-3, 1-3 SEC)	13

SATURDAY, OCT. 1 • WILLIAMS-BRICE STADIUM • COLUMBIA, SOUTH CAROLINA
ATTENDANCE: • TV: SEC NETWORK

COLUMBIA, S.C. -- Trevor Knight threw for 206 yards and ran for 84 more, leading No. 9 Texas A&M to a 24-13 win over South Carolina on Saturday.

Knight also had a fumble and an interception that kept this one close. But the Aggies (5-0, 3-0 Southeastern) used a tight defense to win this one, tackling the Gamecocks (2-3, 1-3) for losses on 10 plays and keeping them out of the end zone after A.J. Turner's 75-yard touchdown run on South Carolina's first play from scrimmage.

Knight came in second in the SEC in total offense, and either threw the ball or ran it on 52 of Texas A&M's 79 plays. Trayveon Williams and James White each ran for a touchdown for the Aggies. The SEC's best rushing team had 216 yards on the ground.

Four starters were out for Texas A&M, including last year's SEC sack leader Myles Garrett, two receivers in Speedy Noil and Ricky Seals-Jones and right tackle Jermaine Eluemunor and the Aggies were away from home for a third straight game. Coach Kevin Sumlin said he told them if they weren't careful, this could be a trap and the touchdown on the opening play could have spiraled things out of control.

The Gamecocks had chances to end their six-game losing streak to ranked opponents, but kicker Elliot Fry missed two field goals and Jamarcus King fumbled a punt with 3:12 left in the game.

	1	2	3	4	SCORE
TEXAS A&M	7	0	7	10	24
SOUTH CAROLINA	7	0	3	3	13

SCORING SUMMARY

1ST	14:47	SC	Turner 75 yd run (Fry kick)	1-75 0:13
	12:31	TAMU	Knight 4 yd run (LaCamera kick)	7-75 2:16
3RD	11:37	TAMU	Williams 49 yd run (LaCamera kick)	8-71 3:23
	03:14	SC	Fry 43 yd field goal	4-3 1:52
4TH	11:40	TAMU	White 2 yd run (LaCamera kick)	9-52 3:09
	04:23	SC	Fry 43 yd field goal	8-57 2:25
	01:41	TAMU	LaCamera 35 yd field goal	5-13 1:39

	TAMU	SC
FIRST DOWNS	22	21
RUSHES-YARDS (NET)	39-216	35-161
PASSING YDS (NET)	206	217
Passes Att-Comp-Int	40-23-1	35-22-1
TOTAL OFFENSE PLAYS-YARDS	79-422	70-378
Fumble Returns-Yards	0-0	1-20
Punt Returns-Yards	2-20	2-5
Kickoff Returns-Yards	3-79	1-19
Interception Returns-Yards	1-0	1-0
Punts (Number-Avg)	5-44.8	5-40.8
Fumbles-Lost	2-1	3-1
Penalties-Yards	5-40	3-20
Possession Time	28:13	31:47
Third-Down Conversions	9 of 19	3 of 14
Fourth-Down Conversions	1 of 2	1 of 2
Red-Zone Scores-Chances	3-3	0-2
Sacks By: Number-Yards	3-23	1-2

RUSHING: Texas A&M-T. Williams 14-98; Trevor Knight 12-84; James White 9-27; Christian Kirk 2-7; Keith Ford 1-3; TEAM 1-minus 3. **SC**-A.J. Turner 10-113; Rico Dowdle 9-47; B. McIlwain 12-7; David Williams 2-3; Jamari Smith 1-2; Perry Orth 1-minus 11.

PASSING: Texas A&M-Trevor Knight 23-40-1-206. **SC**-Perry Orth 11-18-0-138; B. McIlwain 9-15-1-34; Hayden Hurst 1-1-0-9; Sean Kelly 1-1-0-36.

RECEIVING: Texas A&M-Christian Kirk 12-61; Jeremy Tabuyo 4-89; Josh Reynolds 3-29; T. Williams 2-14; F. Iheanacho 2-13. **SC**-Hayden Hurst 5-90; Chavis Dawkins 5-17; K.C. Crosby 4-51; A.J. Turner 4-22; Terry Googer 3-25; J. Charleston 1-12.

INTERCEPTIONS: Texas A&M-Armani Watts 1-0. **SC**-Chris Lammons 1-0.

FUMBLES: Texas A&M-James White 1-0; Trevor Knight 1-1. **SC**-Perry Orth 1-0; Jamarcus King 1-1; Rashad Fenton 1-0.

	9/9	TENNESSEE (5-1, 2-1 SEC)	38
	8/7	TEXAS A&M (6-0, 4-0 SEC)	45

SATURDAY, OCT. 8 • KYLE FIELD • COLLEGE STATION, TEXAS
ATTENDANCE: 106,248 • TV: CBS

COLLEGE STATION, Texas -- Trevor Knight had a 1-yard touchdown run in the second overtime and No. 8 Texas A&M withstood another late Tennessee rally to beat the No. 9 Volunteers 45-38 on Saturday.

After Knight bulled in for the touchdown, Armani Watts intercepted Joshua Dobbs' pass on the next play for Tennessee's seventh turnover to end the game.

The teams exchanged field goals in the first overtime.

Knight threw for 239 yards and two touchdowns and ran for 110 yards and three more scores.

The Volunteers (5-1, 2-1 Southeastern Conference) had rallied from double-digit deficits to win four of their last five games, including last week's last-play victory over Georgia. They trailed by 21 points in the third quarter Saturday thanks to six turnovers before tying it on Alvin Kamara's 18-yard touchdown reception with 41 seconds left.

Texas A&M (6-0, 4-0) had a chance to win it in regulation, but Daniel LaCamera's 38-yard field goal attempt sailed wide left.

The Aggies could have put this one away with less than 2 minutes remaining, but freshman Trayveon Williams had the ball knocked from his hands and out of the back of the end zone just before he crossed the goal line on a 71-yard run.

Texas A&M was facing third-and-2 when Knight dashed 62 yards for a touchdown that pushed the lead to 35-21 with about three minutes left. Kamara's 4-yard run about a minute later made it a one-score game.

The Aggies built a 21-7 lead in the first quarter after three fumbles by Tennessee. Knight threw touchdown passes of 13 and 2 yards and had a 7-yard TD run in the opening frame.

	1	2	3	4	OT1	OT2	SCORE
TENNESSEE	7	0	7	21	3	0	38
TEXAS A&M	21	0	7	7	3	7	45

SCORING SUMMARY

1ST	08:30	TAMU	Kirk 13 yd pass from Knight (LaCamera kick)	5-26 1:19
	03:37	UT	Dobbs 4yd pass from Jennings (Medley kick)	6-71 1:52
	02:04	TAMU	Reynolds 2 yd pass from Knight (LaCamera kick)	6-75 1:33
	01:45	TAMU	Knight 7 yd run (LaCamera kick)	1-22 0:19
3RD	10:40	TAMU	Williams 7 yd run (LaCamera kick)	7-61 2:25
	07:10	UT	Kamara 15 yd run (Medley kick)	9-82 3:30
4TH	07:06	UT	Kelly 4 yd run (Medley kick)	12-85 3:30
	03:22	TAMU	Knight 62 yd run (LaCamera kick)	5-80 2:28
	02:07	UT	Kamara 4 yd run (Medley kick)	6-65 1:15
	00:41	UT	Kamara 18 yd pass from Dobbs (Medley kick)	6-80 1:08
10T		UT	Medley 34 yd field goal	4-9 0:00
		TAMU	LaCamera 34 yd field goal	4-9 0:00
20T		TAMU	Knight 1 yd run (LaCamera kick)	3-25 0:00

	UT	TAMU
FIRST DOWNS	29	21
RUSHES-YARDS (NET)	51-282	50-353
PASSING YDS (NET)	402	239
Passes Att-Comp-Int	48-29-2	34-17-2
TOTAL OFFENSE PLAYS-YARDS	99-684	84-592
Fumble Returns-Yards	0-0	0-0
Punt Returns-Yards	4-24	0-0
Kickoff Returns-Yards	4-81	0-0
Interception Returns-Yards	2-9	2-0
Punts (Number-Avg)	6-45.2	10-41.9
Fumbles-Lost	6-5	1-1
Penalties-Yards	12-84	7-45
Possession Time	32:23	27:37
Third-Down Conversions	6 of 17	5 of 16
Fourth-Down Conversions	1 of 2	0 of 0
Red-Zone Scores-Chances	6-6	6-7
Sacks By: Number-Yards	1-9	4-29

RUSHING: UT-A. Kamara 18-127; J. Kelly 13-89; J. Dobbs 17-57; T. Byrd 2-11; TEAM 1-minus 2. **TEXAS A&M**-T. Williams 28-217; Trevor Knight 15-110; Keith Ford 6-29; TEAM 1-minus 3.

PASSING: UT-J. Dobbs 28-47-2-398; J. Jennings 1-1-0-4. **TEXAS A&M**-Trevor Knight 17-34-2-239.

RECEIVING: UT-A. Kamara 8-161; J. Jennings 5-68; T. Byrd 3-60; J. Croom 3-41; Jo. Smith 3-4; J. Malone 2-31; Et. Wolf 2-14; J. Kelly 1-12; B. Johnson 1-7; J. Dobbs 1-4. **TEXAS A&M**-Christian Kirk 7-80; Josh Reynolds 5-89; Speedy Noil 2-32; F. Iheanacho 1-24; Keith Ford 1-14; T. Williams 1-0.

INTERCEPTIONS: UT-T. Kelly 1-9; C. Jumper 1-0. **TEXAS A&M**-Justin Evans 1-0; Armani Watts 1-0.

FUMBLES: UT-J. Dobbs 2-2; A. Kamara 2-1; J. Kelly 1-1; Ev. Berry 1-1. **TEXAS A&M**-T. Williams 1-1.

GAME SUMMARIES

	6/6	TEXAS A&M (6-1, 4-1 SEC)	14
	1/1	ALABAMA (8-0, 5-0 SEC)	33

SATURDAY, OCT. 22 • BRYANT-DENNY STADIUM • TUSCALOOSA, ALABAMA
ATTENDANCE: 101,821 • TV: CBS

TUSCALOOSA, ALA. -- Jonathan Allen returned a fumble 29 yards for a touchdown late in the third quarter to help No. 1 Alabama beat sixth-ranked Texas A&M 33-14 Saturday.

The Crimson Tide (8-0, 5-0 SEC) moved on as the powerhouse league's last unbeaten team, getting yet another in a long string of defensive scores. Allen, a lineman, scooped up the ball after Ryan Anderson knocked it loose from Keith Ford to finally build a cushion over the Aggies (6-1, 4-1), who led 14-13 well into the third.

It was 20-14 when Allen extended Alabama's streak to 10 games with a score on defense or special teams, half the duration of a winning streak now at 20 going into an open date.

Alabama's freshman quarterback Jalen Hurts then galloped 37 yards for another score, stepping out of a defender's grasp and making a nifty move to get past another. The Tide was rolling again, a powerful encore to easy wins over ranked Tennessee and Arkansas teams.

The Aggies seemed likely to put up the biggest fight, with a defense that kept the pressure on Hurts and a handful of big runs by quarterback Trevor Knight. Then Allen and Anderson changed that in an instant.

The Tide defense sustained a big loss when safety Eddie Jackson was injured on a late punt return. Coach Nick Saban said Jackson, a senior, is out for the season with a broken leg.

Alabama racked up five sacks of Knight, who had engineered Oklahoma's Sugar Bowl upset of Alabama as a redshirt freshman with a 348-yard, four-touchdown performance. He passed for 164 and ran for 24 in the semi-rematch.

Hurts passed for 166 yards and rushed for 93 more, throwing for a pair of touchdowns while getting intercepted twice. Damien Harris rushed 17 times for 126 yards.

	1	2	3	4	SCORE
TEXAS A&M	0	7	7	0	14
ALABAMA	6	7	13	7	33

SCORING SUMMARY

1ST	11:57	BAMA	Griffith 32 yd field goal	9-60 3:03
	04:43	BAMA	Griffith 28 yd field goal	13-62 5:05
2ND	12:59	BAMA	Howard 5 yd pass from Hurts (Griffith kick)	9-88 3:19
	00:38	TAMU	Reynolds 9 yd pass from Knight (LaCamera kick)	8-80 1:42
3RD	12:54	TAMU	Kirk 25 yd pass from Knight (LaCamera kick)	6-75 2:06
	06:33	BAMA	Ridley 4 yd pass from Hurts (Griffith kick)	14-77 6:21
	00:21	BAMA	Allen 30 yd fumble recovery (Hurts pass failed)	-
4TH	11:40	BAMA	Hurts 37 yd run (Griffith kick)	3-47 1:17

	TAMU	BAMA
FIRST DOWNS	17	28
RUSHES-YARDS (NET)	38-114	57-287
PASSING YDS (NET)	164	164
Passes Att-Comp-Int	31-14-1	25-15-2
TOTAL OFFENSE PLAYS-YARDS	69-278	82-451
Fumble Returns-Yards	0-0	1-30
Punt Returns-Yards	1-2	2-21
Kickoff Returns-Yards	5-97	2-36
Interception Returns-Yards	2-6	1-0
Punts (Number-Avg)	6-42.5	2-53.5
Fumbles-Lost	2-1	1-0
Penalties-Yards	9-81	7-44
Possession Time	24:10	35:50
Third-Down Conversions	5 of 16	7 of 14
Fourth-Down Conversions	1 of 3	0 of 1
Red-Zone Scores-Chances	1-1	4-5
Sacks By: Number-Yards	3-11	5-50

RUSHING: **TEXAS A&M**-Keith Ford 15-62; Trevor Knight 13-24; T. Williams 9-23; Kendall Bussey 1-5. **ALABAMA**-Damien Harris 18-125; Jalen Hurts 21-93; Josh Jacobs 10-36; Bo Scarbrough 8-33.

PASSING: **TEXAS A&M**-Trevor Knight 14-31-1-164. **ALABAMA**-Jalen Hurts 15-25-2-164.

RECEIVING: **TEXAS A&M**-Christian Kirk 9-58; Josh Reynolds 2-27; Jeremy Tabuyo 1-33; R. Seals-Jones 1-25; Keith Ford 1-21. **ALABAMA**-O.J. Howard 8-69; Calvin Ridley 4-27; A. Stewart 2-57; Josh Jacobs 1-11.

INTERCEPTIONS: **TEXAS A&M**-Claude George 1-6; Justin Evans 1-0. **ALABAMA**-Marlon Humphrey 1-0.

FUMBLES: **TEXAS A&M**-Trevor Knight 1-0; Keith Ford 1-1. **ALABAMA**-Bo Scarbrough 1-0.

	-/-	NEW MEXICO STATE (2-6, 1-3 SBC)	10
	9/10	TEXAS A&M (7-1, 4-1 SEC)	52

SATURDAY, OCT. 29 • KYLE FIELD • COLLEGE STATION, TEXAS
ATTENDANCE: 99,960 • TV: ESPN

COLLEGE STATION, Texas (AP) -- Christian Kirk returned two punts for touchdowns and added a third score on a reception to help No. 9 Texas A&M rout New Mexico State 52-10 on Saturday night.

Texas A&M (7-1) took a break from Southeastern Conference play to face the Sun Belt team for the first time a week after suffering its first loss at top-ranked Alabama.

Kirk returned punts for 70 and 73 yards to become the first player in school history with two punt return scores in a game. He has four in his career, which is a Texas A&M record.

A 12-yard run by Trayveon Williams on A&M's first drive made it 7-0 before Kirk's first return TD pushed the lead to 14-0 later in the first. On that return, Kirk grabbed the ball and evaded the first wave of defenders before sidestepping another one, getting a couple of blocks, sprinting away from the rest of the defense and waltzing into the end zone.

Trevor Knight found Kirk on a 3-yard reception in the corner of the end zone in the second quarter to leave Texas A&M up 24-0.

Texas A&M was up by 28 points early in the third quarter when Kirk added his second return score to make it 38-3. Knight was replaced by backup Jake Hubenak not long after that, and most of A&M's starters were soon on the bench.

Tyler Rogers threw for 138 yards and a touchdown and ran for 40 yards for New Mexico State (2-6).

	1	2	3	4	SCORE
NEW MEXICO ST	0	3	0	7	10
TEXAS A&M	14	10	21	7	52

SCORING SUMMARY

1ST	11:42	TAMU	Williams 12 yd run (LaCamera kick)	6-72 2:00
	09:38	TAMU	Kirk 70 yd punt return (LaCamera kick)	-
2ND	14:44	TAMU	LaCamera 48 yd field goal	10-60 2:49
	03:42	TAMU	Kirk 3 yd pass from Knight (LaCamera kick)	11-67 4:28
	01:05	NMSU	Davidson 33 yd field goal	11-59 2:37
3RD	14:18	TAMU	Reynolds 41 yd pass from Knight (LaCamera kick)	2-53 0:42
	12:27	TAMU	Kirk 73 yd punt return (LaCamera kick)	-
	01:50	TAMU	White 1 yd rush (LaCamera kick)	6-90 3:01
4TH	14:04	NMSU	Scott 3 yd pass from Rogers (Davidson kick)	8-75 2:46
	10:11	TAMU	Cline 17 yd pass from Hubenak (LaCamera kick)	7-70 3:53

	NMSU	TAMU
FIRST DOWNS	18	28
RUSHES-YARDS (NET)	39-169	39-233
PASSING YDS (NET)	147	282
Passes Att-Comp-Int	38-21-0	34-22-0
TOTAL OFFENSE PLAYS-YARDS	77-316	73-515
Fumble Returns-Yards	0-0	0-0
Punt Returns-Yards	1-5	2-143
Kickoff Returns-Yards	1-14	2-77
Interception Returns-Yards	0-0	0-0
Punts (Number-Avg)	9-40.3	4-44.2
Fumbles-Lost	1-0	2-1
Penalties-Yards	5-30	5-53
Possession Time	29:48	30:12
Third-Down Conversions	5 of 20	7 of 13
Fourth-Down Conversions	1 of 4	0 of 0
Red-Zone Scores-Chances	2-2	5-5
Sacks By: Number-Yards	2-8	3-12

RUSHING: **NMSU**-Larry Rose III 14-89; Tyler Rogers 13-40; Jason Huntley 3-26; Xavier Hall 5-13; Gamar Girdy 3-6; TEAM 1-minus 5. **TEXAS A&M**-Kendall Bussey 10-87; T. Williams 8-49; Keith Ford 7-48; Kwame Etwi 4-23; Conner McQueen 1-9; Jake Hubenak 2-8; James White 2-6; Trevor Knight 5-3..

PASSING: **NMSU**-Tyler Rogers 19-34-0-138; Nick Jeanty 2-4-0-9. **TEXAS A&M**-Trevor Knight 15-24-0-204; Jake Hubenak 7-10-0-78.

RECEIVING: **NMSU**-Anthony Muse 5-41; Larry Rose III 5-26; OJ Clark 3-13; Clayton Granch 2-19; Josh Aganon 2-10; Xavier Hall 1-23; Gregory Hogan 1-8; Johnathan Boone 1-4; Jaleel Scott 1-3. **TEXAS A&M**-Christian Kirk 5-36; Josh Reynolds 3-71; Jamal Jeffery 2-33; Jeremy Tabuyo 2-29; R. Seals-Jones 2-20; B. Niederhofer 2-16; Edward Pope 1-28; Kalvin Cline 1-17; Speedy Noil 1-12; T. Williams 1-11; Kendall Bussey 1-5; Tanner Schorp 1-4.

INTERCEPTIONS: **NMSU**-None. **TEXAS A&M**-None.

FUMBLES: **NMSU**-Gamar Girdy 1-0. **TEXAS A&M**-Christian Kirk 1-1; Trevor Knight 1-0.