

2018 TEXAS A&M FOOTBALL

GAME 8 | MISSISSIPPI STATE

SATURDAY, OCT. 27, 2018

GAME TIME: 6:00 p.m. | SITE: DAVIS WADE STADIUM | TV: ESPN



SCHEDULE

AUG 30	NORTHWESTERN STATE W, 59-7 7:30 p.m. SEC Network Kyle Field, College Station, Texas
SEP 8	CLEMSON L, 26-28 6:05 p.m. ESPN Kyle Field, College Station, Texas
SEP 15	ULM W, 48-10 6:30 p.m. SEC Network Kyle Field, College Station, Texas
SEP 22	at ALABAMA L, 23-45 2:30 p.m. CBS Tuscaloosa, Ala.
SEP 29	vs. ARKANSAS W, 24-17 11:00 a.m. ESPN Arlington, Texas
OCT 6	KENTUCKY W, 20-14 ^(OT) 6:00 p.m. ESPN Kyle Field, College Station, Texas
OCT 13	at SOUTH CAROLINA W, 26-23 2:30 p.m. SEC Network Columbia, S.C.
OCT 27	at MISSISSIPPI STATE 6 p.m. ESPN Starkville, Miss.
NOV 3	at AUBURN TBD TBD Auburn, Ala.
NOV 10	OLE MISS TBD TBD Kyle Field, College Station, Texas
NOV 17	UAB TBD TBD Kyle Field, College Station, Texas
NOV 24	LSU TBD TBD Kyle Field, College Station, Texas



**MISSISSIPPI ST
BULLDOGS**

LOCATION: Starkville, Miss.

ENROLLMENT: 21,844

TEAM RECORD: 4-3

CONFERENCE RECORD: 1-3 (SEC)

RANKING: AP: RV / Coaches: RV

HEAD COACH: Joe Moorhead (1st season)



**TEXAS A&M
AGGIES**

LOCATION: College Station, Texas

ENROLLMENT: 68,603 (Fall 2017)

TEAM RECORD: 5-2

CONFERENCE RECORD: 3-1 (SEC)

RANKING: AP: No. 16 / Coaches: No. 17

HEAD COACH: Jimbo Fisher (1st season)

STATISTICAL LEADERS



RUSHING

Trayveon Williams
RB | Houston, Texas

120 carries, 798 yards (5.7 avg.)

8 touchdowns

SEC leader in A-P yards



RECEIVING

Jace Sternberger
TE | Kingfisher, Okla.

29 catches, 496 yards (17.1 avg.)

6 touchdowns

Tied for FBS lead in TDs by a TE



PASSING

Kellen Mond
QB | San Antonio, Texas

132-of-214 attempts (61.7%)

1,800 yards (257.1 / G)

10 touchdowns



TACKLES

Otar Alaka
LB | Houston, Texas

40 total tackles

22 solo tackles

6.5 tackles for loss

WHAT TO WATCH FOR #TAMUvsMSST:

Texas A&M (5-2 overall, 3-1 in SEC play) seeks bowl eligibility for a school-record 10th straight season when the No. 16/17 Aggies take on Mississippi State at 6 p.m. on Saturday at Davis Wade Stadium in Starkville, Miss., on ESPN.

- The Aggies' nine-year streak of bowl appearances is tied for the 11th-longest active streak in the FBS (fourth-longest among SEC schools behind Georgia (21), LSU (17), Alabama (14).
- Texas A&M will be seeking its fourth consecutive SEC victory on Saturday, which would match the Aggies' longest conference win streak since joining the SEC. Texas A&M won four straight in 2012 (@AUB, @MSST, @ALA, MIZZ) and 2016 (@AUB, vs. ARK, @SC, TENN).
- A win would be the Aggies' third this month, which would match the most in the month of October since joining the SEC (2012 and 2016).
- Head Coach Jimbo Fisher has won five of his last six games as a HC when coming off a regularly scheduled bye (FSU's 2017 schedule was revamped after Hurricane Irma).
- In a battle of first-year SEC coaches, Jimbo Fisher and Mississippi State's Joe Moorhead square off for the first time.
- The Bulldogs own a slight advantage over Texas A&M, 6-5, in the series, which dates back all the way to 1912. Since joining the SEC, the series is tied at 3-3 with Mississippi State winning the last two meetings.
- Armed with their highest national ranking since 2016, the Aggies look to snap a two-game losing streak against the Bulldogs in Starkville.

2018 SCHEDULE BREAKDOWN

	NORTHWESTERN STATE Thursday, Aug. 30 7:30 p.m. Kyle Field, College Station, Texas W, 59-7 TV: SEC Network	Offense gained 700+ yards for the 8th time in school history ... Set a school record with 40 first downs ... T. Williams rushed for 240 yards, the second most in a game in program history ... Aggies logged 500 rushing yards and 200 passing yards for 2nd time in history.
	CLEMSON (#2-AP / #2-HC) Saturday, Sept. 8 6 p.m. Kyle Field, College Station, Texas L, 26-28 TV: ESPN	Aggies threatened with the upset, scoring with 46 seconds left in the 4th to pull within two points ... K. Rogers recorded career highs in receptions (7) and receiving yards (120), while hauling in his first two career TDs ... 6th largest crowd in Kyle Field history (104,794).
	ULM Saturday, Sept. 15 6:30 p.m. Kyle Field, College Station, Texas W, 48-10 TV: SEC Network	T. Williams rushed for 128 yards and a TD, his second 100-yard game and seventh of his career ... T. Dodson recorded the longest scoring play of the season with a 78-yard return of a blocked FG ... The Aggies racked up four sacks.
	at Alabama (#1-AP / #1-HC) Saturday, Sept. 22 2:30 p.m. Bryant-Denny Stadium, Tuscaloosa, Ala. L, 23-45 TV: CBS	B. Mann set the NCAA record for average yards per punt at 60.8 ... J. Sternberger caught his fourth TD of the season ... S. Small drilled three field goals, including a 52-yarder ... Aggie defense tallied seven tackles for loss.
	vs. Arkansas Saturday, Sept. 29 11:00 a.m. AT&T Stadium, Arlington, Texas W, 24-17 TV: ESPN	Texas A&M recorded its seventh straight win over Arkansas ... J. Corbin opened the game with a 100-yard kickoff return for a TD ... T. Williams posted his third 100-yard game of the season ... Aggie defense logged a season-best five QB sacks.
	KENTUCKY (#13-AP / #15-HC) Saturday, Oct. 6 6 p.m. Kyle Field, College Station, Texas W, 20-14 ^(OT) TV: ESPN	Aggies snapped a seven-game losing streak to AP Top 25 teams dating back to 2016 ... J. Sternberger tied A&M school record for receiving TDs by a TE ... Defense didn't allow Kentucky to run an offensive play on the Aggies' side of the 50 ... T. Williams rushed for 138 yards and the game-winning TD.
	at South Carolina (RV-AP / RV-HC) Saturday, Oct. 13 2:30 p.m. Williams-Brice Stadium, Columbia, S.C. W, 26-23 TV: SEC Network	Texas A&M moved to 5-0 against its permanent SEC rival ... J. Sternberger and Q. Davis recorded 100-plus receiving yards with career highs in catches and yards ... S. Small booted four field goals including a 52-yarder ... C. Oliver snagged his first career interception.
	at Mississippi State (RV-AP / RV-HC) Saturday, Oct. 27 6 p.m. Davis-Wade Stadium, Starkville, Miss. TV: ESPN	Series record: Mississippi State leads 6-5
	at Auburn Saturday, Nov. 3 TBA Jordan-Hare Stadium, Auburn, Ala. TV: TBA	Series record: Texas A&M leads 5-3
	OLE MISS Saturday, Nov. 10 TBA Kyle Field, College Station, Texas TV: TBA	Series record: Texas A&M leads 7-3
	UAB Saturday, Nov. 17 TBA Kyle Field, College Station, Texas TV: TBA	Series record: Texas A&M leads 1-0
	LSU Saturday, Nov. 24 TBA Kyle Field, College Station, Texas TV: TBA	Series record: LSU leads 33-20-3



SETTING THE SCENE:

TEXAS A&M at MISSISSIPPI STATE

KICKOFF: 6:00 p.m. CT

SITE: Davis Wade Stadium, Starkville, Miss.
(capacity: 61,337)

RANKINGS:

Mississippi State: RV (AP) | RV (Coaches)
Texas A&M: No. 16 (AP) | No. 17 (Coaches)

TELEVISION:

ESPN (National)
Dave Pasch, play-by-play
Greg McElroy, analyst
Tom Luginbill, sideline

RADIO:

Texas A&M Radio Network (Regional)
The Texas A&M Radio Network provides coverage via nearly 60 stations across the state of Texas. For a complete list of affiliates, please go to 12thMan.com.

Andrew Monaco, play-by-play
Dave Elmendorf, analyst
Will Johnson, sideline

Texas A&M Spanish Network (Regional)

Texas A&M's Spanish broadcast can be heard on radio stations in Dallas, San Antonio, Houston, El Paso, Brownsville and McAllen, Texas. Locally, the TAMU Spanish Network can be heard on 1550 AM.

Pedro Vela Almaguer, play-by-play
Noel Orellana, analyst

SIRIUS XM:

The Texas A&M Radio Network call of the game can be heard on SiriusXM at Sirius 81/XM 81 / Internet 81.

SERIES VS. MISSISSIPPI STATE:

Mississippi State leads 6-5

10/28/2017	College Station	L, 14-35
11/5/2016	Starkville	L, 28-35
10/3/2015	College Station	W, 30-17
10/4/2014	Starkville	L, 31-48
11/9/2013	College Station	W, 51-41
11/3/2012	Starkville	W, 38-13
12/31/2000	Shreveport, La.	L, 41-43
10/9/1937	Tyler, Texas	W, 14-0
11/25/1915	College Station	L, 0-7
11/1/1913	Dallas	L, 0-6
11/28/1912	College Station	W, 41-7

QUICK HITS

- Texas A&M's defense ranks second nationally in third-down conversions, holding opposing teams to just 22.8%.
- The Aggie defense is holding opposing offenses to 81.6 rushing yards per game, which is the best in the SEC and fourth in FBS.
- Texas A&M has dominated possession in the first seven games averaging 36:39 per game. The tally ranks first in the SEC and is tops among Power 5 schools.
- The Maroon & White averages 486.7 yards of offense per game, which ranks 14th nationally.
- Texas A&M is averaging 27.0 first downs per game, the most in the SEC and third in FBS, and is allowing just 14.9 first downs defensively, which tops the SEC and is third among P5 schools.
- The Aggies are just one of five schools nationally to rank in the top 25 in both total offense and total defense, joining Alabama, Appalachian State, Clemson and Washington State.
- Texas A&M carries a 34-game streak of scoring at least 14 points into Saturday's game, which is the longest such streak in the SEC and ranks third among Power 5 schools (Oklahoma, 47 & West Virginia, 38).

ELKO EFFECT

A defensive mastermind that has produced a top 50 defense the past six years at different schools, Texas A&M's Mike Elko has wasted no time in turning the Aggies into a formidable defense.

- Despite the national trend in which FBS offenses are scoring 1.4 more points per game than a year ago, the Aggies have made significant strides in total defense, rushing defense, scoring defense, third-down defense and redzone defense.
- In Elko's 'multiple' scheme, Texas A&M, which has faced three teams in the AP Top 15 including No. 1 Alabama and No. 2 Clemson, is allowing nearly 90 less yards on the ground compared to last season.
- A top candidate for the Broyles Award, given to the nation's top assistant, Elko held Kentucky's Benny Snell Jr. (4th in FBS with 868 yards) to a season-low 60 yards and Clemson's Travis Etienne (10th in FBS with 800 yards) to 44 yards.
- A year ago, the Aggies allowed 35+ points in six of the 13 games, while this season, Texas A&M has only allowed 35 or more points in one game (45, at No. 1 Alabama), and has held four teams to 20 points or less.

2017 vs. 2018

	2017	'17 FBS Rank	2018	'18 FBS Rank
Total D	408.5	78th	323.3	23rd
Run D	170.8	70th	81.6	4th
Scoring D	30.7	87th	20.6	29th
3rd Down D	34.7%	37th	22.8%	2nd
Redzone D	90.7%	122nd	66.7%	5th

MANN ON A MISSION

Junior P Braden Mann leads all of the FBS in gross punting by over four and a half yards with an average punt of 54.5 yards.

- Mann is averaging 54.5 yards per punt, the best mark in college football history by over four yards (min. 36 punts).
- At No. 1 Alabama, Mann broke the NCAA record with the highest gross punt average in a single game at 60.8 on five boots, which broke the old record of 60.4 that was originally set by BYU's Lee Johnson vs. Wyoming in 1983 and matched by Quinn Sharp of Oklahoma State vs. Nebraska in 2010.
- Mann needs just one more punt of 60+ yards to match the NCAA record of 13, set by Ryan Plackemeier of Wake Forest in 2005. Twelve of his 27 punts in 2018 are 60-or-more yards in length, including a career-long 82-yarder against Kentucky.
- Mann leads the SEC with a 54.5 average on 27 punts through seven games, and leads the No. 2 punter, Kentucky's Max Duffy, by 8.3 yards.
- Texas A&M leads the FBS with a 45.3 net punting average, which is on pace for the second-best mark in FBS history, trailing only Utah's 1971 team (46.7 net yards per punt). No team in FBS since BYU in 1983 has averaged 45.0 or more net yards per punt for a full season.
- Mann is on pace to break the NCAA season record of 50.3 (min. 36 punts) set by LSU's Chad Kessler in 1997. (Also the SEC record)
- Mann's 82-yard boot is the longest punt this season in FBS and the third longest in Texas A&M history.
- Sometimes long punts can lead to long punt returns, but only nine of Mann's boots have been returned for a total of 69 yards.
- On the longest return, a 32-yarder by South Carolina's Bryan Edwards, Mann forced a fumble that was recovered by the Aggies.
- Only one other team in FBS history that does not play home games at altitude has averaged over 45.0 net yards per punt—Southern Miss in 1972, led by legendary punter Ray Guy.
- Texas A&M is #PunterU and counts long-time NFL standouts Shane Lechler (9-time NFL All-Pro), Yale Lary (NFL Hall of Fame) and Steve O'Neal (NFL record 98-yard punt in 1969) among its alumni.

Texas A&M Season Punt Average

Rk.	Player	No.-Yards	Avg.	Year
1	Braden Mann	27-1,471	54.5	2018
2	Drew Kaser	60-2,848	47.5	2015
3	Drew Kaser	44-2,085	47.4	2013
4	Shane Lechler	56-2,631	47.0	1997
5	Shane Lechler	60-2,787	46.5	1999



2018 STANDINGS

EAST	SEC	ALL
Florida.....	4-1	6-1
Georgia	4-1	6-1
Kentucky	4-1	6-1
South Carolina	2-3	3-3
Tennessee	1-3	3-4
Missouri.....	0-3	4-3
Vanderbilt	0-4	3-5

WEST	SEC	ALL
Alabama.....	5-0	8-0
LSU	4-1	7-1
TEXAS A&M	3-1	5-2
Auburn	2-3	5-3
Ole Miss	1-3	5-3
Mississippi State	1-3	4-3
Arkansas.....	0-4	2-6

Saturday, Oct. 20

Vanderbilt at Arkansas (SECN)	11 a.m.
Florida vs. Georgia (CBS).....	2:30 p.m.
Kentucky at Missouri (SECN).....	3 p.m.
Texas A&M at Mississippi State (ESPN)	6 p.m.
Tennessee at South Carolina (SECN)	6:30 p.m.

All times are Central

INSTANT IMPACT

Hailing from the tiny junior college Northeastern Oklahoma A&M CC, junior TE Jace Sternberger has immediately become an integral part of the Aggie offense.

- Sternberger has hauled in six TD catches, which is the Aggies' TE school record and is tops in the SEC and co-leads the FBS among tight ends.
- Has posted at least one 20+ yard catch in every game.
- He earned John Mackey TE of the Week honors after making five catches for 56 yards with two TDs against NSU (8/30) and was an honorable mention after his performance at South Carolina in which he set career highs in receptions (9) and yards (145) with a touchdown.

Jace Sternberger Among FBS TEs

Category	No.	NCAA Rank
Catches	29	t-4th
Yards	496	1st
YPC	17.1	3rd
TDs	6	t-1st

Tight End Touchdowns Leaders (SEC)

Player, School	Rec.	Yards	Avg.	TD
Jace Sternberger, Texas A&M	29	496	17.1	6
Irv Smith Jr., Alabama	22	384	17.5	5
Albert Okwuegbunam, Missouri	37	400	10.8	5
3 tied with 3 TDs				

IT AIN'T GONNA BE HOW IT USED TO BE

Head coach Jimbo Fisher and his staff and immediately made an impact on the program through the first seven games of the season.

- The Aggies are playing less snaps on defense, yet averaging more than three more plays on offense from a year ago.
- Quarterback play has improved as the team's passer rating is up 14.1 points from last season.
- Texas A&M has been able to control the ball as the offense is averaging seven more first downs per game, 4.2 of which coming on the ground, and are on offense by 7.5 minutes or half a quarter more than last year.

Turnaround in 2018

Stat	2017	2018	Difference
Defensive Snaps	72.5	54.4	-18.1/G
Offensive Snaps	73.5	76.6	+3.1/G
Passer Rating	128.3	142.4	+14.1
TOP	29:11	36:39	+7:28/G
First Downs	20.0	27.0	+7.0/G
Rush First Downs	7.4	11.6	+4.2/G

CONTROLLING THE BALL

Through seven games, including three against AP top 15 teams, Texas A&M is the SEC's leader, first downs per game and time of possession.

- Additionally, the Aggies join Alabama as the the only teams in the SEC to average more than 200 rushing and 280 passing yards per game.

- Texas A&M leads all SEC teams that have played 7 games with 189 first downs, and is averaging 27.0 first downs a game, tops in the SEC.
- Speaking to the balance of the Aggies' offense, Texas A&M is one of four FBS schools with 80+ first downs via rush (81) and 90+ first downs via pass (93).
- The Aggies are far-and-away the SEC leader in time of possession with an average of 36:39 per game, which is more than four and a half minutes per game more than No. 2 LSU (31:57), and ranks third nationally.

LIMITING OPPONENT CHANCES ...

Through seven games, including three against AP top 15 teams, the Texas A&M defense has faced an average of just 54.4 plays per game, which is easily the lowest in the SEC.

- Among all P5 teams that have played seven games, Texas A&M's 381 defensive snaps is lowest in the nation by 35 snaps (416 by Iowa).
- Additionally, Texas A&M has limited opponents to just a 22.8 percent success rate in third down situations (No. 1 in SEC/ No. 2 in FBS) and has allowed only 18 third down conversions in seven games (2.6 per game), which ranks No. 1 in FBS.
- Texas A&M is allowing just 14.9 first downs per game, which leads the SEC and is fifth nationally.
- The 54.4 plays faced per game in 2018 is an enormous turnaround from last season when the Aggies faced an average of 72.5 plays per contest.
- A 54.4 average for a 13-game season in 2018 would mean the Aggies would face 235 fewer plays than in 2017 (or the equivalent of four 59-play games).

A WINNER

Head coach Jimbo Fisher, one of four active head coaches to win the national championship, ranks as the fifth-winningest active head coach in FBS.

Winningest FBS Head Coaches (By Pct.)

(Minimum 5 seasons)

RK	Head Coach	Seasons	Record	Pct.
1.	Urban Meyer, Ohio St.	17th	181-32-0	.850
2.	Chris Petersen, Washington	13th	135-31-0	.813
3.	Nick Saban, Alabama	23rd	226-62-1	.784
4.	Dabo Swinney, Clemson	11th	108-30-0	.783
5.	JIMBO FISHER, TEXAS A&M	9th	88-25-0	.779

GROUND AND POUND

With his four 100-yard games on the season, junior RB Trayveon Williams is second in the SEC with 798 rushing yards (No. 11 in FBS) and is tied for fourth with eight rushing TDs.

- In addition to rushing, Williams is one of the league's top receiving backs and leads the conference in all-purpose yardage with 935 yards.
- Williams became the 17th player in school history to surpass the 3,000-yard mark in career all-purpose yardage.

- Through seven games, Williams is averaging 114.0 yards a game on the ground and 5.7 yards per carry.
- The Houston native recorded his fourth 100-yard game of the season against then-No. 13 Kentucky and his ninth game with 100 yards or more in his career.
- Williams ran roughshod through an over-matched Northwestern State defense in the season-opener to the tune of 240 yards with three touchdowns on 20 carries. The 240 rushing yards rank No. 2 in school history behind Bob Smith's 297 vs. SMU in 1950.
- The 240-yard outburst is the No. 7 single-game effort in FBS this season. Williams is the only FBS player with 200-yard rushing games in 2016, 2017 & 2018.
- Always a breakaway threat, Williams has 11 runs of 40+ yards in his 29-game career, including four over 70 yards.

SEC Rushing Leaders

Rk.	Player, School	Att.	Yards	Avg.	TD
1.	Benny Snell Jr., Kentucky	160	868	5.4	9
2.	Trayveon Williams, Texas A&M	139	798	5.7	8
3.	Scottie Phillips, Ole Miss	125	782	6.3	9
4.	Nick Brossette, LSU	151	697	4.6	10
5.	Nick Fitzgerald, Mississippi State	121	644	5.3	7

MILESTONES TO WATCH

- RB Trayveon Williams is on the cusp of breaking into the top 10 in career rushing at Texas A&M. With 2,653 career yards, the junior needs 59 yards to pass surpass Courtney Lewis (2003-06) for 10th.
- Senior LB Otaru Alaka, who has started in 33 consecutive games, needs just 13 tackles to eclipse the 250 career tackle mark.

BIG MAROON GOONS

Calling themselves the Maroon Goons since 2012, the Aggies' starting offensive line for the season-opener against NSU collectively tipped the scales at 1,565 pounds, or 313.0 pounds per goon. They are the heaviest starting five in school history, just ahead of 2014's group that weighed 312.0 per player.

- Behind the biggest offensive front in school history, the Aggies rushed for 503 yards in the season-opener while gaining 758 total yards.
- It marked the second time in school history that the Aggies rushed for 500+ yards and passed for 200+ yards in the same game.

Here's the Beef

(Starters by Weight)

Goon	Pos.	Wt.
Jared Hocker, So-1L	LG	318
Dan Moore Jr., So-1L	LT	317
Erik McCoy, Jr-2L	C	315
Keaton Sutherland, Sr-3L	RG	315
Carson Green, So-1L	RT	300

BEEFY D-LINE

For the first time in school history, the Aggies start three 300-pounders on the defensive front and the Aggies average 295.0 pounds per defensive lineman.

More Beef

(Starters by Weight)

D-LINE	Pos.	Wt.
Daylon Mack, Sr-3L	DT	320
Kingsley Keke, Sr-3L	DE	305
Justin Madubuike, So-1L	DT	300
Landis Durham, Sr-3L	DE	255

CONNECTIONS

- Texas A&M offensive coordinator Darrell Dickey was the QBs and RBs coach at Mississippi State for the 1990 season.
- Aggie tight ends coach Tim Brewster served as the wide receivers coach in Starkville from 2012-13.
- Texas A&M's cornerbacks coach Maurice Linguist was the safeties coach at Mississippi State in 2016.
- Mississippi State CB coach, Terrell Buckley, was on staff at Florida State from 2007-11 as OC/HC.

TEXAS A&M QUICK FACTS

LOCATION: College Station, Texas 77842
 FOUNDED: 1876 (First classes)
 ENROLLMENT: 68,603 (fall 2017)
 PRESIDENT: Michael K. Young (BYU '73)
 CHANCELLOR: John Sharp (Texas A&M '72)
 FACULTY REPRESENTATIVE:
 Dr. Paul Batista (Trinity '73)
 DIRECTOR OF ATHLETICS: Scott Woodward (LSU '85)
 ATHLETIC DEPT PHONE: (979) 845-5129
 CONFERENCE: Southeastern
 AFFILIATION: NCAA Division I
 NICKNAME: Aggies
 MASCOT: Reveille (American Collie)
 COLORS: Maroon (Pantone 505) and White

FOOTBALL QUICK FACTS

HEAD COACH:

JIMBO FISHER (Salem University '90)
 Years at Texas A&M: 1st (5-2)
 Years as head coach: 9th (88-25)

ASSISTANT COACHES:

DARRELL DICKEY
 Offensive Coordinator/Quarterbacks (Kansas State '83)
 MIKE ELKO
 Defensive Coordinator/Safeties (Penn '99)
 TIM BREWSTER
 Tight Ends (Illinois '84)
 DAMEYUNE CRAIG
 Wide Receivers (Auburn '02)
 JAY GRAHAM
 Running Backs (Tennessee '04)
 MAURICE LINGUIST
 Cornerbacks (Baylor '06)
 BRADLEY DALE PEVETO
 Linebackers (SMU '87)
 TERRY PRICE
 Defensive Ends (Texas A&M '90)
 ELIJAH ROBINSON
 Defensive Line (Penn State '08)
 JIM TURNER
 Offensive Line (Boston College '88)
 JERRY SCHMIDT
 Director of Athletic Performance (Nebraska '86)

KYLE FIELD QUICK FACTS

STADIUM: Kyle Field
 CAPACITY: 102,733
 LARGEST CROWD: 110,633 (vs. Ole Miss, Oct. 11, 2014)
 PLAYING SURFACE: Natural grass
 FIRST YEAR OF FOOTBALL: 1905
 STADIUM BUILT: 1927 and 1929 (Renovations complete for 2015 season)

TEAM INFORMATION

BASIC OFFENSE: Pro
 BASIC DEFENSE: Multiple
 2017 OVERALL RECORD: 7-6
 2017 SEC RECORD (FINISH): 4-4 (T-4th in SEC West)
 2017 BOWL: Belk Bowl (Lost 55-52 to Wake Forest)
 2017 RANKING: Not Ranked



JIMBO FISHER

Head Coach

Years at TAMU: 1st (hired Dec. 4, 2017)

Coaching Record: 5-2 at Texas A&M / 88-25 overall (9th season)

Birthdate: Oct. 9, 1965

Hometown: Clarksburg, W.V.

Children: Trey and Ethan

High School: Liberty High School, Clarksburg, W.V.

College: Salem College, 1990

- Since the start of The Associated Press poll era in 1935, Jimbo Fisher was just the sixth coach to win a national title, then leave for another school. He was the first to do it since Johnny Majors left Pittsburgh for his alma mater, Tennessee, in 1977. (Source: Gridiron Now)
- Fisher was hired at Texas A&M on Dec. 4, 2017 after eight successful seasons at Florida State, which included the 2013 BCS National Championship.
- In his eight seasons in Tallahassee, Fisher established himself as one of the elite coaches in college football. He led the Seminoles to an 83-23 record, winning three Atlantic Coast Conference championships, four Atlantic Division titles and five bowl games.
- Fisher is one of four active coaches to have won a National Championship.
- Twelve of Fisher's FSU players earned consensus All-America honors, with quarterback Jameis Winston winning the Heisman Trophy in 2013.
- Fisher saw 83 of his student-athletes graduate, and NFL teams drafted 51 of his players, including 21 first- or second-round selections.
- The Seminoles set a modern-day NFL draft record with 29 players selected over a three-year period (2013-15), and Fisher had a first-round NFL draft choice every year he was head coach.
- The 2013 Rawlings College Football Coach of the Year, Fisher has twice been a finalist for the Eddie Robinson Coach of the Year Award (2013, 2014) and was a finalist for the Paul "Bear" Bryant Coach of the Year Award in 2014.
- Fisher has been active in the community through his foundation, Kidz1stFund. The non-profit was founded in 2011 to raise awareness and funds to find a cure for Fanconi anemia, a rare blood disorder that affects thousands, including Fisher's youngest son, Ethan.
- Fisher played quarterback at Salem College for Terry Bowden for three seasons and followed Bowden to Samford for his final season. Fisher became NCAA Division III's national player of the year in 1987 and recently earned induction into Samford's Hall of Fame.



THE FISHER RECORD

2010

FLORIDA STATE

(10-4 • 6-2 ACC/1st in Atlantic)

SEPTEMBER

4	W	59-6	Samford
11	L	17-47	at #10 Oklahoma
18	W	34-10	BYU
25	W	31-0	* Wake Forest

OCTOBER

2	W	34-10	* at Virginia
9	W	45-17	* at #13 Miami (Fla.)
16	W	24-13	* Boston College
28	L	24-28	* at North Carolina State

NOVEMBER

6	L	35-37	* North Carolina
13	W	16-13	* Clemson
20	W	30-16	* at Maryland
27	W	31-7	* Florida

DECEMBER

4	L	33-44	vs. #12 Virginia Tech
ACC Championship Game – Charlotte, N.C.			
31	W	26-17	vs. #19 South Carolina
Chick-fil-A Bowl – Atlanta, Ga.			

2011

FLORIDA STATE

(9-4 • 5-3 ACC/2nd in Atlantic)

SEPTEMBER

3	W	34-0	Louisiana-Monroe
10	W	62-10	Charleston Southern
17	L	13-23	#1 Oklahoma
24	L	30-35	* at #21 Clemson

OCTOBER

8	L	30-35	* at Wake Forest
15	W	41-16	* at Duke
22	W	41-16	* Maryland
29	W	34-0	* North Carolina State

NOVEMBER

3	W	38-7	* at Boston College
12	W	23-19	* at Miami (Fla.)
19	L	13-14	* Virginia
26	W	21-7	at Florida

DECEMBER

29	W	18-14	vs. Notre Dame
Champs Sports Bowl – Orlando, Fla.			

2012

FLORIDA STATE

(12-2 • 7-1 ACC/1st in Atlantic • ACC Champions)

SEPTEMBER

1	W	69-3	Murray State
8	W	55-0	Savannah State
15	W	52-0	* Wake Forest
22	W	49-37	* #10 Clemson
29	W	30-17	at South Florida

OCTOBER

6	L	16-17	* at North Carolina State
13	W	51-7	* Boston College
20	W	33-20	* at Miami (Fla.)
27	W	48-7	* Duke

NOVEMBER

8	W	28-22	* at Virginia Tech
17	W	41-14	* at Maryland
24	L	26-37	at #6 Florida

DECEMBER

1	W	21-15	vs. Georgia Tech
ACC Championship Game – Charlotte, N.C.			

JANUARY

1	W	30-10	vs. #16 Northern Illinois
Orange Bowl – Miami, Fla.			

2013

FLORIDA STATE

(14-0 • 8-0 ACC/1st in West • ACC Champions • National Champions)

SEPTEMBER

2	W	41-13	* at Pitt
14	W	62-7	Nevada
21	W	54-6	Bethune-Cookman
28	W	48-34	* at Boston College

OCTOBER

5	W	63-0	* #25 Maryland
19	W	51-14	* at #3 Clemson
26	W	49-17	* North Carolina State

NOVEMBER

2	W	41-14	* #7 Miami
9	W	59-3	* at Wake Forest
16	W	59-3	* Syracuse
23	W	80-14	Idaho
30	W	37-7	at Florida

DECEMBER

7	W	45-7	vs. #20 Duke
ACC Championship Game – Charlotte, N.C.			

JANUARY

6	W	34-31	vs. #2 Auburn
BCS National Championship Game – Pasadena, Calif.			

2014

FLORIDA STATE

(13-1 • 8-0 ACC/1st in Atlantic • ACC Champions)

AUGUST

30	W	37-31	vs. Oklahoma State
AT&T Stadium, Arlington, Texas			

SEPTEMBER

6	W	37-12	The Citadel
20	W	23-17	* #22 Clemson ^(OT)
27	W	56-41	* North Carolina State

OCTOBER

4	W	43-3	* Wake Forest
11	W	38-20	* Syracuse
18	W	31-27	#5 Notre Dame
30	W	42-31	* Louisville

NOVEMBER

8	W	34-20	* Virginia
15	W	30-26	* Miami (Fla.)
22	W	20-17	* Boston College
29	W	24-19	Florida

DECEMBER

6	W	37-35	vs. #12 Georgia Tech
ACC Championship Game – Charlotte, N.C.			

JANUARY

1	L	20-59	vs. #3 Oregon
Rose Bowl; CFP Semifinal – Pasadena, Calif.			



2015

FLORIDA STATE

(10-3 • 6-2 ACC/2nd in Atlantic)

SEPTEMBER

5	W	59-16	Texas State
12	W	34-14	South Florida
18	W	14-0	* at Boston College

OCTOBER

3	W	24-16	* at Wake Forest
10	W	29-24	* Miami (Fla.)
17	W	41-21	* Louisville
24	L	16-22	* at Georgia Tech
31	W	45-21	* Syracuse

NOVEMBER

7	L	13-23	* at #3 Clemson
14	W	34-17	* North Carolina State
21	W	52-13	Chattanooga
28	W	27-2	at #10 Florida

DECEMBER

31	L	24-38	vs. #14 Houston
Peach Bowl – Atlanta, Ga.			

2016

FLORIDA STATE

(10-3 • 5-3 ACC/3rd in Atlantic)

SEPTEMBER

5	W	45-34	vs. #11 Ole Miss
Camping World Stadium, Orlando, Fla.			
10	W	52-8	Charleston Southern
17	L	20-63	* at #10 Louisville
24	W	55-35	at South Florida

OCTOBER

1	L	35-37	* North Carolina
8	W	20-19	* at #10 Miami
15	W	17-6	* Wake Forest
29	L	34-37	* #3 Clemson

NOVEMBER

5	W	24-20	* at North Carolina State
11	W	45-7	* Boston College
19	W	45-14	* at Syracuse
26	W	31-13	#13 Florida

DECEMBER

30	W	33-32	vs. #6 Michigan
Orange Bowl – Miami, Fla.			

2017

FLORIDA STATE

(*7-6 • 3-5 ACC/6th in Atlantic)

SEPTEMBER

2	L	24-7	vs. #1 Alabama
Mercedes-Benz Stadium, Atlanta, Ga.			
23	L	21-27	* North Carolina State
30	W	26-19	* at Wake Forest

OCTOBER

7	L	20-24	* #13 Miami (Fla.)
14	W	17-10	* at Duke
21	L	28-31	* Louisville
27	L	3-35	* at Boston College


NOVEMBER

4	W	27-24	* Syracuse
11	L	14-31	* at #4 Clemson
18	W	77-6	Delaware State
25	W	38-22	at Florida

DECEMBER

2	*W	42-10	Louisiana-Monroe
27	*W	42-13	vs. Southern Miss
Independence Bowl – Shreveport, La.			

* — Jimbo Fisher resigned as the FSU head coach on Dec. 1, 2017 and did not coach the Seminoles in their final two game. His overall record does not reflect the victories.



TRAYVEON WILLIAMS

RUNNING BACK • Jr-2L • Houston, Texas (C.E. King HS)

- 798 rushing yards (2nd in SEC/11th in FBS)
- 8 rushing touchdowns (t-4th in SEC)
- 2018 Watch List for: Doak Walker Award (top running back), Maxwell Award (outstanding player), Earl Campbell Tyler Rose Award (best offensive player with ties to state of Texas).

WILLIAMS WITH A BURST

Junior RB Trayveon Williams, who struggled with a nagging injury in 2017, is back to full speed in 2018 and back to terrorizing opposing defenses with his rare blend of speed, strength and elusiveness.

- Williams tops the SEC in all-purpose yards (935), is second in rushing yards (798) and average rushing yards per game (114.0) and is tied for fourth with eight rushing TDs.
- Against No. 13 Kentucky, Williams rushed for 138 yards, his fourth 100+ yard game of the season, including the game-winning touchdown in OT. Williams also set career highs in receptions (6) and receiving yards (72).
- Williams ran roughshod through an over-matched Northwestern State defense in the season-opener to the tune of 240 yards with three touchdowns on 20 carries. The 240 rushing yards rank No. 2 in school history behind Bob Smith's 297 vs. SMU in 1950.
- Always a breakaway threat, Williams has 11 runs of 40+ yards in his 30-game career, including four over 70 yards.
- Entered 2018 as one of just three running backs in college football with multiple 200-yard rushing games vs. Power 5 opponents on his resume – others were Bryce Love of Stanford and Jonathan Taylor of Wisconsin.
- In 2016, Williams became Texas A&M's first true freshman to surpass the 1,000-yard barrier (1,057 yards on 156 carries).
- A vocal team leader, Williams is a two-time team captain and a member of the Aggies' 2018 Unity Council.
- Family's neighborhood in northeast Houston was flooded and evacuated (via boat, dump truck and eventually school bus) during Hurricane Harvey last fall.



200-Yard Games

240 vs. Northwestern St., 2018

217 vs. Tennessee, 2016

213 vs. UCLA, 2017

Williams' Career Highs

RUSHING YARDS	240 vs. NSU, 2018
RUSHING TDS	3 vs. NSU, 2018
RUSHES	29 vs. Arkansas, 2018
LONG RUSH	89 vs. Auburn, 2016
RECEPTIONS	6 vs. Kentucky, 2018
RECEIVING YARDS	72 vs. Kentucky, 2018
LONG CATCH	41 vs. Auburn, 2017
LONG KO RETURN	72 vs. Auburn 2017
ALL-PURPOSE YARDS	242 vs. NSU, 2018

Williams' Game-by-Game

2016	Rushes	Yds.	Avg.	TD	LP
UCLA	15	94	6.3	0	42
PVAM	5	15	3.0	0	4
at AUB	8	127	15.9	1	89
vs. ARK	12	153	12.8	2	33
at SC	14	98	7.0	1	9
UT	28	217	7.8	1	71
at ALA	9	23	2.6	0	11
NMSU	8	49	6.1	1	12
at MSU	10	28	2.8	0	9
OM	17	72	4.2	0	14
UTSA	11	80	7.3	1	47
LSU	10	68	6.8	1	33
vs. KSU	9	33	3.7	0	13
Season	156	1,057	6.8	8	89

2017	Rushes	Yds.	Avg.	TD	LP
at UCLA	22	203	9.2	2	72
Nicholls	11	53	4.8	1	17
ULL	-DNP-				
vs. ARK	17	72	4.2	1	18
SC	16	56	3.5	1	14
ALA	15	38	2.5	0	10
at UF	10	18	1.8	0	6
MSU	10	32	3.2	0	14
AUB	15	103	6.9	0	40
UNM	7	28	4.0	1	9
at OM	26	75	2.9	0	6
at LSU	17	55	3.2	1	7
Season	166	733	4.4	7	72

2018	Rushes	Yds.	Avg.	TD	LP
NSU	20	240	12.0	3	73
CLEM	17	31	1.8	0	9
ULM	22	128	5.8	1	21
at ALA	8	31	3.9	0	16
vs. ARK	29	152	5.2	2	16
UK	24	138	5.8	1	21
at SC	19	78	4.1	1	16
at MSU					
at AUB					
OM					
UAB					
LSU					
Season	139	798	5.7	8	73
Career	468	2,653	5.7	24	89



KELLEN MOND

QUARTERBACK • So.-1L • San Antonio, Texas (IMG Academy (Fla.))

- Ranks No. 3 in SEC in total offense (293.6 yards per game)
- No. 5 in SEC in passing yards (1,800), completions (132) and attempts (214)
- 2018 honors: Davey O'Brien Weekly Great 8, Earl Campbell Tyler Rose weekly honorable mention (vs. Clemson, 9/8)

MOND ON A MISSION

Sophomore QB Kellen Mond came out of fall camp as the Aggies' starter and he's quickly proving himself as one of the nation's top dual threat signal-callers.

- Mond had a record-breaking game against No. 2 Clemson (9/8) with 430 passing yards (No. 8 in school history) and set a school record with 333 second-half passing yards. His 206 passing yards in fourth quarter were the second-most by an Aggie passer in the final stanza.
- Mond was the Aggies' top ground-gainer in matchups vs. No. 1 Alabama (18 for 98) and No. 2 Clemson (10 for 33).
- Mond has passed or rushed for at least two TDs in five games in 2018 (three vs. NSU, Clemson and ULM).
- Mond has been noticeably more accurate as a passer as a sophomore with a 61.6 completion percentage after connecting on 51.5 percent of his attempts last year as a freshman.
- Forced into the starting role as a true freshman after then-QB1 Nick Starkel suffered a broken foot in the season opener, Mond started eight games and the Aggies compiled a 5-3 record in those games with SEC wins over South Carolina and Arkansas.
- Last season, Mond earned weekly honors from the Davey O'Brien Award and the Manning Award after passing for 216 yards and rushing for a game-high 109 yards in the Aggies' overtime win over the Hogs. Connected on an 81-yard TD pass and also contributed a 79-yard run.
- As a high schooler, Mond set the IMG Academy season records in 2016 for passing touchdowns and rushing touchdowns as a senior in 2016. Mond passed for 1,936 yards and 20 TDs and rushed for 775 yards and 18 scores.

2017 MOND GAME-BY-GAME

Opponent	No.	Rushing			C-A-I	Passing			Total OFF	TD Resp
		Yds.	TD	LG		Yds.	TD	LG		
S3 at UCLA	15	54	0	16	3-17-0	27	0	15	81	0
S9 Nicholls	3	-10	0	4	12-21-0	105	1	27	95	1
S16 Louisiana	7	4	1	7	21-34-1	301	3	76	305	4
S23 vs. Arkansas	10	109	0	79	14-27-1	216	2	81	325	2
S30 South Carolina	16	95	0	19	19-27-0	159	0	26	254	0
O7 Alabama	14	14	1	20	19-29-1	237	1	39	251	2
O14 at Florida	15	52	1	18	8-24-1	180	0	42	232	1
O28 Mississippi State	6	32	0	33	8-26-2	56	0	18	88	0
N4 Auburn	2	-3	0	2	5-11-0	16	0	9	14	0
N11 New Mexico	1	-7	0	0	8-11-0	78	1	41	71	1
N18 at Ole Miss				DNP						
N25 at LSU				DNP						
D29 vs. Wake Forest	0	0	0	-	0-0-0	0	0	-	0	0
2017 TOTAL	89	340	3	79	117-227-6	1,375	8	81	1,715	11

2018 MOND GAME-BY-GAME

Opponent	No.	Rushing			C-A-I	Passing			Total OFF	TD Resp
		Yds.	TD	LG		Yds.	TD	LG		
A30 Northwestern State	6	3	1	9	17-25-0	184	2	34	187	3
S8 Clemson	10	33	0	23	23-40-0	430	3	69	463	3
S15 ULM	9	67	2	23	16-24-0	210	1	25	277	3
S22 at Alabama	18	98	1	54	16-33-2	196	1	26	294	2
S29 vs. Arkansas	11	14	0	12	17-26-2	201	0	26	215	0
O6 Kentucky	16	15	0	16	18-29-1	226	2	46	241	2
O13 at South Carolina	13	25	0	15	25-37-0	353	1	53	378	1
O27 at Mississippi State										
N3 at Auburn										
N10 Ole Miss										
N17 UAB										
N24 LSU										
2018 TOTAL	83	255	4	54	132-214-5	1,800	10	69	2,055	14
Career	172	595	7	79	249-441-11	3,175	18	81	3,770	25

- 2016 finalist at the Elite 11 QB competition along with teammate Connor Blumrick.
- Was IMG teammates with current teammate Jhamon Ausbon.
- Earned varsity letters as a sophomore and junior at Reagan High School in San Antonio before transferring to IMG.
- Mond's father, Kevin, served in the United States Army and was stationed in South Korea and the Washington, D.C. area.



VETERAN DEFENDER

Veteran defender Otar Alaka, or O.T., ranks as the team's most experienced player with 40 career starts, including 33 consecutive.

- Leads the team with 45 tackles in 2018, and had season-high of 10 tackles vs. Clemson (which is just one of two double-digit efforts by an Aggie this season).
- Against No. 13 Kentucky, Alaka recorded six tackles, including two TFL for 14 yards and forced a fumble.
- Named to preseason watch list for the Butkus Award.
- Team's active leader in tackles (232), tackles for loss (32.0) and forced fumbles (5).
- According to his Twitter feed, Alaka seems to be the "Commissioner of Comedy" in the Aggies' locker room.
- Was granted a medical redshirt in 2015 after playing only sparingly early in the season before succumbing to a season-ending injury.
- Earned Defensive MVP honors in the Liberty Bowl against West Virginia as a freshman in 2014 after making a season-high seven tackles and 1.5 tackles for loss vs. the Mountaineers.

2018

Opponent	TT	QBS	TFL	PBU	FF
NSU	1	0-0	0-0	0	0
CLEM	10	0-0	2.5-5	0	0
ULM	5	0-0	0-0	0	0
at ALA	6	0-0	1.0-4	0	0
vs ARK	7	0-0	1.0-1	1	0
UK	6	1.0-9	2.0-14	0	1
at SC	5	0-0	0-0	0	0
at MSU					
at AUB					
OM					
UAB					
LSU					
2018	40	1.0-9	6.5-24	1	1
Career	237	8.5-58	32-103	6	5



DODSON IS A "THUMPER"

Junior LB Tyrel Dodson put up All-SEC caliber stats in his first season as a starter at linebacker in 2017.

- Added a "scoop and score" TD to his resume with a 78-yard return of a blocked FG vs. ULM (9/15).
- Named to preseason watch list for the Bednarik Award and Bronko Nagurski Trophy.
- Last year, Dodson was the only player in the SEC top 20 in tackles (tNo. 5/105), interceptions (tNo. 9/3), tackles for loss (tNo. 14/11.0) and QB sacks (tNo. 18/5.5).
- Has been called a "thumper" at LB because of his size and his aggressive style.
- At 242 pounds, the Tennessee native ranks as one of the biggest MLBs in school history.
- A video of Dodson squatting 675 pounds has been viewed more than 300,000 times via teammate Ikenna Okeke's twitter.
- Active participant in "Best Buddies" in high school, which is a program that fosters friendships between volunteers and those with Downs Syndrome.
- Was the Class 5A Mr. Football in Tennessee in 2015.

2018

Opponent	TT	QBS	TFL	PBU	INT
NSU	4	0-0	1.0-2	0	0
CLEM	7	0-0	0.5-1	1	0
ULM	4	0-0	0-0	1	0
at ALA	4	0-0	0-0	0	0
vs ARK	3	0-0	0-0	0	0
UK	4	0.5-0	0.5-0	0	0
at SC	3	0-0	0-0	0	0
at MSU					
at AUB					
OM					
UAB					
LSU					
2018	29	0.5-0	2.0-3	2	0
Career	161	6.0-31	14.5-56	10	3



DURHAM DELIVERS

Senior DE Landis Durham was one of the defense's biggest surprises in 2017 as he emerged from little-used reserve to the SEC leader in QB sacks.

- Posted 1.5 QB sacks at the Southwest Classic against Arkansas, and followed with a half sack against No. 13 Kentucky.
- Had a 10-yard sack, his longest of the season, at South Carolina.
- Recorded seven tackles at No. 1 Alabama, which was second on the team.
- Named to preseason watch list for the Bronko Nagurski Trophy.
- An undersized defensive end in high school, Durham was recruited to Texas A&M to play linebacker but transitioned back to his hand in the dirt in 2017.
- He quickly forced his way into the starting lineup and went on to tie Mississippi State's Montez Sweat for the SEC lead with 10.5 QB sacks.
- Earned 3rd-team All-SEC honors by Phil Steele.
- Prior to 2017, Durham had just six career tackles and was listed as third-team DE on the season-opening depth chart.

2018

Opponent	TT	QBS	TFL	QBH	FF
NSU	1	0-0	1.0-1	1	0
CLEM	3	0-0	1.5-2	0	0
ULM	6	1.0-1	1.0-1	1	0
at ALA	7	0-0	0-0	0	0
vs ARK	5	1.5-7	1.5-7	0	0
UK	5	0.5-1	0.5-1	0	0
at SC	2	1-10	1-10	2	0
at MSU					
at AUB					
OM					
UAB					
LSU					
2018	29	4.0-19	6.5-22	4	0
Career	91	14.5-75	19.5-94	9	3



INSTANT IMPACT

Jimbo Fisher's first commitment at Texas A&M was a little-known junior college tight end. Eleven months later, Jace Sternberger has become a huge part of the Aggies' offense.

- Sternberger has hauled in six TD catches, which established the Aggies' TE school record and is tops in the SEC and tied for first in FBS among tight ends.
- Has posted at least one 20+ yard catch in every game, including a career-long 53-yard reception at South Carolina.
- Sternberger tops all FBS tight ends with 496 receiving yards, third at 17.1 yards per catch and tied for fourth among with 29 catches.
- Earned John Mackey TE of the Week honors after making five catches for 56 yards with two TDs in the Aggies' season-opener against NSU (8/30), and was an honorable mention after his performance at South Carolina in which he set career highs in receptions (9) and yards (145) with a touchdown.
- Listed as one of his hidden talents, Sternberger is an accomplished ballroom dancer who competed numerous times throughout middle school.

2018

Opponent	Rec.	Yds.	Avg.	TD	LP
NSU	5	56	11.2	2	31
CLEM	2	48	24.0	0	28
ULM	3	42	14.0	1	20
at ALA	3	59	19.7	1	24
vs. ARK	4	51	12.8	0	26
UK	5	95	19.0	1	46
at SC	7	145	20.7	1	53
at MSU					
at AUB					
OM					
UAB					
LSU					
Season	29	496	17.1	6	53



FILLING BIG SHOES

Sophomore WR Jhamon Ausbon leads a youthful receiving corps that is seeking to fill the void left by ultra-productive wideout Christian Kirk, who was picked in the second round of the 2018 NFL Draft by the Arizona Cardinals.

- The top five wide receivers statistically through four games are sophomores, including four from the 2017 signing class.
- Ausbon, who had 50 catches as a true freshman, is third on the team with 15 receptions and 221 yards. He is averaging 14.7 yards per catch even though his longest grab is 26 yards.
- Ausbon and QB Kellen Mond were high school teammates as seniors at IMG Academy in Florida. Ausbon played his junior season at Houston St. Thomas and his sophomore campaign at Episcopal.
- Ausbon dazzled in last year's season finale with 12 catches for 112 yards against Wake Forest in the Belk Bowl.
- Became the third Aggie true freshman to tally 50 catches in a season in 2017.

2018

Opponent	Rec.	Yds.	Avg.	TD	LP
NSU	4	59	14.8	0	24
CLEM	3	61	20.3	0	26
ULM	6	81	13.5	0	21
at ALA	1	15	15.0	0	15
vs. ARK	1	5	5.0	0	5
UK		DNP (injury)			
at SC		DNP (injury)			
at MSU					
at AUB					
OM					
UAB					
LSU					
2018	15	221	14.7	0	26
Career	65	792	12.2	3	38



BACK ON PATROL

Senior DB Donovan Wilson is back on patrol in the Aggies' defensive secondary after missing the 2017 season with a broken foot suffered in the season-opener vs. UCLA.

- Always an active defender, Wilson is second on the team with 39 tackles and has also contributed a QB sack in 2018.
- Registered a team-high 12 tackles, the most by an Aggie in a single game this season, against No. 13 Kentucky.
- The team's active leader with seven career interceptions, Wilson sealed the win against Arkansas with an INT with 1:11 left in the fourth quarter.
- Has drawn comparisons to the Honey Badger (former LSU All-American Tyrann Mathieu) for his penchant for big plays and always being around the football.
- His career stat line includes 19.0 tackles for loss, 4.0 sacks, three forced fumbles and two recovered fumbles, in addition to his seven pickoffs.
- A late addition to the Aggies' 2014 signing class, Wilson led the Shreveport, La., area with 13 interceptions while earning All-City Defensive POY (Shreveport Times) and Louisiana Class 4A all-state honors.

2018

Opponent	TT	TFL	INT	PBU	FF	FR
NSU	3	1.0-4	0-0	0	0	0
CLEM	6	0-0	0-0	0	0	0
ULM	6	1.0-8	0-0	0	0	0
at ALA	2	0-0	0-0	0	0	0
vs ARK	3	0-0	1-0	0	0	0
UK	12	0-0	0-0	0	0	0
at SC	7	0-0	0-0	0	0	0
at MSU						
at AUB						
OM						
UAB						
LSU						
2018	39	2.0-12	1-0	0	0	0
Career	180	19.0-80	7-76	5	3	2



MANN, OH MANN!

A kickoff specialist a year ago, junior punter Braden Mann is taking the country by storm leading the FBS in multiple categories.

- Mann currently leads all of the FBS in gross punting by over four and a half yards with an average punt of 54.5.
- Set the NCAA record with the highest gross punt average in a single game (60.8) at No. 1 Alabama.
- Mann is on pace to break the NCAA season record of 50.3 yards per punt (min. 36 punts) set by LSU's Chad Kessler in 1997.
- Mann's 82-yard boot against No. 13 Kentucky is the longest punt this season in FBS and the third-longest in program history.
- With 12 60+-yard punts through seven games, he is just one away from tying the NCAA record for most 60-yard punts in a season set by Wake Forest's Ryan Plackemeier in 2005.
- Texas A&M leads the FBS with a 45.3 net punting average, the second-best mark in FBS history, trailing only Utah's 1971 team (46.7 net yards per punt). No team in FBS since BYU in 1983 has averaged 45.0 or more net yards per punt for a full season.

2018

Opponent	No.	Yds.	Avg.	I20	TB	LG
NSU	2	105	52.5	1	1	60
CLEM	5	275	55.0	1	1	73
ULM	2	85	42.5	1	0	47
at ALA	5	304	60.8	1	3	65
vs ARK	4	195	48.8	2	1	65
UK	5	298	59.6	2	2	82
at SC	4	209	52.3	1	1	67
at MSU						
at AUB						
OM						
UAB						
LSU						
2018	27	1,471	54.5	9	9	82
Career	29	1,565	54.0	9	10	82



WREAKING HAVOC

A versatile defensive lineman who can play inside or outside, senior Kingsey Keke is a leader on the Aggies' experienced defensive line.

- Keke leads the Aggies with a career-high 4.5 sacks (9th in SEC) as well as tackles for loss with seven for 26 yards.
- The Richmond, Texas, native recorded season highs in tackles (5) and sacks (2.0) against No. 13 Kentucky, including a crucial third-down sack for eight yards in overtime.
- In his last five games, Keke has registered at least four tackles and a half tackle for loss.
- With 9.5 career sacks, Keke ranks second among active Aggies behind fellow senior Landis Durham.
- With 28 consecutive starts, Kingsey was just one of three Aggies to start on defense a year ago.
- Gets asked constantly about the popular Drake song, "In My Feelings".
- A four-star prospect out of George Ranch HS, Keke grew up a Texas Longhorns fan, but one of his high school teachers, who was married to an Aggie, helped change his mind.

2018

Opponent	TT	QBS	TFL	PBU	FR
NSU	2	0-0	0-0	0	0
CLEM	4	0-0	0.5-2	0	0
ULM	5	1.0-2	2.0-5	0	0
at ALA	4	0-0	1-4	0	0
vs ARK	4	1.5-5	1.5-5	0	0
UK	5	2.0-10	2.0-10	0	0
at SC	2	0-0	0-0	0	0
at MSU					
at AUB					
OM					
UAB					
LSU					
2018	26	4.5-17	7.0-26	0	0
Career	125	9.5-41	17.0-57	6	2



RUNNING 'BUCK'WILD

Coming off a productive freshman campaign, sophomore WR Camron Buckley is quickly emerging as one of the top targets on the Aggie offense.

- Buckley, who has caught a pass in every game this season, is the Aggies' second leading receiver with 329 yards and third with 22 catches.
- Buckley has the longest catch by an Aggie receiver this season, a 69-yarder against Clemson.
- Against Arkansas, Buckley hauled in a career-high five passes, gaining 72 yards.
- Nicknamed 'Houdini' and has the name tattooed on his arm because he "makes magic happen".
- Father, Cedric Buckley, was a member of the infamous 1988 Dallas Carter High School that was immortalized in H.G. Bissinger's 1990 book Friday Night Lights, and lettered at Arkansas State in 1991 and 1992.
- A four-star recruit from Cedar Hill HS, Buckley was an Under Armour All-American and caught 10 touchdowns in his last two seasons.

2018

Opponent	Rec.	Yds.	Avg.	TD	LP
NSU	3	44	14.7	0	34
CLEM	4	93	23.3	0	69
ULM	2	28	14.0	0	22
at ALA	4	41	10.3	0	21
vs. ARK	5	72	14.4	0	23
UK	1	7	7.0	0	7
at SC	3	44	14.7	0	22
at MSU					
at AUB					
OM					
UAB					
LSU					
2018	22	329	15.0	0	69
Career	39	611	15.7	3	70

AGGIES IN THE NFL

(Final 53-Man Roster / Oct. 7)

Player (Years at Texas A&M)	Pos.	NFL Team
Michael Bennett (2005-08)	DL	Philadelphia Eagles
Randy Bullock (2008-11)	PK	Cincinnati Bengals
Tra Carson (2013-15)*	RB	Cincinnati Bengals
Joseph Cheek (2012-15)	OL	Pittsburgh Steelers
Jermaine Eluemunor (2015-16)^	OL	Baltimore Ravens
Justin Evans (2015-16)	DB	Tampa Bay Buccaneers
Mike Evans (2012-13)	WR	Tampa Bay Buccaneers
Deshazor Everett (2011-14)	DB	Washington Redskins
Keith Ford (2016-17)^	RB	Buffalo Bills
Myles Garrett (2014-16)	DL	Cleveland Browns
Avery Gennesy (2014-16)^	OL	Denver Broncos
Daeshon Hall (2013-16)	DL	Houston Texans
De'Vante Harris (2012-15)*	DB	Tampa Bay Buccaneers
Germain Ifedi (2013-15)	OL	Seattle Seahawks
Christian Kirk (2015-17)	WR	Arizona Cardinals
Josh Lambo (2012-14)	PK	Jacksonville Jaguars
Jake Matthews (2010-13)	OL	Atlanta Falcons
Von Miller (2007-10)	LB	Denver Broncos
Don Muhlbach (2002-03)	DS	Detroit Lions
Cedric Ogbuehi (2011-14)	OL	Cincinnati Bengals
Damion Ratley (2015-17)	WR	Cleveland Browns
Josh Reynolds (2014-16)	WR	Los Angeles Rams
Ricky Seals-Jones (2013-16)	TE	Arizona Cardinals
Ryan Tannehill (2008-11)	QB	Miami Dolphins
Armani Watts (2014-17)	DB	Kansas City Chiefs
Brandon Williams (2013-15)	DB	Arizona Cardinals

* - Injured Reserve

^ - Practice Squad

AGGIES ON NFL COACHING STAFFS

Dennis Allen, New Orleans Saints (Defensive Coordinator), Dan Campbell, New Orleans Saints (Asst. Head Coach/Tight Ends), Kyle Caskey, Cincinnati Bengals (Running Backs), Aaron Glenn, New Orleans Saints (Secondary), Michael Hodges, New Orleans Saints (Defensive Assistant)


Staff: Monty Gibson, Cleveland Browns (Asst. Strength & Conditioning) Larry Jackson, Cleveland Browns (Strength & Conditioning), Gary Kubiak, Denver Broncos (Senior Personnel Advisor)



Von Miller
2016 Super Bowl MVP



Myles Garrett
Texas A&M's first
No. 1 overall
NFL Draft pick



Don Muhlbach
15th season in the NFL

WEEKLY HONOR ROLL

Game 1 | Northwestern State

RB Trayveon Williams

Earl Campbell Tyler Rose Award H-M

TE Jace Sternberger

John Mackey TE of the Week

Game 2 | Clemson

QB Kellen Mond

Davey O'Brien Award Great 8

Early Campbell Tyler Rose Award H-M

Game 5 | Arkansas

P Braden Mann

SEC Special Teams Player of the Week

Ray Guy Award Ray 8

RB Trayveon Williams

Earl Campbell Tyler Rose Award H-M

Game 6 | Kentucky

P Braden Mann

Co-SEC Special Teams Player of the Week

Ray Guy Award Ray 8

RB Trayveon Williams

Earl Campbell Tyler Rose Award H-M

TE Jace Sternberger

Earl Campbell Tyler Rose Award H-M

Game 7 | South Carolina

PK Seth Small

Lou Groza Award Star of the Week

TE Jace Sternberger

Mackey Award TE of the Week H-M

Earl Campbell Tyler Rose Award POTW

QB Kellen Mond

Earl Campbell Tyler Rose Award H-M

Midseason All-Americans

P Braden Mann

ESPN.com, The Sporting News, The Athletic, Associated Press

TE Jace Sternberger

ESPN.com, The Athletic, Associated Press, Pro Football Focus

TEXAS A&M COACHES SPEED CHART


SIDELINE



JIMBO FISHER
HEAD COACH



TIM BREWSTER
TIGHT ENDS



DAMEYUNE CRAIG
WIDE RECEIVERS



JAY GRAHAM
RUNNING BACKS



MAURICE LINGUIST
CORNERBACKS



BRADLEY DALE PEVETO
LINEBACKERS



TERRY PRICE
DEFENSIVE ENDS



ELIJAH ROBINSON
DEFENSIVE LINE



JIM TURNER
OFFENSIVE LINE


PRESS BOX



DARRELL DICKEY
OFF. COORDINATOR / QUAR-
TERBACKS



MIKE ELKO
DEF. COORDINATOR / SAFETIES



JERRY SCHMIDT
DIRECTOR OF ATHLETIC PERFOR-
MANCE



KYLE FIELD

- Home of the Aggies since 1905. Stadium built in 1927 and the horseshoe enclosed in 1929.
- Capacity: 102,733
- Stadium record crowd is 110,633 (A&M vs. Ole Miss, 10/11/2014).
- Kyle Field is named for former A&M Dean of Agriculture Edwin Jackson Kyle, who donated a 400 x 400-foot area of the southern edge of campus that had been assigned to him for horticultural experiments. It became the home of the Aggies.
- Texas A&M finished a \$485 million redevelopment of Kyle Field in time for the 2015 season that made the Home of the 12th Man the largest football stadium in the SEC and the state of Texas.
- Texas A&M has led the SEC in home attendance three of the last four seasons and ranked No. 5 in FBS in 2017.

Texas A&M ranked No. 5 nationally in home attendance in 2017 with an average of 98,802 per game and drew more than 600,000 fans to Kyle Field for the fifth straight year.

KYLE FIELD RECORD CROWDS

110,633	Ole Miss (2014)	L, 35-20
106,248	Tennessee (2016)	W, 45-38 ^{20T}
105,829	LSU (2014)	L, 23-17
105,733	Alabama (2015)	L, 41-23
104,892	Ole Miss (2016)	L, 29-28
104,794	Clemson (2018)	L, 28-26
104,756	Missouri (2014)	L, 34-27
104,728	Lamar (2014)	W, 73-3
104,625	Auburn (2015)	L, 26-10
104,455	Mississippi State (2015)	W, 30-17

KYLE FIELD RECORD SEASON AVERAGES

1.	105,122	2014	630,735 / 6 games
2.	103,622	2015	725,354 / 7 games
3.	101,917	2016	713,418 / 7 games
--	99,301	2018	397,205 / 4 GAMES
4.	98,802	2017	691,612 / 7 games
5.	87,183	2011	610,283 / 7 games
6.	87,125	2013	697,003 / 8 games
7.	87,014	2012	522,083 / 6 games
8.	82,711	2001	496,268 / 6 games
9.	82,477	2010	577,338 / 7 games
10.	82,207	2007	575,450 / 7 games

LAST 10 SINGLE GAME PERFORMANCES

10 OR MORE TACKLES GAME

Player	Date	Opp.	Tackles
Donovan Wilson	Oct. 6, 2018	Kentucky	12
Otaro Alaka	Sep. 8, 2018	Clemson	10
Derrick Tucker	Dec. 29, 2017	N Wake Forest	12
Debione Renfro	Dec. 29, 2017	N Wake Forest	11
Armani Watts	Nov. 25, 2017	@ LSU	11
Derrick Tucker	Nov. 25, 2017	@ LSU	10
Tyrel Dodson	Nov. 25, 2017	@ LSU	10
Derrick Tucker	Nov. 18, 2017	@ Ole Miss	14
Tyrel Dodson	Nov. 4, 2017	Auburn	14
Armani Watts	Nov. 4, 2017	Auburn	10

300-YARD PASSING GAME

Player	Date	Opp.	Pass Yards
Kellen Mond	Oct. 13, 2018	@ South Carolina	353
Kellen Mond	Sep. 8, 2018	Clemson	430
Nick Starkel	Dec. 29, 2017	N Wake Forest	499
Nick Starkel	Nov. 11, 2017	New Mexico	416
Kellen Mond	Sep. 16, 2017	Louisiana	301
Trevor Knight	Dec. 28, 2016	N Kansas State	310
Trevor Knight	Sep. 10, 2016	Prairie View A&M	344
Jake Hubenak	Dec. 30, 2015	N Louisville	307
Kyle Allen	Nov. 21, 2015	@ Vanderbilt	336
Kyle Allen	Oct. 3, 2015	Mississippi State	322

100-YARD RUSHING GAME

Player	Date	Opp.	Rush Yards
Trayveon Williams	Oct. 6, 2018	Kentucky	138
Trayveon Williams	Sep. 29, 2018	N Arkansas	153
Trayveon Williams	Sep. 15, 2018	ULM	128
Trayveon Williams	Aug. 30, 2018	Northwestern State	240
Trayveon Williams	Nov. 4, 2017	Auburn	103
Keith Ford	Sep. 23, 2017	N Arkansas	102
Kellen Mond	Sep. 23, 2017	N Arkansas	109
Jacob Kibodi	Sep. 16, 2017	Louisiana	101
Keith Ford	Sep. 3, 2017	@ UCLA	114
Trayveon Williams	Sep. 3, 2017	@ UCLA	203

100-YARD RECEIVING GAME

Player	Date	Opp.	Receiving Yards
Jace Sternberger	Oct. 13, 2018	@ South Carolina	145
Quartney Davis	Oct. 13, 2018	@ South Carolina	127
Kendrick Rogers	Sep. 8, 2018	Clemson	120
Christian Kirk	Dec. 29, 2017	N Wake Forest	189
Jhamon Ausbon	Dec. 29, 2017	N Wake Forest	112
Damion Ratley	Nov. 18, 2017	@ Ole Miss	111
Roshauud Paul	Nov. 11, 2017	New Mexico	129
Christian Kirk	Nov. 11, 2017	New Mexico	120
Jhamon Ausbon	Nov. 11, 2017	New Mexico	105
Christian Kirk	Sep. 23, 2017	N Arkansas	110

10 OR MORE RECEPTIONS GAME

Player	Date	Opp.	REC
Christian Kirk	Dec. 29, 2017	N Wake Forest	13
Jhamon Ausbon	Dec. 29, 2017	N Wake Forest	12
Josh Reynolds	Dec. 28, 2016	N Kansas State	12
Christian Kirk	Oct. 1, 2016	@ South Carolina	12
Christian Kirk	Dec. 30, 2015	N Louisville	10
Josh Reynolds	Dec. 30, 2015	N Louisville	11
Speedy Noil	Oct. 11, 2014	Ole Miss	11
Ricky Seals-Jones	Oct. 4, 2014	@ Mississippi State	10
Malcome Kennedy	Aug. 28, 2014	@ South Carolina	14
Mike Evans	Oct. 19, 2013	Auburn	11

200-YARD ALL-PURPOSE GAME

Player	Date	Opp.	A-P Yards
Trayveon Williams	Oct. 6, 2018	Kentucky	210
Trayveon Williams	Aug. 30, 2018	Northwestern State	242
Christian Kirk	Dec. 29, 2017	N Wake Forest	219
Christian Kirk	Nov. 11, 2017	New Mexico	210
Trayveon Williams	Nov. 4, 2017	Auburn	233
Christian Kirk	Sep. 23, 2017	N Arkansas	246
Trayveon Williams	Sep. 3, 2017	UCLA	203
Christian Kirk	Nov. 24, 2016	LSU	212
Christian Kirk	Nov. 5, 2016	@ Mississippi State	237
Trayveon Williams	Oct. 8, 2016	Tennessee	217

TEXAS A&M DEPTH CHART

OFFENSE

WR <or>	1	Quartney Davis, 6-2, 200, So-1L, Houston, TX
	14	Camron Buckley, 6-2, 190, So-1L, Cedar Hill, TX
LT	65	Dan Moore Jr., 6-5, 317, So-1L, Beaumont, TX
	74	Kellen Diesch, 6-5, 310, So-SQ, Trophy Club, TX
LG	73	Jared Hocker, 6-5, 318, So-1L, North Richland Hills, TX
	76	Colton Prater, 6-4, 300, Jr-2L, Bossier City, LA
C	64	ERIK McCOY , 6-4, 315, Jr-2L, Lufkin, TX
	77	RYAN McCOLLUM , 6-5, 295, So-1L, Spring, TX
RG	78	KEATON SUTHERLAND , 6-5, 315, Sr-3L, Flower Mound, TX
	70	CONNOR LANFEAR , 6-6, 320, Sr-3L, Buda, TX
RT	54	Carson Green, 6-6, 300, So-1L, Southlake, TX
	72	Colten Blanton, 6-7, 285, Fr-HS, Cypress, TX
TE <and>	81	Jace Sternberger, 6-4, 250, Jr-TR, Kingfisher, OK
	80	Trevor Wood, 6-6, 265, Gr-TR, Scottsdale, AZ
WR	13	Kendrick Rogers, 6-4, 210, So-1L, Frankston, TX
	9	Hezekiah Jones, 5-11, 194, So-1L, Stafford, TX
QB <or>	11	KELLEN MOND , 6-2, 210, So-1L, San Antonio, TX
	17	NICK STARKEL , 6-3, 218, So-1L, Argyle, TX
FB	12	Cullen Gillaspia, 6-2, 235, Sr-2L, Katy, TX
	49	Ben Miles, 6-1, 210, Fr-TR, Baton Rouge, LA
RB	5	TRAYVEON WILLIAMS , 5-9, 200, Jr-2L, Houston, TX
	22	Kwame Etwi, 5-9, 200, Sr-2L, Conroe, TX

DEFENSE

DE	46	LANDIS DURHAM , 6-3, 255, Sr-3L, Plano, TX
	3	Tyree Johnson, 6-4, 250, Fr-RS, Washington, DC
DT	52	Justin Madubuike, 6-3, 300, So-1L, McKinney, TX
	92	Jayden Peevy, 6-6, 300, So-1L, Bellaire, TX
DT	34	Daylon Mack, 6-1, 320, Sr-3L, Gladewater, TX
	90	T.D. Moton, 6-3, 305, So-SQ, Shreveport, LA
DE	8	KINGSLEY KEKE , 6-4, 305, Sr-3L, Richmond, TX
	5	Bobby Brown, 6-4, 282, Fr-HS, Arlington, TX
WLB <or>	1	BUDDY JOHNSON , 6-2, 225, So-1L, Dallas, TX
	11	Larry Pryor, 6-0, 212, Jr-2L, Sulphur Springs, TX
MLB	42	OTARO ALAKA , 6-3, 240, Sr-3L, Houston, TX
	56	Keeath Magee II, 6-0, 225, So-1L, Houston, TX
SLB	25	TYREL DODSON , 6-2, 242, Jr-2L, Franklin, TN
	35	Riley Garner, 6-3, 220, Sr-3L, College Station, TX
CB	21	CHARLES OLIVER , 6-2, 202, Jr-2L, Fairfield, TX
	27	Roney Elam, 6-2, 192, Jr-2L, Newton, TX
CB	29	DEBIONE RENFRO , 6-2, 193, So-1L, Pearland, TX
	28	Travon Fuller, 6-1, 173, So-1L, Athens, TX
SF <or>	6	Donovan Wilson, 6-1, 207, Sr-3L, Shreveport, LA
	26	DeShawn Capers-Smith, 6-0, 200, Sr-3L, New Orleans, LA
	9	Leon O'Neal Jr., 6-1, 190, Fr-HS, Cypress, TX
SF	4	DERRICK TUCKER , 6-1, 200, So-1L, Manvel, TX
	14	Keldrick Carper, 6-2, 198, So-1L, Plain Dealing, LA

SPECIAL TEAMS

PLK	47	Seth Small, 5-11, 190, Fr-HS, Katy, TX
P	34	Braden Mann, 5-11, 190, Jr-2L, Houston, TX
KO	34	BRADEN MANN , 5-11, 190, Jr-2L, Houston, TX
SNP	45	AUSTIN FREY , 6-1, 220, Sr-3L, Tomball, TX

HOLD	34	Braden Mann, 5-11, 190, Jr-2L, Houston, TX
PR	6	Roshauud Paul, 6-0, 180, So-1L, Bremond, TX
KOR	6	Roshauud Paul, 6-0, 180, So-1L, Bremond, TX
	7	Jashaun Corbin, 6-0, 191, Fr-HS, Rockledge, FL
	22	Kwame Etwi, 5-9, 200, Sr-2L, Conroe, TX

BOLD CAPS -- denotes 2017 starter

PRONUNCIATION GUIDE

Audible pronunciations available on the online roster at 12thMan.com

OTARO ALAKA oh-TAR-oh ah-LOCK-ah,
 JHAMON AUSBON JAH-mon OZ-bun
 KE'UNDRE AZAKYTU KEY-andre as-a-CU-tee
 JASHAUN Corbin JAY-shawn
 QUARTNEY Davis courtney
 Kellen DIESCH deesh
 Justin DWORACZYK da-war-zick
 RONEY Elam ronnie
 Kwame ETWI ett-wee
 Austin FREY fry

Cullen GILLASPIA GILL-ess-pee-ah
 Camron HORRY OR-ee
 Kingsley KEKE KEY-KEY
 Jacob KIBODI kah-BO-dah
 Daniel LACAMERA lah-camera
 Justin MADUBUIKE MAD-aye-boo-kay
 KEYNEL McZeal KEY-nell
 IKENNA OKEKE EYE-ken-ah Oh-kay-kay
 Jake PAGEL pay-gell
 DEBIONE Renfro DEB-ee-own

TEXAS A&M ALPHABETICAL ROSTER

NAME	POS.	HT.	WT.	CL-EXP	HOMETOWN (HIGH SCHOOL/JC)
42 Otar Alaka	LB	6-3	240	Sr-3L	Houston, TX (Cypress Falls)
51 Riley Anderson	OL	6-5	295	So-SQ	Mineola, TX (Mineola)
2 Jhamon Ausbon	WR	6-2	220	So-1L	Houston, TX (IMG Academy (Fla))
42 Ke'Undre Azakytu	WR	6-0	190	So-SQ	Dallas, TX (Wilmer Hutchins)
63 Cagan Baldree	OL	6-4	285	So-SQ	Carthage, TX (Carthage)
86 Glenn Beal	TE	6-5	265	Fr-HS	New Orleans, LA (John Curtis)
48 Colton Bergt	OL	5-10	242	Fr-HS	Texarkana, TX (Liberty-Eylau)
72 Colten Blanton	OL	6-7	285	Fr-HS	Cypress, TX (Cy Ranch)
8 Connor Blumrick	QB	6-5	210	Fr-RS	Pearland, TX (Pearland)
57 Drew Boroughs	LB	6-1	200	Jr-SQ	Van, TX (Van)
30 Andrew Boykin	WR	6-1	180	Fr-RS	Austin, TX (Westlake)
29 Kurtis Bradicich	WR	5-11	160	Fr-RS	Iola, TX (Iola)
5 Bobby Brown	DL	6-4	282	Fr-HS	Arlington, TX (Lamar)
14 Camron Buckley	WR	6-2	190	So-1L	Cedar Hill, TX (Cedar Hill)
26 DeShawn Capers-Smith	DB	6-0	200	Sr-3L	New Orleans, LA (Warren Easton)
14 Keldrick Carper	DB	6-2	198	So-1L	Plain Dealing, LA (Plain Dealing)
82 Caleb Chapman	WR	6-5	210	Fr-HS	Friendswood, TX (Clear Brook)
22 Clifford Chattman	DB	6-5	195	So-1L	New Orleans, LA (McDonogh 35)
40 Connor Choate	DS	6-0	200	So-SQ	Coppell, TX (Coppell / Memphis)
16 Klyde Chriss	WR	6-0	175	So-1L	New Orleans, LA (Warren Easton)
27 John Clark	RB	5-8	210	So-SQ	Northbrook, IL (Glenbrook North)
60 Barton Clement	OL	6-3	315	Fr-HS	Missouri City, TX (Ft. Bend Marshall)
2 Micheal Clemons	DL	6-5	265	Jr-1L	Garland, TX (Sachse/Cisco (TX) JC)
7 Jashaun Corbin	RB	6-0	191	Fr-HS	Rockledge, FL (Rockledge)
1 Quartney Davis	WR	6-2	200	So-1L	Houston, TX (Langham Creek)
7 Mohamed Diallo	DL	6-4	320	Jr-TR	Toronto, Ontario (E. Commerce/Arizona Western)
74 Kellen Diesch	OL	6-5	310	So-SQ	Trophy Club, TX (Byron Nelson)
25 Tyrel Dodson	LB	6-2	242	Jr-2L	Franklin, TN (Centennial)
46 Landis Durham	DL	6-3	255	Sr-3L	Plano, TX (East)
68 Justin Dworaczky	OL	6-6	280	Jr-SQ	Houston, TX (Langham Creek)
27 Roney Elam	DB	6-2	192	Jr-2L	Newton, TX (Newton)
94 Landry Estes	DL	6-2	280	Sr-SQ	Trophy Club, TX (Byron Nelson)
22 Kwame Etwi	RB	5-9	200	Sr-2L	Conroe TX (Oak Ridge)
4 James Foster	QB	6-3	210	Fr-HS	Montgomery, AL (Lanier)
59 Miles Fowkes	OL	6-5	300	Fr-RS	Brownsville, TX (St. Joseph Academy)
45 Austin Frey	DS	6-1	220	Sr-3L	Tomball, TX (Homeschool)
28 Travon Fuller	DB	6-1	173	So-1L	Athens, TX (Athens)
67 Galen Gallagher	OL	6-4	276	Fr-HS	Orange Grove, TX (Orange Grove)
35 Riley Garner	LB	6-3	220	Sr-3L	College Station, TX (A&M Consolidated)
12 Cullen Gillaspia	FB	6-2	235	Sr-2L	Katy, TX (Taylor)
54 Carson Green	OL	6-6	300	So-1L	Southlake, TX (Carroll)
47 Jacob Groff	TE	6-2	196	Fr-RS	San Antonio, TX (Churchill)
15 Aaron Hansford	WR	6-3	240	So-1L	Washington, D.C. (St. John's College)
19 Anthony Hines III	LB	6-3	230	So-1L	Plano, TX (East)
73 Jared Hocker	OL	6-5	318	So-1L	North Richland Hills, TX (Birdville)
85 Camron Horry	DL	6-5	270	Fr-RS	Katy, TX (Taylor)
18 Antonio Howard	DB	5-10	195	Jr-1L	Miami, FL (Miami Lakes/Independence (KS) CC)
37 Mitchell Howard	DL	6-1	250	Jr-RS	Cypress, TX (Concordia Lutheran)
3 Vernon Jackson	RB	6-3	240	Fr-HS	Boling, TX (Boling)
79 Marcus "Tank" Jenkins	OL	6-3	325	Fr-HS	Montgomery, AL (Park Crossing)
16 Brian Johnson	LB	6-2	185	Fr-HS	Manvel, TX (Manvel)
1 Buddy Johnson	LB	6-2	225	So-1L	Dallas, TX (Kimball)
31 Marquez Johnson	RB	5-9	186	So-SQ	Dallas, TX (Pinkston)
3 Tyree Johnson	DL	6-4	250	Fr-RS	Washington, DC (St. John's College)
9 Hezekiah Jones	WR	5-11	194	So-1L	Stafford, TX (Stafford)
10 Myles Jones	DB	6-4	185	So-1L	Magnolia, TX (West)
8 Kingsley Keke	DL	6-4	305	Sr-3L	Richmond, TX (George Ranch)
35 Javonte Kemp	FB	5-10	215	Fr-HS	Arlington, TX (Lamar)
23 Jacob Kibodi	RB	6-2	220	So-1L	Baton Rouge, LA (Christian Life Academy)
36 Daniel LaCamera	PK	6-4	230	Sr-2L	Tarpon Springs, FL (East Lake)
24 Jagger LaRoe	QB	6-1	210	Fr-HS	Colleyville, TX (Heritage)
70 Connor Lanfear	OL	6-6	320	Sr-3L	Buda, TX (Buda)

NAME	POS.	HT.	WT.	CL-EXP	HOMETOWN (HIGH SCHOOL/JC)
53 John Locke	LB	6-2	204	So-SQ	Richmond, TX (Ft. Bend Travis)
91 Mark Mabry Jr.	DL	6-1	286	So-SQ	College Station, TX (Still Creek)
34 Daylon Mack	DL	6-1	320	Sr-3L	Gladewater, TX (Gladewater)
52 Justin Madubuikie	DL	6-3	300	So-1L	McKinney, TX (North)
56 Keeath Magee II	LB	6-0	225	So-1L	Houston, TX (Westfield)
34 Braden Mann	P/KO	5-11	190	Jr-2L	Houston, TX (Cypress Fair)
15 Jeremiah Martin	DL	6-5	240	Fr-HS	San Bernardino, CA (Cajon)
20 Reese Mason	WR	6-1	203	Fr-HS	Magnolia, TX (Magnolia)
75 Luke Matthews	OL	6-4	305	Fr-HS	Missouri City, TX (Elkins)
77 Ryan McCollum	OL	6-5	295	So-1L	Spring, TX (Klein Oak)
64 Erik McCoy	OL	6-4	315	Jr-2L	Lufkin, TX (Lufkin)
55 Kiante McCoy	LB	6-1	214	Fr-HS	Sweetwater, TX (Sweetwater)
88 Keynel McZeal	TE	6-2	235	Fr-RS	Port Neches, TX (Port Neches-Groves)
89 Justin Mellenbruch	FB	6-1	235	Fr-RS	Austin, TX (Westlake)
49 Ben Miles	FB	6-1	210	Fr-TR	Baton Rouge, La. (Catholic HS / Nebraska)
11 Kellen Mond	QB	6-2	210	So-1L	San Antonio, TX (IMG Academy (Fla.))
23 Jordan Moore	DB	5-11	192	Fr-HS	Yoakum, TX (Yoakum)
65 Dan Moore Jr.	OL	6-5	317	So-1L	Beaumont, TX (West Brook)
17 Devin Morris	DB	6-1	195	Fr-RS	Caldwell, TX (Caldwell)
90 T.D. Moton	DL	6-3	305	So-SQ	Shreveport, LA (Woodlawn)
20 Ikenna Okeke	LB	6-3	215	So-SQ	Smyrna, TN (Smyrna)
21 Charles Oliver	DB	6-2	202	Jr-2L	Fairfield, TX (Fairfield)
9 Leon O'Neal Jr.	DB	6-1	190	Fr-HS	Cypress, TX (Cypress Springs)
39 Jake Pagel	DS	6-2	212	Fr-RS	Dallas, TX (Jesuit)
83 Montel Parker	WR	6-2	185	Fr-HS	Dickinson, TX (Dickinson)
6 Roshauud Paul	WR	6-0	180	So-1L	Bremond, TX (Bremond)
92 Jayden Peevy	DL	6-6	300	So-1L	Bellaire, TX (Bellaire)
76 Colton Prater	OL	6-4	300	Jr-2L	Bossier City, LA (Airline)
13 Cade Prendergast	DB	6-3	190	Fr-RS	Prosper, TX (Prosper)
10 Jalen Preston	WR	6-2	212	Fr-HS	Manvel, TX (Manvel)
21 Deneric Prince	RB	6-1	196	Fr-HS	Manvel, TX (Manvel)
11 Larry Pryor	DB	6-0	212	Jr-2L	Sulphur Springs, TX (Sulphur Springs)
31 Gannon Rawlins	TE	6-3	230	So-SQ	Galveston, TX (Ball)
71 Grayson Reed	OL	6-5	320	Fr-RS	Cypress, TX (Cypress Creek)
29 Debione Renfro	DB	6-2	193	So-1L	Pearland, TX (Pearland)
46 Ryan Renick	TE	6-2	233	So-TR	Iola, TX (Iola/Kansas)
84 Moses Reynolds	DB	6-2	200	So-SQ	San Antonio, TX (Jay)
25 Cordarrian Richardson	RB	6-0	248	So-TR	Memphis, Tenn. (Trezevant HS / UCF)
38 Drew Riethman	PLK	6-0	195	So-SQ	Ft. Worth, TX (Nolan Catholic)
33 Ondario Robinson	DL	6-3	265	Fr-RS	Hutto, TX (Hutto)
99 Josh Rogers	DL	6-5	306	So-1L	Houston, TX (Christian)
13 Kendrick Rogers	WR	6-4	210	So-1L	Frankston, TX (Frankston)
28 A.J. Sanders	RB	5-10	200	So-SQ	The Woodlands, TX (College Park)
18 Bo Schneider	QB	6-2	230	Jr-SQ	Dallas, TX (Jesuit/Central Florida)
47 Greer Shetler	TE	6-4	225	Jr-1L	San Antonio, TX (Alamo Heights)
42 Seth Small	PLK	5-11	190	Fr-HS	Katy, TX (Katy)
32 Hunter Smith	WR	6-3	209	So-SQ	Pearland, TX (Pearland)
17 Nick Starkel	QB	6-3	218	So-1L	Argyle, TX (Liberty Christian)
81 Jace Sternberger	TE	6-4	250	Jr-TR	Kingfisher, OK (Kingfisher/NE Okla. A&M)
26 Charles Strong Jr.	RB	6-1	220	Fr-HS	Lake Butler, FL (Union County)
78 Keaton Sutherland	OL	6-5	315	Sr-3L	Flower Mound, TX (Marcus)
19 Colton Taylor	QB	6-3	205	So-SQ	Houston, TX (Memorial)
4 Derrick Tucker	DB	6-1	200	So-1L	Manvel, TX (Manvel)
58 Braden White	LB	5-11	220	So-1L	Florence, AL (Florence)
30 Cade Williams	WR	5-9	180	Fr-HS	College Station, TX (A&M Consolidated)
5 Trayveon Williams	RB	5-9	200	Jr-2L	Houston, TX (C.E. King)
6 Donovan Wilson	DB	6-1	207	Sr-3L	Shreveport, LA (Woodlawn)
40 Tyree Wilson	DL	6-6	230	Fr-HS	New London, TX (West Rusk)
80 Trevor Wood	TE	6-6	265	Gr-TR	Scottsdale, AZ (Chaparral)
93 Max Wright	DL	6-4	270	Fr-HS	Katy, TX (Katy Taylor)
24 Alex Zettler	S	6-0	190	Fr-HS	West Jordan, UT (Brighton)

TEXAS A&M NUMERICAL ROSTER

	NAME	POS.	HT.	WT.	CL-EXP	HOMETOWN (HIGH SCHOOL/JC)
1	Quartney Davis	WR	6-2	200	So-1L	Houston, TX (Langham Creek)
1	Buddy Johnson	LB	6-2	225	So-1L	Dallas, TX (Kimball)
2	Jhamon Ausbon	WR	6-2	220	So-1L	Houston, TX (IMG Academy (Fla))
2	Micheal Clemons	DL	6-5	265	Jr-1L	Garland, TX (Sachse/Cisco (TX) JC)
3	Vernon Jackson	RB	6-3	240	Fr-HS	Boling, TX (Boling)
3	Tyree Johnson	DL	6-4	250	Fr-RS	Washington, DC (St. John's College)
4	James Foster	QB	6-3	210	Fr-HS	Montgomery, AL (Lanier)
4	Derrick Tucker	DB	6-1	200	So-1L	Manvel, TX (Manvel)
5	Bobby Brown	DL	6-4	282	Fr-HS	Arlington, TX (Lamar)
5	Trayveon Williams	RB	5-9	200	Jr-2L	Houston, TX (C.E. King)
6	Roshauud Paul	WR	6-0	180	So-1L	Bremond, TX (Bremond)
6	Donovan Wilson	DB	6-1	207	Sr-3L	Shreveport, LA (Woodlawn)
7	Jashaun Corbin	RB	6-0	191	Fr-HS	Rockledge, FL (Rockledge)
7	Mohamed Diallo	DL	6-4	320	Jr-TR	Toronto, Ontario (E. Commerce/Arizona Western)
8	Connor Blumrick	QB	6-5	210	Fr-RS	Pearland, TX (Pearland)
8	Kingsley Keke	DL	6-4	305	Sr-3L	Richmond, TX (George Ranch)
9	Hezekiah Jones	WR	5-11	194	So-1L	Stafford, TX (Stafford)
9	Leon O'Neal Jr.	DB	6-1	190	Fr-HS	Cypress, TX (Cypress Springs)
10	Myles Jones	DB	6-4	185	So-1L	Magnolia, TX (West)
10	Jalen Preston	WR	6-2	212	Fr-HS	Manvel, TX (Manvel)
11	Kellen Mond	QB	6-2	210	So-1L	San Antonio, TX (IMG Academy (Fla.))
11	Larry Pryor	DB	6-0	212	Jr-2L	Sulphur Springs, TX (Sulphur Springs)
12	Cullen Gillaspia	FB	6-2	235	Sr-2L	Katy, TX (Taylor)
13	Cade Prendergast	DB	6-3	190	Fr-RS	Prosper, TX (Prosper)
13	Kendrick Rogers	WR	6-4	210	So-1L	Frankston, TX (Frankston)
14	Camron Buckley	WR	6-2	190	So-1L	Cedar Hill, TX (Cedar Hill)
14	Keldrick Carper	DB	6-2	198	So-1L	Plain Dealing, LA (Plain Dealing)
15	Aaron Hansford	WR	6-3	240	So-1L	Washington, D.C. (St. John's College)
15	Jeremiah Martin	DL	6-5	240	Fr-HS	San Bernardino, CA (Cajon)
16	Klyde Chriss	WR	6-0	175	So-1L	New Orleans, LA (Warren Easton)
16	Brian Johnson	LB	6-2	185	Fr-HS	Manvel, TX (Manvel)
17	Devin Morris	DB	6-1	195	Fr-RS	Caldwell, TX (Caldwell)
17	Nick Starkel	QB	6-3	218	So-1L	Argyle, TX (Liberty Christian)
18	Antonio Howard	DB	5-10	195	Jr-1L	Miami, FL (Miami Lakes/Independence (KS) CC)
18	Bo Schneider	QB	6-2	230	Jr-SQ	Dallas, TX (Jesuit/Central Florida)
19	Anthony Hines III	LB	6-3	230	So-1L	Plano, TX (East)
19	Colton Taylor	QB	6-3	205	So-SQ	Houston, TX (Memorial)
20	Reese Mason	WR	6-1	203	Fr-HS	Magnolia, TX (Magnolia)
20	Ikenna Okeke	LB	6-3	215	So-SQ	Smyrna, TN (Smyrna)
21	Deneric Prince	RB	6-1	196	Fr-HS	Manvel, TX (Manvel)
21	Charles Oliver	DB	6-2	202	Jr-2L	Fairfield, TX (Fairfield)
22	Clifford Chattman	DB	6-5	195	So-1L	New Orleans, LA (McDonogh 35)
22	Kwame Etwi	RB	5-9	200	Sr-2L	Conroe TX (Oak Ridge)
23	Jacob Kibodi	RB	6-2	220	So-1L	Baton Rouge, LA (Christian Life Academy)
23	Jordan Moore	DB	5-11	192	Fr-HS	Yoakum, TX (Yoakum)
24	Jagger LaRoe	QB	6-1	210	Fr-HS	Colleyville, TX (Heritage)
24	Alex Zettler	S	6-0	190	Fr-HS	West Jordan, UT (Brighton)
25	Tyrel Dodson	LB	6-2	242	Jr-2L	Franklin, TN (Centennial)
25	Cordarrion Richardson	RB	6-0	248	So-TR	Memphis, Tenn. (Trezevant HS / UCF)
26	DeShawn Capers-Smith	DB	6-0	200	Sr-3L	New Orleans, LA (Warren Easton)
26	Charles Strong Jr.	RB	6-1	220	Fr-HS	Lake Butler, FL (Union County)
27	John Clark	RB	5-8	210	So-SQ	Northbrook, IL (Glenbrook North)
27	Roney Elam	DB	6-2	192	Jr-2L	Newton, TX (Newton)
28	Travon Fuller	DB	6-1	173	So-1L	Athens, TX (Athens)
28	A.J. Sanders	RB	5-10	200	So-SQ	The Woodlands, TX (College Park)
29	Kurtis Bradicich	WR	5-11	160	Fr-RS	Iola, TX (Iola)
29	Debione Renfro	DB	6-2	193	So-1L	Pearland, TX (Pearland)
30	Andrew Boykin	WR	6-1	180	Fr-RS	Austin, TX (Westlake)
30	Cade Williams	WR	5-9	180	Fr-HS	College Station, TX (A&M Consolidated)
31	Marquez Johnson	RB	5-9	186	So-SQ	Dallas, TX (Pinkston)
31	Gannon Rawlins	TE	6-3	230	So-SQ	Galveston, TX (Ball)
32	Hunter Smith	WR	6-3	209	So-SQ	Pearland, TX (Pearland)

	NAME	POS.	HT.	WT.	CL-EXP	HOMETOWN (HIGH SCHOOL/JC)
33	Ondario Robinson	DL	6-3	265	Fr-RS	Hutto, TX (Hutto)
34	Daylon Mack	DL	6-1	320	Sr-3L	Gladewater, TX (Gladewater)
34	Braden Mann	P/KO	5-11	190	Jr-2L	Houston, TX (Cypress Fair)
35	Riley Garner	LB	6-3	220	Sr-3L	College Station, TX (A&M Consolidated)
35	Javonte Kemp	FB	5-10	215	Fr-HS	Arlington, TX (Lamar)
36	Daniel LaCamera	LB	6-4	230	Sr-2L	Tarpon Springs, FL (East Lake)
37	Mitchell Howard	DL	6-1	250	Jr-RS	Cypress, TX (Concordia Lutheran)
38	Drew Riethman	PLK	6-0	195	So-SQ	Ft. Worth, TX (Nolan Catholic)
39	Jake Pagel	DS	6-2	212	Fr-RS	Dallas, TX (Jesuit)
40	Connor Choate	DS	6-0	200	So-SQ	Coppell, TX (Coppell / Memphis)
40	Tyree Wilson	DL	6-6	230	Fr-HS	New London, TX (West Rusk)
42	Otaro Alaka	LB	6-3	240	Sr-3L	Houston, TX (Cypress Falls)
42	Ke'Undre Azakytu	WR	6-0	190	So-SQ	Dallas, TX (Wilmer Hutchins)
45	Austin Frey	DS	6-1	220	Sr-3L	Tomball, TX (Homeschool)
46	Landis Durham	DL	6-3	255	Sr-3L	Plano, TX (East)
46	Ryan Renick	TE	6-2	233	So-TR	Iola, TX (Iola/Kansas)
47	Jacob Groff	TE	6-2	196	Fr-RS	San Antonio, TX (Churchill)
47	Seth Small	PLK	5-11	190	Fr-HS	Katy, TX (Katy)
48	Colton Bergt	OL	5-10	242	Fr-HS	Texarkana, TX (Liberty-Eylau)
49	Ben Miles	FB	6-1	210	Fr-TR	Baton Rouge, La. (Catholic HS / Nebraska)
51	Riley Anderson	OL	6-5	295	So-SQ	Mineola, TX (Mineola)
52	Justin Madubuike	DL	6-3	300	So-1L	McKinney, TX (North)
53	John Locke	LB	6-2	204	So-SQ	Richmond, TX (Ft. Bend Travis)
54	Carson Green	OL	6-6	300	So-1L	Southlake, TX (Carroll)
55	Kiante McCoy	LB	6-1	214	Fr-HS	Sweetwater, TX (Sweetwater)
56	Keeath Magee II	LB	6-0	225	So-1L	Houston, TX (Westfield)
57	Drew Boroughs	LB	6-1	200	Jr-SQ	Van, TX (Van)
58	Braden White	LB	5-11	220	So-1L	Florence, AL (Florence)
59	Miles Fowkes	OL	6-5	300	Fr-RS	Brownsville, TX (St. Joseph Academy)
60	Barton Clement	OL	6-3	315	Fr-HS	Missouri City, TX (Ft. Bend Marshall)
63	Cagan Baldree	OL	6-4	285	So-SQ	Carthage, TX (Carthage)
64	Erik McCoy	OL	6-4	315	Jr-2L	Lufkin, TX (Lufkin)
65	Dan Moore Jr.	OL	6-5	317	So-1L	Beaumont, TX (West Brook)
67	Galen Gallagher	OL	6-4	276	Fr-HS	Orange Grove, TX (Orange Grove)
68	Justin Dworaczky	OL	6-6	280	Jr-SQ	Houston, TX (Langham Creek)
70	Connor Lanfear	OL	6-6	320	Sr-3L	Buda, TX (Buda)
71	Grayson Reed	OL	6-5	320	Fr-RS	Cypress, TX (Cypress Creek)
72	Colten Blanton	OL	6-7	285	Fr-HS	Cypress, TX (Cy Ranch)
73	Jared Hocker	OL	6-5	318	So-1L	North Richland Hills, TX (Birdville)
74	Kellen Diesch	OL	6-5	310	So-SQ	Trophy Club, TX (Byron Nelson)
75	Luke Matthews	OL	6-4	305	Fr-HS	Missouri City, TX (Elkins)
76	Colton Prater	OL	6-4	300	Jr-2L	Bossier City, LA (Airline)
77	Ryan McCollum	OL	6-5	295	So-1L	Spring, TX (Klein Oak)
78	Keaton Sutherland	OL	6-5	315	Sr-3L	Flower Mound, TX (Marcus)
79	Marcus "Tank" Jenkins	OL	6-3	325	Fr-HS	Montgomery, AL (Park Crossing)
80	Trevor Wood	TE	6-6	265	Gr-TR	Scottsdale, AZ (Chaparral)
81	Jace Sternberger	TE	6-4	250	Jr-TR	Kingfisher, OK (Kingfisher/NE Okla. A&M)
82	Caleb Chapman	WR	6-5	210	Fr-HS	Friendswood, TX (Clear Brook)
83	Montel Parker	WR	6-2	185	Fr-HS	Dickinson, TX (Dickinson)
84	Moses Reynolds	DB	6-2	200	So-SQ	San Antonio, TX (Jay)
85	Camron Horry	DL	6-5	270	Fr-RS	Katy, TX (Taylor)
86	Glenn Beal	TE	6-5	265	Fr-HS	New Orleans, LA (John Curtis)
87	Greer Shetler	TE	6-4	225	Jr-1L	San Antonio, TX (Alamo Heights)
88	Keynel McZeal	TE	6-2	235	Fr-RS	Port Neches, TX (Port Neches-Groves)
89	Justin Mellenbruch	FB	6-1	235	Fr-RS	Austin, TX (Westlake)
90	T.D. Moton	DL	6-3	305	So-SQ	Shreveport, LA (Woodlawn)
91	Mark Mabry Jr.	DL	6-1	286	So-SQ	College Station, TX (Still Creek)
92	Jayden Peevy	DL	6-6	300	So-1L	Bellaire, TX (Bellaire)
93	Max Wright	DL	6-4	270	Fr-HS	Katy, TX (Katy Taylor)
94	Landry Estes	DL	6-2	280	Sr-SQ	Trophy Club, TX (Byron Nelson)
99	Josh Rogers	DL	6-5	306	So-1L	Houston, TX (Christian)

2018 TEXAS A&M FOOTBALL STATISTICS

SCHEDULE / RESULTS / RECORD BREAKDOWN

Date	Opponent	Score	Overall	SEC	Start	Time	Temp	Attend
Thu Aug 30	NORTHWESTERN ST	W 59-7	1-0	0-0	7:30 PM	3:36	93°	95,855
Sat Sep 8	#2 CLEMSON	L 26-28	1-1	0-0	6:00 PM	3:31	81°	104,794
Sat Sep 15	ULM	W 48-10	2-1	0-0	6:30 PM	3:13	86°	96,727
Sat Sep 22 *	at #1 Alabama	L 23-45	2-2	0-1	2:30 PM	3:23	86°	101,821
Sat Sep 29 *	vs Arkansas /	W 24-17	3-2	1-1	11:00 AM	3:17	72°	55,383
Sat Oct 6 *	#13 KENTUCKY (OT)	W 20-14	4-2	2-1	6:00 PM	3:28	87°	99,829
Sat Oct 13 *	at South Carolina	W 26-23	5-2	3-1	2:30 PM	3:23	76°	76,871
Sat Oct 27 *	at Mississippi State							
Sat Nov 3 *	at Auburn							
Sat Nov 10 *	OLE MISS							
Sat Nov 17	UAB							
Sat Nov 24 *	LSU							

* - SEC Game / ! - at AT&T Stadium (Arlington, Texas)
Rankings reflected as AP/USA Today ranking at time of the game

TEAM STATISTICS

	A&M	OPPONENT
SCORING	226	144
Points Per Game	32.3	20.6
FIRST DOWNS	189	104
Rushing	81	35
Passing	93	54
Penalty	15	15
RUSHING YARDAGE	1430	571
Yards gained rushing	1640	717
Yards lost rushing	210	146
Rushing Attempts	297	176
Average Per Rush	4.8	3.2
Average Per Game	204.3	81.6
TDs Rushing	14	5
PASSING YARDAGE	1977	1692
Comp-Att-Int	148-239-5	119-205-3
Average Per Pass	8.3	8.3
Average Per Catch	13.4	14.2
Average Per Game	282.4	241.7
TDs Passing	11	13
TOTAL OFFENSE	3407	2263
Total Plays	536	381
Average Per Play	6.4	5.9
Average Per Game	486.7	323.3
KICK RETURNS: #-Yards	10-251 (25.1)	8-141 (17.6)
PUNT RETURNS: #-Yards	14-112 (8.0)	9-69 (7.7)
INT RETURNS: #-Yards	3-0	5-44
FUMBLES-LOST	8-4	9-1
PENALTIES-Yards	47-418	46-414
Average Per Game	59.7	59.1
PUNTS-Yards	27-1471	53-2276
Average Per Punt	54.5	42.9
TIME OF POSSESSION/Game	36:40	23:20
3RD-DOWN Conversions	36-90 (40%)	18-79 (23%)
4TH-DOWN Conversions	2-3 (67%)	1-2 (50%)
SACKS BY-Yards	17-81	23-131
FIELD GOALS-ATTEMPTS	13-19	3-7
ON-SIDE KICKS	0-1	0-1
RED-ZONE SCORES	(29-35) 83%	(10-15) 67%
RED-ZONE TOUCHDOWNS	(21-35) 60%	(9-15) 60%
PAT-ATTEMPTS	(25-25) 100%	(17-17) 100%
ATTENDANCE AVG	99,301	89,346

	2018 SEASON	UNDER FISHER
Overall	5-2	5-2
Home	3-1	3-1
Away	1-1	1-1
Neutral	1-0	1-0
SEC	3-1	3-1
Non-Conference	2-1	2-1
Overtime	0-0	0-0
Day	2-1	2-1
Night	3-1	3-1
Televised	5-2	5-2
Non-Televised	0-0	0-0
vs Top 25	1-2	1-2
vs Top 15	1-2	1-2
vs Top 10	0-2	0-2
vs Top 5	0-2	0-2
Scores First	4-1	4-1
Opponent Scores First	1-1	1-1
Leading after 1st Qtr	4-0	4-0
Trailing after 1st Qtr	1-2	1-2
Tied after 1st Qtr	0-0	0-0
Leading at Half	4-0	4-0
Trailing at Half	0-2	0-2
Tied at Half	1-0	1-0
Leading after 3rd Qtr	3-0	3-0
Trailing after 3rd Qtr	0-2	0-2
Tied after 3rd Qtr	2-0	2-0
Wins Coin Toss	2-0	2-0
Loses Coin Toss	3-2	3-2
Natural Grass	4-2	4-2
Artificial Surface	1-0	1-0

SCORE BY QUARTERS

	1st	2nd	3rd	4th	OT	Total
Texas A&M	41	71	43	65	6	226
Opponents	31	38	47	28	0	144

TEXAS A&M GAME-BY-GAME STATISTICS

OFFENSE

	Date	Opponent	RUSHING				RECEIVING				PASSING				KICK RETURNS				PUNT RETURNS				tot off
			No.	Yds	TD	Lg	No.	Yds	TD	Lg	C-A-I	Yds	TD	Lg	No	Yds	TD	Lg	No	Yds	TD	Lg	
AUG	30	NORTHWESTERN ST	61	503	5	73	23	255	3	34	23-35-0	255	3	34	1	13	0	13	3	9	0	4	758
SEPT	8	CLEMSON	32	71	0	23	23	430	3	69	23-40-0	430	3	69	2	34	0	18	2	25	0	14	501
	15	ULM	45	281	4	23	19	249	1	25	19-27-0	249	1	25	1	19	0	19	0	0	0	0	530
	22	at Alabama	28	130	1	54	23	263	1	26	23-44-2	263	1	26	1	15	0	15	0	0	0	0	393
	29	vs Arkansas	46	176	2	16	17	201	0	26	17-26-2	201	0	26	2	110	1	100	3	-2	0	1	377
OCT	6	KENTUCKY	45	164	1	21	18	226	2	46	18-30-1	226	2	46	1	12	0	12	4	65	0	43	390
	13	at South Carolina	40	105	1	16	25	353	1	53	25-37-0	353	1	53	2	48	0	25	2	15	0	15	458
	27	at Mississippi State																					
NOV	3	at Auburn																					
	10	OLE MISS																					
	17	UAB																					
	24	LSU																					
		TEXAS A&M	297	1430	14	73	148	1977	11	69	148-239-5	1977	11	69	10	251	1	100	14	112	0	43	3407
		OPPONENTS	176	571	5	35	119	1692	13	71	119-205-3	1692	13	71	8	141	0	29	9	69	0	32	2263

DEFENSE

	Date	Opponent	TACKLES			TFL-Yds	SACKS No-Yds	FUMBLES		Int-Yds	QBH	Pass Brk	Blkd Kick	Kicks Att-Mad	2-Pt Conv		Saf	Pts
			Solo	Ast	Total			FF	FR-Yds						Run	Rcv		
AUG	30	NORTHWESTERN ST	20	16	36	5.0-9	0.0-0	0	0-0	0-0	3	7	0	8-8	0	0	0	59
SEPT	8	CLEMSON	26	26	52	7.0-21	1.0-8	0	0-0	0-0	3	1	0	2-2	0	0	0	26
	15	ULM	27	30	57	6.0-18	4.0-13	0	0-0	1-0	2	4	1	6-6	0	0	0	48
	22	at Alabama	37	22	59	7.0-26	0.0-0	1	0-0	0-0	1	1	0	2-2	0	0	0	23
	29	vs Arkansas	25	22	47	9.0-32	5.0-25	0	0-0	1-0	2	4	0	3-3	0	0	0	24
OCT	6	KENTUCKY	26	24	50	8.0-32	6.0-25	2	0-0	0-0	3	2	0	2-2	0	0	0	20
	13	at South Carolina	30	8	38	2.0-13	1.0-10	1	1-0	1-0	4	3	0	2-2	0	0	0	26
	27	at Mississippi State																
NOV	3	at Auburn																
	10	OLE MISS																
	17	UAB																
	24	LSU																
		TEXAS A&M	191	148	339	44.0-151	17.0-81	4	1-0	3-0	18	22	1	25-25	0	0	0	226
		OPPONENTS	312	218	530	44.0-177	23.0-131	6	4-49	5-44	28	24	1	17-17	0	2	0	144

SPECIAL TEAMS

	Date	Opponent	No	Yds	Avg	PUNTING					FIELD GOALS				KICKOFFS				
						Long	Blkd	TB	FC	50+	I20	Att-Made	Lg	Blkd	No	Yds	Avg	TB	OB
AUG	30	NORTHWESTERN ST	2	105	52.5	60	0	1	0	1	1	1-1	52	0	10	645	64.5	6	0
SEPT	8	CLEMSON	5	275	55.0	73	0	1	1	2	1	4-2	40	1	5	325	65.0	4	0
	15	ULM	2	85	42.5	47	0	0	1	0	1	2-2	40	0	9	578	64.2	6	1
	22	at Alabama	5	304	60.8	65	0	3	0	5	1	3-3	52	0	6	390	65.0	6	0
	29	vs Arkansas	4	195	48.8	65	0	1	2	2	2	3-1	30	0	5	325	65.0	4	0
OCT	6	KENTUCKY	5	298	59.6	82	0	2	0	4	2	1-0	0	0	3	195	65.0	3	0
	13	at South Carolina	4	209	52.2	67	0	1	1	3	1	5-4	52	0	6	391	65.2	4	0
	27	at Mississippi State																	
NOV	3	at Auburn																	
	10	OLE MISS																	
	17	UAB																	
	24	LSU																	
		TEXAS A&M	27	1471	54.5	82	0	9	5	17	9	19-13	52	1	44	2849	64.8	33	1
		OPPONENTS	53	2276	42.9	63	0	1	22	18	18	7-3	47	1	27	1562	57.9	9	2

RED ZONE

	Date	Opponent	Score	Times In RZ	Times Scored	Pts	Total TDs	Rush TDs	Pass TDs	FGs Made	Failed to score inside Red Zone					
											FGA	Downs	Int	Fumb	Half	Game
AUG	30	NORTHWESTERN STATE	W 59-7	7	6	42	6	3	3	0	0	0	0	0	1	0
SEPT	8	CLEMSON	L 26-28	4	3	17	2	0	2	1	1	0	0	0	0	0
	15	ULM	W 48-10	6	6	38	5	4	1	1	0	0	0	0	0	0
	22	at Alabama	L 23-45	5	4	20	2	1	1	2	0	0	0	0	1	0
	29	vs Arkansas	W 24-17	5	3	17	2	2	0	1	2	0	0	0	0	0
OCT	6	KENTUCKY	W 20-14	3	2	13	2	1	1	0	1	0	0	0	0	0
	13	at South Carolina	W 26-23	5	5	23	2	1	1	3	0	0	0	0	0	0
	27	at Mississippi State														
NOV	3	at Auburn														
	10	OLE MISS														
	17	UAB														
	24	LSU														
		TEXAS A&M – 29 OF 35 (82.9%)		35	29	170	21	12	9	8	4	0	0	0	2	0
		OPPONENTS – 10 OF 15 (66.7%)		15	10	66	9	5	4	1	3	1	1	0	0	0

OPPONENT GAME-BY-GAME STATISTICS

OFFENSE

	Date	Opponent	RUSHING				RECEIVING				PASSING				KICK RETURNS				PUNT RETURNS				tot off
			No.	Yds	TD	Lg	No.	Yds	TD	Lg	C-A-I	Yds	TD	Lg	No	Yds	TD	Lg	No	Yds	TD	Lg	
AUG	30	NORTHWESTERN ST	13	21	0	6	18	230	1	71	18-35-0	230	1	71	3	66	0	29	1	0	0	0	251
SEPT	8	CLEMSON	32	115	2	28	17	298	2	64	17-27-0	298	2	64	1	16	0	16	2	9	0	9	413
	15	ULM	29	125	0	29	15	225	1	44	15-28-1	225	1	44	1	16	0	16	0	0	0	0	350
	22	at Alabama	28	109	2	35	25	415	4	57	25-33-0	415	4	57	0	0	0	0	2	25	0	15	524
	29	vs Arkansas	26	55	1	25	14	193	1	36	14-27-1	193	1	36	1	11	0	11	0	0	0	0	248
OCT	6	KENTUCKY	30	70	0	11	13	108	1	54	13-20-0	108	1	54	0	0	0	0	2	1	0	5	178
	13	at South Carolina	18	76	0	27	17	223	3	33	17-35-1	223	3	33	2	32	0	20	2	34	0	32	299
	27	at Mississippi State																					
NOV	3	at Auburn																					
	10	OLE MISS																					
	17	UAB																					
	24	LSU																					
		OPPONENTS	176	571	5	35	119	1692	13	71	119-205-3	1692	13	71	8	141	0	29	9	69	0	32	2263
		TEXAS A&M	297	1430	14	73	148	1977	11	69	148-239-5	1977	11	69	10	251	1	100	14	112	0	43	3407

DEFENSE

			TACKLES			SACKS		FUMBLES					Pass	Blkd	Kicks	2-Pt Conv			
	Date	Opponent	Solo	Ast	Total	TFL-Yds	No-Yds	FF	FR-Yds	Int-Yds	QBH	Brk	Kick	Att-Mad	Run	Rcv	Saf	Pts	
AUG	30	NORTHWESTERN ST	52	50	102	3.0-20	2.0-17	2	1-6	0-0	3	1	0	1-1	0	0	0	7	
SEPT	8	CLEMSON	41	24	65	10.0-41	4.0-19	3	2-3	0-0	6	6	1	4-4	0	0	0	28	
	15	ULM	36	42	78	3.0-7	1.0-4	0	0-0	0-0	2	2	0	1-1	0	0	0	10	
	22	at Alabama	38	22	60	10.0-34	7.0-31	0	0-0	2-20	12	5	0	6-6	0	0	0	45	
	29	vs Arkansas	43	36	79	4.0-19	3.0-18	0	0-0	2-5	0	1	0	2-2	0	0	0	17	
OCT	6	KENTUCKY	46	28	74	9.0-35	4.0-27	1	1-40	1-19	2	3	0	2-2	0	0	0	14	
	13	at South Carolina	55	18	73	5.0-21	2.0-15	0	0-0	0-0	4	5	0	1-1	0	2	0	23	
	27	at Mississippi State																	
NOV	3	at Auburn																	
	10	OLE MISS																	
	17	UAB																	
	24	LSU																	
		OPPONENTS	312	218	530	44.0-177	23.0-131	6	4-49	5-44	28	24	1	17-17	0	2	0	144	
		TEXAS A&M	191	148	339	44.0-151	17.0-81	4	1-0	3-0	18	22	1	25-25	0	0	0	226	

SPECIAL TEAMS

	Date	Opponent	PUNTING						FIELD GOALS						KICKOFFS				
			No	Yds	Avg	Long	Blkd	TB	FC	50+	I20	Att-Made	Lg	Blkd	No	Yds	Avg	TB	OB
AUG	30	NORTHWESTERN ST	9	379	42.1	54	0	0	2	3	4	2-0	0	0	2	115	57.5	0	1
SEPT	8	CLEMSON	8	321	40.1	51	0	0	4	2	3	0-0	0	0	5	321	64.2	3	0
	15	ULM	6	223	37.2	42	0	1	4	0	1	2-1	27	1	3	171	57.0	1	0
	22	at Alabama	6	216	36.0	51	0	0	1	2	3	1-1	47	0	7	437	62.4	2	1
	29	vs Arkansas	8	346	43.2	50	0	0	3	2	1	1-1	47	0	4	188	47.0	0	0
OCT	6	KENTUCKY	10	487	48.7	63	0	0	4	4	3	1-0	0	0	3	179	59.7	2	0
	13	at South Carolina	6	304	50.7	61	0	0	4	5	3	0-0	0	0	3	190	63.3	1	0
	27	at Mississippi State																	
NOV	3	at Auburn																	
	10	OLE MISS																	
	17	UAB																	
	24	LSU																	
		OPPONENTS	53	2276	42.9	63	0	1	22	18	18	7-3	47	1	27	1562	57.9	9	2
		TEXAS A&M	27	1471	54.5	82	0	9	5	17	9	19-13	52	1	44	2849	64.8	33	1

RED ZONE

	Date	Opponent	Score	Times In RZ	Times Scored	Pts	Total TDs	Rush TDs	Pass TDs	FGs Made	Failed to score inside Red Zone					
											FGA	Downs	Int	Fumb	Half	Game
AUG	30	NORTHWESTERN STATE	W 59-7	1	0	0	0	0	0	0	1	0	0	0	0	0
SEPT	8	CLEMSON	L 26-28	4	3	21	3	2	1	0	0	1	0	0	0	0
	15	ULM	W 48-10	3	2	10	1	0	1	1	1	0	0	0	0	0
	22	at Alabama	L 23-45	3	3	21	3	2	1	0	0	0	0	0	0	0
	29	vs Arkansas	W 24-17	1	1	7	1	1	0	0	0	0	0	0	0	0
OCT	6	KENTUCKY	W 20-14	1	0	0	0	0	0	0	1	0	0	0	0	0
	13	at South Carolina	W 26-23	2	1	7	1	0	1	0	0	0	1	0	0	0
	27	at Mississippi State														
NOV	3	at Auburn														
	10	OLE MISS														
	17	UAB														
	24	LSU														
		OPPONENTS – 10 OF 15 (66.7%)		15	10	66	9	5	4	1	3	1	1	0	0	0
		TEXAS A&M – 29 OF 35 (82.9%)		35	29	170	21	12	9	8	4	0	0	0	2	0

TEAM COMPARISON GAME-BY-GAME

	Date	Opponent	Score	Total	FIRST DOWNS			RUSHING Number-Yards	PASSING		TOTAL OFFENSE Plays-Yards	Return Yards	Turnovers
					Rush	Pass	Pen		Comp-Att-Int	Yards			
AUG	30	NORTHWESTERN ST	59-7	40/13	24/2	14/5	2/6	61-503/13-21	23-35-0/18-35-0	255/230	96-758/48-251	22/72	1/0
SEPT	8	CLEMSON	26-28	25/14	4/6	18/7	3/1	32-71/32-115	23-40-0/17-27-0	430/298	72-501/59-413	59/28	2/0
	15	ULM	48-10	32/15	18/7	12/7	2/1	45-281/29-125	19-27-0/15-28-1	249/225	72-530/57-350	19/16	0/1
	22	at Alabama	23-45	24/24	7/6	15/16	2/2	28-200/28-109	23-44-2/25-33-0	263/415	72-463/61-524	15/45	2/0
	29	vs Arkansas	24-17	24/11	11/3	10/8	3/0	46-176/26-55	17-26-2/14-27-1	201/193	72-377/53-248	108/16	2/1
OCT	6	KENTUCKY	20-14	21/8	10/5	9/3	2/0	45-164/30-70	18-30-1/13-20-0	226/108	75-390/50-178	77/60	2/0
	13	at South Carolina	26-23	25/19	9/6	15/8	1/5	40-105/18-76	25-37-0/17-35-1	353/223	77-458/53-299	63/66	0/2
	27	at Mississippi State											
NOV	3	at Auburn											
	10	OLE MISS											
	17	UAB											
	24	LSU											
TOTALS			226-144	189/104	81/35	93/54	15/15	297-1430/176-571	148-239-5/119-205-3	1977/1692	536-3407/381-2263	363/303	9/4

	Date	Opponent	3rd Down Conversions	4th Down Conversions	Time of Possession	TOP Margin	Avg Yds/Rush	Avg Yds/Pass	Avg Yds/Play	Punting Number-Avg	Penalties Number-Yards
AUG	30	NORTHWESTERN ST	8-11/1-12	0-0/0-0	41:03/18:57	22:06	8.2/1.6	7.3/6.6	7.9/5.2	2-52.5/9-42.1	8-95/11-93
SEPT	8	CLEMSON	6-16/4-13	0-0/0-1	33:52/26:08	7:44	2.2/3.6	10.8/11.0	7.0/7.0	5-55.0/8-40.1	5-32/4-49
	15	ULM	7-11/2-10	0-0/0-0	34:53/25:07	9:46	6.2/4.3	9.2/8.0	7.4/6.1	2-42.5/6-37.2	5-55/4-38
	22	at Alabama	3-12/4-10	0-0/0-0	32:36/27:24	5:12	7.1/3.9	6.0/12.6	6.4/8.6	5-60.8/6-36.0	4-50/9-82
	29	vs Arkansas	2-10/3-12	1-1/0-0	36:56/23:04	13:52	3.8/2.1	7.7/7.1	5.2/4.7	4-48.8/8-43.2	7-44/6-61
OCT	6	KENTUCKY	7-17/2-13	1-2/0-0	34:58/25:02	9:56	3.6/2.3	7.5/5.4	5.2/3.6	5-59.6/10-48.7	6-25/8-52
	13	at South Carolina	3-13/2-9	0-0/1-1	42:20/17:40	24:40	2.6/4.2	9.5/6.4	5.9/5.6	4-52.2/6-50.7	12-117/4-39
	27	at Mississippi State									
NOV	3	at Auburn									
	10	OLE MISS									
	17	UAB									
	24	LSU									
TOTALS			36-90/18-79	2-3/1-2	256:38/163:22	93:16	4.8/3.2	8.3/8.3	6.4/5.9	27-54.5/53-42.9	418/414

numbers formatted in team/opponent format

TEXAS A&M INDIVIDUAL STATISTICS

RUSHING

	GP	Att	Gain	Loss	Net	Avg	TD	Long	Avg/G
5 T. Williams	7	139	825	27	798	5.7	8	73	114.0
11 Kellen Mond	7	83	398	143	255	3.1	4	54	36.4
7 Jashaun Corbin	6	33	170	1	169	5.1	1	16	28.2
22 Kwame Etwi	4	14	103	1	102	7.3	1	17	25.5
3 Vernon Jackson	6	7	49	0	49	7.0	0	22	8.2
23 Jacob Kibodi	2	3	26	0	26	8.7	0	15	13.0
21 Deneric Prince	1	2	21	0	21	10.5	0	18	21.0
8 Connor Blumrick	1	3	20	0	20	6.7	0	19	20.0
26 Charles Strong Jr.	1	4	12	0	12	3.0	0	6	12.0
1 Quartney Davis	7	1	11	0	11	11.0	0	11	1.6
12 C. Gillaspia	7	1	5	0	5	5.0	0	5	0.7
17 Nick Starkel	4	1	0	6	-6	-6.0	0	0	-1.5
TOTAL	7	297	1640	210	1430	4.8	14	73	204.3
OPPONENTS	7	176	717	146	571	3.2	5	35	81.6

PASSING

	GP	Effic	Cmp-Att-Int	Pct	Yds	TD	Lng	Avg/G
11 Kellen Mond	7	143.08	132-214-5	61.7	1800	10	69	257.1
17 Nick Starkel	4	147.71	15-22-0	68.2	169	1	25	42.2
8 Connor Blumrick	1	167.20	1-1-0	100.0	8	0	8	8.0
TOTAL	7	142.41	148-239-5	61.9	1977	11	69	282.4
OPPONENTS	7	145.38	119-205-3	58.0	1692	13	71	241.7

RECEIVING

	GP	No.	Yds	Avg	TD	Long	Avg/G
81 J. Sternberger	7	29	496	17.1	6	53	70.9
1 Quartney Davis	7	24	310	12.9	2	30	44.3
14 Camron Buckley	7	22	329	15.0	0	69	47.0
2 Jhamon Ausbon	5	15	221	14.7	0	26	44.2
13 Kendrick Rogers	6	15	204	13.6	2	30	34.0
5 T. Williams	7	13	137	10.5	0	32	19.6
9 Hezekiah Jones	7	9	75	8.3	0	11	10.7
7 Jashaun Corbin	6	7	56	8.0	0	15	9.3
6 Roshauud Paul	7	6	70	11.7	0	25	10.0
12 C. Gillaspia	7	3	25	8.3	0	21	3.6
22 Kwame Etwi	4	1	16	16.0	0	16	4.0
10 Jalen Preston	7	1	14	14.0	1	14	2.0
80 Trevor Wood	7	1	8	8.0	0	8	1.1
46 Ryan Renick	6	1	8	8.0	0	8	1.3
30 Andrew Boykin	1	1	8	8.0	0	8	8.0
TOTAL	7	148	1977	13.4	11	69	282.4
OPPONENTS	7	119	1692	14.2	13	71	241.7

TOTAL OFFENSE

	GP	Plays	Rush	Pass	Total	Avg/G
11 Kellen Mond	7	297	255	1800	2055	293.6
5 T. Williams	7	139	798	0	798	114.0
7 Jashaun Corbin	6	33	169	0	169	28.2
17 Nick Starkel	4	23	-6	169	163	40.8
22 Kwame Etwi	4	14	102	0	102	25.5
3 Vernon Jackson	6	7	49	0	49	8.2
8 Connor Blumrick	1	4	20	8	28	28.0
23 Jacob Kibodi	2	3	26	0	26	13.0
21 Deneric Prince	1	2	21	0	21	21.0
26 Charles Strong Jr.	1	4	12	0	12	12.0
1 Quartney Davis	7	1	11	0	11	1.6
12 C. Gillaspia	7	1	5	0	5	0.7
TOTAL	7	536	1430	1977	3407	486.7
OPPONENTS	7	381	571	1692	2263	323.3

TEXAS A&M INDIVIDUAL STATISTICS

ALL-PURPOSE

	G	Rush	Rec	PR	KOR	IR	Tot	Avg/G
5 T. Williams	7	798	137	0	0	0	935	133.6
81 J. Sternberger	7	0	496	0	0	0	496	70.9
7 Jashaun Corbin	6	169	56	0	148	0	373	62.2
14 Camron Buckley	7	0	329	0	0	0	329	47.0
1 Quartney Davis	7	11	310	0	0	0	321	45.9
11 Kellen Mond	7	255	0	0	0	0	255	36.4
6 Roshauud Paul	7	0	70	112	43	0	225	32.1
2 Jhamon Ausbon	5	0	221	0	0	0	221	44.2
13 Kendrick Rogers	6	0	204	0	0	0	204	34.0
22 Kwame Etwi	4	102	16	0	50	0	168	42.0
9 Hezekiah Jones	7	0	75	0	0	0	75	10.7
3 Vernon Jackson	6	49	0	0	0	0	49	8.2
12 C. Gillaspia	7	5	25	0	0	0	30	4.3
23 Jacob Kibodi	2	26	0	0	0	0	26	13.0
21 Deneric Prince	1	21	0	0	0	0	21	21.0
8 Connor Blumrick	1	20	0	0	0	0	20	20.0
46 Ryan Renick	6	0	8	0	10	0	18	3.0
10 Jalen Preston	7	0	14	0	0	0	14	2.0
26 Charles Strong Jr.	1	12	0	0	0	0	12	12.0
30 Andrew Boykin	1	0	8	0	0	0	8	8.0
80 Trevor Wood	7	0	8	0	0	0	8	1.1
17 Nick Starkel	4	-6	0	0	0	0	-6	-1.5
TOTAL	6	1325	1624	97	203	0	3249	541.5
OPPONENTS	6	495	1469	35	109	44	2152	358.7

FIELD GOALS

	FGM-FGA	Pct	01-19	20-29	30-39	40-49	50-99	Lg	Blk
47 Seth Small	10-14	71.4	0-0	2-2	5-7	1-3	2-2	52	0
36 Daniel LaCamera	3-5	60.0	0-0	0-1	0-0	2-2	1-2	52	1
TOTAL	13-19	68.4	0-0	2-3	5-7	3-4	3-4	52	1

FG SEQUENCE	TEXAS A&M	OPPONENTS
NORTHWESTERN ST	(52)	47,39
CLEMSON	26,(40),50,(40)	-
ULM	(40),(36)	(27),28
at Alabama	(52),(32),(25)	(47)
vs Arkansas	(30),36,33	(47)
KENTUCKY	40	43
at South Carolina	(52),42,(20),(32),(39)	-
at Mississippi State		
at Auburn		
OLE MISS		
UAB		
LSU		

Numbers in (parentheses) indicate field goal was made. * blocked

PUNTING

	No.	Yds	Avg	Long	TB	FC	I20	50+	Blkd
34 Braden Mann	27	1471	54.5	82	9	5	9	17	0
TOTAL	27	1471	54.5	82	9	5	9	17	0
OPPONENTS	53	2276	42.9	63	1	22	18	18	0

KICKOFFS

	No.	Yds	Avg	TB	OB	Retn	Net	YdLn
34 Braden Mann	44	2849	64.8	33	1			
TOTAL	44	2849	64.8	33	1	141	42.8	22
OPPONENTS	27	1562	57.9	9	2	251	40.2	24

SCORING

		Td	FGs	Kick	Rush	Rcv	Pass	DXP	Saf	Points
5 T. Williams	8	0-0	0-0	0-0	0	0-0	0	0	0	48
47 Seth Small	0	10-14	15-15	0-0	0	0-0	0	0	0	45
81 J. Sternberger	6	0-0	0-0	0-0	0	0-0	0	0	0	36
11 Kellen Mond	4	0-0	0-0	0-0	0	0-1	0	0	0	24
36 Daniel LaCamera	0	3-5	10-10	0-0	0	0-0	0	0	0	19
1 Quartney Davis	2	0-0	0-0	0-0	0	0-0	0	0	0	12
13 Kendrick Rogers	2	0-0	0-0	0-0	0	0-0	0	0	0	12
7 Jashaun Corbin	2	0-0	0-0	0-0	0	0-0	0	0	0	12
10 Jalen Preston	1	0-0	0-0	0-0	0	0-0	0	0	0	6
25 Tyrel Dodson	1	0-0	0-0	0-0	0	0-0	0	0	0	6
22 Kwame Etwi	1	0-0	0-0	0-0	0	0-0	0	0	0	6
TOTAL	27	13-19	25-25	0-0	0	0-1	0	0	0	226
OPPONENTS	19	3-7	17-17	0-0	2	2-2	0	0	0	144

INTERCEPTIONS

	No.	Yds	Avg	TD	Long
6 Donovan Wilson	1	0	0.0	0	0
11 Larry Pryor	1	0	0.0	0	0
21 Charles Oliver	1	0	0.0	0	0
TOTAL	3	0	0.0	0	0
OPPONENTS	5	44	8.8	0	20

PUNT RETURNS

	No.	Yds	Avg	TD	Long
6 Roshauud Paul	14	112	8.0	0	43
TOTAL	14	112	8.0	0	43
OPPONENTS	9	69	7.7	0	32

KICK RETURNS

	No.	Yds	Avg	TD	Long
7 Jashaun Corbin	3	148	49.3	1	100
6 Roshauud Paul	3	43	14.3	0	18
22 Kwame Etwi	3	50	16.7	0	19
46 Ryan Renick	1	10	10.0	0	10
TOTAL	10	251	25.1	1	100
OPPONENTS	8	141	17.6	0	29

FUMBLE RETURNS

	No.	Yds	Avg	TD	Long
25 Tyrel Dodson	0	0	0.0	1	0
TOTAL	0	0	0.0	1	0
OPPONENTS	3	49	16.3	1	40

TEXAS A&M DEFENSIVE STATISTICS

		GP	Tackles			Sacks		Pass Def			Fumbles		Blkd Kick	Saf
			Solo	Ast	Total	TFL/Yds	No-Yds	Int-Yds	BrUp	QBH	Rcv-Yds	FF		
42	Otaru Alaka	7	22	18	40	6.5-24	1.0-9	.	1	1	.	1	.	.
6	Donovan Wilson	7	20	19	39	2.0-12	1.0-8	1-0
46	Landis Durham	7	14	15	29	6.5-22	4.0-19	.	1	4
26	D. Capers-Smith	7	16	13	29	3.5-7	.	.	2
25	Tyrel Dodson	7	19	10	29	2.0-3	0.5-0	.	2	1	1-0	.	.	.
8	Kingsley Keke	7	11	15	26	7.0-26	4.5-17	.	.	1
21	Charles Oliver	7	12	8	20	1.0-4	.	1-0	5	1
4	Derrick Tucker	7	15	4	19	.	.	.	1
52	J. Madubuike	7	9	8	17	5.5-26	3.0-15	.	1	4	.	2	.	.
34	Daylon Mack	7	8	5	13	3.0-14	2.0-11	.	1	3	.	.	1	.
29	Debione Renfro	7	10	1	11	.	.	.	3
5	Bobby Brown, III	7	3	5	8	1.0-3	.	.	.	1
1	Buddy Johnson	6	4	3	7	2.5-3
11	Larry Pryor	7	4	3	7	1.0-1	.	1-0
9	Leon O'Neal Jr.	7	4	3	7	1.0-3
3	Tyree Johnson	7	1	5	6	0.5-1	.	.	.	2
14	Keldrick Carper	5	4	2	6	.	.	.	2
12	C. Gillaspia	7	4	.	4
28	Travon Fuller	7	3	1	4
16	Brian Johnson	7	.	3	3
56	Keeath Magee II	2	1	1	2
93	Max Wright	7	.	2	2
92	Jayden Peevy	7	.	2	2	.	.	.	1
34	Braden Mann	7	2	.	2	1	.	.
90	T.D. Moton	2	1	.	1	1.0-2	1.0-2
9	Hezekiah Jones	7	1	.	1
73	Jared Hocker	7	1	.	1
1	Quartney Davis	7	.	1	1
45	Austin Frey	7	.	1	1
15	Jeremiah Martin	7	1	.	1
11	Kellen Mond	7	1	.	1
27	Roney Elam	7	1
17	Myles Jones	6	1
TOTAL		7	191	148	339	44-151	17-81	3-0	22	18	1-0	4	1	.
OPPONENTS		7	312	218	530	44.0-177	23-131	5-44	24	28	4-49	6	1	.

LEADERS

SOLO TACKLES

42 O. Alaka.....	22
6 D. Wilson.....	20
25 T. Dodson.....	19
26 D. Capers-Smith.....	16
4 D. Tucker.....	15

ASSISTED TACKLES

6 D. Wilson.....	19
42 O. Alaka.....	18
8 K. Keke.....	15
46 L. Durham.....	15
26 D. Capers-Smith.....	13

TACKLES FOR LOSS/YDS

8 K. Keke.....	7.0/26
42 O. Alaka.....	6.5/24
46 L. Durham.....	6.5/22
52 J. Madubuike.....	5.5/26
26 D. Capers-Smith.....	3.5/7

QB SACKS/YDS

8 K. Keke.....	4.5/17
46 L. Durham.....	4.0/19
52 J. Madubuike.....	3.0/15
34 D. Mack.....	2.0/11
42 O. Alaka.....	1.0/9

SPECIAL TEAMS TACKLES

12 C. Gillaspia.....	4
6 D. Wilson.....	3
16 B. Johnson.....	3
9 L. O'Neal.....	2
34 B. Mann.....	1
42 O. Alaka.....	1
11 L. Pryor.....	1

PARTICIPATION CHART

	Name	GP/GS	NSU	CLEM	ULM	BAMA	ARK	UK	SC	MSU	AUB	OM	UAB	LSU
9	Leon ONeal Jr.	7/-	XXX	XXX	XXX	XXX	XXX	XXX	XXX					
42	Otar Alaka	7/7	START	START	START	START	START	START	START					
51	Riley Anderson	2/-	XXX	...	XXX					
2	Jhamon Ausbon	5/5	START	START	START	START	START					
63	Cagan Baldree	1/-	XXX					
86	Glen Beal	6/-	XXX	...	XXX	XXX	XXX	XXX	XXX					
72	Colton Blanton	2/-	XXX	XXX					
8	Connor Blumrick	1/-	XXX					
30	Andrew Boykin	1/-	XXX					
5	Bobby Brown	7/-	XXX	XXX	XXX	XXX	XXX	XXX	XXX					
14	Camron Buckley	7/1	XXX	XXX	START	XXX	XXX	XXX	XXX					
26	D. Capers-Smith	7/6	START	START	START	START	XXX	START	START					
14	Keldrick Carper	5/-	XXX	XXX	XXX	XXX	XXX					
82	Caleb Chapman	2/-	XXX	XXX					
16	Klyde Chriss	2/-	XXX	...	XXX					
7	Jashaun Corbin	6/1	XXX	...	XXX	XXX	XXX	XXX	START					
1	Quartney Davis	7/6	START	XXX	START	START	START	START	START					
7	Mohamed Diallo	1/-	XXX					
74	Kellen Diesch	4/-	XXX	...	XXX	XXX	XXX					
25	Tyrel Dodson	7/7	START	START	START	START	START	START	START					
46	Landis Durham	7/7	START	START	START	START	START	START	START					
68	J. Dworaczyk	2/-	XXX	...	XXX					
27	Roney Elam	7/-	XXX	XXX	XXX	XXX	XXX	XXX	XXX					
94	Landry Estes	1/-	XXX					
22	Kwame Etwi	4/-	XXX	XXX	XXX	XXX					
45	Austin Frey	7/-	XXX	XXX	XXX	XXX	XXX	XXX	XXX					
28	Travon Fuller	7/-	XXX	XXX	XXX	XXX	XXX	XXX	XXX					
35	Riley Garner	7/-	XXX	XXX	XXX	XXX	XXX	XXX	XXX					
12	C. Gillaspia	7/2	START	XXX	XXX	START	XXX	XXX	XXX					
54	Carson Green	7/7	START	START	START	START	START	START	START					
73	Jared Hocker	7/7	START	START	START	START	START	START	START					
85	Camron Horry	1/-	XXX					
18	Antonio Howard	1/-	XXX					
56	Keeath Magee II	2/-	XXX	...	XXX					
19	A. Hines III	1/-	...	XXX					
3	Vernon Jackson	6/-	XXX	XXX	...	XXX	XXX	XXX	XXX					
16	Brian Johnson	7/-	XXX	XXX	XXX	XXX	XXX	XXX	XXX					
1	Buddy Johnson	6/1	XXX	...	XXX	XXX	START	XXX	XXX					
3	Tyree Johnson	7/-	XXX	XXX	XXX	XXX	XXX	XXX	XXX					
9	Hezekiah Jones	7/1	XXX	XXX	XXX	XXX	XXX	XXX	START					
10	Myles Jones	6/-	XXX	...	XXX	XXX	XXX	XXX	XXX					
8	Kingsley Keke	7/7	START	START	START	START	START	START	START					
23	Jacob Kibodi	2/-	XXX	XXX					
36	Daniel LaCamera	2/-	XXX	XXX					
70	Connor Lanfear	5/-	XXX	...	XXX	XXX	XXX	XXX	...					
34	Daylon Mack	7/7	START	START	START	START	START	START	START					
52	J. Madubuike	7/7	START	START	START	START	START	START	START					
34	Braden Mann	7/-	XXX	XXX	XXX	XXX	XXX	XXX	XXX					
15	Jeremiah Martin	7/-	XXX	XXX	XXX	XXX	XXX	XXX	XXX					
20	Reese Mason	1/-	XXX					
77	Ryan McCollum	6/1	XXX	...	XXX	XXX	XXX	XXX	START					
64	Erik McCoy	7/7	START	START	START	START	START	START	START					
49	Ben Miles	1/-	XXX					
11	Kellen Mond	7/7	START	START	START	START	START	START	START					
65	Dan Moore	7/7	START	START	START	START	START	START	START					
23	Jordan Moore	4/-	XXX	XXX	XXX	...	XXX					
90	T.D. Moton	2/-	XXX	...	XXX					
21	Charles Oliver	7/7	START	START	START	START	START	START	START					
39	Jake Pagel	1/-	XXX					
6	Roshaud Paul	7/-	XXX	XXX	XXX	XXX	XXX	XXX	XXX					
92	Jayden Peevy	7/-	XXX	XXX	XXX	XXX	XXX	XXX	XXX					
76	Colton Prater	6/-	XXX	...	XXX	XXX	XXX	XXX	XXX					
10	Jalen Preston	7/-	XXX	XXX	XXX	XXX	XXX	XXX	XXX					
21	Deneric Prince	1/-	XXX					
11	Larry Pryor	7/-	XXX	XXX	XXX	XXX	XXX	XXX	XXX					
71	Grayson Reed	3/-	XXX	...	XXX	XXX					
29	Debione Renfro	7/7	START	START	START	START	START	START	START					
46	Ryan Renick	6/-	XXX	...	XXX	XXX	XXX	XXX	XXX					
99	Josh Rogers	3/-	XXX	XXX	XXX					
13	Kendrick Rogers	6/2	XXX	START	...	XXX	XXX	START	XXX					
47	Seth Small	5/-	XXX	XXX	XXX	XXX	XXX					
32	Hunter Smith	1/-	XXX					
17	Nick Starkel	4/-	XXX	XXX	XXX	XXX					
81	J. Sternberger	7/7	START	START	START	START	START	START	START					
26	Charles Strong	1/-	XXX					
78	K. Sutherland	6/6	START	START	START	START	START	START	...					
4	Derrick Tucker	7/7	START	START	START	START	START	START	START					
30	Cade Williams	1/-	XXX					
5	T. Williams	7/7	START	START	START	START	START	START	START					
6	Donovan Wilson	7/7	START	START	START	START	START	START	START					
80	Trevor Wood	7/3	XXX	START	XXX	XXX	START	START	XXX					
93	Max Wright	7/-	XXX	XXX	XXX	XXX	XXX	XXX	XXX					

RUSHING/RECEIVING/PASSING GAME-BY-GAME

RUSHING

	Name	No-Yds/TD	NSU	CLEM	ULM	BAMA	ARK	UK	SC	MSU	AUB	OM	UAB	LSU
5	T. Williams	139-798/8	20-240/3	17-31/0	22-128/1	8-31/0	29-152/2	24-138/1	19-78/1					
11	Kellen Mond	83-255/4	6-3/1	10-33/0	9-67/2	18-98/1	11-14/0	16-15/0	13-25/0					
7	Jashaun Corbin	33-169/1	8-49/0	DNP	10-64/1	2-1/0	4-12/0	4-22/0	5-21/0					
22	Kwame Etwi	14-102/1	8-83/1	3-8/0	3-11/0	-	DNP	DNP	DNP					
3	Vernon Jackson	7-49/0	7-49/0	-	DNP	-	-	-	-					
23	Jacob Kibodi	3-26/0	3-26/0	DNP	DNP	-	DNP	DNP	DNP					
21	Deneric Prince	2-21/0	2-21/0	DNP	DNP	DNP	DNP	DNP	DNP					
8	Connor Blumrick	3-20/0	3-20/0	DNP	DNP	DNP	DNP	DNP	DNP					
26	Charles Strong	4-12/0	4-12/0	DNP	DNP	DNP	DNP	DNP	DNP					
1	Quartney Davis	1-11/0	-	-	1-11/0	-	-	-	-					
12	C. Gillaspia	1-5/0	-	1-5/0	-	-	-	-	-					
17	Nick Starkel	1-6/0	-	1-6/0	-	-	DNP	DNP	DNP					

RECEIVING

	Name	No-Yds/TD	NSU	CLEM	ULM	BAMA	ARK	UK	SC	MSU	AUB	OM	UAB	LSU
81	J. Sternberger	29-496/6	5-56/2	2-48/0	3-42/1	3-59/1	4-51/0	5-95/1	7-145/1					
13	Camron Buckley	22-329/0	3-44/0	4-93/0	2-28/0	4-41/0	5-72/0	1-7/0	3-44/0					
1	Quartney Davis	24-310/2	-	2-39/1	4-53/0	5-59/0	1-8/0	3-24/1	9-127/0					
2	Jhamon Ausbon	15-221/0	6-81/0	3-61/0	4-59/0	1-15/0	1-5/0	DNP	DNP					
13	Kendrick Rogers	15-204/2	2-33/0	7-120/2	DNP	4-38/0	-	2-13/0	-					
5	T. Williams	13-137/0	1-2/0	3-40/0	-	1-6/0	1-13/0	6-72/0	1-4/0					
9	Hezekiah Jones	9-75/0	-	-	2-18/0	-	4-33/0	-	3-24/0					
6	Roshauud Paul	6-70/0	1-2/0	-	4-49/0	-	1-19/0	-	-					
7	Jashaun Corbin	7-56/0	1-8/0	DNP	-	3-24/0	-	1-15/0	2-9/0					
12	C. Gillaspia	3-25/0	1--1/0	1-21/0	-	1-5/0	-	-	-					
22	Kwame Etwi	1-16/0	-	-	-	1-16/0	DNP	DNP	DNP					
10	Jalen Preston	1-14/1	1-14/1	-	-	-	-	-	-					
30	Andrew Boykin	1-8/0	1-8/0	DNP	DNP	DNP	DNP	DNP	DNP					
80	Trevor Wood	1-8/0	-	1-8/0	-	-	-	-	-					
46	Ryan Renick	1-8/0	1-8/0	DNP	-	-	-	-	-					

PASSING

#11 KELLEN MOND

	Att	Comp	Int	Pct	Yards	TD	Long	Sack	Yds	Effic
NSU	25	17	0	68.0	184	2	34	2	17	156.2
CLEMSON	40	23	0	57.5	430	3	69	3	13	172.5
ULM	24	16	0	66.7	210	1	25	1	4	153.9
at Alabama	33	16	2	48.5	196	1	26	7	31	96.3
vs Arkansas	26	17	2	65.4	201	0	26	3	18	114.9
KENTUCKY	29	18	1	62.1	226	2	46	4	27	143.4
at South Carolina	37	25	0	67.6	353	1	53	2	15	156.6
at Mississippi St										
at Auburn										
OLE MISS										
UAB										
LSU										
TOTALS	214	132	5	61.7	1800	10	69	22	125	143.1

#17 NICK STARKEL

	Att	Comp	Int	Pct	Yards	TD	Long	Sack	Yds	Effic
NSU	8	5	0	62.5	63	1	20	0	0	169.9
CLEMSON	0	0	0	0	0	0	0	1	0	0
ULM	3	3	0	100.0	39	0	25	0	0	209.2
at Alabama	11	7	0	63.6	67	0	16	0	0	114.8
vs Arkansas				-	Did Not Play -					
KENTUCKY				-	Did Not Play -					
at South Carolina				-	Did Not Play -					
at Mississippi St										
at Auburn										
OLE MISS										
UAB										
LSU										
TOTALS	22	15	0	68.2	169	1	25	1	6	147.7

#8 CONNOR BLUMRICK

	Att	Comp	Int	Pct	Yards	TD	Long	Sack	Yds	Effic
NSU	1	1	0	100.0	8	0	8	0	0	167.2
CLEMSON				-	Did Not Play -					
ULM				-	Did Not Play -					
at Alabama				-	Did Not Play -					
vs Arkansas				-	Did Not Play -					
KENTUCKY				-	Did Not Play -					
at South Carolina				-	Did Not Play -					
at Mississippi St										
at Auburn										
OLE MISS										
UAB										
LSU										
TOTALS	1	1	0	100.0	8	0	8	0	0	167.2

TACKLES GAME-BY-GAME

	Name	Solo-Ast	Total	NSU	CLEM	ULM	BAMA	ARK	UK	SC	MSU	AUB	OM	UAB	LSU
42	Otaru Alaka	22-18	40	0-1	3-7	2-3	5-1	3-4	4-2	5-0					
6	Donovan Wilson	20-19	39	1-2	3-3	3-3	0-2	2-1	4-8	7-0					
26	D. Capers-Smith	16-13	29	-	3-1	1-2	4-4	5-2	0-2	3-2					
25	Tyrel Dodson	19-10	29	2-2	5-2	2-2	4-0	1-2	2-2	3-0					
46	Landis Durham	14-15	29	1-0	1-2	4-2	4-3	2-3	0-5	2-0					
8	Kingsley Keke	11-15	26	1-1	1-3	1-4	1-3	1-3	4-1	2-0					
21	Charles Oliver	12-8	20	1-2	4-2	-	4-2	1-2	1-0	1-0					
4	Derrick Tucker	15-4	19	1-0	2-1	5-1	4-1	3-1	-	-					
52	J. Madubuike	9-8	17	-	2-1	2-0	1-3	2-2	2-1	0-1					
34	Daylon Mack	8-5	13	1-1	0-1	0-1	1-0	2-1	3-0	1-1					
29	Debione Renfro	10-1	11	1-0	1-0	3-0	3-0	1-0	1-1	-					
5	Bobby Brown	3-5	8	1-1	-	0-2	-	0-1	0-1	2-0					
9	Leon ONeal Jr.	4-3	7	1-1	-	1-1	2-0	-	-	0-1					
11	Larry Pryor	4-3	7	2-0	-	0-1	2-2	-	-	-					
1	Buddy Johnson	4-3	7	3-1	DNP	0-1	1-0	-	0-1	-					
3	Tyree Johnson	1-5	6	-	0-2	1-3	-	-	-	-					
14	Keldrick Carper	4-2	6	0-1	0-1	DNP	DNP	-	2-0	2-0					
28	Travon Fuller	3-1	4	2-1	-	1-0	-	-	-	-					
12	C. Gillaspia	4-0	4	-	-	-	-	1-0	2-0	1-0					
16	Brian Johnson	0-3	3	-	-	0-1	-	-	-	0-2					
92	Jayden Peevy	0-2	2	-	-	0-1	0-1	-	-	-					
34	Braden Mann	2-0	2	-	1-0	-	-	-	-	1-0					
93	Max Wright	0-2	2	0-1	-	0-1	-	-	-	-					
56	Keeath Magee II	1-1	2	1-0	DNP	0-1	DNP	DNP	DNP	DNP					
1	Quartney Davis	0-1	1	-	-	-	-	-	-	0-1					
11	Kellen Mond	1-0	1	-	-	-	-	-	1-0	-					
15	Jeremiah Martin	1-0	1	1-0	-	-	-	-	-	-					
90	T.D. Moton	1-0	1	-	DNP	1-0	DNP	DNP	DNP	DNP					
9	Hezekiah Jones	1-0	1	-	-	-	-	1-0	-	-					
45	Austin Frey	0-1	1	0-1	-	-	-	-	-	-					
73	Jared Hocker	1-0	1	-	-	-	1-0	-	-	-					

SEASON SUPERLATIVES

TEXAS A&M

INDIVIDUAL GAME HIGHS

Rushes	29	T. Williams vs Arkansas (Sep 29, 2018)
Yards Rushing	240	T. Williams vs NSU (Aug 30, 2018)
TD Rushes	3	T. Williams vs NSU (Aug 30, 2018)
Long Rush	73	T. Williams vs NSU (Aug 30, 2018)
Pass attempts	40	Kellen Mond vs Clemson (Sep 08, 2018)
Pass completions	25	Kellen Mond at South Carolina (Oct 13, 2018)
Yards Passing	430	Kellen Mond vs Clemson (Sep 08, 2018)
TD Passes	3	Kellen Mond vs Clemson (Sep 08, 2018)
Long Pass	69	Kellen Mond vs Clemson (Sep 08, 2018)
Receptions	9	Quartney Davis at South Carolina (Oct 13, 2018)
Yards Receiving	145	J. Sternberger at South Carolina (Oct 13, 2018)
TD Receptions	2	J. Sternberger vs NSU (Aug 30, 2018)
		Kendrick Rogers vs Clemson (Sep 08, 2018)
Long Reception	69	Camron Buckley vs Clemson (Sep 08, 2018)
Field Goals	4	Seth Small at South Carolina (Oct 13, 2018)
Long Field Goal	52	Daniel LaCamera vs NSU (Aug 30, 2018)
		Seth Small at Alabama (Sep 22, 2018)
		Seth Small at South Carolina (Oct 13, 2018)
Punts	5	Braden Mann vs Clemson (Sep 08, 2018)
		Braden Mann at Alabama (Sep 22, 2018)
		Braden Mann vs Kentucky (Oct 06, 2018)
Punting Avg	60.8	Braden Mann at Alabama (Sep 22, 2018)
Long Punt	82	Braden Mann vs Kentucky (Oct 06, 2018)
Punts inside 20	2	Braden Mann vs Arkansas (Sep 29, 2018)
		Braden Mann vs Kentucky (Oct 06, 2018)
Long Punt Return	43	Roshauud Paul vs Kentucky (Oct 06, 2018)
Long Kickoff Return	100	Jashaun Corbin vs Arkansas (Sep 29, 2018)
Tackles	12	Donovan Wilson vs Kentucky (Oct 06, 2018)
Sacks	2.0	Kingsley Keke vs Kentucky (Oct 06, 2018)
Tackles For Loss	2.5	Otar Alaka vs Clemson (Sep 08, 2018)
Tackles For Loss	2.5	Otar Alaka vs Clemson (Sep 08, 2018)
Interceptions	1	Larry Pryor vs ULM (Sep 15, 2018)
		Donovan Wilson vs Arkansas (Sep 29, 2018)
		Charles Oliver at South Carolina (Oct 13, 2018)

TEAM GAME HIGHS

Rushes	61	vs NSU (Aug 30, 2018)
Yards Rushing	503	vs NSU (Aug 30, 2018)
Yards Per Rush	8.2	vs NSU (Aug 30, 2018)
TD Rushes	5	vs NSU (Aug 30, 2018)
Pass attempts	44	at Alabama (Sep 22, 2018)
Pass completions	25	at South Carolina (Oct 13, 2018)
Yards Passing	430	vs Clemson (Sep 08, 2018)
Yards Per Pass	10.8	vs Clemson (Sep 08, 2018)
TD Passes	3	vs NSU (Aug 30, 2018)
		vs Clemson (Sep 08, 2018)
Total Plays	96	vs NSU (Aug 30, 2018)
Total Offense	758	vs NSU (Aug 30, 2018)
Yards Per Play	7.9	vs NSU (Aug 30, 2018)
Points	59	vs NSU (Aug 30, 2018)
Sacks By	6	vs Kentucky (Oct 06, 2018)
First Downs	40	vs NSU (Aug 30, 2018)
Penalties	12	at South Carolina (Oct 13, 2018)
Penalty Yards	117	at South Carolina (Oct 13, 2018)
Turnovers	2	vs Clemson (Sep 08, 2018)
		at Alabama (Sep 22, 2018)
		vs Arkansas (Sep 29, 2018)
		vs Kentucky (Oct 06, 2018)
Interceptions By	1	vs ULM (Sep 15, 2018)
		vs Arkansas (Sep 29, 2018)
		at South Carolina (Oct 13, 2018)
Punts	5	vs Clemson (Sep 08, 2018)
		at Alabama (Sep 22, 2018)
		vs Kentucky (Oct 06, 2018)
Punting Avg	60.8	at Alabama (Sep 22, 2018)
Long Punt	82	vs Kentucky (Oct 06, 2018)
Punts inside 20	2	vs Arkansas (Sep 29, 2018)
		vs Kentucky (Oct 06, 2018)
Long Punt Return	43	vs Kentucky (Oct 06, 2018)

OPPONENTS

INDIVIDUAL GAME HIGHS

Rushes	15	K. BRYANT of Clemson (Sep 08, 2018)
Yards Rushing	60	Benny Snell of Kentucky (Oct 06, 2018)
TD Rushes	1	ETIENNE of Clemson (Sep 08, 2018)
		K. BRYANT of Clemson (Sep 08, 2018)
		Josh Jacobs of Alabama (Sep 22, 2018)
		Tua Tagovailoa of Alabama (Sep 22, 2018)
		Cole Kelley of Arkansas (Sep 29, 2018)
Long Rush	35	Damien Harris of Alabama (Sep 22, 2018)
Pass attempts	35	Jake Bentley of South Carolina (Oct 13, 2018)
Pass completions	22	Tua Tagovailoa of Alabama (Sep 22, 2018)
Yards Passing	387	Tua Tagovailoa of Alabama (Sep 22, 2018)
TD Passes	4	Tua Tagovailoa of Alabama (Sep 22, 2018)
Long Pass	71	Holgorsen, Clay of NSU (Aug 30, 2018)
Receptions	7	Deebo Samuel of South Carolina (Oct 13, 2018)
Yards Receiving	129	Ferguson, Jazz of NSU (Aug 30, 2018)
TD Receptions	2	Hale Hentges of Alabama (Sep 22, 2018)
Long Reception	71	Ferguson, Jazz of NSU (Aug 30, 2018)
Field Goals	1	Ford, Craig of ULM (Sep 15, 2018)
		Joseph Bulovas of Alabama (Sep 22, 2018)
		Connor Limpert of Arkansas (Sep 29, 2018)
Long Field Goal	47	Joseph Bulovas of Alabama (Sep 22, 2018)
		Connor Limpert of Arkansas (Sep 29, 2018)
Punts	10	Max Duffy of Kentucky (Oct 06, 2018)
Punting Avg	50.7	Joseph Charlton of South Carolina (Oct 13, 2018)
Long Punt	63	Max Duffy of Kentucky (Oct 06, 2018)
Punts inside 20	4	Pastorello, Par of NSU (Aug 30, 2018)
Long Punt Return	32	Bryan Edwards of South Carolina (Oct 13, 2018)
Long Kickoff Return	29	Ward, Myles of NSU (Aug 30, 2018)
Tackles	16	De'Jon Harris of Arkansas (Sep 29, 2018)
Sacks	3.0	Isaiah Buggs of Alabama (Sep 22, 2018)
Tackles For Loss	3.5	Isaiah Buggs of Alabama (Sep 22, 2018)
Interceptions	2	Dre Greenlaw of Arkansas (Sep 29, 2018)

TEAM GAME HIGHS

Rushes	32	Clemson (Sep 08, 2018)
Yards Rushing	125	ULM (Sep 15, 2018)
Yards Per Rush	4.3	ULM (Sep 15, 2018)
TD Rushes	2	Clemson (Sep 08, 2018)
		Alabama (Sep 22, 2018)
Pass attempts	35	NSU (Aug 30, 2018)
		South Carolina (Oct 13, 2018)
Pass completions	25	Alabama (Sep 22, 2018)
Yards Passing	415	Alabama (Sep 22, 2018)
Yards Per Pass	12.6	Alabama (Sep 22, 2018)
TD Passes	4	Alabama (Sep 22, 2018)
Total Plays	61	Alabama (Sep 22, 2018)
Total Offense	524	Alabama (Sep 22, 2018)
Yards Per Play	8.6	Alabama (Sep 22, 2018)
Points	45	Alabama (Sep 22, 2018)
Sacks By	7	Alabama (Sep 22, 2018)
First Downs	24	Alabama (Sep 22, 2018)
Penalties	11	NSU (Aug 30, 2018)
Penalty Yards	93	NSU (Aug 30, 2018)
Turnovers	2	South Carolina (Oct 13, 2018)
Interceptions By	2	Alabama (Sep 22, 2018)
		Arkansas (Sep 29, 2018)
Punts	10	Kentucky (Oct 06, 2018)
Punting Avg	50.7	South Carolina (Oct 13, 2018)
Long Punt	63	Kentucky (Oct 06, 2018)
Punts inside 20	4	NSU (Aug 30, 2018)
Long Punt Return	32	South Carolina (Oct 13, 2018)

MISCELLANEOUS STATISTICS

STARTING FIELD POSITION

	A&M Avg. Start	Opp. Avg. Start	A&M Advantage
NSU	own 26	own 22	+4
CLEMSON	own 26	own 27	-1
ULM	own 24	own 23	+1
at Alabama	own 25	own 28	- 3
vs Arkansas	own 35	own 21	+ 14
KENTUCKY	own 26	own 23	+ 3
at South Carolina	own 25	own 23	+ 2
at Mississippi St			
at Auburn			
OLE MISS			
UAB			
LSU			
Totals	own 27.0	own 25.3	

POINTS OFF TURNOVERS

Opponent	TEXAS A&M				OPPONENTS			
	TOs	TDs	FG-Att	Pts.	A&M TOs	TDs	FG-Att	Pts.
NSU	0	0	0-0	0	1	1	0-0	7
CLEMSON	0	0	0-0	0	2	1	0-0	7
ULM	1	1	0-0	7	0	0	0-0	0
at Alabama	0	0	0-0	0	2	1	1-1	10
vs Arkansas	1	0	0-0	0	2	0	0-0	0
KENTUCKY	0	0	0-0	0	1	1	0-0	7
at South Carolina	2	0	1-2	3	0	0	0-0	0
at Mississippi St								
at Auburn								
OLE MISS								
UAB								
LSU								
Totals	4(9/1,1 int)	1	1-2	10	9(8/4,5 int)	4	1-1	31

F/L: total fumbles/fumbles lost

PENALTIES

	A&M Pen.-Yds.	Opp. Pen.-Yds.	A&M Yd Diff
NSU	8-95	11-93	+2
CLEMSON	5-32	4-49	-17
ULM	5-55	4-38	+7
at Alabama	4-50	9-82	- 32
vs Arkansas	7-44	6-61	- 17
KENTUCKY	12-117	4-39	+ 76
at South Carolina			
at Mississippi St			
at Auburn			
OLE MISS			
UAB			
LSU			
Totals (per gm avg.)	41-393 (56.1)	38-362 (51.7)	

GAME-OPENING DRIVES

	TEXAS A&M						OPPONENTS					
	Pts	Res	1Dn	Pl-Yds	Time		Pts	Res	1Dn	Pl-Yds	Time	
NSU	7	TD	2	3-93	1:24		0	PUNT	0	3-9	1:55	
CLEMSON	0	Miss FG	3	11-66	5:12		0	PUNT	0	3-(6)	1:51	
ULM	7	TD	5	9-84	3:47		0	PUNT	1	5-24	2:21	
at Alabama	0	INT	0	2-0	0:42		7	TD^	1	1-30	0:08	
vs Arkansas	7	TD	5	9-79	4:50		0	PUNT	0	3-2	1:20	
KENTUCKY	0	PUNT	1	6-16	3:06		0	PUNT	2	8-19	4:42	
at South Carolina	0	PUNT	1	5-16	2:53		0	PUNT	1	5-28	1:28	
at Mississippi St												
at Auburn												
OLE MISS												
UAB												
LSU												
Totals	21		17	6-51*	3:07*		7		5	4-15*	1:57*	

* average / does not include return TDs
^ drive began following turnover

SECOND HALF-OPENING DRIVES

	TEXAS A&M						OPPONENTS					
	Pts	Res	1Dn	Pl-Yds	Time		Pts	Res	1Dn	Pl-Yds	Time	
NSU	7	TD	3	6-65	2:40		0	PUNT	0	3-3	0:51	
CLEMSON	3	FG	1	5-34	2:28		0	PUNT	0	3-(8)	1:55	
ULM	0	PUNT	1	6-27	3:17		0	PUNT	0	3-(1)	2:19	
at Alabama	0	PUNT	0	3-(10)	0:59		0	PUNT	1	6-14	2:29	
vs Arkansas	0	PUNT	1	6-11	4:57		3	FG	2	9-46	3:44	
KENTUCKY	0	Miss FG	3	10-52	5:39		0	PUNT	1	5-12	3:10	
at South Carolina	3	FG	4	11-60	6:24		7	TD	4	10-82	3:35	
at Mississippi St												
at Auburn												
OLE MISS												
UAB												
LSU												
Totals	13		13	7-34*	3:46*		10		8	6-21*	2:34*	

* average
^ drive began following turnover

A&M SCORING DRIVES

	Scoring Drives	TIME		PLAYS		5 or less	1-Play
		Total	Avg	Total	Avg		
NSU	9	29:04	3:13	75	8.3	1	0
CLEMSON	5	8:54	1:47	24	4.8	3	0
ULM	7	29:16	4:11	64	9.1	0	0
at Alabama	5	19:48	3:58	41	8.2	1	0
vs Arkansas	3	10:57	3:39	23	7.7	0	0
KENTUCKY	2	5:37	2:48	15	7.5	1	0
at South Carolina	6	29:22	4:54	57	9.5	1	0
at Mississippi St							
at Auburn							
OLE MISS							
UAB							
LSU							
Totals	37	132:58	3:35	299	8.1	7	0

* not including overtime possessions or defensive/special teams touchdowns

STARTING LINEUPS

OFFENSIVE STARTERS

	WR	LT	LG	C	RG	RT	TE/WR	RB/WR/TE	WR	QB	RB/WR
NORTHWESTERN ST	DAVIS	MOORE	SUTHERLAND	MCCOY	HOCKER	GREEN	STERNBERGER	GILLASPIA	AUSBON	MOND	WILLIAMS
CLEMSON	ROGERS	MOORE	SUTHERLAND	MCCOY	HOCKER	GREEN	STERNBERGER	WOOD	AUSBON	MOND	WILLIAMS
ULM	DAVIS	MOORE	SUTHERLAND	MCCOY	HOCKER	GREEN	STERNBERGER	BUCKLEY	AUSBON	MOND	WILLIAMS
at Alabama	DAVIS	MOORE	SUTHERLAND	MCCOY	HOCKER	GREEN	STERNBERGER	GILLASPIA	AUSBON	MOND	WILLIAMS
vs Arkansas	DAVIS	MOORE	HOCKER	MCCOY	SUTHERLAND	GREEN	STERNBERGER	WOOD	AUSBON	MOND	WILLIAMS
KENTUCKY	DAVIS	MOORE	HOCKER	MCCOY	SUTHERLAND	GREEN	STERNBERGER	WOOD	ROGERS	MOND	WILLIAMS
at South Carolina	DAVIS	MOORE	HOCKER	MCCOY	McCOLLUM	GREEN	STERNBERGER	CORBIN	JONES	MOND	WILLIAMS
at Mississippi St											
at Auburn											
OLE MISS											
UAB											
LSU											

DEFENSIVE STARTERS

	DE	DT	DT	DE	LB	LB	LB/NICKLE	CB	CB	SS	FS
NORTHWESTERN ST	DURHAM	MADUBUIKE	MACK	KEKE	ALAKA	DODSON	CAPERS-SMITH*	OLIVER	RENFRO	TUCKER	WILSON
CLEMSON	DURHAM	MADUBUIKE	MACK	KEKE	ALAKA	DODSON	CAPERS-SMITH*	OLIVER	RENFRO	TUCKER	WILSON
ULM	DURHAM	MADUBUIKE	MACK	KEKE	ALAKA	DODSON	CAPERS-SMITH*	OLIVER	RENFRO	TUCKER	WILSON
at Alabama	DURHAM	MADUBUIKE	MACK	KEKE	ALAKA	DODSON	CAPERS-SMITH*	OLIVER	RENFRO	TUCKER	WILSON
vs Arkansas	DURHAM	MADUBUIKE	MACK	KEKE	ALAKA	DODSON	BU. JOHNSON	OLIVER	RENFRO	TUCKER	WILSON
KENTUCKY	DURHAM	MADUBUIKE	MACK	KEKE	ALAKA	DODSON	CAPERS-SMITH*	OLIVER	RENFRO	TUCKER	WILSON
at South Carolina	DURHAM	MADUBUIKE	MACK	KEKE	ALAKA	DODSON	CAPERS-SMITH*	OLIVER	RENFRO	TUCKER	WILSON
at Mississippi St											
at Auburn											
OLE MISS											
UAB											
LSU											

* Started as a nickel back

START CHART

	Career Starts	Consec Starts
Otaro Alaka	40	33
Erik McCoy	33	33
Keaton Sutherland	29	—
Kingsley Keke	28	28
Donovan Wilson	22	7
Tyrel Dodson	20	20
Trayveon Williams	20	16
Connor Lanfear	19	—
Debione Renfro	18	18
Charles Oliver	18	10
Jhamon Ausbon	18	—
Landis Durham	17	16
Kellen Mond	15	7
Colton Prater	15	—
Derrick Tucker	14	7
Deshawn Capers-Smith	12	2
Carson Green	11	10
Daylon Mack	9	8
Jared Hocker	9	8
Dan Moore, Jr.	8	7
Larry Pryor	8	—
Justin Madubuike	7	7
Jace Sternberger	7	7
Ryan McCollum	7	1
Quartney Davis	6	5
Buddy Johnson	6	—
Nick Starkel	5	—
Antonio Howard	4	—
Myles Jones	4	—
Trevor Wood	3	—
Kendrick Rogers	3	—
Cullen Gillaspia	2	—
Michael Clemons	2	—
Keldrick Carper	2	—
Jashaun Corbin	1	1
Hezekiah Jones	1	1
Camron Buckley	1	—
Aaron Hansford	1	—

12TH MAN REP

	12th Man	#
NSU	Gillaspia	26
CLEMSON	Gillaspia	27
ULM	Gillaspia	28
BAMA	Gillaspia	29
vs Ark	Gillaspia	30
KENTUCKY	Gillaspia	31
at SC	Gillaspia	32
at MSU		
at Auburn		
OLE MISS		
UAB		
LSU		

- appearances as 12th Man representative

TEXAS A&M'S 20-PLUS YARD PLAYS (51)

Yards	Type	Player(s)	Opponent
*100	KR	Jashaun Corbin	Arkansas
*78	FGR	Tyrel Dodson	ULM
*73	Rush	T. Williams	NSU
69	Pass	Camron Buckley from Kellen Mond	Clemson
54	Rush	Kellen Mond	Alabama
53	Pass	J. Sternberger from Kellen Mond	South Carolina
*46	Pass	J. Sternberger from Kellen Mond	Kentucky
43	PR	Roshauud Paul	Kentucky
*40	Rush	T. Williams	NSU
34	Rush	Kellen Mond	Alabama
34	Pass	Camron Buckley from Kellen Mond	NSU
32	Pass	T. Williams from Kellen Mond	Kentucky
31	Pass	J. Sternberger from Kellen Mond	NSU
30	Pass	Quartney Davis from Kellen Mond	South Carolina
30	Pass	Kendrick Rogers from Kellen Mond	Clemson
29	Pass	J. Sternberger from Kellen Mond	South Carolina
28	Pass	J. Sternberger from Kellen Mond	Clemson
27	Rush	T. Williams	Arkansas
26	Pass	J. Sternberger from Kellen Mond	Arkansas
26	Pass	Quartney Davis from Kellen Mond	Alabama
26	Pass	Jhamon Ausbon from Kellen Mond	Clemson
25	KR	Jashaun Corbin	South Carolina
25	Pass	Roshauud Paul from Kellen Mond	ULM
25	Pass	Quartney Davis from Nick Starkel	ULM
24	Pass	J. Sternberger from Kellen Mond	Alabama
24	Pass	Jhamon Ausbon from Kellen Mond	ULM
*24	Pass	Kendrick Rogers from Kellen Mond	Clemson
23	Pass	J. Sternberger from Kellen Mond	South Carolina
23	Pass	J. Sternberger from Kellen Mond	South Carolina
23	Pass	Camron Buckley from Kellen Mond	Arkansas
23	KR	Jashaun Corbin	South Carolina
23	Rush	Kellen Mond	ULM
23	Rush	Kellen Mond	Clemson
23	Pass	Quartney Davis from Kellen Mond	Clemson
22	Pass	Camron Buckley from Kellen Mond	ULM
22	Rush	Vernon Jackson	NSU
21	Rush	Trayveon Williams	Kentucky
21	Pass	Camron Buckley from Kellen Mond	Alabama
21	Pass	Jhamon Ausbon from Kellen Mond	NSU
21	Pass	Jhamon Ausbon from Kellen Mond	NSU
21	Pass	C. Gillaspia from Kellen Mond	Clemson
21	Rush	T. Williams	ULM
21	Pass	Kendrick Rogers from Kellen Mond	Clemson
20	Pass	Camron Buckley from Kellen Mond	Arkansas
20	Pass	J. Sternberger from Kellen Mond	Alabama
20	Pass	J. Sternberger from Kellen Mond	Clemson
*20	Pass	J. Sternberger from Kellen Mond	ULM
20	Pass	Jhamon Ausbon from Kellen Mond	Clemson
20	Pass	Kendrick Rogers from Nick Starkel	NSU

* touchdown scored on play

BY LENGTH		
Yards	No.	TD
100+	1	1
90-99	0	0
80-89	0	0
70-79	2	2
60-69	1	0
50-59	3	0
40-49	3	2
30-39	5	0
20-29	36	2

BY PLAY TYPE		
Type	No.	TD
Rushing	11	2
Passing	35	3
Punt returns	1	0
Kick returns	3	1
Interceptions	0	0
Fumble returns	0	0
Other	1	1
TOTAL	51	7

20-YARD PLUS BY PLAYER								
Player	No.	TD	R	P	KR	PR	IR	FR
J. Sternberger	12	2	0	12	0	0	0	0
Camron Buckley	7	0	0	7	0	0	0	0
Kellen Mond	6	0	6	0	0	0	0	0
T. Williams	5	2	4	1	0	0	0	0
Jhamon Ausbon	5	0	0	5	0	0	0	0
Kendrick Rogers	4	1	0	4	0	0	0	0
Quartney Davis	4	0	0	4	0	0	0	0
Jashaun Corbin	3	1	0	0	3	0	0	0
Roshauud Paul	2	0	0	1	0	1	0	0
Tyrel Dodson	1	1	0	0	0	0	0	1
Vernon Jackson	1	0	1	0	0	0	0	0
C. Gillaspia	1	0	0	1	0	0	0	0
TOTAL	51	7	11	35	3	1	0	1

LONGEST PLAYS OF 2018	
RUSHING	
73	Trayveon Williams vs Northwestern State.....Aug. 30
RUSHING TOUCHDOWN	
73	Trayveon Williams vs Northwestern State.....Aug. 30
PASSING	
69	Camron Buckley from Kellen Mond vs ClemsonSept. 8
PASSING TOUCHDOWN	
46	J. Sternberger from Kellen Mond vs KentuckyOct. 6
PUNT RETURN	
43	Roshauud Paul vs KentuckyOct. 6
KICK RETURN	
100	Jashaun Corbin vs ArkansasSept. 29
INTERCEPTION RETURN	
None	
FUMBLE RETURN	
None	
PUNT	
82	Braden Mann vs KentuckyOct. 6
FIELD GOAL	
52	Daniel LaCamera vs Northwestern StateAug. 30
52	Seth Small at Alabama & at South Carolina..... Sept. 22 / Oct. 13

BY OPPONENT										
	NSU	CLEM	ULM	BAMA	ARK	UK	SC	MSU	AUB	OM
Rushing	3	1	2	2	3	1	0			
Passing	5	10	5	4	3	2	5			
Punt returns	0	0	0	0	0	1	0			
Kick returns	0	0	0	0	1	0	2			
Interceptions	0	0	0	0	0	0	0			
Fumble returns	0	0	0	0	0	0	0			
Other	0	0	1	0	0	0	0			
TOTAL	8	11	8	6	7	4	7			

OPPONENT'S 20-PLUS YARD PLAYS (43)

Yards	Type	Player(s)	Team
*71	Pass	Ferguson, Jazz from Holgorsen, Clay	Northwestern State
64	Pass	Amari Rodgers from Kelly Bryant	Clemson
*64	Pass	Tee Higgins from Trevor Lawrence	Clemson
*57	Pass	Henry Ruggs III from Tua Tagovailoa	Alabama
*54	Pass	Lynn Bowden Jr. from Terry Wilson	Kentucky
52	Pass	Damien Harris from Tua Tagovailoa	Alabama
50	Pass	Tee Higgins from Kelly Bryant	Clemson
44	Pass	Green, Marcus from Evans, Caleb	ULM
44	Pass	Ferguson, Jazz from Eppler, Shelton	Northwestern State
42	Pass	Irv Smith Jr. from Tua Tagovailoa	Alabama
*40	FR	Darius West	Kentucky
40	Pass	Hunter Renfrow from Kelly Bryant	Clemson
36	Pass	Cheyenne O'Grady from Ty Storey	Arkansas
36	Pass	Jackson, Zachari from Evans, Caleb	ULM
35	Rush	Damien Harris	Alabama
34	Pass	McCray, Markis from Evans, Caleb	ULM
*33	Pass	Chavis Dawkins from Jake Bentley	South Carolina
32	Pass	Deebo Samuel from Jake Bentley	South Carolina
32	PR	Bryan Edwards	South Carolina
*30	Pass	DeVonta Smith from Tua Tagovailoa	Alabama
*29	Pass	Mike Woods from Ty Storey	Arkansas
29	Rush	Gore, Derrick	ULM
29	KR	Ward, Myles	Northwestern State
28	Pass	Turner, R.J. from Evans, Caleb	ULM
28	Rush	Travis Etienne	Clemson
27	Pass	Deebo Samuel from Jake Bentley	South Carolina
27	Rush	Ty'Son Williams	South Carolina
27	Rush	Kelly Bryant	Clemson
26	Pass	Bryan Edwards from Jake Bentley	South Carolina
25	Rush	Rakeem Boyd	Arkansas
25	Pass	Josh Jacobs from Tua Tagovailoa	Alabama
24	Pass	Cheyenne O'Grady from Ty Storey	Arkansas
24	KR	Ward, Myles	Northwestern State
*23	Pass	Hale Hentges from Tua Tagovailoa	Alabama
23	Rush	Myers, Javin	ULM
*22	Pass	Shi Smith from Jake Bentley	South Carolina
21	Pass	Shi Smith from Jake Bentley	South Carolina
21	Pass	Mike Woods from Ty Storey	Arkansas
21	Pass	Irv Smith Jr. from Tua Tagovailoa	Alabama
21	Pass	Jerry Jeudy from Tua Tagovailoa	Alabama
20	KR	Deebo Samuel	South Carolina
20	Pass	Jerry Jeudy from Tua Tagovailoa	Alabama
20	INT	Patrick Surtain	TAMU

* touchdown scored on play

BY LENGTH

Yards	No.	TD
100+	0	0
90-99	0	0
80-89	0	0
70-79	1	1
60-69	2	1
50-59	4	2
40-49	5	1
30-39	8	2
20-29	23	3

BY PLAY TYPE

Type	No.	TD
Rushing	7	0
Passing	30	9
Punt returns	1	0
Kick returns	3	0
Interceptions	1	0
Fumble returns	1	1
Other	0	0
TOTAL	43	10

LONGEST PLAYS OF 2018

RUSHING

35 Damien Harris of Alabama Sept. 22

RUSHING TOUCHDOWN

3 Josh Jacobs of Alabama Sept. 22

PASSING

71 Jazz Ferguson of Northwestern State Aug. 30

PASSING TOUCHDOWN

71 Jazz Ferguson of Northwestern State Aug. 30

PUNT RETURN

32 Bryan Edwards of South Carolina Oct. 13

KICK RETURN

29 Myles Ward of Northwestern State Aug. 30

INTERCEPTION RETURN

20 Patrick Surtain of Alabama Sept. 22

FUMBLE RETURN

49 Darius West of Kentucky Oct. 6

PUNT

63 Max West of Kentucky Oct. 6

FIELD GOAL

47 Joseph Bulovas of Alabama Sept. 22

47 Connor Limpert of Arkansas Sept. 29

THE LAST TIME...

100-YARD RUSHER

by A&M..... 138, Trayveon Williams vs Kentucky (Oct. 6, 2018)
by Opp..... 150, M Colburn of Wake Forest (Dec. 29, 2017)

TWO 100-YARD RUSHERS

by A&M..... 109, Kellen Mond vs Arkansas (Sept. 23, 2017)
102, Keith Ford vs Arkansas (Sept. 23, 2017)
by Opp..... 127, Derrius Guice of LSU (Nov. 25, 2017)
106, Darrel Williams of LSU (Nov. 25, 2017)

200-YARD RUSHER

by A&M..... 240, Trayveon Williams vs Northwestern State (Aug. 30, 2018)
by Opp..... 285, Derrius Guice of LSU (Nov. 24, 2016)

60-YARD RUSH PLAY

by A&M..... 73, Trayveon Williams vs Northwestern State (Aug. 30, 2018)
by Opp..... 66, M Colburn of Wake Forest (Dec. 29, 2017)

THREE-OR-MORE RUSHING TDs

by A&M..... 3, Trayveon Williams vs Northwestern State (Aug. 30, 2018)
by Opp..... 4, Derrius Guice of LSU (Nov. 24, 2016)

TEAM RUSHED FOR 300 YARDS

by A&M..... 503 vs Northwestern State (Aug. 30, 2018)
by Opp..... 365, Mississippi State (Nov. 5, 2016)

TEAM RUSHED FOR LESS THAN 100 YARDS

by A&M..... 71 vs Clemson (Sept. 8, 2018)
by Opp..... 76 by South Carolina (Oct. 13, 2018)

300-YARD PASSER

by A&M..... 353, Kellen Mond at South Carolina (Oct. 13, 2018)
by Opp..... 387, Tua Tagovailoa of Alabama (Sept. 22, 2018)

400-YARD PASSER

by A&M..... 430, Kellen Mond vs Clemson (Sept. 8, 2018)
by Opp..... 400, J Wolford of Wake Forest (Dec. 29, 2017)

SCORED ON OVER A 50-YARD PASS PLAY

by A&M..... 52 yds, Christian Kirk from Nick Starkel vs Wake Forest (Dec. 29, 2017)
by Opp..... 54 yds, Lynn Bowden from Terry Wilson of Kentucky (Oct. 6, 2018)

30 PASS COMPLETIONS

by A&M..... 42, Nick Starkel vs Wake Forest (Dec. 29, 2017)
by Opp..... 32, J Wolford of Wake Forest (Dec. 29, 2017)

40 PASS ATTEMPTS

by A&M..... 40, Kellen Mond vs Clemson (Sept. 8, 2018)
by Opp..... 49, J Wolford of Wake Forest (Dec. 29, 2017)

THREE-OR-MORE TD PASSES

by A&M..... 3, Kellen Mond vs Clemson (Sept. 8, 2018)
by Opp..... 3, Jake Bentley of South Carolina (Oct. 13, 2018)

FOUR-OR-MORE TD PASSES

by A&M..... 4, Nick Starkel vs Wake Forest (Dec. 29, 2017)
by Opp..... 4, Tua Tagovailoa of Alabama (Sept. 22, 2018)

100-YARD RECEIVER

by A&M..... 145, Jace Sternberger & 127, Quartney Davis at South Carolina (Oct. 13, 2018)
by Opp..... 129, Jazz Ferguson of Northwestern State (Aug. 30, 2018)

10-OR-MORE RECEIVERS

by A&M..... 11 vs Northwestern State (Aug. 30, 2018)
by Opp..... 10, LSU (Nov. 25, 2016)

10-OR-MORE RECEPTIONS

by A&M..... 13, Christian Kirk & 12, Jhamon Ausbon vs Wake Forest (Dec. 29, 2017)
by Opp..... 12, Keenan Barnes of Louisiana (Sept. 16, 2017)

FOUR FIELD GOALS

by A&M..... 4, Seth Small at South Carolina (Oct. 13, 2018)
by Opp..... 4, Daniel Carlson of Auburn (Nov. 7, 2015)

50-YARD FIELD GOAL

by A&M..... 52, Seth Small at South Carolina (Oct. 13, 2018)
by Opp..... 51, Caleb Sturgis of Florida (Sept. 8, 2012)

60-YARD FIELD GOAL

by A&M..... 62, Terence Kitchens vs Southern Miss (Sept. 25, 1999)

RECORDED A BLOCKED PUNT

by A&M..... Roshaud Paul & D. Capers-Smith vs Wake Forest (1st Qtr) (Dec. 29, 2017)
by Opp..... Nick Ruffin of Auburn (2nd Qtr) (Nov. 4, 2017)

RECORDED A BLOCKED FIELD GOAL ATTEMPT

by A&M..... Daylon Mack vs ULM (2nd Qtr) (Sept. 15, 2018)
by Opp..... Dexter Lawrence of Clemson (2nd Qtr) (Sept. 8, 2018)

A KICKOFF WAS RETURNED FOR A TD

by A&M..... 100 yards, Jashaun Corbin vs Arkansas (Sept. 29, 2018)
by Opp..... 100 yards, Elijah Lilly of New Mexico (Nov. 11, 2017)

OPENING KICKOFF WAS RETURNED FOR A TD

by A&M..... 100 yards, Jashaun Corbin vs Arkansas (Sept. 29, 2018)

PUNT RETURN FOR A TD

by A&M..... 90 yards, Christian Kirk vs New Mexico (Nov. 11, 2017)
by Opp..... 59 yards, J Bates of Wake Forest (Dec. 29, 2017)

BLOCKED PUNT RETURN FOR A TD

by A&M..... Charles Oliver vs Wake Forest, 0 yards (Dec. 29, 2017)
by Opp..... Malik Miller of Auburn, 0 yards (Nov. 4, 2017)

INTERCEPTION RETURNED FOR A TD

by A&M..... Derrick Tucker at Ole Miss, 19 yds (Nov. 18, 2017)
by Opp..... Jamal Peters of Mississippi State, 90 yds (Oct. 28, 2017)

FUMBLE RECOVERY FOR A TD

by A&M..... Deshazor Everett vs SMU of 12 yards (Sept. 21, 2013)
by Opp..... Darius West of Kentucky, 40 yds (Oct. 6, 2018)

A TEAM SCORED A SAFETY

by A&M..... vs Alabama in College Station (Oct. 7, 2017)
(Gillaspia blocked punt out of endzone)
by Opp..... by Oklahoma in College Station (Nov. 6, 2010)
(A&M punt blocked and recovered in endzone)

OVERTIME HISTORY

(13-6 OVERALL, 8-3 HOME, 1-2 AWAY, 4-1 NEUTRAL)

Nov. 1, 1997	A&M 28, Oklahoma State 25	1 OT	College Station
Dec. 5, 1998	A&M 36, Kansas State 33	2 OT	St. Louis (Big 12 Championship)
Dec. 31, 2000	Mississippi State 43, A&M 41	1 OT	Shreveport, La. (Independence Bowl)
Oct. 5, 2002	Texas Tech 48, A&M 47	1 OT	College Station
Nov. 16, 2002	Missouri 33, A&M 27	2 OT	College Station
Oct. 23, 2004	A&M 29, Colorado 26	1 OT	College Station
Oct. 30, 2004	Baylor 35, A&M 34	1 OT	Waco, Texas
Nov. 13, 2004	A&M 32, Texas Tech 25	1 OT	College Station
Oct. 1, 2005	A&M 16, Baylor 13	1 OT	College Station
Oct. 21, 2006	A&M 34, Oklahoma State 33	1 OT	Stillwater, Okla.
Sept. 8, 2007	A&M 47, Fresno State 45	3 OT	College Station
Oct. 29, 2011	Missouri 38, A&M 31	1 OT	College Station
Nov. 11, 2011	Kansas State 53, A&M 50	4 OT	Manhattan, Kan.
Sept. 27, 2014	A&M 35, Arkansas 28	1 OT	Arlington, Texas
Sept. 26, 2015	A&M 28, Arkansas 21	1 OT	Arlington, Texas
Sept. 3, 2016	A&M 31, UCLA 24	1 OT	College Station
Oct. 8, 2016	A&M 45, Tennessee 38	2 OT	College Station
Sept. 23, 2017	A&M 50, Arkansas 43	1 OT	Arlington, Texas
Oct. 6, 2018	A&M 20, Kentucky 14	1 OT	College Station

SEASON/CAREER STATISTICS

OFFENSE

SEASON STATISTICS

CAREER STATISTICS

RUSHING

	GP	Att	Gain	Loss	Net	Avg	TD	Long	Avg/G		GP	Att	Gain	Loss	Net	Avg	TD	Long	Avg/G
T. Williams	7	139	825	27	798	5.7	8	73	114.0	32	468	2733	80	2653	5.7	24	89	82.9
Kellen Mond	7	83	398	143	255	3.1	4	54	36.4	18	172	889	294	595	3.5	7	79	33.1
Jashaun Corbin	6	33	170	1	169	5.1	1	16	28.2	6	33	170	1	169	5.1	1	16	28.2
Kwame Etwi	4	14	103	1	102	7.3	1	17	25.5	17	53	368	4	364	6.9	2	42	21.4
Vernon Jackson	6	7	49	0	49	7.0	0	22	8.2	6	7	49	0	49	7.0	0	22	8.2
Jacob Kibodi	2	3	26	0	26	8.7	0	15	13.0	7	14	149	2	147	10.5	1	67	21.0
Deneric Prince	1	2	21	0	21	10.5	0	18	21.0	1	2	21	0	21	10.5	0	18	21.0
Connor Blumrick	1	3	20	0	20	6.7	0	19	20.0	1	3	20	0	20	6.7	0	19	20.0
Charles Strong Jr.	1	4	12	0	12	3.0	0	6	12.0	1	4	12	0	12	3.0	0	6	12.0
Quartney Davis	7	1	11	0	11	11.0	0	11	1.6	15	1	11	0	11	11.0	0	11	0.7
C. Gillaspia	7	1	5	0	5	5.0	0	5	0.7	36	1	5	0	5	5.0	0	5	0.1
Nick Starkel	4	1	0	6	-6	-6.0	0	0	-1.5	11	13	4	52	-48	-3.7	1	3	-4.4
Total.....	7	297	1640	210	1430	4.8	14	73	204.3										
Opponents.....	7	176	717	146	571	3.2	5	35	81.6										

SEASON STATISTICS

CAREER STATISTICS

PASSING

	GP	Effic	Cmp-Att-Int	Pct	Yds	TD	Lng	Avg/G		GP	Effic	Att-Cmp-Int	Pct	Yds	TD	Lng	Avg/G
Kellen Mond	7	143.08	132-214-5	61.7	1800	10	69	257.1	18	125.42	441-249-11	56.5	3175	18	81	176.4
Nick Starkel	4	147.71	15-22-0	68.2	169	1	25	42.2	11	149.92	227-138-6	60.8	1962	15	70	178.4
Connor Blumrick	1	167.20	1-1-0	100.0	8	0	8	8.0	1	167.20	1-1-0	100.0	8	0	8	8.0
Total.....	7	142.41	148-239-5	61.9	1977	11	69	282.4									
Opponents.....	7	145.38	119-205-3	58.0	1692	13	71	241.7									

SEASON STATISTICS

CAREER STATISTICS

RECEIVING

	GP	No.	Yds	Avg	TD	Long	Avg/G		GP	No.	Yds	Avg	TD	Long	Avg/G
J. Sternberger	7	29	496	17.1	6	53	70.9	7	29	496	17.1	6	53	70.9
Quartney Davis	7	24	310	12.9	2	30	44.3	15	24	310	12.9	2	30	20.7
Camron Buckley	7	22	329	15.0	0	69	47.0	20	39	611	15.7	3	70	30.5
Jhamon Ausbon	5	15	221	14.7	0	26	44.2	18	65	792	12.2	3	38	44.0
Kendrick Rogers	6	15	204	13.6	2	30	34.0	19	26	303	11.7	2	30	15.9
T. Williams	7	13	137	10.5	0	32	19.6	32	52	420	8.1	0	41	13.1
Hezekiah Jones	7	9	75	8.3	0	11	10.7	19	11	88	8.0	0	11	4.6
Jashaun Corbin	6	7	56	8.0	0	15	9.3	6	7	56	8.0	0	15	9.3
Roshauud Paul	7	6	70	11.7	0	25	10.0	20	22	257	11.7	0	46	12.9
C. Gillaspia	7	3	25	8.3	0	21	3.6	36	3	25	8.3	0	21	0.7
Kwame Etwi	4	1	16	16.0	0	16	4.0	17	3	23	7.7	0	16	1.4
Jalen Preston	7	1	14	14.0	1	14	2.0	7	1	14	14.0	1	14	2.0
Trevor Wood	7	1	8	8.0	0	8	1.1	7	1	8	8.0	0	8	1.1
Ryan Renick	6	1	8	8.0	0	8	1.3	6	1	8	8.0	0	8	1.3
Andrew Boykin	1	1	8	8.0	0	8	8.0	1	1	8	8.0	0	8	8.0
Total.....	7	148	1977	13.4	11	69	282.4								
Opponents.....	7	119	1692	14.2	13	71	241.7								

SEASON STATISTICS

CAREER STATISTICS

TOTAL OFFENSE

	G	Plays	Rush	Pass	Total	Avg/G		G	Plays	Rush	Pass	Total	Avg/G
Kellen Mond	7	297	255	1800	2055	293.6	18	613	595	3175	3770	209.4
T. Williams	7	139	798	0	798	114.0	32	468	2653	0	2653	82.9
Jashaun Corbin	6	33	169	0	169	28.2	6	33	169	0	169	28.2
Nick Starkel	4	23	-6	169	163	40.8	11	240	-48	1962	1914	174.0
Kwame Etwi	4	14	102	0	102	25.5	17	53	364	0	364	21.4
Vernon Jackson	6	7	49	0	49	8.2	6	7	49	0	49	8.2
Connor Blumrick	1	4	20	8	28	28.0	1	4	20	8	28	28.0
Jacob Kibodi	2	3	26	0	26	13.0	7	14	147	0	147	21.0
Deneric Prince	1	2	21	0	21	21.0	1	2	21	0	21	21.0
Charles Strong Jr.	1	4	12	0	12	12.0	1	4	12	0	12	12.0
Quartney Davis	7	1	11	0	11	1.6	15	1	11	0	11	0.7
C. Gillaspia	7	1	5	0	5	0.7	36	1	5	0	5	0.1
Total.....	7	536	1430	1977	3407	486.7							
Opponents.....	7	381	571	1692	2263	323.3							

SEASON/CAREER STATISTICS

OFFENSE

SEASON STATISTICS

CAREER STATISTICS

SCORING	/----- PATs -----/																	
	TD	FGs	Kick	Rush	Rcv	Pass	DXP	Saf	Points	TD	FGs	Kick	Rush	Rcv	Pass	DXP	Saf	Points
T. Williams	8	0-0	0-0	0-0	0	0-0	0	0	48	24	0-0	0-0	0-0	0	0-0	0	0	144
Seth Small	0	10-14	15-15	0-0	0	0-0	0	0	45	0	10-14	15-15	0-0	0	0-0	0	0	45
J. Sternberger	6	0-0	0-0	0-0	0	0-0	0	0	36	6	0-0	0-0	0-0	0	0-0	0	0	36
Kellen Mond	4	0-0	0-0	0-0	0	0-1	0	0	24	7	0-0	0-0	0-0	0	0-2	0	0	42
Daniel LaCamera	0	3-5	10-10	0-0	0	0-0	0	0	19	0	38-50	118-119	0-0	0	0-0	0	0	232
Jashaun Corbin	2	0-0	0-0	0-0	0	0-0	0	0	12	2	0-0	0-0	0-0	0	0-0	0	0	12
Quartney Davis	2	0-0	0-0	0-0	0	0-0	0	0	12	2	0-0	0-0	0-0	0	0-0	0	0	12
Kendrick Rogers	2	0-0	0-0	0-0	0	0-0	0	0	12	2	0-0	0-0	0-0	0	0-0	0	0	12
Kwame Etwi	1	0-0	0-0	0-0	0	0-0	0	0	6	2	0-0	0-0	0-0	0	0-0	0	0	12
Tyrel Dodson	1	0-0	0-0	0-0	0	0-0	0	0	6	2	0-0	0-0	0-0	0	0-0	0	0	12
Jalen Preston	1	0-0	0-0	0-0	0	0-0	0	0	6	1	0-0	0-0	0-0	0	0-0	0	0	6
Total.....	27	13-19	25-25	0-0	0	0-1	0	0	226									
Opponents.....	19	3-7	17-17	0-0	2	2-2	0	0	144									

SEASON STATISTICS

CAREER STATISTICS

ALL PURPOSE	G Rush Rec PR KOR IR Tot Avg/G								G Rush Rec PR KOR IR Tot Avg/G							
T. Williams	7	798	137	0	0	0	935	133.6	32	2653	420	0	265	0	3338	104.3
J. Sternberger	7	0	496	0	0	0	496	70.9	7	0	496	0	0	0	496	70.9
Jashaun Corbin	6	169	56	0	148	0	373	62.2	6	169	56	0	148	0	373	62.2
Camron Buckley	7	0	329	0	0	0	329	47.0	20	0	611	0	0	0	611	30.5
Quartney Davis	7	11	310	0	0	0	321	45.9	15	11	310	0	0	0	321	21.4
Kellen Mond	7	255	0	0	0	0	255	36.4	18	595	0	0	0	0	595	33.1
Roshauud Paul	7	0	70	112	43	0	225	32.1	20	6	257	136	43	0	442	22.1
Jhamon Ausbon	5	0	221	0	0	0	221	44.2	18	0	792	0	0	0	792	44.0
Kendrick Rogers	6	0	204	0	0	0	204	34.0	19	0	303	0	0	0	303	15.9
Kwame Etwi	4	102	16	0	50	0	168	42.0	17	364	23	0	50	0	437	25.7
Hezekiah Jones	7	0	75	0	0	0	75	10.7	19	0	88	0	0	0	88	4.6
Vernon Jackson	6	49	0	0	0	0	49	8.2	6	49	0	0	0	0	49	8.2
C. Gillaspia	7	5	25	0	0	0	30	4.3	36	5	25	3	27	0	60	1.7
Jacob Kibodi	2	26	0	0	0	0	26	13.0	7	147	0	0	0	0	147	21.0
Deneric Prince	1	21	0	0	0	0	21	21.0	1	21	0	0	0	0	21	21.0
Connor Blumrick	1	20	0	0	0	0	20	20.0	1	20	0	0	0	0	20	20.0
Ryan Renick	6	0	8	0	10	0	18	3.0	6	0	8	0	10	0	18	3.0
Jalen Preston	7	0	14	0	0	0	14	2.0	7	0	14	0	0	0	14	2.0
Charles Strong Jr.	1	12	0	0	0	0	12	12.0	1	12	0	0	0	0	12	12.0
Trevor Wood	7	0	8	0	0	0	8	1.1	7	0	8	0	0	0	8	1.1
Andrew Boykin	1	0	8	0	0	0	8	8.0	1	0	8	0	0	0	8	8.0
Nick Starkel	4	-6	0	0	0	0	-6	-1.5	11	-48	0	0	0	0	-48	-4.4
Total.....	7	1430	1977	112	251	0	3770	538.6								
Opponents.....	7	571	1692	69	141	44	2517	359.6								

SEASON/CAREER STATISTICS

DEFENSE

SEASON STATISTICS

CAREER STATISTICS

DEFENSIVE LEADERS	GP	Solo	Ast	Total	TFL	Sacks	Int	PBU	FR	FF	Blk	GP	Solo	Ast	Total	TFL	Sacks	Int	PBU	FR	FF	Blk
42 Otaru Alaka	7	22	18	40	6.5	1.0	.	1	.	1	.	48	112	125	237	32.0	8.5	1	6	.	5	.
6 Donovan Wilson	7	20	19	39	2.0	1.0	1	43	110	70	180	19.0	4.0	7	5	2	3	.
26 D. Capers-Smith	7	16	13	29	3.5	.	.	2	.	.	.	39	51	36	87	5.0	1.5	.	7	2	1	1
46 Landis Durham	7	14	15	29	6.5	4.0	.	1	.	.	.	29	45	46	91	19.5	14.5	.	1	1	3	.
25 Tyrel Dodson	7	19	10	29	2.0	0.5	.	2	1	.	.	33	84	77	161	14.5	6.0	3	10	2	.	.
8 Kingsley Keke	7	11	15	26	7.0	4.5	46	50	75	125	17.0	9.5	.	6	2	.	.
21 Charles Oliver	7	12	8	20	1.0	.	1	5	.	.	.	27	39	13	52	3.0	1.0	1	16	1	2	.
4 Derrick Tucker	7	15	4	19	0.0	.	.	1	.	.	.	18	50	24	74	1.0	.	1	5	.	1	.
52 J. Madubuike	7	9	8	17	5.5	3.0	.	1	.	2	.	20	16	21	37	8.0	3.0	.	1	.	3	1
34 Daylon Mack	7	8	5	13	3.0	2.0	.	1	.	.	1	46	43	46	89	20.0	4.5	.	2	.	2	1
29 Debione Renfro	7	10	1	11	0.0	.	.	3	.	.	.	20	51	14	65	2.0	.	.	8	1	4	.
5 Bobby Brown, III	7	3	5	8	1.0	7	3	5	8	1.0
1 Buddy Johnson	6	4	3	7	2.5	18	13	14	27	4.0	1.0
9 Leon ONeal Jr.	7	4	3	7	1.0	7	4	3	7	1.0
11 Larry Pryor	7	4	3	7	1.0	.	1	32	51	34	85	2.0	.	2	1	1	.	.
14 Keldrick Carper	5	4	2	6	0.0	.	.	2	.	.	.	17	17	15	32	1.0	.	.	3	.	.	.
3 Tyree Johnson	7	1	5	6	0.5	7	1	5	6	0.5
28 Travon Fuller	7	3	1	4	0.0	20	7	2	9	0.0
12 C. Gillaspia	7	4	.	4	0.0	36	15	8	23	0.0	.	.	.	1	1	2
16 Brian Johnson	7	.	3	3	0.0	7	.	3	3	0.0
34 Braden Mann	7	2	.	2	0.0	1	.	33	4	.	4	0.0	1	.
93 Max Wright	7	.	2	2	0.0	7	.	2	2	0.0
56 Keeath Magee II	2	1	1	2	0.0	2	1	1	2	0.0
92 Jayden Peevy	7	.	2	2	0.0	.	.	1	.	.	.	19	4	15	19	1.0	1.0	.	2	.	.	1
9 Hezekiah Jones	7	1	.	1	0.0	19	1	.	1	0.0
1 Quartney Davis	7	.	1	1	0.0	15	.	1	1	0.0
11 Kellen Mond	7	1	.	1	0.0	18	1	.	1	0.0
15 Jeremiah Martin	7	1	.	1	0.0	7	1	.	1	0.0
90 T.D. Moton	2	1	.	1	1.0	1.0	2	1	.	1	1.0	1.0
45 Austin Frey	7	.	1	1	0.0	41	2	2	4	0.0
73 Jared Hocker	7	1	.	1	0.0	14	1	.	1	0.0
10 Myles Jones	6	.	.	.	0.0	.	.	1	.	.	.	19	27	8	35	1.0	.	1	9	1	.	.
27 Roney Elam	7	.	.	.	0.0	.	.	1	.	.	.	28	5	4	9	0.0	.	.	2	.	.	.
Total.....	7	191	148	339	44	17	3	22	1	4	1											
Opponents.....	7	312	218	530	44	23	5	24	4	6	1											

SEASON/CAREER STATISTICS

DEFENSE / SPECIAL TEAMS

INTERCEPTIONS	SEASON STATISTICS					CAREER STATISTICS				
	No.	Yds	Avg	TD	Long	No.	Yds	Avg	TD	Long
Larry Pryor	1	0	0.0	0	0	2	0	0.0	0	0
Donovan Wilson	1	0	0.0	0	0	7	76	10.9	1	60
Charles Oliver	1	0	0.0	0	0	1	0	0.0	0	0
Total	3	0	0.0	0	0					
Opponents	5	44	8.8	0	20					
FUMBLE RETURNS	SEASON STATISTICS					CAREER STATISTICS				
	No.	Yds	Avg	TD	Long	No.	Yds	Avg	TD	Long
Tyrel Dodson	0	0	0.0	1	0	0	0	0.0	1	0
Total	0	0	0.0	1	0					
Opponents	3	49	16.3	1	40					
PUNT RETURNS	SEASON STATISTICS					CAREER STATISTICS				
	No.	Yds	Avg	TD	Long	No.	Yds	Avg	TD	Long
Roshauud Paul	14	112	8.0	0	43	15	136	9.1	0	43
Total	14	112	8.0	0	43					
Opponents	9	69	7.7	0	32					
KICK RETURNS	SEASON STATISTICS					CAREER STATISTICS				
	No.	Yds	Avg	TD	Long	No.	Yds	Avg	TD	Long
Roshauud Paul	3	43	14.3	0	18	3	43	14.3	0	18
Kwame Etwi	3	50	16.7	0	19	3	50	16.7	0	19
Jashaun Corbin	3	148	49.3	1	100	3	148	49.3	1	100
Ryan Renick	1	10	10.0	0	10	1	10	10.0	0	10
Total	10	251	25.1	1	100					
Opponents	8	141	17.6	0	29					
FIELD GOALS	SEASON STATISTICS					CAREER STATISTICS				
	Att	Good	Long	B1kd	Pct.	Att	Good	Long	B1kd	Pct.
Seth Small	14	10	52	0		14	10	52	0	71.4
Daniel LaCamera	5	3	52	1		50	38	52	1	76.0
Total	19	13	52	1						
Opponents	7	3	47	1						
PUNTING	SEASON STATISTICS									
	No.	Yds	Avg	Long	TB	FC	I20	B1kd		
Braden Mann	27	1471	54.5	82	9	5	9	0		
Total	27	1471	54.5	82	9	5	9	0		
Opponents	53	2276	42.9	63	1	22	18	0		
KICKOFFS	SEASON STATISTICS									
	No.	Yds	Avg	TB	OB	Retn	Net	YdLn		
Braden Mann	44	2849	64.8	33	1					
Total	44	2849	64.8	33	1	141	42.8	22		
Opponents	27	1562	57.9	9	2	251	40.2	24		

GAME SUMMARIES



—/— **NORTHWESTERN ST** (0-1) **7**
RV/RV **TEXAS A&M** (1-0) **59**

THURSDAY, AUG. 30 • KYLE FIELD • COLLEGE STATION, TEXAS
ATTENDANCE: 95,855 • TV: SEC NETWORK

COLLEGE STATION, Texas (AP) -- Trayveon Williams ran for 240 yards and three touchdowns in just more than two quarters as Texas A&M routed Northwestern State 59-7 in coach Jimbo Fisher's debut with the Aggies on Thursday night.

Williams scored Texas A&M's first touchdown on a 73-yard run, and a 2-yard scamper made it 21-0 in the second quarter. The junior pushed the lead to 42-0 when he burst through the line and simply outran everyone else for a 40-yard score early in the third quarter in his last play of the night.

It was the second-best rushing performance in school history behind the 297 yards Bob Smith ran for against SMU on Nov. 11, 1950, and Williams became the 20th player in Texas A&M history to reach 2,000 career yards rushing (2,095). Kwame Etwi added 83 yards rushing and a score to help the Aggies rush for more than 400 yards (503) for the first time since 2003.

Kellen Mond started at quarterback for the Aggies after vying with Nick Starkel for the job throughout camp and threw for 184 yards and touchdown passes of 7 and 8 yards and added a score on a 1-yard run. Starkel took over in the third quarter with the game out of hand and threw for 63 yards and a touchdown.

The Aggies handled business easily against Northwestern State, an FCS school which plays in the Southland Conference, to help Fisher to a victory in his first game since leaving Florida State for a 10-year, \$75 million contract.

Northwestern State split plays at quarterback between Shelton Eppler and Clay Holgorsen. Eppler started and threw for 105 yards and Holgorsen finished with 125 yards passing and touchdown.

	1	2	3	4	SCORE
NSU	0	0	0	7	7
TAMU	7	28	17	7	59

SCORING SUMMARY

1ST	11:41	TAMU	Williams 73 yd run (LaCamera kick)	3-93 1:24
2ND	14:56	TAMU	Sternberger 7 yd pass from Mond (LaCamera kick)	8-59 2:37
	08:11	TAMU	Williams 2 yd run (LaCamera kick)	9-76 3:58
	04:16	TAMU	Mond 1 yd run (LaCamera kick)	8-55 2:34
	00:06	TAMU	Sternberger 8 yd pass from Mond (LaCamera kick)	13-87 2:21
3RD	12:20	TAMU	Williams 40 yd run (LaCamera kick)	6-65 2:40
	09:23	TAMU	Etwi 4 yd run (LaCamera kick)	6-61 2:06
	03:24	TAMU	LaCamera 52 yd field goal	11-57 4:45
4TH	14:39	NSU	Ferguson 71 yd pass from Holgorsen (Fendrick kick)	1-77 0:14
	08:00	TAMU	Preston 14 yd pass from Starkel (LaCamera kick)	11-75 6:39

	NSU	TAMU
FIRST DOWNS	13	40
RUSHES-YARDS (NET)	13-21	61-503
PASSING YDS (NET)	230	255
Passes Att-Comp-Int	35-18-0	35-23-0
TOTAL OFFENSE PLAYS-YARDS	48-251	96-758
Fumble Returns-Yards	1-6	0-0
Punt Returns-Yards	1-0	3-9
Kickoff Returns-Yards	3-66	1-13
Interception Returns-Yards	0-0	0-0
Punts (Number-Avg)	9-42.1	2-52.5
Fumbles-Lost	1-0	2-1
Penalties-Yards	11-93	8-95
Possession Time	18:57	41:03
Third-Down Conversions	1 of 12	8 of 11
Fourth-Down Conversions	0 of 0	0 of 0
Red-Zone Scores-Chances	0-1	6-7
Sacks By: Number-Yards	2-17	0-0

RUSHING: **NSU**-Holgorsen, Clay 2-7; West, Jared 4-7; Anderson, Stadford 4-4; Smith, Da'Von 3-3. **Texas A&M**-T. Williams 20-240; Kwame Etwi 8-83; Jashaun Corbin 8-49; Vernon Jackson 7-49; Jacob Kibodi 3-26; Deneric Prince 2-21; Connor Blumrick 3-20; Charles Strong 4-12; Kellen Mond 6-3.

PASSING: **NSU**-Holgorsen, Clay 9-19-0-125; Eppler, Shelton 9-16-0-105. **Texas A&M**-Kellen Mond 17-25-0-184; Nick Starkel 5-8-0-63; Connor Blumrick 1-1-0-8; Team 0-1-0-0.

RECEIVING: **NSU**-Ferguson, Jazz 4-129; Shorts, Quan 4-20; Watson, Jaylen 3-30; West, Jared 3-18; Anderson, Stadford 1-12; Chapman, Marquisian 1-9; Smith, Da'Von 1-7; Bourque, Bryson 1-5. **Texas A&M**-Jhamon Ausbon 6-81; J. Sternberger 5-56; Camron Buckley 3-44; Kendrick Rogers 2-33; Jalen Preston 1-14; Ryan Renick 1-8; Jashaun Corbin 1-8; Andrew Boykin 1-8; Roshaud Paul 1-2; T. Williams 1-2; C. Gillaspia 1-minus 1.

INTERCEPTIONS: **NSU**-None. **Texas A&M**-None.

FUMBLES: **NSU**-Bourgeois, Hayden 1-0. **Texas A&M**-Roshaud Paul 1-0; Vernon Jackson 1-1.



2/2 **CLEMSON** (2-0) **28**
RV/RV **TEXAS A&M** (1-1) **26**

SATURDAY, SEPT. 8 • KYLE FIELD • COLLEGE STATION, TEXAS
ATTENDANCE: 104,794 • TV: ESPN

COLLEGE STATION, Texas (AP) -- Kelly Bryant threw for 205 yards and a touchdown and ran for another score to help No. 2 Clemson escape with a 28-26 victory over Kellen Mond and Texas A&M on Saturday night.

Mond was spectacular in the second half, throwing for three touchdowns, with a 14-yard pass to Kendrick Rogers cutting the lead to 28-26 with 46 seconds left. But his big performance came up just short when the 2-point conversion attempt was intercepted in the end zone.

Mond finished with a career-high 430 yards passing and Rogers had 120 yards receiving and two TDs.

Freshman Trevor Lawrence started the second half, but failed to move the ball effectively and Bryant took over and led the Tigers on two touchdown drives in the last five minutes of the third quarter to extend the lead to 15 points.

Mond got the Aggies to 28-20 when he threw a 14-yard pass to Quartney Davis with about 14 minutes left.

The Aggies were driving with about two minutes left when Davis ran after making a catch and K'Von Wallace caused him to fumble the ball out of the back of the end zone for a touchback to give Clemson the ball. The call was reviewed but upheld and Texas A&M coach Jimbo Fisher got in the face of one of the referees and yelled for a bit as Davis doubled over in disbelief and covered his face as he was consoled by teammates.

Clemson's vaunted defensive line, led by first-team All-America end, Clelin Ferrell and tackle Christian Wilkins and second-team All-America tackle Dexter Lawrence, helped the Tigers pile up 10 tackles for losses and four sacks.

	1	2	3	4	SCORE
CLEMSON	7	7	14	0	28
TAMU	3	0	10	13	26

SCORING SUMMARY

1ST	04:28	TAMU	LaCamera 40 yd field goal	8-32 3:29
	01:23	CU	Bryant 1 yd run (Huegel kick)	7-75 3:05
2ND	14:13	CU	Higgins 64 yd pass from Lawrence (Huegel kick)	1-64 0:14
3RD	10:37	TAMU	LaCamera 40 yd field goal	5-34 2:28
	04:59	CU	Overton 8 yd pass from Bryant (Huegel kick)	4-73 1:29
	04:22	TAMU	Rogers 9 yd pass from Mond (LaCamera kick)	2-78 0:37
	01:01	CU	Etienne 1 yd run (Huegel kick)	8-75 3:21
4TH	14:07	TAMU	Davis 14 yd pass from Mond (LaCamera kick)	6-75 1:54
	00:46	TAMU	Rogers 24 yd pass from Mond (Mond pass intcpt)	3-49 0:26

	CU	TAMU
FIRST DOWNS	14	25
RUSHES-YARDS (NET)	32-115	32-71
PASSING YDS (NET)	298	430
Passes Att-Comp-Int	27-17-0	40-23-0
TOTAL OFFENSE PLAYS-YARDS	59-413	72-501
Fumble Returns-Yards	1-3	0-0
Punt Returns-Yards	2-9	2-25
Kickoff Returns-Yards	1-16	2-34
Interception Returns-Yards	0-0	0-0
Punts (Number-Avg)	8-40.1	5-55.0
Fumbles-Lost	2-0	3-2
Penalties-Yards	4-49	5-32
Possession Time	26:08	33:52
Third-Down Conversions	4 of 13	6 of 16
Fourth-Down Conversions	0 of 1	0 of 0
Red-Zone Scores-Chances	3-4	3-4
Sacks By: Number-Yards	4-19	1-8

RUSHING: **CLEMSON**-Kelly Bryant 15-54; Travis Etienne 8-44; Adam Choice 3-27; Tavien Feaster 2-minus 1; Trevor Lawrence 2-minus 1; TEAM 2-minus 8. **Texas A&M**-Kellen Mond 10-33; T. Williams 17-31; Kwame Etwi 3-8; C. Gillaspia 1-5; Nick Starkel 1-minus 6.

PASSING: **CLEMSON**-Kelly Bryant 12-17-0-205; Trevor Lawrence 5-9-0-93; Hunter Renfrow 0-1-0-0. **Texas A&M**-Kellen Mond 23-40-0-430; Nick Starkel 0-0-0-0.

RECEIVING: **CLEMSON**-Amari Rodgers 5-73; Hunter Renfrow 4-59; Tee Higgins 3-123; Travis Etienne 3-23; Diondre Overton 2-20. **Texas A&M**-Kendrick Rogers 7-120; Camron Buckley 4-93; Jhamon Ausbon 3-61; T. Williams 3-40; J. Sternberger 2-48; Quartney Davis 2-39; C. Gillaspia 1-21; Trevor Wood 1-8.

INTERCEPTIONS: **CLEMSON**-None. **Texas A&M**-None.

FUMBLES: **CLEMSON**-Kelly Bryant 1-0; TEAM 1-0. **Texas A&M**-T. Williams 1-0; Quartney Davis 1-1; Nick Starkel 1-1.

GAME SUMMARIES

	—/— ULM (2-1)	10
	RV/RV TEXAS A&M (2-1)	48

SATURDAY, SEPT. 15 • KYLE FIELD • COLLEGE STATION, TEXAS
ATTENDANCE: 96,727 • TV: SEC NETWORK

COLLEGE STATION, Texas (AP) -- In his first year at Texas A&M, one of the things coach Jimbo Fisher has enjoyed most is watching sophomore quarterback Kellen Mond grow and develop from week to week.

Mond had another big game on Saturday night, running for two touchdowns and throwing for a third to give Texas A&M a 48-10 win over Louisiana-Monroe.

Mond had a 7-yard scoring run in the second quarter and the Aggies returned a blocked field-goal attempt for a touchdown to build a 24-10 halftime lead.

Mond scrambled nine yards and hopped into the end zone untouched for his second score midway through the third quarter to extend the lead to 21 points. He connected with Jace Sternberger on a 20-yard touchdown pass that made it 41-10 with about eight minutes left.

Trayveon Williams had 128 yards rushing and Texas A&M (2-1) bounced back after losing to No. 2 Clemson 28-26 last week. Mond, who threw for a career-high 430 yards last week, finished with 210 yards passing and 67 yards rushing.

Caleb Evans threw for 225 yards with a touchdown and an interception for Louisiana-Monroe (2-1).

Though his team finished with just five penalties for 55 yards, Fisher was said that's an area the Aggies need to clean up.

The Aggies took a 7-0 lead on a 2-yard touchdown run by Williams on their first possession. He had five carries for 49 yards to power the drive.

Louisiana-Monroe added a field goal before Mond's first touchdown, where he pulled two defenders with him into the end zone, pushed the lead to 14-3 early in the second quarter.

ULM used a 44-yard reception by Marcus Green to move deep into Texas A&M territory but the Warhawks came away empty-handed when Daylon Mack blocked a field-goal attempt and Tyrel Dodson returned it 78 yards for a touchdown which pushed the lead to 24-3. Mack's block sent it right into Dodson's hands and he was able to dash down the field untouched.

Evans then orchestrated another long drive for Louisiana-Monroe which featured a 34-yard completion. The Warhawks got within 24-10 at halftime when he capped that drive with a 2-yard TD pass to R.J. Turner with four seconds left in the second quarter.

	1	2	3	4	SCORE
ULM	3	7	0	0	10
TAMU	7	14	10	14	48

SCORING SUMMARY

1ST	08:52	TAMU	Williams 2 yd run (Small kick)	9-84 3:47
	01:08	ULM	Ford 27 yd field goal	11-67 2:46
2ND	10:17	TAMU	Mond 7 yd run (Small kick)	13-75 5:51
	05:33	TAMU	Small 40 yd field goal	9-75 3:20
	01:21	TAMU	Dodson 78 yd blocked FG return (Small kick)	
	00:04	ULM	Turner 2 yd pass from Evans, Caleb (Ford kick)	5-75 1:17
3RD	06:05	TAMU	Mond 9 yd run (Small kick)	7-54 3:19
	00:11	TAMU	Small 36 yd field goal	9-61 3:36
4TH	08:05	TAMU	Sternberger 20 yd pass from Mond (Small kick)	7-75 4:07
	00:39	TAMU	Corbin 2 yd run (Small kick)	10-85 5:16

	ULM	TAMU
FIRST DOWNS	15	32
RUSHES-YARDS (NET)	29-125	45-281
PASSING YDS (NET)	225	249
Passes Att-Comp-Int	28-15-1	27-19-0
TOTAL OFFENSE PLAYS-YARDS	57-350	72-530
Fumble Returns-Yards	0-0	0-0
Punt Returns-Yards	0-0	0-0
Kickoff Returns-Yards	1-16	1-19
Interception Returns-Yards	0-0	1-0
Punts (Number-Avg)	6-37.2	2-42.5
Fumbles-Lost	0-0	0-0
Penalties-Yards	4-38	5-55
Possession Time	25:07	34:53
Third-Down Conversions	2 of 10	7 of 11
Fourth-Down Conversions	0 of 0	0 of 0
Red-Zone Scores-Chances	2-3	6-6
Sacks By: Number-Yards	1-4	4-13

RUSHING: **ULM**-Vaughn, Austin 8-33; Gore, Derrick 5-27; Myers, Javin 1-23; Evans, Caleb 11-23; Johnson, Josh 2-15; Green, Marcus 1-3; White, Kayin 1-1. **Texas A&M**-T. Williams 22-128; Kellen Mond 9-67; Jashaun Corbin 10-64; Quartney Davis 1-11; Kwame Etwi 3-11.

PASSING: **ULM**-Evans, Caleb 15-28-1-225. **Texas A&M**-Kellen Mond 16-24-0-210; Nick Starkel 3-3-0-39.

RECEIVING: **ULM**-Green, Marcus 4-75; Turner, R.J. 4-38; McCray, Markis 2-52; Jackson, Zachari 1-36; Spiller, Sloan 1-16; Hodoh, Jonathan 1-5; White, Kayin 1-2; Lamm, Tyler 1-1. **Texas A&M**-Jhamon Ausbon 4-59; Quartney Davis 4-53; Roshauud Paul 4-49; J. Sternberger 3-42; Camron Buckley 2-28; Hezekiah Jones 2-18.

INTERCEPTIONS: **ULM**-None. **Texas A&M**-Larry Pryor 1-0.

FUMBLES: **ULM**-None. **Texas A&M**-None.

	1/1 ALABAMA (4-0, 1-0)	45
	22/22 TEXAS A&M (2-2, 0-1)	23

SATURDAY, SEPT. 22 • BRYANT-DENNY STADIUM • TUSCALOOSA, ALABAMA
ATTENDANCE: 101,821 • TV: CBS

TUSCALOOSA, Ala. (AP) -- Tua Tagovailoa passed for 387 yards and four touchdowns and ran for another score to lead No. 1 Alabama to a 45-23 rout of No. 22 Texas A&M on Saturday.

The Crimson Tide (4-0, 2-0 Southeastern Conference) easily passed the first test against a ranked team. Kellen Mond and the Aggies (2-2, 0-1) couldn't put up nearly the fight they had in a 28-26 loss to No. 3 Clemson.

Tagovailoa completed 22 of 30 passes before leaving after Henry Ruggs III took a shuttle pass 57 yards for a score late in the third. His first attempt went for a 30-yard touchdown to a diving DeVonta Smith, and he hit tight end Hale Hentges for two more scores.

Damien Harris didn't get many touches but had a 35-yard run and a 52-yard catch.

Mond completed 16 of 33 passes for 196 yards with a touchdown but was intercepted twice, including on his first throw. He collected 98 yards rushing despite getting sacked seven times.

The SEC's top rusher, Trayveon Williams, found little room to run. He gained 31 yards on eight carries.

Texas A&M seemed poised for a while to give the Tide its first test of the season. But Tagovailoa & Co. kept answering and scored 10 points in the final 1:09 before halftime for a 31-13 lead.

Tagovailoa set up a touchdown with a 52-yard pass down the right sideline to Harris. Then freshman cornerback Patrick Surtain Jr. intercepted Mond's deep ball and the Tide drove for a field goal.

	1	2	3	4	SCORE
TAMU	7	6	3	7	23
BAMA	14	17	14	0	45

SCORING SUMMARY

1ST	14:10	UA	Smith 30 yd pass from Tagovailoa (Bulovas kick)	1-30 0:08
	04:55	TAMU	Sternberger 15 yd pass from Mond (Small kick)	8-99 4:15
	00:45	UA	Tagovailoa 1 yd run (Bulovas kick)	9-75 4:10
2ND	08:50	TAMU	Small 52 yd field goal	4-22 2:11
	06:50	UA	Hentges 23 yd pass from Tagovailoa (Bulovas kick)	6-75 2:00
	03:24	TAMU	Small 32 yd field goal	8-60 3:26
	01:09	UA	Hentges 6 yd pass from Tagovailoa (Bulovas kick)	6-75 2:15
	00:00	UA	Bulovas 47 yd field goal	3-17 0:19
3RD	10:03	UA	Jacobs 3 yd run (Bulovas kick)	7-80 1:29
	05:33	TAMU	Small 25 yd field goal	10-67 4:30
	02:01	UA	Ruggs III 57 yd pass from Tagovailoa (Bulovas kick)	2-92 0:29
4TH	07:36	TAMU	Mond 9 yd run (Small kick)	11-88 5:26

	TAMU	BAMA
FIRST DOWNS	22	24
RUSHES-YARDS (NET)	28-130	28-109
PASSING YDS (NET)	263	415
Passes Att-Comp-Int	44-23-2	33-25-0
TOTAL OFFENSE PLAYS-YARDS	72-393	61-524
Fumble Returns-Yards	0-0	0-0
Punt Returns-Yards	0-0	2-25
Kickoff Returns-Yards	1-15	0-0
Interception Returns-Yards	0-0	2-20
Punts (Number-Avg)	5-60.8	6-36.0
Fumbles-Lost	0-0	1-0
Penalties-Yards	4-50	9-82
Possession Time	32:36	27:24
Third-Down Conversions	3 of 12	4 of 10
Fourth-Down Conversions	0 of 0	0 of 0
Red-Zone Scores-Chances	4-5	3-3
Sacks By: Number-Yards	0-0	7-31

RUSHING: **Texas A&M**-Kellen Mond 18-98; T. Williams 8-31; Jashaun Corbin 2-1. **Alabama**-Damien Harris 7-52; Najee Harris 8-43; Josh Jacobs 6-11; Tua Tagovailoa 4-10; Jalen Hurts 3-minus 7.

PASSING: **Texas A&M**-Kellen Mond 16-33-2-196; Nick Starkel 7-11-0-67. **Alabama**-Tua Tagovailoa 22-30-0-387; Jalen Hurts 3-3-0-28.

RECEIVING: **Texas A&M**-Quartney Davis 5-59; Camron Buckley 4-41; Kendrick Rogers 4-38; J. Sternberger 3-59; Jashaun Corbin 3-24; Kwame Etwi 1-16; Jhamon Ausbon 1-15; T. Williams 1-6; C. Gillaspia 1-5. **Alabama**-Jerry Jeudy 6-78; Irv Smith Jr. 4-74; DeVonta Smith 4-56; Henry Ruggs III 3-84; Jaylen Waddle 3-21; Damien Harris 2-48; Hale Hentges 2-29; Josh Jacobs 1-25.

INTERCEPTIONS: **Texas A&M**-None. **Alabama**-Patrick Surtain 1-20; Mack Wilson 1-0.

FUMBLES: **Texas A&M**-None. **Alabama**-Jalen Hurts 1-0.

GAME SUMMARIES

	ARKANSAS (1-4, 0-2)	17
RV/RV	TEXAS A&M (3-2, 1-1)	24

SATURDAY, SEPT. 29 • AT&T STADIUM • ARLINGTON, TEXAS
ATTENDANCE: 55,383 • TV: ESPN

ARLINGTON, Texas (AP) -- Jashaun Corbin had the first 100-yard kickoff return to start a game for Texas A&M since 1994. Trayveon Williams ran for 153 yards with two touchdowns and the Aggies beat Arkansas 24-17 on Saturday for coach Jimbo Fisher's first Southeastern Conference victory.

Corbin, a true freshman, fielded his first career return at the edge of the end zone and took off before shooting through an open gap across the field toward the opposite sideline. He streaked by the A&M bench and scored untouched to put the Aggies (3-2, 1-1 SEC) ahead to stay.

Williams, whose 1-yard score capped A&M's first offensive possession, had a 4-yard TD with 5 minutes left that made it 24-10 and proved to be the decisive score.

Arkansas (1-4, 0-2) was already down 17-0 after having minus-3 total yards with no first downs and punting on each of its first four offensive possessions.

But because of two interceptions thrown by Kellen Mond and two missed field goals by Seth Small, the Razorbacks still had a chance when they got the ball back with less than 2 minutes left in the game. But their attempt to force overtime for the fourth time in the last five games in the series ended when Donovan Wilson intercepted a pass by Ty Storey with 1:11 left.

Texas A&M has won seven consecutive games against former Southwest Conference rival Arkansas since they reconnected in the SEC in 2012. It's the longest winning streak by either team in the 75-game series that dates back to 1903.

	1	2	3	4	SCORE
ARK	0	7	3	7	17
TAMU	14	3	0	7	24

SCORING SUMMARY

1ST	14:46	TAMU	Corbin 100 yd kickoff return (Small kick)	-
	08:36	TAMU	Williams 1 yd run (Small kick)	9-79 4:50
2ND	12:36	TAMU	Small 30 yd field goal	7-48 2:36
	09:35	ARK	Kelley 1 yd run (Limpert kick)	7-75 3:01
3RD	11:16	ARK	Limpert 47 yd field goal	9-46 3:44
4TH	05:03	TAMU	Williams 4 yd run (Small kick)	7-61 3:31
	03:16	ARK	Woods 29 yd pass from Storey (Limpert kick)	6-75 1:47

	ARK	TAMU
FIRST DOWNS	11	24
RUSHES-YARDS (NET)	26-55	46-176
PASSING YDS (NET)	193	201
Passes Att-Comp-Int	27-14-1	26-17-2
TOTAL OFFENSE PLAYS-YARDS	53-248	72-377
Fumble Returns-Yards	0-0	0-0
Punt Returns-Yards	0-0	3--2
Kickoff Returns-Yards	1-11	2-110
Interception Returns-Yards	2-5	1-0
Punts (Number-Avg)	8-43.2	4-48.8
Fumbles-Lost	1-0	0-0
Penalties-Yards	6-61	7-44
Possession Time	23:04	36:56
Third-Down Conversions	3 of 12	2 of 10
Fourth-Down Conversions	0 of 0	1 of 1
Red-Zone Scores-Chances	1-1	3-5
Sacks By: Number-Yards	3-18	5-25

RUSHING: **ARK**-Rakeem Boyd 10-47; Tj Hammonds 3-6; Chase Hayden 1-1; Ty Storey 10-1; Cole Kelley 1-1; Team 1-minus 1. **Texas A&M**-T. Williams 29-152; Kellen Mond 11-14; Jashaun Corbin 4-12; Team 2-minus 2.

PASSING: **ARK**-Ty Storey 14-26-1-193; Cole Kelley 0-1-0-0. **Texas A&M**-Kellen Mond 17-26-2-201.

RECEIVING: **ARK**-Rakeem Boyd 4-33; Cheyenne O'Grady 3-77; Mike Woods 2-50; Jordan Jones 2-6; Jared Cornelius 1-11; LaMichael Pettway 1-10; Deon Stewart 1-6. **Texas A&M**-Cameron Buckley 5-72; J. Sternberger 4-51; Hezekiah Jones 4-33; Roshaud Paul 1-19; T. Williams 1-13; Quartney Davis 1-8; Jhamon Ausbon 1-5.

INTERCEPTIONS: **ARK**-Dre Greenlaw 2-5. **Texas A&M**-Donovan Wilson 1-0.

FUMBLES: **ARK**-Ty Clary 1-0. **Texas A&M**-None.

	13/15 KENTUCKY (5-1, 3-1)	14
RV/RV	TEXAS A&M (4-2, 2-1)	20

SATURDAY, OCT. 6 • KYLE FIELD • COLLEGE STATION, TEXAS
ATTENDANCE: 99,829 • TV: ESPN

COLLEGE STATION, Texas (AP) -- Trayveon Williams flipped into the end zone on a 10-yard run in overtime to give the Texas A&M a 20-14 victory over No. 13 Kentucky on Saturday night.

The Wildcats' Miles Butler missed a 43-yard field goal to start overtime, with the ball bouncing back off the crossbar, and the Aggies capitalized with Williams' touchdown run four plays later.

The Aggies (4-2, 2-1 Southeastern Conference) appeared to be in control and were trying to drain the clock when Mond fumbled, and safety Darius West scooped up the ball and returned it 40 yards for a touchdown to it at 14 with 4:17 remaining.

Texas A&M took a 14-7 lead early in the fourth quarter when Kellen Mond tried throwing underneath to Cameron Buckley. The ball glanced off of Buckley's hands and right into those of tight end Jace Sternberger, who scooted 46 yards up the middle for a go-ahead touchdown.

The Aggies snapped a six-game losing streak to Associated Press Top 25 opponents, including losses this season to top-ranked Alabama and then-No. 2 Clemson.

The Wildcats (5-1, 3-1) were trying to improve to 6-0 for the first time since 1950.

	1	2	3	4	OT	SCORE
KENTUCKY	7	0	0	7	0	14
TAMU	0	7	0	7	6	20

SCORING SUMMARY

1ST	01:10	UK	Bowden Jr. 54 yd pass from Wilson (Butler kick)	5-68 2:22
2ND	01:14	TAMU	Davis 3 yd pass from Mond (Small kick)	13-70 4:43
4TH	10:13	TAMU	Sternberger 46 yd pass from Mond (Small kick)	2-48 0:54
	04:17	UK	West 40 yd fumble recovery (Butler kick)	-
OT	15:00	TAMU	Williams 10 yd run	4-25 0:00

	UK	TAMU
FIRST DOWNS	8	21
RUSHES-YARDS (NET)	30-70	45-164
PASSING YDS (NET)	108	226
Passes Att-Comp-Int	20-13-0	30-18-1
TOTAL OFFENSE PLAYS-YARDS	50-178	75-390
Fumble Returns-Yards	1-40	0-0
Punt Returns-Yards	2-1	4-65
Kickoff Returns-Yards	0-0	1-12
Interception Returns-Yards	1-19	0-0
Punts (Number-Avg)	10-48.7	5-59.6
Fumbles-Lost	3-0	3-1
Penalties-Yards	8-52	6-25
Possession Time	25:02	34:58
Third-Down Conversions	2 of 13	7 of 17
Fourth-Down Conversions	0 of 0	1 of 2
Red-Zone Scores-Chances	0-1	2-3
Sacks By: Number-Yards	4-27	6-25

RUSHING: **UK**-Benny Snell 13-60; Asim Rose 3-6; Terry Wilson 14-4. **Texas A&M**-T. Williams 24-138; Jashaun Corbin 4-22; Kellen Mond 16-15; Team 1-minus 11.

PASSING: **UK**-Terry Wilson 13-20-0-108. **Texas A&M**-Kellen Mond 18-29-1-226; Team 0-1-0-0.

RECEIVING: **UK**-Benny Snell 4-18; Lynn Bowden Jr. 3-55; C.J. Conrad 3-25; Josh Ali 1-5; Asim Rose 1-3; Dorian Baker 1-2. **Texas A&M**-T. Williams 6-72; J. Sternberger 5-95; Quartney Davis 3-24; Kendrick Rogers 2-13; Jashaun Corbin 1-15; Camron Buckley 1-7.

INTERCEPTIONS: **UK**-Darius West 1-19. **Texas A&M**-None.

FUMBLES: **UK**-Terry Wilson 1-0; Benny Snell 1-0; Asim Rose 1-0. **Texas A&M**-Kellen Mond 2-1; Erik McCoy 1-0.

GAME SUMMARIES



22/22 **TEXAS A&M** (5-2, 3-1) **26**
 -/- **SOUTH CAROLINA** (3-2, 2-3) **23**

SATURDAY, OCT. 13 • WILLIAMS-BRICE STADIUM • COLUMBIA, SOUTH CAROLINA
ATTENDANCE: 76,871 • TV: SEC NETWORK

COLUMBIA, S.C. (AP) -- Kellen Mond threw for 353 yards and freshman Seth Small had four field goals, including the go-ahead kick in the fourth quarter, to lift No. 22 Texas A&M to a 26-23 victory over South Carolina on Saturday.

The Aggies (5-2, 3-1 Southeastern Conference) won their third straight this season and moved to 5-0 against the Gamecocks (3-3, 2-3) since joining the league in 2012.

Mond also had a 4-yard touchdown pass to Jace Sternberger in the second quarter and, when Small hit a 32-yard field goal on the Aggies' first drive of the second half to go up 16-0, it looked like more than enough to put away the Gamecocks, who managed just 102 yards of offense the first 30 minutes.

That's when Jake Bentley, returning after missing last week's win over Missouri with a knee injury, led a pair of third-quarter TD drives -- and the two-point conversions both times.

Bentley had a 22-yard scoring pass to Shi Smith to start the comeback, then hit Chavis Dawkins for a 33-yard touchdown throw off a flea flicker.

Bryan Edwards caught both two-point tries, stretching second across the line before falling out of bounds to tie the game.

Texas A&M responded with the winning drive next time out, moving 45 yards to set Small up for a 39-yard field goal with 9:16 left.

The Aggies sealed things with Trayveon Williams' 3-yard scoring run with 1:36 left.

South Carolina got a final TD pass from Bentley to Samuel with 48 seconds to go, but could not execute an onside kick attempt. Texas A&M ran out the clock.

Mond got the Aggies going when he found his big tight end Sternberger. The 6-foot-4, 250-pound junior had a 53-yard reception where he dragged safety Steven Montac (some 65 pounds lighter) about 25 yards inside the South Carolina 10.

Small opened Texas A&M's scoring with a 52-yard field goal, the freshman tying his career long kick.

South Carolina struggled with Bentley back behind center in the opening half. The junior, talked about at times this season as an NFL prospect, was 6 of 17 passing the first 30 minutes for 46 yards. He had an awful interception in the end zone to kill off the Gamecocks best scoring chance of the half.

Mond was 25 of 37 passing. His 353 yards was the second most of his career after throwing for 430 yards in a 28-26 loss to No. 4 Clemson last month.

	1	2	3	4	SCORE
TAMU	3	10	3	10	26
SC	0	0	16	7	23

SCORING SUMMARY

1ST	00:31	TAMU	Small 52 yd field goal	10-45 4:38
2ND	04:19	TAMU	Sternberger 4 yd pass from Mond (Small kick)	5-94 3:12
	00:00	TAMU	Small 20 yd field goal	9-73 3:21
3RD	08:36	TAMU	Small 32 yd field goal	11-60 6:24
	04:54	SC	Smith 22 yd pass from Bentley (Edwards pass from Bentley)	10-82 3:35
	00:24	SC	Dawkins 33 yd pass from Bentley (Edwards pass from Bentley)	7-88 2:43
4TH	09:16	TAMU	Small 39 yd field goal	11-55 6:02
	01:36	TAMU	Williams 3 yd run (Small kick)	11-78 5:45
	00:48	SC	Samuel 6 yd pass from Bentley (White kick)	5-75 0:48

	TAMU	SC
FIRST DOWNS	25	19
RUSHES-YARDS (NET)	40-105	18-76
PASSING YDS (NET)	353	223
Passes Att-Comp-Int	37-25-0	35-17-1
TOTAL OFFENSE PLAYS-YARDS	77-458	53-299
Fumble Returns-Yards	0-0	0-0
Punt Returns-Yards	2-15	2-34
Kickoff Returns-Yards	2-48	2-32
Interception Returns-Yards	1-0	0-0
Punts (Number-Avg)	4-52.2	6-50.7
Fumbles-Lost	0-0	1-1
Penalties-Yards	12-117	4-39
Possession Time	42:20	17:40
Third-Down Conversions	3 of 13	2 of 9
Fourth-Down Conversions	0 of 0	1 of 1
Red-Zone Scores-Chances	5-5	1-2
Sacks By: Number-Yards	1-10	2-15

RUSHING: **Texas A&M**-T. Williams 19-78; Kellen Mond 13-25; Jashaun Corbin 5-21; Team 3-minus 19. **South Carolina**-Ty'Son Williams 7-48; Rico Dowdle 7-19; Jake Bentley 4-9.

PASSING: **Texas A&M**-Kellen Mond 25-37-0-353. **South Carolina**-Jake Bentley 17-35-1-223.

RECEIVING: **Texas A&M**-Quartney Davis 9-127; J. Sternberger 7-145; Camron Buckley 3-44; Hezekiah Jones 3-24; Jashaun Corbin 2-9; T. Williams 1-4. **South Carolina**-Deebo Samuel 7-88; Bryan Edwards 4-42; Shi Smith 3-51; Chavis Dawkins 1-33; Jacob August 1-6; Kiel Pollard 1-3.

INTERCEPTIONS: **Texas A&M**-Charles Oliver 1-0. **South Carolina**-None.

FUMBLES: **Texas A&M**-None. **South Carolina**-Bryan Edwards 1-1.



16/17 **TEXAS A&M** (5-2, 3-1) -
 RV/RV **MISSISSIPPI STATE** (4-3, 1-3) -

SATURDAY, OCT. 27 • DAVIS WADE STADIUM • STARKVILLE, MISSISSIPPI
ATTENDANCE: - • TV: ESPN