

**LOUISVILLE**  
**(8-4, 4-4 ACC)**

Sept. 2	vs. Purdue	W, 35-28
Sept. 9	at North Carolina*	W, 47-35
Sept. 16	Clemson*	L, 21-47
Sept. 23	Kent State	W, 42-3
Sept. 30	Murray State	W, 55-10
Oct. 5	at NC State*	L, 25-39
Oct. 14	Boston College*	L, 42-45
Oct. 21	at Florida State*	W, 31-28
Oct. 28	at Wake Forest*	L, 32-42
Nov. 11	Virginia*	W, 38-21
Nov. 18	Syracuse*	W, 56-10
Nov. 25	at Kentucky	W, 44-17
Dec. 30	vs. Mississippi State	Noon

**MISSISSIPPI STATE**  
**(8-4, 4-4 SEC)**

Sept. 2	Charleston Southern	W, 49-0
Sept. 9	at Louisiana Tech	W, 57-21
Sept. 16	LSU*	W, 37-7
Sept. 23	at Georgia*	L, 3-31
Sept. 30	at Auburn*	L, 10-49
Oct. 14	BYU	W, 35-10
Oct. 21	Kentucky*	W, 45-7
Oct. 28	at Texas A&M*	W, 35-14
Nov. 3	UMass	W, 34-23
Nov. 11	Alabama*	L, 24-31
Nov. 18	at Arkansas*	W, 28-21
Nov. 23	Mississippi*	L, 28-31
Dec. 30	vs. Louisville	Noon

**ABOUT THE GAME****TV • ESPN****PLAY-BY-PLAY**

Tom Hart

**ANALYST**

Jordan Rogers

**REPORTER**

Cole Cubelic

**RADIO • LOUISVILLE SPORTS PROPERTIES****PLAY-BY-PLAY**

Paul Rogers

**ANALYST**

Alex Kupper

**REPORTER**

Jody Demling

**SATELLITE RADIO**

Channel 81 XM

Channel 81 Sirius

**SATURDAY, DEC. 30 • 12:03 PM • ESPN**  
**JACKSONVILLE, FLA • EVERBANK FIELD (77,511)****CARDINALS READY FOR EIGHTH CONSECUTIVE TRIP TO THE POSTSEASON**

The University of Louisville will make its eighth-consecutive trip to the postseason when the Cardinals face Mississippi State in the 2017 TaxSlayer Bowl in Jacksonville, Fla., on Dec. 30 at Everbank Field.

The Cardinals have won three games in a row to close the regular season to improve to 8-4 after a 44-17 win over Kentucky — the sixth win in seven attempts versus their intrastate rival. Louisville has a chance for its fifth nine-win season over the last six years and the seventh in eight seasons under head coach Bobby Petrino.

The Cardinals bring one of the nation's top offenses, averaging 560.5 yards per game, which ranks third in the country. Averaging 351.7 yards on the ground in the last three games, the Cardinals are 13th nationally in rushing with an average of 249.9 yards per game. The Cardinals rushed for 346 yards and three scores in the win over Wildcats.

The Cardinals and Bulldogs will meet for the fifth time in school history, with the series deadlocked at 2-2.

**GAME CENTER — #LOUvs#HAILSTATE****LOUISVILLE CARDINALS****RECORD:** 8-4, 4-4 ACC**RANKING:** NR - AP | NR - COACHES**COACH:** Bobby Petrino**AT LOUISVILLE:** 75-26**CAREER:** 117-47**VS. MISSISSIPPI STATE:** 3-1**LAST GAME:** W, 44-17 at Kentucky**SERIES:** Tied at 2-2**MISSISSIPPI STATE****RECORD:** 8-4, 4-4 SEC**RANKING:** 24 - AP | 23 - COACHES**COACH:** JOE MOORHEAD**AT MISSISSIPPI STATE:** 0-0**CAREER:** 38-13**VS. LOUISVILLE:** First Meeting**LAST GAME:** L, 28-31 vs. Mississippi**SERIES:** Tied at 2-2**QUICK NOTES**

- ▶ Louisville is appearing in a bowl game for the 22nd time in school history and the eighth straight time dating back to the 2010 campaign.
- ▶ The Cardinals are 10-10-1 all-time in bowl appearances, having won three of the last five postseason appearances.
- ▶ After dropping a 42-32 decision to Wake Forest on Oct. 28, the Cardinals have won three-consecutive games, posting a 30.7 margin of victory in those contests.
- ▶ The Cardinals have scored over 30 points in six-straight games and 10 times during the course of the 2017 season. The team ranks 13th nationally with an average of 39.0 points per game.
- ▶ The Cardinals have rushed for 64 touchdowns over the last two years — running for an identical 32 scores in consecutive seasons. **Lamar Jackson** has accounted for 38 of those touchdowns over that span.
- ▶ The Cardinals are on pace to set the school record for rushing yards in a season, topping last season's mark of 3,148 yards. Entering the postseason with 2,999 yards, the Cardinals need 150 yards to break that mark and crack 3,000 yards for only the third time in school history.
- ▶ Entering the bowl game, the Cardinals have totaled 6,726 yards of offense, 200 shy of breaking the school mark for total offense in a season. Louisville needs 274 yards to become the first team in school history to register 7,000 yards of total offense for the year.
- ▶ In picking up three consecutive wins, the offense has been one of the most explosive in the nation, averaging 594.0 yards over that span. The Cardinals totaled 727 yards in a win over Syracuse and 562 in the regular-season finale versus Kentucky.
- ▶ In the win over Kentucky, Louisville didn't record a punt for the first time since beating Murray State on Aug. 30, 2007 — only the second time in school history versus an FBS opponent (Pittsburgh, 2005).
- ▶ Recording his ninth touchdown catch in the win over Kentucky, **Dez Fitzpatrick** moved into a tie for second most TD receptions by a freshman in the Atlantic Coast Conference. Fitzpatrick totaled 37 receiving yards, giving him 699 and pushing him into 11th on the ACC's freshman list.
- ▶ Louisville scored a touchdown on its opening possession versus Kentucky, marking the sixth game this season the Cardinals have reached the end zone on their first drive.
- ▶ The Cardinals are the only team in the nation ranked in the top 15 in both rushing offense and passing offense.
- ▶ Two Cardinals were named first team All-ACC selections in juniors **Jaylen Smith** and **Lamar Jackson**.
- ▶ Cornerbacks **Jaire Alexander** and **Trumaine Washington**, placekicker **Blanton Creque**, offensive tackle **Geron Christian** and wide receiver **Dez Fitzpatrick** earned honorable mention honors.
- ▶ **Lamar Jackson** was named the 2017 Howard



## 2017 UNIVERSITY OF LOUISVILLE NUMERICAL ROSTER

No.	Name	Ht.	Wt.	Pos.	Cl.	Hometown (Previous School)
1	P.J. Mbanasor	6-1	190	CB	SO	Pflugerville, Texas (Oklahoma)
1	Traveon Samuel	5-7	170	WR	JR	Phenix City, Ala. (Central)
2	Corey Reed	6-3	193	WR	FR	Fulton, Ga. (Roswell)
3	Cornelius Sturghill	5-11	187	WR	SO	Memphis, Tenn. (Melrose)
3	Malik Cunningham	6-1	188	QB	FR	Montgomery, Ala. (Park Crossing)
4	Jawon Pass	6-4	220	QB	R-FR	Columbus, Ga. (Carver)
4	TreSean Smith	6-1	186	CB	FR	Hamilton, Ohio (LaSalle)
5	Seth Dawkins	6-3	206	WR	SO	Columbus, Ohio (Franklin Heights)
6	Russ Yeast	5-11	187	CB	FR	Greenwood, Ind. (Center Grove)
7	Reggie Bonnafon	6-3	208	RB	SR	Louisville, Ky. (Trinity)
8	Lamar Jackson	6-3	200	QB	JR	Pompano Beach, Fla. (Boynton Beach)
9	Jaylen Smith	6-4	219	WR	JR	Pascagoula, Miss. (Pascagoula)
9	C.J. Avery	5-11	205	S	FR	Grenada, Miss. (Grenada)
10	Jaire Alexander	5-11	192	CB	JR	Charlotte, N.C. (Rocky River)
10	Rodjay Burns	6-0	190	CB	SO	Louisville, Ky. (Trinity)
11	Kemari Averett	6-6	253	TE	FR	Atlanta, Ga. (Grady)
11	Dee Smith	6-1	202	S	JR	Florence, Ala. (Florence)
12	Trey Smith	6-0	225	RB	SO	Madison, Miss. (Madison Central)
12	Rodney Owens	6-0	199	S	FR	Goodlettsville, Tenn. (Ensworth)
13	P.J. Blue	6-3	208	S	R-FR	Jemison, Ala. (Park Crossing)
13	Sean McCormack	6-5	223	QB	R-FR	Darien, Ill. (Hinsdale)
14	Drew Bailey	6-3	289	DL	SR	Jacksonville, Fla. (Pearl River CC)
15	Clay Bolin	6-0	199	QB	R-FR	Lexington, Ky. (Bourbon County)
15	Trumaine Washington	5-10	181	CB	SR	Miami, Fla. (Killian)
17	Dorian Etheridge	6-3	228	LB	FR	Charleston, W. Va. (Capital)
18	Justin Marshall	6-3	195	WR	FR	Conyers, Ga. (Georgia Prep Sports Academy)
20	Ronald Walker	6-1	198	CB	SR	Byran, Miss. (Copiah-Lincoln)
21	London Iakopo	6-0	212	S	JR	Carson, Calif. (Long Beach CC)
22	Chucky Williams	6-2	206	S	SR	Hialeah, Fla. (Chapagnat Catholic)
22	Jovel Smith	5-10	185	RB	FR	Louisville, Ky. (Trinity)
23	Harry Trotter	5-11	190	RB	SO	Atchison, Kan. (Fort Scott)
23	Lyn Strange	6-1	195	S	FR	Leon, Fla. (North Florida Christian)
24	Zykiesis Cannon	6-0	188	S	SR	Mauldin, S.C. (Carolina Academy)
25	Dae Williams	6-1	235	RB	R-FR	Sapulpa, Okla. (Sapulpa)
26	Chris Taylor-Yamanoha	6-2	183	WR	R-FR	Rohnert Park, Calif. (Rancho Cotate)
27	Anthony Johnson	6-1	179	CB	FR	Coconut Creek, Fla. (Chaminade-Madonna)
28	Mason King	6-3	213	P	SO	Louisville, Ky. (St. Xavier)
29	Malik Williams	6-3	215	RB	SR	Wilson, N.C. (Alan Hancock College)
30	Khane Pass	6-1	207	S	SO	Columbus, Ga. (Carver)
30	Jeffery Banks	6-2	206	WR	SO	Olive Branch, Miss. (Pearl River)
31	Malik Staples	6-1	222	LB	SO	Suwanee, Ga. (Peachtree Ridge)
31	Jack Duane	5-10	157	WR	SR	Chatham, N.J. (Chatham)
32	Stacy Thomas	6-1	240	LB	SR	Miami, Fla. (Gulliver Prep)
33	Colin Wilson	6-1	221	RB	FR	Green Cove Springs, Fla. (Clay)
34	Jeremy Smith	6-2	224	RB	SR	Hammond, La. (Fresno City CC)
35	Lamarques Thomas	6-0	184	S	SO	Clinton, Miss. (Clinton)
35	Greg Bethel	6-0	195	RB	FR	Louisville, Ky. (Moore)
36	Evan O'Hara	6-0	209	K	JR	Florence, Ky. (Boone)
36	Maurice Burkley	5-9	191	RB	FR	Naperville, Ill. (Metee Valley)
37	Ryan Chalifoux	6-0	185	K	FR	Champaign, Ill. (Champaign Central)
38	Jack Fagot	6-0	176	S	FR	Lexington, Ky. (Lexington Catholic)
38	Vince Lococo	6-0	233	FB	R-FR	Louisville, Ky. (Trinity)
39	Taveon Graves	5-5	179	RB	FR	Rineyville, Ky. (North Hardin)
39	Aaron Floyd	5-10	190	CB	SO	Florence, Ky. (Boone County)
40	Kaheem Roach	6-1	186	S	FR	Miramar, Fla. (Miramar)
42	Isaac Stewart	6-2	247	LB	JR	Charlotte, N.C. (Butler)
42	Tyler Polston	6-3	250	TE	SR	Louisville, Ky. (St. Xavier)
43	Damien Smith	6-1	240	LB	SO	Louisville, Ky. (Manual)
43	Jovan Smith	5-10	198	RB	FR	Louisville, Ky. (Trinity)
45	Blanton Creque	5-11	188	K	SO	Shelbyville, Ky. (Collins)
46	Brendan Lowery	6-0	200	LS	SO	Barrington, Ill. (Barrington)
47	Austin Johnson	6-2	198	P	R-FR	Louisville, Ky. (DeSales)
48	Collin Demetrakis	5-9	216	LB	FR	Union, Ky. (Ryle)
49	Boosie Whitlow	6-3	240	DL	SO	Opelika, Ala. (Opelika)
49	Tobias Little	6-0	248	FB	R-FR	Atlanta, Ga. (Mays)
50	Jacob Pierce	6-2	240	DL	FR	Ashland, Ky. (Russell)
51	Keon Johnson	6-0	245	LB	FR	Palm Beach Gardens, Fla. (Dwyer)
52	Mitch Hall	6-1	207	LS	FR	Clayton, N.C. (Clayton)



## 2017 UNIVERSITY OF LOUISVILLE NUMERICAL ROSTER

No.	Name	Ht.	Wt.	Pos.	Cl.	Hometown (Previous School)
53	Amonte Caban	6-1	254	LB	SO	Smiths, Ala. (Smiths Station)
55	Isaac Martin	6-1	239	LB	FR	Louisville, Ky. (Trinity)
56	Kam Jones	5-11	212	LB	FR	Gwinnett, Ga. (Peachtree Ridge)
57	Dayna Overton	6-3	238	DE	FR	Jeffersonville, Ind. (Jeffersonville)
58	Jonathan Greenard	6-4	245	LB	SO	Hiram, Ga. (Hiram)
59	Caleb Tillman	6-3	279	DL	R-FR	Dothan, Ala. (Northview)
60	Tyler Haycraft	6-3	292	OL	SO	Louisville, Ky. (St. Xavier)
61	Caleb Chandler	6-4	302	OL	FR	Jefferson, Ga. (Jefferson)
62	Derek Dorsey	6-3	283	DL	R-FR	Louisville, Ky. (Manual)
63	Nathan Scheler	6-1	285	OL	SO	Louisville, Ky. (St. Xavier)
64	Tyler Robinson	5-11	347	DL	R-FR	Fort Thomas, Ky. (Highlands)
65	Ronald Rudd	6-5	318	OL	JR	Rialto, Calif. (Chaffey College)
66	Cole Bentley	6-3	317	OL	FR	Belfry, Ky. (Belfry)
68	Danny Burns	6-6	321	OL	JR	Hamilton, Ohio (Fairfield)
69	Chaz Ray	6-3	331	DL	SO	Louisville, Ky. (Fern Creek)
70	Toriano Roundtree	6-7	315	OL	SR	Gainesville, Fla. (Eastern Arizona)
71	Toryque Bateman	6-6	305	OL	FR	Gadsden City, Ala. (Gadsden City)
72	Lukayus McNeil	6-6	324	OL	JR	Indianapolis, Ind. (Decatur Central)
73	Mekhi Becton	6-7	335	OL	FR	Highland Springs, Va. (Highland Springs)
74	Geron Christian	6-6	318	OL	JR	Ocala, Fla. (Trinity Catholic)
75	Robbie Bell	6-5	300	OL	R-FR	Hoschton, Ga. (Mill Creek)
77	Linwood Foy	6-4	312	OL	JR	Los Angeles, Calif. (College of the Canyons)
78	Max Martin	6-3	290	OL	R-FR	Louisville, Ky. (Trinity)
79	Kenny Thomas	6-6	333	OL	JR	Prattville, Ala. (Prattville)
80	Charles Standberry	6-3	243	TE	SR	Montgomery, Ala. (Carver)
81	Emonee Spence	6-3	197	WR	SO	Pembroke Pines, Fla. (Flanagan)
82	Keion Wakefield	5-10	179	WR	R-FR	Louisville, Ky. (Male)
83	Micky Crum	6-4	235	TE	JR	Columbus, Ohio (Hamilton Township)
84	Josh Johnson	5-11	180	WR	FR	Atlanta, Ga. (Woodward Academy)
85	Jordan Davis	6-4	262	TE	SO	Clear Lake, Texas (Clear Lake)
86	Devante Peete	6-6	210	WR	JR	Pompano Beach, Fla. (St. Thomas Aquinas)
87	Dez Fitzpatrick	6-2	200	WR	R-FR	Farmington Hills, Mich. (Waterford Mott)
88	Javonte Bagley	6-3	202	WR	SR	Vero Beach, Fla. (Vero Beach)
89	Jordan Thomas	5-11	155	WR	FR	Lexington, Ky. (Lafayette)
90	De'Asian Richardson	6-3	330	DL	SR	Jacksonville, Fla. (First Coast)
91	Trevon Young	6-4	255	LB	SR	Des Moines, Iowa (Iowa Western CC)
92	Malik Clark	6-2	249	LB	FR	Milledgeville, Ga. (Baldwin)
93	Gary McCrae	6-4	252	LB	JR	Cuthbert, Ga. (Randolph Clay)
94	G.G. Robinson	6-4	302	DL	SO	Lilburn, Ga. (Parkview)
96	Henry Famurewa	6-2	275	LB	JR	Powder Springs, Ga. (McEachern)
97	Nick Okeke	6-3	225	LB	FR	Smyrna, Tenn. (Smyrna)
98	Tabarius Peterson	6-3	250	LB	R-FR	Tucker, Ga. (Tucker)
99	James Hearn	6-3	244	LB	SR	Tallahassee, Fla. (Lincoln)

## COACHING STAFF

Bobby Petrino	Head Coach
Lorenzo Ward	Assistant Head Coach/Secondary
Lonnie Galloway	Co-Offensive Coordinator/Wide Receivers
Mike Summers	Co-Offensive Coordinator/Wide Receivers
Peter Sirmon	Defensive Coordinator/Outside Linebackers
Cort Dennison	Inside Linebackers/Recruiting Coordinator
Chris Klenakis	Tight Ends
Nick Petrino	Quarterbacks
L.D. Scott	Defensive Line
Kolby Smith	Running Backs
Kyle Johnston	Director of Athletic Training
Chuck Hall	Director of Equipment Operations
Joe Miday	Director of Strength and Conditioning
Andy Wagner	Director of Football Operations

## PRONUNCIATION GUIDE

Jaire Alexander	Jl-ear
Mekhi Becton	Ma-kai BECK-tin
Reggie Bonnafon	bon-a-FON
Amonte Caban	CA-bon
Zykiesis Cannon	ZIE-key-sis
Geron Christian	JER-an
Blanton Creque	CREEK-e
Jack Fagot	FA-go
Henry Famurewa	fam-a-RUE-a
London Iakopo	Ya-Ko-Po
Vince Lococo	la-CO-co
Lukayus McNeil	loo-KAY-is
Traveon Samuel	TRAY-vi-on
Nathan Scheler	SHE-ler
TreSean Smith	TREY-shawn
Emonee Spence	a-MON-ee
Cornelius Sturghill	STIRGE-hill
Chris Taylor-Yamonoha	Yah-MA-noah
Dae Williams	Day
Malik Williams	MA-leak



## OFFENSE

<b>LT</b>	74	Geron Christian	6-5	315	Jr.
	77	Linwood Foy	6-4	306	Jr.
<b>LG</b>	79	Kenny Thomas	6-6	322	Jr.
	61	Caleb Chandler	6-4	290	Fr.
<b>C</b>	75	Robbie Bell	6-5	305	R-Fr.
	63	Nate Scheler	6-1	295	So.
<b>RG</b>	72	Lukayus McNeil	6-6	319	Jr.
	66	Cole Bentley	6-3	316	Fr.
<b>RT</b>	73	Mekhi Becton	6-7	340	Fr.
	68	Danny Burns	6-6	325	Jr.
<b>TE</b>	80	Charles Standberry	6-3	241	Sr.
	83	Micky Crum	6-4	248	Jr.
	85	Jordan Davis	6-5	265	So.
<b>WR</b>	5	Seth Dawkins	6-3	214	So.
	2	Corey Reed	6-3	196	Fr.
	81	Emonee Spence	6-3	192	So.
<b>WR</b>	9	Jaylen Smith	6-4	220	Jr.
	87	Dez Fitzpatrick	6-2	208	R-Fr.
	88	Javonte Bagley	6-3	203	Sr.
<b>WR</b>	1	Traveon Samuel	5-7	170	Jr.
	84	Josh Johnson	5-11	175	Fr.
<b>RB</b>	7	Reggie Bonnafon	6-3	212	Sr.
	25	Dae Williams	6-2	227	R-Fr.
	29	Malik Williams	6-1	221	Sr.
<b>QB</b>	8	Lamar Jackson	6-3	207	Jr.
	4	Jawon Pass	6-4	227	R-Fr.

## DEFENSE

<b>DT</b>	94	G.G. Robinson	6-4	305	Jr.
	14	Drew Bailey	6-3	294	Sr.
	62	Derek Dorsey	6-3	290	R-Fr.
<b>DT</b>	90	De'Asian Richardson	6-3	326	Sr.
	96	Henry Famurewa	6-2	290	Jr.
	59	Caleb Tillman	6-3	280	R-Fr.
<b>DE</b>	91	Trevon Young	6-4	254	Sr.
	98	Tabarius Peterson	6-3	251	R-Fr.
<b>DE</b>	99	James Hearn	6-3	248	Sr.
	58	Jon Greenard	6-4	257	So.
	53	Amonte Caban	6-1	254	So.
<b>MLB</b>	17	Dorian Etheridge	6-3	227	Fr.
	42	Isaac Stewart	6-2	247	Jr.
<b>OLB</b>	32	Stacy Thomas	6-1	242	Sr.
	21	London Iakopo	6-0	223	Jr.
	9	C.J. Avery	5-11	205	Fr.
<b>OLB</b>	30	Khane Pass	6-1	211	So.
	31	Malik Staples	6-1	222	So.
<b>CB</b>	10	Jaire Alexander	5-11	192	Jr.
	6	Russ Yeast	5-11	181	Fr.
	20	Ronald Walker	6-1	196	Sr.
<b>S</b>	22	Chucky Williams	6-2	216	Sr.
	11	Dee Smith	6-1	204	Jr.
<b>S</b>	24	Zykiesis Cannon	6-0	185	Sr.
	4	TreSean Smith	6-1	198	Fr.
<b>CB</b>	15	Trumaine Washington	5-10	181	Sr.
	3	Cornelius Sturghill	5-11	187	So.

## SPECIALISTS

<b>LS</b>	52	Mitch Hall	6-1	203	Fr.
	46	Brendan Lowery	6-0	200	So.
<b>H</b>	28	Mason King	6-3	211	So.
	47	Austin Johnson	6-2	202	R-Fr.
<b>K</b>	45	Blanton Creque	5-11	186	So.
	36	Evan O'Hara	6-0	208	So.
<b>P</b>	28	Mason King	6-3	211	So.
	47	Austin Johnson	6-2	202	R-Fr.
<b>PR</b>	7	Reggie Bonnafon	6-3	212	Sr.
	6	Russ Yeast	5-11	181	Fr.
	84	Josh Johnson	5-11	175	Fr.
<b>KR</b>	1	Traveon Samuel	5-7	170	Jr.
	84	Josh Johnson	5-11	175	Fr.
	5	Seth Dawkins	6-3	214	So.

## PRONUNCIATION GUIDE

Jaire Alexander	Jl-ear
Mekhi Becton	Ma-kai BECK-tin
Reggie Bonnafon	bon-a-FON
Amonte Caban	CA-bon
Zykiesis Cannon	ZIE-key-sis
Geron Christian	JER-an
Blanton Creque	CREEK-e
Jack Fagot	FA-go
Henry Famurewa	fam-a-RUE-a
London Iakopo	Ya-Ko-Po
Vince Lococo	la-CO-co
Lukayus McNeil	loo-KAY-is
Traveon Samuel	TRAY-vi-on
Nathan Scheler	SHE-ler
TreSean Smith	TREY-shawn
Emonee Spence	a-MON-ee
Cornelius Sturghill	STIRGE-hill
Chris Taylor-Yamonoha	Yah-MA-noah
Dae Williams	Day
Malik Williams	MA-leak





**HEAD COACH**  
BOBBY PETRINO

### PETRINO'S NUMBERS

Years (Rec.): 8th season (75-26)  
Overall Record: 117-47  
Bowl Record: 5-5  
vs. Mississippi State: 3-1

### LOUISVILLE

Overall Record: 8-4  
ACC Record: 4-4  
ACC Finish: 3rd (Atlantic)  
Home Record: 4-2  
Away Record: 3-2  
Neutral Record: 1-0  
vs. Non-Conf. Opponents: 4-0  
vs. 2017 Bowl Teams: 4-4

### COACHING STAFF

Head Coach: Bobby Petrino  
Assoc. HC/Seconary: Lorenzo Ward  
Co-Off. Coord./WR: Lonnie Galloway  
Co-Off. Coord./OL: Mike Summers  
Def. Coord./OLBs: Peter Sirmon  
Inside Linebackers: Cort Dennison  
Tight Ends: Chris Klenakis  
Quarterbacks: Nick Petrino  
Defensive Line: L.D. Scott  
Running Backs: Kolby Smith

### HISTORY

First Year of Football: 1912  
All-Time Record: 512-458-17  
All-Time ACC Record: 21-11  
ACC Championships: 0  
Heisman Trophy Winners: 1

### BOWL HISTORY

Bowl Games: 21  
Bowl Record: 10-10-1  
Current Streak: L1  
Record vs. SEC Teams: 20-36-1  
Record vs. Mississippi State: 2-2  
Record in TaxSlayer Bowl: 0-0

### QUICK FACTS

Location: Louisville, Ky.  
Founded: 1798  
Conference: ACC  
Enrollment: 22,000  
Stadium: Papa John's Cardinal Stadium  
Capacity: 55,000  
Nickname: Cardinals  
Colors: Red and Black  
Mascot: Louie  
Interim President: Dr. Greg Postel  
Interim Director of Athletics: Vince Tyra

## LOUISVILLE CARDINALS

### 2017 RESULTS (8-4, 4-4 ACC)

DATE	AP RANK	LOCATION	OPPONENT	RESULT	RECORD
Sept. 2	16	Indianapolis, Ind.	Purdue	W, 35-28	1-0
Sept. 9	17	Chapel Hill, N.C.	North Carolina	W, 47-35	2-0
Sept. 16	14	Louisville, Ky.	#3 Clemson	L, 21-47	2-1
Sept. 23	19	Louisville, Ky.	Kent State	W, 42-3	3-1
Sept. 30	17	Louisville, Ky.	Murray State	W, 55-10	4-1
Oct. 5	17	Raleigh, N.C.	#24 NC State	L, 25-39	4-2
Oct. 14	RV	Louisville, Ky.	Boston College	L, 42-45	4-3
Oct. 21	NR	Tallahassee, Fla.	Florida State	W, 31-28	5-3
Oct. 28	NR	Winston-Salem, N.C.	Wake Forest	L, 32-42	5-4
Nov. 11	NR	Louisville, Ky.	Virginia	W, 38-21	6-4
Nov. 18	NR	Louisville, Ky.	Syracuse	W, 56-10	7-4
Nov. 25	NR	Lexington, Ky.	Kentucky	W, 44-17	8-4

### LOUISVILLE INDIVIDUAL LEADERS

RUSHING	ATT	YDS	YPC	TD	KICK RETURNS	RET	YDS	YPR	TD
Lamar Jackson	208	1443	6.9	17	Traveon Samuel	11	203	18.5	0
Malik Williams	62	518	8.4	4					
Reggie Bonnafon	86	446	5.2	7	PUNTING	NO.	YDS	AVG	LG
					Mason King	39	1718	44.1	10
PASSING	C-A-I	PCT	YDS	TD	FIELD GOALS	FGM-FGA	PCT	LG	
Lamar Jackson	241-399-6	60.4	3489	25	Blanton Creque	15-17	88.2	48	
Jawon Pass	23-33-0	69.7	238	2					
RECEIVING	REC	YDS	YPC	TD	TACKLES	S	TOT	TFL	SK
Jaylen Smith	53	873	16.5	6	Dorian Etheridge	37	77	3.0-4	0
Dez Fitzpatrick	45	699	15.5	9	Chucky Williams	44	74	0-0	0
Seth Dawkins	39	604	15.5	4	Zykiesis Cannon	39	65	2.5-7	0
					Stacy Thomas	32	60	6.5-35	2
PUNT RETURNS	RET	YDS	YPR	TD					
Reggie Bonnafon	11	72	6.5	0					





**HEAD COACH**  
JOE MOORHEAD

**MISSISSIPPI STATE BULLDOGS****2017 RESULTS (8-4, 4-4 SEC)**

DATE	AP RANK	LOCATION	OPPONENT	RESULT	RECORD
Sept. 2	NR	Starkville, Miss.	Charleston Southern	W, 49-0	1-0
Sept. 9	RV	Ruston, La.	Louisiana Tech	W, 57-21	2-0
Sept. 16	RV	Starkville, Miss.	#11 LSU	W, 37-7	3-0
Sept. 23	17	Athens, Ga.	#11 Georgia	L, 3-31	3-1
Sept. 30	24	Auburn, Ala.	#13 Auburn	L, 10-49	3-2
Oct. 14	NR	Starkville, Miss.	BYU	W, 35-10	4-2
Oct. 21	RV	Starkville, Miss.	Kentucky	W, 45-7	5-2
Oct. 28	RV	College Station, Texas	#24 Texas A&M	W, 35-14	6-2
Nov. 3	18	Starkville, Miss.	UMass	W, 34-23	7-2
Nov. 11	21	Starkville, Miss.	#2 Alabama	L, 24-31	7-3
Nov. 18	17	Fayetteville, Ark.	Arkansas	W, 28-21	8-3
Nov. 23	16	Starkville, Miss.	Ole Miss	L, 28-31	8-4

**MOORHEAD'S NUMBERS**

Years (Rec.): 1st season (0-0)  
Overall Record: 38-13  
Bowl Record: 0-0  
vs. Louisville: 0-0

**MISSISSIPPI STATE**

Overall Record: 8-4  
SEC Record: 4-4  
SEC Finish: 4th (West)  
Home Record: 5-2  
Away Record: 3-2  
Neutral Record: 0-0  
vs. Non-Conf. Opponents: 4-0  
vs. 2017 Bowl Teams: 4-3

**COACHING STAFF**

Head Coach: Joe Moorhead  
Asst. HC/RBs: Charles Huff  
Quarterbacks: Andrew Breiner  
Offensive Line: Marcus Johnson  
Def. Coord./Safeties: Brad Shoop

**HISTORY**

First Year of Football: 1895  
All-Time Record: 554-572-40  
All-Time SEC Record: 192-361-12  
SEC Championships: 1  
Heisman Trophy Winners: 0

**BOWL HISTORY**

Bowl Games: 20  
Bowl Record: 12-8  
Current Streak: W2  
Record vs. ACC Teams: 5-3  
Record vs. Louisville: 2-2  
Record in Tax Slayer Bowl: 0-0

**QUICK FACTS**

Location: Starkville, Miss.  
Founded: 1878  
Conference: SEC  
Enrollment: 21,622  
Stadium: Davis Wade Stadium  
Capacity: 61,337  
Nickname: Bulldogs  
Colors: Maroon and White  
Mascot: Bully  
President: Dr. Mark Keenum  
Director of Athletics: John Cohen

**MISSISSIPPI STATE INDIVIDUAL LEADERS**

RUSHING	ATT	YDS	YPC	TD	KICK RETURNS	RET	YDS	YPR	TD
Aeris Williams	224	1019	4.5	5	Reggie Todd	14	247	17.6	0
Nick Fitzgerald	162	984	6.1	14					
Kylin Hill	70	371	5.2	2	PUNTING	NO.	YDS	AVG	LG
					Logan Cooke	48	2056	42.8	13
PASSING	C-A-I	PCT	YDS	TD	FIELD GOALS	FGM-A	PCT	LG	
Nick Fitzgerald	159-286-11	55.6	1782	15	Jace Christmann	11-12	91.7	45	
Keytaon Thomas	21-46-1	45.7	261	2	Tucker Day	2-4	50.0	40	
RECEIVING	REC	YDS	YPC	TD	TACKLES	S	TOT	TFL	SK
Jesse Jackson	24	238	9.9	0	Mark McLaurin	28	68	3.0-10	1.5
Donald Gray	24	214	8.9	3	Jonathan Abram	38	62	3.0-8	0.5
Dedrick Thomas	20	234	11.7	4	J.T. Gray	19	61	2.5-8	1.0
PUNT RETURNS	RET	YDS	YPR	TD	Jeffrey Simmons	20	57	11.0-45	4.5
Donald Gray	7	63	9.0	0					

**LOUISVILLE & MISSISSIPPI STATE INDIVIDUAL COMPARISON**

LOUISVILLE		MISSISSIPPI STATE	
LEADER	TOTAL	LEADER	TOTAL
Lamar Jackson	1443	Aeris Williams	1019
Lamar Jackson	17	Nick Fitzgerald	14
Lamar Jackson	3489	Nick Fitzgerald	1782
Lamar Jackson	25	Nick Fitzgerald	15
Jaylen Smith	53	Jesse Jackson	24
Jaylen Smith	873	Keith Mixon	275
Dorian Etheridge	77	Mark McLaurin	68
Jon Greenard	15.5	Montez Sweat	12.5
Greenard/Hearn	7	Montez Sweat	9.5
Trumaine Washington	4	Mark McLaurin	3
Mason King	44.1	Logan Cooke	42.8
Reggie Bonnafon	6.5	Dedrick Thomas	17.3
Seth Dawkins	22.8	Reggie Todd	17.6
Blanton Creque	15	Jace Christmann	12
Blanton Creque	88.2	Jace Christmann	91.7
Lamar Jackson	4932	Nick Fitzgerald	2766
Lamar Jackson	1443	Aeris Williams	1161
Lamar Jackson	102	Nick Fitzgerald	84





## 2017 ACC STANDINGS

Atlantic	Conf	Pct.	Overall	Strk
Clemson	7-1	.875	11-1	W5
NC State	6-2	.750	8-4	W1
Louisville	4-4	.500	8-4	W3
Wake Forest	4-3	.571	7-5	L1
Boston College	4-4	.500	7-5	W2
Florida State	3-5	.375	5-6	W2
Syracuse	2-6	.250	4-8	L5

Coastal	Conf	Pct.	Overall	Strk
Miami	7-1	.875	10-1	L1
Virginia Tech	5-3	.625	9-3	W1
Georgia Tech	4-4	.500	5-6	L1
Duke	3-5	.375	6-6	W2
Virginia	3-5	.375	6-6	L3
Pitt	3-5	.375	5-7	W1
North Carolina	1-7	.125	3-9	L1



## ACC BOWL GAMES

**Dec. 26 — Quick Lane Bowl (Detroit, Mich.)**

Northern Illinois vs. Duke

**Dec. 27 — Independence Bowl (Shreveport, La.)**

Southern Miss vs. Florida State

**Dec. 27 — Pinstripe Bowl (New York, N.Y.)**

Iowa vs. Boston College

**Dec. 28 Military Bowl (Annapolis, Md.)**

Navy vs. Virginia

**Dec. 28 — Camping World Bowl (Orlando, Fla.)**

Oklahoma State vs. Virginia Tech

**Dec. 29 — Belk Bowl (Charlotte, N.C.)**

Texas A&M vs. Wake Forest

**Dec. 29 — Sun Bowl (El Paso, Texas)**

North Carolina State vs. Arizona State

**Dec. 30 — TaxSlayer Bowl (Jacksonville, Fla.)**

Mississippi State vs. Louisville

**Dec. 30 — Orange Bowl (Miami, Fla.)**

Miami vs. Wisconsin

**Jan. 1 — Citrus Bowl (Orlando, Fla.)**

LSU vs. Notre Dame

**Jan. 1 — Sugar Bowl (New Orleans, La.)**

Clemson vs. Alabama

## GAME NOTES VS. MISSISSIPPI STATE | DEC. 30, 2017

Schnellenberger Most Valuable Player after totaling 372 yards of offense in the win over Kentucky. He threw for 216 yards and two scores, while running for 156 on 18 carries. It is the second time in Jackson's career that he won the MVP award (also 2015), making him only the second player overall to win the award twice (Teddy Bridgewater). The award was established in 2010.

- ▶ Jackson is responsible for 116 touchdowns in his career, tying Clemson's Deshaun Watson (2014-16) for second on the ACC's career list. Clemson's Tajh Boyd (2010-13) leads the conference with 133 all-time.
- ▶ The 2016 Heisman Trophy winner broke his own Louisville record for most 100-yard rushing games in a season, logging his ninth 100-yard game of the year, after rushing for 156 yards at UK.
- ▶ Jackson now holds the top two spots on Louisville's single-season rushing list, setting the record with 1,571 yards last year and gaining 1,443 yards this season.
- ▶ **Trumaine Washington** moved up to a tie for ninth on Louisville's career list for pass breakups, knocking down a pass for the 22nd time.
- ▶ The Cardinals scored 17 points in the first quarter, versus Kentucky the fourth time this season with double-digit points in the opening period.
- ▶ Louisville broke a school record for most first downs in a season with its 326th of the year, surpassing the record of 325 set last year.
- ▶ The Cardinals enter the postseason ranked second in the country in yards per carry at 6.6 and are tied for seventh in the country with 103 runs of over 10 yards.
- ▶ Louisville has totaled at least 400 yards of offense in 23 of the last 25 games.
- ▶ With 187 career points, **Blanton Creque** has passed Jon Hilbert and Chris Philpott for sixth place on Louisville career scoring list for kickers.
- ▶ With 100 points so far this year, Creque moves up

to fifth on Louisville's single-season list for scoring by a kicker.

- ▶ Kicking his 55th extra point this year, Creque moved up to fourth on Louisville's single-season list for made extra points. Art Carmody held the top four spots previously.
- ▶ With his three field goals versus UK, Creque moved into a tie for fifth on the school's single-season list with 15 made.
- ▶ Wide receiver **Jaylen Smith** enters the postseason, averaging 97.0 receiving yards per game, which ranks 11th nationally and second in the ACC. The native of Pascagoula, Miss., established career highs with 53 receptions for 873 yards and tied a personal best with six touchdowns.
- ▶ The Cardinals are 1-0 in neutral-site games after defeating Purdue 35-28 in the season opener at Lucas Oil Stadium in Indianapolis, Ind.
- ▶ Outside linebackers **Jonathan Greenard** and **James Hearn** are tied for 41st nationally in sacks per game at 0.58.
- ▶ True freshman linebacker **Dorian Etheridge** leads the Cardinals with 77 tackles, posting double-digit tackle totals in two games, including a season-high 14 against Boston College.
- ▶ Greenard posted a career-best 15.5 tackles for loss this season, which ranks 11th in school history.

## CARDS ARE 10-10-1 IN BOWL GAMES

- ▶ Louisville will make its 22nd bowl appearance (eighth under head coach Bobby Petrino) when they face Mississippi State in the TaxSlayer Bowl in Jacksonville, Fla. The TaxSlayer Bowl was the 16th different bowl the Cardinals have played in during the course of its history — sporting an all-time record of 10-10-1 and own wins in three of their last five appearances, including a 27-21 win in the Music City Bowl in 2015.
- ▶ Dating back to 2010, the Cardinals are on an eight year bowl streak, which is tied for 13th-longest

## COMPARISON STATISTICS

LOUISVILLE	CATEGORY	MISSISSIPPI STATE
8-4	Record	8-4
4-4	Conference Record	5-2
39.0	Scoring/Game	32.1
560.5	Total Offense/Game	419.84
249.9	Rushing/Game	249.6
310.6	Passing/Game	170.2
19.7	Kick Returns/Avg	20.1
4.96	Punt Returns/Avg	10.5
30:25	Time of Possession:	33:42
46.1	Third Down	46.1
59.3	Fourth Down	52.1
27.1	Points Allowed/Game	20.4
386.6	Total Defense/Game	302.0
153.9	Rushing Allowed/Game	127.0
232.8	Passing Allowed/Game	176.0



## NATIONAL POLLS

## Amway Coaches Poll

1	Clemson(49)	12-1	1510	—
2	Oklahoma(10)	12-1	1462	—
3	Georgia(2)	12-1	1416	3
4	Alabama	11-1	1312	1
5	Ohio State	11-2	1298	2
6	Wisconsin	12-1	1162	3
7	USC	11-2	1140	2
8	Auburn	10-3	1085	4
9	Penn State	10-2	1006	1
10	UCF	12-0	986	1
11	Miami	10-2	934	4
12	Washington	10-2	855	1
13	TCU	10-3	807	1
14	LSU	9-3	638	2
15	Notre Dame	9-3	628	2
16	Stanford	9-4	607	1
17	Oklahoma State	9-3	522	1
18	Memphis	10-2	485	4
19	Michigan State	9-3	474	—
20	Northwestern	9-3	370	—
21	Washington State	9-3	310	1
22	Virginia Tech	9-3	302	1
23	Mississippi State	8-4	134	1
24	South Florida	9-2	126	1
25	Boise State	10-3	72	NR

## Associated Press Poll

1	Clemson(43)	12-1	1506	—
2	Oklahoma(18)	12-1	1474	—
3	Georgia	12-1	1409	3
4	Alabama	11-1	1307	1
5	Ohio State	11-2	1300	3
6	Wisconsin	12-1	1162	3
7	Auburn	10-3	1123	3
8	USC	11-2	1101	3
9	Penn State	10-2	1008	—
10	UCF	12-0	983	2
11	Miami	10-2	948	4
12	Washington	10-2	820	1
13	TCU	10-3	816	3
14	Notre Dame	9-3	632	1
15	Stanford	9-4	629	1
16	LSU	9-3	599	1
17	Oklahoma State	9-3	549	1
18	Michigan State	9-3	487	1
19	Memphis	10-2	475	3
20	Northwestern	9-3	398	—
21	Washington State	9-3	342	—
22	Virginia Tech	9-3	323	—
23	South Florida	9-2	115	—
24	Mississippi State	8-4	103	—
25	Boise State	10-3	59	NR

## LOUISVILLE IN THE POLLS

Week	AP	AM	CFP
Preseason	16	17	-
Sept. 5	17	16	-
Sept. 12	14	14	-
Sept. 19	19	20	-
Sept. 26	17	18	-
Oct. 1	17	17	-
Oct. 8	RV	RV	-
Oct. 15	-	-	-
Oct. 22	-	-	-
Oct. 29	-	-	-
Nov. 6	-	-	-
Nov. 13	-	-	-
Nov. 20	-	-	-
Nov. 27	-	-	-

streak in the nation. Louisville also had an impressive nine-game streak from 1998-2006 — four of which were bowls that were coach by Bobby Petrino (2003-06).

- ▶ Of the 21 bowl appearances, 16 have come in the last 19 seasons.
- ▶ The Cardinals failed to qualify for a bowl from 2007-09, the only three seasons since 1998 that they didn't reach the postseason.
- ▶ The Cards made their first bowl game in 1958 in the Sun Bowl — a 34-20 win over Drake in El Paso, Texas.

## LOUISVILLE VERSUS THE SEC

- ▶ Louisville is 20-36-1 all-time versus schools from the Southeastern Conference.
- ▶ The Cardinals are 7-4 versus the SEC in the last 11 meetings after closing the season with a 44-17 win over Kentucky.
- ▶ This will be the sixth post-season match-up between a team from the SEC, with the Cards owning a 3-2 record. Louisville dropped a 29-9 decision to LSU in the Citrus Bowl last season. The Cardinals defeated Texas A&M 27-21 in the Music City Bowl last season, while falling to Georgia in the 2014 Belk Bowl. Louisville dominated Florida 33-23 in the 2013 Sugar Bowl and defeated Alabama in the 1991 Fiesta Bowl.
- ▶ Louisville is 1-2 versus Alabama; 0-2 versus Auburn; 1-2 versus Florida; 0-1 versus Georgia; 15-15 versus Kentucky; 0-1 versus LSU; 2-2 versus Mississippi State; 0-1 versus Missouri; 0-5 versus Tennessee; 1-3 versus Texas A&M and 0-2-1 versus Vanderbilt.

## FIVE MISSISSIPPI CARDINALS

- ▶ When the Cardinals take on Mississippi State in the TaxSlayer Bowl, UofL will have five players from the state of Mississippi who will take on their home state school.
- ▶ Linebacker **C.J. Avery**, wide receiver **Jaylen Smith**, running back **Trey Smith**, safety **Lamarques Thomas** and cornerback **Ronald Walker** are all native of Mississippi.
- ▶ Avery hails from Grenada, while Jaylen Smith is from Pascagoula and Trey Smith is from Madison. Thomas grew up in Clinton and Walker is from Bryan.

## SUNSHINE STATE CARDINALS

- ▶ The Cardinals always have a presence in the state of Florida, and the 2017 squad is no different. Louisville has 16 players on the roster from Florida when it heads down to Jacksonville to play in the TaxSlayer Bowl on Dec. 30.
- ▶ Defensive tackles **Drew Bailey** and **De'Asian Richardson** are both from the city of Jacksonville.
- ▶ Wide receivers **Javonte Bagley** (Vero Beach), **Devante Peete** (Pompano Beach), **Emonee Spence** (Pembroke Pines), offensive linemen **Geron Christian** (Ocala) and **Toriano Roundtree** (Gainesville), defensive end **James Hearn** (Tallahassee), quarterback **Lamar Jackson** (Pompano

## BOWL RESULTS

2016	Citrus Bowl	LSU 29, Louisville 9
2015	Music City Bowl	Louisville 27, Texas A&M 21
2014	Belk Bowl	Georgia 37, Louisville 14
2013	Russell Athletic	Louisville 36, Miami 9
2013	Sugar Bowl	Louisville 33, Florida 23
2011	Belk Bowl	NC State 31, Louisville 24
2010	Beef 'O' Brady's	Louisville 31, S. Mis 28
2006	Orange Bowl	Louisville 24, Wake 13
2005	Gator Bowl	VT 35, Louisville 24
2004	Liberty Bowl	Louisville 44, Boise St. 40
2003	GMAC Bowl	Miami (OH) 49, Louisville 28
2002	GMAC Bowl	Marshall 38, Louisville 15
2001	Liberty Bowl	Louisville 28, BYU 10
2000	Liberty Bowl	Colorado St. 22, Louisville 17
1999	Humanitarian	Boise State 34, Louisville 31
1998	Motor City Bowl	Marshall 48, Louisville 29
1993	Liberty Bowl	Louisville 18, Michigan St. 7
1991	Fiesta Bowl	Louisville 34, Alabama 7
1977	Independence	La. Tech 24, Louisville 14
1970	Pasadena Bowl	Louisville 24, Long Beach 24
1958	Sun Bowl	Louisville 34, Drake 20

## RECORD IN BOWL GAMES

Beef 'O' Brady's	1-0
Belk	0-2
Citrus	0-1
Fiesta	1-0
Gator	0-1
GMAC	0-2
Humanitarian	0-1
Independence	0-1
Liberty	3-1
Motor City	0-1
Music City	1-0
Orange	1-0
Pasadena	0-0-1
Russell Athletic	1-0
Sugar	1-0
Sun	1-0

## LOUISVILLE IN OVERTIME GAMES

Date	Opponent	Score
10/7/99	Army	52-59
9/2/00	Kentucky	40-34
9/26/02	Florida State	26-20
11/14/02	at Southern Miss	20-17
10/4/03	at USF	28-31 (2ot)
10/15/05	at West Virginia	44-46 (3ot)
11/13/10	USF	21-24
10/26/12	Cincinnati	34-31
11/24/12	Connecticut	20-23 (3ot)
12/5/13	at Cincinnati	31-24

Beach), defensive backs **Trumaine Washington** (Miami), **Chucky Williams** (Hialeah), **Lyn Strange** (Leon) and **Anthony Johnson** (Coconut Creek), running back **Colin Wilson** (Green Cove Springs) and linebackers **Kaheem Roach** (Miramar) and **Stacy Thomas** (Miami) are natives of Florida.

## SUNSHINE STATE GAMES

- ▶ The Cardinals always have spent a lot of time in the state of Florida through the years. Louisville is 11-22-1 in games played in the Sunshine State, including a 3-2 record in bowl games.
- ▶ Louisville has won seven of the last nine games played in Florida, which included a 31-28 victory over Florida State earlier this season.
- ▶ The Cardinals dropped a 29-9 decision in the Cit-





## QUICK FACTS

## UNIVERSITY

NAME:	The University of Louisville
LOCATION:	Louisville, Ky.
FOUNDED:	1798
ENROLLMENT:	23,000
NICKNAME:	Cardinals
COLORS:	Red and Black
CONFERENCE:	ACC
DIVISION:	NCAA Division I
STADIUM	Papa John's Cardinal Stadium (55,000)
STADIUM SURFACE:	Field Turf
INTERIM PRESIDENT	Dr. Greg Postel
INTERIM ATHLETICS DIRECTOR	Vince Tyra
HEAD COACH:	Bobby Petrino (8th Season)

## FOOTBALL HISTORY

FIRST YEAR:	1912
ALL-TIME RECORD:	511-457-17
ALL-TIME ACC RECORD:	21-11
ALL-TIME BOWL RECORD:	10-10-1
YEARS IN POST-SEASON PLAY:	21
PJCS Record:	94-32

## ASSISTANT COACHES

Lorenzo Ward	Alabama '91
Assistant Head Coach/Secondary	
Lonnie Galloway	Western Carolina '94
Co-Offensive Coordinator/Wide Receivers	
Mike Summers	Georgetown (KY) '78
Co-Offensive Coordinator/Wide Receivers	
Peter Sirmon	Oregon '99
Defensive Coordinator/Outside Linebackers	
Cort Dennison	Washington '11
Inside Linebackers/Recruiting Coordinator	
Chris Klenakis	Carroll College '86
Tight Ends	
Nick Petrino	Western Kentucky '14
Quarterbacks	
L.D. Scott	Louisville '09
Defensive Line	
Kolby Smith	Louisville '06
Running Backs	

## Stacy Thomas



## 2017 TURNOVER BREAKDOWN

Opponent	UL TOs	Opp. Pts.	Opp. TOs	UL Pts.	Margin
Purdue	3	7	4	7	+1
North Carolina	0	0	0	0	0
Clemson	1	7	0	0	-1
Kent State	4	3	3	14	-1
Murray State	2	7	1	7	-1
NC State	1	7	1	0	0
Boston College	2	10	1	0	-1
Florida State	1	7	3	10	+2
Wake Forest	1	7	1	0	0
Virginia	2	0	2	10	0
Syracuse	0	0	4	14	+4
Kentucky	0	0	0	0	0
<b>Total</b>	<b>17</b>	<b>55</b>	<b>20</b>	<b>61</b>	<b>+3</b>

rus Bowl a year ago

## QUICK HITTERS FROM KENTUCKY GAME

- ▶ Louisville's 27-point win is its largest margin of victory in the series since 2006, when the Cardinals beat the Wildcats 59-28.
- ▶ Louisville scored a touchdown on its opening possession, marking the sixth game this season the Cardinals have reached the end zone on their first drive.
- ▶ Louisville held Kentucky without a completion until approximately five minutes remaining in the second quarter.
- ▶ The Cardinals scored 17 points in the first quarter, the fourth time this season with double-digit points in the opening period.
- ▶ Louisville set a school record for most first downs in a season with its 326th of the year, surpassing the record of 325 set last year.
- ▶ Louisville has totaled at least 400 yards of offense in 23 of the last 25 games.
- ▶ The Cardinals have collected 6,726 yards of offense this season, second most in school history.
- ▶ The Cardinals finished without a turnover for the second-consecutive game.
- ▶ Louisville was 6 for 7 in the red zone, four of those being touchdowns.
- ▶ Louisville completes a game without punting for the first time since beating Murray State on Aug. 30, 2007, and for only the second time in school history versus an FBS opponent (Pittsburgh, 2005).
- ▶ Lamar Jackson was named the 2017 Howard Schnellenberger Most Valuable Player after totaling 372 yards of offense. He threw for 216 yards and two scores, while running for 156 on 18 carries.
- ▶ It is the second time in Jackson's career that he won the MVP award (also 2015), making him only the second player overall to win the award twice (Teddy Bridgewater). The award was established in 2010.
- ▶ Jackson has moved into seventh on the NCAA's career list for rushing yards by a QB, passing Indiana's Antwaan Randle El (1998-01).
- ▶ Jackson is the first player in Louisville history to have two seasons with at least 1,300 yards rushing.
- ▶ Jackson moved into the top 10 on the ACC career list for rushing yardage with 3,974 yards. He is eighth, skipping ahead of North Carolina's Mike Voight (1973-76, 3,971 yards).
- ▶ Jackson passed Howard Stevens for fifth place on Louisville's career list for all-purpose yards (rushing, receiving, returns).
- ▶ Jackson had a 100-yard rushing game for the 22nd time in his career, tied with Boston College's Montel Harris (2008-11) for the third most 100-yard games in ACC history.
- ▶ Jackson broke his own Louisville record for most 100-yard rushing games in a season, logging his ninth 100-yard game of the year.
- ▶ Jackson now holds the top two spots on Louisville's single-season rushing list, setting the record with 1,571 yards last year and gaining 1,443 yards this year.
- ▶ Jackson broke his own Louisville record, logging his 12th game in a single season with 300 yards of total offense.
- ▶ Jackson is now responsible for 116 touchdowns in his career, tying Clemson's Deshaun Watson (2014-16) for second on the ACC's career list. Clemson's Tajh Boyd (2010-13) leads the conference with 133.
- ▶ Jackson threw two touchdowns, giving him 67 for his career to tie Duke's Thaddeus Lewis (2006-09) for ninth on the ACC's career list.
- ▶ Jackson has thrown for 8,872 career yards, passing Miami's Jacory Harris (2008-11) for 18th on the ACC's career list.
- ▶ Reggie Bonnafon had nine rushes for 63 yards and two rushing touchdowns, while catching one pass for 27 yards.
- ▶ It is the third game of Bonnafon's career that he has rushed for two touchdowns.
- ▶ Dae Williams scored his third career rushing touchdown on a one-yard run in the first quarter.
- ▶ With his 54th extra point this year, Blanton Creque moves up to fourth on Louisville's single-season list for made extra points. Art Carmody held the top four spots previously.
- ▶ Trumaine Washington moved up to a tie for ninth on Louisville's career list for pass breakups, knocking down a pass for the 22nd time.
- ▶ With 187 career points, Blanton Creque has passed Jon Hilbert and Chris Philpott for sixth place on Louisville career scoring list for kickers.
- ▶ With 100 points so far this year, Creque moves up to fifth on Louisville's single-season list for scoring by a kicker.
- ▶ With his 55th extra point this year, Creque moved up to fourth on Louisville's single-season list for



## TRACKING THE CARDINALS IN 2017

Opponent	Time	Length	Att.	Halftime	Final	Coin Toss	Kickoff/Receive	1st UL Poss.	1st Opp Poss.	Game Pants	Game Jersey	Game Helmet
Purdue	7:35 p.m.	3:50	37,394	10-14	35-28	Won	Receive	Fumble	Punt	White	White	Red
North Carolina	12:02 p.m.	3:19	47,000	20-14	47-35	Won	Receive	FG	TD	White	White	Red
Clemson	8:12 p.m.	3:28	55,588	7-19	21-47	Lost	Receive	Punt	TD	Black	Black	Red
Kent	12:02	3:01	47,812	28-3	42-3	Lost	Receive	TD	Punt	White	Red	White
Murray State	3:34 p.m.	3:06	47,826	35-3	55-10	Lost	Kick	TD	Punt	White	Red	White
NC State	8:01 p.m.	3:40	56,107	10-17	25-39	Lost	Receive	Punt	Fumble	White	White	Red
Boston College	12:20 p.m.	3:25	44,679	21-14	42-45	Lost	Receive	TD	Punt	White	Red	White
Florida State	12:02 p.m.	3:09	72,764	14-14	31-28	Won	Receive	TD	TD	White	White	Black
Wake Forest	12:20 p.m.	3:18	29,593	10-28	32-42	Won	Receive	Punt	TD	White	White	Black
Virginia	3:32 p.m.	3:13	46,787	14-10	38-21	Lost	Receive	Punt	TD	Black	Black	Black
Syracuse	3:34 p.m.	4:07	34,265	35-3	56-10	Lost	Receive	TD	Int	Red	Red	Red
Kentucky	12:01 p.m.	3:14	56,186	31-10	44-17	Lost	Receive	TD	Punt	White	White	Red

made extra points. Art Carmody held the top four spots previously.

- ▶ With his three field goals, Crique moved into a tie for fifth on the school's single-season list with 15 made.
- ▶ With his ninth touchdown catch this season, Dez Fitzpatrick has moved into a tie for second most TD receptions by a freshman in the ACC.
- ▶ Fitzpatrick totaled 37 receiving yards, giving him 699 and pushing him into 11th on the ACC's freshman list.
- ▶ Jaylen Smith finished the game with six catches for 75 yards and one touchdown.
- ▶ Over a three-game stretch (Virginia, Syracuse, Kentucky), he has totaled 14 catches for 254 yards and four touchdowns.
- ▶ Stacy Thomas led the defense with 10 tackles, including one sack.
- ▶ It is the third time this season he has totaled double-digit tackles.
- ▶ Jonathan Greenard had five tackles, including two for loss.
- ▶ The sophomore has 15.5 tackles for loss this season and needs a half tackle for loss to move into the school's single-season top 10 list.

## STREAKS AND TRENDS

- ▶ Quarterback **Lamar Jackson** has an FBS-best 19 games over the last two seasons with at least one rushing and passing touchdown in a game.
- ▶ Totaling two touchdowns versus Kentucky, Jackson has recorded 42 touchdowns this season, giving him an incredible 93 over the last 25 contests, an average of 3.7 per game. The native of Pompano Beach, Fla., has registered 15 career games with four or more touchdowns, including six this season. The junior had eight games last year with four or more scores.
- ▶ With 156 yards rushing versus Kentucky, Jackson has six-straight 100-yard rushing games, which ties Howard Stevens (1971-72) for the best total in school history. He has nine 100-yard games this season — breaking his school record for 100-yard games in a season and becoming the only player to have seven or more rushing games in two different seasons.
- ▶ Jackson recorded his 12th-straight game with 300 yards of total offense, becoming the first player in school history to reach that mark.

- ▶ The Cardinals rushed for 346 yards in the win over Kentucky, improving to 54-1 when running for over 300 yards and 18-0 under head coach Bobby Petrino.
- ▶ The Cardinals are averaging 40.7 points per game over their last six games — scoring over 40 points three times during that span.
- ▶ Since being held to a season-low 116 yards rushing in a loss to NC State, the Cardinals are averaging 305.3 yards on the ground and have scored 20 rushing touchdowns during that span.
- ▶ Averaging 7.6 yards per play this season, the Cardinals totaled a mark of 8.8 versus Kentucky — the seventh time in 2017 that UofL has averaged better than 7.0 yards a play.
- ▶ Since yielding a season-high 625 yards of total offense in a loss to Wake Forest, the Cardinals have allowed an average of 313.5 yards per game, including 162.7 yards per contest on the ground.
- ▶ After recording four interceptions in the first six games, the Cardinals have totaled eight in the last six games, including a season-best four versus Syracuse.
- ▶ Wide receiver **Jaylen Smith** had six catches for a team-leading 75 yards and one touchdown in the win over Kentucky. Over the last five games — since returning from injury — Smith has totaled 31 receptions for 494 yards and four touchdowns.
- ▶ The Cardinals are averaging 7.6 yards per carry over the last five contests and a remarkable 8.0 yards per play.
- ▶ Forcing just four fumbles in the first six games, the Cardinals have totaled seven in the last six contests.
- ▶ The Cardinals have forced 20 turnovers this season, including 10 in the last five games — tying a season-best with four against Syracuse.
- ▶ The Cardinals have averaged 42.8 rushing attempts in the last five contests, while totaling 28.7 passing attempts over that span.
- ▶ In posting an 8-4 record this season, the Cardinals' offense has performed well in those eight victories — averaging 584.4 yard per game and 8.1 yards per play. On the ground, the Cardinals have been phenomenal — picking up an average of 285.4 in the eight victories.
- ▶ The Cardinals have totaled at least one rushing touchdown and one passing score in 12-straight games — the first time since the last six games of 2006 and the first four of 2007 that the Cardinals scored at least one of each in 10 or more consecutive games.
- ▶ Jackson has thrown a touchdown pass in 27 of the last 28 games, with the LSU game last year being the lone game without a throwing touchdown.
- ▶ In 37 career contests, Jackson has 17 games where he has passed for multiple touchdowns. He has thrown multiple scoring strikes in nine of his last 12 contests. Throughout his career, he has 11 games with three or more passing touchdowns.
- ▶ Jackson, who has 116 touchdowns responsible for during his career, has been responsible for one touchdown in 27 of 28 games, with the only missing game



Reggie Bonnafon





## LOUISVILLE'S RECORD WHEN...

	'17	Petrino
August	0-0	1-0
September	4-1	25-6
October	1-3	20-10
November	3-0	23-6
December	0-0	5-3
January	0-0	1-1
Total	8-4	75-26

### In ACC Play

At home	2-2	12-4
On the road	2-2	9-7
Neutral	0-0	0-0
Total	4-4	21-11

### In NonConference Play

At home	3-0	15-2
On the road	1-0	15-9
Neutral	1-0	4-5
Total	2-0	34-16

### vs. AP Ranked Opponents

At home	0-1	3-3
On the road	0-1	0-6
Neutral	0-0	2-5
Total	0-0	5-13

### In Games

Decided by 3 pts or less	1-1	5-10
Decided by 7 pts or less	1-0	14-12
Decided by 14 pts or more	1-3	45-11
Decided by 28 pts or more	4-0	29-2
Leading at halftime	7-1	68-9
Leading after 3 quarters	6-0	66-5

### When Scoring

Less than 20 points	0-0	1-7
20+ points	1-2	66-16
30+ points	3-1	56-8
40+ points	3-1	39-2
50+ points	2-0	23-0
60+ points	0-0	12-0

### When Allowing

10 or fewer points	3-0	22-0
20 or fewer points	1-0	41-1
25+ points	3-4	19-23

### When Achieving

400+ yards of total offense	5-2	62-13
500+ yards of total offense	3-1	35-5
600+ yards of total offense	3-1	13-1
Less than 100 yards rushing	0-0	4-9
100+ yards rushing	8-4	38-16
200+ yards rushing	6-1	47-7
300+ yards rushing	4-0	18-0
100-yard rusher	7-2	44-9
100-yard rusher/receiver	2-1	14-5
Less than 200 yards passing	2-0	17-4
300+ yards passing	5-4	34-11
400+ yards passing	0-0	5-1
500+ yards passing	0-0	0-0
No turnovers	3-0	13-1

### When Allowing

less than 200 total yards	2-0	7-0
less than 300 total yards	3-0	36-2
less than 400 total yards	6-0	61-10
400+ yards of total offense	2-4	14-16
less than 100 yards rushing	4-0	42-2
100+ yards rushing	4-4	32-24
less than 100 yards passing	2-0	8-0
less than 200 yards passing	4-0	35-7
300+ yards passing	1-4	9-10

being a 29-9 loss to LSU in the 2016 Citrus Bowl.

- Jackson, who totaled two rushing touchdowns versus Syracuse, has scored at least one TD on the ground in 26 of 37 games during his career.
- After rushing for 337 (84.3 ypg) yards and four scores in the first four games, Jackson has run for 1,106 (138.2) yards and 13 touchdowns in the last eight contests.
- Wide receiver **Seth Dawkins** has caught a pass in a team-high 14-straight games dating back to 2016, while tight end **Charles Standberry** has caught a pass in 13-straight games. **Dez Fitzpatrick** has had catches in 12-straight contests — all coming this season.
- The Cardinals are 2-0 this season when Jackson passes for fewer than 200 yards in a game — throwing for 156 yards in a win at Florida State and 195 against Virginia.
- Offensive tackle **Geron Christian** and safety **Chucky Williams** are tied for the team lead with 38-straight starts.
- The Cardinals have totaled over 400 yards of total offense in 23 of the last 25 games.
- Louisville has forced at least one turnover in 21 of the last 25 contests, and has won 19 consecutive games when not committing a turnover.
- The Cardinals have achieved balance on the offensive side of the football this season, rushing 456 times and recording 433 passing plays.
- Louisville held Virginia to 63 yards rushing in the 38-21 win, marking the fourth time the Cardinals have limited the opposition to less than 100 yards on the ground — improving to 4-0 on the season when holding teams below the century mark.
- The Cardinals have held 10 opponents to less than 100 yards on the ground over the last two seasons (4 this year and 6 in 2016) and are 9-1 in those games, with the only loss being a 36-10 defeat at Houston a year ago.
- The Cardinals tied a season-high with four sacks in the win over Virginia — the third time registering four sacks this season.
- Louisville has forced multiple turnovers in five games this year, posting a perfect 5-0 in those contests. In the eight wins, the Cardinals have forced 12 miscues by the opposition, but only four in the team's four losses.
- The Cardinals have thrown six interceptions in 433 passing attempts — one pick in every 72.2 pass attempts.
- The Cardinals have scored 30 or more points in 20 of the last 25 games dating back to 2016.
- Wide receiver **Seth Dawkins** has caught 15 passes for 207 yards and a score in the last four games.

## IMPRESSIVE BOWL STREAK

- ▶ Finishing the regular season at 8-4, the eighth time head coach Bobby Petrino has guided his team to eight or more wins in a season.
- ▶ The Cardinals advanced to a bowl game for the eighth-straight season — one of 17 schools in the

FBs to achieve a streak of that duration.

- ▶ The eight-game streak is also the third-longest among Atlantic Coast Conference teams, with Virginia Tech leading the way with 25-consecutive appearances.
- ▶ Petrino has guided his UofL teams to eight-straight bowl appearances dating back to his first term from 2003-06.

## RECORDS WATCH

- ▶ **Lamar Jackson**
- ▶ Needs 183 yards of total offense to break his school single-season record (record: 5,114, 2016)
- ▶ Needs 72 all-purpose yards to move into the school's single-season top 10 (Keith Stephens, 1988, No. 10: 1,514, 1988)
- ▶ Needs 555 yards to move into No. 4 on the school's career all-purpose yards list (Zek Parker, 1988-01, No. 4: 4,528)
- ▶ Needs 129 rushing yards to break his school single-season rushing overall and rushing yards by a QB record (record: 1,571, 2016)
- ▶ Needs two rushing touchdowns to tie for fourth on the school's single-season list (Leroy Collins, 1998; Lenny Lyles, 1957; No. 4, 19)
- ▶ Two rushing touchdowns would place him in a tie for fifth on the school's single-season list for touchdowns scored (Leroy Collins, 1998, No. 5: 19)
- ▶ Needs five rushing touchdowns to break his school single-season record (record: 21, 2016)
- ▶ Needs to rush for 150 yards to tie for No. 2 on the school's single-season list for 150-yard rushing games (No. 2, Lamar Jackson: 5)
- ▶ Needs 21 completions to move into No. 6 on the school's single-season list (Chris Redman, No. 6, 261)
- ▶ Needs 159 passing yards to move into fifth on the school's single-season list (Chris Redman, 1999, No. 5: 3,647); needs 230 to pass Teddy Bridgewater for fourth (2012, 3,718)
- ▶ Needs two passing touchdowns to tie for sixth on the school's single-season list (Teddy Bridgewater, 2012; Dave Ragone, 2000; No. 6: 27)
- ▶ Needs four passing touchdowns to tie for fourth on the school's career list (Brian Brohm, 2004-07, No. 4: 71)
- ▶ Needs one touchdown to move into the school's single-season top 10 list for scoring (Art Carmody, 2005, No. 10: 105)
- ▶ Needs one touchdown to move into a tie for third on the school's career scoring list (Lenny Lyles, 1954-57, No. 3: 300)
- ▶ Needs one touchdown to move into second on the ACC career list for touchdown responsibility (Deshaun Watson, Clemson, 2014-16, No. 2: 116)
- ▶ Needs 224 yards of total offense to move into second on the ACC career list for total offense yardage (Tajh Boyd, Clemson, 2010-13, No. 2: 13,069)



- ▶ Needs 97 rushing yards to move into fifth on the ACC career list for rushing yardage (Robert Lavette, Georgia Tech, 1981-84, No. 5: 4,066)
- ▶ Needs one rushing touchdown to move into second on the ACC career list for rushing TDs; needs three to tie for ACC career lead (James Conner, Pittsburgh, 2013-14, 16, No. 1: 52)
- ▶ Needs to rush for at least 100 yards to tie for second on the ACC career list for 100-yard rushing games (Amos Lawrence, North Carolina, 1977-80, No. 2: 23)
- ▶ Needs 150 passing yards to move into 13th on the ACC career list for passing yardage (Spence Fischer, Duke, 1992-95, No. 13: 9,021)
- ▶ Needs one passing touchdown to tie for eighth on the ACC career list (Darian Durant, North Carolina, 2001-04, No. 8: 68); two to tie for seventh (Brad Kaaya, Miami, 2014-16, No. 7: 69); three to tie for sixth (Jacory Harris, Miami, 2008-11, No. 6: 70)
- ▶ Needs to pass for at least 300 yards to move into a tie for sixth on the ACC career list for 300-yard passing games (Matt Ryan, Boston College, 2004-07; Russell Wilson, NC State, 2008-10; No. 6: 11)
- ▶ Needs one touchdowns scored to move into 29th on the ACC career scoring list; two touchdowns scored to tie for 27th; three touchdowns scored to tie for 21st
- ▶ Needs 139 rushing yards to move into sixth on the FBS career list for quarterback rushing (Colin Kaepernick, Nevada, 2007-10, No. 6: 4,112)

**Dez Fitzpatrick**

- ▶ Needs five more receptions to qualify for 50-catch minimum for yards per catch; would rank 10th on school's single-season list for yards per catch with a 50-catch minimum
- ▶ Needs one more touchdown reception to tie for third on the school's single-season list for touchdown catches (DeVante Parker, 2012; Arnold Jackson, 1998; Anthony Cummings, 1990; No. 3: 10)
- ▶ Needs three receptions to break the school's single-season record for receptions by a freshman (Ibn Green, 1996, No. 1: 47)
- ▶ Needs 99 receiving yards to break the school's single-season record receiving yards by a freshman (Mario Urrutia, 2005, No. 1: 797)
- ▶ Needs three receptions to tie for 14th on the ACC single-season list for most catches by a freshman (Koren Robinson, NC State, 1999; Calvin Johnson, Georgia Tech, 2004; No. 14: 48); four receptions would put him in a tie for 12th (Derrick Hamilton, Clemson, 2001; Ahmmon Richards, Miami, 2016; No. 12: 49)
- ▶ Needs 10 receiving yards to tie for 10th on the ACC single-season list for most receiving yards by a freshman (Isaiah Ford, Virginia Tech, 2014; No. 10: 709); needs 47 yards to tie for ninth (Conner Vernon, Duke, 2009, No. 9: 746)
- ▶ Needs three touchdown receptions to tie for the ACC single-season record for most TD catches by a freshman (Sammy Watkins, Clemson, 2011, No.

1: 12)

**Jaylen Smith**

- ▶ Needs 96 receiving yards to move into 10th on the school's single-season list for receiving yards (J.R. Russell, 2004, No. 10: 968); needs 101 yards to move into ninth (Mario Urrutia, 2006, No. 9: 973)
- ▶ Needs two touchdown receptions to tie for 10th on the school's career chart for TD catches (Harry Douglas, 2004-07; Ronnie Ghent, 2000-03; No. 10: 15)

**James Hearn**

- ▶ Needs one more forced fumble to tie for second on the school's single-season list for fumbles forced (James Hearn, 2016; Calvin Pryor, 2012; No. 2: 5)
- ▶ Needs two more forced fumbles to tie for the school's single-season record for fumbles forced (Elvis Dumervil, 2002-05, No. 1: 11)

**Trumaine Washington**

- ▶ Needs one more pass breakup to tie for eighth on the school's single-season list for pass breakups (Laroni Gallishaw, 2001-02, No. 8: 23); two to tie for seventh (Rico Clark, 1993-96, No. 7: 24)
- ▶ Needs one interception to tie for eighth on the school's career list for interceptions (Kerry Rhodes, 2001-04; Sebastian Curry, 1980-82; Mike Detenber, 1967-69; Dan Bednarski, 1966-67; No. 8: 11)

**Jonathan Greenard**

- ▶ Needs a half-tackle for loss to tie for 10th on the school's single-season list for tackles for loss (Dexter Heyman, 2011; Donovan Arp, 2000; Donovan Arp, 1999; No. 10: 16); needs one tackle for loss to tie for ninth (Dewayne White, 2002, No. 9: 16.5)

**Blanton Creque**

- ▶ Needs six points to move into fourth on the school's single-season list for points by a kicker (Art Carmody, 2005, No. 4: 105)
- ▶ Needs four points to move into fifth on the school's career list for points by a kicker (Ron Bell, 1987-80, No. 5: 190)
- ▶ Needs five extra points made to tie for third on the school's single-season list for points after touchdown made (Art Carmody, 2006, No. 3: 60)
- ▶ Needs one made field goal to tie for third on the school's single-season list for field goals made (Blanton Creque, 2016; John Wallace, 2012; No. 3: 16)
- ▶ Needs one field goal made to tie for sixth on the school's career list for field goals made (Chris Philpott, 2008-11, No. 6: 32); four field goals to tie for fifth (David Akers, 1993-96, No. 5: 35)

**SEVEN CARDINALS EARN ALL-ACC HONORS**

- ▶ University of Louisville quarterback Lamar Jackson and wide receiver Jaylen Smith were selected to the Atlantic Coast Conference's first team, highlighting seven Cardinals named to the league's postseason awards list in a vote by the league's

**HONORS AND AWARDS****JAIRE ALEXANDER**

Chuck Bednarik Award Watch List  
Bronko Nagurski Award Watch List  
Jim Thorpe Award Watch List  
Paul Hornung Watch List  
2nd Team Sporting News Preseason All-American  
1st team AP Preseason All-American

**DREW BAILEY**

Bronko Nagurski Award Watch List

**BLANTON CREQUE**

Lou Groza Award Watch List  
Lou Groza Semifinalist  
Honorable Mention All-ACC

**MICKY CRUM**

John Mackey Award Watch List

**JORDAN DAVIS**

John Mackey Award Watch List

**DORIAN ETHERIDGE**

ESPN Freshman All-American

**DEZ FITZPATRICK**

Honorable Mention All-ACC

**JAMES HEARNS**

Bronko Nagurski Award Watch List

**LAMAR JACKSON**

Maxwell Award Watch List  
2nd Team Sporting News Preseason All-American  
ACC Preseason Player of the Year  
Davey O'Brien Award Watch List  
Walter Camp Award Watch List  
Preseason All-ACC  
Manning Award Watch List  
2nd team AP Preseason All-American  
2nd team Associated Press  
ACC Offensive Back of the Week (9/11)  
Maxwell Award Semifinalist  
Davey O'Brien Semifinalist  
Walter Camp Player of the Year Finalist  
First team All-ACC  
ACC Offensive Player of the Year  
ACC Player of the Year  
ACC Back of the Week (11/27)  
Manning Award Finalist  
2nd team Associated Press All-American  
2nd team Walter Camp All-American  
2nd team FWAA All-American  
2nd team CBS All-American

**JAYLEN SMITH**

ACC Wide Receiver of the Week (9/11)  
First team All-ACC

**TRUMAINE WASHINGTON**

Honorable Mention All-ACC

**TREVON YOUNG**

Brian Piccolo Award Winner





### Most Wins In The FBS From 2003-17 (Last 15 Yrs)

Rk	Wins	Team
1.	165	Boise State
2.	163	Ohio State
3.	159	Oklahoma
4.	156	Alabama
5.	153	USC
6.	151	LSU
7.	147	Wisconsin
8.	145	Georgia
	145	Clemson
10.	143	TCU
11.	141	Florida State
12.	140	Virginia Tech
13.	139	Oregon
14.	133	Auburn
15.	132	Florida
16.	131	Texas
	131	Utah
18.	129	West Virginia
	129	Oklahoma State
20.	127	Louisville
21.	126	Navy
	126	Northern Illinois
23.	124	Penn State
24.	122	Nebraska
25.	121	BYU
	121	Michigan State

### Most Wins In The FBS From 2013-17 (Last 5 Yrs)

Rk	Wins	Team
1.	62	Alabama
2.	61	Clemson
3.	60	Ohio State
4.	53	Wisconsin
	53	Florida State
	53	Oklahoma
7.	50	Stanford
8.	49	Boise State
9.	48	Michigan State
	48	USC
	48	Georgia
12.	47	San Diego State
13.	46	Oklahoma State
	46	Washington
	46	Louisville
	46	Toledo
17.	45	Western Kentucky
	45	Houston
	45	Auburn
20.	44	Northern Illinois
	44	Oregon
	44	LSU
23.	43	Navy
	43	Marshall
	43	TCU

head coaches and media members.

- ▶ Wide receiver **Dez Fitzpatrick**, offensive tackle **Geron Christian**, placekicker **Blanton Creque**, and cornerbacks **Jaire Alexander** and **Trumaine Washington** were named honorable mention recipients.
- ▶ Jackson is having another record-breaking season in leading the nation's third-ranked offense. He is pacing the country in total offense at 411.0 yards per game and is the ACC's leading passer and rusher – a first in ACC history.
- ▶ Entering the postseason, the Pompano Beach, Fla., native has rushed for 1,443 yards and 17 touchdowns in 2017 – the first player in school history to rush for over 1,300 yards in consecutive seasons. He broke his own school record with nine 100-yard rushing games this year and the 22nd of his career, tied for the third most in ACC history.
- ▶ The team's leading receiver, Smith has registered career highs with 53 receptions for 873 yards and six touchdowns. Despite missing three games with a wrist injury, Smith ranks second in the ACC – 11th nationally with an average of 97.0 yards per game. He is 27th in the country with 5.9 receptions per contest.
- ▶ In his first season as a starter, Fitzpatrick caught 45 passes for 699 yards and UoFL freshman record nine touchdown receptions. With his ninth touchdown catch this season, the Farmington Hills, Mich., native has moved into a tie for second most TD receptions by a freshman in ACC history.
- ▶ Christian, a three-year starter at offensive tackle, has started 38 consecutive games and has been a part of two top-five offenses in the nation – both averaging over 530 yards per game.
- ▶ Creque currently ranks seventh in the nation in field goal percentage at 88.2 percent, connecting on 15-of-17 field goals this season. He went 3 for 3 in a win over Kentucky, moving into a tie for fifth on the school's single-season list.
- ▶ Playing in only six games, Alexander helped stabilize the defense over the last three games. He directed the Cardinals' defense to allowing only 16.0 points per game over that span. The Charlotte native has totaled 19 tackles and one interception.
- ▶ Washington earned honors after leading the team with four interceptions for 81 yards. He has 39 tackles on the year and nine pass breakups

### CARDINALS TRYING FOR SEVENTH WIN IN 11 TRIPS

- ▶ Louisville is looking for its seventh bowl win in the last 11 games and look to get back on the winning track after falling to LSU in the Citrus Bowl last season
- ▶ The Cardinals are 10-10-1 all-time in bowl games, and are 3-4 with head coach Bobby Petrino leading the Cards.
- ▶ The eight consecutive bowl appearances is the second- longest in school history — just one short of the school record of nine-straight trips from 1998-2006.

### PETRINO BACK BOWLING

- ▶ For the 11th time in his 13 seasons as a head coach, Bobby Petrino has guided his team to a bowl game and the eighth as the head coach of the Cardinals.
- ▶ Petrino's teams have dropped two of its three bowl games since 2014.
- ▶ This will be just the 10th bowl game Petrino has been a head coach in, coaching in the TaxSlayer (2017), Citrus (2016), Music City (2015)Belk (2014), Cotton (2011), Sugar (2011), Liberty (2009, 2004), Orange (2007), Gator (2005) and GMAC (2003).
- ▶ Petrino is 5-5 in bowl games, posting a 3-4 record as head coach of the Cardinals. He defeated Texas A&M in the 2015 Music City, Wake Forest in the 2007 Orange Bowl and Boise State in the 2004 Liberty Bowl.
- ▶ While at Arkansas (2008-11), Petrino's teams were 2-1 in post-season games, with a win or Kansas State in the 2011 Cotton Bowl and defeated East Carolina in the 2009 Liberty Bowl.

### Petrino's Bowl Results (5-5, 3-4 at Louisville)

2015	Louisville 27, Texas A&M 21	Music City
2014	Georgia 37, Louisville 14	Belk
2011	Arkansas 29, Kansas State 16	Cotton
2011	Ohio State 31, Arkansas 26	Sugar
2009	Arkansas 20, East Carolina 17 (OT)	Liberty
2007	Louisville 24, Wake Forest 13	Orange
2006	Virginia Tech 35, Louisville 24	Gator
2004	Louisville 44, Boise State 40	Liberty
2003	Miami (Ohio) 49, Louisville 28	GMAC

### CARDS IN THE ACC

- ▶ The Cardinals finished their fourth full season in the ACC, recording an overall record of 21-11 — after posting a 4-4 mark this season.
- ▶ Louisville finished the 2016 with a 7-1 record in the league — the best mark since joining the conference in 2014.
- ▶ At home, the Cardinals have posted an 12-4 record after recording consecutive victories over Virginia and Syracuse.
- ▶ The Cardinals are 9-7 on the road and split four decisions this year.

### NON-CONFERENCE NOTABLES

- ▶ The Cardinals have enjoyed tremendous success against non-league foes, going 27-11 since 2011, and enter the postseason with four consecutive victories out of conference.
- ▶ The Cardinals have won 13 of 19 contests out of league since head coach Bobby Petrino's return in 2014.
- ▶ Petrino is 30-9 versus non-conference opponents during his eight years at Louisville, including a 14-2 mark at home.
- ▶ Petrino's teams are 11-3 on the road and 5-4 in neutral site games.
- ▶ Dating back to the 2010 campaign, the Cardinals are 26-9 against non-conference opponents during the regular season, and have eight of the last 11 out league.



## LOUISVILLE IN THE INDIVIDUAL RANKINGS (TOP 50)

ALL-PURPOSE	NCAA	ACC
Lamar Jackson	42	5
COMPLETIONS PER GAME	NCAA	ACC
Lamar Jackson	26	4
FIELD GOAL PCT.	NCAA	ACC
Blanton Creque	12	1
FORCED FUMBLES	NCAA	ACC
James Hearn	4	1
Chucky Williams	26	2
PASSING EFFICIENCY	NCAA	ACC
Lamar Jackson	24	2
PASSING TDS	NCAA	ACC
Lamar Jackson	19	2
PASSING YARDS	NCAA	ACC
Lamar Jackson	10	1
YARDS PER COMPLETION	NCAA	ACC
Lamar Jackson	10	1
POINTS RESPONSIBLE	NCAA	ACC
Lamar Jackson	2	1
RECEIVING TOUCHDOWNS	NCAA	ACC
Dez Fitzpatrick	24	2
RUSH YARDS PER CARRY	NCAA	ACC
Lamar Jackson	11	1
RUSHING TOUCHDOWNS	NCAA	ACC
Lamar Jackson	3	1
RUSHING YARDS	NCAA	ACC
Lamar Jackson	15	1
SACKS	NCAA	ACC
James Hearn	36	7
TOTAL OFFENSE	NCAA	ACC
Lamar Jackson	1	1
TOTAL POINTS	NCAA	ACC
Lamar Jackson	14	1
TOTAL TOUCHDOWNS	NCAA	ACC
Lamar Jackson	8	1
INTERCEPTIONS	NCAA	ACC
Trumaine Washington	10	2
YARDS PER ATTEMPT	NCAA	ACC
Lamar Jackson	15	2

### SEVEN CAPTAINS NAMED

- ▶ University of Louisville head football coach Bobby Petrino continuously stresses the importance of leadership, and that was noticeable as seven players were selected captains in a team vote.
- ▶ Junior quarterback **Lamar Jackson**, running back **Reggie Bonafon** and offensive tackle **Geron Christian**, were selected to represent the offense, while cornerback **Jaire Alexander** and safety **Chucky Williams** were voted to guide the defense. Junior wide receiver **Devante Peete** and punter **Mason King** were selected special teams captains.
- ▶ Jackson and Peete were named captains for the second consecutive season. Bailey had five or more tackles in six games last season — recording a career-best 11 in a 24-14 win over Duke. It was the highest total by a UofL defensive lineman since Elvis Dumervil registered 11 stops in 2005.

### EXPANSION SET FOR 2018 SEASON OPENER

- ▶ The University of Louisville's Cardinal Athletic Fund (CAF) has accelerated the completion of a \$63-million project for Papa John's Cardinal Stadium and the Howard Schnellenberger Complex. Originally scheduled for completion for the 2019 football season, the new expansion will be ready for opening in 2018. The expedited schedule is due to major gifts from Pepsi, the Kueber Family, and a recent \$5 million pledge by Norton Healthcare. Additionally, within one year, fans and supporters donated approximately \$47 million toward the project.
- ▶ The Cardinals began construction on the new expansion in November 2016 after the final home game. The Cardinal Athletic Fund's staff has helped sell all 1,000 club seats, 70 premium boxes, and 12 exclusive field level suites.
- ▶ The first phase of the project that will be noticeable to the fans will be the seating structure for the interior bowl that will be in place for the start of the 2017 season. Approximately 10,000 seats will be added to the north end zone, which will go on sale to the public in early 2018.
- ▶ Beginning January 1, 2018, renovations are scheduled to begin on the football complex, which includes dramatic changes to the training areas and improving the overall student-athlete experience. An additional 100,000 square feet of space will allow the team's weight room and conditioning center to double in size, creating space for team workouts, conditioning, and an enhanced athletic training space equipped with a state-of-the-art hydrotherapy area.

luxurious and spacious players' lounge, improvements for coaches' offices and the team locker room, and expansive theatre-style meeting areas also will be among the major improvements dedicated for student-athlete development.

### FRESHMEN STARTERS

- ▶ The Cardinals' 8-4 record can be attributed to the reliance of a number of true freshmen seeing



actions, including a high number in the starting lineup. Louisville has played 12 true freshmen this season and seven have seen time as starters. Four freshmen have started on the defense, while three have made starts on the offense. The four starters on the defense are tied for the third-most in the country.

- ▶ The seven starters is the sixth-most of any team in the nation, trailing Illinois (16), Baylor (11), Ball State (10), Texas A&M (9) and LSU (8).
- ▶ Safety **TreSean Smith**, **Russ Yeast**, **Dorian Etheridge** and **C.J. Avery** have started on defense, while **Mekhi Becton**, **Cole Bentley** and **Kemari Averett** are the offensive starters.

### 25 CARDINALS MAKE DEBUTS THIS SEASON

- ▶ A total of 25 Cardinals have played their first games during the 2017 season, including 12 true freshmen.
- ▶ First-time players include **Dae Williams**, **Robbie Bell**, **Jordan Davis**, **Derek Dorsey**, **Dez Fitzpatrick**, **Tabarius Peterson**, **Caleb Tillman**, **Harry Trotter**, **Jawon Pass** and **Tobias Little**, **Vince Lococo**, **Austin Johnson** and **Jack Duane**.
- ▶ Rookies **C.J. Avery**, **Mekhi Becton**, **Dorian Etheridge**, **Mitch Hall**, **Josh Johnson**, **Corey Reed**, **TreSean Smith**, **Colin Wilson**, **Russ**

### MOST TRUE FRESHMEN WITH AT LEAST ONE START

16	Illinois (8 offense, 8 defense)
11	Baylor (7 offense, 4 defense)
10	Ball State (5 offense, 5 defense)
9	Texas A&M (5 offense, 4 defense)
8	LSU (4 offense, 4 defense)
7	Louisville (4 defense, 3 offense)
6	Arizona (1 offense, 5 defense)
6	Oregon (2 offense, 4 defense)





**Yeast, Kemari Averett, Cole Bentley and Caleb Chandler** all made their collegiate debuts this season.

- ▶ Louisville coach Bobby Petrino has never shied away from playing true freshmen. In his eight years with the Cardinals, a total of 54 true freshmen have seen action for Louisville, including a high of 12 in 2017.
- ▶ Of the 53 true freshmen who have played under Petrino, 22 have started at least once during their freshman season. Louisville had six freshmen starters in 2015.

#### WIN INDICATORS

- ▶ There are many things that go into whether a team wins a game, but a long-term look at the trends during Bobby Petrino's tenure at Louisville shows that winning the turnover battle and winning the run game are two of the easiest ways to predict a Louisville victory.
- ▶ Under Petrino, when the Cardinals win the turnover battle, they are 38-4 (90.2 pct.) They are 13-1 (92.3 pct.) in games when they commit zero turnovers. Louisville is 69-8 under Petrino when outrushing the opponent (89.5 pct.) and is 43-2 (95.4 pct.) when holding the opponent under 100 yards on the ground.
- ▶ History also shows that Louisville is tough to beat when it takes a lead into halftime, as the Cardinals

#### TURNOVER MARGIN

2016	-7
2015	-1
2014	+4
2006	+2
2005	+6
2004	+11
2003	+3
<b>totals</b>	<b>+18</b>

are 68-9 when leading at intermission under Petrino (91.4 pct.).

- ▶ In the win 56-10 win over Syracuse, the Cardinals are 23-0 when scoring 50 or more points in a game and 22-0 when allowing 10 or fewer points in a contest.

#### LOUISVILLE, PETRINO VS. RANKED OPPONENTS

- ▶ Louisville holds a 16-50-1 all-time record against teams ranked in the Associated Press top 25. This mark includes records of 8-13 at home, 3-31-1 at road sites and 5-7 at neutral sites.

#### PETRINO VS. RANKED OPPONENTS

Date	Rk	Opponent	Opp	Score
Nov. 5, 2003		at TCU	13	28-31
Dec. 18, 2003		vs. Miami, Ohio	14	28-49
Oct. 14, 2004	18	at Miami, Fla.	3	38-41
Dec. 31, 2004	7	vs. Boise State	10	44-40
Jan. 2, 2005	15	vs. Virginia Tech	12	24-35
Sept. 16, 2006	12	Miami, Fla.	17	31-7
Nov. 2, 2006	5	West Virginia	3	44-34
Nov. 9, 2006	3	at Rutgers	15	25-28
Jan. 2, 2007	5	vs. Wake Forest	15	24-13
Oct. 30, 2014		Florida State	2	31-42
Dec. 30, 2014	20	vs Georgia	13	14-37
Sept. 5, 2015		vs. Auburn	6	24-31
Sept. 17, 2015		Clemson	11	17-20
Oct. 17, 2015		at Florida State	11	21-41
Sept. 17, 2016	10	Florida State	2	63-20
Oct. 1, 2016	3	at Clemson	5	36-42
Dec. 31, 2016	15	vs. LSU	19	9-29
Sept. 16, 2017	14	Clemson	3	21-47
Oct. 5, 2017	17	at NC State	24	25-39

- ▶ The Cardinals are 6-22-1 against teams ranked in the top 10, and 8-12 as a ranked team playing a ranked foe.
- ▶ Head coach Bobby Petrino owns a record of 5-14 versus ranked opponents during his tenure at Louisville, which includes a win over No. 2 Florida State last season.

#### CARDS MAKE SECOND POSTSEASON TRIP TO JACKSONVILLE

- ▶ The Virginia Tech Hokies twice rallied from 11-point deficits, and scored 22 unanswered points in the fourth quarter to knock off Louisville 35-24 in the Gator Bowl played at Alltel Stadium on Monday afternoon in Jacksonville, Fla.
- ▶ The Hokies trailed 14-3 in the first half, and 17-10 at halftime, primarily because of 75 yards in penalties, all of the 15-yard variety. And in the second half, they found themselves down 24-13 after Louisville quarterback Hunter Cantwell hit Gary Barnidge on a 29-yard touchdown pass with less than 14 minutes left in the game.
- ▶ After that score, the Hokies got things going. Tech answered by marching 78 yards in just two plays. Tech got a big play from quarterback Marcus Vick, who hit receiver David Clowney for a 54-yard gain to the Louisville 24. On the next play, Cedric Humes rumbled in from 24 yards out, and the Hokies connected on the two-point conversion when Vick hit Josh Morgan. That made the score 24-21 with just over 13 minutes to go.
- ▶ Tech's Chris Ellis then gave Tech's offense a

golden opportunity when he drilled Cantwell on the ensuing possession and forced the Louisville signal-caller to fumble. James Anderson recovered for the Hokies, giving Tech the ball at its own 47. The Hokies capitalized when Vick found tight end Jeff King in the back of the end zone on a 5-yard touchdown pass that gave the Hokies a 28-24 lead with 6:09 left in the game.

- ▶ Tech then put the game away a minute later. Anderson, a redshirt senior from Chesapeake, Va., who enjoyed a huge game, intercepted a Cantwell pass and returned it for a touchdown that made the score 35-24. Louisville had two opportunities to cut into the lead, but lost the ball on downs on one occasion and Brandon Flowers intercepted a pass on the Cardinals' final possession of the game.

#### 33-13 WITH MORE THAN A WEEK TO PREPARE

- ▶ Head Coach Bobby Petrino teams are 33-13 in games in which they have more than one week to prepare for an opponent. This figure includes season openers, games after an "off" week and post-season games. His teams are on 10-4 with in the last 14 games with more than a week to prepare for an opponent.
- ▶ The last win came against Virginia on Nov. 11, 2017, while Petrino's last loss was a 45-42 defeat at home to Boston College on Oct. 14, 2017.

#### NEW GUYS

- ▶ Through 12 games in 2017, 12 true freshmen, 10 redshirt freshmen and one transfer have played for Louisville — after redshirt freshman **Dae Williams** made his collegiate debut versus Florida State.
- ▶ Against Boston College, a total of six freshmen made the start in the loss to the Eagles, including three true freshmen on defense in cornerback **Russ Yeast**, linebacker **Dorian Etheridge** and safety **TreSean Smith**, and offensive tackle **Mekhi Becton** on offense.
- ▶ True freshmen **Cole Bentley** (guard) and **Kemari Averett** (tight end) earned the start on offense versus Virginia. They are the sixth and seventh true freshmen, respectively, to start this year, and the eighth and ninth freshmen, respectively, to start a game this season.

- ▶ Of the 53 players listed on the two-deep, 26 are true or redshirt freshmen and sophomores. There are seven true freshmen on the depth chart.

#### CARDINALS IN DECEMBER

- ▶ Louisville is 10-13-1 all-time in games played during December and will be playing a game on Dec. 31 for the third time — defeating Boise State 44-40 in the 2004 Liberty Bowl and beating BYU 28-10 in the 2001 Liberty Bowl.
- ▶ Head coach Bobby Petrino is 5-3 at Louisville in the month of December, including a 2-3 record in December bowl games.

#### 15 GRADUATES TO PLAY IN BOWL

- ▶ Head coach Bobby Petrino stresses the importance of academics, and players getting their degrees. With a graduation plan in place,



## LAMAR JACKSON — WHERE HE STANDS...

### School Record Rankings

#### Career

Total Offense – No. 1 (12,846 yards)
300-yard Total Offense Games – No. 1 (26)
400-yard Total Offense Games - No. 1 (14)
Career Rushing Yards – No. 1 (3,974 yards)
Career Rushing Touchdowns – No. 1 (49)
Career Rushing Yards by QB – No. 1 (3,974 yards)
100-yard Rushing Games - No. 1 (22)
Completions - No. 5 (606)
Career Passing Yards - No. 4 (8,872 yards)
Career Touchdown Passes – No. 5 (67)
Career Points Responsible for – No. 1 (700 points)
Career TDs Responsible for - No. 1 (116)

#### 2017 Season

Total yards – No. 2 (4,932)
300-yard Total Offense Games – No. 1 (12)
100-yard Rushing Games - No. 1 (9)
Rushing Yards – No. 2 (1,443 yards)
Passing Yards - No. 7 (3,489 yards)
Total Rushing Touchdowns – No. 6 (17)
Total Rushing Yards by a QB – No. 2 (1,443 yards)
Total Touchdown passes - No. 8 (25)
Total Points - (102 points, 17 TDs)
Total points responsible for – No. 2 (254)

#### ACC Record Rankings

##### Career

Touchdown Responsibility - t-No. 2 (116)
Total Offense - No. 3 (12,846 yards)
Total Offense Yards Per Game - No. 1 (347.2 yards)
400-yard Total Offense Games - No. 1 (14)
500-yard Total Offense Games - No. 1 (3)
Rushing Yards - No. 8 (3,974 yards)
Rushing Touchdowns - t-No. 2 (49)
100-yard Rushing Games - t-No. 3 (22)
Rushing Yards by a QB - No. 1 (3,974 yards)
Rushing TDs by a QB - No. 1 (49)
Passing Yards - No. 18 (8,872 yards)
Passing Touchdowns - t-No. 9 (67)
Passing Efficiency - No. 12 (144.68)

Total Offense Per Game - 411.0 - 1st
First Downs Accounted For - 230 - 1st
Points Responsible For - 254 - 5th
Rushing TDs - 17 - 7th
Total Touchdowns - 17 - 10th
Passing Yards Per Completion - 14.5 - 12th
Rushing Yards Per Game - 120.3 - 13th
Passing Yards Per Game - 290.8 - 14th
Passing Yards - 3,489 yards - 16th
Passing Efficiency - 151.5 - 21st

#### FBS Record Rankings

##### Career

Rushing Yards by a QB - No. 7 (3,974 yards)
---

the Cardinals will enter the postseason with 15 graduates on the roster.

- ▶ Senior safety **Chucky Williams**, defensive linemen **Drew Bailey** and **De'Asian Richardson** and outside linebacker **Trevon Young** earned their degrees in communications, while **Stacy Thomas** graduated with his degree in criminal justice.
- ▶ 11 other players graduated in December: **James Hearn**s, **Tyler Polston**, **Javonte Bagley**, **Reggie Bonnafon**, **Henry Famurewa**, **Lukayus McNeil**, **Traveon Samuel**, **Charles Standberry**, **Trumaine Washington** and **Malik Williams**.

### 17 SENIORS IN 2017 CLASS

- ▶ A total of 17 seniors are in their final season with the Cardinals — seven on offense, nine on the defensive side of the football and one specialist.
- ▶ **Ryan Betlach**, **Reggie Bonnafon**, **Jack Duane**, **Chaz Ray**, **Malik Williams**, **Charles Standberry**, **Tyler Polston**, **Javonte Bagley** are the seniors on offense, while **Drew Bailey**, **De'Asian Richardson**, **James Hearn**s, **Trevon Young**, **Stacy Thomas**, **Zykiesis Cannon**, **Chucky Williams**, **Trumaine Washington**, **Ronald Walker** are the seniors on defense.
- ▶ The senior class is 34-17 during its four seasons playing under head coach Bobby Petrino.

### PETRINO COACHES 101ST GAME

- ▶ The win over Kentucky was the 101st career game for head coach Bobby Petrino — becoming only the third coach at Louisville to accomplish such a feat.
- ▶ Frank Camp (1946-68) coached 213 games at Louisville, posting a 118-95 record at Louisville — the most wins in school history. Howard Schnellenberger (1985-94) coached 110 career games, achieving a 54-56 overall record.
- ▶ Petrino's 75 wins are the second-most at Louisville, but his 74.3 winning percentage is the best in the school's annals.

### NO TURNOVERS = VICTORIES

- ▶ Louisville is 12-1 under head coach Bobby Petrino when playing an entire game without committing a turnover, including a perfect 3-0 mark this season. The Cardinals have played error-free football in each of the last two wins over Syracuse and Kentucky.
- ▶ The Cardinals have won 19-straight games when it fails to commit a turnover. The Cards have not lost a game with no turnovers since a 35-27 loss at home to Cincinnati on Oct. 15, 2010.
- ▶ During his seven seasons as head coach, Bobby Petrino owns a +21 advantage turnover margin despite being at -7 this season. The 2004 team was +11, while the 2005 team was at +6.

### NATION'S MOST DANGEROUS OFFENSE

- ▶ Behind head coach Bobby Petrino, Louisville's offense is arguably the most explosive unit in the country. The Cardinals lead the nation with 258 plays from scrimmage of at least 10 yards, third

with 89 plays of at least 20 yards and tied for seventh with nine of over 60 yards.

- ▶ In terms of running the football, the Cardinals are seventh nationally with 103 rushes of 10 or more yards, eighth with 32 runs of at least 20 yards and are tied for fifth with 19 runs of 30 or more yards.
- ▶ Louisville is fifth in the nation with 155 pass plays of 10 yards or better and tied for ninth with 57 passes of 20 yards or better.
- ▶ Quarterback **Lamar Jackson's** 147 completions of 10-plus yards are tied for sixth nationally and is tied for fifth with six completions of over 60 yards and sixth with three passes of over 70 yards. As a runner, Jackson ranks third with 55 runs of over 10 yards and tied for fifth with 17 rushes of 20 or more yards and 10 of better than 30 yards. He has seven rushes of 40 yards, which ties him for fifth.
- ▶ Similarly, wide receiver **Jaylen Smith** has two catches of 70-plus yards this season, tied for seventh nationally. He caught a 75-yard touchdown pass versus North Carolina and a 72-yard strike versus Syracuse.

### POINTS IN 224 CONSECUTIVE GAMES

- ▶ Louisville hasn't been shutout in a span of 224 games dating back to a 32-0 loss to Florida State on Sept. 23, 2000.

### OPENING DRIVE SUCCESS

- ▶ There's always a method to head coach Bobby Petrino's madness to take the ball to open the game and it's usually translated into points for the Cardinals.
- ▶ The Cardinals have received the opening kick 11 times in 12 games and have scored seven times — six touchdowns and one field goal. Louisville is 6-1 this season when scoring on the opening drive this year.
- ▶ In the win over Kentucky, the Cardinals drove 75 yards on seven plays for a touchdown in the 44-17 win over the Wildcats.

### TWO-YEAR OFFENSIVE RUN

- ▶ Offense has been the forte of head coach **Bobby Petrino**, and the Cardinals have been one of the best offensive teams over the last two seasons. The Cardinals head into the last game of the regular season ranked third nationally in total offense — the same spot they finished last season.
- ▶ Last season, the Cardinals averaged 532.7 yards per game en route to a 9-4 record. The Cardinals have been even better this season, averaging 560.5 yards per game. Combining for 13,651 yards over total offense over the last two seasons, the Cardinals have averaged 546.4 yards per game during that span.
- ▶ The large number of total offense has turned into a high volume of scoring, tallying 992 points, an average of 39.7 points per game. In 2016, the Cardinals finished tied for sixth in the country with an average of 42.5 points per game, while are sitting in 13th place this season by totaling 38.5 points per contest.





## THIS DAY IN HISTORY

## DECEMBER

30

The Record: 1-2

Streak: W1

Last Time: W, 27-21 vs. Texas A&amp;M, 2015 Music City Bowl

Year	Opponent	Site	Result	Score
------	----------	------	--------	-------

## Humanitarian Bowl

1999	Boise State	N	L	31-34
------	-------------	---	---	-------

## Belk Bowl

2014	Georgia	N	L	14-37
------	---------	---	---	-------

## Music Bowl

2015	Texas A&M	N	W	27-21
------	-----------	---	---	-------

**Notable:** QB Lamar Jackson was named the MVP of the 2015 Music City Bowl after rushing for 226 yards and passing for 227 yards in a 27-21 win over Texas A&M.

Head coach Bobby Petrino is 1-1 all-time on Dec. 30 as the head coach of the Cardinals.

- ▶ The Cardinals have totaled over 500 yards of total offense 17 times in 25 games and over 600 yards on seven different occasions.

## TWO-YEAR RUSHING SUCCESS

- ▶ It's no secret head coach Bobby Petrino likes to throw the football around the field, but his success is tied his squad's ability to run the football. Over the last two seasons, the Cardinals have been ranked in the top 15 nationally in rushing offense. Entering the postseason, the Cardinals are 13th in the country with an average of 249.9 yards per game and are 18th with 32 rushing scores.
- ▶ Over the last two seasons, the Cardinals have accounted for 6,147 yards, an average of 245.9 yards per game and have totaled 69 rushing scores. Louisville is averaging 6.3 yards a carry over that span.
- ▶ Louisville's rushing total over the last two seasons is the 12th-best total in the country, with traditional rushing offenses Army (8,684) and Navy (8,458) leading the way.

## THIRD-DOWN IMPROVEMENT

- ▶ Converting on third down is one of the most important plays during a football game, and the Cardinals have become one of the best in the country. Louisville ranks 13th nationally and is second in the ACC, converting 46.1 percent of its conversions — going 6-of-11 in the win over Kentucky.
- ▶ The Cardinals have converted on better of 50.0 percent of their attempts on third down in six games, including a season-high 60.0 percent in

a win over North Carolina. Louisville was a solid 9-of-16 versus Syracuse on third down.

- ▶ In the win over Florida State, the Cardinals were a solid 5-of-10. Prior to going 5-of-15 (33.3 percent) versus Boston College, the Cardinals were at 53.8 percent against Murray State and 56.2 percent against NC State.
- ▶ Quarterback **Lamar Jackson** is 47-of-83 on the "money down", completing 56.7 percent of his passes — 38 have gone for first downs and six have been converted to touchdowns.
- ▶ Conversely, Jackson is 126-of-195 on first down this season.

## START FAST, FINISH STRONG

- ▶ Whether winning or losing the toss, head coach Bobby Petrino wants the football first, and it's paid off. The Cardinals have scored on their first possession seven times, including six touchdowns — two coming in consecutive weeks versus Boston College and Florida State. The Cardinals are outscoring opponents 114-69 in the first stanza — scoring 10 or more points five times.
- ▶ On the flip side, the Cardinals are holding a 129-102 advantage in the final quarter, tallying 10 or more points eight times, including a season-high 20 versus North Carolina.

## JACKSON MOVING UP THE STARTS LIST

- ▶ Quarterback **Lamar Jackson** will be making the 33rd start of his career when he lines up versus Mississippi on Dec. 30 — moving him into a tie for fifth on the school's all-time list for starting appearances.
- ▶ Jackson owns a 22-10 mark as the starting quarterback after the 44-17 win over Kentucky. The 22 victories move him into sixth place for wins by a quarterback at Louisville.
- ▶ With a 68.9 winning percentage, Jackson owns the seventh-best winning mark in school history.
- ▶ Jackson will make his 27th-straight at quarterback, the fourth-longest streak in the school annals — posting an 18-8 record during his streak.

## JACKSON APPROACHING ANOTHER NCAA MILESTONE

- ▶ Quarterback **Lamar Jackson** continues to not only re-write the Louisville record book, but the talented junior is attempting to do the same with the NCAA record book. With 195 passing yards versus Virginia, Jackson became the first player in NCAA history to pass for at least 3,000 yards and rush for over 1,000 yards in consecutive seasons. There were only seven players who have done it once in a season.
- ▶ With 330 yards versus Wake Forest, Jackson went over the 8,000-yard passing mark for his career — allowing him to be only the third player in NCAA history with 8,000 yards passing and 3,500 yards rushing. The Florida native has rushed for 3,707 yards and passed for 8,386 yards in only 35 games.
- ▶ In his final game of the season, Jackson is looking to become only the second — joining Colin

500-YARD GAMES OF TOTAL OFFENSE  
UNDER BOBBY PETRINO

Oct. 11, 2003	619	Army
Oct. 17, 2003	500	Tulane
Nov. 05, 2003	580	at TCU
Nov. 22, 2003	779	Houston
Nov. 28, 2003	526	at Cincinnati
Sept. 11, 2004	572	at Army
Oct. 02, 2004	549	East Carolina
Oct. 14, 2004	507	at Miami (Fla.)
Oct. 22, 2004	517	South Florida
Nov. 04, 2004	599	at Memphis
Nov. 10, 2004	587	TCU
Nov. 20, 2004	666	at Houston
Dec. 04, 2004	522	at Tulane
Dec. 31, 2004	564	vs. Boise State
Sept. 17, 2005	553	Oregon State
Oct. 01, 2005	608	Florida Atlantic
Oct. 22, 2005	547	at Cincinnati
Nov. 11, 2005	500	Rutgers
Nov. 26, 2005	505	Syracuse
Sept. 03, 2006	631	Kentucky
Sept. 09, 2006	671	at Temple
Oct. 06, 2006	526	Middle Tenn.
Dec. 02, 2006	570	Connecticut
Sept. 06, 2014	603	Murray State
Sept. 26, 2015	562	Samford
Nov. 07, 2015	579	Syracuse
Dec. 30, 2015	534	vs. Texas A&M
Sept. 01, 2016	663	Charlotte
Sept. 09, 2016	845	at Syracuse
Sept. 17, 2016	530	Florida State
Sept. 24, 2016	690	at Marshall
Oct. 01, 2016	568	at Clemson
Oct. 22, 2016	553	NC State
Oct. 29, 2016	508	at Virginia
Nov. 05, 2016	515	at Boston College
Nov. 26, 2016	561	Kentucky
Sept. 2, 2017	524	vs. Purdue
Sept. 9, 2017	705	at North Carolina
Sept. 23, 2017	539	Kent State
Sept. 30, 2017	676	Murray State
Oct. 14, 2017	625	Boston College
Oct. 28, 2017	523	Wake Forest
Nov. 18, 2017	727	Syracuse
Nov. 25, 2017	562	Kentucky

Kaepernick (2007-10) of Nevada, who rushed for 4,112 yards and passed for 10,098 yards — in the history of the NCAA to rush for 4,000 career yards and pass for more than 9,000 yards. Jackson is 26 yards short of 4,000 rush yards and 129 yards away from 9,000 passing yards.

- ▶ Jackson is the only player in the nation averaging at least 300 yards passing and 100 yards rushing per game this season.
- ▶ With 49 rushing touchdowns and 67 passing touchdowns, Jackson is looking to become the third player in the history of the NCAA with 300



points scored and passing for over 4000 points, joining Tim Tebow (2006-09) of Florida (342 TD, 528 pass) and Colin Kaepernick (2007-10) of Nevada (362 TD, 492 pass). Jackson needs to score one touchdown and pass for two to reach the 300-400 club.

- ▶ With 26 rushing yards short of reaching the 4,000-yard mark, Jackson is looking to become just the seventh quarterback to reach such a milestone.

#### LAMAR JACKSON IMPROVES HIS PASSING

- ▶ Junior quarterback **Lamar Jackson** made impressive strides as a thrower, tallying 3,489 passing yards and 25 touchdown passes, which is the eighth most in a single season at Louisville. The talented signal caller is just shy of the 3,543 yards and 30 touchdowns from a year ago.
- ▶ This season, Jackson is completing a personal best 60.4 percent of his throws, which is better He completed 81.8 percent of his throws, going 18-of-22 in the win over Kent State. He was 15-of-21 for a percentage of 71.4 percent in the regular season finale versus Kentucky.
- ▶ Jackson ranks seventh in the nation in passing touchdowns with 17 and 12th in passing yards per completion with 14.5.
- ▶ On six occasions this season, Jackson eclipsed 300 yards passing, including 393 against North Carolina, 378 against Purdue and 317 against No. 1 Clemson.
- ▶ For his career, he ranks fourth in school history with 8,872 passing yards, a mark which is also 18th in the history of the ACC.
- ▶ The native of Pompano Beach, Fla., ranks fifth all-time with 67 touchdown passes, a mark that ties him for ninth in ACC history.

#### SCHOOL'S ALL-TIME LEADING RUSHER

- ▶ In 2017, Lamar Jackson once again proved himself to be one of the nation's preeminent rushing threats — running for 1,443 yards and 17 rushing touchdowns, putting him second among



quarterbacks in both categories. Nationally, he ranks 11th nationally in rushing yards and is tied for seventh in rushing touchdowns.

- ▶ His rushing total is the second-best mark in school history, only to the 1,571 yards accounted for last year — becoming the first player in school history to rush for over 1,300 yards in consecutive seasons.
- ▶ Jackson surpassed 100 yards rushing in a school record nine games this season and is riding a streak of six consecutive games over the century mark. He rushed for a season-high 180 yards versus Boston College and 178 yards in a win at Florida State.
- ▶ The 2016 Heisman Trophy winner is averaging 6.9 yards a carry this season, which ranks 21st nationally and is the top mark in school history. For his career, Jackson's 6.3 yards per carry is also tops in the schools annals.
- ▶ The junior holds the school mark for career 100 yards games with 22, which ties him for the third most in the ACC.
- ▶ Jackson owns 49 career rushing touchdowns, which is tied for the Louisville mark and is tied for second in the history of the league.
- ▶ Through three seasons, Jackson's 3,974 career yards places him seventh all-time among FBS quarterbacks and is the most by any non-senior quarterback.
- ▶ He holds the ACC record for most rushing yards and rushing touchdowns by a quarterback.
- ▶ Among all ACC players, he ranks second in career rushing touchdowns and eighth in rushing yards. As for Louisville school history, he is first in rushing yards, rushing touchdowns, yards per rush and 100-yard rushing games.

#### TOTALLY RESPONSIBLE

- ▶ Last season, **Lamar Jackson** set school and ACC records with 51 touchdowns responsible for, and almost matched that total this year.
- ▶ Through terrific performances in the air and on the ground, he accounted for 42 total touchdowns and led the nation in total offense with 411.0 yards per game and 230 first downs accounted for.
- ▶ Jackson also ranks fifth in FBS in points responsible for with 254 this season and holds the school mark with 700 points responsible for during his illustrious career.
- ▶ He became the first player in the last 20 years to have three games with 300 passing yards and 150 rushing yards. With his output this season, he became the first player to ever post two seasons with 3,000 yards passing and 1,000 yards rushing.
- ▶ Additionally, he became the fourth player in FBS history to accumulate 8,000 career passing yards and 3,000 career rushing yards, the most ever for a non-senior quarterback. In his career, Jackson has collected a school-record 12,846 yards of total offense (third in ACC history) and 116 touchdowns (second in ACC history), while racking up 26 300-yard performances.
- ▶ He is first in the history of the ACC with 14 400-yard games of total offense and first with three 500-yards games of offense.

#### DAE TO DAY

- ▶ Redshirt freshman **Dae Williams'** season looked over when he tore his ACL in April. However, after an extensive rehab, Williams made his return to the field and his contributions have been seen evident in a pair of wins. In victories over Florida State, Virginia and Syracuse, Williams has come off the bench to rush 28 times for 169 yards and a pair of touchdowns.
- ▶ As a reserve versus Syracuse, Williams carried eight times for 39 yards, including a 16-yard run. He logged six carries for 62 yards and a touchdown versus Kentucky.
- ▶ In a win over Virginia, Williams carried a season-high 15 times for 88 yards and one touchdown — a three-yard run in the fourth quarter. In the second quarter, Williams rushed four consecutive times, totaling 28 yards. He added a 20-yard run —the second-longest for him this season.
- ▶ Coming off the bench versus Florida State, Williams carried five times for 41 yards and one touchdown, while also catching one pass for seven yards.
- ▶ Williams put the Cardinals ahead 28-14 win the third quarter when he scored from 25 yards out.
- ▶ The Sapulpa, Okla., native has carried 35 times for 232 yards and three touchdowns this season, while averaging an impressive 6.6 yards per carry.

#### CARDS RECEIVING NUMEROUS CONTRIBUTIONS

- ▶ The Cardinals have been an offensive unit by committee this season, with 13 different players scoring at least one touchdown, including eight different players with a receiving touchdown.
- ▶ In the passing game, the Cardinals have seven different players with 14 or more receptions and nine different pass catchers with 99 or more yards receiving.
- ▶ Junior **Jaylen Smith**, who missed three games with an injury, leads the team with 53 receptions for 873 yards and six touchdowns. Redshirt freshman **Dez Fitzpatrick** is second with 45 receptions for 699 yards and nine touchdowns, while sophomore **Seth Dawkins**, who missed the Boston College game, has 39 catches for 604 yards and four touchdowns.
- ▶ Senior **Charles Standberry** has recorded a career-high 27 receptions for 296 yards and three touchdowns, while running back **Reggie Bonnafon** has caught a career-high 21 passes for 182 yards and junior **Traveon Samuel** has added 21 receptions for 339 yards and running back **Malik Williams** owns 14 catches for 136 yards.
- ▶ In the backfield, quarterback **Lamar Jackson** leads the way with 17 touchdowns, while Bonnafon has added seven scores and Malik Williams has four. **Dae Williams**, who has three touchdowns, was the fifth different running back to cross the goalline when he scored his first career touchdown versus Florida State.
- ▶ Eight different receivers also have touchdown catches this season after Bonnafon scored on an 18-yard pass versus Kentucky.



**LONGEST NCAA BOWL STREAKS**

25 -	Virginia Tech
21 -	Georgia
19 -	LSU
19 -	Oklahoma
16 -	Boise State
16 -	Wisconsin
14 -	Alabama
13 -	Clemson
12 -	Oklahoma State
11 -	Florida State
9 -	Stanford
9 -	Texas A&M
8 -	Kansas State
8 -	<b>Louisville</b>
8 -	Mississippi State
8 -	San Diego State
8 -	Washington
7 -	Arkansas State
6 -	Navy
6 -	USC

**List with Florida State's vacated bowl included:**

36 -	Florida State
25 -	Virginia Tech
21 -	Georgia
19 -	LSU
19 -	Oklahoma
16 -	Boise State
16 -	Wisconsin
14 -	Alabama
13 -	Clemson
12 -	Oklahoma State
9 -	Stanford
9 -	Texas A&M
8 -	Kansas State
8 -	<b>Louisville</b>
8 -	Mississippi State
8 -	San Diego State
8 -	Washington
7 -	Arkansas State
6 -	Navy
6 -	USC

**LONGEST ACC BOWL STREAKS**

25 -	Virginia Tech
13 -	Clemson
11 -	Florida State
8 -	<b>Louisville</b>

- ▶ Louisville had season-best 14 players catch passes in the win over Murray State.

**SMITH ENJOYS BIG SEASON**

- ▶ Wide receiver **Jaylen Smith** has developed into one of the top wide receivers in the ACC after earning first team accolades following the regular season.
- ▶ Smith became Louisville's first wide receiver to earn all-ACC honors after recording career-highs with 53 receptions for 873 yards and equaled a career-best with six touchdowns.
- ▶ The 53 catches are the most since Damian Copeland led the team with 58 in 2013 and the 873 yards were the most by a UofL receiver since Harry Douglas recorded 1,159 yards in 2007.
- ▶ The Pasagoula, Miss., native is tied for the team lead with a 16.5 yards per catch average —pacing the squad with 36 receptions of 10 or more yards and 14 of over 20 yards.
- ▶ Smith, who has four 100-yard games in his career, recorded three 100-yard games this season, setting a new career-best with nine catches for 183 yards and one score against North Carolina. He also registered eight catches for 117 in the season opener versus Purdue and totaled six receptions for 118 yards versus Boston College.
- ▶ Smith owns 109 career receptions for 1,848 yards and 13 touchdowns in his career. He needs 152 yards to become only the 11th player in school history to register over 2,000 receiving yards in a career.

**WILLIAMS FINISHES SECOND IN RUSHING**

- ▶ Despite missing two games, senior running back **Malik Williams** managed to be the team's second-leading rusher with 518 yards and four touchdowns in 10 games.
- ▶ He registered his second 100-yard game of the season and his career versus Syracuse, rushing for a career-high 180 yards on just nine carries, averaging a whopping 20.0 yards per carry. His average per carry was the highest in school history for a runner with nine or more carries in a game. He recorded his first 100-yard game versus North Carolina, going for 149 yards, including a career-long 74-yard run.
- ▶ His 180-yard contest was the most by a running back since Bilal Powell ran for 209 yards versus Cincinnati during the 2010 season. Williams is the first person not named Lamar Jackson to lead the team in rushing since he was the top rusher versus Kent State.
- ▶ On the second play of the game versus the Orange, Williams raced 46 yards for a touchdown to give the Cardinals an early 7-0 lead. He added a 56-yard touchdown run in the fourth quarter to extend the lead to 49-3.
- ▶ Williams averages a team-best 8.35 yards per carry, which ranks seventh nationally and is tied for 12th nationally with three runs over 50 yards this season.

**JACKSON SETS ANOTHER ACC PRECEDENT**

- ▶ The junior signal-caller made history again, becoming the only player in the ACC's 65-year history to be named the league's player and offensive player of the year in consecutive seasons.
- ▶ The awards were chosen by a vote of a select 45-member media panel and the league's 14 head coaches.
- ▶ Jackson was an overwhelming winner of both awards. He picked up 51 of the 59 votes for the top overall honor in the league and was on 57 of the ballots for the conference's top offensive award.
- ▶ Named first team all-ACC for the second-straight season, Jackson is in the midst of duplicating his remarkable 2016 season, when he became the youngest player to win the Heisman Trophy.
- ▶ This season, Jackson has nearly matched those numbers — and exceeded them in some cases. Jackson leads the nation in total offense with 4,932 yards and is on pace to set ACC season and career records for total yards per game. He has been responsible for 116 career touchdowns, tying Clemson's Deshaun Watson (2014-16) for second on the ACC's all-time list.
- ▶ Jackson has thrown for 3,489 yards and 25 touchdowns this season, passing for over 300 yards six times in 2017. In three seasons at Louisville, Jackson ranks fourth in school history with 8,872 career passing yards, overtaking Miami's Jacory Harris (2008-11) for 18th on the ACC's career list.

**JACKSON LOOKS TO REPEAT**

- ▶ University of Louisville's Lamar Jackson is seeking to become the second player in college football history to win consecutive Heisman Trophy awards.
- ▶ The junior was named as one of the three finalists for college football's most prestigious honor, the Heisman Trophy Trust announced.
- ▶ Jackson, who became the youngest winner of the Heisman Trophy in 2016, is attempting to match Ohio State's Archie Griffin as the only two-time winner of the award. Griffin was voted the recipient in 1974 and 1975.
- ▶ Jackson is the fifth player to win the award and return as a finalist the following year, joining Oklahoma's Jason White (2003-04), Southern Cal's Matt Leinart (2004-05), Florida's Tim Tebow (2008-09), and Texas A&M's Johnny Manziel (2013-14).
- ▶ The other finalists for the 2017 Heisman Trophy are Baker Mayfield (Oklahoma) and Bryce Love (Stanford).
- ▶ Last week, Jackson became the only player in the ACC's 65-year history to be named the league's player and offensive player of the year in consecutive seasons.
- ▶ In winning college football's most coveted award, Jackson last season rushed for 1,571 yards and 21 touchdowns, while passing for 3,543 yards and 30 touchdowns. He set a school record with 5,114 yards of total offense, while accounting for a league-record 51 touchdowns.
- ▶ Jackson leads the nation in total offense with



## MILESTONE GAMES

### 300-Yard Passing Games

Lamar Jackson	417	Marshall	2016
Lamar Jackson	411	Syracuse	2016
Lamar Jackson	393	North Carolina	2017
Lamar Jackson	378	Purdue	2017
Lamar Jackson	361	Virginia	2016
Lamar Jackson	355	NC State	2016
Lamar Jackson	354	NC State	2017
Lamar Jackson	332	Boston College	2017
Lamar Jackson	330	Wake Forest	2017
Lamar Jackson	317	Clemson	2017
Lamar Jackson	307	Florida State	2015

### 100-Yard Rushing Games

Lamar Jackson	226	Texas A&M	2015
Lamar Jackson	199	Syracuse	2016
Lamar Jackson	186	Kentucky	2015
Lamar Jackson	185	Boston College	2016
Lamar Jackson	184	Samford	2015
Lamar Jackson	180	Boston College	2017
Lamar Jackson	178	Florida State	2017
Lamar Jackson	171	Kentucky	2016
Lamar Jackson	162	Clemson	2016
Lamar Jackson	161	Wake Forest	2017
Lamar Jackson	153	Wake Forest	2016
Lamar Jackson	147	Virginia	2017
Lamar Jackson	146	Florida State	2016
Lamar Jackson	144	Duke	2016
Lamar Jackson	132	North Carolina	2017
Lamar Jackson	121	NC State	2015
Lamar Jackson	119	Charlotte	2016
Lamar Jackson	107	Purdue	2017
Lamar Jackson	106	Auburn	2015
Lamar Jackson	100	Murray State	2017
Lamar Jackson	111	Syracuse	2017
Lamar Jackson	156	Kentucky	2017

Reggie Bonnafon	107	Boston College	2007
-----------------	-----	----------------	------

Malik Williams	149	North Carolina	2017
----------------	-----	----------------	------

Malik Williams	180	Syracuse	2017
----------------	-----	----------	------

### 100-Yard Receiving Games

Jaylen Smith	183	North Carolina	2017
Jaylen Smith	123	Boston College	2016
Jaylen Smith	118	Boston College	2017
Jaylen Smith	117	Purdue	2017

Dez Fitzpatrick	134	NC State	2017
-----------------	-----	----------	------

Dez Fitzpatrick	127	Boston College	2017
-----------------	-----	----------------	------

Seth Dawkins	133	NC State	2017
--------------	-----	----------	------

4,932 yards and is on pace to set ACC season and career records for total yards per game. He has been responsible for 116 career touchdowns, tying Clemson's Deshaun Watson (2014-16) for second on the ACC's all-time list.

- ▶ Jackson has thrown for 3,489 yards and 25 touchdowns this season, passing for over 300 yards six times in 2017. In three seasons at Louisville, Jackson ranks fourth in school history with 8,872 career passing yards, overtaking Miami's Jacory Harris (2008-11) for 18th on the ACC's career list.
- ▶ On the verge of becoming the first player in league history to lead the league in rushing and passing, Jackson has ran for 1,443 yards and 17 touchdowns this year. He is the first player in school history to rush for over 1,300 yards in back-to-back seasons.

### STAYING AWAY FROM INTERCEPTIONS

- ▶ Junior quarterback **Lamar Jackson** has stayed about from the interception over the course of his three seasons at Louisville. Throwing 1,055 passes in 37 games, Jackson has only tossed 23 interceptions, including a career-low six in 2017.
- ▶ The native of Pompano Beach, Fla. has just thrown six interceptions in 399 passes this season. He is one of only three passers who have 390 or more attempts and just six interceptions — joining NC State's Ryan Finley (6-450) and Troy's Brandon Silvers (6-412).
- ▶ Jackson is only the second Louisville quarterback to have two streaks of 100+ passes without an interception in the same season — the first since Teddy Bridgewater did it during the 2013 campaign.
- ▶ Jackson has gone three games without tossing a pick, last turning the ball over in the 42-32 loss to Wake Forest on Oct. 28. Jackson has a current of 101 passes without an interception.

### TWO 100-POINT SCORERS

- ▶ Louisville has scored 468 points this season, and with that brings a pair of players who have scored over 100 points in a season for the third time in school history, and the first time since 2005. Junior **Lamar Jackson** leads the team with 102 points, while kicker **Blanton Creque** is second with 100. Louisville joins Ohio (Nathan Rourke, Louie Zervous) and Auburn (Daniel Carlson, Kerryon Johnson) as the only three schools with a pair of 100 points scorers.
- ▶ Jackson is fourth in school history with 294 points.
- ▶ Art Carmody (105) and Michael Bush (144) and Eric Shelton (120) and Art Carmody (123) were the other players who scored 100 or more points in the same season.

### BONNAFON PUTS EXCLAMATION POINT ON CAREER

- ▶ Senior running back **Reggie Bonnafon** has closed his career in impressive fashion after adjusting to his new role as a running back. After totaling 136 yards on two carries in the first six games of the season, the product of Trinity High finished the

second half of the year with 317 yards and five touchdowns, while averaging 5.8 yards per carry.

- ▶ He totaled his first 100-yard versus Boston College by running for 107 yards and one touchdown and added 74 yards on 16 carries in a win at Florida State. He starred in his final regular season game at Kentucky, rushing nine times for 63 yards and a pair of scores.
- ▶ Bonnafon finished as the squad's third-leading rusher, running for 446 yards and seven touchdowns, while averaging a solid 5.2 yards per carry.
- ▶ The Louisville native heads into his final collegiate game with 792 career yards and 12 scores on the ground.

### TOP FRESHMEN WIDEOUT

- ▶ Looking for another wide receiver to step up this season, redshirt freshman **Dez Fitzpatrick** has answered the call. Fitzpatrick is tied for second among freshmen nationally with nine touchdown receptions and is tied for 19th among all players, while also being tied for first in the ACC.
- ▶ By scoring his ninth touchdown catch Fitzpatrick moved into a tie for second most TD receptions by a freshman in the ACC.
- ▶ Fitzpatrick totaled 37 receiving yards, giving him 699 and pushing him into 11th on the ACC's freshman list. He ranks second in school history among freshmen in receiving yards.
- ▶ After catching two passes against Kentucky, Fitzpatrick is second the team lead with 45 receptions for 699, while averaging 15.5 yards per catch — the fourth-highest on the team.
- ▶ Heading into the postseason, Fitzpatrick needs four catches to break Ibn Green's school's freshman record for receptions in a season with 48. Mario Urrutia holds the mark for most receiving yards by a rookie with 797, which leaves Fitzpatrick 135 yards short of the record.
- ▶ In the loss to Boston College, Fitzpatrick finished the game with a game-high seven catches for 127 yards and one touchdown — the second 100-yard receiving game of his career.
- ▶ Fitzpatrick owns the school's freshman record for touchdown receptions with nine. His nine touchdown receptions, tied for second most in a season by a freshman in ACC history, are the most since Clemson's Artavis Scott in 2014.
- ▶ Fitzpatrick is the third UofL freshman with consecutive 100-yard receiving games, joining Arnold Jackson in 1997 and Mario Urrutia in 2005.
- ▶ In the loss to NC State, Fitzpatrick had career highs of 10 catches and 134 yards.
- ▶ His 10 receptions tie Ibn Green's freshman record, first set against North Carolina on Nov. 9, 1996. It is the most receptions by a UofL player since Jamari Staples had 10 versus Wake Forest in 2015.
- ▶ Fitzpatrick's 134 receiving yards are the most by a freshman since 2005, when Mario Urrutia had 138 against Florida Atlantic on Oct. 1. Fitzpatrick's receiving yards ranks fourth among all UofL freshmen.





- ▶ Appearing in his first 11 career games, Fitzpatrick has caught a least one touchdown pass in six games, and has two in wins versus North Carolina and Murray State.
- ▶ In the win over North Carolina, Fitzpatrick scored on receptions of nine and 30 yards, while catching four passes for 78 yards. He caught two passes for 30 yards and a 30-yard touchdown in the loss to Clemson
- ▶ In the opener against Purdue, Fitzpatrick, in his first collegiate game, caught four passes for 95 yards and a score.

#### CREQUE CEMENTS HIS LEGACY

- ▶ Sophomore **Blanton Creque** has enjoyed a solid season in his second season as the team's starting placekicker. The native of Shelbyville, Ky., is 15-of-17 on field goal attempts and 50-of-51 on points-after-conversion. He ranks 12th nationally and leads the Atlantic Coast Conference with his 85.7 field goal percentage, while standing 55th nationally and seventh in the league with an average of 1.09 field goals per game.
- ▶ Creque had made 14-straight field goals, dating back to last season, which is tied for the second-longest streak (Art Carmody) in school history before missing that field goal at FSU. Art Carmody owns the longest streak in school history by connecting on 16-straight during the 2006 season and he also hit 14 from Oct. 1, 2005 to Sept. 3, 2006.
- ▶ With eight points in the win over Syracuse, Creque remains eighth in school history with 173 points — sitting eight points from moving past Jon Hilbert for seventh all-time.
- ▶ With one field goal versus Virginia, Creque improved to 28-of-33 in his career, a percentage of 84.9, which is the best mark in school history — just ahead of Art Carmody's 82.2 career percentage. He remains seventh all-time in the Louisville career record book with 28 made field goals — needing just five more made field goals to move to into sixth place on the school's all-time list.
- ▶ This season, after missing a 32-yard attempt versus Virginia, Creque is 6-for-7 from 30-39 yards out and 3-for-4 from 40-49 yards after he hit a 40-yarder against the Cavaliers.
- ▶ For his career, Creque is 11-of-13 on field goals from 30-39 yards and 4-for-7 from over 40 yards.
- ▶ As a redshirt freshman last season, Creque booted 16-of-19 field goals, which was tied for the third-most on the school's single-season list.
- ▶ Creque is 89-of-91 on PATs for his career, which is the seventh-most made in school history.

#### LIGHTING UP THE SCOREBOARD

- ▶ Head coach Bobby Petrino's teams have averaged 34.2 points per game (3,455) over the duration of his eight-year, 101-game head coaching career at Louisville.
- ▶ Louisville has scored over 400 points in a season in seven seasons with Petrino at the helm of the Louisville program. The Cardinals are on pace to

score 507 points this season, which would be the fourth time in school history to tally more than 500 points in a season. Louisville finished with 553 points last year.

- ▶ In his 13 seasons as a collegiate head coach, Petrino's teams are averaging 33.6 points per game, and also led the nation in scoring during the 2004 season as head coach of the Cardinals. Petrino's teams have finished in the top five nationally in scoring on four occasions.
- ▶ The Cardinals hold an all-time record of 264-27 (.911) record when scoring 30 or more points in a game. During the Bobby Petrino era, the Cardinals are 62-9 when tallying 30 or more points in a contest, and overall his teams are a collectively 95-12.
- ▶ Under Bobby Petrino, Louisville is 43-2 when scoring over 40 points in a contest, with the Cardinals being 124-3 all-time. Collectively, Petrino's teams are 61-4 all-time when tallying 40 or more points in a game.
- ▶ When the Cardinals score over 50 points under Petrino, UofL is 23-0 and 55-1 all-time. Petrino's all-time record when scoring over 50 points in a game is 29-0.
- ▶ When hitting the 60-point plateau, the Cardinals are 25-0 all-time, including 11-0 with Petrino on the sidelines. His squads are 12-0 when tallying over 60 points a game during his career.

#### BALANCE ALWAYS THE KEY

- ▶ Louisville head coach Bobby Petrino's always says his offense is not about leading the nation in passing. It's about being balanced, and that includes a potent rushing attack. So far, the Cardinals have listened.
- ▶ Louisville is the only program in the nation averaging 310 yards or more passing and 245 or more yards on the ground. The Cardinals are averaging 310.6 yards per game through the air and 249.9 yards on the ground.
- ▶ Through 12 games, the Cardinals have rushed 456 times for 2,999 yards and recorded 433 plays through the air that have netted 3,727 yards.
- ▶ The win over Syracuse saw the Cardinals rack up a season-high 727 yards of total offense, while averaging 10.1 yards per play is the 6th highest average in school history. Four of those six games have come with Bobby Petrino as head coach.
- ▶ In the loss to Boston College, the Cardinals totaled 625 yards, the third-highest total this season, while also posting an 8.3 yards per play mark, which was also the third-best in 2017. The Cardinals enjoyed 12 plays of over 20 yards in the loss.
- ▶ Against Murray State, Louisville's ground game got on track, tying a season-high with 312 yards on the ground.
- ▶ The Louisville offense racked up 676 total yards, 312 of which came on the ground. It was the most rushing yards for Louisville since recording 312 in a win over North Carolina this season.
- ▶ The Cardinals logged 46 rushing attempts versus Murray State, averaging a robust 6.8 yards per carry.
- ▶ The Cardinals had 705 yards of offense in a win at North Carolina, averaging 8.5 yards per play in the 47-35 win over the Tar Heels.
- ▶ The Cardinals lead the ACC in passing offense and are second in rushing offense.

#### POINTS IN 224 CONSECUTIVE GAMES

- ▶ Louisville hasn't been shutout in a span of 224 games dating back to a 32-0 loss to Florida State on Sept. 23, 2000.

#### TOP FRESHMEN WIDEOUT

- ▶ Looking for another wide receiver to step up this season, redshirt freshman **Dez Fitzpatrick** has answered the call. Through 11 games, Fitzpatrick is third among freshmen nationally with eight touchdown receptions and ranks 24th among all players, while also being second in the ACC.
- ▶ After catching three passes against Syracuse, Fitzpatrick is second the team lead with 43 receptions for 662, while averaging 15.4 yards per catch — the fourth-highest on the team.
- ▶ Heading into the 12th game of the season, Fitzpatrick needs six catches to break Ibn Green's school's freshman record for receptions in a season with 48. Mario Urrutia holds the mark for most receiving yards by a rookie with 797, which leaves Fitzpatrick 135 yards short of the record.
- ▶ In the loss to Boston College, Fitzpatrick finished the game with a game-high seven catches for 127 yards and one touchdown — the second 100-yard receiving game of his career.
- ▶ Fitzpatrick owns the school's freshman record for touchdown receptions with eight. His eight touchdown receptions, tied for fourth most in a season by a freshman in ACC history, are the most since Clemson's Artavis Scott in 2014
- ▶ Fitzpatrick is the third UofL freshman with consecutive 100-yard receiving games, joining Arnold Jackson in 1997 and Mario Urrutia in 2005.
- ▶ In the loss to NC State, Fitzpatrick had career highs of 10 catches and 134 yards.
- ▶ His 10 receptions tie Ibn Green's freshman record, first set against North Carolina on Nov. 9, 1996. It is the most receptions by a UofL player since Jamari Staples had 10 versus Wake Forest in 2015.
- ▶ Fitzpatrick's 134 receiving yards are the most by a freshman since 2005, when Mario Urrutia had 138 against Florida Atlantic on Oct. 1. Fitzpatrick's receiving yards ranks fourth among all UofL freshmen.
- ▶ Appearing in his first 11 career games, Fitzpatrick has caught a least one touchdown pass in six games, and has two in wins versus North Carolina and Murray State.
- ▶ In the win over North Carolina, Fitzpatrick scored on receptions of nine and 30 yards, while catching four passes for 78 yards. He caught two passes for 30 yards and a 30-yard touchdown in the loss to Clemson
- ▶ In the opener against Purdue, Fitzpatrick, in his first collegiate game, caught four passes for 95 yards and a score.

#### TWO 100-YARD RUSHERS IS A GOOD SIGN

- ▶ Head coach Bobby Petrino has prided himself on running the football over the course of his career, and when the Cardinals can run the ball for over 200 yards, they are 49-6, after rushing for 346 yards versus Syracuse.
- ▶ Rushing for 411 yards against Syracuse, the Cardinals had a pair of 100-yard rushers in the game, as running back **Malik Williams** ran for a career-best 180 yards and quarterback **Lamar Jackson** added 111 yards. It was the third time this season that the Cardinals had two 100-yard rushers in a game.



## IN THE PROS

Josh Bellamy	Chicago Bears	WR
Teddy Bridgewater	Minnesota Vikings	QB
Preston Brown	Buffalo Bills	LB
Jamon Brown	Los Angeles Rams	OG
James Burgess	Cleveland Browns	LB
Harry Douglas	Tennessee Titans	WR
Elvis Dumervil	San Francisco 49'ers	LB
Brandon Dunn	Houston Texas	DE
William Gay	Pittsburgh Steelers	CB
Breno Giacomini	Houston Texans	OT
J. Harvey-Clemons	Washington Redskins	S
Cole Hikutini	San Francisco 49'ers	TE
Colin Holba	Jacksonville Jaguars	LS
Lorenzo Mauldin	New York Jets	LB
John Miller	Buffalo Bills	OG
Deiontrez Mount	Denver Broncos	LB
DeVante Parker	Miami Dolphins	WR
Senorise Perry	Miami Dolphins	RB
Bilal Powell	New York Jets	RB
Calvin Pryor	Cleveland Browns	S
Sheldon Rankins	New Orleans Saints	DE
Eli Rogers	Pittsburgh Steelers	WR
Keith Towbridge	Buffalo Bills	TE
Marcus Smith	Seattle Seahawks	DE
Eric Wood	Buffalo Bills	C

- ▶ In rushing for 293 yards versus Boston College, Jackson ran for 180 yards and **Reggie Bonnafon** added 107 yards in a loss to Boston College.
- ▶ Louisville recorded 312 yards on the ground and had two players rush for over 100 yards in the win over North Carolina. **Malik Williams** and **Lamar Jackson** rushed for 149 and 132 yards, respectively, marking the eighth time in Petrino's career at Louisville that he had two players rush for over 100 yards in a game. When the Cardinals have multiple 100-yard rushers, Louisville is 7-1.
- ▶ Louisville, the 13th-ranked rushing offense, has 103 runs of 10 or more yards and 32 runs of over 20 yards.

## GET ME 100

- ▶ The Cardinals are tough to beat when recording a 100-yard rusher in a game. Louisville was 6-2 last season when a player rushed for over 100 yards in a contest and is 8-2 this season after Lamar Jackson rushed for 156 yards in the win over Syracuse.
- ▶ Quarterback **Lamar Jackson** owns 22 100-yard rushing yards games in his career, and the Cardinals are 17-5 in those contests. His 22 100-yards games are tied with Montel Harris (2008-11) of Boston College for third. Jackson's next 100-yard game would move him into second place in the league with Amos Lawrence (1977-80) of North Carolina.
- ▶ During Petrino's tenure at Louisville, the Cardinals are 68-16 when the team rushes for over 100 yards, and are 44-9 when a player reaches the century mark on the ground.

## YOUNG WINS ACC PICCOLO AWARD

- ▶ Louisville senior defensive end Trevon Young has been named the recipient of the Atlantic Coast Conference's 2017 Brian Piccolo Award.
- ▶ The Piccolo Award has been given annually since 1970 in memory of the late Brian Piccolo to the "most courageous" football player in the ACC. As a standout running back at Wake Forest, Piccolo was the ACC Athlete of the Year in 1965 and played for the Chicago Bears before his career was cut short when he was diagnosed with cancer. His courageous fight against the disease was an inspiration to the Bears and the entire football community.
- ▶ Young was an integral part of Louisville's defensive scheme two seasons ago, when he recorded 8.5 sacks and earned honorable mention in All-ACC voting. The Des Moines, Iowa, native had 10 total tackles for loss with an interception and a pair of forced fumbles.
- ▶ The 2015 season ended in the worst possible way, however, when Young suffered a fractured dislocation of his left hip in the Music City Bowl. He missed all of Louisville's 2016 football season after undergoing three surgeries, including one to repair a torn labrum.
- ▶ Young refused to remain on the sidelines, working his way back into playing condition and finally receiving clearance from his doctors to return to the practice field last June. The 6-4, 254-pound Young regained his spot in the Cardinals' defensive rotation and returned to his familiar role of chasing down opposing quarterbacks. He closed the regu-

lar season ranking among the team leaders in total tackles (52), tackles for loss (nine), and quarterback hurries (eight).

## STANDBERRY COMING ON

- ▶ Senior tight end **Charles Standberry** is saving his best for last. The native of Montgomery, Ala., is fourth on the team with 27 receptions for 296 yards and three touchdowns — all personal bests.
- ▶ Entering the season with 17 receptions for 174 yards and two scores, Standberry caught a pass in all 12 games, recording at least two receptions in 10 games, including a establishing career-highs in games with four catches against Clemson and Murray State.
- ▶ Standberry stepped on the field as a true freshman in 2014 — the first year in the return of head coach Bobby Petrino. He caught a touchdown pass in his first career game versus Miami, and has played sparingly since.
- ▶ Entering the season with 17 career receptions for 174 yards and two touchdowns, Standberry had never caught more than seven passes in a season — until now.
- ▶ Standberry has 44 career receptions for 470 yards and five touchdowns in 47 games.

## ERROR-FREE FOOTBALL

- ▶ For the third time this season and the second consecutive game, the Cardinals played error-free football in wins over Syracuse and Kentucky. Amassing 1,289 yards of total offense, the Cardinals amassed the large chunks of yardage without turning over the football. Running 136 plays, the Cardinals didn't put the football on the turf in the pair of wins.
- ▶ After turning the football over three times in the season opener versus Purdue on Sept. 2, the Cardinals played error-free football in the win over North Carolina on Sept. 9 — failing to turn the football over in the 47-35 win. It was the first game without a miscue since the 2015 Music City Bowl win over Texas A&M in 2015.
- ▶ In Bobby Petrino's 101 games at Louisville, the Cardinals are 13-1 when not turning the ball over in a game. The only loss came during the 2003 season — the first for Petrino — in a 31-28 defeat on the road versus TCU. Louisville turned the ball over once in the loss to Clemson.

## DEFENSE RETURNS VERSUS VIRGINIA

- ▶ After struggling defensively in recent weeks, the Cardinals played one of their best defensive games of the season, limiting Virginia to 277 yards of total offense and 63 yards on the ground.
- ▶ The Cavaliers were held to 115 yards in the second half, including 36 in the third quarter. The 63 yards rushing was fourth-lowest output of the season, and the lowest since holding Murray State to 19 yards.
- ▶ The 277 yards of total offense was only the third time that the Cardinals held an opponent to less than 300 yards, and the first time since limiting Murray State to 80 yards.

**THAT'S MORE LIKE IT**

- ▶ While the offense has been clicking on all cylinders, the play of the defense has been a key for the success of the Cardinals over the last three weeks. Outscoring the opposition, 138-48, the Cardinals have shut down opponents in the second and third quarters, owning a 52-10 advantage in the second quarter and 31-0 in the third.
- ▶ The Cardinals are holding opponents to an average of 16.0 points per game and allowing just 316.7 yards of total offense, including 4.4 yards a play.
- ▶ Despite giving up 197 yards of the ground to Syracuse — 100 of which came in the final 16 minutes with the reserves in the game, the Cardinals are allowing 130.0 yards per game in the last two contest, while allowing just 3.6 yards per rush.
- ▶ Third down has been another key, holding opponents to 15-of-41, which is solid at 36.4percent.
- ▶ Senior **James Hearn**s has been a beast in the last three games, recording 6.0 tackles for loss, 4.0 sacks and four forced fumbles.

**CAPTAIN FOR A REASON**

- ▶ Senior safety **Chucky Williams**, one of the team's seven captains, has quietly put together a great career. Named a captain this year, Williams started his final season with a bang, recording an interception to basically end the game versus Purdue on Sept 2.
- ▶ The native of Hialeah, Fla., picked off his eighth career pass on Senior Day versus Syracuse, while also recording six tackles in his final home game. He is second on the team with 74 tackles, and has been credited with 210 in 48 games with the Cardinals. He totaled a career-high 13 tackles in the loss to Boston College.
- ▶ Williams, who has started 38-straight games to lead the secondary, owns nine games this year with five or more tackles, including three games of nine or more stops.
- ▶ Williams was credited with a career-high 74 tackles last season and tied his career high with three interceptions.
- ▶ His best game in 2016 came at Clemson, where he recorded seven tackles, recovered a pair of fumbles and picked off a pass. He totaled 11 tackles versus Pitt in 2015.

**HEARNS' DOMINATING DEFENSIVE PERFORMANCE**

- ▶ Senior **James Hearn**s is making the most of his final games as a member of the Louisville defense. In the last three wins, Hearn has recorded 4.0 sacks, 6.0 tackles for loss and four forced fumbles.
- ▶ The native of Tallahassee, Fla., is second on the team with 13.5 tackles for loss and is tied for the team lead with 7.0 sacks. For his career, Hearn owns 17.5 sacks and 28.5 tackles for loss, and needs 3.5 of each to crack the school's top 10 all-time lists in both categories.
- ▶ Over the last six games, Hearn has registered 9.0 tackles for loss and 5.0 sacks.
- ▶ He moved into a tie for second on Louisville's career

list for fumbles forced with nine after getting one versus Syracuse.

**GREENARD GETS BEHIND THE LINE**

- ▶ Playing in his second season, sophomore **Jonathan Greenard** has certainly developed into one of the top pass rushers nationally. The product of Hiram, Ga., is tied for the team lead with 13.5 tackles for loss — producing one in nine of the 11 games, including a career-high 3.0 versus North Carolina.
- ▶ Greenard also is second on the team in sacks with a career-best 6.0, including 2.0 in a win over Kent State on Sept. 23. He recorded a sack in four-straight games to open the season and added one versus Virginia on Nov. 11.
- ▶ Greenard is second among the team's defensive linemen with a career-best 38 tackles, including a career-best nine against Boston College.
- ▶ Appearing in only 23 career games, the 6-foot-4 pass rusher has 20.5 tackles for loss and 8.5 sacks.
- ▶ He totaled 7.0 tackles for loss and 2.5 sacks in 12 games a year ago.

**THE RETURN OF ALEXANDER THE GREAT**

- ▶ It's no coincidence that the success of the defense has been related to the return of junior cornerback **Jaire Alexander**. The 5-foot-11 preseason All-American has battled injuries — playing in only his sixth game of the season Kentucky.
- ▶ The native of Charlotte, N.C., has 19 tackles and four pass break-ups in limited action, but his return has been instrumental in the Cardinals shutting down the opposition in recent weeks.
- ▶ Since returning to the starting lineup against Virginia, the Cardinals are allowing just 154.0 yards passing per game, while the two opponents are completing 44.9 percent of their passes —going 40-of-89 with five interceptions in those three wins.
- ▶ The Cardinals held UK's Stephen Johnson to 8-of-19 passing for 110 yards in the 44-17 win to close the regular season.

**YOUNG MAKES IMPRESSIVE RETURN**

- ▶ Missing the entire 2016 season due to a severe hip injury, the Cardinals have received a big lift to the defense with the return of pass rush specialist **Trevon Young**, a senior outside linebacker.
- ▶ In 12 games, Young has registered 52 tackles, which is fifth on the team, and is third on the team in tackles for loss (9.0) and third in sacks (3.5). He also blocked an extra point versus Clemson — the first since Josh Minkins blocked one versus Temple on Sept. 27, 2003.
- ▶ He had his best game of the season versus Kent State, recording six tackles and a pair of tackles for loss. He added five tackles and a tackle for loss versus Murray State. He notched a career-high eight tackles versus NC State.
- ▶ Making his first start since the 27-21 win over Texas A&M in the 2015 Music City Bowl, Young starred on Sept. 2 versus Purdue, totaling three tackles, 1.5 sacks and three quarterback pressures.
- ▶ Young batted down a pair of passes, including one late in the fourth quarter that stopped Purdue drives.
- ▶ Against North Carolina, Young tied a career-high with five tackles and also registered a tackle for loss — his second this season.

**BREAKING RECORDS — 2017****LAMAR JACKSON****ACC Records**

- ACC Record for Career Rushing Yards by QB
- ACC Record for Rushing Touchdowns by a QB
- Most 500-yard games of total offense
- First player in NCAA history to pass for 3,000 yards and rush for 1,000 yards in consecutive seasons.

**School Records**

- Broke record for most 100-yard rushing games in a season, logging his ninth 100-yard game of the year
- Broke record, logging his 12th game in a single season with 300 yards of total offense.
- Broke school record for Career 100-Yard Rushing games
- Broke school record for career yards of total offense
- Broke record for touchdowns responsibility
- Set school mark for career points responsible for
- Set school record for career 100-yard rushing contests
- Set the school mark for career rushing yards
- Broke the school mark for career rushing touchdowns
- Set the school record with the most 300-yard games of total offense.
- Set school mark for most career 150-yard rushing games.
- Set school mark for career yards of total offense.
- Tied school record for touchdowns scored with 49.
- Tied school record for most 100-yard rushing games in a season.
- Matched school record for most 300-yard games of total offense in a season.

**JAMES HEARNS****School Records**

- Broke school record for most forced fumbles in a game with three.





## LAMAR JACKSON GAME-BY-GAME

### 2017 GAME-BY-GAME STATISTICS

Opponents	Cmp-Att-Int	Yds	TD	R-Yds-TD
Purdue	30-46-0	378	2	21-107-0
North Carolina	25-39-0	393	3	19-132-3
Clemson	21-42-1	317	3	17-64-0
Kent State	18-22-2	299	2	8-34-1
Murray State	18-26-0	249	3	7-100-1
NC State	26-47-1	354	1	19-73-2
Boston College	19-39-1	332	2	22-180-3
Florida State	13-21-0	156	1	23-178-1
Wake Forest	27-44-1	330	1	27-161-3
Virginia	15-26-0	195	3	15-147-1
Syracuse	14-26-0	270	2	12-111-2
Kentucky	15-21-0	216	2	18-156-0

### 2016 GAME-BY-GAME STATISTICS

Opponents	Cmp-Att-Int	Yds	TD	R-Yds-TD
Charlotte	17-23-0	286	6	11-119-2
Syracuse	20-39-1	411	1	21-199-4
Florida State	13-20-1	216	1	17-146-4
Marshall	24-44-1	417	5	12-62-2
Clemson	27-44-1	295	1	31-162-2
Duke	13-26-0	181	1	21-144-1
NC State	20-34-0	355	3	17-76-1
Virginia	24-41-1	361	4	18-88-0
Boston College	12-17-1	231	4	15-185-3
Wake Forest	14-26-0	145	1	22-153-0
Houston	20-43-0	211	1	25-33-0
Kentucky	16-25-3	281	3	25-171-2
LSU	10-27-0	153	0	26-33-0

### 2015 GAME-BY-GAME STATISTICS

Opponents	Cmp-Att-Int	Yds	TD	R-Yds-TD
Auburn	9-20-1	100	0	16-106-1
Houston	17-27-2	168	1	12-16-1
Clemson	1-1-0	15	0	1-8-0
Samford	15-22-1	212	1	18-184-2
NC State	10-27-0	103	1	19-121-1
Florida State	20-35-1	307	3	19-32-0
Boston College	15-25-2	230	0	14-15-1
Wake Forest	19-26-0	207	2	13-2-0
Virginia	0-0-0	0	0	1-45-0
Pittsburgh	9-17-0	141	1	11-19-1
Kentucky	8-21-1	130	1	17-186-2
Texas A&M	12-26-0	227	2	22-226-2

### TURNOVERS TRANSLATES TO TOUCHDOWNS

- ▶ The Cardinals scored their 14th defensive touchdown during head coach Bobby Petrino's tenure when cornerback Trumaine Washington return an interception 37 yards versus Kent State.
- ▶ It was the second defensive score of the season — the first time UofL scored two defensive touchdowns since the 2015 season when Washington and Sheldon Rankins returned turnovers for touchdowns.
- ▶ Washington's return for a score was the second of his career, also picking off a pass for a touchdown versus Syracuse in 2015.

### DEFENSIVE TOUCHDOWNS UNDER PETRINO

- ▶ Trumaine Washington 37-yd int return vs. Kent State, 2017
- ▶ Stacy Thomas 61-yd int return vs. Purdue, 2017
- ▶ Ronald Walker 31-yd int return vs. Wake Forest, 2016
- ▶ Trumaine Washington 39-yd int return vs. Syracuse, 2015
- ▶ Sheldon Rankins 46-yd fumble return vs. BC, 2015
- ▶ Gerod Holliman 32-yard interception return vs. FIU, 2014
- ▶ Malik Jackson 13-yard fumble return vs. W. Virginia, 2006
- ▶ Brandon Johnson 15-yd int return vs. Oregon State, 2005
- ▶ Earl Heyman 30-yd fumble return vs. North Carolina, 2005
- ▶ Deon Palmer 42-yd fumble return vs. North Carolina, 2005
- ▶ Kerry Rhodes 56-yard int return vs. Kentucky, 2004
- ▶ Montavious Stanley 0-yd fumble recovery vs. Tulane, 2004
- ▶ Kerry Rhodes 33-yard interception return vs. Tulane, 2003
- ▶ Brandon Johnson 20-yd fumble return vs. Cincinnati, 2003

### MAKING THE PICK

- ▶ The Cardinals, who have been one of the top teams in interceptions over the last four seasons, were back at it again last versus Syracuse — picking off a season best four passes. **Trumaine Washington** picked off his team-best fourth pass of the year, while **Chucky Williams**, **Jaire Alexander** and **Khane Pass** added their first picks of the season.
- ▶ Louisville has 12 this season, which ranks 27th in the country.
- ▶ The four interceptions versus the Orange were the most since totaling four against Wake Forest on Oct. 30, 2015
- ▶ Since 2014, the Cardinals have registered 60 interceptions, including 26 in 2014, which was tied for the national lead.

### TRUE FRESHMEN LEADING THE DEFENSE

- ▶ It's hard for a true freshmen to step right in at the Division I level and make an immediate impact, but the Cardinals have three rookies playing in a starting role in linebacker **Dorian Etheridge**, cornerback **Russ Yeast** and safety **TreSean Smith**.
- ▶ Starting in all 12 games, Etheridge has taken over the team lead in tackles with 77 after recording 11 tackles versus Syracuse — the second double-digit game of his career. He is one of only three Cardinals and the only underclassman to have double-digit tackles in two games this season (**Chucky Williams**, **Stacy Thomas**).
- ▶ In the loss to Boston College, Etheridge recorded a season-high 14 tackles — the most tackles by a

freshman since Michael Brown was credited with 14 tackles against Southern Mississippi in 1999.

- ▶ He led the Cardinals in tackles with nine stops, and two tackles for loss in a 42-3 win over Kent State.
- ▶ Etheridge, who is the first true freshman to start at linebacker since 2012, totaled two tackles in his collegiate debut versus Purdue and added eight the following week against North Carolina.
- ▶ Russ Yeast started his sixth game of the season versus Wake Forest. He owns 20 tackles, a career-high five in the loss to NC State, and one pass break-up this year.
- ▶ Freshman safety **TreSean Smith** is another true freshman who has been an impact player on the Louisville defense this season.
- ▶ Making his first start at safety, Smith recorded a season-best six tackles in the loss to Boston College. He registered his first career sack and two tackles for loss, while also picking off his team-best second interception.
- ▶ Smith, who has 30 tackles, picked off his first pass in the season-opening win over Purdue and is second on the squad with two interceptions.

### EDGE RUSHERS

- ▶ The Cardinals have a trio of dominating edge rushers in seniors **Trevon Young** and **James Hearn**, and sophomore **Jonathan Greenard**. The three standouts have combined for 38.0 tackles for loss and 17.5 sacks this season to pace the UofL defense.
- ▶ Young leads the group with a career-best 52 tackles from his defensive end spot. A starter in 11 games, Young is third on the squad with 9.0 tackles for loss and third in sacks with 3.5.
- ▶ A two-year starter, Hearn has 42 tackles and is second on the squad with 13.5 tackles for loss and tied for the lead on the team with 7.0 sacks. The native of Tallahassee, Fla., has 97 tackles, 28.5 tackles for loss and 17.5 sacks for his career.
- ▶ Mainly coming off the bench, Greenard is tops on the team with 15.5 tackles for loss and is tied for the team lead with 7.0 sacks, while establishing a career-high with 43 tackles.

### ETHERIDGE NAMED A FRESHMAN ALL-AMERICAN

- ▶ University of Louisville true freshman linebacker Dorian Etheridge was named to ESPN.com's Freshman All-America team.
- ▶ The honor is the first for Etheridge, who started every game for the Cardinals — the first UofL true freshman to start at linebacker since James Burgess in 2012.
- ▶ Etheridge led the Cardinals in tackles with 77 and recovered one fumble in his first season at the collegiate level.
- ▶ The native of Charlestown, W. Va., recorded a pair of double-digit tackle games, registering a career-best 14 tackles against Boston College and 11 in a home victory over Syracuse. He was credited with eight or more tackles in five contests, totaling eight in a dominating win close the regular season against Kentucky.



# HEAD COACH BOBBY PETRINO



The second-winningest coach in Louisville history, Bobby Petrino has become synonymous with winning football as he has firmly supplanted the Cardinals as one of the top programs in the nation.

Computing the effect that Petrino has made on the UofL is the

easy part. No head coach in school history has produced the top winning percentage (.743) and the second-most wins in school history (75).

The Helena, Mont., native is in his eighth season at helm, producing eight-straight bowl appearances and securing eight or more wins in each of those seasons, while finishing in the top 10 of two AP final polls — the only time in school history.

Petrino has proved to be an offensive mastermind as evident by the Cardinals entering the postseason third nationally in total offense and in the top 15 of several offensive categories.

Led by the school's first Heisman Trophy winner and a two-time finalist — Lamar Jackson — Petrino has overseen two of the greatest offensive seasons in school history.

In 2017, Jackson has re-written the UofL record book and has taken hold of the Atlantic Coast Conference annals as well. He has become the school's all-time leading rusher and is the first player in school history to rush for over 1,300 yards in consecutive seasons.

The native of Pompano Beach, Fla., owns the school mark for total offense in a season, and is in top five in the ACC for total offense and touchdowns responsible for.

In posting an 8-5 record, the Cardinals scored over 30 points in 10 games, while totaling over 500 yards of offense on eight different occasions.

The 2016 season was one of the most exciting in school history. ESPN College GameDay made its first appearance at Papa John's Cardinal Stadium, the Cardinals had a huge win over No. 2 Florida State and were ranked as high as No. 3 in the country and 5th in the College Football Playoff Rankings.

Petrino, who owns a 75-26 mark, conducted one of the best coaching jobs of his career in 2015. He guided the Cardinals to eight wins over their final 10 games, including a 27-21 victory over Texas A&M in the Music City Bowl. Jackson set a bowl record with 226 yards rushing and two touchdowns, while the Cardinals totaled 534 yards of total offense, including 307 on the ground.

Petrino transitioned the program into the ACC in 2014, guiding the Cardinals to a 9-4 record that included a win over Miami in the school's first ACC contest and a three-game winning streak to close the regular season. Louisville also earned a win at Notre Dame and a come-from-behind victory over in-state rival Kentucky.

The only head coach to serve two stints with the Cardinals (2003-06, 2014-present), Petrino owns a 67-22 record for a 75.3 winning percentage, the best in school history. He has the sec-

ond-most victories in the school's record books. Under his direction, the Cardinals have posted two 11-win seasons and have won seven or more games in each of his years as head coach. His first stint at Louisville boasted 41 wins over a four-year span, the most in school history, and featured an average margin of victory of 26.0. Petrino is also the only coach in UofL history to lead the program to a pair of top-10 finishes in the final Associated Press Polls, guiding the Cards to No. 7 rankings in both 2004 and 2006.

Petrino has directed the Cardinals to bowl games in all eight seasons and has led the school to a pair of conference championships, winning the Conference USA title in 2004 and the BIG EAST championship in 2006, with a school-best 12-1 record. That season was capped with the school's first BCS bowl appearance, defeating 12th-ranked Wake Forest 24-13 in the 2007 FedEx Orange Bowl.

Petrino has 30 years of collegiate coaching experience, including 13 as a head coach with stops at Louisville, Arkansas and Western Kentucky. During these seasons as a head coach, Petrino has posted a 117-47 record for a winning percentage of .713, which ranks 11th among active collegiate head coaches. He has guided his teams to 10 bowl games in 12 seasons and has won seven or more games in all but one season.

Coupling his success at Louisville and Arkansas, Petrino has led his teams to seven bowl games in nine years, including both Louisville's and Arkansas' first BCS bowl games. His programs have achieved four 10-win seasons along with top-10 finishes nationally three times. His 2006 Louisville squad and 2011 Arkansas team concluded with No. 5 rankings in the Associated Press polls.

Petrino directed the Cardinals to their first BIG EAST title in 2006, Louisville's second year in the league. He guided that squad to a 12-1 record, which tied the 2013 squad for the most wins in school history. The Cardinals opened 2006 going 8-0, including a win over third-ranked West Virginia, and catapulted to as high as No. 3 in the nation. They averaged over 37 points per game offensively, ranking fourth nationally in that category, while limiting opponents to just over 16 points per game.

Petrino's offense ranked second in the nation in total yards per game (475.3), leading the Big East in passing offense (290.0) and first downs (296). Louisville jumped

## THE PETRINO FILE

<b>Years Coached:</b>	8th Season
<b>Alma Mater:</b>	Carroll College, '83
<b>Career Record:</b>	117-47 (.712)
<b>Record at Louisville:</b>	75-26 (.742)
<b>ACC Record:</b>	21-11 (.692)
<b>Bowl Record:</b>	3-4 (.471)
<b>Conference USA Championships:</b>	1
<b>BIG EAST Championships:</b>	1
<b>Wife:</b>	Becky
<b>Daughters:</b>	Kelsey, Katie
<b>Sons:</b>	Nicky, Bobby, Jr.
<b>Hometown:</b>	Helena, Mont.

## COACHING EXPERIENCE

1983	Carroll (MT) (GA)
1984	Weber State (GA)
1985-1986	Carroll (MT) (OC)
1987-1988	Weber State (WR/TE)
1989	Idaho (QB)
1990-1991	Idaho (OC)
1992-1993	Arizona State (QB)
1994	Nevada (OC/QB)
1995-1997	Utah State (OC)
1998	Louisville (OC)
1999-2000	Jacksonville Jaguars (QB)
2001	Jacksonville Jaguars (OC)
2002	Auburn (OC)
2003-2006	Louisville
2007	Atlanta Falcons
2008-2011	Arkansas
2013	Western Kentucky
2014-present	Louisville

## PETRINO'S YEAR-BY-YEAR HEAD COACHING RECORD

Year	Team	Overall	Conf.	Bowl/playoffs	Coaches	AP
2003	Louisville	9-4	5-3	L, GMAC	--	--
2004	Louisville	11-1	8-0	W, Liberty	7	6
2005	Louisville	9-3	5-2	L, Gator	20	19
2006	Louisville	12-1	6-1	W, Orange	6	5
2008	Arkansas	5-7	2-6	---	--	--
2009	Arkansas	8-5	3-5	W, Liberty	--	--
2010	Arkansas	10-3	6-2	L, Sugar	12	12
2011	Arkansas	11-2	6-2	W, Cotton	5	5
2013	W. Kentucky	8-4	4-3	---	--	--
2014	Louisville	9-4	5-3	L, Belk	24	24
2015	Louisville	8-5	5-3	W, Music City	--	--
2016	Louisville	9-4	7-1	L, Citrus	20	21
2017	Louisville	8-4	4-4	TaxSlayer	-	-
<b>Totals</b>		<b>117-47</b>	<b>66-35</b>			





as high as No. 3 in the national polls during the season, posting three wins over top-15 teams and the program's first Big East title. The Cardinals ended the year with their highest national ranking in school history, finishing No. 5 in the Associated Press poll and sixth in the USA Today poll.

Hired for the first time at Louisville in 2003, Petrino took the reins of a program that finished 7-6 a year prior and drove the school to a 9-4 mark that resulted in an appearance in the GMAC Bowl. Petrino became the first Louisville head coach to win nine games in their first season.

By the end of his first year, Petrino's team led the league and ranked among the nation's best in total offense, rushing and scoring. The Cardinals ranked fifth in the nation in total offense (488.9), 10th in rushing (228.2) and 15th in scoring offense (34.6). Louisville set six Conference USA records, including the mark for total yards after the Cardinals racked up 779 yards, including 445 rushing yards, in a 66-45 win over Houston.

The 2004 campaign was one of the best in school history, with Petrino leading the Cardinals to an 11-1 record that culminated in a Conference USA title and a 44-40 Liberty Bowl win over 10th-ranked Boise State. The Cardinals led the nation in total offense (539.0) and scoring offense (49.8), scored 50 or more points seven times and set an NCAA record by scoring 55 or more points in five straight games.

Prior to returning to Louisville, Petrino spent one season as head coach at Western Kentucky, where he helped WKU finish the regular season with an FBS school record eight wins while closing the season with a four-game winning streak. The team also set a new school record for total offense (5,502 yards) and passing first downs (141) in a season.

Before joining the Hilltoppers' program, Petrino spent four seasons at Arkansas where he led the Razorbacks to a 34-17 record, going 29-10 in his final three years, increasing his win total in each of his four sea-

sons. In his second season in Fayetteville, Petrino led Arkansas to an 8-5 record and its first bowl win since 2003, winning the AutoZone Liberty Bowl. The success of the 2009 season propelled Arkansas into the national spotlight in 2010, as the Razorbacks went 10-3, earning a bid to the Allstate Sugar Bowl against Ohio State — the program's first-ever BCS bowl bid. Petrino followed up the 2010 season with a remarkable 11-win campaign in 2011, matching the single-season school record. Arkansas closed out the year with a win over Kansas State in the Cotton Bowl, boosting the Razorbacks into the No. 5 national ranking in the final AP poll.

Prior to becoming Arkansas' head coach, Petrino was the head coach with the NFL's Atlanta Falcons in 2007 after spending four years as the head coach at Louisville.

Before earning his first head coaching job at Louisville in 2003, Petrino served one season as the offensive coordinator at Auburn in 2002. During that season leading the offense, the Tigers went 9-4, including three wins over top-10 ranked opponents, and won a share of the SEC Western Division title.

Before his brief stint at Auburn, Petrino coached three seasons in the NFL with the Jacksonville Jaguars, coaching the quarterbacks in 1999 and 2000, and one season as the offensive coordinator in 2001. Prior to going to the NFL, Petrino had his first stint at Louisville as the offensive coordinator for the Cardinals in 1998. In that one season, Louisville was the top-ranked NCAA Division I-A team in scoring and total offense. Under Petrino's tutelage, quarterback Chris Redman threw for a school-record 4,042 yards and 29 touchdowns while recording the biggest turnaround in the nation. The Cardinals improved from 1-10 in 1997 to 7-5 in 1998.

He served as the offensive coordinator at Utah State for three years (1995-97) before going to Louisville. While in Logan, Utah, he helped Utah State set school records by averaging 468.5 yards of total offense and 317.5 yards passing during the 1996 season. Prior to his arrival, USU averaged just more than 300 yards per game in total offense. In 1996, the Aggies also racked up

a school-record 273 first downs, an average of nearly 25 first downs a game.

In 1994, he served as the offensive coordinator and quarterbacks coach at Nevada. The Wolf Pack ranked second in the nation in passing (330) and total offense (500) per game, and was third in the nation with 37.6 points a game. During his one season at Nevada, the Wolf Pack boasted ten 100-yard rushing performances and six 300-yard passing efforts. Nevada posted a 9-2 record and won a share of the Big West title.

In 1992 and 1993, Petrino was the quarterbacks' coach at Arizona State, where he assisted in the development of future All-American and NFL star Jake Plummer. Prior to his two years at Arizona State, he was the quarterbacks' coach (1989) and offensive coordinator (1990, 1991) for three seasons at Idaho and the wide receivers' coach at Weber State in 1987 and 1988.

Petrino literally grew up in the coaching profession. His father, Bob Petrino, Sr., coached at Carroll College in Helena, Mont., for 26 seasons, earning 163 victories and 15 conference titles. Petrino officially started his coaching career as a graduate assistant for his father at Carroll College in 1983. After a graduate assistant stint as quarterbacks coach at Weber State in 1984, Petrino returned to be the offensive coordinator for his father in 1985-86 at Carroll College. They had the top-ranked offense in the NAIA ranks in both of his seasons, thanks in large part to the play of Bobby Petrino's younger brother, Paul, who was a four-year starter at quarterback.

Before Bobby Petrino coached for his father, he played football for him at Carroll College. Petrino played quarterback and twice earned NAIA All-America honors. He led the Fighting Saints to three straight Frontier Conference championships and was named the league MVP in 1981 and 1982. He also played four years of basketball at Carroll College while earning a bachelor's degree in physical education with a minor in mathematics in 1983.

Petrino and his wife Becky have four children: Kelsey, Nick (Quarterbacks Coach at Louisville), Bobby and Katie — and four grandchildren — Brianna, Braylon, Emmett and Anissa.







## ASSISTANT COACHES



**Lonnie Galloway**  
Offensive Coordinator/WR



**Mike Summers**  
Offensive Coordinator/OL



**Peter Sirmon**  
Defensive Coordinator/OLB



**Cort Dennison**  
Inside Linebackers



**Chris Klenakis**  
Tight Ends

### LONNIE GALLOWAY

Offensive Coordinator/WR

Hired at Louisville in 2016, Lonnie Galloway serves as the co-offensive coordinator, while mentoring the wide receivers.

Galloway has been an assistant at the collegiate level for the last 22 seasons, including stops at Elon (1996-02), East Carolina (2003-04), Appalachian State (2005-07), West Virginia (2008-10, 2013-15), and Wake Forest (2011-12).

For the second straight season, Galloway guided an offense that finished in the top five nationally, while tutoring wide receiver Jaylen Smith, who was a first team All-ACC selection after leading the team with 53 receptions for 873 yards and six touchdowns.

Spending two different stints at West Virginia (2008-10, 2013-15), Galloway enjoyed tremendous success in guiding the wide receivers at West Virginia. Galloway was instrumental in developing an explosive Mountaineer offensive attack. In 2015, West Virginia was ranked 23rd nationally in total offense with 479.7 yards of offense – 251.0 yards through the air and 228.7 yards on the ground.

Galloway, has had four wide receivers drafted since 2012, tutored 2014 NFL draft picks Kevin White and Mario Alford. White was one of the nation's top players in 2014, when he helped lead the ninth-ranked WVU passing offense in the country and the 12th-ranked offense nationally. Following the season, White was named to 16 different All-America teams and was the No. 7 pick by the Chicago Bears.

In his first go-around at WVU, Galloway helped the Mountaineers to three bowl appearances, including a win over North Carolina in the 2008 Meineke Car Care Bowl. Three of WVU's touchdowns versus the Tar Heels came via the pass in a 31-30 win. The Mountaineers were co-BIG EAST champions in 2010 and also reached the 2010 Koniaka Minolta Gator Bowl.

During Galloway's three seasons at West Virginia, the Mountaineers went 27-12 with three consecutive 9-4 seasons. In 2010, the Mountaineers ranked second in the BIG EAST in both passing offense and total offense while leading the league in passing efficiency. WVU receiver Jock

Sanders ranked second in the BIG EAST in receiving in both 2009 and 2010.

Before joining the Mountaineers' staff, Galloway spent two seasons at Wake Forest, serving as wide receivers coach and co-passing game coordinator.

Galloway coached for three seasons at Appalachian State, where he oversaw the split ends from 2005-07. He helped the Mountaineers to three Football Championship Subdivision national titles and coached three receivers who earned All-America honors.

From 2003-04, Galloway was the wide receivers coach at East Carolina, where he tutored Terrence Copper, who earned All-Conference USA honors while setting school records for receptions and receiving yards in a season.

A 1994 graduate of Western Carolina, Galloway, who was a first team All-Southern Conference selection in 1993, was a four-year letterman who threw for 5,545 yards, the second-highest total in school history.

### MIKE SUMMERS

Offensive Coordinator/OL

One of the most respected offensive line coaches in the nation, Mike Summers returned for a second stint at Louisville in 2017.

A Kentucky native, Summers returns to the Derby City, where his offensive lines were among the best in school history. Leading the unit from 2003-06, Summers' offensive line helped the Cardinals to a 41-9 record over that span, including the school's first BCS win over Wake Forest in the 2006 Orange Bowl.

In 2006, his Louisville offensive line paved the way for the Cardinals offense, ranking second nationally in total offense (475.3), seventh in passing (290.0), and 12th in rushing (185.3). Three of his linemen (Renardo Foster, Kurt Quarterman, and George Bussey) were all-BIG EAST first-team picks.

In posting one of the school's best records in 2004, the line helped the Louisville offense set school records with 6,468 total yards, 3,005 rushing yards, 597 points, and 47 rushing touchdowns en route to an 11-1 record. The Cardinals led the nation in both total offense (539.0) and scoring offense (49.8).

During his time at Louisville, Summers showed an ability to develop offensive linemen. Eric Wood, a center with the Cardinals from 2004-07, was a first-round NFL draft pick and is a captain for the Buffalo Bills. Travis Leffew was a third team All-American in 2004, while offensive guard Kurt Quarterman was an honorable mention All-American in 2006.

Prior to re-uniting with Petrino, Summers spent three years at Florida. Under Summer's direction in 2015, the Florida offensive line helped produce the Gator's ninth 1,000-yard rusher in program history.

Before joining the Florida staff, Summers spent one year at Southern Cal, where the Trojans averaged 172.8 yards rushing per game and 4.5 yards per carry.

Not only has Summers served on Petrino's staff at Louisville, but he also worked at Arkansas, where he helped lead the Razorbacks' offense that ranked first in the Southeastern Conference in scoring in 2009 and won the 2010 AutoZone Liberty Bowl.

After two seasons with the Razorbacks, Summers returned home to work three seasons at Kentucky.

Summers also has spent time in the collegiate scene at Texas A&M (1982-85), Northern Illinois (1985-90), Oregon State (1991-95), South (1996-99), Oklahoma State (2000), Ohio (2001-02), and one season professionally with the Atlanta Falcons (2007).

### PETER SIRMON

Defensive Coordinator/OLB

One of the young, bright defensive playcallers in the country, Peter Sirmon was added to the Louisville staff in 2017.

A former standout NFL linebacker with the Tennessee Titans, Sirmon has the Cardinals' defense playing its best football of the year heading into the postseason.

Directing a defense that was ravaged by injuries in the secondary, Sirmon played nine freshmen and 11 first-time starters on defense. Despite missing many key starters for the most of the year, Sirmon's unit forced 23 turnovers, which was nine more than the previous season and totaled 81 tackles for loss, which ranked fifth in the SEC.

Before leading the MSU defense, Sirmon spent two



## ASSISTANT COACHES



**Nick Petrino**  
Quarterbacks



**LD Scott**  
Defensive Line



**Kolby Smith**  
Running Backs



**Lorenzo Ward**  
Secondary

seasons at Southern California as the associate head coach, recruiting coordinator and linebackers coach. He was the interim defensive coordinator during the Trojans' 2015 Holiday Bowl against Wisconsin.

Smith was second nationally in interceptions by freshmen linebackers with three – all of which came in a 42-24 rout of No. 3 Utah on Oct. 25.

As the recruiting coordinator at USC, Sirmon helped the Trojans bring in the nation's top signing class in 2015 according to Scout.com and the No. 10 signing class in 2014. USC inked 12 top-100 recruits in the winter of 2015.

Prior to his stint at USC, Sirmon was the linebackers coach at Washington (2012-13), including recruiting coordinator in his final season of 2013.

### **CORT DENNISON**

Inside Linebackers

Cort Dennison, who has been a part of three top 20 defenses at Louisville, will move to tutor the inside linebackers, and also continue to serve as the recruiting coordinator for the second-straight season.

Dennison worked as the assistant secondary coach in 2016, and mentored all-ACC performers Jaire Alexander and Chucky Williams. Alexander, a second-team honoree, led the Cardinals with five interceptions, while graduated senior Josh Harvey was a seventh-round selection by the Washington Redskins.

As the recruiting coordinator, Dennison oversaw the recruiting charges that helped produce on the top recruiting classes in school history in 2017.

Before joining Bobby Petrino's staff in a full-time capacity, Dennison was the director of on-campus recruiting for the Cardinals, where he handled all the official visits and organized the recruiting efforts.

In his first season as a position coach, Dennison helped the secondary register 15 interceptions as the Cards were solid against the pass, finishing 37th in the nation against the pass. Overall, the defense finished 14th in the country, allowing 322.2 yards per game.

Moving to Louisville with head coach Bobby Petrino, Dennison began as a defensive graduate assistant in 2014.

Assisting with the linebackers, Dennison was an inte-

gral part of a defense that finished in the top 20 nationally and finished with a 9-4 record. The Cardinals posted the sixth-rated overall defense, which also stood 10th versus the run.

Prior to coming to Louisville, Dennison worked as a graduate assistant for Bobby Petrino at Western Kentucky, where he assisted with the linebackers and contributed to the opponents' film breakdown and game planning.

As a player, Dennison was a standout linebacker at Washington, where he served as a captain and was named the Most Outstanding Defensive Player during his senior season. A second-team All-Pac 12 selection, he finished as the Pac-12's leading tackler with 128 total tackles, including a career-best 15 tackles in the Alamo Bowl versus Baylor.

Dennison graduated from Washington with a communications degree in 2011, and earned his master's degree from Louisville in Sports Administration in 2015.

### **NICK PETRINO**

Quarterbacks

Nick Petrino, hired as the quarterbacks coach in 2015, has seen his protege Lamar Jackson win a Heisman Trophy in 2016 and a return as a finalist this season.

Petrino saw Jackson almost duplicated his award-winning performance from a year ago, totaling 42 touchdowns and accounting for 4,932 yards of total offense. The third-year coach saw Jackson improve as a passer — completing a career-high 60.4 percent of his passes and throwing for 3,489 yards and 25 scores.

In 2016, Jackson accounted for 5,114 yards of total offense and 51 touchdowns. He totaled a school-record eight 100-yard rushing games, while setting a school record with 1,571 yards on the ground and 21 touchdowns.

Born into a football family, Petrino has played for and coach with his dad, which has allowed him to soak up the knowledge from one of the top coaches in college football.

After serving as a graduate assistant, Nick Petrino was elevated into his current position of leading the quarterbacks in 2016.

Nick Petrino served the previous two seasons as a graduate assistant coach with the Cardinals, where he aided in

the development of Louisville's quarterbacks and wide receivers.

Prior to joining the Louisville coaching staff, Petrino was a student assistant at Western Kentucky during the 2013 season, where he worked alongside the quarterback coach and the offensive staff. Petrino began his collegiate coaching career as a student coach at the Arkansas in 2010-11, assisting with the development of the quarterbacks as the Razorbacks finished 11-2 overall including a win in the 2011 Cotton Bowl.

### **L.D. SCOTT**

Defensive Line

One of the top recruiters on staff, L.D. Scott returned to his alma mater in 2014 to coach the defensive line, and has been an integral component of the team's success over the last four seasons.

Scott has helped lead one of the nation's top defenses — finishing in the top 20 three times — and has seen two players selected in the NFL Draft, including Sheldon Rankins — a first round pick of the New Orleans Saints in 2016.

The Cardinals have ranked in the top 20 three times in total defense and against the run. They have been credited with 103 sacks in the last 38 games — registering 40 in 2014. He has also seen two of his players selected in the NFL Draft, including defensive end Sheldon Rankins — a former first-round pick of the New Orleans Saints.

In 2015, Scott helped Rankins — one of the top defensive linemen in school history and a top 15 pick in the NFL Draft. Rankins was the 12th pick of the New Orleans Saints after finishing his career with 32.5 tackles for loss and 18 sacks — both marks finishing in the top 10 in the school's record books.

Before returning to his alma mater, Scott served one season as Western Kentucky's defensive ends coach for head coach Bobby Petrino. Scott also coached with Petrino for two years at Arkansas.

In his only season at WKU, Scott worked with defensive line coach Don Dunn to craft together a lineup that saw much of its unit depart due to graduation. The new lineup improved to a point where it limited its final four conference opponents to just 105 yards in the ground.



Converted linebacker turned defensive end senior Bar'ee Boyd and sophomore Gavin Rocker combined for 7.5 sacks, 15.5 tackles for loss, and eight quarterback hurries on the year, while forcing three fumbles. Boyd also led all defensive linemen with four pass breakups and 40 tackles (29 solo) on the year.

Scott spent the 2011 season as an intern with Arkansas under Petrino working with the defensive tackles, before moving to a graduate assistant role in 2012 working with the defensive line.

As a player at Louisville, Scott was a four-year letterwinner, putting together a 41-tackle season in his senior year of 2009. Scott had at least 20 tackles in each of his final three seasons and played a role in Louisville's 2006 season, when the Cardinals went 12-1 and won the Orange Bowl.

After his stellar collegiate career, Scott played one season in the Canadian Football League with the Winnipeg Blue Bombers in 2010 before starting his coaching career in July 2010, when he worked as the defensive line coach at Seneca High School in Louisville.

### KOLBY SMITH

Running Back

Running backs coach Kolby Smith has seen some impressive results from his running backs since returning to his alma mater in 2014.

A former running back for the Cardinals, Smith has seen the Cardinals rank in the top 15 nationally this year in rushing — closing in on another 3,000-yard season. Louisville has ran for 2,999 yards and 32 touchdowns, with the emergence of Reggie Bonnafon and Malik Williams, who have combined for 977 yards and 11 scores in 2016.

The Cardinals had one of the best seasons running the football in 2016, rushing for 3,148 yards and 37 touchdowns, including 903 yards and four 100-yard games from Brandon Radcliff.

With a stable of powerful running backs in 2014, Smith's unit recorded 28 rushing touchdowns and averaged 142.7 yards per game in leading the Cardinals to a 9-4 record and a berth in the Belk Bowl. Smith saw his backs record six 100-yard rushing games, including Brandon Radcliff, who tallied a team-best three 100-yard rushing games.

Before returning to his alma mater, Smith's coaching career began in 2013 season under Petrino as the running backs coach at Western Kentucky.

With the Hilltoppers, Smith tutored Antonio Andrews, the nation's top all-purpose player, to a career season on the ground. After setting the school record for rushing yards in a single-season in 2012 with 1,728 yards on 304 carries, Andrews re-set the school mark with 1,730 yards in 2013.

Under Smith's tutelage, WKU running backs combined for 30 of the team's 31 rushing touchdowns in 2013, led by Andrews' career-best 16. He also set a school record for the most 100-yard rushing games in a career (21), in a season (11), and consecutively (11). He generated 125 all-purpose yards in 25 consecutive games, a streak unmatched to within 10 games by any other player in the country.

Smith's running back group also accounted for 724 yards and a pair of touchdowns through the air, showing the same versatility their position coach was known for throughout his playing career.

As a player at Louisville, Smith led the Cardinals to a 12-1 record as the main back in 2006. Sharing the backfield that year with Michael Bush, Smith stepped in after an injury to Bush and averaged more than five yards per carry, scoring seven touchdowns on a team that defeated Wake Forest in the BCS' Orange Bowl. For his career under Petrino, Smith rushed for over 1,800 yards, averaging nearly six yards per carry, and scored 18 touchdowns on the ground. Smith was also a threat catching the ball out of the backfield in Petrino's offensive system, pulling in 56 passes for over 500 yards and two touchdowns.

Smith's playing career moved on to the NFL level following his time at Louisville, as he was selected in the fifth round of the 2007 NFL Draft by the Kansas City Chiefs. Smith immediately made an impact in his rookie campaign, as he filled the void left by the injured Larry Johnson by rushing for over 400 yards on 112 carries. Smith played in all 16 games in 2007, scoring a pair of touchdowns and earning AFC Offensive Player of the Week honors after rushing for 150 yards on 31 carries against the Raiders.

Smith finished his NFL career in 2010, spending brief periods with the Denver Broncos and the Jacksonville Jaguars.

### LORENZO WARD

Secondary

Lorenzo Ward begins was hired in January of 2017 as the secondary coach at the University of Louisville.

A 20-year coaching veteran at the FBS level, Ward has six years of experience as a defensive coordinator, including four in the Southeastern Conference at South Carolina.

Before joining Petrino's staff, Ward served one season as Fresno State's defensive coordinator following a seven-year stint at South Carolina under legendary coach Steve Spurrier.

A successful defensive mind, Ward has a proven track record of developing NFL talent. He has coached 16 defensive backs that went on to be drafted into the NFL, including first-round picks Stephon Gilmore (2012, No. 10 overall) at South Carolina and DeAngelo Hall (2004, No. 8 overall) from Virginia Tech.

As the defensive coordinator at South Carolina, Ward guided a unit that finished in the top-25 nationally in both scoring and total defense in four out of his seven seasons, including a scoring defense that finished 12th in 2013 and second in the SEC.

USC ranked 11th in the country in 2012 by giving up just 315.5 total yards per game and was 13th in scoring defense, when his unit allowed just 18.2 points per game. The next season, in 2013, saw the Gamecocks rank 12th nationally in scoring defense at 20.3 points per game allowed.

The Gamecocks' best defensive year in his tenure came in 2011. USC ranked No. 3 in the country in total de-

fense, allowing just 267.7 yards per game, and No. 11 in scoring defense at 18.4 points per game.

During his tenure leading the South Carolina defense, Ward tutored eight first-team All-SEC selections and six All-Americans, including Jadeveon Clowney, the No. 1 overall pick in the 2014 NFL Draft. Clowney became just the third Gamecock to earn first-team All-America honors in two seasons, was the 2011 SEC Freshman of the Year, and won the 2012 Ted Hendricks Award given to college football's top defensive end.

Clowney was one of 12 defensive players coached by Ward at South Carolina drafted into the NFL, with Gilmore and linebacker Melvin Ingram also being first-round picks.

Ward built up a reputation as one of the top secondary coaches in the nation during his seven seasons (1999-2005) coaching the position on Frank Beamer's staff at Virginia Tech. There, he saw five of his players earn all-BIG EAST honors and one made the all-ACC squad following the school's transition from conferences late in his tenure in Blacksburg.

In his final season at Virginia Tech, the Hokies led the nation in total defense, giving up just 247.6 yards per game, were second in pass efficiency defense, and third in pass defense. The year prior, in 2004, Virginia Tech was fourth in the country in both pass defense and interceptions.

His 2002 secondary unit, led by future NFL Draft picks Willie Pile and DeAngelo Hall, led the nation in interceptions with 24 combined. Two years earlier in 2000, Pile's six interceptions helped Virginia Tech rank No. 2 in the country with 23.

Ward also has amassed coaching experience at Arkansas (2008) under Bobby Petrino, one year in the NFL (2006) with the Oakland Raiders on Art Shell's staff, and five years as an assistant coach at Chattanooga (1994-98).

He started his coaching career as a graduate assistant at his alma mater Alabama in 1991. Ward played for the Crimson Tide from 1986-89, helping them go 33-15 in his career with an SEC title in 1989. The Sporting News named him the Special Teams Player of the Year following his senior season.





## Schedule & Results (Overall: 8-4 | ACC: 4-4 | Home: 4-2 | Away: 3-2 | Neutral: 1-0)

Date	Opponent	Score	Overall	ACC	TV	Attend	Top Passer	Top Rusher	Top Receiver
Sept. 2	vs. Purdue	W, 35-28	1-0	0-0	FOX	42,647	Jackson (30-46-0-378-2)	Jackson (21-107-0)	Ja. Smith (8-117-0)
Sept. 9	at North Carolina*	W, 47-35	2-0	1-0	ESPN	47,000	Jackson (25-39-0-393-3)	Jackson (19-132-3)	Ja. Smith (9-183-1)
Sept. 16	Clemson*	L, 21-47	2-1	1-1	ABC	55,588	Jackson (21-42-1-317-3)	Jackson (17-64-0)	Ja. Smith (579-1)
Sept. 23	Kent State	W, 42-3	3-1	1-1	RSN*	47,812	Jackson (18-22-2-299-2)	Williams (9-47-2)	Dawkins (4-75-1)
Sept. 30	Murray State	W, 55-10	4-1	1-1	RSN	47,826	Jackson (18-26-0-249-3)	Jackson (7-100-1)	Reed (4-94-0)
Oct. 5	at NC State*	L, 25-39	4-2	1-2	ESPN	56,107	Jackson (26-47-1-354-1)	Jackson (19-73-2)	Fitzpatrick (10-134-0)
Oct. 14	Boston College*	L, 42-45	4-3	1-3	ACC Net.	44,679	Jackson (19-39-1-332-2)	Jackson (22-180-3)	Fitzpatrick (7-127-1)
Oct. 21	at Florida State*	W, 31-28	5-3	2-3	ESPN	72,674	Jackson (13-21-0-156-1)	Jackson (23-178-1)	Ja. Smith (5-49-0)
Oct. 28	at Wake Forest*	L, 32-42	5-4	2-4	ACC Net.	29,593	Jackson (27-44-1-330-1)	Jackson (27-161-3)	Ja. Smith (6-73-0)
Nov. 11	Virginia*	W, 38-21	6-4	3-4	ESPNU	46,787	Jackson (15-26-0-195-3)	Jackson (15-147-1)	Ja. Smith (5-84-2)
Nov. 18	Syracuse*	W, 56-10	7-4	4-4	ESPNU	34,265	Jackson (14-26-0-270-2)	Williams (9-180-2)	Ja. Smith (3-95-1)
Nov. 25	at Kentucky	W, 44-17	8-4	4-4	SEC Net.	56,186	Jackson (15-21-0-216-2)	Jackson 18-156-0)	Ja. Smith (6-75-1)

### TEAM STATISTICS

	LOU	OPP
SCORING	468	325
Points Per Game	39.0	27.1
Points Off Turnovers	61	55
FIRST DOWNS	332	243
Rushing	150	100
Passing	159	129
Penalty	23	14
RUSHING YARDAGE	2999	1847
Yards gained rushing	3211	2194
Yards lost rushing	212	347
Rushing Attempts	456	459
Average Per Rush	6.6	4.0
Average Per Game	249.9	153.9
TDs Rushing	32	20
PASSING YARDAGE	3727	2794
Comp-Att-Int	264-433-6	213-365-12
Average Per Pass	8.6	7.7
Average Per Catch	14.1	13.1
Average Per Game	310.6	232.8
TDs Passing	27	18
TOTAL OFFENSE	6726	4641
Total Plays	889	824
Average Per Play	7.6	5.6
Average Per Game	560.5	386.8
KICK RETURNS: # Yards	22-433	60-1165
PUNT RETURNS: # Yards	23-114	17-108
INT RETURNS: # Yards	12-229	6-106
KICK RETURN AVERAGE	19.7	19.4
PUNT RETURN AVERAGE	5.0	6.4
INT RETURN AVERAGE	19.1	17.7
FUMBLES-LOST	16-11	20-8
PENALTIES-Yards	76-622	63-619
Average Per Game	51.8	51.6
PUNTS-Yards	40-1745	62-2815
Average Per Punt	43.6	45.4
Net punt average	39.9	41.6
KICKOFFS-Yards	85-5125	60-3691
Average Per Kick	60.3	61.5
Net kick average	39.8	41.4
TIME OF POSSESSION/Game	30:26	29:34
3RD-DOWN Conversions	76/165	67/164
3rd-Down Pct	46%	41%
4TH-DOWN Conversions	16/27	10/17
4th-Down Pct	59%	59%
SACKS BY-Yards	25-196	27-139
MISC YARDS	7	0
TOUCHDOWNS SCORED	61	43
FIELD GOALS-ATTEMPTS	15-17	8-14
ON-SIDE KICKS	0-2	0-1
RED-ZONE SCORES	(45-53) 85%	(29-34) 85%
RED-ZONE TOUCHDOWNS	(33-53) 62%	(25-34) 74%
PAT-ATTEMPTS	(55-56) 98%	(41-42) 98%

### SCORE BY QUARTERS

	1st	2nd	3rd	4th	Total
LOUISVILLE	114	124	101	129	468
Opponents	69	84	70	102	325

### RUSHING

	GP	Att	Gain	Loss	Net	Avg	TD	Long	Avg.
Jackson, Lam.	12	208	1599	156	1443	6.9	17	68	120.2
Williams, Mal.	10	62	532	14	518	8.4	4	74	51.8
Bonnafon, Reg.	12	86	459	13	446	5.2	7	64	37.2
Williams, Dae	5	35	234	2	232	6.6	3	44	46.4
Smith, Trey	10	21	124	0	124	5.9	0	20	12.4
Wilson, Col.	3	6	69	0	69	11.5	0	21	23.0
Pass, Jaw.	6	13	83	21	62	4.8	1	34	10.3
Samuel, Tra.	12	4	46	0	46	11.5	0	15	3.8
Trotter, Har.	7	4	29	2	27	6.8	0	13	3.9
Little, Tob.	8	9	28	1	27	3.0	0	10	3.4
Smith, Jer.	1	5	8	0	8	1.6	0	5	8.0
TEAM	6	3	0	3	-3	-1.0	0	0	-0.5
<b>Total</b>	<b>12</b>	<b>456</b>	<b>3211</b>	<b>212</b>	<b>2999</b>	<b>6.6</b>	<b>32</b>	<b>74</b>	<b>249.9</b>
<b>Opponents</b>	<b>12</b>	<b>459</b>	<b>2194</b>	<b>347</b>	<b>1847</b>	<b>4.0</b>	<b>20</b>	<b>81</b>	<b>153.9</b>

### PASSING

	G	Effic	Cmp-Att-Int	Pct	Yds	TD	Lng	Avg.
Jackson, Lam.	12	151.52	241-399-6	60.4	3489	25	78	290.8
Pass, Jaw.	6	150.28	23-33-0	69.7	238	2	31	39.7
Bonnafon, Reg.	12	0.00	0-1-0	0.0	0	0	0	0.0
<b>Total</b>	<b>12</b>	<b>151.08</b>	<b>264-433-6</b>	<b>61.0</b>	<b>3727</b>	<b>27</b>	<b>78</b>	<b>310.6</b>
<b>Opponents</b>	<b>12</b>	<b>132.36</b>	<b>213-365-12</b>	<b>58.4</b>	<b>2794</b>	<b>18</b>	<b>79</b>	<b>232.8</b>

### RECEIVING

	G	No.	Yds	Avg	TD	Long	Avg/G
Smith, Jay.	9	53	873	16.5	6	75	97.0
Fitzpatrick, De	12	45	699	15.5	9	48	58.2
Dawkins, Set.	11	39	604	15.5	4	65	54.9
Standberry, Ch.	12	27	296	11.0	3	25	24.7
Samuel, Tra.	12	21	339	16.1	0	78	28.2
Bonnafon, Reg.	12	21	182	8.7	1	34	15.2
Williams, Mal.	10	14	136	9.7	0	28	13.6
Reed, Cor.	11	8	145	18.1	0	57	13.2
Crum, Mic.	8	8	99	12.4	0	21	12.4
Averett, Kem.	9	6	63	10.5	1	22	7.0
Spence, Emo.	2	5	48	9.6	0	15	24.0
Davis, Jor.	11	4	88	22.0	1	69	8.0
Bagley, Jav.	6	4	43	10.8	2	16	7.2
Johnson, Jos.	9	3	52	17.3	0	31	5.8
Williams, Dae	5	2	17	8.5	0	10	3.4
Wilson, Col.	3	2	15	7.5	0	8	5.0
Little, Tob.	8	1	24	24.0	0	24	3.0
Smith, Trey	10	1	4	4.0	0	4	0.4
<b>Total</b>	<b>12</b>	<b>264</b>	<b>3727</b>	<b>14.1</b>	<b>27</b>	<b>78</b>	<b>310.6</b>
<b>Opponents</b>	<b>12</b>	<b>213</b>	<b>2794</b>	<b>13.1</b>	<b>18</b>	<b>79</b>	<b>232.8</b>



## PUNTING

	No.	Yds	Avg	Long	TB	FC	I20	+50	BI
King, Mas.	39	1718	44.1	58	2	10	9	10	0
TEAM	1	27	27.0	27	0	0	0	0	1
<b>Total</b>	<b>40</b>	<b>1745</b>	<b>43.6</b>	<b>58</b>	<b>2</b>	<b>10</b>	<b>9</b>	<b>10</b>	<b>1</b>
<b>Opponents</b>	<b>62</b>	<b>2815</b>	<b>45.4</b>	<b>66</b>	<b>6</b>	<b>13</b>	<b>26</b>	<b>17</b>	<b>0</b>

## INTERCEPTIONS

	No.	Yds	Avg	TD	Long
Washington, Tru	4	81	20.2	1	37
Smith, TreS.	2	0	0.0	0	0
Williams, Chu.	2	2	1.0	0	2
Thomas, Sta.	1	61	61.0	1	61
Alexander, Jai.	1	0	0.0	0	0
Pass, Kha.	1	40	40.0	0	40
Smith, Dee	1	45	45.0	0	45
<b>Total</b>	<b>12</b>	<b>229</b>	<b>19.1</b>	<b>2</b>	<b>61</b>
<b>Opponents</b>	<b>6</b>	<b>106</b>	<b>17.7</b>	<b>2</b>	<b>44</b>

## PUNT RETURNS

	No.	Yds	Avg	TD	Long
Bonnafon, Reg.	11	72	6.5	0	33
Yeast, Rus.	10	33	3.3	0	21
Smith, Jay.	1	3	3.0	0	3
Alexander, Jai.	1	6	6.0	0	6
<b>Total</b>	<b>23</b>	<b>114</b>	<b>5.0</b>	<b>0</b>	<b>33</b>
<b>Opponents</b>	<b>17</b>	<b>108</b>	<b>6.4</b>	<b>0</b>	<b>32</b>

## KICK RETURNS

	No.	Yds	Avg	TD	Long
Samuel, Tra.	11	203	18.5	0	35
Dawkins, Set.	9	205	22.8	0	43
Trotter, Har.	1	13	13.0	0	13
Standberry, Ch.	1	12	12.0	0	12
Alexander, Jai.	0	0	0.0	0	0
<b>Total</b>	<b>22</b>	<b>433</b>	<b>19.7</b>	<b>0</b>	<b>43</b>
<b>Opponents</b>	<b>60</b>	<b>1165</b>	<b>19.4</b>	<b>1</b>	<b>94</b>

## FIELD GOALS

	FG-A	Pct	01-19	20-29	30-39	40-49	50-99	Lg	Blk
Creque, Bla.	15-17	88.2	1-1	2-2	8-9	4-5	0-0	48	0

## KICKOFFS

	No.	Yds	Avg	TB	OB	Retn	Net	YdLn
Creque, Bla.	78	4732	60.7	22	3			
O'Hara, Eva.	5	282	56.4	0	0			
Johnson, Aus.	2	111	55.5	1	0			
<b>Total</b>	<b>85</b>	<b>5125</b>	<b>60.3</b>	<b>23</b>	<b>3</b>	<b>1165</b>	<b>39.8</b>	<b>25</b>
<b>Opponents</b>	<b>60</b>	<b>3691</b>	<b>61.5</b>	<b>31</b>	<b>5</b>	<b>433</b>	<b>41.4</b>	<b>23</b>

## SCORING

	TD	FGs	Kick	Rush	Rcv	Pass	DXP	Saf	Points
Jackson, Lam.	17	0-0	0-0	0-1	0	1-4	0	0	102
Creque, Bla.	0	15-17	55-56	0-0	0	0-0	0	0	100
Fitzpatrick, De	9	0-0	0-0	0-0	0	0-0	0	0	54
Bonnafon, Reg.	8	0-0	0-0	0-0	0	0-0	0	0	48
Smith, Jay.	6	0-0	0-0	0-0	1	0-0	0	0	38
Williams, Mal.	4	0-0	0-0	0-0	0	0-0	0	0	24
Dawkins, Set.	4	0-0	0-0	0-0	0	0-0	0	0	24
Williams, Dae	3	0-0	0-0	0-0	0	0-0	0	0	18
Standberry, Ch.	3	0-0	0-0	0-0	0	0-0	0	0	18
Bagley, Jav.	2	0-0	0-0	0-0	0	0-0	0	0	12
Davis, Jor.	1	0-0	0-0	0-0	0	0-0	0	0	6
Averett, Kem.	1	0-0	0-0	0-0	0	0-0	0	0	6
Washington, Tru	1	0-0	0-0	0-0	0	0-0	0	0	6
Pass, Jaw.	1	0-0	0-0	0-0	0	0-0	0	0	6
Thomas, Sta.	1	0-0	0-0	0-0	0	0-0	0	0	6
<b>Total</b>	<b>61</b>	<b>15-17</b>	<b>55-56</b>	<b>0-1</b>	<b>1</b>	<b>1-4</b>	<b>0</b>	<b>0</b>	<b>468</b>
<b>Opponents</b>	<b>43</b>	<b>8-14</b>	<b>41-42</b>	<b>0-0</b>	<b>1</b>	<b>1-1</b>	<b>0</b>	<b>0</b>	<b>325</b>

## TOTAL OFFENSE

	G	Plays	Rush	Pass	Total	Avg/G
Jackson, Lam.	12	607	1443	3489	4932	411.0
Williams, Mal.	10	62	518	0	518	51.8
Bonnafon, Reg.	12	87	446	0	446	37.2
Pass, Jaw.	6	46	62	238	300	50.0
Williams, Dae	5	35	232	0	232	46.4
Smith, Trey	10	21	124	0	124	12.4
Wilson, Col.	3	6	69	0	69	23.0
Samuel, Tra.	12	4	46	0	46	3.8
Little, Tob.	8	9	27	0	27	3.4
Trotter, Har.	7	4	27	0	27	3.9
Smith, Jer.	1	5	8	0	8	8.0
TEAM	6	3	-3	0	-3	-0.5
<b>Total</b>	<b>12</b>	<b>889</b>	<b>2999</b>	<b>3727</b>	<b>6726</b>	<b>560.5</b>
<b>Opponents</b>	<b>12</b>	<b>824</b>	<b>1847</b>	<b>2794</b>	<b>4641</b>	<b>386.8</b>

## ALL-PURPOSE

	G	Rush	Rec	PR	KOR	IR	Tot	Avg/G
Jackson, Lam.	12	1443	0	0	0	0	1443	120.2
Smith, Jay.	9	0	873	3	0	0	876	97.3
Dawkins, Set.	11	0	604	0	205	0	809	73.5
Bonnafon, Reg.	12	446	182	72	0	0	700	58.3
Fitzpatrick, De	12	0	699	0	0	0	699	58.2
Williams, Mal.	10	518	136	0	0	0	654	65.4
Samuel, Tra.	12	46	339	0	203	0	588	49.0
Standberry, Ch.	12	0	296	0	12	0	308	25.7
Williams, Dae	5	232	17	0	0	0	249	49.8
Reed, Cor.	11	0	145	0	0	0	145	13.2
Smith, Trey	10	124	4	0	0	0	128	12.8
Crum, Mic.	8	0	99	0	0	0	99	12.4
Davis, Jor.	11	0	88	0	0	0	88	8.0
Wilson, Col.	3	69	15	0	0	0	84	28.0
Washington, Tru	12	0	0	0	0	81	81	6.8
Averett, Kem.	9	0	63	0	0	0	63	7.0
Pass, Jaw.	6	62	0	0	0	0	62	10.3
Thomas, Sta.	9	0	0	0	0	61	61	6.8
Johnson, Jos.	9	0	52	0	0	0	52	5.8
Little, Tob.	8	27	24	0	0	0	51	6.4
Spence, Emo.	2	0	48	0	0	0	48	24.0
Smith, Dee	11	0	0	0	0	45	45	4.1
Bagley, Jav.	6	0	43	0	0	0	43	7.2
Pass, Kha.	12	0	0	0	0	40	40	3.3
Trotter, Har.	7	27	0	0	13	0	40	5.7
Yeast, Rus.	11	0	0	33	0	0	33	3.0
Alexander, Jai.	6	0	0	6	0	0	13	2.2
Smith, Jer.	1	8	0	0	0	0	8	8.0
Williams, Chu.	12	0	0	0	0	2	2	0.2
TEAM	6	-3	0	0	0	0	-3	-0.5
<b>Total</b>	<b>12</b>	<b>2999</b>	<b>3727</b>	<b>114</b>	<b>433</b>	<b>229</b>	<b>7509</b>	<b>625.8</b>
<b>Opponents</b>	<b>12</b>	<b>1847</b>	<b>2794</b>	<b>108</b>	<b>1165</b>	<b>106</b>	<b>6020</b>	<b>501.7</b>



## DEFENSIVE STATISTICS

		GP	Solo	Ast	Total	TFL/Yds	Sacks	Int-Yds	BrUp	QBH	Rcv-Yds	FF	Blk	Saf
17	Etheridge, Dor.	12-12	37	40	77	3.0-4	.	.	2	.	1-0	.	.	.
22	Williams, Chu.	12-12	44	30	74	.	.	2-2	5	.	.	3	.	.
24	Cannon, Zyk.	12-11	39	26	65	2.5-7	.	.	5	3	.	.	.	.
32	Thomas, Sta.	9-9	32	28	60	6.5-35	2.0-22	1-61	3	1	1-0	.	.	.
91	Young, Tre.	12-11	28	24	52	9.0-30	3.5-18	.	5	8	1-0	.	1	.
58	Greenard, Jon.	12-4	25	18	43	15.5-104	7.0-74	.	1	8	.	1	.	.
99	Hearns, Jam.	12-9	29	13	42	13.5-62	7.0-48	.	3	2	1-0	4	.	.
11	Smith, Dee	11-4	24	18	42	.	.	1-45	1	1	.	.	.	.
15	Washington, Tru	12-11	28	11	39	1.0-8	1.0-8	4-81	9	.	.	.	.	.
30	Pass, Kha.	12-5	22	15	37	3.0-16	.	1-40	1	1	.	1	.	.
4	Smith, TreS.	12-3	20	14	34	4.0-15	1.0-8	2-0	.	.	.	.	.	.
20	Walker, Ron.	12-2	24	9	33	1.0-1	.	.	2	.	.	.	.	.
94	Robinson, G.G.	12-6	8	20	28	3.0-6	.	.	1	.	.	.	.	.
42	Stewart, Isa.	11-2	15	11	26	2.0-4	.	.	.	1	.	1	.	.
90	Richardson, De.	12-11	13	13	26	2.0-3	.	.	1	.	.	.	.	.
9A	Avery, C.J.	12-1	11	14	25	0.5-1	.	.	.	.	1-4	.	.	.
96	Famurewa, Hen.	12-3	12	9	21	3.0-13	2.0-9	.	.	3	1-0	.	.	.
6	Yeast, Rus.	11-6	13	7	20	1.0-3	.	.	1	.	.	.	.	.
10	Alexander, Jai.	6-5	13	6	19	1.0-4	.	1-0	4	.	.	.	.	.
98	Peterson, Tab.	12-0	9	9	18	.	.	.	1	1	.	1	.	.
14	Bailey, Dre.	10-4	6	8	14	.	0.5-0	.	.	.	.	.	1	.
21	Iakopo, Lon.	11-1	6	6	12	1.5-9	1.0-9	.	.	.	.	.	.	.
53	Caban, Amo.	9-0	6	2	8	.	.	.	.	.	.	.	.	.
62	Dorsey, Der.	10-0	2	6	8	.	.	.	.	1	.	.	.	.
35	Thomas, Lam.	12-0	5	2	7	.	.	.	.	.	1-0	.	.	.
43	Smith, Dami.	10-0	2	3	5	.	.	.	.	.	.	.	.	.
31	Staples, Mal.	6-0	1	3	4	.	.	.	.	.	.	.	.	.
52	Hall, Mit.	12-0	1	2	3	.	.	.	.	.	.	.	.	.
93	McCrae, Gar.	7-0	2	1	3	.	.	.	.	.	.	.	.	.
3	Sturghill, Cor.	4-0	3	.	3	.	.	.	.	.	.	.	.	.
33	Wilson, Col.	3-0	1	1	2	.	.	.	.	.	.	.	.	.
2	Reed, Cor.	12-0	1	1	2	.	.	.	.	.	.	.	.	.
1	Samuel, Tra.	12-6	1	.	1	.	.	.	.	.	.	.	.	.
8	Jackson, Lam.	12-12	1	.	1	.	.	.	.	.	.	.	.	.
39	Floyd, Ant.	2-0	1	.	1	.	.	.	.	.	.	.	.	.
80	Standberry, Ch.	12-9	1	.	1	.	.	.	.	.	.	.	.	.
TM	TEAM	6-0	.	.	.	.	.	.	.	.	1-0	.	.	.
Total.....		12-0	486	370	856	73-325	25-196	12-229	45	30	8-4	11	2	.
Opponents.....		12-0	523	312	835	56.0-199	27-139	6-106	42	28	11-119	11	2	.

## GAME EXPERIENCE

Player	'17	'16	'15	'14	Tot
Jaire Alexander	6	13	12	-	31
Kemari Averett	9	-	-	-	9
C.J. Avery	12	-	-	-	12
Javonte Bagley	6	8	12	4	30
Drew Bailey	10	13	13	-	36
Mekhi Becton	11	-	-	-	11
Robbie Bell	12	-	-	-	12
Cole Bentley	6	-	-	-	6
P.J. Blue	-	-	-	-	-
Reggie Bonnafon	12	13	11	10	46
Danny Burns	2	1	-	-	3
Amonte Caban	9	13	-	-	22
Zykiesis Cannon	12	12	10	9	43
Caleb Chandler	2	-	-	-	2
Geron Christian	12	13	13	-	38
Blanton Cregue	12	12	-	-	24
Micky Crum	8	8	12	-	28
Jordan Davis	11	-	-	-	11
Seth Dawkins	11	12	-	-	23
Derek Dorsey	10	-	-	-	10
Jack Duane	2	-	-	-	2
Dorian Etheridge	12	-	-	-	12
Henry Famurewa	12	9	-	1	22
Dez Fitzpatrick	12	-	-	-	12
Anthony Floyd	1	-	-	-	1
Linwood Foy	5	4	-	-	9
Jonathan Greenard	12	12	-	-	24
Mitch Hall	12	-	-	-	12
Tyler Haycraft	9	6	-	-	15

Player	'17	'16	'15	'14	Tot
James Hearns	12	12	12	-	36
London Iakopo	11	4	-	-	15
Lamar Jackson	12	13	12	-	37
Anthony Johnson	-	-	-	-	-
Austin Johnson	2	-	-	-	2
Josh Johnson	9	-	-	-	9
Kam Jones	-	-	-	-	-
Mason King	12	13	-	-	25
Tobias Little	8	-	-	-	8
Vince Lococo	1	-	-	-	1
Brendan Lowery	1	-	-	-	1
Justin Marshall	-	-	-	-	-
Max Martin	2	-	-	-	2
Gary McCrae	7	2	-	-	9
Lukayus McNeil	12	13	12	-	37
Evan O'Hara	2	6	-	-	8
Rodney Owens	-	-	-	-	-
Khane Pass	12	12	-	-	24
Jawon Pass	6	-	-	-	6
Devante Peete	-	13	-	-	13
Tabarius Peterson	12	-	-	-	12
Tyler Polston	5	-	4	-	9
Corey Reed	11	-	-	-	11
D. Richardson	12	13	-	-	25
G.G. Robinson	12	10	-	-	22
Toriano Roundtree	5	13	-	-	18
Ronald Rudd	-	-	-	-	-
Traveon Samuel	12	13	13	-	38

Player	'17	'16	'15	'14	Tot
Nathan Scheler	5	7	-	-	12
Damien Smith	9	8	-	-	17
Dee Smith	11	12	6	-	29
Jaylen Smith	9	13	13	-	35
Jeremy Smith	1	13	11	-	25
TreSean Smith	12	-	-	-	12
Trey Smith	10	7	-	-	17
Emonee Spence	2	-	7	-	9
Charles Standberry	12	11	13	13	49
Malik Staples	6	13	-	-	19
Isaac Stewart	11	13	13	-	37
Lyn Strange	5	-	-	-	5
Cornelius Sturghill	4	-	7	-	11
Taylor-Yamonooha	1	-	-	-	1
Jordan Thomas	-	-	-	-	-
Kenny Thomas	12	12	7	-	31
Lamarques Thomas	12	2	-	-	14
Stacy Thomas	9	13	13	13	48
Caleb Tillman	3	-	-	-	3
Harry Trotter	7	-	-	-	7
Ronald Walker	12	12	-	-	24
Tru. Washington	12	12	13	8	45
Chucky Williams	12	13	13	10	48
Dae Williams	5	-	-	-	5
Malik Williams	10	11	-	-	21
Colin Wilson	3	-	-	-	3
Russ Yeast	11	-	-	-	11
Trevon Young	12	-	12	11	35





## OFFENSIVE STARTERS

OPPONENT	LT	LG	C	RG	RT	WR/TE	WR/TE	WR	WR/RB	RB	QB
Purdue	Christian	Thomas	Bell	McNeil	Becton	Standberry	Samuel	Ja. Smith	Dawkins	Bonnafon	Jackson
North Carolina	Christian	Thomas	Bell	McNeil	Becton	Standberry	Davis	Ja. Smith	Dawkins	Bonnafon	Jackson
Clemson	Christian	Thomas	Bell	McNeil	Becton	Standberry	Samuel	Ja. Smith	Dawkins	M. Williams	Jackson
Kent State	Christian	Thomas	Bell	McNeil	Becton	Standberry	Davis	Fitzpatrick	Dawkins	Bonnafon	Jackson
Murray State	Christian	Thomas	Bell	McNeil	Becton	Standberry	Davis	Fitzpatrick	Dawkins	Bonnafon	Jackson
NC State	Christian	Thomas	Bell	McNeil	Becton	Standberry	Crum	Fitzpatrick	Dawkins	Bonnafon	Jackson
Boston College	Christian	Thomas	Bell	McNeil	Becton	Crum	Samuel	Ja. Smith	Fitzpatrick	Bonnafon	Jackson
Florida St.	Christian	Thomas	Bell	McNeil	Becton	Crum	Standberry	Ja. Smith	Fitzpatrick	Bonnafon	Jackson
Wake Forest	Christian	Thomas	Bell	McNeil	Becton	Samuel	Fitzpatrick	Ja. Smith	Ma. Williams	Bonnafon	Jackson
Virginia	Christian	Thomas	Bell	Bentley	McNeil	Standberry	Averett	Ja. Smith	Dawkins	M. Williams	Jackson
Syracuse	Christian	Thomas	Bell	McNeil	Bentley	Standberry	Samuel	Ja. Smith	Dawkins	M. Williams	Jackson
Kentucky	Christian	Thomas	Bell	McNeil	Bentley	Samuel	Fitzpatrick	Ja. Smith	Dawkins	M. Williams	Jackson

## DEFENSIVE STARTERS

OPPONENT	LE	NT	DT	OLB/DE	ILB	ILB	OLB/S	CB	S	S	CB
Purdue	Hearns	Richardson	Bailey	Young	Thomas	Etheridge	Pass	Alexander	Cannon	Williams	Washington
North Carolina	Hearns	Richardson	Bailey	Young	Thomas	Etheridge	Pass	Walker	Cannon	Williams	Washington
Clemson	Hearns	Richardson	Robinson	Young	Thomas	Etheridge	Pass	Walker	Cannon	Williams	Washington
Kent State	Hearns	Richardson	Famurewa	Young	Iakopo	Etheridge	Avery	Yeast	Cannon	Williams	Washington
Murray State	Hearns	Richardson	Famurewa	Young	Thomas	Etheridge	Pass	Yeast	Cannon	Williams	Washington
NC State	Hearns	Richardson	Robinson	Young	Thomas	Etheridge	Pass	Yeast	Cannon	Williams	Washington
Boston College	Greenard	Famurewa	Robinson	Young	Stewart	Etheridge	Dee Smith	Yeast	TreS. Smith	Williams	Alexander
Florida St.	Greenard	Richardson	Robinson	Young	Stewart	Etheridge	Dee Smith	Yeast	Cannon	Williams	Washington
Wake Forest	Greenard	Richardson	Robinson	Young	Thomas	Etheridge	TreS. Smith	Yeast	Cannon	Williams	Washington
Virginia	Greenard	Richardson	Bailey	Hearns	Thomas	Etheridge	TreS. Smith	Alexander	Cannon	Williams	Washington
Syracuse	Hearns	Richardson	Robinson	Hearns	Thomas	Etheridge	Dee Smith	Alexander	Cannon	Williams	Washington
Kentucky	Hearns	Richardson	Bailey	Young	Thomas	Etheridge	Dee Smith	Alexander	Cannon	Williams	Washington

## STARTING EXPERIENCE

Player	'14	'15	'16	'17	Tot	Player	'14	'15	'16	'17	Tot	Player	'14	'15	'16	'17	Tot
Geron Christian	-	13	13	12	38	De'Asian Richardson	1	0	3	11	15	Malik Williams	-	-	-	5	5
Chucky Williams	-	12	13	12	37	Robbie Bell	-	-	-	12	12	Jordan Davis	-	-	-	3	3
Trumaine Washington	0	12	11	12	34	Dorian Etheridge	-	-	-	12	12	Henry Famurewa	-	-	-	3	3
Lamar Jackson	-	8	13	12	33	Seth Dawkins	-	-	2	9	11	Ronald Walker	-	-	1	2	3
Lukayus McNeil	-	9	12	12	33	Micky Crum	-	6	1	3	10	TreSean Smith	-	-	-	3	3
Jaylen Smith	-	10	5	9	24	Charles Standberry	1	0	0	9	10	Cole Bentley	-	-	-	3	3
Reggie Bonnafon	5	2	8	8	23	Mekhi Becton	-	-	-	9	9	Jeremy Smith	-	0	2	0	2
Zykiesis Cannon	0	1	10	11	22	Traveon Samuel	0	1	2	6	9	Isaac Stewart	-	0	0	2	2
James Hearns	-	0	12	9	21	Dee Smith	-	0	4	4	8	Kemari Averett	-	-	-	1	1
Stacy Thomas	0	0	11	9	20	Dez Fitzpatrick	-	-	-	7	7	C.J. Avery	-	-	-	1	1
Trevon Young	-	8	-	11	19	Khane Pass	-	-	1	5	6	London Iakopo	-	-	-	1	1
Jaire Alexander	-	1	13	5	19	Russ Yeast	-	-	-	6	6						
Kenny Thomas	-	4	1	12	17	G.G. Robinson	-	-	-	6	6						
Drew Bailey	-	-	12	4	16	Jonathan Greenard	-	-	1	4	5						



## TEAM GAME-BY-GAME STATISTICS

	Score	First Downs	Rushing No-Yds-TD	Passing C-A-I-Yds-TD	Total Off. Plays-Yds	Punts No.-Avg.	Fumbles No.-Lost	Penalties No.-Yds	KO Ret. No.-Yds	Punt Ret. No.-Yds	Int. No.-Yds	3rd-Dwn Conversn	TOP	TO
Purdue	28	25	21-51-0	33-57-3-293-4	78-344	5-48.6	2-1	6-69	6-80	2-9	0-0	5-14	28:09	4
LOUISVILLE	35	27	33-146-1	30-46-0-378-2	79-524	4-39.8	3-3	16-110	2-62	3-39	3-61	7-16	31:51	3
North Carolina	35	20	23-17-1	29-38-0-384-3	61-401	4-214	2-0	5-50	7-219	0-0	0-0	3-10	24:04	0
LOUISVILLE	47	35	44-312-3	25-39-0-393-3	83-705	1-36	0-0	6-61	2-35	1-8	0-0	9-15	35:56	0
Clemson	47	25	48-297-4	23-33-0-316-1	81-613	4-207	0-0	4-30	2-30	3-9	1-44	9-17	35:32	0
LOUISVILLE	21	21	27-116-0	21-42-1-317-3	69-433	8-350	0-0	4-35	5-105	1-3	0-0	5-16	24:28	1
Kent State	3	11	54-139-0	2-5-1-11-0	59-150	8-369	2-2	5-45	3-44	0-0	2-13	5-15	36:42	3
LOUISVILLE	42	23	27-165-3	23-30-2-374-2	57-539	1-45	2-2	4-30	0-0	3-8	1-37	4-10	23:18	4
Murray State	10	5	22-19-0	10-21-0-61-0	43-80	9-421	1-1	4-59	6-97	1-0	0-0	2-12	22:09	1
LOUISVILLE	55	38	46-312-3	32-45-0-364-4	91-676	1-45	2-2	7-69	2-25	5-24	0-0	7-13	37:51	2
NC State	39	23	39-153-3	20-32-0-367-1	71-520	3-135	2-1	6-50	4-105	2-3	1-25	5-12	30:33	1
LOUISVILLE	25	25	29-116-2	26-48-1-354-1	77-470	5-203	0-0	10-69	3-71	0-0	0-0	9-16	29:27	1
Boston College	45	27	59-364-5	12-25-1-191-1	87-555	6-235	2-0	1-10	3-63	4-64	1-24	9-18	30:30	1
LOUISVILLE	42	25	36-293-4	19-39-1-332-2	75-625	6-286	1-1	4-30	3-47	1-(1)	1-0	5-15	29:30	2
Florida State	28	23	38-155-1	16-28-2-248-2	66-403	3-126	2-1	4-40	2-45	3-18	0-0	6-12	31:10	3
LOUISVILLE	31	22	44-293-3	13-21-0-156-1	65-449	3-149	1-1	2-13	1-12	1-0	2-44	5-10	28:50	1
Wake Forest	42	26	39-164-1	28-34-0-461-5	73-625	2-77	3-1	6-55	4-50	2-5	1-0	8-13	26:01	1
LOUISVILLE	32	30	42-191-3	28-46-1-332-1	88-523	5-196	1-0	0-0	2-31	1-(2)	0-0	6-16	33:59	1
Virginia	21	16	28-63-2	19-36-1-214-1	64-277	8-354	3-1	8-73	7-152	0-0	0-0	6-15	30:01	2
LOUISVILLE	38	27	43-298-2	15-26-0-195-3	69-493	3-121	4-2	6-65	2-45	5-44	1-45	4-11	29:59	2
Syracuse	10	22	45-197-1	13-34-4-138-0	79-335	6-265	1-0	7-52	7-153	0-0	0-0	3-13	29:31	4
LOUISVILLE	56	27	42-411-5	17-30-0-316-3	72-727	3-155	0-0	11-85	0-0	0-0	4-42	9-16	30:29	0
Kentucky	17	20	43-228-2	8-19-0-110-0	62-338	4-169	0-0	7-86	9-127	0-0	0-0	6-13	30:31	0
LOUISVILLE	44	32	43-346-3	15-21-0-216-2	64-562	0-0	2-0	6-55	0-0	2-(9)	0-0	6-11	29:29	0

## TURNOVERS/OPENING DRIVES

## LOUISVILLE GIVEAWAY/TAKEAWAY

Game	Fum	Int	Tot	Fum	Int	Tot	Dif.
Purdue	2	0	2	1	3	4	+2
North Carolina	0	0	0	0	0	0	+2
Clemson	0	1	1	0	0	0	+1
Kent State	2	2	4	2	1	3	0
Murray State	2	0	2	1	0	1	-1
NC State	0	1	1	1	0	1	-1
Boston College	1	1	2	0	1	1	-2
Florida State	1	0	1	1	2	3	0
Wake Forest	0	1	1	1	0	1	0
Virginia	1	1	2	2	0	2	0
Syracuse	0	0	0	0	4	4	+4
Kentucky	0	0	0	0	0	0	+4

## FUMBLES

Name	Fumbles-Lost
Jackson, L., QB	8-3
Smith, Jay., WR	2-2
Bonnafon, Reg., RB	1-1
Johnson, J., WR	1-1
Reed, C., WR	1-1
Smith, Jer., RB	1-1
Williams, Mal., RB	1-1
TEAM	1-1

## CARDS ON OPENING DRIVES

Game	1st Half	Second Half
Purdue	Fumble	Field Goal
North Carolina	Field Goal	Touchdown
Clemson	Punt	Interception
Kent State	Touchdown	Interception
Murray State	Touchdown	Fumble
NC State	Punt	Field Goal
Boston College	Touchdown	Punt
Florida State	Touchdown	Touchdown
Wake Forest	Punt	Punt
Virginia	Punt	Touchdown
Syracuse	Touchdown	Touchdown
Kentucky	Touchdown	Field Goal

## CARDS ON OPENING DEFENSE DRIVES

Game	1st Half	Second Half
Purdue	Punt	Punt
North Carolina	Touchdown	Punt
Clemson	Touchdown	Punt
Kent State	Punt	Fumble
Murray State	Punt	Touchdown
NC State	Fumble	Missed FG
Boston College	Punt	Missed FG
Florida State	Touchdown	Missed FG
Wake Forest	Touchdown	Fumble
Virginia	Touchdown	Punt
Syracuse	Interception	Interception
Kentucky	Punt	Punt

## CARDS ON COIN FLIPS

Game	Flip	Result
Purdue	Won (O)	W, 35-28
North Carolina	Won (O)	W, 47-35
Clemson	Lost (O)	L, 21-47
Kent State	Lost (O)	W, 42-3
Murray State	Lost (D)	W, 55-10
NC State	Lost (O)	L, 25-39
Boston College	Lost (O)	L, 42-45
Florida State	Won (O)	W, 31-28
Wake Forest	Won (O)	L, 32-42
Virginia	Lost (O)	W, 38-21
Syracuse	Lost (O)	W, 56-10
Kentucky	Lost (O)	W, 44-17



## INDIVIDUAL GAME-BY-GAME STATISTICS

## PASSING

#8 Jackson, L.	Att	Comp	Int	Pct	Yards	TD	Long	Sack	Yds	Effic
Purdue	46	30	0	65.2	378	2	39	0	0	148.6
North Carolina	39	25	0	64.1	393	3	75	2	7	174.1
Clemson	42	21	1	50.0	317	3	78	5	23	132.2
Kent State	22	18	2	81.8	299	2	69	1	7	207.8
Murray State	26	18	0	69.2	249	3	57	0	0	187.8
NC State	47	26	1	55.3	354	1	65	4	24	121.4
Boston College	39	19	1	48.7	332	2	48	0	0	132.0
Florida State	21	13	0	61.9	156	1	26	2	6	140.0
Wake Forest	44	27	1	61.4	330	1	26	6	31	127.3
Virginia	26	15	0	57.7	195	3	35	2	11	158.8
Syracuse	26	14	0	53.8	270	2	72	1	9	166.5
Kentucky	21	15	0	71.4	216	2	29	0	0	189.3
TOTALS	399	241	6	60.4	3489	25	78	23	118	151.5

## PASSING

#4 Pass, J.	Att	Comp	Int	Pct	Yards	TD	Long	Sack	Yds	Effic
Kent State	8	5	0	62.5	75	0	31	0	0	141.2
Murray State	19	14	0	73.7	115	1	18	3	19	141.9
Wake Forest	2	1	0	50.0	2	0	2	1	2	58.4
Syracuse	4	3	0	75.0	46	1	29	0	0	254.1
TOTALS	33	23	0	69.7	238	2	31	4	21	150.3

## PASSING

#7 Bonnafon, R.	Att	Comp	Int	Pct	Yards	TD	Long	Sack	Yds	Effic
NC State	1	0	0	0.0	0	0	0	0	0	0.0
TOTALS	1	0	0	0.0	0	0	0	0	0	0.0

RUSHING	No-Yds/TD	PU	UNC	CLE	KEN	MUR	NCST	BC	FSU	WF	VA	SYR	UK
Jackson, Lam.	208-1443/17	21-107/0	19-132/3	17-64/0	8-34/1	7-100/1	19-73/2	22-180/3	23-178/1	27-161/3	15-147/1	12-111/2	18-156/0
Williams, Mal.	62-518/4	-	13-149/0	6-35/0	9-47/2	5-13/0	6-30/0	DNP	DNP	2-0/0	10-55/0	9-180/2	2-9/0
Bonnafon, Reg.	86-446/7	6-33/1	10-22/0	4-17/0	3-18/0	4-26/1	4-13/0	12-107/1	16-74/1	10-22/0	3-8/0	5-43/1	9-63/2
Williams, Dae	35-232/3	DNP	DNP	DNP	DNP	DNP	DNP	DNP	5-41/1	1-2/0	15-88/1	8-39/0	6-62/1
Smith, Trey	21-124/0	-	-	-	1-5/0	11-67/0	DNP	2-6/0	-	-	DNP	4-24/0	3-22/0
Wilson, Col.	6-69/0	DNP	DNP	-	3-33/0	3-36/0	DNP	DNP	DNP	DNP	DNP	DNP	DNP
Pass, Jaw.	13-62/1	DNP	DNP	DNP	1-0/0	9-36/1	DNP	DNP	DNP	1-2/0	-	1-5/0	1-23/0
Samuel, Tra.	4-46/0	-	1-10/0	-	1-15/0	1-13/0	-	-	-	1-8/0	-	-	-
Trotter, Har.	4-27/0	DNP	DNP	-	1-13/0	2-11/0	DNP	-	DNP	-	-	1-3/0	-
Little, Tob.	9-27/0	DNP	DNP	DNP	-	3-10/0	DNP	-	-	-	-	2-6/0	4-11/0
Smith, Jer.	5-8/0	5-8/0	DNP	DNP	DNP	DNP	DNP	DNP	DNP	DNP	DNP	DNP	DNP
TEAM	3-3/0	1-2/0	1-1/0	DNP	DNP	1-0/0	-	DNP	DNP	-	DNP	DNP	-

RECEIVING	No-Yds/TD	PU	UNC	CLE	KEN	MUR	NCST	BC	FSU	WF	VA	SYR	UK
Smith, Jay.	53-873/6	8-117/0	9-183/1	5-79/1	DNP	DNP	DNP	6-118/0	5-49/0	6-73/0	5-84/2	3-95/1	6-75/1
Fitzpatrick, De	45-699/9	4-95/1	4-78/2	2-38/1	2-24/0	4-45/2	10-134/0	7-127/1	1-13/0	5-56/0	1-1/0	3-51/1	2-37/1
Dawkins, Set.	39-604/4	4-56/0	3-45/0	4-28/0	4-75/1	3-34/0	5-133/1	DNP	1-26/1	5-65/0	5-55/1	3-60/0	2-27/0
Samuel, Tra.	21-339/0	5-55/0	1-6/0	2-100/0	-	2-26/0	1-2/0	-	1-13/0	5-72/0	1-35/0	1-4/0	2-26/0
Standberry, Ch.	27-296/3	2-12/0	1-15/0	4-34/1	2-19/0	4-43/1	2-20/0	2-38/0	2-34/0	2-26/1	2-10/0	3-31/0	1-14/0
Bonnafon, Reg.	21-182/1	3-5/0	3-21/0	-	2-30/0	2-19/0	3-7/0	1-3/0	2-14/0	3-22/0	-	1-34/1	1-27/0
Reed, Cor.	8-145/0	-	-	-	-	4-94/0	3-41/0	-	-	-	-	1-10/0	-
Williams, Mal.	14-136/0	2-17/0	2-18/0	3-36/0	4-43/0	1-6/0	1-9/0	DNP	DNP	-	-	1-7/0	-
Crum, Mic.	8-99/0	1-18/0	1-21/0	1-2/0	DNP	3-30/0	1-8/0	1-20/0	-	-	DNP	DNP	DNP
Davis, Jor.	4-88/1	1-3/1	1-6/0	-	1-69/0	1-10/0	DNP	-	-	-	-	-	-
Averett, Kem.	6-63/1	DNP	DNP	DNP	-	2-13/0	-	1-22/1	-	2-18/0	1-10/0	-	-
Johnson, Jos.	3-52/0	DNP	-	DNP	2-48/0	-	DNP	1-4/0	-	-	-	-	-
Spence, Emo.	5-48/0	DNP	DNP	DNP	3-27/0	2-21/0	DNP	DNP	DNP	DNP	DNP	DNP	DNP
Bagley, Jav.	4-43/2	DNP	DNP	DNP	2-31/1	2-12/1	DNP	-	-	-	DNP	-	DNP
Little, Tob.	1-24/0	DNP	DNP	DNP	-	-	DNP	-	-	-	-	1-24/0	-
Williams, Dae	2-17/0	DNP	DNP	DNP	DNP	DNP	DNP	DNP	1-7/0	-	-	-	1-10/0
Wilson, Col.	2-15/0	DNP	DNP	-	1-8/0	1-7/0	DNP	DNP	DNP	DNP	DNP	DNP	DNP
Smith, Trey	1-4/0	-	-	-	-	1-4/0	DNP	-	-	-	DNP	-	-





## INDIVIDUAL GAME-BY-GAME STATISTICS

TACKLES	UA-A	TOT	PU	UNC	CLE	KEN	MUR	NCST	BC	FSU	WF	VA	SYR	UK
Etheridge, Dor.	37-40	77	1-1	4-4	1-1	4-5	1-1	1-5	9-5	3-2	4-2	1-3	5-6	3-5
Williams, Chu.	44-30	74	6-0	2-1	5-0	0-1	2-3	3-4	6-7	2-1	6-4	4-5	5-1	3-3
Cannon, Zyk.	39-26	65	7-2	4-1	6-3	1-4	2-2	3-2	4-4	2-2	7-3	0-2	1-1	2-0
Thomas, Sta.	32-28	60	2-4	1-3	5-5	DNP	4-1	0-2	DNP	DNP	7-3	3-3	4-3	6-4
Young, Tre.	28-24	52	1-2	4-1	3-2	4-2	5-0	3-5	0-2	3-2	1-3	2-3	0-2	2-0
Greenard, Jon.	25-18	43	2-3	3-1	3-1	2-1	2-1	2-2	5-4	1-1	1-1	1-0	1-0	2-3
Smith, Dee	24-18	42	0-1	1-0	3-2	2-0	1-1	1-2	5-2	2-2	DNP	4-2	3-3	2-3
Hearns, Jam.	29-13	42	1-2	3-1	6-2	3-2	-	2-1	2-0	2-2	0-1	4-0	4-0	2-2
Washington, Tru	28-11	39	5-1	3-1	3-1	2-1	-	1-1	0-1	1-2	3-0	2-2	3-0	5-1
Pass, Kha.	22-15	37	5-1	3-1	3-2	2-1	0-2	4-2	2-0	0-1	1-1	1-3	1-0	0-1
Smith, TreS.	20-14	34	1-0	3-0	0-1	2-1	0-2	0-1	5-1	3-1	2-2	1-0	1-3	2-2
Walker, Ron.	24-9	33	5-1	5-2	6-1	-	1-2	1-1	-	1-0	1-1	2-0	2-1	-
Robinson, G.G.	8-20	28	1-2	-	1-1	2-3	0-3	1-5	2-1	1-3	-	-	-	0-2
Richardson, De.	13-13	26	0-1	0-2	0-1	3-0	-	1-1	2-1	2-5	1-1	-	3-1	1-0
Stewart, Isa.	15-11	26	-	-	-	2-0	1-0	-	6-4	5-4	1-2	0-1	DNP	-
Avery, C.J.	11-14	25	1-0	0-1	2-1	2-4	1-0	1-2	-	-	-	1-2	3-4	-
Famurewa, Hen.	12-9	21	-	2-1	1-4	1-0	0-1	3-0	1-0	1-2	-	1-1	1-0	1-0
Yeast, Rus.	13-7	20	-	-	-	-	3-0	3-2	1-2	1-1	4-1	1-0	0-1	DNP
Alexander, Jai.	13-6	19	-	DNP	DNP	DNP	DNP	1-1	0-3	DNP	DNP	3-1	3-1	6-0
Peterson, Tab.	9-9	18	1-0	0-1	0-1	2-3	1-0	-	2-2	-	-	1-2	1-0	1-0
Bailey, Dre.	6-8	14	0-3	-	-	DNP	DNP	-	-	0-2	2-0	1-0	2-0	1-3
Iakopo, Lon.	6-6	12	1-1	-	3-0	1-2	-	0-3	-	1-0	-	DNP	-	-
Dorsey, Der.	2-6	8	-	-	-	2-2	-	0-1	0-1	DNP	-	DNP	0-2	-
Caban, Amo.	6-2	8	DNP	0-1	DNP	1-1	1-0	1-0	DNP	-	1-0	1-0	1-0	-
Thomas, Lam.	5-2	7	1-0	1-0	1-0	0-1	-	0-1	2-0	-	-	-	-	-
Smith, Dami.	2-3	5	-	DNP	-	1-0	DNP	-	-	-	-	-	1-3	-
Staples, Mal.	1-3	4	DNP	DNP	DNP	DNP	1-0	DNP	DNP	-	0-1	-	0-1	0-1
Hall, Mit.	1-2	3	1-1	-	-	-	-	-	-	0-1	-	-	-	-
Sturghill, Cor.	3-0	3	DNP	1-0	-	-	DNP	DNP	DNP	2-0	DNP	DNP	DNP	DNP
McCrae, Gar.	2-1	3	DNP	DNP	DNP	DNP	-	DNP	-	-	-	-	0-1	2-0
Reed, Cor.	1-1	2	-	-	0-1	-	1-0	-	-	-	-	-	-	-
Wilson, Col.	1-1	2	DNP	DNP	-	1-0	0-1	DNP	DNP	DNP	DNP	DNP	DNP	DNP
Jackson, Lam.	1-0	1	1-0	-	-	-	-	-	-	-	-	-	-	-
Standberry, Ch.	1-0	1	1-0	-	-	-	-	-	-	-	-	-	-	-
Samuel, Tra.	1-0	1	-	-	-	1-0	-	-	-	-	-	-	-	-
Floyd, Ant.	1-0	1	DNP	DNP	DNP	DNP	-	DNP	DNP	DNP	DNP	DNP	1-0	DNP

SACKS	UA-A	TOT	PU	UNC	CLE	KEN	MUR	NCST	BC	FSU	WF	VA	SYR	UK
Hearns, Jam.	7-0	7.0	-	-	2.0-12	-	-	-	1.0-5	-	-	3.0-24	1.0-7	-
Greenard, Jon.	7-0	7.0	1.0-6	1.0-21	1.0-14	2.0-17	-	-	-	-	-	1.0-9	-	1.0-7
Young, Tre.	3-1	3.5	1.5-1	-	-	-	-	-	-	1.0-12	-	-	-	1.0-5
Famurewa, Hen.	2-0	2.0	-	1.0-4	-	-	-	-	-	1.0-5	-	-	-	-
Thomas, Sta.	2-0	2.0	-	-	-	DNP	-	-	DNP	DNP	1.0-5	-	-	1.0-17
Washington, Tru	1-0	1.0	1.0-8	-	-	-	-	-	-	-	-	-	-	-
Smith, TreS.	1-0	1.0	-	-	-	-	-	-	1.0-8	-	-	-	-	-
Iakopo, Lon.	1-0	1.0	-	-	1.0-9	-	-	-	-	-	-	DNP	-	-
Bailey, Dre.	0-1	0.5	0.5-0	-	-	DNP	DNP	-	-	-	-	-	-	-

TACKLES FOR LOSS	UA-A	TOT	PU	UNC	CLE	KEN	MUR	NCST	BC	FSU	WF	VA	SYR	UK
Greenard, Jon.	14-3	15.5	1.5-8	3.0-25	1.0-14	2.0-17	2.0-6	0.5-2	1.5-9	-	-	1.0-9	1.0-2	2.0-12
Hearns, Jam.	12-3	13.5	-	0.5-0	2.0-12	2.0-5	-	-	1.0-5	1.5-2	0.5-2	3.0-24	3.0-12	-
Young, Tre.	7-4	9.0	1.0-1	1.0-1	-	2.0-2	1.0-2	0.5-2	0.5-2	1.0-12	1.0-3	-	-	1.0-5
Thomas, Sta.	5-3	6.5	0.5-1	-	-	DNP	1.0-3	0.5-1	DNP	DNP	3.5-13	-	-	1.0-17
Smith, TreS.	4-0	4.0	-	-	-	2.0-5	-	-	2.0-10	-	-	-	-	-
Etheridge, Dor.	2-2	3.0	0.5-2	-	-	2.0-2	-	-	-	-	-	0.5-0	-	-
Pass, Kha.	2-2	3.0	0.5-2	-	1.0-5	1.0-8	0.5-1	-	-	-	-	-	-	-
Famurewa, Hen.	3-0	3.0	-	1.0-4	-	1.0-4	-	-	-	1.0-5	-	-	-	-
Robinson, G.G.	2-2	3.0	1.5-4	-	-	1.0-2	0.5-0	-	-	-	-	-	-	-
Cannon, Zyk.	2-1	2.5	-	-	-	-	-	1.0-3	-	-	1.0-3	0.5-1	-	-
Richardson, De.	1-2	2.0	-	0.5-1	-	-	-	-	-	0.5-0	-	-	1.0-2	-
Stewart, Isa.	2-0	2.0	-	-	-	1.0-3	1.0-1	-	-	-	-	-	DNP	-
Iakopo, Lon.	1-1	1.5	0.5-0	-	1.0-9	-	-	-	-	-	-	DNP	-	-
Walker, Ron.	1-0	1.0	-	-	-	-	1.0-1	-	-	-	-	-	-	-
Alexander, Jai.	1-0	1.0	-	DNP	DNP	DNP	DNP	-	-	DNP	DNP	-	1.0-4	-
Yeast, Rus.	1-0	1.0	-	-	-	-	1.0-3	-	-	-	-	-	-	DNP
Washington, Tru	1-0	1.0	1.0-8	-	-	-	-	-	-	-	-	-	-	-
Avery, C.J.	0-1	0.5	-	-	-	-	-	0.5-1	-	-	-	-	-	-



## INDIVIDUAL GAME-BY-GAME STATISTICS

PUNT RETURNS	No.-Yds	PU	UNC	CLE	KEN	MUR	NCST	BC	FSU	WF	VA	SYR	UK
Bonnafon, Reg.	11-72	2-33	1-8	-	1--4	-	-	-	-	-	5-44	-	2--9
Yeast, Rus.	10-33	-	-	-	2-12	5-24	-	1--1	1-0	1--2	-	-	DNP
Alexander, Jai.	1-6	1-6	DNP	DNP	DNP	DNP	-	-	DNP	DNP	-	-	-
Smith, Jay.	1-3	-	-	1-3	DNP	DNP	DNP	-	-	-	-	-	-

KICK RETURNS	No.-Yds	PU	UNC	CLE	KEN	MUR	NCST	BC	FSU	WF	VA	SYR	UK
Dawkins, Set.	9-205	2-62	1-23	5-105	-	-	1-15	DNP	-	-	-	-	-
Samuel, Tra.	11-203	-	-	-	-	2-25	2-56	3-47	1-12	1-18	2-45	-	-
Trotter, Har.	1-13	DNP	DNP	-	-	-	DNP	-	DNP	1-13	-	-	-
Standberry, Ch.	1-12	-	1-12	-	-	-	-	-	-	-	-	-	-

INT RETURNS	No.-Yds	PU	UNC	CLE	KEN	MUR	NCST	BC	FSU	WF	VA	SYR	UK
Washington, Tru	4-81	-	-	-	1-37	-	-	-	2-44	-	-	1-0	-
Williams, Chu.	2-2	1-0	-	-	-	-	-	-	-	-	-	1-2	-
Smith, TreS.	2-0	1-0	-	-	-	-	-	1-0	-	-	-	-	-
Smith, Dee	1-45	-	-	-	-	-	-	-	-	DNP	1-45	-	-
Alexander, Jai.	1-0	-	DNP	DNP	DNP	DNP	-	-	DNP	DNP	-	1-0	-
Pass, Kha.	1-40	-	-	-	-	-	-	-	-	-	-	1-40	-
Thomas, Sta.	1-61	1-61	-	-	DNP	-	-	DNP	DNP	-	-	-	-

FUMBLE RET	No.-Yds	PU	UNC	CLE	KEN	MUR	NCST	BC	FSU	WF	VA	SYR	UK
Avery, C.J.	1-4	-	-	-	1-4	-	-	-	-	-	-	-	-

### Louisville Inside Opponent Red-Zone

Date	Opponent	Time Score	Times In RZ	Total Scored	Pts	Rush TDs	Pass TDs	FGs Made	Failed to score inside RZ	FGA	Downs	Int	Fumb	Half	Game
Sep 02	vs PURDUE	W, 35-28	8	6	29	3	1	2	3	0	0	0	2	0	0
Sep 09	at N. CAROLINA	W, 47-35	5	5	26	3	2	1	2	0	0	0	0	0	0
Sep 16	CLEMSON	L, 21-47	3	2	14	2	0	2	0	0	1	0	0	0	0
Sep 23	KENT STATE	W, 42-3	3	3	21	3	2	1	0	0	0	0	0	0	0
Sep 30	MURRAY STATE	W, 55-10	8	8	52	7	3	4	1	0	0	0	0	0	0
Oct 05	at NC STATE	L, 25-39	4	3	15	2	2	0	1	0	1	0	0	0	0
Oct 14	BOSTON COLLEGE	L, 42-45	2	2	14	2	2	0	0	0	0	0	0	0	0
Oct 21	at FLORIDA ST.	W, 31-28	2	2	10	1	1	0	1	0	0	0	0	0	0
Oct 28	at WAKE FOREST	L, 32-42	6	4	24	3	2	1	1	0	1	1	0	0	0
Nov 11	VIRGINIA	W, 38-21	4	3	17	2	1	1	1	1	0	0	0	0	0
Nov 18	SYRACUSE	W, 56-10	1	1	7	1	1	0	0	0	0	0	0	0	0
Nov 25	at KENTUCKY	W, 44-17	7	6	34	4	3	1	2	0	0	0	0	1	0
<b>Totals</b>			<b>53</b>	<b>45</b>	<b>263</b>	<b>33</b>	<b>20</b>	<b>13</b>	<b>12</b>	<b>1</b>	<b>3</b>	<b>1</b>	<b>2</b>	<b>1</b>	<b>0</b>
45 of 53 (84.9%)															

### Opponents Inside Louisville Red-Zone

Date	Opponent	Time Score	Times In RZ	Total Scored	Pts	Rush TDs	Pass TDs	FGs Made	Failed to score inside RZ	FGA	Downs	Int	Fumb	Half	Game
Sep 02	vs PURDUE	W, 35-28	3	3	21	3	0	3	0	0	0	0	0	0	0
Sep 09	at N. CAROLINA	W, 47-35	4	3	21	3	1	2	0	0	1	0	0	0	0
Sep 16	CLEMSON	L, 21-47	3	3	17	2	2	0	1	0	0	0	0	0	0
Sep 23	KENT STATE	W, 42-3	0	0	0	0	0	0	0	0	0	0	0	0	0
Sep 30	MURRAY STATE	W, 55-10	1	1	3	0	0	0	1	0	0	0	0	0	0
Oct 05	at NC STATE	L, 25-39	6	4	25	3	3	0	1	1	0	0	1	0	0
Oct 14	BOSTON COLLEGE	L, 42-45	5	5	31	4	4	0	1	0	0	0	0	0	0
Oct 21	at FLORIDA ST.	W, 31-28	3	3	21	3	1	2	0	0	0	0	0	0	0
Oct 28	at WAKE FOREST	L, 32-42	2	2	14	2	1	1	0	0	0	0	0	0	0
Nov 11	VIRGINIA	W, 38-21	2	2	14	2	2	0	0	0	0	0	0	0	0
Nov 18	SYRACUSE	W, 56-10	2	1	7	1	1	0	0	0	0	1	0	0	0
Nov 25	at KENTUCKY	W, 44-17	3	2	14	2	2	0	0	1	0	0	0	0	0
<b>Totals</b>			<b>34</b>	<b>29</b>	<b>188</b>	<b>25</b>	<b>17</b>	<b>8</b>	<b>4</b>	<b>2</b>	<b>1</b>	<b>1</b>	<b>1</b>	<b>0</b>	<b>0</b>
29 of 34 (85.3%)															



## DRIVE CHARTS

PURDUE							
#	Qtr	Clock	Spot	Plays	Yds	TOP	Result
1.	1	15:00	43	8	52	3:36	Fumble
2.	1	9:45	6	3	3	1:51	Punt
3.	1	7:23	36	8	64	3:44	TD
4.	1	2:42	22	10	72	3:29	FG
5.	2	14:13	+15	6	14	3:31	Fumble
6.	2	6:48	17	4	17	1:31	Punt
7.	2	0:51	25	5	61	0:51	Half
8.	3	13:36	+22	4	7	1:05	FG
9.	3	11:04	24	2	16	0:35	Fumble
10.	3	8:39	25	10	75	3:10	TD
11.	3	3:18	+0	0	0	0:00	Int TD
12.	3	0:39	20	3	9	1:35	Punt
13.	4	10:48	25	6	75	1:47	TD
14.	4	7:34	41	9	46	3:16	FG
15.	4	2:22	33	3	9	1:08	Punt
16.	4	0:38	+24	1	(2)	0:38	Game

NORTH CAROLINA							
#	Qtr	Clock	Spot	Plays	Yds	TOP	Result
1.	1	15:00	35	8	45	3:51	FG
2.	1	9:11	25	11	75	5:08	TD
3.	1	2:12	13	12	85	5:20	FG
4.	2	9:26	25	1	75	0:10	TD
5.	2	6:07	1	10	66	3:53	Downs
6.	2	0:59	13	7	34	0:59	Downs
7.	3	13:16	21	5	79	2:24	TD
8.	3	10:34	29	8	28	3:11	Punt
9.	3	3:41	25	11	75	4:51	TD
10.	4	11:29	30	5	70	1:57	TD
11.	4	6:41	1	6	99	3:35	TD
12.	4	0:24	+30	1	(1)	0:24	Game

CLEMSON							
#	Qtr	Clock	Spot	Plays	Yds	TOP	Result
1.	1	15:00	31	3	9	1:20	Punt
2.	1	9:45	25	3	2	0:52	Punt
3.	1	6:20	5	6	95	1:58	TD
4.	1	1:14	5	4	12	1:24	Punt
5.	2	11:52	25	3	4	1:30	Punt
6.	2	6:57	21	5	4	1:26	Punt
7.	2	4:06	25	4	14	0:49	Punt
8.	2	0:28	20	3	14	0:28	Half
9.	3	11:29	20	5	14	2:32	INT
10.	3	8:57	25	3	7	1:27	Punt
11.	3	2:16	25	9	75	3:31	TD
12.	4	11:56	15	11	85	4:19	TD
13.	4	6:13	22	3	(3)	1:16	Punt
14.	4	2:47	9	7	86	1:36	Downs

KENT STATE							
#	Qtr	Clock	Spot	Plays	Yds	TOP	Result
1.	1	15:00	25	5	75	1:59	TD
2.	1	11:23	36	6	29	2:53	Downs
3.	1	6:27	11	7	89	3:36	TD
4.	1	1:14	+0	0	0	0:00	Int TD
5.	2	9:03	3	4	22	1:47	INT
6.	2	5:15	31	1	4	0:12	Fumble
7.	2	3:58	25	8	75	1:47	TD
8.	3	11:16	23	7	77	3:20	TD
9.	3	5:09	38	1	0	0:13	INT
10.	3	4:06	34	5	66	1:43	TD
11.	4	13:37	1	9	99	4:32	Fumble
12.	4	3:46	20	3	5	0:53	Punt
13.	4	0:23	31	1	13	0:23	Game

MURRAY STATE							
#	Qtr	Clock	Spot	Plays	Yds	TOP	Result
1.	1	12:50	23	6	77	2:20	TD
2.	1	4:28	28	3	6	1:23	Punt
3.	1	3:05	+21	2	21	0:30	TD
4.	2	14:42	+37	9	63	2:58	TD
5.	2	10:35	17	7	83	2:17	TD
6.	2	6:30	21	9	79	4:49	TD
7.	2	1:02	18	5	73	0:43	Fumble
8.	3	15:00	23	1	0	0:10	Fumble
9.	3	14:50	25	9	55	4:23	FG
10.	3	8:53	44	4	56	1:43	TD
11.	3	4:48	16	6	41	2:29	Downs
12.	3	1:28	29	14	44	5:59	FG
13.	4	8:36	2	18	98	8:07	TD

NC STATE							
#	Qtr	Clock	Spot	Plays	Yds	TOP	Result
1.	1	15:00	18	3	3	2:34	Punt
2.	1	8:16	19	8	45	4:55	Punt
3.	2	14:13	2	4	17	0:44	Punt
4.	2	11:47	25	9	75	4:20	TD
5.	2	5:03	25	3	7	1:40	Punt
6.	2	1:42	21	11	68	1:42	FG
7.	3	9:15	20	8	49	3:59	FG
8.	3	1:27	38	9	62	3:48	TD
9.	4	10:07	25	3	(4)	0:55	Punt
10.	4	6:14	20	7	80	2:04	TD
11.	4	3:09	11	2	0	0:17	INT
12.	4	2:52	33	12	48	2:16	Downs

BOSTON COLLEGE							
#	Qtr	Clock	Spot	Plays	Yds	TOP	Result
1.	1	15:00	25	9	75	3:22	TD
2.	1	10:03	18	3	5	2:14	Punt
3.	1	5:59	20	6	80	2:23	TD
4.	1	0:53	25	3	3	1:04	Punt
5.	2	12:00	20	10	29	5:29	Punt
6.	2	5:17	36	1	64	0:10	TD
7.	2	4:14	25	3	8	1:36	Punt
8.	2	0:51	25	5	34	0:51	Half
9.	3	11:23	23	3	2	1:01	Punt
10.	3	5:03	19	3	(1)	1:03	Punt
11.	3	2:28	25	4	17	1:13	INT
12.	4	14:55	16	6	84	2:42	TD
13.	4	11:59	21	10	79	3:00	TD
14.	4	7:24	17	6	83	2:21	TD
15.	4	2:50	17	3	33	1:01	Fumble

FLORIDA STATE							
#	Qtr	Clock	Spot	Plays	Yds	TOP	Result
1.	1	15:00	25	7	75	3:23	TD
2.	1	6:30	35	3	3	1:02	Punt
3.	1	3:18	16	8	52	4:01	Downs
4.	2	10:37	20	7	17	3:57	Punt
5.	2	4:47	31	2	3	0:39	Fumble
6.	2	4:08	25	8	75	3:04	TD
7.	2	0:08	+28	1	0	0:08	Miss FG
8.	3	9:35	27	6	73	2:31	TD
9.	3	6:51	+45	5	45	1:40	TD
10.	4	13:19	18	3	9	2:03	Punt
11.	4	8:58	25	9	48	4:20	Downs
12.	4	2:05	24	8	59	2:00	FG

WAKE FOREST							
#	Qtr	Clock	Spot	Plays	Yds	TOP	Result
1.	1	15:00	25	9	38	4:38	Punt
2.	1	7:14	25	14	57	4:51	FG
3.	1	1:05	25	7	67	2:52	INT
4.	2	10:35	20	3	(7)	1:53	Punt
5.	2	6:36	30	9	70	3:38	TD
6.	2	1:29	35	4	9	1:14	Punt
7.	3	13:22	20	5	20	1:57	Punt
8.	3	10:21	25	12	75	4:28	TD
9.	3	2:20	26	3	0	1:23	Punt
10.	4	14:47	11	15	83	5:33	Downs
11.	4	1:59	38	4	62	0:49	TD
12.	4	0:57	36	4	64	0:43	TD

VIRGINIA							
#	Qtr	Clock	Spot	Plays	Yds	TOP	Result
1.	1	15:00	23	3	3	0:53	Punt
2.	1	10:20	25	3	75	1:04	TD
3.	1	7:17	21	4	38	2:25	Punt
4.	1	3:18	+25	1	0	0:04	Fumble
5.	1	1:14	+40	9	17	3:06	FG
6.	2	10:46	9	11	91	4:54	TD
7.	2	4:03	24	3	(6)	1:39	Punt
8.	2	0:48	25	5	47	0:48	Half
9.	3	11:46	20	10	80	4:55	TD
10.	3	5:39	41	4	59	1:41	TD
11.	3	0:00	33	0	0	0:00	Fumble
12.	3	1:38	+40	7	40	2:41	TD
13.	4	11:44	33	8	51	4:01	Miss FG
14.	4	1:48	10	3	11	1:48	Game

SYRACUSE							
#	Qtr	Clock	Spot	Plays	Yds	TOP	Result
1.	1	15:00	25	2	75	0:36	TD
2.	1	10:54	43	5	28	1:57	Downs
3.	1	8:31	25	11	42	4:04	Downs
4.	1	3:23	15	9	85	3:38	TD
5.	2	13:05	36	5	64	2:04	TD
6.	2	9:47	12	3	9	1:56	Punt
7.	2	6:01	33	1	67	0:11	TD
8.	2	3:30	40	7	60	2:35	TD
9.	3	12:48	27	4	73	0:56	TD
10.	3	10:03	10	4	17	1:47	Punt
11.	3	6:32	25	4	75	1:49	TD
12.	3	0:48	30	3	3	1:34	Punt
13.	4	12:01	49	5	51	2:12	TD
14.	4	5:10	35	9	43	5:10	Game

KENTUCKY							
#	Qtr	Clock	Spot	Plays	Yds	TOP	Result
1.	1	15:00	25	7	75	3:57	TD
2.	1	9:59	31	9	69	4:03	TD
3.	1	2:30	35	6	44	2:09	FG
4.	2	7:33	20	4	80	1:45	TD
5.	2	1:55	23	6	77	1:16	TD
6.	3	13:16	31	8	51	3:07	FG
7.	3	5:05	38	12	37	5:14	FG
8.	4	12:58	1	7	99	2:46	TD
9.	4	5:12	38	8	56	5:12	Game

## LOUISVILLE'S LONGEST PLAYS

Yds	Player(s)	Type	Opp
78	Samuel from Jackson	Pass	CLE
75*	Ja. Smith from Jackson	Pass	UNC
74	Mal. Williams	Rush	UNC
72*	Ja. Smith from Jackson	Pass	SYR
69	Davis from Jackson	Pass	KSU
68*	Jackson	Rush	VA
65	Dawkins from Jackson	Pass	NCST
64*	Bonnafon	Rush	BC
61*	Sta. Thomas	INT	PUR
57	Reed from Jackson	Pass	MSU
56*	Mal. Williams	Rush	SYR
55*	Jackson	Rush	WF
54	Mal. Williams	Rush	SYR
51	Jackson	Rush	FSU
48	Fitzpatrick from Jackson	Pass	BC
46*	Mal. Williams	Rush	SYR
45	Dee Smith	INT	VA
44	Dae Williams	Rush	UK
43*	Jackson	Rush	SYR
43*	Jackson	Rush	UNC
43	Dawkins	KR	PUR
41	Jackson	Rush	WF
41*	Jackson	Rush	BC
40	K. Pass	INT	SYR
40*	Fitzpatrick from Jackson	Pass	BC
39	Fitzpatrick from Jackson	Pass	PUR
37*	Washington	INT	KSU
36*	Ja. Smith from Jackson	Pass	CLE
35	Samuel from Jackson	Pass	VA
35	Samuel	KR	NCST
34	Jackson	Rush	UK
34*	Bonnafon from Jackson	Pass	SYR
34	Ja. Smith from Jackson	Pass	BC
34	Jawon Pass	Rush	MSU
33*	Bonnafon	Rush	SYR
33*	Mal. Williams	Rush	KSU
33	Bonnafon	PR	PUR
32*	Dawkins from Jackson	Pass	KSU
31	J. Johnson from Jackson	Pass	KSU
31	Dawkins	KR	CLE
30	Jackson	Rush	CLE
30	Fitzpatrick from Jackson	Pass	CLE
30*	Fitzpatrick from Jackson	Pass	UNC
30	Jackson	Rush	MSU
29*	Fitzpatrick from Jackson	Pass	UK
29*	Fitzpatrick from J. Pass	Pass	SYR
29	Fitzpatrick	Rush	SYR
29	Ja. Smith from Jackson	Pass	VA
29	Ja. Smith from Jackson	Pass	BC
29	Ja. Smith from Jackson	Pass	PUR
28	Bonnafon	PR	VA
28	Mal. Williams from Jackson	Pass	KSU
27	Bonnafon from Jackson	Pass	UK
27	Fitzpatrick from Jackson	Pass	NCST
26	Samuel from Jackson	Pass	WF
26	Dawkins from Jackson	Pass	NCST
26*	Dawkins from Jackson	Pass	FSU
25	Samuel	KR	VA
25*	Dae Williams	Rush	FSU
25	Standberry from Jackson	Pass	FSU





## LONG PLAYS

## 25-YARD PLUS PLAYS

Yds	Player(s)	Type	Opp
78	Samuel from Jackson	Pass	CLE
75*	Ja. Smith from Jackson	Pass	UNC
74	Mal. Williams	Rush	UNC
72*	Ja. Smith from Jackson	Pass	SYR
69	Davis from Jackson	Pass	KSU
68*	Jackson	Rush	VA
65	Dawkins from Jackson	Pass	NCST
64*	Bonnafon	Rush	BC
61*	Sta. Thomas	INT	PUR
57	Reed from Jackson	Pass	MSU
56*	Mal. Williams	Rush	SYR
55*	Jackson	Rush	WF
54	Mal. Williams	Rush	SYR
51	Jackson	Rush	FSU
48	Fitzpatrick from Jackson	Pass	BC
46*	Mal. Williams	Rush	SYR
45	Dee Smith	INT	VA
44	Dae Williams	Rush	UK
43*	Jackson	Rush	SYR
43*	Jackson	Rush	UNC
43	Dawkins	KR	PUR
41	Jackson	Rush	WF
41*	Jackson	Rush	BC
40	K. Pass	INT	SYR
40*	Fitzpatrick from Jackson	Pass	BC
39	Fitzpatrick from Jackson	Pass	PUR
37*	Washington	INT	KSU
36*	Ja. Smith from Jackson	Pass	CLE
35	Samuel from Jackson	Pass	VA
35	Samuel	KR	NCST
34	Jackson	Rush	UK
34*	Bonnafon from Jackson	Pass	SYR
34	Ja. Smith from Jackson	Pass	BC
34	Jawon Pass	Rush	MSU
33*	Bonnafon	Rush	SYR
33*	Mal. Williams	Rush	KSU
33	Bonnafon	PR	PUR
32*	Dawkins from Jackson	Pass	KSU
31	J. Johnson from Jackson	Pass	KSU
31	Dawkins	KR	CLE
30	Jackson	Rush	CLE
30	Fitzpatrick from Jackson	Pass	CLE
30*	Fitzpatrick from Jackson	Pass	UNC
30	Jackson	Rush	MSU
29*	Fitzpatrick from Jackson	Pass	UK
29*	Fitzpatrick from J. Pass	Pass	SYR
29	Jackson	Rush	SYR
29	Ja. Smith from Jackson	Pass	VA
29	Ja. Smith from Jackson	Pass	BC
29	Ja. Smith from Jackson	Pass	PUR
28	Bonnafon	PR	VA
28	Mal. Williams from Jackson	Pass	KSU
27	Bonnafon from Jackson	Pass	UK
27	Fitzpatrick from Jackson	Pass	NCST
26	Samuel from Jackson	Pass	WF
26	Dawkins from Jackson	Pass	NCST
26*	Dawkins from Jackson	Pass	FSU
25	Samuel	KR	VA
25*	Dae Williams	Rush	FSU
25	Standberry from Jackson	Pass	FSU

## LONG PLAYS BY THE NUMBERS

Long Plays By The Yards	No.	TD
100+	0	0
90-99	0	0
80-89	0	0
70-79	4	2
60-69	5	3
50-59	5	2
40-49	11	5
30-39	19	7
20-29	65	12

Long Plays By The Type	No.	TD
Rushing	32	13
Passing	57	16
Punt returns	3	0
Kick returns	11	0
Interceptions	6	2
Fumble returns	0	0
TOTAL	109	31

## 25-YARD PLUS BY PLAYER

Player	No.	TD	R	P	KR	PR	IR	FR
Jackson, Lam.	17	7	17	0	0	0	0	0
Dawkins, Set.	16	3	0	10	6	0	0	0
Smith, Jay.	14	5	0	14	0	0	0	0
Samuel, Tra.	12	0	0	7	5	0	0	0
Fitzpatrick, De	11	5	0	11	0	0	0	0
Bonnafon, Reg.	8	3	2	4	0	2	0	0
Williams, Mal.	7	3	6	1	0	0	0	0
Washington, Tru	3	1	0	0	0	0	3	0
Standberry, Ch.	3	1	0	3	0	0	0	0
Williams, Dae	3	1	3	0	0	0	0	0
Pass, Jaw.	2	0	2	0	0	0	0	0
Crum, Mic.	2	0	0	2	0	0	0	0
Thomas, Sta.	1	1	0	0	0	0	1	0
Averett, Kem.	1	1	0	1	0	0	0	0
Davis, Jor.	1	0	0	1	0	0	0	0
Little, Tob.	1	0	0	1	0	0	0	0
Yeast, Rus.	1	0	0	0	0	1	0	0
Wilson, Col.	1	0	1	0	0	0	0	0
Smith, Trey	1	0	1	0	0	0	0	0
Johnson, Jos.	1	0	0	1	0	0	0	0
Pass, Kha.	1	0	0	0	0	0	1	0
Reed, Cor.	1	0	0	1	0	0	0	0
Smith, Dee	1	0	0	0	0	0	1	0
TOTAL	109	31	32	57	11	3	6	0

## LONGEST PLAYS OF THE YEAR

## Rushing

74 Malik Williams vs. North Carolina (9/9/17)

## Rushing Touchdown

68 Lamar Jackson vs. Virginia (11/11/17)

## Passing

78 Traveon Samuel from Lamar Jackson vs. Clemson (9/16/17)

## Passing Touchdown

75 Jaylen Smith from Lamar Jackson vs. North Carolina (9/9/17)

## Punt Return

33 Reggie Bonnafon vs. Purdue (9/2/17)

## Kick Return

43 Seth Dawkins vs. Purdue (9/2/17)

## Interception Return

61 Stacy Thomas vs. Purdue (9/2/17)

## Fumble Return

4 C.J. Avery vs. Kent State (9/23/17)

## Punt

58 Mason King (2x) MR vs. Syracuse (11/18/17)

## Field Goal

48 Blanton Creque vs. NC State (10/5/17)



## SUPERLATIVES

## LOUISVILLE INDIVIDUAL GAME HIGHS

Rushes	27	Lamar Jackson at Wake Forest
Yards Rushing	180 (2x)	MR: Malik Williams vs. Syracuse
TD Rushes	3 (3x)	MR: Lamar Jackson at Wake Forest
Long Rush	74	Malik Williams at North Carolina
Pass attempts	47	Lamar Jackson at NC State
Pass completions	30	Lamar Jackson vs. Purdue
Yards Passing	393	Lamar Jackson at North Carolina
TD Passes	3 (4x)	MR: Lamar Jackson vs. Virginia
Long Pass	78	Lamar Jackson vs. Clemson
Receptions	10	Dez Fitzpatrick at NC State
Yards Receiving	183	Jaylen Smith at North Carolina
TD Receptions	2 (3x)	MR: Jaylen Smith vs. Virginia
Long Reception	78	Traveon Samuel vs. Clemson
Field Goals	3 (2x)	MR: Blanton Creque at Kentucky
Long Field Goal	48	Blanton Creque at NC State
Punts	8	Mason King vs. Clemson
Punting Avg	51.7	Mason King vs. Syracuse
Long Punt	58 (2x)	MR: Mason King vs. Syracuse
Punts inside 20	2	Mason King at Florida State
Long Punt Return	33	Reggie Bonnafon vs. Purdue
Long Kickoff Return	43	Seth Dawkins vs. Purdue
Tackles	14	Dorian Etheridge vs. Boston College
Sacks	3.0	James Hearn vs. Virginia
Tackles For Loss	3.5	Stacy Thomas at Wake Forest
Interceptions	2	Trumaine Washington at Florida State

## LOUISVILLE TEAM HIGHS

Rushes	46	at Murray State
Yards Rushing	411	vs. Syracuse
Yards Per Rush	9.8	vs. Syracuse
TD Rushes	5	vs. Syracuse
Pass attempts	48	vs NC State
Pass completions	32	vs Murray State
Yards Passing	393	at North Carolina
Yards Per Pass	12.5	vs. Kent State
TD Passes	4	vs Murray State
Total Plays	91	vs Murray State
Total Offense	727	vs. Syracuse
Yards Per Play	10.1	vs. Syracuse
Points	56	vs. Syracuse
Sacks By	4 (3x)	MR: vs. Virginia
First Downs	38	vs Murray State
Penalties	16	vs. Purdue
Penalty Yards	110	vs. Purdue
Turnovers	4	vs. Kent State
Interceptions By	4	vs. Syracuse
Punts	8	vs. Clemson
Punting Avg	51.7	vs. Syracuse
Long Punt	58 (2x)	MR: vs. Syracuse
Punts inside 20	2	at Florida State
Long Punt Return	33	vs. Purdue

## LOUISVILLE LONGEST PLAYS

Rushing	74	Malik Williams vs. North Carolina
Passing	78	Lamar Jackson vs. Clemson
Field Goal	48	Blanton Creque vs. NC State
Punt	58	Mason King vs. Clemson
Punt Return	33	Reggie Bonnafon vs. Purdue
Kickoff Return	43	Seth Dawkins vs. Purdue
Interception Return	61*	Stacy Thomas vs. Purdue
Fumble Return	4	C.J. Avery vs. Kent State

## OPPONENT INDIVIDUAL GAME HIGHS

Rushes	39	AJ Dillon, Boston College
Yards Rushing	272	AJ Dillon, Boston College
TD Rushes	4	AJ Dillon, Boston College
Long Rush	81	Travis Etienne, Clemson
Pass attempts	36	Kurt Benkert, Virginia
Pass completions	28	John Wolford, Wake Forest
Yards Passing	461	John Wolford, Wake Forest
TD Passes	5	John Wolford, Wake Forest
Long Pass	79 (2x)	MR: Ryan Finley, NC State
Receptions	10	Greg Dortch, Wake Forest
Yards Receiving	167	Greg Dortch, Wake Forest
TD Receptions	4	Greg Dortch, Wake Forest
Long Reception	79 (2x)	MR: Kelvin Harmon, NC State
Field Goals	2	Greg Huegel, Clemson
Long Field Goal	51	Cole Murphy, Syracuse
Punts	9	Landon Stratton, Murray State
Punting Avg	53.5	Tom Sheldon, North Carolina
Long Punt	66	Tom Sheldon, North Carolina
Punts inside 20	3 (6x)	MR: Sterling Hofrichter, Syracuse
Long Punt Return	32	Michael Walker, Boston College
Long Kickoff Return	94	Anthony Ratliff, North Carolina
Tackles	12	Parris Bennett, Syracuse
Sacks	2.5	Justin Strnad, Wake Forest
Tackles For Loss	3.0	Jalen Dalton, North Carolina
Interceptions	2	Demetrius Monday, Kent State

## OPPONENT TEAM HIGHS

Rushes	39	Boston College
Yards Rushing	364	Boston College
Yards Per Rush	6.2	Clemson
TD Rushes	5	Boston College
Pass attempts	57	Purdue
Pass completions	33	Purdue
Yards Passing	461	Wake Forest
Yards Per Pass	13.6	Wake Forest
TD Passes	5	Wake Forest
Total Plays	87	Boston College
Total Offense	625	Wake Forest
Yards Per Play	8.6	Wake Forest
Points	47	Clemson
Sacks By	7	Wake Forest
First Downs	27	Boston College
Penalties	8	Virginia
Penalty Yards	86	Kentucky
Turnovers	4 (2x)	MR: Syracuse
Interceptions By	2	Kent State
Punts	9	Murray State
Punting Avg	53.5	North Carolina
Long Punt	66	North Carolina
Punts inside 20	3 (6x)	MR: Syracuse
Long Punt Return	32	Boston College

## OPPONENT LONGEST PLAYS

Rushing	81 *	Travis Etienne, Clemson
Passing	79 (2x)	MR: Ryan Finley, NC State
Field Goal	51	Cole Murphy, Syracuse
Punt	66	Tom Sheldon, North Carolina
Punt Return	32	Michael Walker, Boston College
Kickoff Return	94	Anthony Ratliff, North Carolina
Interception Return	44 *	Dorian O'Daniel, Clemson
Fumble Return	34	Matthew Thomas, Florida State



## PARTICIPATION REPORT

	Name	GP/GS	PU	UNC	CLE	KEN	MUR	NCST	BC	FSU	WF	VA	SYR	UK
10	Alexander, Jai.	6/5	START	...	...	...	...	XXX	START	...	...	START	START	START
1A	Averett, Kem.	9/1	...	...	...	XXX	XXX	XXX	XXX	XXX	XXX	START	XXX	XXX
9A	Avery, C.J.	12/1	XXX	XXX	XXX	START	XXX	XXX	XXX	XXX	XXX	XXX	XXX	XXX
88	Bagley, Jav.	6/-	...	...	...	XXX	XXX	...	XXX	XXX	XXX	...	XXX	...
14	Bailey, Dre.	10/4	START	START	XXX	...	...	XXX	XXX	XXX	XXX	START	XXX	START
73	Becton, Mek.	11/9	START	START	START	START	START	START	START	START	START	...	XXX	XXX
75	Bell, Rob.	12/12	START	START	START	START	START	START	START	START	START	START	START	START
66	Bentley, Col.	6/3	...	...	...	...	XXX	...	XXX	...	XXX	START	START	START
7	Bonnafon, Reg.	12/8	START	START	XXX	START	START	START	START	START	START	XXX	XXX	XXX
68	Burns, Dan.	2/-	...	...	...	...	XXX	...	...	...	...	...	XXX	...
53	Caban, Amo.	9/-	...	XXX	...	XXX	XXX	XXX	...	XXX	XXX	XXX	XXX	XXX
24	Cannon, Zyk.	12/11	START	START	START	START	START	START	XXX	START	START	START	START	START
61	Chandler, Cal.	2/-	...	...	...	XXX	XXX	...	...	...	...	...	...	...
74	Christian, Ger.	12/12	START	START	START	START	START	START	START	START	START	START	START	START
45	Creque, Bla.	12/-	XXX	XXX	XXX	XXX	XXX	XXX	XXX	XXX	XXX	XXX	XXX	XXX
83	Crum, Mic.	8/3	XXX	XXX	XXX	...	XXX	START	START	START	XXX	...	...	...
85	Davis, Jor.	11/3	XXX	START	XXX	START	START	...	XXX	XXX	XXX	XXX	XXX	XXX
5	Dawkins, Set.	11/9	START	START	START	START	START	START	...	XXX	XXX	START	START	START
62	Dorsey, Der.	10/-	XXX	XXX	XXX	XXX	XXX	XXX	XXX	...	XXX	...	XXX	XXX
3F	Duane, Jack	2/-	...	...	...	...	XXX	...	...	...	...	...	XXX	...
17	Etheridge, Dor.	12/12	START	START	START	START	START	START	START	START	START	START	START	START
96	Famurewa, Hen.	12/3	XXX	XXX	XXX	START	START	XXX	START	XXX	XXX	XXX	XXX	XXX
87	Fitzpatrick, De	12/7	XXX	XXX	XXX	START	START	START	START	START	START	XXX	XXX	START
39	Floyd, Ant.	2/-	...	...	...	...	XXX	...	...	...	...	...	XXX	...
77	Foy, Lin.	5/-	XXX	...	...	XXX	XXX	...	...	...	...	XXX	XXX	...
58	Greenard, Jon.	12/4	XXX	XXX	XXX	XXX	XXX	XXX	START	START	START	START	XXX	XXX
52	Hall, Mit.	12/-	XXX	XXX	XXX	XXX	XXX	XXX	XXX	XXX	XXX	XXX	XXX	XXX
60	Haycraft, Tyl.	9/-	...	...	XXX	XXX	XXX	XXX	XXX	XXX	XXX	XXX	XXX	...
99	Hearns, Jam.	12/9	START	START	START	START	START	START	XXX	XXX	XXX	START	START	START
21	Iakopo, Lon.	11/1	XXX	XXX	XXX	START	XXX	XXX	XXX	XXX	XXX	...	XXX	XXX
8	Jackson, Lam.	12/12	START	START	START	START	START	START	START	START	START	START	START	START
47	Johnson, Aus.	2/-	...	...	...	...	XXX	...	XXX	...	...	...	...	...
84	Johnson, Jos.	9/-	...	XXX	...	XXX	XXX	...	XXX	XXX	XXX	XXX	XXX	XXX
28	King, Mas.	12/-	XXX	XXX	XXX	XXX	XXX	XXX	XXX	XXX	XXX	XXX	XXX	XXX
49	Little, Tob.	8/-	...	...	...	XXX	XXX	...	XXX	XXX	XXX	XXX	XXX	XXX
3D	Lococo, Vin.	1/-	...	...	...	...	XXX	...	...	...	...	...	...	...
46	Lowery, Bre.	1/-	...	...	...	...	XXX	...	...	...	...	...	...	...
78	Martin, Max	2/-	...	...	...	...	XXX	...	...	...	...	...	XXX	...
93	McCrae, Gar.	7/-	...	...	...	...	XXX	...	XXX	XXX	XXX	XXX	XXX	XXX
72	McNeil, Luk.	12/12	START	START	START	START	START	START	START	START	START	START	START	START
36	O'Hara, Eva.	2/-	...	...	...	...	...	...	...	...	...	...	XXX	XXX
4A	Pass, Jaw.	6/-	...	...	...	XXX	XXX	...	...	...	XXX	XXX	XXX	XXX
30	Pass, Kha.	12/5	START	START	START	XXX	START	START	XXX	XXX	XXX	XXX	XXX	XXX
98	Peterson, Tab.	12/-	XXX	XXX	XXX	XXX	XXX	XXX	XXX	XXX	XXX	XXX	XXX	XXX
4B	Polston, Tyl.	5/-	XXX	XXX	...	...	XXX	...	XXX	...	...	...	XXX	...
2	Reed, Cor.	12/-	XXX	XXX	XXX	XXX	XXX	XXX	XXX	XXX	XXX	XXX	XXX	XXX
90	Richardson, De.	12/11	START	START	START	START	START	START	XXX	START	START	START	START	START
94	Robinson, G.G.	12/6	XXX	XXX	START	XXX	XXX	START	START	START	START	XXX	START	XXX
70	Roundtree, Tor.	5/-	XXX	...	...	XXX	XXX	...	...	...	...	...	XXX	XXX
1	Samuel, Tra.	12/6	START	XXX	START	XXX	XXX	XXX	START	XXX	START	XXX	START	START
63	Scheler, Nat.	5/-	...	XXX	...	XXX	XXX	...	...	...	...	...	XXX	XXX
43	Smith, Dami.	10/-	XXX	...	XXX	XXX	...	XXX	XXX	XXX	XXX	XXX	XXX	XXX
11	Smith, Dee	11/4	XXX	XXX	XXX	XXX	XXX	XXX	START	START	...	XXX	START	START
9	Smith, Jay.	9/9	START	START	START	...	...	...	START	START	START	START	START	START
34	Smith, Jer.	1/-	XXX	...	...	...	...	...	...	...	...	...	...	...
4	Smith, TreS.	12/3	XXX	XXX	XXX	XXX	XXX	XXX	START	XXX	START	START	XXX	XXX
12	Smith, Trey	10/-	XXX	XXX	XXX	XXX	XXX	...	XXX	XXX	XXX	...	XXX	XXX
81	Spence, Emo.	2/-	...	...	...	XXX	XXX	...	...	...	...	...	...	...
80	Standberry, Ch.	12/9	START	START	START	START	START	START	XXX	START	XXX	START	START	XXX
31	Staples, Mal.	6/-	...	...	...	...	XXX	...	...	XXX	XXX	XXX	XXX	XXX
42	Stewart, Isa.	11/2	XXX	XXX	XXX	XXX	XXX	XXX	START	START	XXX	XXX	...	XXX
23	Strange, Lyn	3/-	...	...	...	...	XXX	XXX	...	...	...	...	XXX	...
3	Sturghill, Cor.	4/-	...	XXX	XXX	XXX	...	...	...	XXX	...	...	...	...
26	Taylor-Yamonoha	1/-	...	...	...	...	XXX	...	...	...	...	...	...	...
79	Thomas, Ken.	12/12	START	START	START	START	START	START	START	START	START	START	START	START
35	Thomas, Lam.	12/-	XXX	XXX	XXX	XXX	XXX	XXX	XXX	XXX	XXX	XXX	XXX	XXX
32	Thomas, Sta.	9/9	START	START	START	...	START	START	...	...	START	START	START	START
59	Tillman, Cal.	3/-	...	...	...	...	XXX	XXX	XXX	...	...	...	...	...
2A	Trotter, Har.	8/-	...	...	XXX	XXX	XXX	...	XXX	...	XXX	XXX	XXX	XXX
20	Walker, Ron.	12/2	XXX	START	START	XXX	XXX	XXX	XXX	XXX	XXX	XXX	XXX	XXX
15	Washington, Tru	12/11	START	START	START	START	START	START	XXX	START	START	START	START	START
22	Williams, Chu.	12/12	START	START	START	START	START	START	START	START	START	START	START	START
25	Williams, Dae	5/-	...	...	...	...	...	...	...	XXX	XXX	XXX	XXX	XXX
29	Williams, Mal.	10/5	XXX	XXX	START	XXX	XXX	XXX	...	...	START	START	START	START
33	Wilson, Col.	3/-	...	...	XXX	XXX	XXX	...	...	...	...	...	...	...
6	Yeast, Rus.	11/6	XXX	XXX	XXX	START	START	START	START	START	START	XXX	XXX	...
91	Young, Tre.	12/11	START	START	START	START	START	START	START	START	START	XXX	START	START





## THE LAST TIME

<b>Rushing</b>		
25+ rushing attempts	27, Lamar Jackson at Wake Forest (10/28/17)	
30+ rushing attempts	31, Lamar Jackson vs. Clemson (10/1/16)	
40+ rushing attempts	40, Nathan Poole at Wichita State (11/4/78)	
100+ yards rushing	156, Lamar Jackson vs. Kentucky (11/25/17)	
150+ yards rushing	156, Lamar Jackson vs. Kentucky (11/25/17)	
200+ yards rushing	226, Lamar Jackson vs. Texas A&M (12/30/15)	
Two 100-yard rushers	M. Williams (180), L. Jackson (111) vs. Syracuse (11/18/17)	
Consec. 100-yard games	6, Lamar Jackson (BC, Florida St., Wake Forest, Virginia, Syracuse, Kentucky '17)	
Consec. 150-yard games	3, Lamar Jackson (Boston College, Florida State, Wake Forest '17)	
Consec. 200-yard games	2, Bilal Powell (Memphis, Cincinnati, 2010)	
50-yard+ run	56, Malik Williams vs. Syracuse (11/18/17)	
70-yard+ run	74, Malik Williams at North Carolina (9/9/17)	
80-yard+ run	80, Jeremy Smith vs. Duke (10/14/16)	
90-yard+ run	91, Howard Stevens vs. S. Illinois (11/13/71)	
30-yard+ run by a QB	34, Lamar Jackson at Kentucky (11/25/17)	
3 rushing TDs	3, Lamar Jackson at Wake Forest (10/28/17)	
4 rushing TDs	4, Lamar Jackson vs. Florida State (9/17/16)	
5+ rushing TDs	5, Eric Shelton vs. East Carolina (10/2/04)	
<b>Passing</b>		
30+ attempts	44, Lamar Jackson at Wake Forest (10/28/17)	
40+ attempts	44, Lamar Jackson at Wake Forest (10/28/17)	
50+ attempts	53, Teddy Bridgewater vs. Connecticut (11/24/12)	
20+ completions	27, Lamar Jackson at Wake Forest (10/28/17)	
25+ completions	27, Lamar Jackson at Wake Forest (10/28/17)	
30+ completions	30, Lamar Jackson vs. Purdue (9/2/17)	
3 TD passes	3, Lamar Jackson vs. Virginia (11/11/17)	
4+ TD passes	4, Lamar Jackson at Boston College (11/5/16)	
300+ yards passing	330, Lamar Jackson at Wake Forest (10/28/17)	
400+ yards passing	417, Lamar Jackson at Marshall (9/24/16)	
Consec. 250-yard+ gms	4, L. Jackson (2017: vs. Purdue; N. Carolina; Clemson; NC State)	
Consec. 300-yard+ gms	3, L. Jackson vs. Purdue (9/2/17); N. Carolina (9/9/17), Clemson (9/16/17)	
50-yard+ completion	72, Lamar Jackson to Jaylen Smith vs. Syracuse (11/18/17)	
70-yard+ completion	72, Lamar Jackson to Jaylen Smith vs. Syracuse (11/18/17)	
80-yard+ completion	92, Adam Froman to Scott Long vs. So. Miss (10/10/09)	
90-yard+ completion	92, Adam Froman to Scott Long vs. So. Miss (10/10/09)	
<b>Receiving</b>		
10+ receptions	10, Dez Fitzpatrick at NC State (10/5/17)	
2 TD receptions	2, Jaylen Smith vs. Virginia (11/11/17)	
3+ TD receptions	3, James Quick vs. Florida State (10/17/15)	
100+ receiving yards	127, Dez Fitzpatrick vs. Boston College (10/14/17)	
125+ receiving yards	127, Dez Fitzpatrick vs. Boston College (10/14/17)	
150+ receiving yards	183, Jaylen Smith at N. Carolina (9/9/17)	
175+ receiving yards	183, Jaylen Smith at N. Carolina (9/9/17)	
200+ receiving yards	214, DeVante Parker vs. Florida State (10/30/14)	
Consec. 100-yard games	2, Dez Fitzpatrick (NC State, Boston College, 2017)	
3+ Consec. 100-yard games	DeVante Parker (NC State, FSU, BC, 2014)	
<b>Team</b>		
300+ yards rushing	346 at Kentucky (11/25/17)	
400+ yards rushing	411 vs. Syracuse (11/18/17)	
Less than 15 yards net rushing	-1 vs. Pittsburgh (11/21/15)	
Negative net rushing	-1 vs. Pittsburgh (11/21/15)	
400+ yards passing	417 at Marshall (9/24/16)	
500+ yards total offense	562 at Kentucky (11/25/17)	
600+ yards total offense	727 vs. Syracuse (11/18/17)	
Consec. games, 500+ total yds	2 (Syracuse, Kentucky, 2017)	
4 consec. games, 500+ total yds	6 (Texas A&M, Char., SU, FSU, MU, CU (2015-16))	
<200 yards total offense	171 vs. West Virginia (11/20/10)	
<100 yards total offense	13 vs. Arizona State (9/19/92)	
30+ first downs	32 at Kentucky (11/25/17)	
35+ first downs	38 vs. Murray State (9/30/17)	
<10 first downs	9 vs. West Virginia (11/20/10)	
40+ points	44 at Kentucky (11/25/17)	
50+ points	56 vs. Syracuse (11/18/17)	
60+ points	63 vs. Florida State (9/17/16)	
70+ points	70 vs. Charlotte (9/1/16)	
100+ yards in penalties	110 vs. Purdue (9/2/17)	
5+ fumbles lost	5 vs. Western Kentucky (11/12/88)	
Scored a Safety	vs. Syracuse (10/3/14)	
Scored Two Safeties	vs. Syracuse (10/3/14)	
Allowed a Safety	vs. LSU (12/31/16)	
Forced 5 or more Turnovers	5 at Clemson (10/1/16)	
Forced three or more fumbles	3 vs. Virginia (11/11/17)	
Intercepted three or more passes	4 vs. Syracuse (11/18/17)	
Committed four turnovers	4 vs. Kent State (9/23/17)	
Committed five turnovers	5 vs. West Virginia (11/22/08)	
Committed six turnovers	7 at USF (11/17/07)	
Recovered an on-side kick	1 vs. Pittsburgh (11/12/11)	
Shutout	72-0 vs. FIU (9/21/13)	
Shutout on road	62-0 at Temple (9/9/06)	
Shutout vs. Conference opponent	56-0 vs. Memphis (10/9/10)	
Shutout by, first half	vs. Auburn (9/5/15)	
Shutout by, second half	vs. Boston College (10/24/15)	
Shutout by, game	0-31 at Florida State (9/23/00)	
Overtime game	#23 Cincinnati, 31-24 (OT) (12/5/13)	
Come-from-behind win	N. Carolina, trailed 28-27 in 3rd quarter (9/9/17)	
True freshman started at QB	Lamar Jackson vs. Texas A&M (12/30/15)	
<b>The Last Time</b>		
6+ TDs responsible for	6, Lamar Jackson at North Carolina (9/9/17)	
4+ TDs scored	4, Lamar Jackson vs. Florida State (9/17/16)	
3 field goals	3, Blanton Creque at Kentucky (11/25/17)	
4+ field goals	4, Blanton Creque vs. NC State (10/22/16)	
7+ PATs	7, Blanton Creque vs. Murray State (9/30/17)	
8+ PATs	8, Blanton Creque at Marshall (9/24/16)	
9+ PATs	9, Evan O'Hara vs. Charlotte (9/1/16)	
50-yd+ FG	50 yards, John Wallace vs. Samford (9/26/15)	
15+ Tackles	15, Keith Kelsey vs. Houston (9/12/15)	
3+ tackles for loss	3.0, James Hearn vs. Syracuse (11/18/17)	
5+ tackles for loss	7, Elvis Dumervil at Kentucky (9/4/05)	
3+ sacks	3.0, James Hearn vs. Virginia (11/11/17)	
2 interceptions	2, Trumaine Washington at Florida State (10/21/17)	
3+ interceptions	3, Gerod Holliman at Boston College (11/8/14)	
TD on a INT return	37 yards, Trumaine Washington vs. Kent State (9/23/17)	
TD on a fumble return (def)	46 yards, Sheldon Rankins vs. BC (10/24/15)	
TD on a punt return	69 yards, Jaire Alexander vs. Florida State (9/17/16)	
2+ TD on punt return	3 vs. Cincinnati (11/27/04)	
TD on kickoff return	100 yards, Traveon Samuel vs. Clemson (9/17/15)	
TD on KO return to start game	100 yards, Adrian Bushell vs. UConn (11/19/11)	
2-point conversion	1 vs. Wake Forest (10/28/17)	
Blocked field goal	Drew Bailey vs. Purdue (9/2/17)	
TD on blocked field goal	82 yards, Andrew Johnson at WVU (11/5/11)	
Blocked punt	Devante Peete vs. Wake Forest (11/12/16)	
TD on blocked punt	Charles Gaines vs. Connecticut (11/8/13)	
Blocked extra point	vs. Clemson (9/16/17)	
Defensive extra point	Ray Buchanan vs. Ohio State (9/14/91)	
2+ blocked kicks, game	2 vs. Cincinnati (11/27/04)	
Largest deficit overcome	23 points vs. Tulane (9/5/87)	
Game-winning field goal	Blanton Creque vs. Florida State (10/21/17)	



## THE LAST TIME

## Opponents, Team

<10 yards net rushing	-14, Boston College (10/24/15)
<20 yards net rushing	19, Murray State (9/30/17)
<50 yards net rushing	17, North Carolina (9/9/17)
300+ yards rushing	364, Boston College (10/14/17)
350+ yards rushing	364, Boston College (10/14/17)
400+ yards rushing	407, New Mexico State (8/23/01)
500+ yards rushing	684, Murray State (10/8/32)
<100 yards passing	19, Murray State (9/30/17)
300+ yards passing	461, Wake Forest (10/28/17)
350+ yards passing	461, Wake Forest (10/28/17)
400+ yards total offense	625, Wake Forest (10/28/17)
500+ yards total offense	625, Wake Forest (10/28/17)
550+ yards total offense	625, Wake Forest (10/28/17)
<200 yards total offense	150, Kent State (9/23/17)
<150 yards total offense	80, Murray State (9/30/17)
<100 yards total offense	80, Murray State (9/30/17)
30+ first downs	30, Memphis (11/4/04)
<10 first downs	5, Murray State (9/30/17)
<5 first downs	4, Boston College (10/24/15)
40+ points	42, Wake Forest (10/28/17)
50+ points	63, Rutgers (12/4/08)
60+ points	63, Rutgers (12/4/08)
70+ points	105, Murray State (10/8/32)
100 yards in penalties	118, Charlotte (9/1/16)
Scored a Safety	LSU (12/31/16)
Blocked punt	Boston College (10/24/15)
Blocked extra point	NC State (10/5/17)
Blocked field goal	Wake Forest (10/30/15)
TD on interception return	Germaine Pratt, NC State (10/5/17)
TD on punt return	Adam Humphries, Clemson (10/11/14)
TD on kickoff return	Anthony Ratliff-Williams, North Carolina (9/9/17)
TD on fumble return	Matthe Thomas, Florida State (10/21/17)
TD on blocked punt	Elijah Robinson, Boston College (10/24/15)
TD on fumble recovery	Nyqwan Murray, Florida State (10/21/17)
2-point conversion	Virginia (10/29/16)

## Opponents, Individual

30+ rushing attempts	39, AJ Dillon, Boston College (10/14/17)
100+ yards rushing	211, Benny Snell, Kentucky (11/25/17)
150+ yards rushing	211, Benny Snell, Kentucky (11/25/17)
200+ yards rushing	211, Benny Snell, Kentucky (11/25/17)
250+ yards rushing	272, AJ Dillon, Boston College (10/14/17)
Two 100-yard rushers	P. White (200) & N. Devine (154), WVU (11/22/08)
60-yard+ run	75, AJ Dillon, Boston College (10/14/17)
70-yard+ run	75, AJ Dillon, Boston College (10/14/17)
80-yard+ run	81 yards, Travis Etienne, Clemson (9/16/17)
3+ rushing TDs	4, AJ Dillon, Boston College (10/14/17)

## Passing

40+ attempts	44, Greg Ward Jr., Houston (11/17/16)
50+ attempts	51, Eric Dungey, Syracuse (9/9/16)
20+ completions	28, John Wolford, Wake Forest (10/28/17)
25+ completions	28, John Wolford, Wake Forest (10/28/17)
30+ completions	35, Maxwell Smith, Kentucky (9/2/12)
<10 compl. (at least 15 att.)	8, Stephen Johnson, Kentucky (11/25/17)
3 TD passes	5, John Wolford, Wake Forest (10/28/17)
4+ TD passes	5, John Wolford, Wake Forest (10/28/17)
250+ yards passing	461, John Wolford, Wake Forest (10/28/17)
300+ yards passing	461, John Wolford, Wake Forest (10/28/17)
350+ yards passing	461, John Wolford, Wake Forest (10/28/17)

## Receiving

10+ receptions	10, Greg Dortch, Wake Forest (10/28/17)
100+ receiving yards	167, Greg Dortch, Wake Forest (10/28/17)
125+ receiving yards	167, Greg Dortch, Wake Forest (10/28/17)
150+ receiving yards	167, Greg Dortch, Wake Forest (10/28/17)
200+ receiving yards	201, T.Y. Hilton, FIU (9/9/11)
50-yard+ reception	52, Greg Dortch, Wake Forest (10/28/17)
60-yard+ reception	79, Jaylen Samuels, NC State (10/5/17)
70-yard+ reception	79, Jaylen Samuels, NC State (10/5/17)



## GAME RECAPS



<b>LOUISVILLE</b>	<b>35</b>
1-0, 0-0	
<b>PURDUE</b>	<b>28</b>
0-1, 0-0	

## Game 1 • Sept. 2 • Indianapolis, Ind. • Lucas Oil Stadium (37,394)

Lamar Jackson threw two touchdown passes and compiled 485 total yards Saturday, helping No. 16 Louisville escape with a 35-28 victory over Purdue.

The mistake-prone Cardinals snapped a three-game losing streak.

Jackson, of course, was the difference. He went 30 of 46 with 378 yards through the air while running 21 times for 107 yards. He also moved into the top five in school history on TD passes and yards rushing.

And when Louisville (1-0) needed the defending Heisman Trophy winner to be at his best in the fourth quarter, he didn't disappoint.

Jackson hooked up with Dez Fitzpatrick on a 20-yard score with 9:01 remaining to give the Cardinals a 32-28 lead then drove them into field goal position on the ensuing possession to make it a seven-point game.

Purdue (0-1) couldn't rally in coach Jeff Brohm's debut, losing its eighth straight.

Louisville blew three scoring chances in the first half - losing two fumbles at the goal line and mismanaging the clock at the end of the half. The Boilermakers converted another fumble recovery in the third quarter into a touchdown and nearly forced a fourth fumble.

Louisville also was called for five false start penalties in the first 16 minutes, finished with nine and had another penalty for an illegal snap. Cornerback Jaire Alexander, an All-American hopeful, got hurt on an ill-advised return off of a blocked field goal, costing the Cardinals 19 yards on a play that nearly resulted in yet another turnover. Alexander did not return.

Purdue took advantage of the miscues by building a 14-10 halftime lead, extending it to 21-13 in the third quarter and then retaking the lead on Elijah Sindelar's 14-yard TD pass to Jackson Anthrop with 10:48 left.

But Jackson put it away by leading Louisville to back-to-back scores.

## POST-GAME NOTES

- The Cardinals are 7-1 in openers under head coach Bobby Petrino.
- Louisville is 257-25 when scoring 30 or more points in a game. Under Petrino, Louisville is 55-7 when reaching that mark.
- Louisville's defense finished the game with three interceptions. It is the most since the Cardinals tallied three against NC State in 2016.
- Louisville's offense logged 524 yards of offense, the program's 81st 500-yard game.
- Lamar Jackson had 481 yards of total offense, the sixth-highest output in a game in school history.
- Jackson threw for 378 yards, giving him 5,761 for his career. He moved into seventh on the school's career list, surpassing Ed Rubbert (1983-86).
- Jaylen Smith had a career-best eight catches for 117 yards. It is the second game of his career with at least 100 yards receiving.
- Blanton Creque connected on all three field goals in the victory, his fourth game with as many.
- Stacy Thomas accumulated six tackles in the victory. He also had a fumble recovery and returned his second career interception 61 yards for a touchdown.

## SCORING SUMMARY

	1	2	3	4	F
Louisville	7	3	15	10	35
Purdue	7	7	7	7	28

1st	PU	Anthrop 26-yd pass from Sindelar (Dellinger kick), 3-36, 0:27	UL 0, PU 7
1st	UL	Davis 3-yd pass from Jackson (Creque kick), 8-64, 3:44	UL 7, PU 7
2nd	UL	Creque 23-yd field goal, 10-72, 3:29	UL 10, PU 7
2nd	PU	Worship 8-yd pass from Blough (Evans kick), 11-78, 4:26	UL 10, PU 14
3rd	UL	Creque 32-yd field goal, 4-7, 1:05	UL 13, PU 14
3rd	PU	Hopkins 2-yd pass from Blough (Dellinger kick), 5-40, 1:50	UL 13, PU 21
3rd	UL	Bonnafon 10-yd run (Jackson rush failed), 10-75, 3:10	UL 19, PU 21
3rd	UL	Thomas 61-yd int. return (Jackson pass int.)	UL 25, PU 21
4th	PU	Anthrop 14-yd pass from Sindelar (Evans kick), 8-67, 3:16	UL 25, PU 28
4th	UL	Fitzpatrick 20-yd pass from Jackson (Creque kick), 6-75, 1:47	UL 32, PU 28
4th	UL	Creque 30-yd field goal, 9-46, 3:16	UL 35, PU 28

## TEAM STATISTICS

	UL	PU
First Downs	27	25
Rushes-Yards	33-146	21-51
Passing Yards	378	293
Pass Comp-Att-Int	30-46-0	33-57-3
Total Offense	524	344
Fumbles-Lost	3-3	2-1
Penalties-Yards	16-110	6-69
Punts-Yards (Avg./Net)	4-159 (39.8/37.5)	5-243 (48.6/40.8)
Kickoffs-Yards (Avg./Net)	8-504 (63.0/49.9)	5-323 (64.6/37.2)
Kickoff Returns (No.-Yds.-TD)	2-62-0	6-80-0
Punt Returns (No.-Yds.-TD)	3-39-0	2-9-0
Interceptions (No.-Yds.-TD)	3-61-1	0-0-0
Fumble Returns (No.-Yds.-TD)	0-0-0	2-51-0
Time of Possession	31:51	28:09
Third-Down Conversions	7-16	5-14
Fourth-Down Conversions	0-0	2-3
Red-Zone Scores-Chances	6-8	3-3
Sacks By (No.-Yds.)	4-15	0-0
Field Goals	3-3	0-1
Points Off Turnovers	6	7

## INDIVIDUAL STATISTICS

	UL	PU
Rushing:	Jackson, 21-107-0	Fuller, 8-29-0
Passing:	Jackson, 30-46-0, 378 yds 2 TD	Blough, 18-26-2, 175yd, 2 TD
Receiving:	Jay. Smith, 8-117 yds, 0 TD	Anthrop, 7-82, 2 TD
Tackles:	Cannon, 9 (7-2)	Bentley, 10 (7-3)
Tackles for loss:	Greenard, 1.5-8yds	Okonye, 1.0-1yd
Sacks:	Young, 1.5-1yd	None
Interceptions:	Sta. Thomas, 1-61, 1 TD	None
Fumble Recoveries:	Sta. Thomas, 1-0, 0 TD	Ezechukwu, 1-32, 0 TD
Forced Fumbles:	Peterson, 1	Bentley, 2





## GAME RECAPS



LOUISVILLE

47

2-0, 1-0



NORTH CAROLINA

35

0-2, 0-1

## Game 2 • Sept. 9 • Chapel Hill, N.C. • Kenan Stadium (47,000)

Lamar Jackson shrugged off preseason questions about his chances of becoming only the second two-time Heisman Trophy winner, saying it wasn't a focus when he won it last year, nor would it be this fall.

That approach is working just fine, too.

Jackson accounted for 525 total yards and six touchdowns to help No. 17 Louisville pull away late and beat North Carolina 47-35 on Saturday, giving him more than 1,000 yards of total offense in two games.

"Last night I thought about that, like, 'Wow, this man here is special,'" said receiver Dez Fitzpatrick, who had two TD catches from Jackson. "He can do it all. He can throw, he can run, his football IQ is off the charts — everything. Really, just a once-in-a-lifetime type of quarterback."

The junior threw for 393 yards and three scores while also running for 132 yards and three TDs. The last came on a spinning-through-tacklers 11-yard run with 3:06 left to punctuate a dominant fourth-quarter effort by the Cardinals (2-0, 1-0 Atlantic Coast Conference).

Jackson had 485 total yards in last week's win against Purdue, with 107 of those coming on the ground.

"When you're in a situation, in a 1-on-1 with him, in open space, he's going to win," UNC coach Larry Fedora said. "And there's times when you're in a 2-on-1 in open space he's going to win. There aren't a whole lot of guys that can do that."

Junior Jaylen Smith had nine catches for a career-high 183 yards and a score for Louisville, which rolled to 705 yards.

The Cardinals trailed 28-27 entering the final quarter, but went ahead on Jackson's 3-yard keeper with 13:50 left. Louisville's defense then came up with two fourth-down stops — one at its own 1-yard line — to end promising drives by the Tar Heels (0-2, 0-1).

## POST-GAME NOTES

- Louisville is 3-1 in league road openers since joining the ACC in 2014
- Louisville's 705 yards of total offense are the third most in school history and also the third-highest total allowed by North Carolina.
- Lamar Jackson and Malik Williams each surpassed 100-yards rushing, the first time the Cardinals achieved the feat since Wake Forest in 2016 (Lamar Jackson and Brandon Radcliff).
- Lamar Jackson's 525 yards of total offense are the eighth most in an ACC game in league history. He is the second player in FBS history to record at least 300 passing yards and 100 rushing yards in consecutive games.
- Jackson surpassed 1,000 yards of total offense with his performance against North Carolina. He has achieved the feat in consecutive seasons and is one of only two players in FBS history since 2000 to reach the 1,000-yard plateau.
- Jaylen Smith recorded his third career, second straight, 100-yard receiving game. He finished the contest with nine catches for 183 yards and one score.
- Malik Williams had career highs of 13 rushes and 149 yards, toting the ball an average of 11.5 yards per carry.

## SCORING SUMMARY

	1	2	3	4	F
Louisville	10	10	7	20	47
North Carolina	7	7	14	7	35

1st	UL	Creque 37-yd field goal, 8-45, 3:51	UL 3, NC 0
1st	NC	Fritts 1-yd pass from Surratt (Jones kick), 4-61, 1:52	UL 3, NC 7
1st	UL	Fitzpatrick 9-yd pass from Jackson (Creque kick), 11-75, 5:08	UL 10, NC 7
2nd	UL	Creque 19-yd field goal, 12-85, 5:20	UL 13, NC 7
2nd	NC	Fritts 5-yd pass from Surratt (Jones kick), 7-75, 2:26	UL 13, NC 14
2nd	UL	Jay. Smith 75-yd pass from Jackson (Creque kick), 1-75, 0:10	UL 20, NC 14
3rd	UL	Jackson 43-yd run (Creque kick), 5-79, 2:24	UL 27, NC 14
3rd	NC	Ratliff 94-yd kickoff return (Jones kick)	UL 27, NC 21
3rd	NC	Jackson 22-yd pass from Harris (Jones kick), 9-77, 3:42	UL 27, NC 28
4th	UL	Jackson 3-yd run (Jackson pass failed), 11-75, 4:51	UL 33, NC 28
4th	UL	Fitzpatrick 30-yd pass from Jackson (Creque kick), 5-70, 1:57	UL 40, NC 28
4th	UL	Jackson 11-yd run (Creque kick), 6-99, 3:35	UL 47, NC 28
4th	NC	Carter 1-yd run (Jones kick), 10-63, 2:27	UL 47, NC 35

## TEAM STATISTICS

	UL	NC
First Downs	35	20
Rushes-Yards	44-312	23-17
Passing Yards	393	3834
Pass Comp-Att-Int	25-39-0	29-38-0
Total Offense	705	401
Fumbles-Lost	0-0	2-0
Penalties-Yards	6-61	5-50
Punts-Yards (Avg./Net)	1-36 (36.0/36.0)	4-214 (53.5/51.5)
Kickoffs-Yards (Avg./Net)	9-515 (57.2/27.3)	5-316 (63.2/41.2)
Kickoff Returns (No.-Yds.-TD)	2-35-0	7-219-1
Punt Returns (No.-Yds.-TD)	1-8-0	0-0-0
Interceptions (No.-Yds.-TD)	0-0-0	0-0-0
Fumble Returns (No.-Yds.-TD)	0-0-0	0-0-0
Time of Possession	35:56	24:04
Third-Down Conversions	9-15	3-10
Fourth-Down Conversions	1-3	1-3
Red-Zone Scores-Chances	5-5	3-4
Sacks By (No.-Yds.)	2-25	2-7
Field Goals	2-2	0-0
Points Off Turnovers	0	0

## INDIVIDUAL STATISTICS

	UL	NC
<b>Rushing:</b>	Mal. Williams, 13-149-0	J. Brown, 6-23-0
<b>Passing:</b>	Jackson, 25-39-0, 393 yds, 3 TD	Surratt, 12-14, 168 yds, 2 TD
<b>Receiving:</b>	Jay. Smith, 9-183 yds, 1 TD	Proehl, 8-120 yds, 0 TD
<b>Tackles:</b>	Etheridge, 8 (4-4)	A. Smith, 11 (8-3)
<b>Tackles for loss:</b>	Greenard, 3.0-25 yds	Dalton, 3.0-11 yds
<b>Sacks:</b>	Greenard, 1.0-21 yds	Dalton, 1.0-5 yds
<b>Interceptions:</b>	None	None
<b>Fumble Recoveries:</b>	None	None
<b>Forced Fumbles:</b>	Greenard, Chu. Williams, 1	None



## GAME RECAPS



LOUISVILLE 21

2-1, 1-1



CLEMSON 47

3-0, 1-0

Game 3 • Sept. 16 • Louisville, Ky. • Papa John's Cardinal Stadium (55,588)

Louisville quarterback Lamar Jackson accounted for 381 yards of total offense and three touchdowns, but the No. 14 Cardinals fell 47-21 at home to third-ranked Clemson in a Saturday night Atlantic Coast Conference showdown.

Jackson passed for 317 yards and three TDs, but most of that came with things already in hand for Clemson (3-0, 1-0 ACC). The Tigers' Dorian O'Donnell returned an interception 44 yards for a TD and a 26-7 third-quarter lead, and they sacked Jackson five times. Kelly Bryant had TD runs of 8 and 1 yards sandwiched around a 79-yard scoring pass to wide-open Ray-Ray McCloud in the second quarter.

Jackson had TD passes of 11 yards to Charles Standberry, 36 yards to Jaylen Smith and 8 to Dez Fitzpatrick. But the junior struggled to throw and run all night for Louisville (2-1, 1-1 ACC). The Cardinals were outgained 613-433, even with a 14-point fourth quarter.

## POST-GAME NOTES

- Louisville is 2-2 in league home openers since joining the ACC in 2014.
- Louisville is 90-31 at Papa John's Cardinal Stadium.
- The loss snapped the Cardinals' seven-game winning streak in the month of September.
- Louisville finished the game 2 for 3 on 4th-down conversions.
- Lamar Jackson climbed to the top of the ACC record book for career rushing yards by a quarterback, boosting his career total to 2,834. He passed Georgia Tech's Joshua Nesbitt, who previously held the mark with 2,806 yards.
- Trevon Young was credited with the blocked point-after attempt in the second quarter. It is the first PAT Louisville has blocked since Josh Minkins blocked one vs. Temple on Sept. 27, 2003.
- Traveon Samuel finished the game with two catches for 100 yards, the fourth game in school history a player reached 100-receiving yards with two or fewer catches.
- Stacy Thomas led the defense with 10 tackles. It is the third time he has had at least 10 tackles in Louisville's last five games and the fourth time in his career.

## SCORING SUMMARY

	1	2	3	4	F
Clemson	7	12	14	14	47
Louisville	7	0	0	14	21

1st	CU	Bryant 8-yd run (Huegel kick), 10-79, 3:55	CU 7, UL 0
1st	UL	Standberry 11-yd pass from Jackson (Creque kick), 6-95, 1:58	CU 7, UL 7
2nd	CU	Huegel 31-yd field goal, 8-41, 3:25	CU 10, UL 7
2nd	CU	McCloud 79-yd pass from Bryant (Huegel kick blocked), 4-90, 1:25	CU 16, UL 7
2nd	CU	Huegel 49-yd field goal, 11-49, 2:49	CU 19, UL 7
3rd	CU	O'Daniel 44-yd int. return (Huegel kick)	CU 26, UL 7
3rd	CU	Bryant 1-yd run (Huegel kick), 11-66, 5:14	CU 33, UL 7
4th	UL	Jay. Smith 36-yd pass from Jackson (Creque kick), 9-75, 3:31	CU 33, UL 14
4th	CU	Choice 39-yd run (Huegel kick), 4-79, 1:49	CU 40, UL 14
4th	UL	Fitzpatrick 8-yd pass from Jackson (Creque kick), 11-85, 4:19	CU 40, UL 21
4th	CU	Etienne 81-yd run (Huegel kick), 2-75, 1:24	CU 47, UL 21

## TEAM STATISTICS

	UL	CU
First Downs	21	25
Rushes-Yards	27-116	48-297
Passing Yards	317	316
Pass Comp-Att-Int	21-42-1	23-33-0
Total Offense	433	613
Fumbles-Lost	0-0	0-0
Penalties-Yards	4-35	4-30
Punts-Yards (Avg./Net)	8-350 (43.8/42.6)	4-207 (51.8/46.0)
Kickoffs-Yards (Avg./Net)	4-260 (65.0/45.0)	9-581 (64.6/41.8)
Kickoff Returns (No.-Yds.-TD)	5-105-0	2-30-0
Punt Returns (No.-Yds.-TD)	1-3-0	3-9-0
Interceptions (No.-Yds.-TD)	0-0-0	1-44-1
Fumble Returns (No.-Yds.-TD)	0-0-0	0-0-0
Time of Possession	24:28	35:32
Third-Down Conversions	5-16	9-17
Fourth-Down Conversions	2-3	1-1
Red-Zone Scores-Chances	2-3	3-3
Sacks By (No.-Yds.)	4-35	5-23
Field Goals	0-0	2-3
Points Off Turnovers	0	7

## INDIVIDUAL STATISTICS

	UL	CU
<b>Rushing:</b>	Jackson, 17-64-0	Etienne, 6-98-1
<b>Passing:</b>	Jackson, 21-42-1, 317 yds, 3 TD	Bryant, 22-32-0, 316 yds, 1 TD
<b>Receiving:</b>	Jay. Smith, 5-79 yds, 1 TD	McCloud, 7-115 yds, 1 TD
<b>Tackles:</b>	Thomas, 10 (5-5)	Simmons, 8 (6-2)
<b>Tackles for loss:</b>	Hearns, 2.0-12 yds	Wilkins, 1.0-9 yds
<b>Sacks:</b>	Hearns, 2.0-12 yds	Wilkins, 1.0-9 yds
<b>Interceptions:</b>	None	O'Daniel, 1-44 yds, 1 TD
<b>Fumble Recoveries:</b>	None	None
<b>Forced Fumbles:</b>	None	None



## GAME RECAPS



LOUISVILLE

42

3-1, 1-1



KENT STATE

3

1-3, 0-0

## Game 4 • Sept. 23 • Louisville, Ky. • Papa John's Cardinal Stadium (47,812)

Louisville got the easy bounce-back victory it expected and Lamar Jackson broke a school record to boot.

Jackson accounted for three touchdowns to set a Louisville record with 88 in his career and the No. 19 Cardinals routed Kent State 42-3 Saturday.

A week after his team was soundly beaten by Clemson, Cardinals coach Bobby Petrino was happy with the effort but disappointed by four turnovers.

"We basically came out and took care of business," Petrino said.

Despite missing Jaylen Smith, the team's top receiver, Jackson threw for 299 yards and two touchdowns on 18-of-22 passing. His 16-yard touchdown pass to Javonte Bagley in the third quarter ended the scoring and gave him a school record for total touchdowns, breaking Chris Redman's career mark.

Jackson, the Heisman Trophy winner, finished with 333 yards total offense and three scores in three quarters of action against a defense ranked No. 119 in the country.

"I'm trying to win all these games," he said. "I'm not worried about the Heisman."

He put the Cardinals in position to win quickly. On the first play of the game, he connected with tight end Jordan Davis on a 69-yard reception. Four plays later, on fourth-and-goal, Malik Williams' 3-yard run gave the Cardinals a 7-0 lead over the Golden Flashes (1-3) less than two minutes into the game.

Louisville racked up 188 yards of offense and used a Trumaine Washington 37-yard interception return to lead 21-0 after a quarter. About the only thing that could match the Cardinals 539-yard offensive performance was a squirrel that made its way on the field in the second quarter. The squirrel's dash across the goal line drew cheers from the crowd.

Louisville's defense held Kent State to just 150 yards and also forced three turnovers.

Kent State's Paul Haynes, who served as Louisville's secondary coach in 2002 and as Petrino's defensive coordinator at Arkansas, coached from the press box for the second straight week after returning from prostate cancer surgery.

## POST-GAME NOTES

- Louisville is 91-31 at Papa John's Cardinal Stadium.
- The Cardinals' totaled 14 tackles for loss, the most since achieving 15 versus Boston College on Oct. 24, 2015.
- Louisville averaged 9.5 yards per play, the most since a 10.4 yard average at Syracuse on Sept. 9, 2016. The performance against Kent State ranks as the 10th highest in school history.
- Kent State's 11 passing yards are fewest allowed by UofL since Western Kentucky had 10 yards in 1989. It's the fewest passing yards achieved by a major college opponent since Wichita State had eight yards in 1975.
- Lamar Jackson broke the UofL record for TD responsibility, accounting for his 88th career touchdown to pass the mark previously held by Chris Redman (87, 1996-99).
- Trumaine Washington logged his seventh career interception, returning it 37 yards in the first quarter for the score. It is the second pick-6 of his career.
- Malik Williams recorded his first career two-rushing touchdown game, finishing the contest with nine carries for 47 yards.

## SCORING SUMMARY

	1	2	3	4	F
Kent State	0	3	0	0	3
Louisville	21	7	14	0	42

1st	UL	Williams 3-yd run (Creque kick), 5-75, 1:59	KS 0, UL 7
1st	UL	Williams 33-yd run (Creque kick), 7-89, 3:36	KS 0, UL 14
1st	UL	Washington 37-yd int. return (Creque kick)	KS 0, UL 21
2nd	KS	Hynes 48-yd field goal, 4-5, 1:05	KS 3, UL 21
2nd	UL	Jackson 13-yd run (Creque kick), 8-75, 1:47	KS 3, UL 28
3rd	UL	Dawkins 32-yd pass from Jackson (Creque kick), 7-77, 3:20	KS 3, UL 35
3rd	UL	Bagley 15-yd pass from Jackson (Creque kick), 5-66, 1:43	KS 3, UL 42

## TEAM STATISTICS

	UL	KS
First Downs	23	11
Rushes-Yards	27-165	54-139
Passing Yards	374	11
Pass Comp-Att-Int	23-30-2	2-5-1
Total Offense	539	150
Fumbles-Lost	2-2	2-2
Penalties-Yards	4-30	5-45
Punts-Yards (Avg./Net)	1-45 (45.0/45.0)	8-369 (46.1/42.6)
Kickoffs-Yards (Avg./Net)	7-447 (63.9/43.3)	2-130 (65.0/40.0)
Kickoff Returns (No.-Yds.-TD)	0-0-0	3-44-0
Punt Returns (No.-Yds.-TD)	3-8-0	0-0-0
Interceptions (No.-Yds.-TD)	1-37-1	2-13-0
Fumble Returns (No.-Yds.-TD)	1-4-0	0-0-0
Time of Possession	23:18	36:42
Third-Down Conversions	4-10	5-15
Fourth-Down Conversions	1-2	0-0
Red-Zone Scores-Chances	3-3	0-0
Sacks By (No.-Yds.)	2-17	1-7
Field Goals	0-0	1-1
Points Off Turnovers	14	3

## INDIVIDUAL STATISTICS

	UL	KS
Rushing:	Williams, 9-47-2	Crum, 18-62-0
Passing:	Jackson, 18-22-2, 299 yds, 2 TD	Bollas, 2-4-1, 11 yds, 0 TD
Receiving:	Dawkins, 4-75 yds, 1 TD	Brumfield, 1-6 yds, 0 TD
Tackles:	Etheridge, 9 (4-5)	Jones, 9 (3-6)
Tackles for loss:	Greenard, 2.0-17 yds	Alexander, 1.5-8 yds
Sacks:	Greenard, 2.0-17 yds	Alexander, 1.0-7 yds
Interceptions:	Washington, 1-37 yds, 1 TD	Monday, 2-13 yds, 0 TD
Fumble Recovery:	Etheridge/Avery, 1 each	Foster/Hines, 1 each
Forced Fumbles:	K. Pass, 1	Parker/Hines, 1 each





## GAME RECAPS



LOUISVILLE

55

4-1, 1-1



MURRAY STATE

10

1-4, 0-1

## Game 5 • Sept. 30 • Louisville, Ky. • Papa John's Cardinal Stadium (47,826)

In a week full of outside distractions, No. 17 Louisville was focused on the field with overwhelming results.

Lamar Jackson had a short but productive day, throwing for 249 yards and three touchdowns in just over a half and the Cardinals (4-1) routed Murray State 55-10 on Saturday.

The reigning Heisman Trophy winner, who had just one play after halftime, added 100 yards rushing and a TD on seven carries. He's now just 13 yards short of becoming the seventh player in Atlantic Coast Conference history to reach 10,000 total career yards.

"He's a freak of nature, honestly," said redshirt freshman wide receiver Dez Fitzpatrick, who caught two of Jackson's touchdown passes. "He's something I've never seen before. I'm just blessed playing with him."

Jawon Pass stepped in after Jackson left, throwing for 115 yards and one touchdown and added another TD on the ground with 29 seconds left in the game. The two completed passes to 14 separate players as the Cardinals totaled 364 yards through the air. Louisville rolled up 312 yards on the ground.

The Cardinals led 35-3 at halftime as they held the Racers (1-4) to eight rushing yards in the first half. The Racers' only touchdown came after Pass fumbled the snap on the first play in the third quarter and defensive back Jason Johnson recovered and returned it 23 yards for the score.

At halftime, the Louisville men's basketball team received a more than 90-second standing ovation from the crowd of 47,826 at Papa John's Cardinal Stadium. The school announced David Padgett as the team's interim coach on Friday. The school has acknowledged its involvement in a federal investigation and placed head basketball coach Rick Pitino on unpaid administrative leave.

"It's been a hard week and heartbreaking for our university and our city," coach Bobby Petrino said. "But one of the things we wanted to do as a team was just really focus, stay together, hopefully play well and give some inspiration to the fans and the city of Louisville."

## POST-GAME NOTES

- It is the second time this season the Cardinals' offense totaled more than 600 yards (676 versus Murray State; 705 versus North Carolina).
- Louisville went 8 for 8 in the red zone, marking the Cardinals' best performance since going 8 for 8 against NC State on Oct. 22, 2016.
- UofL set a school record for margin of total offense, outgaining Murray State by 596 yards.
- Lamar Jackson broke the UofL record for points responsibility, accounting for his 554th to pass the mark previously held by Chris Redman (536, 1996-99).
- Jackson, who had 100 yards on the ground, set the Louisville record for most 100-yard rushing games, gaining 100 or more yards on the ground for the 16th time.
- Dez Fitzpatrick, who had two receiving scores in the game and now six for the season, is one shy of the UofL record for a freshman held by Arnold Jackson (1997) and Mario Urrueta (2005).
- Blanton Creque connected on two field goals – 37 yards and 44 yards – to push his streak to 12 consecutive.

## SCORING SUMMARY

	1	2	3	4	F
Murray State	3	0	7	0	10
Louisville	14	21	10	10	55

1st	UL	Jackson 2-yd run (Creque kick), 6:77, 2:20	MS 0, UL 7
1st	MS	Vicente 36-yd field goal, 12:63, 6:02	MS 3, UL 7
1st	UL	Fitzpatrick 9-yd pass from Jackson (Creque kick), 2:21, 0:30	MS 3, UL 14
2nd	UL	Fitzpatrick 9-yd pass from Jackson (Creque kick), 9:63, 2:58	MS 3, UL 21
2nd	UL	Standberry 8-yd pass from Jackson (Creque kick), 7:83, 2:17	MS 3, UL 28
2nd	UL	Bonnafoe 6-yd run (Creque kick), 9:79, 4:49	MS 3, UL 35
3rd	MS	Johnson 23-yd fumble recovery (Vicente kick)	MS 10, UL 35
3rd	UL	Creque 37-yd field goal, 9:55, 4:23	MS 10, UL 38
3rd	UL	Bagley 14-yd pass from J. Pass (Creque kick), 4:56, 1:43	MS 10, UL 45
4th	UL	Creque 44-yd field goal, 14:44, 5:59	MS 10, UL 48
4th	UL	J. Pass 2-yd run (Creque kick), 18:98, 8:07	MS 10, UL 55

## TEAM STATISTICS

	UL	MS
First Downs	38	5
Rushes-Yards	46-312	22-19
Passing Yards	364	61
Pass Comp-Att-Int	32-45-0	10-21-0
Total Offense	676	80
Fumbles-Lost	2-2	1-1
Penalties-Yards	7-69	4-59
Punts-Yards (Avg./Net)	1-45 (45.0/45.0)	9-421 (46.8/44.1)
Kickoffs-Yards (Avg./Net)	10-587 (58.7/41.5)	3-169 (56.3/39.7)
Kickoff Returns (No.-Yds.-TD)	2-25-0	6-97-0
Punt Returns (No.-Yds.-TD)	5-24-0	1-0-0
Interceptions (No.-Yds.-TD)	0-0-0	0-0-0
Fumble Returns (No.-Yds.-TD)	0-0-0	1-23-1
Time of Possession	37:51	22:09
Third-Down Conversions	7-13	2-12
Fourth-Down Conversions	2-3	0-0
Red-Zone Scores-Chances	8-8	1-1
Sacks By (No.-Yds.)	0-0	3-19
Field Goals	2-2	1-1
Points Off Turnovers	7	7

## INDIVIDUAL STATISTICS

	UL	MS
Rushing:	Jackson, 7-100-1	Newble, 4-11-0
Passing:	Jackson, 18-26-0, 249 yds, 3 TD	Newble, 9-17-0, 64 yds, 0 TD
Receiving:	Reed, 4-94 yds, 0 TD	Castille, 2-15, 0 TD
Tackles:	Young, 5 (5-0)	Wade, 11 (5-6)
Tackles for loss:	Greenard, 2.0-6 yds	Quinn, 1.0-7 yds
Sacks:	None	Quinn, 1.0-7 yds
Interceptions:	None	None
Fumble Recovery:	Lam. Thomas, 1-0	Jas. Johnson, 1-23, 1 TD
Forced Fumbles:	None	Sanford, 1



## GAME RECAPS



LOUISVILLE

25

4-2, 1-2

NC STATE

39

5-1, 3-0

## Game 6 • Oct. 5 • Raleigh, N.C. • Carter-Finley Stadium (56,107)

Nyheim Hines ran for two touchdowns and Ryan Finley threw for another to help No. 24 North Carolina State beat No. 17 Louisville 39-25 on Thursday night.

Hines ran for 102 yards and had a 48-yard kickoff return in the fourth quarter that helped set up a touchdown drive for the Wolfpack (5-1, 3-0 Atlantic Coast Conference).

Finley threw for 367 yards and a 48-yard score to Kelvin Harmon, part of N.C. State's 520 total yards on a night it never trailed against the Cardinals (4-2, 1-2).

Then there was the Wolfpack's defensive front, which kept the pressure on reigning Heisman Trophy winner Lamar Jackson.

"They don't want to be denied what they feel is theirs right now," Wolfpack coach Dave Doeren said. "There's no flinch in these guys, I can tell you that."

Jackson ran for his second touchdown to pull the Cardinals to 32-25 with 4:10 left, then got the ball back with a chance to tie it. But linebacker Germaine Pratt picked up a deflected pass and returned it 25 yards - blasting through an attempted tackle by Jackson near the goal line - for a clinching score with 2:52 left.

"We've got a lot of work to do," Cardinals coach Bobby Petrino said. "I'm not getting it done. I've got to do a better job with our coaches, do a better job with our players and get back on the right track."

## POST-GAME NOTES

- Louisville had 470 yards of total offense, marking the 16th time in the last 19 games achieving at least 400 yards.
- Lamar Jackson became the third player in Louisville history, seventh in ACC history, to reach 10,000 yards (10,414 currently) of total offense for his career. He is the first Louisville player, second in the ACC, to reach the plateau before their senior season.
- Jackson became the sixth player in FBS history to rush for 3,000 yards and pass for over 7,000 passing yards in a career. He has 3,041 rushing yards and 7,373 passing yards.
- Jackson's second rushing touchdown made him the ACC career record holder for rushing touchdowns by a quarterback with 39. At the school level, he is tied with Michael Bush (2003-06) for second on the career chart.
- Dez Fitzpatrick had career highs of 10 catches and 134 yards. His 10 receptions tie Ibrn Green's freshman record, first set against North Carolina on Nov. 9, 1996.
- Blanton Creque was 2 for 2 on field goals, including a career-long 48 in the third quarter. He moved into seventh on the school's career chart with 25. He passed Wilbur Summers, who made 24 from 1972-75.

## SCORING SUMMARY

	1	2	3	4	F
Louisville	0	10	3	12	25
NC State	0	17	7	15	39

2nd	ST	Harmon 48-yd pass from Finley (Wise kick), 5-59, 1:42	UL 0, ST 7
2nd	UL	Dawkins 23-yd pass from Jackson (Creque kick), 9-75, 4:20	UL 7, ST 7
2nd	ST	Wise 21-yd field goal, 6-87, 2:21	UL 7, ST 10
2nd	ST	Hines 11-yd run (Wise kick), 7-77, 1:36	UL 7, ST 17
2nd	UL	Creque 28-yd field goal, 11-68, 1:42	UL 10, ST 17
3rd	UL	Creque 48-yd field goal, 8-49, 3:59	UL 13, ST 17
3rd	ST	Hines 7-yd run (Wise kick), 9-78, 3:36	UL 13, ST 24
4th	UL	Jackson 4-yd run (Jackson pass failed), 9-62, 3:48	UL 19, ST 24
4th	ST	Gallaspy 3-yd run (Hines pass from Finley), 5-45, 2:22	UL 19, ST 32
4th	UL	Jackson 3-yd run (Creque kick blocked), 7-80, 2:04	UL 25, ST 32
4th	ST	Pratt 25-yd int return (Wise kick)	UL 25, ST 39

## TEAM STATISTICS

	UL	ST
First Downs	25	23
Rushes-Yards	29-116	39-153
Passing Yards	354	367
Pass Comp-Att-Int	26-48-1	20-32-0
Total Offense	470	520
Fumbles-Lost	0-0	2-1
Penalties-Yards	10-69	6-50
Punts-Yards (Avg./Net)	5-203 (40.6/40.0)	3-135 (45.0/38.3)
Kickoffs-Yards (Avg./Net)	5-281 (56.2/35.2)	7-416 (59.4/38.6)
Kickoff Returns (No.-Yds.-TD)	3-71-0	4-105-0
Punt Returns (No.-Yds.-TD)	0-0-0	2-3-0
Interceptions (No.-Yds.-TD)	0-0-0	1-25-1
Fumble Returns (No.-Yds.-TD)	0-0-0	0-0-0
Time of Possession	29:27	30:33
Third-Down Conversions	9-16	5-12
Fourth-Down Conversions	0-1	1-1
Red-Zone Scores-Chances	3-4	4-6
Sacks By (No.-Yds.)	0-0	4-24
Field Goals	2-2	1-2
Points Off Turnovers	0	7

## INDIVIDUAL STATISTICS

	UL	ST
Rushing:	Jackson, 19-73-2	Hines, 18-102-2
Passing:	Jackson, 26-47-1, 354 yds, 1 TD	Finley, 20-31-0, 367 yds, 1 TD
Receiving:	Fitzpatrick, 10-134 yds, 0 TD	Harmon, 6-133 yds, 1 TD
Tackles:	Young, 8 (3-5)	Morehead, 11 (7-4)
Tackles for loss:	Cannon, 1.0-3 yds	Bryant, 2.0-13 yds
Sacks:	None	Bryant, 2.0-13 yds
Interceptions:	None	Pratt, 1-25 yds, 1 TD
Fumble Recovery:	Hearns, 1-0	None
Forced Fumbles:	None	None



## GAME RECAPS



<b>LOUISVILLE</b>	<b>42</b>
4-3, 1-3	
<b>BOSTON COLLEGE</b>	<b>45</b>
3-4, 1-3	



## Game 7 • Oct. 14 • Louisville, Ky. • Papa John's Cardinal Stadium (44,679)

Colton Lichtenberg kicked a 27-yard field goal as time expired, pushing Boston College past Louisville 45-42 in a shootout Saturday after the Cardinals tied the game late behind three fourth-quarter scores by Heisman Trophy winner Lamar Jackson.

After Jackson's 41-yard TD run with 5:03 remaining tied the wild game at 42, BC's Isaac Yiadom recovered the second of two fumbles at Louisville's 39. Freshman A.J. Dillon, who rushed for two of his career-best four TDs in the fourth quarter, ran seven times to get the Eagles down to the Cardinals 10 and set up Lichtenberg's game-winning kick that gave BC (3-4, 1-3 Atlantic Coast Conference) its first league victory.

"That's a tough loss right there," coach Bobby Petrino said. "That's about as tough of a loss as I can remember."

Dillon finished with career-best 272 yards on 39 carries, rushing for TDs from 1, 3, 11 and 75 yards. Jon Hilliman rushed for two TDs.

Jackson, who had 512 combined yards, accounted for five TDs, his biggest being a 40-yard pass to Dez Fitzpatrick, along with runs of 9 and 41 yards that wiped out a 14-point deficit. He was driving Louisville (4-3, 1-3) toward a possible go-ahead score and hit Jaylen Smith for 20 yards to midfield before Smith fumbled and gave the Eagles a final chance to win.

Louisville outgained Boston College 625-555, but lost for the third time in five games.

## POST-GAME NOTES

- It is the second time in school history the Cardinals had a pair of 100-yard receivers and 100-yard rushers. The first time, it happened in 2016 at Syracuse, when Jamari Staples (136) and James Quick (108) each passed the century mark for receiving and Lamar Jackson (199) and Brandon Radcliff (156) did it on the ground.
- Lamar Jackson set the Louisville record for career rushing yards with 3,221. Walter Peacock set the old record, with 3,204 from 1972-75. Jackson also broke the rushing touchdowns record with his 42nd.
- Jackson became the sixth player in FBS history to rush for 3,000 yards and pass for over 7,000 passing yards in a career. He has 3,041 rushing yards and 7,373 passing yards.
- Jackson is the first player in the ACC's 65-year history to have three games with at least 500 yards of total offense.
- Dez Fitzpatrick's seventh touchdown of the season tied him with Arnold Jackson (1997) and Mario Urrutia (2005) for most receiving touchdowns in a season by a freshman.
- Dorian Etheridge paced the Cardinals' with a season-high 14 tackles, including nine solo stops. It is the most tackles by a true freshman since records are available in 1972.

## SCORING SUMMARY

	1	2	3	4	F
Boston College	7	7	14	17	45
Louisville	14	7	0	21	42

1st UL	Averett 22-yd pass from Jackson (Creque kick), 9-75, 3:22	BC 0, UL 7
1st UL	Jackson 20-yd run (Creque kick), 6-80, 2:23	BC 0, UL 14
1st BC	Smith 42-yd pass from Brown (Lichtenberg kick), 6-78, 2:43	BC 7, UL 14
2nd UL	Bonnafon 64-yd run (Creque kick), 1-64, 0:10	BC 7, UL 21
2nd BC	Dillon 1-yd run (Lichtenberg kick), 8-48, 1:47	BC 14, UL 21
3rd BC	Dillon 3-yd run (Lichtenberg kick), 14-72, 5:19	BC 21, UL 21
3rd BC	Hilliman 6-yd run (Lichtenberg kick), 4-64, 1:32	BC 28, UL 21
4th BC	Dillon 11-yd run (Lichtenberg kick), 4-22, 1:20	BC 35, UL 21
4th UL	Fitzpatrick 40-yd pass from Jackson (Creque kick), 6-84, 2:42	BC 35, UL 28
4th BC	Dillon 75-yd run (Lichtenberg kick), 1-75, 0:14	BC 42, UL 28
4th UL	Jackson 9-yd run (Creque kick), 10-79, 3:00	BC 42, UL 35
4th UL	Jackson 41-yd run (Creque kick), 6-83, 2:21	BC 42, UL 42
4th BC	Lichtenberg 27-yd field goal, 8-29, 1:49	BC 45, UL 42

## TEAM STATISTICS

	UL	BC
First Downs	25	27
Rushes-Yards	36-293	59-364
Passing Yards	332	191
Pass Comp-Att-Int	19-39-1	12-28-1
Total Offense	625	555
Fumbles-Lost	1-1	2-0
Penalties-Yards	4-30	1-10
Punts-Yards (Avg./Net)	6-286 (47.7/33.7)	6-235 (39.2/36.0)
Kickoffs-Yards (Avg./Net)	7-434 (62.0/38.7)	7-446 (63.7/42.7)
Kickoff Returns (No.-Yds.-TD)	3-47-0	3-63-0
Punt Returns (No.-Yds.-TD)	1-(1)-0	4-64-0
Interceptions (No.-Yds.-TD)	1-0-0	1-24-0
Fumble Returns (No.-Yds.-TD)	0-0-0	1-11-0
Time of Possession	29:30	30:30
Third-Down Conversions	5-15	9-18
Fourth-Down Conversions	2-2	1-1
Red-Zone Scores-Chances	2-2	5-5
Sacks By (No.-Yds.)	2-13	0-0
Field Goals	0-0	1-2
Points Off Turnovers	0	10

## INDIVIDUAL STATISTICS

	UL	BC
Rushing:	Jackson, 22-180-3	Dillon, 39-272-4
Passing:	Jackson, 19-39-1, 332 yds, 2 TD	Brown, 5-17-1, 100 yds, 1 TD
Receiving:	Fitzpatrick, 7-127 yds, 1 TD	Sweeney, 4-57 yds, 0 TD
Tackles:	Etheridge, 14 (9-5)	Schwab, 11 (6-5)
Tackles for loss:	TreS. Smith, 2.0-10 yds	Lamot, 1.0-1 yds
Sacks:	TreS. Smith, 1.0-8 yds	None
Interceptions:	TreS. Smith, 1-0 yds	Ray, 1-24 yds
Fumble Recovery:	None	Moore, 1-11 yds
Forced Fumbles:	Stewart, 1	Wade, 1





## GAME RECAPS



LOUISVILLE

31

5-3, 2-3



FLORIDA STATE

28

2-4, 2-3

## Game 8 • Oct. 21 • Tallahassee, Fla. • Doak S. Campbell Stadium (72,764)

Blanton Creque's first game-winning field goal at any level of football came at the opportune time for Louisville.

The sophomore's 34-yard field goal with five seconds remaining lifted the Cardinals to an emotional 31-28 win over Florida State on Saturday. The Cardinals (5-3, 2-3 ACC) took over on their own 24 with 2:05 remaining after Henry Famurewa recovered a James Blackman fumble. They then drove 59 yards in eight plays before Creque's kick.

"That's the first time I've ever had a kick to win or tie a game (late). I just tried to treat it like any other kick," Creque said. "We needed that win bad. It's been a rough week."

Not only is it Louisville's first win at Doak Campbell Stadium since 1952, snapping a nine-game losing streak here, but it caps an emotional week for the school's athletic program.

The win is also a lift for a Cardinals squad that had lost two straight, including a 45-42 loss to Boston College last Saturday.

"This was very huge. We needed this to boost our momentum," said quarterback Lamar Jackson, who had 334 yards of total offense and accounted for two touchdowns.

Florida State trailed 28-14 going into the fourth quarter before rallying on a pair of Nyqwan Murray touchdowns. The junior recovered a Patrick fumble in the end zone to bring the Seminoles within a TD and then tied it when he hauled in a 20-yard pass from Blackman with 8:58 remaining.

It was not enough though as the Seminoles' nightmare season continues. After being ranked third in the AP Preseason Poll, FSU (2-4, 2-3) has dropped its first three home games for the first time since 1974 and is off to its worst start since Bobby Bowden's final season in 2009.

Even more important is that the Seminoles are in danger of missing a bowl game for the first time since 1982.

"It was a hurt locker room because they knew they were that close, but you play a guy like Louisville, Bobby (Petrino) and Lamar and those guys when you got them down you can't let them up," coach Jimbo Fisher said.

Jackson passed for a season-low 156 yards — he was 13 of 21 with a touchdown — but the Cardinals were very effective on the ground with 293 yards and averaging 6.7 yards per carry. Jackson led the way with 178 yards on 23 carries with a TD while Reggie Bonnafon (16 carries, 74 yards) and Dae Williams also ran for scores.

"You know how much I like the passing game but I thought the best way to win this game is to really run the ball at them," Petrino said. "We called a lot more run plays than I really like to. Our receivers were getting antsy, but when we did call it they made plays."

Blackman was 16 of 28 for 248 yards with two touchdowns but he also committed all three FSU turnovers (two interceptions, one fumble). Cam Akers was the leading rusher with 16 carries for 75 yards and Jacques Patrick had 70 yards on 14 carries. Murray had four receptions for 95 yards.

## POST-GAME NOTES

- Louisville has totaled at least 400 yards of offense in 18 of the last 21 games.
- Lamar Jackson had his eighth-straight game with 300 yards of total offense, the second longest streak at UofL.
- Jackson increased his career total offense to 11,260, making him only the fourth player in ACC history to eclipse the 11,000-yard plateau.
- Blanton Creque's 34-yard field goal is the first game-winner for UofL since John Wallace made a 29-yarder in a 20-17 win at Rutgers in 2012.
- Trumaine Washington had two interceptions in the game, the first multi-pick game of his career. He is the first Louisville player to have at least two picks in a game since Jaire Alexander picked off two at Virginia on Oct. 29, 2016.
- Seven different receivers had at least one catch in the game, led by Jaylen Smith's five receptions for 49 yards.

## SCORING SUMMARY

	1	2	3	4	F
Louisville	7	7	14	3	31
Florida State	7	7	0	14	28

1st	UL	Jackson 22-yd run (Creque kick), 7-75, 3:23	UL 7, FSU 0
1st	FS	Izzo 7-yd pass from Blackman (Aguayo kick), 9-78, 5:00	UL 7, FSU 7
2nd	FS	Thomas 34-yd fumble recovery (Aguayo kick)	UL 7, FSU 14
2nd	UL	Dawkins 26-yd pass from Jackson (Creque kick), 8-75, 3:04	UL 14, FSU 14
3rd	UL	Bonnafon 2-yd run (Creque kick), 6-73, 2:31	UL 21, FSU 14
3rd	UL	Dae Williams 25-yd run (Creque kick), 5-45, 1:40	UL 28, FSU 14
4th	FS	Murray 0-yd fumble recovery (Aguayo kick), 14-74, 6:44	UL 28, FSU 21
4th	FS	Murray 20-yd pass from Blackman (Aguayo kick), 6-74, 2:18	UL 28, FSU 28
4th	UL	Creque 34-yd field goal, 8-59, 2:00	UL 31, FSU 28

## TEAM STATISTICS

	UL	FSU
First Downs	22	23
Rushes-Yards	44-293	38-155
Passing Yards	156	248
Pass Comp-Att-Int	13-21-0	16-28-2
Total Offense	449	403
Fumbles-Lost	1-1	2-1
Penalties-Yards	2-13	4-40
Punts-Yards (Avg./Net)	3-149 (49.7/43.7)	3-126 (42.0/35.3)
Kickoffs-Yards (Avg./Net)	6-387 (64.5/40.3)	5-311 (62.2/44.8)
Kickoff Returns (No.-Yds.-TD)	1-12-0	2-45-0
Punt Returns (No.-Yds.-TD)	1-0-0	3-18-0
Interceptions (No.-Yds.-TD)	2-44-0	0-0-0
Fumble Returns (No.-Yds.-TD)	0-0-0	1-34-1
Time of Possession	28:50	31:10
Third-Down Conversions	5-10	6-12
Fourth-Down Conversions	0-2	1-1
Red-Zone Scores-Chances	2-2	3-3
Sacks By (No.-Yds.)	2-17	2-6
Field Goals	1-2	0-1
Points Off Turnovers	10	7

## INDIVIDUAL STATISTICS

	UL	FSU
Rushing:	Jackson, 23-178-1	Akers, 16-75-0
Passing:	Jackson, 13-21-0, 156 yds, 1 TD	Blackman, 16-28-2, 248 yds, 2 TD
Receiving:	Jay. Smith, 5-49 yds, 0 TD	Murray, 4-95 yds, 1 TD
Tackles:	Stewart, 9 (5-4)	Thomas (5-5) & Marshall (4-6), 10
Tackles for loss:	Hearn, 1.5-2 yds	Sweat, 2.0-8 yds
Sacks:	Young, 1.0-12 yds	Sweat, 1.0-2 yds
Interceptions:	Washington, 2-44 yds	None
Fumble Recovery:	Famurewa, 1-0 yds	Thomas, 1-34 yds, 1 TD
Forced Fumbles:	Chu. Williams, 1	Kaindoh, 1



## GAME RECAPS



<b>LOUISVILLE</b>	<b>32</b>
5-4, 2-4	
<b>WAKE FOREST</b>	<b>42</b>
5-3, 2-3	

## Game 9 • Oct. 28 • Winston-Salem, N.C. • BB&amp;T Field (29,593)

John Wolford threw four of his five touchdown passes to Greg Dortch, leading Wake Forest past Louisville 42-32 on Saturday.

Dortch set a school record with his four TD catches while Wolford became the first Wake Forest player in 19 years to throw for more than 400 yards, passing for 461 and completing 28 of 34 passes and adding a short scoring run for the Demon Deacons (5-3, 2-3 Atlantic Coast Conference).

Matt Colburn rushed for a career-best 134 yards to help the Wake Forest offense roll up a season-best 625 total yards and snap its three-game losing streak.

"You've just got to find a way," Wake Forest coach Dave Clawson said. "Today we found a way, and probably got one of the biggest wins we've gotten in our four years here."

It was obvious the most explosive playmaker on the field was Dortch - not reigning Heisman Trophy winner Lamar Jackson.

Dortch finished with 10 catches for 167 yards. After scoring five touchdowns in the season's first four games - all wins - he'd gone three straight without finding the end zone before nearly matching his season total in less than 35 minutes.

Wolford hit Dortch with a 32-yard catch-and-run touchdown and found the redshirt freshman speedster again on a 4-yard swing pass that he took into the end zone less than 5 minutes into the second quarter.

They connected for a third time on another catch-and-run score, a 25-yarder with 89 seconds before the break. Dortch broke the school's single-game scoring record with his 52-yarder to make it 35-10 not even 5 minutes into the third.

Wolford hit Chuck Wade with a 44-yard score with 57 seconds remaining.

Jackson rushed for 161 yards and three touchdowns - of 7, 4 and 55 yards - but the last two came after the Cardinals (5-4, 2-4) fell behind by 25 points in the second half. He was sacked a season-high six times, was 27 of 44 for 330 yards passing with a 20-yard score to Charles Standberry with 14 seconds left, and earlier threw an interception in the end zone for Louisville, which has lost three of four.

"We just want to finish strong and play with pride," coach Bobby Petrino said.

## POST-GAME NOTES

- Louisville has totaled at least 400 yards of offense in 19 of the last 22 games.
- Chucky Williams, Zykies Cannon, and Stacy Thomas each had 10 tackles. It is the second time this season Louisville had three players finish with double-digit tackles in a game.
- Lamar Jackson became the fourth player and first underclassman in FBS history with 3,000 yards rushing and 8,000 yards passing in a career.
- Jackson is the fifth quarterback in FBS history to rush for 40 TDs and pass for 60 TDs, doing so earlier in his career than any other player.
- Jackson set a Louisville record for most 150-yard rushing games, reaching that mark for the 11th time in his career.
- Blanton Creque finished the game with six points, moving him to eighth on Louisville's all-time points by a kicker with 157. He passed Wilbur Summers who had 153 from 1972-75.
- Stacy Thomas' 3.5 TFLs are the most in a game since DeVonte Fields had 4.5 at Kentucky on Nov. 28, 2015.

## SCORING SUMMARY

	1	2	3	4	F
Louisville	3	7	7	15	32
Wake Forest	14	14	7	7	42

1st	WF	Wolford 1-yd run (Weaver kick), 10-91, 3:08	UL 0, WF 7
1st	UL	Creque 35-yd field goal, 14-57, 4:51	UL 3, WF 7
1st	WF	Dortch 32-yd pass from Wolford (Weaver kick), 4-66, 1:18	UL 3, WF 14
2nd	WF	Dortch 4-yd pass from Wolford (Weaver kick), 10-80, 2:38	UL 3, WF 21
2nd	UL	Jackson 7-yd run (Creque kick), 9-70, 3:38	UL 10, WF 21
2nd	WF	Dortch 25-yd pass from Wolford (Weaver kick), 5-75, 1:29	UL 10, WF 28
3rd	WF	Dortch 52-yd pass from Wolford (Weaver kick), 4-70, 1:04	UL 10, WF 35
3rd	UL	Jackson 4-yd run (Creque kick), 12-75, 4:28	UL 17, WF 35
4th	UL	Jackson 55-yd run (Jay. Smith pass from Jackson), 4-62, 0:49	UL 25, WF 35
4th	WF	Wade 44-yd pass from Wolford (Weaver kick), 2-46, 0:13	UL 25, WF 42
4th	UL	Standberry 20-yd pass from Jackson (Creque kick), 4-64, 0:43	UL 32, WF 42

## TEAM STATISTICS

	UL	WF
First Downs	30	26
Rushes-Yards	42-191	39-164
Passing Yards	332	461
Pass Comp-Att-Int	28-46-1	28-34-0
Total Offense	523	625
Fumbles-Lost	1-0	3-1
Penalties-Yards	0-0	6-55
Punts-Yards (Avg./Net)	5-196 (39.2/34.2)	2-77 (38.5/39.5)
Kickoffs-Yards (Avg./Net)	4-242 (60.5/41.8)	7-409 (58.4/39.7)
Kickoff Returns (No.-Yds.-TD)	2-31-0	4-50-0
Punt Returns (No.-Yds.-TD)	1-(2)-0	2-5-0
Interceptions (No.-Yds.-TD)	0-0-0	1-0-0
Fumble Returns (No.-Yds.-TD)	0-0-0	0-0-0
Time of Possession	33:59	26:01
Third-Down Conversions	6-16	8-13
Fourth-Down Conversions	2-3	1-3
Red-Zone Scores-Chances	4-6	2-2
Sacks By (No.-Yds.)	1-5	7-33
Field Goals	1-1	0-0
Points Off Turnovers	0	7

## INDIVIDUAL STATISTICS

	UL	WF
Rushing:	Jackson, 27-161-3	Colburn, 24-141-0
Passing:	Jackson, 27-44-1, 330 yds, 1 TD	Wolford, 28-34-0, 461 yds, 5 TD
Receiving:	Jay. Smith, 6-73 yds, 0 TD	Dortch, 10-167 yds, 4 TD
Tackles:	Cannon, Thomas, Williams, 10	Bassey (7-3), 10
Tackles for loss:	Thomas, 3.5-13 yds	Strnad, 2.5-11 yds
Sacks:	Thomas, 1.0-5 yds	Strnad, 2.5-11 yds
Interceptions:	None	Bassey, 1-0 yds
Fumble Recovery:	Team, 1-0 yds	None
Forced Fumbles:	Chu. Williams, 1	Strnad, 1



## GAME RECAPS

**LOUISVILLE** **38**

6-4, 3-4

**VIRGINIA** **21**

6-4, 3-3

**Game 10 • Nov. 11 • Louisville, Ky. • Papa John's Cardinal Stadium (46,787)**

Louisville players hadn't laughed this much, or this loudly, for a while. Coach Bobby Petrino even grinned a couple of times.

That joy spoke volumes about the Cardinals' 38-21 victory over Virginia achieved with big efforts on both sides of the ball.

Heisman Trophy winner Lamar Jackson accounted for four touchdowns and 342 yards while becoming the first NCAA FBS player to have two seasons with 3,000 yards passing and 1,000 rushing. Dae Williams rushed for 88 yards and a TD, and Louisville's defense posted one of its best efforts this season on Saturday.

"It seemed like everything was going well," defensive end James Hearn said. "It was one of the most fun games we played this year."

Improvement was certainly needed after three Atlantic Coast Conference losses in four games - a stretch in which Louisville yielded an average of nearly 526 yards - made its bowl prospects shaky.

Credit last week's bye for recharging the Cardinals and providing the basis for a rebound.

Louisville (6-4, 3-3) outgained the Cavaliers 493-277 and become bowl eligible for the eighth consecutive season. Virginia (6-4, 3-3) managed just 115 yards and a late touchdown after the break.

"I thought it helped us a lot," Petrino said of the break. "We had nine straight games and to be able to take a little breath, relax a little bit, still work hard. ... They came back with a tremendous attitude and a lot of energy and we practiced like that all week."

Jackson again provided the spark with yet another energetic game featuring highlight-worthy plays.

The junior quarterback threw for 195 yards and three TDs, including remarkable TD passes of 24 and 21 yards to Jaylen Smith. Jackson also rushed 15 times for 147 yards, including a 68-yarder for Louisville's first score.

Told of the NCAA milestone, Jackson said, "It's just a blessing. The O-line put me in the situation and my receivers to make plays."

The Cardinals' defense meanwhile allowed its third-fewest yards this season, a big improvement after yielding 625 two weeks ago at Wake Forest.

## POST-GAME NOTES

- The Cardinals became bowl eligible for the eighth-consecutive season with the victory.
- The Cardinals held Virginia to just 10 yards rushing in the first half, 63 for the game.
- Lamar Jackson is the first player in FBS history to have two seasons with 1,000 rushing yards and 3,000 passing yards. Previously, seven players achieved it once in their careers.
- Jackson's 63rd career passing touchdowns moved him into a tie for 13th place on the ACC's career passing touchdowns list.
- James Hearn set a Louisville single-game record with three fumbles forced.
- Dae Williams had career highs of 15 carries and 88 yards, rushing for his second career touchdown.
- Jaylen Smith caught five passes for 84 yards and a career-high two touchdown receptions.
- Blanton Creque made five extra points and moved into a tie for eighth on Louisville's career list for extra points made, scoring his 81st career PAT.

## SCORING SUMMARY

	1	2	3	4	F
Virginia	7	7	0	7	21
Louisville	7	10	14	7	38

1st	VA	Sharp 7-yd run (Mejia kick), 7-54, 3:47	VA 7, UL 0
1st	UL	Jackson 68-yd run (Creque kick), 3-75, 1:04	VA 7, UL 7
2nd	UL	Creque 40-yd field goal, 9-17, 3:06	VA 7, UL 10
2nd	UL	Dawkins 14-yd pass from Jackson (Creque kick), 11-91, 4:54	VA 7, UL 17
2nd	VA	Butts 25-yd pass from Benkert (Mejia kick), 6-58, 1:36	VA 14, UL 17
3rd	UL	Jay. Smith 24-yd pass from Jackson (Creque kick), 10-80, 4:55	VA 14, UL 24
3rd	UL	Jay. Smith 21-yd pass from Jackson (Creque kick), 4-59, 1:41	VA 14, UL 31
4th	UL	Dae Williams 3-yd run (Creque kick), 7-40, 2:41	VA 14, UL 38
4th	VA	Ellis 3-yd run (Mejia kick), 12-80, 5:55	VA 21, UL 38

## TEAM STATISTICS

	UL	VA
First Downs	27	16
Rushes-Yards	43-298	28-63
Passing Yards	195	214
Pass Comp-Att-Int	15-26-0	19-36-1
Total Offense	493	277
Fumbles-Lost	4-2	3-1
Penalties-Yards	6-65	8-73
Punts-Yards (Avg./Net)	3-121 (40.3/40.3)	8-354 (44.2/36.2)
Kickoffs-Yards (Avg./Net)	7-417 (59.6/37.9)	4-247 (61.8/44.2)
Kickoff Returns (No.-Yds.-TD)	2-45-0	7-152-0
Punt Returns (No.-Yds.-TD)	5-44-0	0-0-0
Interceptions (No.-Yds.-TD)	1-45-0	0-0-0
Fumble Returns (No.-Yds.-TD)	0-0-0	0-0-0
Time of Possession	29:59	30:01
Third-Down Conversions	4-11	6-15
Fourth-Down Conversions	2-2	0-0
Red-Zone Scores-Chances	3-4	2-2
Sacks By (No.-Yds.)	4-33	2-11
Field Goals	1-2	0-0
Points Off Turnovers	10	0

## INDIVIDUAL STATISTICS

	UL	VA
Rushing:	Jackson, 15-147-1	Ellis, 13-58-1
Passing:	Jackson, 15-26-0, 195 yds, 3 TD	Benkert, 19-36-1, 214 yds, 1 TD
Receiving:	Jay. Smith, 5-84 yds, 2 TD	Levrone, 6-92 yds, 0 TD
Tackles:	C. Williams, (4-5) 9	Blanding, Kiser, Mack, 9
Tackles for loss:	Hearn, 3.0-24 yds	Mack, 1.5-11 yds
Sacks:	Hearn, 3.0-24 yds	Mack, 1.5-11 yds
Interceptions:	Dee Smith, 1-45 yds	None
Fumble Recovery:	Young, 1-0 yds	Kiser, 1-0 yds
Forced Fumbles:	Hearn, 3	Mack, Snowden, 1





## GAME RECAPS



<b>LOUISVILLE</b>	<b>56</b>
7-4, 4-4	
<b>SYRACUSE</b>	<b>10</b>
4-7, 2-5	



## Game 11 • Nov. 18 • Louisville, Ky. • Papa John's Cardinal Stadium (34,265)

Neither the rain nor Syracuse could slow quarterback Lamar Jackson or Louisville from dominating almost from the first snap.

Jackson had another big game against the Orange, accounting for 381 yards and four touchdowns and becoming the school's career yardage leader while leading a rain-delayed 56-10 rout on Saturday.

The Heisman Trophy winner passed for 270 yards and two TDs and rushed for 111 with scores from 43 and 19 yards in just over three quarters. Jackson's long run helped build a 21-3 lead before severe thunderstorms and lightning caused a 43-minute, second-quarter stoppage.

Having accounted for 212 yards of offense by that point, the junior used the break to take a little nap.

"I was relaxing," Jackson said. "I was trying to get my energy back."

The junior then put the game out of reach with TD passes of 72 and 34 yards to Jaylen Smith and Reggie Bonnafon respectively for a 35-3 halftime cushion.

"He didn't have as many carries as he usually does, but he also had some great throws for touchdowns," Louisville coach Bobby Petrino said of Jackson. "That was awesome to see. It didn't seem like the weather bothered him much."

Jackson's numbers came a season after he accounted for 610 yards and five TDs in Louisville's 62-28 rout of the Orange that laid the path toward his Heisman victory. Louisville rolled up 845 yards in that game and followed with 727 against Syracuse (4-7, 2-5).

Louisville (7-4, 4-4 Atlantic Coast Conference) scored all but once from outside the 20 to dominate its home finale.

"They put a whopping on us," Syracuse coach Dino Babers said. "They jumped on us very quickly and we didn't get a chance to compete. A lot like last year."

Malik Williams rushed for a career-high 180 yards on nine carries with TD runs of 46 and 56 yards. Louisville native Bonnafon also had a 33-yard scoring run along with his TD reception.

Ervin Philips had an 8-yard touchdown run late in the game for Syracuse, which lost its fourth straight and sixth in eight games.

But nothing like this.

"Right now, there's not a lot of talk," Syracuse linebacker Zaire Franklin said. "Guys are just hurting, myself included. I think we will feel it all night. We've got to treat it like everything else and finish the right way."

## POST-GAME NOTES

- Over the last three games against Syracuse, the Cardinals have outscored the Orange 159-55.
- Louisville's 46-point margin of victory is its largest in a conference game since beating Rutgers 56-5 on Nov. 11, 2005.
- Louisville's 727 yards of total offense are the seventh most in school history.
- Louisville's 411 yards rushing is its third-highest total since 1978 and the seventh highest in school history.
- Lamar Jackson now owns the school record for career total offense, passing Chris Redman's mark with 12,474. He ranks third on the ACC list for career total offense.
- Jackson is only the second player in ACC history to string together five-straight 100-yard rushing games twice in his career, joining Boston College's Montel Harris.
- Malik Williams' 180 yards rushing are the most by a Louisville running back since Bilal Powell had 209 yards versus Cincinnati on Oct. 15, 2010.
- Trumaine Washington logged his 10th career interception and is one of four players in Louisville history with at least 10 interceptions and at least 20 pass breakups, joining Anthony Floyd, Sam Madison, and Rashad Holman.

## SCORING SUMMARY

	1	2	3	4	F
Syracuse	3	0	0	7	10
Louisville	7	28	14	7	56

1st	UL	Mal. Williams 46-yd run (Creque kick), 2-75, 0:36	SU 0, UL 7
1st	SU	Murphy 51-yd field goal, 8-38, 2:23	SU 3, UL 7
2nd	UL	Jackson 43-yd run (Creque kick), 9-85, 3:38	SU 3, UL 14
2nd	UL	Bonnafon 33-yd run (Creque kick), 5-64, 2:04	SU 3, UL 21
2nd	UL	Jay. Smith 72-yd pass from Jackson (Creque kick), 1-67, 0:11	SU 3, UL 28
2nd	UL	Bonnafon 34-yd pass from Jackson (Creque kick), 7-60, 2:35	SU 3, UL 35
3rd	UL	Jackson 19-yd run (Creque kick), 4-73, 0:56	SU 3, UL 42
3rd	UL	Mal. Williams 56-yd run (Creque kick), 4-75, 1:49	SU 3, UL 49
4th	UL	Fitzpatrick 29-yd pass from J. Pass (Creque kick), 5-51, 2:12	SU 3, UL 56
4th	SU	Philips 8-yd run (Murphy kick), 11-71, 4:39	SU 10, UL 56

## TEAM STATISTICS

	UL	SU
First Downs	27	22
Rushes-Yards	42-411	45-197
Passing Yards	316	138
Pass Comp-Att-Int	17-30-0	13-34-4
Total Offense	727	335
Fumbles-Lost	0-0	1-0
Penalties-Yards	11-85	7-52
Punts-Yards (Avg./Net)	3-155 (51.7/51.7)	6-265 (44.2/44.2)
Kickoffs-Yards (Avg./Net)	9-562 (62.4/39.9)	3-191 (63.7/47.0)
Kickoff Returns (No.-Yds.-TD)	0-0-0	7-153-0
Punt Returns (No.-Yds.-TD)	0-0-0	0-0-0
Interceptions (No.-Yds.-TD)	4-42-0	0-0-0
Fumble Returns (No.-Yds.-TD)	0-0-0	0-0-0
Time of Possession	30:29	29:31
Third-Down Conversions	9-16	3-13
Fourth-Down Conversions	2-4	1-2
Red-Zone Scores-Chances	1-1	1-2
Sacks By (No.-Yds.)	1-7	1-9
Field Goals	0-0	1-1
Points Off Turnovers	14	0

## INDIVIDUAL STATISTICS

	UL	SU
Rushing:	Mal. Williams, 9-180-2	Neal, 19-98-0
Passing:	Jackson, 14-26-0, 270 yds, 2 TD	Culpepper, 8-19-2, 89, 0 TD
Receiving:	Jay. Smith, 3-95 yds, 1 TD	Butler, 5-63 yds, 0 TD
Tackles:	Etheridge, (5-6) 11	Bennett, (8-4) 12
Tackles for loss:	Hearns, 3.0-12 yds	Bennett, 1.5-1
Sacks:	Hearns, 1.0-7 yds	Franklin, Guthrie, 0.5
Interceptions:	Four players, 1	None
Fumble Recovery:	None	None
Forced Fumbles:	Hearns, 1	None



## GAME RECAPS



LOUISVILLE

44

8-4, 4-4



KENTUCKY

17

7-5, 4-4

Game 12 • Nov. 25 • Lexington, Ky. • Kroger Field (56,186)

Besides displaying his usual prowess running and throwing the football, Louisville quarterback and Heisman Trophy winner Lamar Jackson mixed it up with Kentucky linebacker Jordan Jones in an uncommon emotional outburst.

The bench-clearing fight symbolized the simmering intensity between in-state rivals, and Jackson made sure the surging Cardinals reclaimed Bluegrass bragging rights going away.

"There was stuff said," said Jackson, deflecting questions about the fight. "They wanted to win, we wanted to win."

Jackson accounted for 372 yards and two passing touchdowns, Reggie Bonnafon rushed for two scores and Louisville coasted past rival Kentucky 44-17 on Saturday to reclaim the Governor's Cup.

The Cardinals (8-4) led 31-10 at halftime and easily avenged last year's 41-38 upset loss to the Wildcats. Play was chippy throughout, and tempers flared early as Heisman winner and Jones clashed after Lonnie Johnson Jr. knocked Jackson out of bounds at Kentucky's 1 following a 9-yard run.

Jackson bumped Jones after getting up, and the two players exchanged shoves before wrestling on the ground and igniting several smaller skirmishes. Jackson, Cardinals running back Malik Williams, Jones and Johnson were penalized for unsportsmanlike conduct but remained in the contest.

Dae Williams' 1-yard TD soon after play resumed made it 14-0 for Louisville and set the stage for its third straight victory. Bonnafon rushed 11 yards for his second score, Jackson followed with a 29-yard TD pass to Dez Fitzpatrick and the Cardinals rolled to their biggest victory margin in the series since a 59-28 win in 2006.

Jackson completed 15 of 21 passes for 216 yards and rushed 18 times for 156 to earn his second Howard Schnellenberger Most Valuable Player award for the game. Louisville evened the series at 15 and earned Bluegrass bragging rights for the sixth time in seven meetings.

"We were able to run the ball, and Lamar did a good job of picking out receivers," Louisville coach Bobby Petrino said. "Lamar did a really good job of reading it. I really liked the way Reggie and Dae ran."

Benny Snell rushed 29 times for a career-high 211 yards and two TDs for Kentucky. But Wildcats (7-5) never got closer than 14-7 and were outgained 562-338 in losing their third of four games on a day they honored 25 seniors.

## POST-GAME NOTES

- Louisville has won six of the last seven meetings against Kentucky.
- Louisville's 27-point win is its largest margin of victory in the series since 2006, when the Cardinals beat the Wildcats 59-28.
- The Cardinals finished without a turnover for the second-consecutive game.
- Lamar Jackson was named the 2017 Howard Schnellenberger Most Valuable Player after totaling 372 yards of offense.
- Jackson moved into seventh on the NCAA's career list for rushing yards by a QB, passing Indiana's Antwaan Randle El (1998-01).
- Jackson, who rushed for 156 yards in the game, is the first player in Louisville history to have two seasons with at least 1,300 yards rushing.
- With his ninth touchdown catch this season, Dez Fitzpatrick moved into a tie for second most TD receptions by a freshman in the ACC.
- Blanton Creque connected on three field goals and moved into a tie for fifth on the school's single-season list with 15 made.
- Stacy Thomas had his third double-digit tackle game of the season, leading the defense with 10 tackles, including one sack.

## SCORING SUMMARY

	1	2	3	4	F
Louisville	17	14	3	10	44
Kentucky	7	3	0	7	17

1st	UL	Bonnafon 18-yd run (Creque kick), 7-75, 3:57	UL 7, UK 0
1st	UL	Dae Williams 1-yd run (Creque kick), 9-69, 4:03	UL 14, UK 0
1st	UK	Snell 2-yd run (MacGinnis kick), 7-80, 3:19	UL 14, UK 7
1st	UL	Creque 38-yd field goal, 6-44, 2:09	UL 17, UK 7
2nd	UL	Bonnafon 11-yd run (Creque kick), 4-80, 1:45	UL 24, UK 7
2nd	UL	Fitzpatrick 29-yd pass from Jackson (Creque kick), 6-77, 1:16	UL 31, UK 7
2nd	UK	MacGinnis 45-yd field goal, 4-48, 0:32	UL 31, UK 10
3rd	UL	Creque 35-yd field goal, 8-51, 3:07	UL 34, UK 10
4th	UL	Creque 42-yd field goal, 12-37, 5:14	UL 37, UK 10
4th	UL	Jay. Smith 14-yd pass from Jackson (Creque kick), 7-99, 2:46	UL 44, UK 10
4th	UK	Snell 4-yd run (MacGinnis kick), 9-73, 4:53	UL 44, UK 17

## TEAM STATISTICS

	UL	UK
First Downs	32	20
Rushes-Yards	43-346	43-228
Passing Yards	216	110
Pass Comp-Att-Int	15-21-0	8-19-0
Total Offense	562	338
Fumbles-Lost	2-0	0-0
Penalties-Yards	6-55	7-86
Punts-Yards (Avg./Net)	0-0 (0/0)	4-169 (42.2/44.5)
Kickoffs-Yards (Avg./Net)	9-489 (54.3/40.2)	3-152 (50.7/42.3)
Kickoff Returns (No.-Yds.-TD)	0-0-0	9-127-0
Punt Returns (No.-Yds.-TD)	2-(9)-0	0-0-0
Interceptions (No.-Yds.-TD)	0-0-0	0-0-0
Fumble Returns (No.-Yds.-TD)	0-0-0	0-0-0
Time of Possession	29:29	30:31
Third-Down Conversions	6-11	6-13
Fourth-Down Conversions	2-2	1-2
Red-Zone Scores-Chances	6-7	2-3
Sacks By (No.-Yds.)	3-29	0-0
Field Goals	3-3	1-2
Points Off Turnovers	0	0

## INDIVIDUAL STATISTICS

	UL	UK
Rushing:	Jackson, 15-156-0	Snell, 29-211-2
Passing:	Jackson, 15-21-0, 216 yds, 2 TD	Johnson, 8-19-0, 110 yds, 0 TD
Receiving:	Jay. Smith, 6-75 yds, 1 TD	Ross, 3-44 yds, 0 TD
Tackles:	S. Thomas, (6-4) 10	Love, (2-8) 10
Tackles for loss:	Greenard, 2.0-12 yds	Looney, 1.0-1 yd
Sacks:	Three players, 1	None
Interceptions:	None	None
Fumble Recovery:	None	None
Forced Fumbles:	None	Baity, 1



## #10 JAIRE ALEXANDER ■ Jr. ■ CB

CHARLOTTE, N.C.  
ROCKY RIVER HS

## CAREER STATS

Yr	G/S	S	A	Tot	TFL-Yd	Sk-Yd	FR	FF	Int	PB
2015	12/1	14	5	19	0-0	0-0	0-0	0	1-5	2
2016	13/13	31	8	39	1.0-1	0-0	1-0	1	5-37	9
2017	6/5	13	6	19	1.0-4	0-0	0-0	0	1-0	4
<b>Tot.</b>	<b>31/19</b>	<b>58</b>	<b>19</b>	<b>77</b>	<b>2.0-5</b>	<b>0-0</b>	<b>1-0</b>	<b>1</b>	<b>7-42</b>	<b>15</b>

## 2017 SEASON NOTES

- Voted an all-ACC honorable mention selection
- Totaled a season-high six tackles against Kentucky, with one pass breakup
- Made two tackles against NC State after missing the previous four games
- Left the Purdue game early with a knee injury and sat out the last three games
- Named to the all-ACC preseason team
- Tabbed to the Paul Hornung, Jim Thorpe, Chuck Bednarik, and Bronko Nagurski preseason watch lists

## 2017 GAME-BY-GAME

Opponent	Tackles UT-AT-TT	TFL-Yds	Sacks No-Yds	FF-FR-Yds	Int-Yds	PBU	QBH
Purdue	0-0-0	0-0	0-0	0-0-0	0-0	0	0
N. Carolina		DNP					
Clemson		DNP					
Kent State		DNP					
Murray St.		DNP					
NC State	1-1-2	0-0	0-0	0-0-0	0-0	0	0
Boston College	0-3-3	0-0	0-0	0-0-0	0-0	0	0
Florida State		DNP					
Wake Forest		DNP					
Virginia	3-1-4	0-0	0-0	0-0-0	0-0	1	0
Syracuse	3-1-4	1.0-4	0-0	0-0-0	1-0	2	0
Kentucky	6-0-6	0-0	0-0	0-0-0	0-0	1	0

## CAREER HIGHS

Tackles: 10 vs. Texas A&M, 12/30/15  
 Tackles for Loss: 1.0 (2x) MR vs. Syracuse, 11/18/17  
 Sacks: --  
 Interceptions: 2 (2x) MR vs. Virginia, 10/29/16  
 Pass Breakups: 2 (3x) MR vs. Syracuse, 11/18/17  
 Punt Returns: 5 vs. Boston College, 10/24/15  
 Punt Return Yards: 130 vs. Florida State, 09/17/16  
 Longest Punt Return: 69 vs. Florida State, 09/17/16



## #11 KEMARI AVERETT ■ Fr. ■ TE

ATLANTA, GA.  
GRADY HS

## CAREER STATS

Yr	G/S	Rec	Yds	TD	Y/C	LG
2017	9/1	6	63	1	10.5	22
<b>Tot.</b>	<b>9/1</b>	<b>6</b>	<b>63</b>	<b>1</b>	<b>10.5</b>	<b>22</b>

## 2017 SEASON NOTES

- Recorded first career touchdown against Boston College on a 22-yard reception
- Hauled in first collegiate catch against Kent State, finishing the contest with two catches for 13 yards

## CAREER HIGHS

Receptions: 5 vs. Wake Forest, 10/28/17  
 Receiving Yards: 53 vs. Wake Forest, 10/28/17  
 Long Reception: 22 vs. Wake Forest, 10/28/17  
 Touchdowns: 1 vs. Wake Forest, 10/28/17

## 2017 GAME-BY-GAME

Opponent	No.	Yds.	TD	Lg
Purdue		DNP		
N. Carolina		DNP		
Clemson		DNP		
Kent State	0	0	0	0
Murray St.	2	13	0	9
NC State	0	0	0	0
Boston College	1	22	1	2
Florida State	0	0	0	0
Wake Forest	2	18	0	10
Virginia	1	10	0	10
Syracuse	0	0	0	0
Kentucky	0	0	0	0



## #9 C.J. AVERY ■ Fr. ■ S

GRENADA, MISS.  
GRENADA HS

## CAREER STATS

Yr	G/S	S	A	Tot	TFL-Yd	Sk-Yd	FR	FF	Int	PB
2017	12/1	11	14	25	0.5-1	0-0	1-4	0	0-0	0
<b>Tot.</b>	<b>12/1</b>	<b>11</b>	<b>14</b>	<b>25</b>	<b>0.5-1</b>	<b>0-0</b>	<b>1-4</b>	<b>0</b>	<b>0-0</b>	<b>0</b>

## 2017 SEASON NOTES

- Registered a season-best seven stops against Syracuse
- Totaled six tackles against Kent State, including first fumble career recovery

## 2017 GAME-BY-GAME

Opponent	Tackles UT-AT-TT	TFL-Yds	Sacks No-Yds	FF-FR-Yds	Int-Yds	PBU	QBH
Purdue	1-0-1	0-0	0-0	0-0-0	0-0	0	0
N. Carolina	0-1-1	0-0	0-0	0-0-0	0-0	0	0
Clemson	2-1-3	0-0	0-0	0-0-0	0-0	0	0
Kent State	2-4-6	0-0	0-0	0-1-4	0-0	0	0
Murray St.	1-0-1	0-0	0-0	0-0-0	0-0	0	0
NC State	1-2-3	0.5-1	0-0	0-0-0	0-0	0	0
Boston College	0-0-0	0-0	0-0	0-0-0	0-0	0	0
Florida State	0-0-0	0-0	0-0	0-0-0	0-0	0	0
Wake Forest	0-0-0	0-0	0-0	0-0-0	0-0	0	0
Virginia	1-2-3	0-0	0-0	0-0-0	0-0	0	0
Syracuse	3-4-7	0-0	0-0	0-0-0	0-0	0	0
Kentucky	0-0-0	0-0	0-0	0-0-0	0-0	0	0

## CAREER HIGHS

Tackles: 7 vs. Syracuse, 11/18/17  
 Tackles for Loss: 0.5 vs. NC State, 10/5/17  
 Sacks: --  
 Interceptions: --  
 Pass Breakups: --  
 Fumble Recovery: 1 vs. Kent State, 9/23/17





## #88 JAVONTE BAGLEY ■ Sr. ■ WR

VERO BEACH, FLA.  
VERO BEACH HS

## CAREER STATS

Yr	G/S	Rec	Yds	TD	Y/C	LG
2014	4/0	2	18	0	9.0	10
2015	11/1	7	88	0	12.6	39
2016	7/0	3	21	0	7.0	10
2017	6/0	4	43	2	10.8	16
<b>Tot.</b>	<b>28/1</b>	<b>16</b>	<b>170</b>	<b>2</b>	<b>10.6</b>	<b>39</b>

## 2017 SEASON NOTES

- Hauled in second career touchdown, a 14-yard score against Murray State
- Had two catches for 31 yards, including first career touchdown reception, against the Golden Flashes

## 2017 GAME-BY-GAME

Opponent	No.	Yds.	TD	Lg
Purdue		DNP		
N. Carolina		DNP		
Clemson		DNP		
Kent State	2	31	1	16
Murray St.	2	12	1	14
NC State		DNP		
Boston College	0	0	0	0
Florida State	0	0	0	0
Wake Forest	0	0	0	0
Virginia		DNP		
Syracuse	0	0	0	0
Kentucky		DNP		

## CAREER HIGHS

Receptions: 3 vs. Boston College, 10/24/15  
 Receiving Yards: 69 vs. Boston College, 10/24/15  
 Long Reception: 39 vs. Boston College, 10/24/15  
 Touchdowns: 1 (2x) MR vs. Murray State, 9/30/17



## #14 DREW BAILEY ■ Sr. ■ DL

JACKSONVILLE, FLA.  
PEARL RIVER CC

## CAREER STATS

Yr	G/S	S	A	Tot	TFL-Yd	Sk-Yd	FR	FF	Int	PB
2015	12/0	2	7	9	1-4	0.5-3	0-0	0	0-0	0
2016	13/12	33	25	58	9-26	2-13	1-0	0	0-0	0
2017	10/3	6	8	14	0-0-0	0.5-0	0-0	0	0-0	0
<b>Tot.</b>	<b>35/15</b>	<b>41</b>	<b>40</b>	<b>81</b>	<b>10.0-30</b>	<b>3.0-16</b>	<b>1-0</b>	<b>0</b>	<b>0-0</b>	<b>0</b>

## 2017 SEASON NOTES

- Finished with a season-best four stops at Kentucky
- Made two stops in limited action against Florida State and Wake Forest
- Totaled three tackles in the season-opener against Purdue

## 2017 GAME-BY-GAME

Opponent	Tackles		Sacks	FF-FR-Yds	Int-Yds	PBU	QBH
	UT-AT-TT	TFL-Yds	No-Yds				
Purdue	0-3-3	0-0	0.5-0	0-0-0	0-0	0	0
N. Carolina	0-0-0	0-0	0-0	0-0-0	0-0	0	0
Clemson	0-0-0	0-0	0-0	0-0-0	0-0	0	0
Kent State		DNP					
Murray St.		DNP					
NC State	0-0-0	0-0	0-0	0-0-0	0-0	0	0
Boston College	0-0-0	0-0	0-0	0-0-0	0-0	0	0
Florida State	0-2-2	0-0	0-0	0-0-0	0-0	0	0
Wake Forest	2-0-2	0-0	0-0	0-0-0	0-0	0	0
Virginia	1-0-1	0-0	0-0	0-0-0	0-0	0	0
Syracuse	2-0-2	0-0	0-0	0-0-0	0-0	0	0
Kentucky	1-3-4	0-0	0-0	0-0-0	0-0	0	0

## CAREER HIGHS

Tackles: 11 vs. Duke, 10/14/16  
 Tackles for Loss: 3 vs. Duke, 10/14/16  
 Sacks: 1.0 vs. Syracuse, 9/9/17  
 Interceptions: --  
 Pass Breakups: --  
 Blocked Kicks: 1 vs. Purdue, 9/2/17



## #7 REGGIE BONNAFON ■ Sr. ■ RB

LOUISVILLE, KY.  
TRINITY HS

## CAREER STATS

## RUSHING

Yr	G/S	Att	Yds	TD	Y/C	LG
2014	10/5	72	164	5	2.3	36
2015	11/2	45	175	0	3.9	29
2016	13/10	5	7	0	1.4	5
2017	12/8	86	446	7	5.2	64
<b>Tot.</b>	<b>46/25</b>	<b>208</b>	<b>792</b>	<b>12</b>	<b>3.8</b>	<b>64</b>

## RECEIVING

Yr	G/S	Rec	Yds	TD	Y/C	LG
2014	--					
2015	11/2	10	105	0	10.5	26
2016	13/10	13	159	5	12.2	24
2017	12/8	21	182	1	8.7	34
<b>Tot.</b>	<b>36/20</b>	<b>44</b>	<b>446</b>	<b>6</b>	<b>10.1</b>	<b>34</b>

## PASSING

Yr	G/S	C	A	Int	Yds	TD	Pct	Lg	Effic
2014	10/5	61	120	4	864	5	50.8	52	118.4
2015	11/2	14	24	1	192	2	58.3	40	144.7
2016	13/0	0	0	0	0	0	--	--	--
2017	12/0	0	1	0	0	0	0.0	0	0.0
<b>Tot.</b>	<b>46/7</b>	<b>75</b>	<b>145</b>	<b>5</b>	<b>1,056</b>	<b>7</b>	<b>51.7</b>	<b>52</b>	<b>121.9</b>

## 2017 SEASON NOTES

- Tied a career high, rushing for two touchdowns against Kentucky on nine carries
- Produced a two-touchdown performance against Syracuse on Senior Day, rushing for a 33-yard score and catching a career-long 34 yard touchdown
- Compiled another stellar game, rushing 16 times for 74 yards and one touchdown against Florida State
- Had a breakout game on the ground against Boston College, carrying the ball 12 times for a career-high 107 yards and one touchdown; also ripped off a career-high 64 yard run
- Had Louisville's first rushing touchdown of the season, a 10-yard score against Purdue
- Named the starting running back after previously playing quarterback and wide receiver earlier in his career
- Selected as one of seven team captains

## 2017 GAME-BY-GAME

Opponent	No.	-----Rushing-----				-----Receiving-----			
		Yds.	TD	Lg		No.	Yds	TD	LG
Purdue	6	33	1	13		3	5	0	4
N. Carolina	10	22	0	12		3	21	0	21
Clemson	4	17	0	7		0	0	0	0
Kent State	3	18	0	13		2	30	0	21
Murray St.	4	26	1	13		2	19	0	10
NC State	4	13	0	5		3	7	0	5
Boston College	12	107	1	64		1	3	0	3
Florida State	16	74	1	15		2	14	0	9
Wake Forest	10	22	0	9		3	22	0	15
Virginia	3	8	0	7		0	0	0	0
Syracuse	5	43	1	33		1	34	1	34
Kentucky	9	63	2	18		1	27	0	27

## CAREER HIGHS

Rushes: 16 vs. Florida State, 10/21/17  
 Rushing Yards: 107 vs. Boston College, 10/14/17  
 Rushing TDs: 2 (3x) MR vs. Kentucky, 11/25/17  
 Long Rush: 64 vs. Boston College, 10/14/17  
 Receptions: 3 vs. Florida State, 10/17/15  
 Receiving Yards: 69 vs. Florida State, 09/17/16  
 Receiving TDs: 2 vs. Virginia, 10/29/16  
 Long Reception: 34 vs. Syracuse, 11/18/17



## #24 ZYKIESIS CANNON ■ Sr. ■ CB

MAULDIN, S.C.  
CAROLINA ACADEMY

## CAREER STATS

Yr	G/S	S	A	Tot	TFL-Yd	Sk-Yd	FR	FF	Int	PB
2014	9/0	2	2	4	0-0	0-0	0-0	0	0-0	0
2015	10/1	11	5	16	0-0	0-0	0-0	0	0-0	1
2016	12/10	35	31	66	3.0-9	0.5-3	0-0	0	1-1	3
2017	12/11	39	26	65	2.5-7	0-0	0-0	0	0-0	5
<b>Tot.</b>	<b>43/22</b>	<b>87</b>	<b>64</b>	<b>151</b>	<b>5.5-16</b>	<b>0.5-3</b>	<b>0-0</b>	<b>0</b>	<b>1-1</b>	<b>9</b>

## CAREER HIGHS

Tackles: 10 vs. Wake Forest, 10/28/17  
 Tackles for Loss: 1.0 (4x) MR vs. Wake Forest, 10/28/17  
 Sacks: 0.5 vs. Marshall, 9/24/16  
 Interceptions: 1 vs. LSU, 12/31/16  
 Pass Breakups: 2 (2x) MR vs. Kentucky, 11/25/17

## 2017 SEASON NOTES

- Accumulated a career-high 10 tackles against Wake Forest, also logging one tackle for loss
- Had at least five tackles for the second-consecutive game, tallying eight against Boston College
- Made nine stops against Clemson
- Opened season with nine tackles against Purdue

## 2017 GAME-BY-GAME

Opponent	Tackles		Sacks		FF-FR-Yds	Int-Yds	PBU	QBH
	UT-AT-TT	TFL-Yds	No-Yds					
Purdue	7-2-9	0-0	0-0	0-0-0	0-0	1	1	
N. Carolina	4-1-5	0-0	0-0	0-0-0	0-0	0	0	
Clemson	6-3-9	0-0	0-0	0-0-0	0-0	0	0	
Kent State	1-4-5	0-0	0-0	0-0-0	0-0	0	0	
Murray St.	2-2-4	0-0	0-0	0-0-0	0-0	0	0	
NC State	3-2-5	1.0-3	0-0	0-0-0	0-0	1	0	
Boston College	4-4-8	0-0	0-0	0-0-0	0-0	0	0	
Florida State	2-2-4	0-0	0-0	0-0-0	0-0	0	1	
Wake Forest	7-3-10	1.0-3	0-0	0-0-0	0-0	0	0	
Virginia	0-2-2	0.5-1	0-0	0-0-0	0-0	0	1	
Syracuse	1-1-2	0-0	0-0	0-0-0	0-0	1	0	
Kentucky	2-0-2	0-0	0-0	0-0-0	0-0	2	0	



## #45 BLANTON CREQUE ■ So. ■ K

SHELBYVILLE, KY.  
COLLINS HS

## CAREER STATS

Yr	G/S	FGM-A	FG%	Lg	11-29	30-39	40-49	50+	PAT	PAT%
2015		redshirt								
2016	13/0	16-19	.842	47	10-10	5-6	1-3	0-0	39-40	.975
2017	12/0	15-17	.882	48	3-3	9-10	3-4	0-0	55-56	.982
<b>Tot.</b>	<b>25/0</b>	<b>31-36</b>	<b>.861</b>	<b>48</b>	<b>13-13</b>	<b>14-16</b>	<b>4-7</b>	<b>0-0</b>	<b>94-96</b>	<b>.979</b>

## CAREER HIGHS

FG Made: 4 vs. NC State, 10/22/16  
 FG Attempted: 4 vs. NC State, 10/22/16  
 Long FG: 48 vs. NC State, 10/5/17  
 PAT Made: 8 (2x) MR vs. Syracuse, 11/18/17  
 PAT Attempted: 8 (2x) MR vs. Syracuse, 11/18/17  
 Points scored: 18 vs. NC State, 10/22/16

## 2017 SEASON NOTES

- Voted an all-ACC honorable mention
- Is 31 of 36 in his career for an 86.1 percent clip that ranks first in school history
- Connected on 15 field goals this season, moving into a four-way tie for fifth on the school's single-season list
- Has 100 points this year, good enough for fifth-most points by kicking in a season
- Totaled a season-best 14 points against Kentucky, climbing to sixth on school's all-time points by a kicker (currently has 187)
- Booted 55 extra points in 2017, moving into fourth on the school's single-season list
- Hit a 34-yard game-winning field goal at Florida State
- Moved into sole possession of seventh with 25 career field goals (currently 28) following the 2-for-2 performance at NC State
- Hit a career-long 48-yard field goal against the Wolfpack, his 14th straight overall
- Totaled a season-best 13 points against Murray State, including connecting on both field goals
- Connected on 12-consecutive field goals, dating back to the 2016 season, before a miss against Florida State

## 2017 GAME-BY-GAME

Opponent	XP-ATT	FG-ATT	Lg	Blk	Pts
Purdue	2-2	3-3	32	0	11
N. Carolina	5-5	2-2	37	0	11
Clemson	3-3	0-0	0	0	3
Kent State	6-6	0-0	0	0	6
Murray St.	7-7	2-2	44	0	13
NC State	1-2	2-2	48	0	7
Boston College	6-6	0-0	0	0	6
Florida State	4-4	1-2	34	0	7
Wake Forest	3-3	1-1	35	0	6
Virginia	5-5	1-2	40	0	8
Syracuse	8-8	0-0	0	0	8
Kentucky	5-5	3-3	42	0	14



## #83 MICKY CRUM ■ Jr. ■ TE

COLUMBUS, OHIO  
HAMILTON TOWNSHIP

## CAREER STATS

Yr	G/S	Rec	Yds	TD	Y/C	LG
2015	12/6	14	163	3	11.6	29
2016	8/1	1	7	0	7.0	7
2017	8/2	8	99	0	12.4	21
<b>Tot.</b>	<b>28/9</b>	<b>23</b>	<b>269</b>	<b>3</b>	<b>11.7</b>	<b>29</b>

## CAREER HIGHS

Receptions: 6 vs. Houston, 9/12/15  
 Receiving Yards: 103 vs. Houston, 9/12/15  
 Long Reception: 29 vs. Houston, 9/12/15  
 Touchdowns: 1 (3x) MR vs. Texas A&M, 12/30/15

## 2017 SEASON NOTES

- Caught a season-best three passes for 30 yards against Murray State
- Had one catch in the first six games, with a season long of 21 yards against North Carolina

## 2017 GAME-BY-GAME

Opponent	No.	Yds.	TD	Lg
Purdue	1	18	0	18
N. Carolina	1	21	0	21
Clemson	1	2	0	2
Kent State		DNP		
Murray St.	3	30	0	11
NC State	1	8	0	8
Boston College	1	20	0	20
Florida State	0	0	0	0
Wake Forest	0	0	0	0
Virginia		DNP		
Syracuse		DNP		
Kentucky		DNP		



## #5 SETH DAWKINS ■ So. ■ WR

COLUMBUS, OHIO  
FRANKLIN HEIGHTS HS

## CAREER STATS

## RECEIVING

Yr	G/S	Rec	Yds	TD	Y/C	LG
2016	12/2	11	191	1	17.4	53
2017	11/9	39	604	4	15.5	65
<b>Tot.</b>	<b>23/11</b>	<b>50</b>	<b>795</b>	<b>5</b>	<b>15.9</b>	<b>65</b>

## RUSHING

Yr	G/S	Att	Yds	TD	Y/C	LG
2016	12/2	1	4	0	4.0	4
2017	11/0	0	0	0	0.0	0
<b>Tot.</b>	<b>23/2</b>	<b>1</b>	<b>4</b>	<b>0</b>	<b>4.0</b>	<b>4</b>

## KICK RETURN

Yr	G/S	Ret	Yds	TD	Avg/Ret	LG
2016	12/0	14	306	0	21.9	30
2017	11/0	9	205	0	22.8	43
<b>Tot.</b>	<b>23/0</b>	<b>23</b>	<b>511</b>	<b>0</b>	<b>22.2</b>	<b>43</b>

## CAREER HIGHS

Receptions: 5 (3x) MR vs. Virginia, 11/11/17  
 Receiving Yards: 133 vs. NC State, 10/5/17  
 Receiving TDs: 1 (4x) MR vs. Florida State, 10/21/17  
 Long Reception: 65 vs. NC State, 10/5/17  
 Rushes: 1 vs. Marshall, 9/24/16  
 Rushing Yards: 4 vs. Marshall, 9/24/16  
 Rushing TDs: --  
 Long Rush: 4 vs. Marshall, 9/24/16  
 Kickoff Returns: 5 vs. Clemson, 9/16/17  
 Kickoff Return Yds: 105 vs. Clemson, 9/16/17  
 Long Kickoff Return: 43 vs. Purdue, 9/2/17


## 2017 SEASON NOTES

- Matched a career high with five receptions, totaling 55 yards and one touchdown against Virginia
- Had a breakout performance against NC State, tallying career highs of five receptions and 133 yards; also logged a touchdown and a career-long 65-yard reception
- Recorded a career-best 105 yards on kickoff returns, averaging 21 yards, against Clemson
- Logged four receptions against Purdue; also returned a kickoff a career-long 43 yards against the Boilermakers

## 2017 GAME-BY-GAME

Opponent	-----Receiving-----				-----Kick Returns-----			
	No.	Yds.	TD	Lg	No.	Yds	TD	LG
Purdue	4	56	0	21	2	62	0	43
N. Carolina	3	45	0	21	1	23	0	23
Clemson	4	28	0	12	5	105	0	31
Kent State	4	75	1	32	0	0	0	0
Murray St.	3	34	0	12	0	0	0	0
NC State	5	133	1	65	1	15	0	15
Boston College		DNP						
Florida State	1	26	1	26	0	0	0	0
Wake Forest	5	65	0	19	0	0	0	0
Virginia	5	55	1	16	0	0	0	0
Syracuse	3	60	0	23	0	0	0	0
Kentucky	2	27	0	21	0	0	0	0





## #17 DORIAN ETHERIDGE ■ Fr. ■ LB

CHARLESTON, W.VA.  
CAPITAL HS

## CAREER STATS

Yr	G/S	S	A	Tot	TFL-Yd	Sk-Yd	FR	FF	Int	PB
2017	12/12	37	40	77	3.0-4	0-0	1-0	0	0-0	2
<b>Tot.</b>	<b>12/12</b>	<b>37</b>	<b>40</b>	<b>77</b>	<b>3.0-4</b>	<b>0-0</b>	<b>1-0</b>	<b>0</b>	<b>0-0</b>	<b>2</b>

## SEASON HIGHS

Tackles:	14 vs. Boston College, 10/14/17
Tackles for Loss:	2.0 vs. Kent State, 10/28/17
Sacks:	--
Interceptions:	--
Fumble Recovery:	1 vs. Kent State, 9/23/17
Pass Breakups:	1 (2x) MR vs. Wake Forest, 10/28/17

## 2017 SEASON NOTES

- Paced the defense with a season-high 14 tackles against Boston College, the most by a true freshman in school history since records are available in 1972
- Had a team-leading nine tackles against Kent State, including first career fumble recovery
- Led the Cardinals' defense with eight tackles against North Carolina
- Started at linebacker against Purdue, becoming the first true freshman to start at the position since James Burgess in 2012

## 2017 GAME-BY-GAME

Opponent	Tackles		Sacks No-Yds	FF-FR-Yds	Int-Yds	PBU	QBH
	UT-AT-TT	TFL-Yds					
Purdue	1-1-2	0.5-2	0-0	0-0-0	0-0	1	0
N. Carolina	4-4-8	0-0	0-0	0-0-0	0-0	0	0
Clemson	1-1-2	0-0	0-0	0-0-0	0-0	0	0
Kent State	4-5-9	2.0-2	0-0	0-1-0	0-0	0	0
Murray St.	1-1-2	0-0	0-0	0-0-0	0-0	0	0
NC State	1-5-6	0-0	0-0	0-0-0	0-0	0	0
Boston College	9-5-14	0-0	0-0	0-0-0	0-0	0	0
Florida State	3-2-5	0-0	0-0	0-0-0	0-0	0	0
Wake Forest	4-2-6	0-0	0-0	0-0-0	0-0	1	0
Virginia	1-3-4	0.5-0	0-0	0-0-0	0-0	0	0
Syracuse	5-6-11	0-0	0-0	0-0-0	0-0	0	0
Kentucky	3-5-8	0-0	0-0	0-0-0	0-0	0	0



## #87 DEZ FITZPATRICK ■ r-Fr. ■ WR

FARMINGTON HILLS, MICH.  
WATERFORD MOTT HS

## CAREER STATS

Yr	G/S	Rec	Yds	TD	Y/C	LG
2016	redshirt					
2017	12/7	45	699	9	15.5	48
<b>Tot.</b>	<b>12/7</b>	<b>45</b>	<b>699</b>	<b>9</b>	<b>15.5</b>	<b>48</b>

## CAREER HIGHS

Receptions:	10 vs. NC State, 10/5/17
Receiving Yards:	134 vs. NC State, 10/5/17
Long Reception:	48 vs. Boston College, 10/14/17
Touchdowns:	2 (2x) MR vs. Murray State, 9/30/17

## 2017 SEASON NOTES

- Voted an all-ACC honorable mention
- Totaled two catches for 37 yards and one touchdown against Kentucky; the touchdown catch moved him into second for most TD receptions by a freshman in ACC history
- Boasts 699 receiving yards, 11th most by a freshman in ACC history
- Caught eighth receiving touchdown of the season, pulling in the 29-yard pass from Jawon Pass against Syracuse, to set the school's freshman record
- Had second-consecutive 100-yard receiving game, totaling 127 yards on seven catches against Boston College; also had a career-long 48-yard catch
- Pulled in season highs of 10 catches and 134 yards against NC State
- The 10 receptions tied Ibn Green's freshman record, first set against North Carolina on Nov. 9, 1996; the 134 receiving yards are the fourth most by a freshman in school history and the highest since Mario Urrutia had 138 against Florida Atlantic in 2005
- Totaled three touchdowns in two games after hauling in a couple scores against North Carolina
- Accumulated four catches for 95 yards and one score against Purdue in collegiate debut

## 2017 GAME-BY-GAME

Opponent	No.	Yds.	TD	Lg
Purdue	4	95	1	39
N. Carolina	4	78	2	30
Clemson	2	38	1	30
Kent State	2	24	0	17
Murray St.	4	45	2	15
NC State	10	134	0	27
Boston College	7	127	1	48
Florida State	1	13	0	13
Wake Forest	5	56	0	17
Virginia	1	1	0	1
Syracuse	3	51	1	29
Kentucky	2	37	1	29



## #58 JONATHAN GREENARD ■ So. ■ LB

HIRAM, GA.  
HIRAM HS

## CAREER STATS

Yr	G/S	S	A	Tot	TFL-Yd	Sk-Yd	FR	FF	Int	PB
2015	redshirt									
2016	12/1	8	14	22	7.0-29	2.5-21	0-0	0	1-42	2
2017	12/4	25	18	43	15.5-104	7.0-74	0-0	1	0-0	1
<b>Tot.</b>	<b>24/5</b>	<b>33</b>	<b>32</b>	<b>65</b>	<b>22.5-133</b>	<b>9.5-95</b>	<b>0-0</b>	<b>1</b>	<b>1-42</b>	<b>3</b>

## 2017 SEASON NOTES

- Boasts seven sacks in 2017 after 2.5 in 12 games last year
- Had a career-high nine tackles against Boston College, while extending tackles for loss streak to seven games with 1.5 against the Eagles
- Logged three tackles, including two for loss, against Murray State
- Accounted for at least one sack for the fourth-consecutive game, tallying a career-best 2.0 versus Kent State
- Had a season-best four tackles along with his first forced fumble against North Carolina

## 2017 GAME-BY-GAME

	Tackles		Sacks				
Opponent	UT-AT-TT	TFL-Yds	No-Yds	FF-FR-Yds	Int-Yds	PBU	QBH
Purdue	2-3-5	1.5-8	1.0-6	0-0-0	0-0	0	2
N. Carolina	3-1-4	3.0-25	1.0-21	1-0-0	0-0	0	0
Clemson	3-1-4	1.0-14	1.0-14	0-0-0	0-0	1	1
Kent State	2-1-3	2.0-17	2.0-17	0-0-0	0-0	0	0
Murray St.	2-1-3	2.0-6	0-0	0-0-0	0-0	0	0
NC State	2-2-4	0.5-2	0-0	0-0-0	0-0	0	0
Boston College	5-4-9	1.5-9	0-0	0-0-0	0-0	0	1
Florida State	1-1-2	0-0	0-0	0-0-0	0-0	0	1
Wake Forest	1-1-2	0-0	0-0	0-0-0	0-0	0	0
Virginia	1-0-1	1.0-9	1.0-9	0-0-0	0-0	0	0
Syracuse	1-0-1	1.0-2	0-0	0-0-0	0-0	0	1
Kentucky	2-3-5	2.0-12	1.0-7	0-0-0	0-0	0	2

## CAREER HIGHS

Tackles: 9 vs. Boston College, 10/14/17  
 Tackles for Loss: 3.0 vs. North Carolina, 9/9/17  
 Sacks: 2.0 vs. Kent State, 9/23/17  
 Interceptions: 1 vs. NC State, 10/22/16  
 Passes Breakups: 1 (3x) MR vs. Clemson, 9/16/17



## #99 JAMES HEARNS ■ Sr. ■ LB

TALLAHASSEE, FLA.  
LINCOLN HS

## CAREER STATS

Yr	G/S	S	A	Tot	TFL-Yd	Sk-Yd	FR	FF	Int	PB
2013	redshirt									
2014	2/0	0	0	0	0-0	0-0	0-0	0	0-0	0
2015	12/0	9	3	12	3.5-15	2.5-14	1-0	0	0-0	0
2016	12/12	31	12	43	11-82	8.0-71	0-0	5	0-0	2
2017	12/9	29	13	42	13.5-62	7.0-48	1-0	4	0-0	3
<b>Tot.</b>	<b>38/21</b>	<b>69</b>	<b>28</b>	<b>97</b>	<b>28.0-159</b>	<b>17.5-133</b>	<b>2-0</b>	<b>9</b>	<b>0-0</b>	<b>4</b>

## 2017 SEASON NOTES

- Matched a career best with 3.0 tackles for loss against Syracuse, while forcing one fumble
- Moved into a tie for fourth on the school's single-season list with four forced fumbles
- Set career highs with 3.0 tackles for loss - all sacks - against Virginia; set the school's single-game record with three forced fumbles
- Totaled a career-best eight tackles against Clemson, including first two sacks of the season

## 2017 GAME-BY-GAME

	Tackles		Sacks				
Opponent	UT-AT-TT	TFL-Yds	No-Yds	FF-FR-Yds	Int-Yds	PBU	QBH
Purdue	1-2-3	0-0	0-0	0-0-0	0-0	0	0
N. Carolina	3-1-4	0.5-0	0-0	0-0-0	0-0	0	0
Clemson	6-2-8	2.0-12	2.0-12	0-0-0	0-0	0	0
Kent State	3-2-5	2.0-5	0-0	0-0-0	0-0	0	0
Murray St.	0-0-0	0-0	0-0	0-0-0	0-0	0	1
NC State	2-1-3	0-0	0-0	0-1-0	0-0	0	0
Boston College	2-0-2	1.0-5	1.0-5	0-0-0	0-0	1	0
Florida State	2-2-4	1.5-2	0-0	0-0-0	0-0	1	0
Wake Forest	0-1-1	0.5-2	0-0	0-0-0	0-0	0	0
Virginia	4-0-4	3.0-24	3.0-24	3-0-0	0-0	0	0
Syracuse	4-0-4	3.0-12	1.0-7	1-0-0	0-0	0	1
Kentucky	2-2-4	0-0	0-0	0-0-0	0-0	1	0

## CAREER HIGHS

Tackles: 8 vs. Clemson, 9/16/17  
 Tackles for Loss: 3.0 (2x) MR vs. Syracuse, 11/18/17  
 Sacks: 3.0 vs. Virginia, 11/11/17  
 Interceptions: --  
 Forced Fumbles: 3 vs. Virginia, 11/11/17  
 Fumble Recoveries: 1 (2x) MR vs. NC State, 10/5/17  
 Passes Breakups: 1 (5x) MR vs. Kentucky, 11/25/17



## #21 LONDON IAKOPO ■ Jr. ■ LB

CARSON, CALIF.  
LONG BEACH CC

## CAREER STATS

Yr	G/S	S	A	Tot	TFL-Yd	Sk-Yd	FR	FF	Int	PB
2016	5/0	3	2	5	0-0	0-0	0-0	0	0-0	0
2017	11/1	6	6	12	1.5-9	1.0-9	0-0	0	0-0	0
<b>Tot.</b>	<b>16/1</b>	<b>9</b>	<b>8</b>	<b>17</b>	<b>1.5-9</b>	<b>1.0-9</b>	<b>0-0</b>	<b>0</b>	<b>0-0</b>	<b>0</b>

## 2017 SEASON NOTES

- Earned first career start and tied a career high with three tackles against Kent State
- Logged first career sack against Clemson
- Came off the bench and contributed two tackles against Purdue

## 2017 GAME-BY-GAME

	Tackles		Sacks				
Opponent	UT-AT-TT	TFL-Yds	No-Yds	FF-FR-Yds	Int-Yds	PBU	QBH
Purdue	1-1-2	0.5-0	0-0	0-0-0	0-0	0	0
N. Carolina	0-0-0	0-0	0-0	0-0-0	0-0	0	0
Clemson	3-0-3	1.0-9	1.0-9	0-0-0	0-0	0	0
Kent State	1-2-3	0-0	0-0	0-0-0	0-0	0	0
Murray St.	0-0-0	0-0	0-0	0-0-0	0-0	0	0
NC State	0-3-3	0-0	0-0	0-0-0	0-0	0	0
Boston College	0-0-0	0-0	0-0	0-0-0	0-0	0	0
Florida State	1-0-1	0-0	0-0	0-0-0	0-0	0	0
Wake Forest	0-0-0	0-0	0-0	0-0-0	0-0	0	0
Virginia		DNP					
Syracuse	0-0-0	0-0	0-0	0-0-0	0-0	0	0
Kentucky	0-0-0	0-0	0-0	0-0-0	0-0	0	0

## CAREER HIGHS

Tackles: 3 (3x) MR vs. NC State, 10/5/17  
 Tackles for Loss: 1.0 vs. Clemson, 9/16/17  
 Sacks: 1.0 vs. Clemson, 9/16/17  
 Interceptions: --  
 Pass Breakups: --



#8

**LAMAR JACKSON ■ Jr. ■ QB****POMPANO BEACH, FLA.  
BOYNTON BEACH HS****CAREER STATS****PASSING**

Yr	G/S	C	A	Int	Yds	TD	Pct	Lg	Effic
2015	12/7	135	247	8	1840	12	54.7	56	126.8
2016	13/13	230	409	9	3543	30	56.2	74	148.8
2017	12/12	241	399	6	3489	25	60.4	78	151.5
<b>Tot.</b>	<b>37/32</b>	<b>606</b>	<b>1055</b>	<b>23</b>	<b>8872</b>	<b>67</b>	<b>57.4</b>	<b>78</b>	<b>144.7</b>

**RUSHING**

Yr	G/S	Att	Yds	TD	Y/C	LG
2015	12/8	163	960	11	5.9	73
2016	13/13	260	1571	21	6.0	72
2017	12/12	208	1443	17	6.9	68
<b>Tot.</b>	<b>37/33</b>	<b>631</b>	<b>3974</b>	<b>49</b>	<b>6.3</b>	<b>73</b>

**CAREER HONORS**

- 2017 ACC Player of the Year and ACC Offensive Player of the Year
- 2016 Heisman Trophy, youngest winner of the award
- 2016 Davey O'Brien Award, nation's top quarterback
- 2016 Maxwell Award as the nation's top football player
- 2016 ACC Player of the Year and ACC Offensive Player of the Year
- 2015 Music City Bowl MVP

**2017 SEASON NOTES**

- Voted the 2017 ACC Player of the Year and ACC Offensive Player of the Year, a first in the ACC's 65-year history to earn the award in consecutive seasons; also named an all-ACC first team member for the second-straight year
- Accumulated 372 yards of total offense against Kentucky, earning the Howard Schnellenberger Most Valuable Player for the second time
- Rushed for 156 yards against the Wildcats, overtaking Indiana's Antwaan Randle-El for seventh on the NCAA career list for rushing yards by a QB; became the first player in Louisville history to have two seasons with at least 1,300 rushing yards
- Broke two of his own school records with performance against Kentucky: logged his 12th game in a single season with 300 yards of total offense; and, achieved his ninth 100-yard rushing game of the season
- Finished the game versus Syracuse with 381 yards of total offense, becoming the school's career leader in total offense
- Rushed for 120 yards against the Orange, becoming only the second player in ACC history to string together five-straight 100-yard rushing games twice in his career, joining Boston College's Montel Harris
- Had 342 yards of total offense against Virginia, including 195 through the air; became the first player in FBS history to have two seasons with 1,000 rushing yards and 3,000 passing yards (achieved one time by seven players)
- With the performance against the Cavaliers, achieved the fourth season in Louisville history with 4,000 yards of total offense by an individual (Chris Redman, 1998; Teddy Bridgewater, 2013; Lamar Jackson, 2016)
- Registered fifth 100-yard rushing game of the season, going 161 yards against Wake Forest; became the fourth player - first underclassman - in FBS history with 3,000 rushing and 8,000 passing yards in a career
- From the performance against Wake Forest, became the third player - first underclassman - to have consecutive seasons with 1,000 rushing and 2,500 passing yards
- Became the fifth quarterback in FBS history to rush for 40 TDs and pass for 60 TDs, doing so earlier in his career than any other player, after throwing for one score against the Demon Deacons
- Had 491 yards of total offense, totaling 14th career with at least 400 yards of offense to break the ACC record
- Produced 512 yards of total offense (332 passing, 180 rushing), with five touchdowns responsible against Boston College
- With 180 rushing yards against the Eagles, broke the school's career rushing yards record originally held by Walter Peacock (3,204, 1972-75)
- Rushed for three touchdowns against Boston College, setting the school's career rushing touchdowns record
- Became the first player in the ACC's 65-year history to have three games with at least 500 yards of total offense
- Had 427 yards of total offense against NC State, becoming the third player in Louisville history, seventh in ACC history, to reach 10,000 yards of total offense for his career; he is the first Louisville player, second in the ACC, to reach the plateau before their senior season
- With his 73 yards rushing at NC State, became the sixth player in FBS history to rush for 3,000 yards and pass for over 7,000 passing yards in a career
- The second rushing touchdown against the Wolfpack made him the ACC career record holder for rushing touchdowns by a quarterback (currently has 46)
- Rushed seven times for 100 yards and one touchdown, while throwing for 249 yards and three touchdowns against Murray State; broke Chris Redman's school record for points responsibility
- With his performance against the Racers, set the Louisville record for most 100-yard rushing games; the original mark was 15
- Threw for two scores against Kent State and ran for one, breaking Chris Redman's school record for touchdown responsibility
- Ran for 64 yards against Clemson, taking the No. 1 position in the ACC record book for career rushing yards by a quarterback; passed Georgia Tech's Joshua Nesbitt, who previously held the mark with 2,806 yards
- Tossed first interception of the season against Clemson, breaking a streak of 135-passing attempts without a pick
- Totaled 525 yards of total offense against North Carolina, eighth most in an ACC game in school history; became second player in FBS history to record at least 300 passing yards and 100 rushing yards in consecutive games
- Surpassed 1,000 yards of total offense with his performance against North Carolina; achieved the feat in consecutive seasons and is one of only two players in FBS history since 2000 to reach the 1,000-yard plateau
- Was responsible for six touchdowns against North Carolina, the fourth game in his career achieving the feat
- Selected a preseason All-America second-team honoree
- Named to the all-ACC preseason team

**2017 GAME-BY-GAME**

Opponent	-----Passing-----					-----Rushing-----				
	Comp	Att	Int	Yds	TD	Lg	No.	Yds	TD	LG
Purdue	30	46	0	378	2	39	21	107	0	15
N. Carolina	25	39	0	393	3	75	19	132	3	43
Clemson	21	42	1	317	3	78	17	64	0	30
Kent State	18	22	2	299	2	69	8	34	1	18
Murray St.	18	26	0	249	3	57	7	100	1	30
NC State	26	47	1	354	1	65	19	73	2	17
Boston College	19	39	1	332	2	48	22	180	3	41
Florida State	13	21	0	156	1	26	23	178	1	51
Wake Forest	27	44	1	330	1	26	27	161	3	55
Virginia	15	26	0	195	3	35	15	147	1	68
Syracuse	14	26	0	270	2	72	12	111	2	43
Kentucky	15	21	0	216	2	29	18	156	0	34

**CAREER HIGHS**

Completions:	30 vs. Purdue, 9/2/17
Passing Attempts:	47 vs. NC State, 10/5/17
Passing Yards:	417 vs. Marshall, 9/24/16
Passing TDs:	6 vs. Charlotte, 9/1/16
Interceptions:	3 vs. Kentucky, 11/26/16
Long Pass:	78 vs. Clemson, 9/16/17
Rushes:	31 vs. Clemson, 10/1/16
Rushing Yards:	226 vs. Texas A&M, 12/30/15
Rushing TDs:	4 (2x) MR vs. Florida State, 9/17/16
Long Rush:	73 vs. Samford, 9/26/15
Total Offense Yards:	610 vs. Syracuse, 9/9/16





## #28 MASON KING ■ So. ■ P

LOUISVILLE, KY.  
ST. XAVIER HS

## CAREER STATS

Yr	G/S	Punts	Yds	Avg	In-20	50+	TB	Lg
2015		redshirt						
2016	13/0	55	2413	43.9	16	14	1	60
2017	12/0	39	1718	44.1	9	10	2	58
<b>Tot.</b>	<b>25/0</b>	<b>94</b>	<b>4131</b>	<b>43.9</b>	<b>25</b>	<b>24</b>	<b>3</b>	<b>60</b>

## CAREER HIGHS

Punts: 8 (2x) MR vs. Clemson, 9/16/17  
 Punting Yards: 404 vs. LSU, 12/31/16  
 Punting Average: 51.7 vs. Syracuse, 11/18/17  
 Long Punt: 60 vs. Clemson, 10/1/16

## 2017 SEASON NOTES

- Set a career best with a 51.7 yard average, totaling three punts for 155 yards against Syracuse; matched a season long with a 58-yard kick
- Logged a 49.7 yard average, with three boots for 149 yards; placed a season-best two inside the 20 against Florida State
- Punted six times for 286 yards against Boston College for an average of 47.7
- Had a career-tying best eight punts against Clemson, including a season long of 58
- Punted three times against Purdue for 132 yards, an average of 44.0 yards

## 2017 GAME-BY-GAME

Opponent	No.	Yds	Avg	Lg	Blkd	TB	I20
Purdue	3	132	44.0	47	0	0	1
N. Carolina	1	36	36.0	36	0	0	1
Clemson	8	350	43.8	58	0	0	1
Kent State	1	45	45.0	45	0	0	0
Murray St.	1	45	45.0	45	0	0	0
NC State	5	203	40.6	52	0	0	1
Boston College	6	286	47.7	57	0	1	0
Florida State	3	149	49.7	56	0	0	2
Wake Forest	5	196	39.2	56	0	1	1
Virginia	3	121	40.3	43	0	0	1
Syracuse	3	155	51.7	58	0	0	1
Kentucky	0	0	-	0	0	0	0



## #4 JAWON PASS ■ So. ■ QB

COLUMBUS, GA.  
CARVER HS

## CAREER STATS

## PASSING

Yr	G/S	C	A	Int	Yds	TD	Pct	Lg	Effic
2016		redshirt							
2017	6/0	23	33	0	238	2	69.7	31	150.3
<b>Tot.</b>	<b>6/0</b>	<b>23</b>	<b>33</b>	<b>0</b>	<b>238</b>	<b>2</b>	<b>69.7</b>	<b>31</b>	<b>150.3</b>

## RUSHING

Yr	G/S	Att	Yds	TD	Y/C	LG
2016		redshirt				
2017	6/0	13	62	1	4.8	34
<b>Tot.</b>	<b>6/0</b>	<b>13</b>	<b>62</b>	<b>1</b>	<b>4.8</b>	<b>34</b>

## CAREER HIGHS

Completions: 14 vs. Murray State, 9/30/17  
 Passing Attempts: 19 vs. Murray State, 9/30/17  
 Passing Yards: 115 vs. Murray State, 9/30/17  
 Passing TDs: 1 (2x) MR vs. Syracuse, 11/18/17  
 Interceptions: --  
 Long Pass: 31 vs. Kent State, 9/23/17  
 Rushes: 9 vs. Murray State, 9/30/17  
 Rushing Yards: 36 vs. Murray State, 9/30/17  
 Rushing TDs: 1 vs. Murray State, 9/30/17  
 Long Rush: 34 vs. Murray State, 9/30/17

## 2017 SEASON NOTES

- Tossed second touchdown pass of the season, completing a 29-yard strike to Dez Fitzpatrick against Syracuse
- Completed a season-best 14-of-19 passes for 115 yards and one touchdown against Murray State; had nine carries for 36 yards, including first career rushing score
- Made collegiate debut against Kent State, connecting on 5-of-8 passes for 75 yards

## 2017 GAME-BY-GAME

Opponent	----Passing----				----Rushing----			
	Comp	Att	Int	Yds	TD	Lg	No.	Yds
Purdue				DNP				
N. Carolina				DNP				
Clemson				DNP				
Kent State	5-8-0	75	0	31	1	0	0	0
Murray St.	14-19-0	115	1	18	9	36	1	34
NC State				DNP				
Boston College				DNP				
Florida State				DNP				
Wake Forest	1-2-0	2	0	2	1	-2	0	0
Virginia	0-0-0	0	0	0	0	0	0	0
Syracuse	3-4-0	46	1	29	1	5	0	5
Kentucky	0-0-0	0	0	0	1	23	0	23



## #30 KHANE PASS ■ So. ■ S

COLUMBUS, GA.  
CARVER HS

## CAREER STATS

Yr	G/S	S	A	Tot	TFL-Yd	Sk-Yd	FR	FF	Int	PB
2015		redshirt								
2016	10/1	11	8	19	1.5-2	0-0	0-0	0	0-0	1
2017	12/5	22	15	37	3.0-16	0-0	0-0	1	1-40	1
<b>Tot.</b>	<b>22/6</b>	<b>33</b>	<b>23</b>	<b>56</b>	<b>4.5-18</b>	<b>0-0</b>	<b>0-0</b>	<b>1</b>	<b>1-40</b>	<b>2</b>

## CAREER HIGHS

Tackles: 6 (2x) MR vs. NC State, 10/5/17  
 Tackles for Loss: 1.0 (3x) MR vs. Kent State, 9/23/17  
 Sacks: --  
 Interceptions: 1 vs. Syracuse, 11/18/17  
 Fumble Recovery: 1 vs. Kent State, 9/23/17  
 Pass Breakups: 1 (2x) MR vs. Clemson, 9/16/17

## 2017 SEASON NOTES

- Picked off first career pass and returned it 40 yards against Syracuse
- Matched a career high with six tackles at NC State
- Forced first career fumble against Kent State, also accounting for 1.0 tackles for loss
- Made a career-high six tackles against Purdue

## 2017 GAME-BY-GAME

Opponent	Tackles		Sacks		FF-FR-Yds	Int-Yds	PBU	QBH
	UT-AT-TT	TFL-Yds	No-Yds	FF-FR-Yds				
Purdue	5-1-6	0.5-2	0-0	0-0-0	0-0	0	0	0
N. Carolina	3-1-4	0-0	0-0	0-0-0	0-0	0	0	0
Clemson	3-2-5	1.0-5	0-0	0-0-0	0-0	1	0	0
Kent State	2-1-3	1.0-8	0-0	1-0-0	0-0	0	0	0
Murray St.	0-2-2	0.5-1	0-0	0-0-0	0-0	0	0	0
NC State	4-2-6	0-0	0-0	0-0-0	0-0	0	1	0
Boston College	2-0-2	0-0	0-0	0-0-0	0-0	0	0	0
Florida State	0-1-1	0-0	0-0	0-0-0	0-0	0	0	0
Wake Forest	1-1-2	0-0	0-0	0-0-0	0-0	0	0	0
Virginia	1-3-4	0-0	0-0	0-0-0	0-0	0	0	0
Syracuse	1-0-1	0-0	0-0	0-0-0	1-40	0	0	0
Kentucky	0-1-1	0-0	0-0	0-0-0	0-0	0	0	0

#98 **TABARIUS PETERSON** ■ r-Fr. ■ DLTUCKER, GA.  
TUCKER HS**CAREER STATS**

Yr	G/S	S	A	Tot	TFL-Yd	Sk-Yd	FR	FF	Int	PB
2016	redshirt									
2017	12/0	9	9	18	0-0	0-0	0-0	1	0-0	1
<b>Tot.</b>	<b>11/0</b>	<b>9</b>	<b>9</b>	<b>18</b>	<b>0-0</b>	<b>0-0</b>	<b>0-0</b>	<b>1</b>	<b>0-0</b>	<b>1</b>

**2017 SEASON NOTES**


- Totaled four tackles against Florida State
- Achieved a season-high five tackles against Kent State
- Forced first fumble of his career against Purdue

**2017 GAME-BY-GAME**

Opponent	Tackles		Sacks	FF-FR-Yds	Int-Yds	PBU	QBH
	UT-AT-TT	TFL-Yds					
Purdue	1-0-1	0-0	0-0	1-0-0	0-0	0	0
N. Carolina	0-1-1	0-0	0-0	0-0-0	0-0	0	0
Clemson	0-1-1	0-0	0-0	0-0-0	0-0	0	0
Kent State	2-3-5	0-0	0-0	0-0-0	0-0	0	0
Murray St.	1-0-1	0-0	0-0	0-0-0	0-0	1	0
NC State	0-0-0	0-0	0-0	0-0-0	0-0	0	0
Boston College	0-0-0	0-0	0-0	0-0-0	0-0	0	0
Florida State	2-2-4	0-0	0-0	0-0-0	0-0	0	0
Wake Forest	0-0-0	0-0	0-0	0-0-0	0-0	0	0
Virginia	1-2-3	0-0	0-0	0-0-0	0-0	0	0
Syracuse	1-0-1	0-0	0-0	0-0-0	0-0	0	1
Kentucky	1-0-1	0-0	0-0	0-0-0	0-0	0	0

**CAREER HIGHS**

Tackles: 5 vs. Kent State, 9/23/17  
 Tackles for Loss: --  
 Sacks: --  
 Interceptions: --  
 Pass Breakups: 1 vs. Murray State, 9/30/17  
 Forced Fumbles: 1 vs. Purdue, 9/2/17

#90 **DE'ASIAN RICHARDSON** ■ Sr. ■ DEJACKSONVILLE, FLA.  
FIRST COAST HS**CAREER STATS**

Yr	G/S	S	A	Tot	TFL-Yd	Sk-Yd	FR	FF	Int	PB
2013	redshirt									
2014	11/0	3	6	9	0-0	0-0	0-0	0	0-0	0
2015	2/0	3	1	4	0-0	0-0	0-0	0	0-0	0
2016	13/3	13	4	17	4.0-8	0-0	0-0	0	0-0	1
2017	12/11	13	13	26	2.0-3	0-0	0-0	0	0-0	1
<b>Tot.</b>	<b>38/13</b>	<b>32</b>	<b>24</b>	<b>56</b>	<b>6.0-11</b>	<b>0-0</b>	<b>0-0</b>	<b>0</b>	<b>0-0</b>	<b>2</b>

**2017 SEASON NOTES**

- Totaled a season-high seven tackles against Florida State
- Assisted on a tackle for loss against North Carolina and Florida State

**2017 GAME-BY-GAME**

Opponent	Tackles		Sacks	FF-FR-Yds	Int-Yds	PBU	QBH
	UT-AT-TT	TFL-Yds					
Purdue	0-1-1	0-0	0-0	0-0-0	0-0	0	0
N. Carolina	0-2-2	0.5-1	0-0	0-0-0	0-0	0	0
Clemson	0-1-1	0-0	0-0	0-0-0	0-0	0	0
Kent State	3-0-3	0-0	0-0	0-0-0	0-0	0	0
Murray St.	0-0-0	0-0	0-0	0-0-0	0-0	0	0
NC State	1-1-2	0-0	0-0	0-0-0	0-0	0	0
Boston College	2-1-3	0-0	0-0	0-0-0	0-0	0	0
Florida State	2-5-7	0.5-0	0-0	0-0-0	0-0	0	0
Wake Forest	1-1-2	0-0	0-0	0-0-0	0-0	0	0
Virginia	0-0-0	0-0	0-0	0-0-0	0-0	0	0
Syracuse	3-1-4	1.0-2	0-0	0-0-0	0-0	0	0
Kentucky	1-0-1	0-0	0-0	0-0-0	0-0	1	0

**CAREER HIGHS**

Tackles: 7 vs. Florida State, 10/21/17  
 Tackles for Loss: 2 vs. Kentucky, 11/26/16  
 Sacks: --  
 Interceptions: --  
 Pass Breakups: 1 (2x) MR vs. Kentucky, 11/25/17

#94 **G.G. ROBINSON** ■ So. ■ DTLILBURN, GA.  
PARKVIEW HS**CAREER STATS**

Yr	G/S	S	A	Tot	TFL-Yd	Sk-Yd	FR	FF	Int	PB
2015	redshirt									
2016	9/0	2	0	2	0-0	0-0	0-0	0	0-0	0
2017	12/6	8	20	28	3.0-6	0-0	0-0	0	0-0	1
<b>Tot.</b>	<b>21/6</b>	<b>10</b>	<b>20</b>	<b>30</b>	<b>3.0-6</b>	<b>0-0</b>	<b>0-0</b>	<b>0</b>	<b>0-0</b>	<b>1</b>

**2017 SEASON NOTES**

- Started against NC State and finished with a career-best six tackles
- Earned the starting nod against Clemson, first of career
- Logged three tackles, including 1.5 for loss, against Purdue

**2017 GAME-BY-GAME**

Opponent	Tackles		Sacks	FF-FR-Yds	Int-Yds	PBU	QBH
	UT-AT-TT	TFL-Yds					
Purdue	1-2-3	1.5-4	0-0	0-0-0	0-0	0	0
N. Carolina	0-0-0	0-0	0-0	0-0-0	0-0	0	0
Clemson	1-1-2	0-0	0-0	0-0-0	0-0	0	0
Kent State	2-3-5	1.0-2	0-0	0-0-0	0-0	0	0
Murray St.	0-3-3	0.5-0	0-0	0-0-0	0-0	1	0
NC State	1-5-6	0-0	0-0	0-0-0	0-0	0	0
Boston College	2-1-3	0-0	0-0	0-0-0	0-0	0	0
Florida State	1-3-4	0-0	0-0	0-0-0	0-0	0	0
Wake Forest	0-0-0	0-0	0-0	0-0-0	0-0	0	0
Virginia	0-0-0	0-0	0-0	0-0-0	0-0	0	0
Syracuse	0-0-0	0-0	0-0	0-0-0	0-0	0	0
Kentucky	0-2-2	0-0	0-0	0-0-0	0-0	0	0

**CAREER HIGHS**

Tackles: 6 vs. NC State, 10/5/17  
 Tackles for Loss: 1.5 vs. Purdue, 9/2/17  
 Sacks: --  
 Interceptions: --  
 Pass Breakups: 1 vs. Murray State, 9/30/17



#1

## TRAVEON SAMUEL ■ Jr. ■ WR

PHENIX CITY, ALA.  
CENTRAL HS

## CAREER STATS

## RECEIVING

Yr	G/S	Rec	Yds	TD	Y/C	LG
2015	13/2	18	177	1	9.8	27
2016	13/1	18	230	1	12.8	38
2017	12/6	21	339	0	16.1	78
<b>Tot.</b>	<b>38/9</b>	<b>57</b>	<b>746</b>	<b>2</b>	<b>13.1</b>	<b>78</b>

## RUSHING

Yr	G/S	Att	Yds	TD	Y/C	LG
2015	13/2	5	62	0	4.8	21
2016	13/1	8	54	1	6.8	21
2017	12/6	4	46	0	11.5	15
<b>Tot.</b>	<b>38/9</b>	<b>17</b>	<b>162</b>	<b>1</b>	<b>9.5</b>	<b>21</b>

## KICK RETURN

Yr	G/S	Ret	Yds	TD	Avg/Ret	LG
2015	13/0	12	321	1	26.8	100
2016	13/0	11	190	0	17.3	30
2017	12/0	11	203	0	18.5	35
<b>Tot.</b>	<b>38/0</b>	<b>34</b>	<b>714</b>	<b>1</b>	<b>21.0</b>	<b>100</b>

## CAREER HIGHS

Receptions: 6 vs. Houston, 9/12/15  
 Receiving Yards: 100 vs. Clemson, 9/16/17  
 Receiving TDs: 1 (2x) MR vs. Charlotte, 9/1/16  
 Long Reception: 78 vs. Clemson, 9/16/17  
 Rushes: 2 (3x) MR vs. Florida State, 9/17/16  
 Rushing Yards: 30 vs. Virginia, 11/14/15  
 Rushing TDs: 1 vs. Syracuse, 9/9/16  
 Long Rush: 21 (2x) MR vs. Syracuse, 9/9/16  
 Kickoff Returns: 5 vs. Kentucky, 11/26/16  
 Kickoff Return Yds: 108 vs. Kentucky, 11/26/16  
 Long Kickoff Return: 100 vs. Clemson, 9/17/15

## 2017 SEASON NOTES

- ▶ Matched a season high with five catches against Wake Forest for 72 yards
- ▶ Hauled in two catches for a career-best 100 yards against Clemson, including a long of 78; compiled the fourth game in school history that a player reached 100 receiving yards in two or fewer catches
- ▶ Recorded five catches for 55 yards in the season opener against Purdue

## 2017 GAME-BY-GAME

Opponent	----Rushing----				----Receiving----			
	No.	Yds.	TD	Lg	No.	Yds	TD	LG
Purdue	0	0	0	0	5	55	0	21
N. Carolina	1	10	0	10	1	6	0	6
Clemson	0	0	0	0	2	100	0	78
Kent State	1	15	0	15	0	0	0	0
Murray St.	1	13	0	13	2	26	0	18
NC State	0	0	0	0	1	2	0	2
Boston College	0	0	0	0	0	0	0	0
Florida State	0	0	0	0	1	13	0	13
Wake Forest	1	8	0	8	5	72	0	26
Virginia	0	0	0	0	1	35	0	35
Syracuse	0	0	0	0	1	4	0	4
Kentucky	0	0	0	0	2	26	0	21



#11

## DEE SMITH ■ Jr. ■ S

FLORENCE, ALA.  
FLORENCE HS

## CAREER STATS

Yr	G/S	S	A	Tot	TFL-Yd	Sk-Yd	FR	FF	Int	PB
2015	6/0	2	5	7	0-0	0-0	0-0	0	1-0	0
2016	12/3	31	11	42	1.0-1	0-0	0-0	0	0-0	1
2017	11/4	24	18	42	0-0	0-0	0-0	0	1-45	1
<b>Tot.</b>	<b>29/7</b>	<b>57</b>	<b>34</b>	<b>91</b>	<b>1.0-1</b>	<b>0-0</b>	<b>0-0</b>	<b>0</b>	<b>2-45</b>	<b>2</b>

## 2017 SEASON NOTES

- ▶ Picked off the second pass of his career - first of the season - and returned it 45 yards against Virginia
- ▶ Collected a season-best tackles against Boston College in first start of the season
- ▶ Had five tackles against Clemson

## CAREER HIGHS

Tackles: 10 vs. Houston, 11/17/16  
 Tackles for Loss: 1.0 vs. Wake Forest, 11/12/16  
 Sacks: --  
 Interceptions: 1 (2x) MR vs. Virginia, 11/11/17  
 Pass Breakups: 1 (2x) MR vs. Syracuse, 11/18/17

## 2017 GAME-BY-GAME

Opponent	Tackles		Sacks		FF-FR-Yds	Int-Yds	PBU	QBH
	UT-AT-TT	TFL-Yds	No-Yds					
Purdue	0-1-1	0-0	0-0	0-0-0	0-0	0	0	0
N. Carolina	1-0-1	0-0	0-0	0-0-0	0-0	0	0	0
Clemson	3-2-5	0-0	0-0	0-0-0	0-0	0	0	0
Kent State	2-0-2	0-0	0-0	0-0-0	0-0	0	0	0
Murray St.	1-1-2	0-0	0-0	0-0-0	0-0	0	1	0
NC State	1-2-3	0-0	0-0	0-0-0	0-0	0	0	0
Boston College	5-2-7	0-0	0-0	0-0-0	0-0	0	0	0
Florida State	2-2-4	0-0	0-0	0-0-0	0-0	0	0	0
Wake Forest		DNP						
Virginia	4-2-6	0-0	0-0	0-0-0	1-45	0	0	0
Syracuse	3-3-6	0-0	0-0	0-0-0	0-0	1	0	0
Kentucky	2-3-5	0-0	0-0	0-0-0	0-0	0	0	0





#9

**JAYLEN SMITH ■ Jr. ■ WR**PASCAGOULA, MISS.  
PASCAGOULA HS**CAREER STATS**

Yr	G/S	Rec	Yds	TD	Y/C	LG
2015	13/10	29	376	1	13.0	55
2016	13/5	27	599	6	22.2	74
2017	9/9	53	873	6	16.5	75
<b>Tot.</b>	<b>35/24</b>	<b>109</b>	<b>1848</b>	<b>13</b>	<b>17.0</b>	<b>75</b>

**CAREER HIGHS**

Receptions: 9 vs. North Carolina, 9/9/17  
 Receiving Yards: 183 vs. North Carolina, 9/9/17  
 Receiving TDs: 2 vs. Virginia, 11/11/17  
 Long Reception: 75 vs. North Carolina, 9/9/17

**2017 SEASON NOTES**

- Voted an all-ACC honorable mention
- Boasts a 17.0 career yards per reception average, ranking third in school history with a 100-catch minimum
- Caught a touchdown for the third-consecutive game, finishing the contest against Kentucky with six catches for 75 yards and one score
- Set a career high with two touchdown catches, while totaling 84 yards against Virginia; the second TD reception was a one-handed grab
- Had fourth career game, third of season, with 100-receiving yards in a six-catch, 118-yard performance against Boston College
- Missed three games with an injury
- Pulled in a receiving touchdown for the second-consecutive game, also totaling 79 yards against Clemson
- Collected 183 yards on nine catches against North Carolina with one touchdown; it was his third career game, second straight, with at least 100 yards receiving
- The 300 receiving yards through two games are the most by a UofL receiver in the first two contests, surpassing Harry Douglas' mark of 251 in 2007
- The 183 yards receiving versus the Tar Heels are the most by a UofL receiver since Jamari Staples had 194 against Pitt in 2015

**2017 GAME-BY-GAME**

Opponent	No.	Yds.	TD	Lg
Purdue	8	117	0	29
N. Carolina	9	183	1	75
Clemson	5	79	1	36
Kent State		DNP		
Murray St.		DNP		
NC State		DNP		
Boston College	6	118	0	34
Florida State	5	49	0	21
Wake Forest	6	73	0	24
Virginia	5	84	2	29
Syracuse	3	95	1	72
Kentucky	6	75	1	16



#4

**TRESEAN SMITH ■ Fr. ■ S**HAMILTON, OHIO  
LASALLE HS**CAREER STATS**

Yr	G/S	S	A	Tot	TFL-Yd	Sk-Yd	FR	FF	Int	PB
2017	12/3	20	14	34	4.0-15	1.0-8	0-0	0	2-0	0
<b>Tot.</b>	<b>12/3</b>	<b>20</b>	<b>14</b>	<b>34</b>	<b>4.0-15</b>	<b>1.0-8</b>	<b>0-0</b>	<b>0</b>	<b>2-0</b>	<b>0</b>

**CAREER HIGHS**


Tackles: 6 vs. Boston College, 10/14/17  
 Tackles for Loss: 2.0 (2x) MR vs. Boston College, 10/14/17  
 Sacks: 1.0 vs. Boston College, 10/14/17  
 Interceptions: 1 (2x) MR vs. Boston College, 10/14/17  
 Pass Breakups: --

**2017 SEASON NOTES**

- Had a season-best six tackles against Boston College, including first career sack; registered second interception of the season in the contest
- Tallied a season-high 2.0 tackles for loss against Kent State
- Made three stops at North Carolina
- Recorded one tackle and first career interception against Purdue in collegiate debut

**2017 GAME-BY-GAME**

Opponent	Tackles		Sacks		FF-FR-Yds	Int-Yds	PBU	QBH
	UT-AT-TT	TFL-Yds	No-Yds					
Purdue	1-0-1	0-0	0-0	0-0-0	1-0	0	0	0
N. Carolina	3-0-3	0-0	0-0	0-0-0	0-0	0	0	0
Clemson	0-1-1	0-0	0-0	0-0-0	0-0	0	0	0
Kent State	2-1-3	2.0-5	0-0	0-0-0	0-0	0	0	0
Murray St.	0-2-2	0-0	0-0	0-0-0	0-0	0	0	0
NC State	0-1-1	0-0	0-0	0-0-0	0-0	0	0	0
Boston College	5-1-6	2.0-10	1.0-8	0-0-0	1-0	0	0	0
Florida State	3-1-4	0-0	0-0	0-0-0	0-0	0	0	0
Wake Forest	2-2-4	0-0	0-0	0-0-0	0-0	0	0	0
Virginia	1-0-1	0-0	0-0	0-0-0	0-0	0	0	0
Syracuse	1-3-4	0-0	0-0	0-0-0	0-0	0	0	0
Kentucky	2-2-4	0-0	0-0	0-0-0	0-0	0	0	0



## #81 EMONEE SPENCE ■ So. ■ WR

PEMBROKE PINES, FLA.  
FLANAGAN HS

## CAREER STATS

Yr	G/S	Rec	Yds	TD	Y/C	LG
2015	7/0	1	7	0	7.0	7
2016	redshirt					
2017	2/0	5	48	0	9.6	15
<b>Tot.</b>	<b>9/0</b>	<b>6</b>	<b>55</b>	<b>0</b>	<b>9.2</b>	<b>15</b>

## 2017 SEASON NOTES


- Made first appearance of the season against Kent State, pulling in career highs of three catches and 27 yards

## CAREER HIGHS

Receptions: 3 vs. Kent State, 9/23/17  
 Receiving Yards: 27 vs. Kent State, 9/23/17  
 Receiving TDs: --  
 Long Reception: 15 vs. Kent State, 9/23/17

## 2017 GAME-BY-GAME

Opponent	No.	Yds.	TD	Lg
Purdue		DNP		
N. Carolina		DNP		
Clemson		DNP		
Kent State	3	27	0	15
Murray St.	2	21	0	14
NC State		DNP		
Boston College		DNP		
Florida State		DNP		
Wake Forest		DNP		
Virginia		DNP		
Syracuse		DNP		
Kentucky		DNP		



## #80 CHARLES STANDBERRY ■ Sr. ■ TE

MONTGOMERY, ALA.  
CARVER HS

## CAREER STATS

Yr	G/S	Rec	Yds	TD	Y/C	LG
2014	13/1	7	57	2	8.1	17
2015	13/0	6	71	0	11.8	38
2016	11/0	4	46	0	11.5	20
2017	12/9	27	296	3	11.0	25
<b>Tot.</b>	<b>49/10</b>	<b>44</b>	<b>470</b>	<b>5</b>	<b>10.7</b>	<b>38</b>

## 2017 SEASON NOTES

- Matched a season- and career-best four receptions, tallying 43 yards and one touchdown against Murray State
- Caught a career-high four passes for 34 yards, including first touchdown of the season, against Clemson

## CAREER HIGHS

Receptions: 4 (2x) MR vs. Murray State, 9/30/17  
 Receiving Yards: 43 vs. Murray State, 9/30/17  
 Receiving TDs: 1 (5x) MR vs. Wake Forest, 10/28/17  
 Long Reception: 38 vs. Kentucky, 11/28/15

## 2017 GAME-BY-GAME

Opponent	No.	Yds.	TD	Lg
Purdue	2	12	0	7
N. Carolina	1	15	0	15
Clemson	4	34	1	11
Kent State	2	19	0	12
Murray St.	4	43	1	18
NC State	2	20	0	10
Boston College	2	38	0	23
Florida State	2	34	0	25
Wake Forest	2	26	1	20
Virginia	2	10	0	7
Syracuse	3	31	0	16
Kentucky	1	14	0	14



## #42 ISAAC STEWART ■ Jr. ■ LB

CHARLOTTE, N.C.  
BUTLER HS

## CAREER STATS

Yr	G/S	S	A	Tot	TFL-Yd	Sk-Yd	FR	FF	Int	PB
2014	redshirt									
2015	13/0	3	4	7	0-0	0-0	0-0	0	0-0	0
2016	13/0	15	9	24	1.0-6	1.0-6	0-0	0	0-0	1
2017	11/2	15	11	26	2.0-4	0-0	0-0	1	0-0	0
<b>Tot.</b>	<b>37/2</b>	<b>33</b>	<b>24</b>	<b>57</b>	<b>3.0-10</b>	<b>0-0</b>	<b>0-0</b>	<b>1</b>	<b>0-0</b>	<b>1</b>

## 2017 SEASON NOTES

- Paced the team with nine tackles at Florida State, including five solo stops
- Set a career high with 10 tackles against Boston College, while forcing first career fumble
- Racked up two tackles, including 1.0 for loss, against Kent State

## CAREER HIGHS

Tackles: 10 vs. Boston College, 10/14/17  
 Tackles for Loss: 1.0 (3x) vs. Murray State, 9/30/17  
 Sacks: 1.0 vs. Boston College, 11/5/16  
 Interceptions: --  
 Forced Fumbles: 1 vs. Boston College, 10/14/17  
 Pass Breakups: 1 vs. Syracuse, 9/9/16

## 2017 GAME-BY-GAME

Opponent	Tackles		Sacks		Int-Yds	PBU	QBH
	UT-AT-TT	TFL-Yds	No-Yds	FF-FR-Yds			
Purdue	0-0-0	0-0	0-0	0-0-0	0-0	0	0
N. Carolina	0-0-0	0-0	0-0	0-0-0	0-0	0	0
Clemson	0-0-0	0-0	0-0	0-0-0	0-0	0	0
Kent State	2-0-2	1.0-3	0-0	0-0-0	0-0	0	0
Murray St.	1-0-1	1.0-1	0-0	0-0-0	0-0	0	0
NC State	0-0-0	0-0	0-0	0-0-0	0-0	0	0
Boston College	6-4-10	0-0	0-0	1-0-0	0-0	0	1
Florida State	5-4-9	0-0	0-0	0-0-0	0-0	0	0
Wake Forest	1-2-3	0-0	0-0	0-0-0	0-0	0	0
Virginia	0-1-1	0-0	0-0	0-0-0	0-0	0	0
Syracuse		DNP					
Kentucky	0-0-0	0-0	0-0	0-0-0	0-0	0	0



## #32 STACY THOMAS ■ Sr. ■ LB

MIAMI, FLA.  
GULLIVER PREP

## CAREER STATS

Yr	G/S	S	A	Tot	TFL-Yd	Sk-Yd	FR	FF	Int	PB
2013	redshirt									
2014	13/0	6	3	9	0-0	0-0	0-0	0	0-0	0
2015	13/0	17	14	31	0-0	0-0	1-0	0	0-0	1
2016	13/11	49	36	85	7.5-26	1.0-8	2-23	0	1-23	3
2017	9/9	32	28	60	6.5-35	2.0-22	1-0	0	1-61	3
<b>Tot.</b>	<b>48/20</b>	<b>104</b>	<b>81</b>	<b>185</b>	<b>14.0-61</b>	<b>3.0-30</b>	<b>4-23</b>	<b>0</b>	<b>2-84</b>	<b>7</b>

## CAREER HIGHS

Tackles: 11 (2x) MR vs. LSU, 12/31/16  
 Tackles for Loss: 3.5 vs. Wake Forest, 10/28/17  
 Sacks: 1.0 (3x) MR vs. Kentucky, 11/25/17  
 Interceptions: 1 (2x) MR vs. Purdue, 9/2/17  
 Pass Breakups: 1 (7x) MR vs. vs. Murray State, 9/30/17  
 Fumbles Recovered: 1 (4x) MR vs. Purdue, 9/2/17

## 2017 SEASON NOTES

- Made double-digit tackles for the third time this season, with 10 against Kentucky
- Returned to the lineup against Wake Forest and matched a season best with 10 stops, including a career-high 3.5 tackles for loss
- Had two tackles at NC State before leaving the game with an injury
- Logged 10 tackles against Clemson, the fourth time with double-digit stops in career
- Had six tackles against Purdue; registered second career interception in the game and returned it 61 yards for a touchdown

## 2017 GAME-BY-GAME

Opponent	Tackles		Sacks No-Yds	FF-FR-Yds	Int-Yds	PBU	QBH
	UT-AT-TT	TFL-Yds					
Purdue	2-4-6	0.5-1	0-0	0-1-0	1-61	1	1
N. Carolina	1-3-4	0-0	0-0	0-0-0	0-0	1	0
Clemson	5-5-10	0-0	0-0	0-0-0	0-0	0	0
Kent State		DNP					
Murray St.	4-1-5	1.0-3	0-0	0-0-0	0-0	1	0
NC State	0-2-2	0.5-1	0-0	0-0-0	0-0	0	0
Boston College		DNP					
Florida State		DNP					
Wake Forest	7-3-10	3.5-13	1.0-5	0-0-0	0-0	0	0
Virginia	3-3-6	0-0	0-0	0-0-0	0-0	0	0
Syracuse	4-3-7	0-0	0-0	0-0-0	0-0	0	0
Kentucky	6-4-10	1.0-17	1.0-17	0-0-0	0-0	0	0



## #20 RONALD WALKER ■ Sr. ■ CB

BYRAN, MISS.  
COPIAH-LINCOLN CC

## CAREER STATS

Yr	G/S	S	A	Tot	TFL-Yd	Sk-Yd	FR	FF	Int	PB
2016	12/1	13	10	23	0.5-0	0-0	0-0	0	1-31	1
2017	12/2	24	9	33	1.0-1	0-0	0-0	0	0-0	2
<b>Tot.</b>	<b>24/3</b>	<b>37</b>	<b>19</b>	<b>56</b>	<b>1.5-1</b>	<b>0-0</b>	<b>0-0</b>	<b>0</b>	<b>1-31</b>	<b>3</b>

## CAREER HIGHS

Tackles: 8 vs. LSU, 12/31/16  
 Tackles for Loss: 1.0 vs. Murray State, 9/30/17  
 Sacks: --  
 Interceptions: 1 vs. Wake Forest, 11/12/16  
 Pass Breakups: 1 (3x) MR vs. vs. Kent State, 9/23/17

## 2017 SEASON NOTES

- Logged at least five tackles in first three games, including a season-best seven against both North Carolina and Clemson

## 2017 GAME-BY-GAME

Opponent	Tackles		Sacks No-Yds	FF-FR-Yds	Int-Yds	PBU	QBH
	UT-AT-TT	TFL-Yds					
Purdue	5-1-6	0-0	0-0	0-0-0	0-0	1	0
N. Carolina	5-2-7	0-0	0-0	0-0-0	0-0	0	0
Clemson	6-1-7	0-0	0-0	0-0-0	0-0	0	0
Kent State	0-0-0	0-0	0-0	0-0-0	0-0	1	0
Murray St.	1-2-3	1.0-1	0-0	0-0-0	0-0	0	0
NC State	1-1-2	0-0	0-0	0-0-0	0-0	0	0
Boston College	0-0-0	0-0	0-0	0-0-0	0-0	0	0
Florida State	1-0-1	0-0	0-0	0-0-0	0-0	0	0
Wake Forest	1-1-2	0-0	0-0	0-0-0	0-0	0	0
Virginia	2-0-2	0-0	0-0	0-0-0	0-0	0	0
Syracuse	2-1-3	0-0	0-0	0-0-0	0-0	0	0
Kentucky	0-0-0	0-0	0-0	0-0-0	0-0	0	0





## #15 TRUMAINE WASHINGTON ■ Sr. ■ CB

MIAMI, FLA.  
KILLIAN HS

## CAREER STATS

Yr	G/S	S	A	Tot	TFL-Yd	Sk-Yd	FR	FF	Int	PB
2014	8/0	12	2	14	1.0-9	1.0-9	0-0	0	0-0	1
2015	13/12	48	8	56	7.0-33	2.0-20	1-0	3	4-57	6
2016	12/11	27	3	30	1.0-3	0-0	0-0	0	2-31	6
2017	12/11	28	11	39	1.0-8	1.0-8	0-0	0	4-81	9
<b>Tot.</b>	<b>45/34</b>	<b>115</b>	<b>24</b>	<b>139</b>	<b>10.0-53</b>	<b>4.0-37</b>	<b>1-0</b>	<b>3</b>	<b>10-169</b>	<b>22</b>

## CAREER HIGHS

Tackles: 12 vs. Syracuse, 11/7/15  
 Tackles for Loss: 4.0 vs. Syracuse, 11/7/15  
 Sacks: 1.0 (4x) MR vs. Purdue, 9/2/17  
 Interceptions: 2 vs. Florida State, 10/21/17  
 Pass Breakups: 3 vs. Virginia, 11/11/17

## 2017 SEASON NOTES

- Voted an all-ACC honorable mention
- Tied for 63rd nationally with nine pass breakups
- Owns 22 career pass breakups, tied for ninth most in school history
- Had an interception against Syracuse, now is one of four players in Louisville history with at least 10 interceptions and at least 20 pass breakups, joining Anthony Floyd, Sam Madison, and Rashad Holman
- Made four stops and had a career-high three pass breakups against Virginia
- Picked off two passes against Florida State, first multi-interception career game
- Earned first interception of the season, seventh of career, against Kent State and returned it 37 yards for the touchdown
- Tallied first sack of the season, fourth of career, against Purdue; also had two pass breakups against the Boilermakers

## 2017 GAME-BY-GAME

	Tackles		Sacks				
Opponent	UT-AT-TT	TFL-Yds	No-Yds	FF-FR-Yds	Int-Yds	PBU	QBH
Purdue	5-1-6	1.0-8	1.0-8	0-0-0	0-0	2	0
N. Carolina	3-1-4	0-0	0-0	0-0-0	0-0	1	0
Clemson	3-1-4	0-0	0-0	0-0-0	0-0	1	0
Kent State	2-1-3	0-0	0-0	0-0-0	1-37	1	0
Murray St.	0-0-0	0-0	0-0	0-0-0	0-0	0	0
NC State	1-1-2	0-0	0-0	0-0-0	0-0	0	0
Boston College	0-1-1	0-0	0-0	0-0-0	0-0	0	0
Florida State	1-2-3	0-0	0-0	0-0-0	2-44	0	0
Wake Forest	3-0-3	0-0	0-0	0-0-0	0-0	0	0
Virginia	2-2-4	0-0	0-0	0-0-0	0-0	3	0
Syracuse	3-0-3	0-0	0-0	0-0-0	1-0	0	0
Kentucky	5-1-6	0-0	0-0	0-0-0	0-0	1	0



## #22 CHUCKY WILLIAMS ■ Sr. ■ S

HIALEAH, FLA.  
CHAMPAGNAT CATHOLIC SCHOOL

## CAREER STATS

Yr	G/S	S	A	Tot	TFL-Yd	Sk-Yd	FR	FF	Int	PB
2013		redshirt								
2014	10/0	3	3	6	0-0	0-0	0-0	0	0-0	0
2015	13/12	38	23	61	2.0-6	0-0	1-0	1	3-79	7
2016	13/13	49	25	74	2.0-4	0-0	2-15	0	3-56	3
2017	12/12	44	30	74	0-0	0-0	0-0	3	2-2	5
<b>Tot.</b>	<b>48/37</b>	<b>134</b>	<b>81</b>	<b>215</b>	<b>4.0-10</b>	<b>0-0</b>	<b>3-15</b>	<b>4</b>	<b>8-137</b>	<b>15</b>

## CAREER HIGHS

Tackles: 13 vs. Boston College, 10/14/17  
 Tackles for Loss: 1.0 (4x) MR vs. Wake Forest, 11/12/16  
 Sacks: --  
 Forced Fumbles: 1 (4x) MR vs. Wake Forest, 10/28/17  
 Interceptions: 1 (8x) MR vs. Syracuse, 11/18/17  
 Pass Breakups: 3 vs. Texas A&M, 12/30/15

## 2017 SEASON NOTES

- Logged double-digit stops for the second time this season, making 10 tackles against Wake Forest; recorded second-consecutive game with a forced fumble
- Totaled a career-high 13 tackles against Boston College along with one pass breakup
- Swatted a season-high two passes against Clemson
- Forced second fumble of career against North Carolina
- Opened the season with six tackles and one interception against Purdue

## 2017 GAME-BY-GAME

	Tackles		Sacks				
Opponent	UT-AT-TT	TFL-Yds	No-Yds	FF-FR-Yds	Int-Yds	PBU	QBH
Purdue	6-0-6	0-0	0-0	0-0-0	1-0	0	0
N. Carolina	2-1-3	0-0	0-0	1-0-0	0-0	1	0
Clemson	5-0-5	0-0	0-0	0-0-0	0-0	2	0
Kent State	0-1-1	0-0	0-0	0-0-0	0-0	0	0
Murray St.	2-3-5	0-0	0-0	0-0-0	0-0	0	0
NC State	3-4-7	0-0	0-0	0-0-0	0-0	0	0
Boston College	6-7-13	0-0	0-0	0-0-0	0-0	1	0
Florida State	2-1-3	0-0	0-0	1-0-0	0-0	0	0
Wake Forest	6-4-10	0-0	0-0	1-0-0	0-0	0	0
Virginia	4-5-9	0-0	0-0	0-0-0	0-0	0	0
Syracuse	5-1-6	0-0	0-0	0-0-0	1-2	0	0
Kentucky	3-3-6	0-0	0-0	0-0-0	0-0	1	0



## #25 DAE WILLIAMS ■ r-Fr. ■ RB

SAPULPA, OKLA.  
SAPULPA HS

## CAREER STATS

## RUSHING

Yr	G/S	Att	Yds	TD	Y/C	LG
2017	5/0	35	232	3	6.6	44
<b>Tot.</b>	<b>5/0</b>	<b>35</b>	<b>232</b>	<b>3</b>	<b>6.6</b>	<b>44</b>

## RECEIVING

Yr	G/S	Rec	Yds	TD	Y/C	LG
2017	5/0	2	17	0	8.5	10
<b>Tot.</b>	<b>5/0</b>	<b>2</b>	<b>17</b>	<b>0</b>	<b>8.5</b>	<b>10</b>

## CAREER HIGHS


Rushes: 15 vs. Virginia, 11/11/17  
 Rushing Yards: 88 vs. Virginia, 11/11/17  
 Rushing TDs: 1 (3x) MR vs. Kentucky, 11/25/17  
 Long Rush: 44 vs. Kentucky, 11/25/17  
 Receptions: 1 (2x) MR vs. Kentucky, 11/25/17  
 Receiving Yards: 10 vs. Kentucky, 11/25/17  
 Long Reception: 10 vs. Kentucky, 11/25/17

## 2017 SEASON NOTES

- Set a season high with 15 carries for 88 yards against Virginia, also logging his second rushing touchdown of the year
- Made first collegiate appearance against Florida State, carrying the ball five times for 41 yards and one touchdown

## 2017 GAME-BY-GAME

Opponent	-----Rushing-----				-----Receiving-----			
	No.	Yds.	TD	Lg	No.	Yds	TD	LG
Purdue		DNP						
N. Carolina		DNP						
Clemson		DNP						
Kent State		DNP						
Murray St.		DNP						
NC State		DNP						
Boston College		DNP						
Florida State	5	41	1	25	1	7	0	7
Wake Forest	1	2	0	2	0	0	0	0
Virginia	15	88	1	20	0	0	0	0
Syracuse	8	39	0	16	0	0	0	0
Kentucky	6	62	1	44	1	10	0	10



## #29 MALIK WILLIAMS ■ Sr. ■ RB

WILSON, N.C.  
ALLAN HANCOCK COLLEGE

## CAREER STATS

## RUSHING

Yr	G/S	Att	Yds	TD	Y/C	LG
2016	12/0	19	145	1	7.6	50
2017	10/5	62	518	4	8.4	74
<b>Tot.</b>	<b>22/5</b>	<b>81</b>	<b>663</b>	<b>5</b>	<b>8.2</b>	<b>74</b>

## RECEIVING

Yr	G/S	Rec	Yds	TD	Y/C	LG
2016	12/0	1	7	0	7.0	7
2017	10/5	14	136	0	9.7	28
<b>Tot.</b>	<b>22/5</b>	<b>15</b>	<b>143</b>	<b>0</b>	<b>9.5</b>	<b>28</b>

## CAREER HIGHS

Rushes: 13 vs. North Carolina, 9/9/17  
 Rushing Yards: 180 vs. Syracuse, 11/18/17  
 Rushing TDs: 2 (2x) MR vs. Syracuse, 11/18/17  
 Long Rush: 74 vs. North Carolina, 9/9/17  
 Receptions: 4 vs. Kent State, 9/23/17  
 Receiving Yards: 43 vs. Kent State, 9/23/17  
 Long Reception: 28 vs. Kent State, 9/23/17

## 2017 SEASON NOTES

- Accumulated a career-best 180 yards on nine rushes against Syracuse, with the second multi-score game of career
- The 180 rushing yards against the Orange are the most by a Louisville running back since Bilal Powell had 209 yards versus Cincinnati on Oct. 15, 2010
- Rushed six times for 30 yards at NC State before leaving the game with an injury
- Had first multi-touchdown rushing game of career, scoring twice against Kent State on nine carries; also logged career highs of four catches and 43 receiving yards
- Paced the Cardinals on the ground against North Carolina, carrying the ball 13 times for 149 yards - an average of 11.5 yards per carry

## 2017 GAME-BY-GAME

Opponent	-----Rushing-----				-----Receiving-----			
	No.	Yds.	TD	Lg	No.	Yds	TD	LG
Purdue	0	0	0	0	2	17	0	12
N. Carolina	13	149	0	74	2	18	0	12
Clemson	6	35	0	14	3	36	0	19
Kent State	9	47	2	33	4	43	0	28
Murray St.	5	13	0	7	1	6	0	6
NC State	6	30	0	12	1	9	0	9
Boston College		DNP						
Florida State		DNP						
Wake Forest	2	0	0	2	0	0	0	0
Virginia	10	55	0	23	0	0	0	0
Syracuse	9	180	2	56	1	7	0	7
Kentucky	2	9	0	9	0	0	0	0



## #33 COLIN WILSON ■ Fr. ■ RB

GREEN COVE SPRINGS, FLA.  
CLAY HS

## CAREER STATS

## RUSHING

Yr	G/S	Att	Yds	TD	Y/C	LG
2017	3/0	6	69	0	11.5	21
<b>Tot.</b>	<b>3/0</b>	<b>6</b>	<b>69</b>	<b>0</b>	<b>11.5</b>	<b>21</b>

## RECEIVING

Yr	G/S	Rec	Yds	TD	Y/C	LG
2017	3/0	2	15	0	7.5	8
<b>Tot.</b>	<b>3/0</b>	<b>2</b>	<b>15</b>	<b>0</b>	<b>7.5</b>	<b>8</b>

## CAREER HIGHS

Rushes: 3 (2x) MR vs. Murray State, 9/30/17  
 Rushing Yards: 36 vs. Murray State, 9/30/17  
 Rushing TDs: -  
 Long Rush: 21 (2x) MR vs. Murray State, 9/30/17  
 Receptions: 1 (2x) MR vs. Murray State, 9/30/17  
 Receiving Yards: 8 vs. Kent State, 9/30/17  
 Long Reception: 8 vs. Kent State, 9/30/17

## HIGH SCHOOL NOTES

- Ranked as the No. 26 running back by ESPN.com
- Rushed 192 times for 1,466 yards and 21 touchdowns as a senior
- Capped career at Center Grove High with 561 rushes for 3,931 yards, 7.0 yards per carry, and 67 touchdowns

## 2017 GAME-BY-GAME

Opponent	-----Rushing-----				-----Receiving-----			
	No.	Yds.	TD	Lg	No.	Yds	TD	LG
Purdue		DNP						
N. Carolina		DNP						
Clemson	0	0	0	0	0	0	0	0
Kent State	3	33	0	21	1	8	0	8
Murray St.	3	36	0	21	1	7	0	7
NC State		DNP						
Boston College		DNP						
Florida State		DNP						
Wake Forest		DNP						
Virginia		DNP						
Syracuse		DNP						
Kentucky		DNP						

GREENWOOD, IND.  
CENTER GROVE HS#6 **RUSS YEAST ■ Fr. ■ CB****CAREER STATS**

Yr	G/S	S	A	Tot	TFL-Yd	Sk-Yd	FR	FF	Int	PB
2017	11/6	13	7	20	1.0-3	0-0	0-0	0	0-0	1
<b>Tot.</b>	<b>11/6</b>	<b>13</b>	<b>7</b>	<b>20</b>	<b>1.0-3</b>	<b>0-0</b>	<b>0-0</b>	<b>0</b>	<b>0-0</b>	<b>1</b>

**2017 SEASON NOTES**

- ▶ Matched season best with five tackles against Wake Forest
- ▶ Had a season-high five stops at NC State
- ▶ Made first career tackle for loss, totaling three tackles against Murray State

**CAREER HIGHS**

Tackles: 5 (2x) MR vs. Wake Forest, 10/28/17  
 Tackles for Loss: 1.0 vs. Murray State, 9/30/17  
 Sacks: -  
 Interceptions: -  
 Pass Breakups: 1 vs. Boston College, 10/14/17

**2017 GAME-BY-GAME**

Opponent	Tackles		Sacks No-Yds	FF-FR-Yds	Int-Yds	PBU	QBH
	UT-AT-TT	TFL-Yds					
Purdue	0-0-0	0-0	0-0	0-0-0	0-0	0	0
N. Carolina	0-0-0	0-0	0-0	0-0-0	0-0	0	0
Clemson	0-0-0	0-0	0-0	0-0-0	0-0	0	0
Kent State	0-0-0	0-0	0-0	0-0-0	0-0	0	0
Murray St.	3-0-3	1.0-3	0-0	0-0-0	0-0	0	0
NC State	3-2-5	0-0	0-0	0-0-0	0-0	0	0
Boston College	1-2-3	0-0	0-0	0-0-0	0-0	1	0
Florida State	1-1-2	0-0	0-0	0-0-0	0-0	0	0
Wake Forest	4-1-5	0-0	0-0	0-0-0	0-0	0	0
Virginia	1-0-1	0-0	0-0	0-0-0	0-0	0	0
Syracuse	0-1-1	0-0	0-0	0-0-0	0-0	0	0
Kentucky		DNP					

#91 **TREVON YOUNG ■ Sr. ■ LB**

IOWA WESTERN CC

**CAREER STATS**

Yr	G/S	S	A	Tot	TFL-Yd	Sk-Yd	FR	FF	Int	PB
2014	11/0	5	2	7	2.0-8	1.0-6	0-0	0	0-0	0
2015	12/8	20	12	32	10.0-73	8.5-67	0-0	2	1-27	2
2016	redshirt									
2017	12/11	28	24	52	9.0-30	3.5-18	1-0	0	0-0	5
<b>Tot.</b>	<b>35/19</b>	<b>53</b>	<b>38</b>	<b>91</b>	<b>21.0-111</b>	<b>13.0-91</b>	<b>1-0</b>	<b>2</b>	<b>1-27</b>	<b>7</b>

**2017 SEASON NOTES**

- ▶ Named the recipient of the ACC's Brian Piccolo Award, bestowed to the 'most courageous' football player in the conference
- ▶ Recorded five tackles against Florida State, including second sack of the season
- ▶ Had five stops against Murray State, including at least one tackle for loss
- ▶ Registered career-high six tackles against Kent State, including 2.0 for loss
- ▶ Made three stops, including 1.5 sacks, and two pass breakups against Purdue; was first game in action after being sidelined for the entire 2016 campaign with a hip injury

**CAREER HIGHS**

Tackles: 8 vs. NC State, 10/5/17  
 Tackles for Loss: 3.5 vs. Wake Forest, 10/30/15  
 Sacks: 3.0 (2x) MR vs. Wake Forest, 10/30/15  
 Interceptions: 1 vs. Syracuse, 11/7/15  
 Pass Breakups: 2 vs. Purdue, 9/2/17

**2017 GAME-BY-GAME**

Opponent	Tackles		Sacks No-Yds	FF-FR-Yds	Int-Yds	PBU	QBH
	UT-AT-TT	TFL-Yds					
Purdue	1-2-3	1.0-1	1.5-1	0-0-0	0-0	2	3
N. Carolina	4-1-5	1.0-1	0-0	0-0-0	0-0	0	0
Clemson	3-2-5	0-0	0-0	0-0-0	0-0	0	0
Kent State	4-2-6	2.0-2	0-0	0-0-0	0-0	0	0
Murray St.	5-0-5	1.0-2	0-0	0-0-0	0-0	1	0
NC State	3-5-8	0.5-2	0-0	0-0-0	0-0	0	0
Boston College	0-2-2	0.5-2	0-0	0-0-0	0-0	1	1
Florida State	3-2-5	1.0-12	1.0-12	0-0-0	0-0	0	1
Wake Forest	1-3-4	1.0-3	0-0	0-0-0	0-0	0	0
Virginia	2-3-5	0-0	0-0	0-1-0	0-0	0	2
Syracuse	0-2-2	0-0	0-0	0-0-0	0-0	1	0
Kentucky	2-0-2	1.0-5	1.0-5	0-0-0	0-0	0	1





# RECORD BOOK

## TOTAL OFFENSE

### TOTAL PLAYS

#### GAME

75.....	Lamar Jackson at Clemson (44 passes, 31 rushes)	Oct. 1, 2016
71.....	Lamar Jackson at Wake Forest (44 passes, 27 rushes)	Oct. 28, 2017
71.....	Chris Redman vs. Southern Miss (63 passes, 8 rushes)	Sept. 28, 1996
68.....	Lamar Jackson at Houston (43 passes, 25 rushes)	Nov. 17, 2016
67*.....	Lamar Jackson vs. Purdue (46 passes, 21 rushes)	Sept. 2, 2017
67.....	Brian Brohm vs. Syracuse (65 passes, 2 rushes)	Sept. 22, 2007
66.....	Lamar Jackson at NC State (47 passes, 19 rushes)	Oct. 5, 2017
65.....	Dave Ragone at Texas Christian (50 passes, 15 rushes)	Nov. 23, 2001
65.....	Chris Redman at Cincinnati (62 passes, 3 rushes)	Nov. 8, 1997
64.....	Chris Redman vs. Tulane (57 passes, 7 rushes)	Oct. 11, 1997

\*Ally Classic, Indianapolis, Ind.



## SEASON

669.....	Lamar Jackson (409 passes, 260 rushes)	2016
607.....	Lamar Jackson (399 passes, 208 rushes)	2017 (Through Nov. 25)
572.....	Dave Ragone (441 passes, 131 rushes)	2002
532.....	Chris Redman (489 passes, 43 rushes)	1999
530.....	Brian Brohm (473 passes, 57 rushes)	2007
513.....	Chris Redman (473 passes, 40 rushes)	1998
493.....	Teddy Bridgewater (419 passes, 74 rushes)	2012
492.....	Chris Redman (445 passes, 47 rushes)	1997
490.....	Teddy Bridgewater (427 passes, 63 rushes)	2013
475.....	Dave Ragone (383 passes, 92 rushes)	2001

## CAREER

1,846.....	Chris Redman (1,679 passes, 167 rushes)	1996-99
1,686.....	Lamar Jackson (1,055 passes, 631 rushes)	2015-Present
1,506.....	Dave Ragone (1,180 passes, 326 rushes)	1999-2002
1,368.....	Teddy Bridgewater (1,142 passes, 226 rushes)	2011-13
1,357.....	Brian Brohm (1,185 passes, 172 rushes)	2004-07
1,235.....	Jay Gruden (1,049 passes, 186 rushes)	1985-88
982.....	Jeff Brohm (715 passes, 267 rushes)	1989-93
966.....	Ed Rubbert (873 passes, 93 rushes)	1983-86
904.....	Marty Lowe (767 passes, 137 rushes)	1991-95
899.....	John Madeya (742 passes, 157 rushes)	1970-72

## TOTAL YARDS

### GAME

610.....	Lamar Jackson at Syracuse (411 pass, 199 rush)	Sept. 9, 2016
578.....	Chris Redman at East Carolina (592 pass, -14 rush)	Nov. 14, 1998
549.....	Brian Brohm vs. Syracuse (555 pass, -6 rush)	Sept. 22, 2007
525.....	Lamar Jackson at North Carolina (393 pass, 132 rush)	Sept. 9, 2017
512.....	Lamar Jackson vs. Boston College (332 pass, 180 rush)	Oct. 14, 2017
493.....	Stefan LeFors at Texas Christian (459 pass, 34 rush)	Nov. 5, 2003
491.....	Lamar Jackson at Wake Forest (330 pass, 161 rush)	Oct. 28, 2017
491.....	Chris Redman vs. Memphis (506 pass, -15 rush)	Oct. 24, 1998
485*.....	Lamar Jackson vs. Purdue (378 pass, 107 rush)	Sept. 2, 2017
479.....	Lamar Jackson at Marshall (417 pass, 62 rush)	Sept. 24, 2016

\*Ally Classic, Indianapolis, Ind.

## SEASON

5,114.....	Lamar Jackson (3,543 pass, 1,571 rush)	2016
4,932.....	Lamar Jackson (3,489 pass, 1,443 rush)	2017 (Through Nov. 25)
4,048.....	Teddy Bridgewater (3,970 pass, 78 rush)	2013
4,009.....	Chris Redman (4,042 pass, -33 rush)	1998
3,978.....	Brian Brohm (4,024 pass, -46 rush)	2007
3,744.....	Teddy Bridgewater (3,718 pass, 26 rush)	2012
3,550.....	Stefan LeFors (3,145 pass, 405 rush)	2003
3,537.....	Chris Redman (3,647 pass, -110 rush)	1999
3,128.....	Dave Ragone (2,880 pass, 248 rush)	2002
3,122.....	Dave Ragone (3,056 pass, 66 rush)	2001

## CAREER

12,846.....	Lamar Jackson (8,872 pass, 3,974 rush)	2015-Present
12,129.....	Chris Redman (12,541 pass, -412 rush)	1996-99
10,819.....	Brian Brohm (10,775 pass, 44 rush)	2004-07
9,987.....	Teddy Bridgewater (9,817 pass, 170 rush)	2011-13
9,161.....	Dave Ragone (8,564 pass, 597 rush)	1999-2002
6,609.....	Stefan LeFors (5,853 pass, 756 rush)	2001-04
6,564.....	Jay Gruden (7,024 pass, -460 rush)	1985-88
5,410.....	Jeff Brohm (5,451 pass, -41 rush)	1989-93
4,979.....	Ed Rubbert (5,496 pass, -517 rush)	1983-86
4,683.....	Marty Lowe (4,861 pass, -178 rush)	1991-95



# RECORD BOOK

## TOTAL YARDS PER GAME SEASON

411.0	Lamar Jackson (4,932 yards in 12 games)	2017 (Through Nov. 25)
400.9	Chris Redman (4,009 yards in 10 games)	1998
393.4	Lamar Jackson (5,114 yards in 13 games)	2016
331.5	Brian Brohm (3,978 yards in 12 games)	2007
321.5	Chris Redman (3,537 yards in 11 games)	1999
311.4	Teddy Bridgewater (4,048 yards in 13 games)	2013
288.0	Teddy Bridgewater (3,744 yards in 13 games)	2012
284.7	Brian Brohm (2,847 yards in 10 games)	2005
281.3	Brian Brohm (3,094 yards in 11 games)	2006
273.1	Stefan LeFors (3,550 yards in 13 games)	2003

## CAREER

347.2	Lamar Jackson (12,846 yards in 37 games)	2015-Present
288.8	Chris Redman (12,129 yards in 42 games)	1996-99
256.1	Teddy Bridgewater (9,987 yards in 39 games)	2011-13
245.9	Brian Brohm (10,819 yards in 44 games)	2004-07
229.0	Dave Ragone (9,161 yards in 40 games)	1999-2002
187.3	Browning Nagle (4,495 yards in 24 games)	1988-90
184.7	Adam Froman (3,140 yards in 17 games)	2009-10
168.3	Jay Gruden (6,564 yards in 39 games)	1985-88
150.9	Ed Rubbert (4,979 yards in 33 games)	1983-86
138.7	Jeff Brohm (5,410 yards in 39 games)	1989-93

## 300-YARD GAMES – TOTAL OFFENSE SEASON

12	Lamar Jackson	2017 (Through Nov. 25)
10	Lamar Jackson	2016
9	Chris Redman	1998
8	Teddy Bridgewater	2013
7	Teddy Bridgewater	2012
7	Brian Brohm	2007
6	Brian Brohm	2006
6	Dave Ragone	2000
6	Chris Redman	1999
5	Chris Redman	1995

## CAREER

26	Lamar Jackson	2015-Present
20	Chris Redman	1996-99
17	Brian Brohm	2005-07
15	Teddy Bridgewater	2012-13
11	Dave Ragone	2000-02
8	Stefan LeFors	2003-04
4	Jeff Brohm	1993
3	Adam Froman	2009-10
3	Jay Gruden	1987-88
3	Ed Rubbert	1984

## CONSECUTIVE 300-YARD GAMES – TOTAL OFFENSE

12	Lamar Jackson	Sept. 2 – Nov. 25, 2017
11	Lamar Jackson	Nov. 28, 2015 – Nov. 5, 2016
7	Brian Brohm	Nov. 25, 2006 – Sept. 22, 2007
6	Teddy Bridgewater	Oct. 13 – Nov. 24, 2012
5	Teddy Bridgewater	Oct. 5 – Nov. 8, 2013
4	Chris Redman	Oct. 17 – Nov. 14, 1998
3	Stefan LeFors	Nov. 4-20, 2004
3	Dave Ragone	Oct. 28 – Nov. 11, 2000
3	Chris Redman	Oct. 7-23, 1999

## 400-YARD GAMES – TOTAL OFFENSE SEASON

8	Lamar Jackson	2016
5	Lamar Jackson	2017 (Through Nov. 25)
5	Chris Redman	1998
3	Brian Brohm	2007
2	Teddy Bridgewater	2012
2	Stefan LeFors	2003
2	Chris Redman	1999

## CAREER

14	Lamar Jackson	2015-Present
7	Chris Redman	1998-99
3	Teddy Bridgewater	2012-13
3	Brian Brohm	2007
2	Stefan LeFors	2003
1	Benny Russell	1966

## CONSECUTIVE 400-YARD GAMES – TOTAL OFFENSE

4	Chris Redman	Oct. 17 – Nov. 14, 1998
3	Lamar Jackson	Oct. 22 – Nov. 5, 2016
3	Lamar Jackson	Dec. 30, 2015 – Sept. 9, 2016
2	Lamar Jackson	Oct. 5-14, 2015
2	Lamar Jackson	Sept. 2-9, 2017
2	Lamar Jackson	Sept. 24 – Oct. 1, 2016

## ALL-PURPOSE RUNNING

## ALL-PURPOSE YARDS SEASON

2,133	Howard Stevens	1972
	(1,294 rushing, 221 receiving, 240 kickoff returns, 378 punt returns)	
1,900	Walter Peacock	1973
	(1,294 rushing, 439 receiving, 467 kickoff returns)	
1,741	Howard Stevens	1971
	(1,429 rushing, 168 receiving, 120 kickoff returns, 24 punt returns)	
1,736	Ernest Givins	1985
	(204 rushing, 577 receiving, 801 kickoff returns, 154 punt returns)	
1,684	Walter Peacock	1975
	(1,013 rushing, 633 kickoff returns, 38 punt returns)	
1,574	Frank Moreau	1999
	(1,289 rushing, 285 receiving)	
1,571	Lamar Jackson	2016
	(1,571 rushing)	
1,563	Bilal Powell	2010
	(1,405 rushing, 158 receiving)	
1,545	Arnold Jackson	1998
	(33 rushing, 1,165 receiving, 131 kickoff returns, 216 punt returns)	
1,514	Keith Stephens	1988
	(367 rushing, 288 receiving, 737 kickoff returns, 122 punt returns)	

## CAREER

5,128	Walter Peacock	1972-75
	(3,204 rushing, 193 receiving, 1,693 kickoff returns, 38 punt returns)	
4,915	Arnold Jackson	1997-2000
	(51 rushing, 3,670 receiving, 222 kickoff returns, 972 punt returns)	
4,530	Ralph Dawkins	1990-93
	(2,159 rushing, 1,667 receiving, 516 kickoff returns, 188 punt returns)	
4,528	Zek Parker	1998-2001
	(25 rushing, 1,804 receiving, 2,558 kickoff returns, 141 punt returns)	
3,974	Lamar Jackson	2015-Present
	(3,974 rushing)	
3,874	Howard Stevens	1971-72
	(2,723 rushing, 389 receiving, 360 kickoff returns, 402 punt returns)	
3,699	Lenny Lyles	1954-57
	(2,786 rushing, 487 receiving, 192 kickoff ret., 143 punt ret., 91 INT ret.)	
3,626	Victor Anderson	2008-11
	(2,345 rushing, 483 receiving, 798 kickoff returns)	
3,467	Keith Stephens	1986-88
	(449 rushing, 306 receiving, 2,227 kickoff returns, 485 punt returns)	
3,458	Deon Booker	1985-88
	(2,363 rushing, 838 receiving, 257 kickoff returns)	





# RECORD BOOK

## ALL-PURPOSE YARDS PER GAME

### SEASON

213.3	Howard Stevens (2,133 yards in 10 games)	1972
174.1	Howard Stevens (1,741 yards in 10 games)	1971
172.7	Walter Peacock (1,900 yards in 11 games)	1973
157.8	Ernest Givins (1,736 yards in 11 games)	1985
157.4	Frank Moreau (1,574 yards in 10 games)	1999
153.1	Walter Peacock (1,684 yards in 11 games)	1975
140.5	Arnold Jackson (1,545 yards in 11 games)	1998
139.6	Michael Bush (1,396 yards in 10 games)	2005
137.6	Keith Stephens (1,514 yards in 11 games)	1988
137.0	Arnold Jackson (1,507 yards in 11 games)	1999

### CAREER

193.7	Howard Stevens (3,874 yards in 20 games)	1971-72
132.7	Leroy Collins (1,460 yards in 11 games)	1998
123.5	Ernest Givins (2,718 yards in 22 games)	1984-85
120.0	Carwell Gardner (1,320 yards in 11 games)	1989
119.3	Walter Peacock (5,128 yards in 43 games)	1972-75
111.7	Arnold Jackson (4,915 yards in 44 games)	1997-2000
107.4	Lamar Jackson (3,974 yards in 37 games)	2015-Present
105.1	Keith Stephens (3,467 yards in 33 games)	1986-88
104.0	Deion Branch (2,392 yards in 23 games)	2000-01
103.0	Ralph Dawkins (4,530 yards in 44 games)	1990-93
102.8	Lenny Lyles (3,699 yards in 36 games)	1954-57

## RUSHING

### RUSHING ATTEMPTS

#### GAME

40	Nathan Poole at Wichita State (269 yards)	Nov. 4, 1978
40	Walter Peacock at Wichita State (138 yards)	Oct. 5, 1974
39	Walter Peacock vs. Wichita State (192 yards)	Oct. 6, 1973
38	Walter Peacock at West Texas State (168 yards)	Nov. 24, 1973
38	Howard Stevens vs. Tulsa (204 yards)	Nov. 4, 1972
38	Howard Stevens at Cincinnati (258 yards)	Oct. 28, 1972
37	Michael Bush at West Virginia (159 yards)	Oct. 15, 2005
37	Calvin Arrington at Kentucky (133 yards)	Sept. 2, 1995
37	Walter Peacock at Northeast Louisiana (206 yards)	Nov. 15, 1975
36	Anthony Shelman vs. Tulsa (220 yards)	Nov. 26, 1994

### SEASON

290	Walter Peacock (1,294 yards)	1973
267	Lee Bougess (1,064 yards)	1969
262	Walter Peacock (1,013 yards)	1975
260	Lamar Jackson (1,571 yards)	2016
259	Howard Stevens (1,294 yards)	1972
255	Calvin Arrington (1,016 yards)	1995
250	Howard Stevens (1,429 yards)	1971
241	Anthony Shelman (1,084 yards)	1994
237	Walter Peacock (827 yards)	1974
233	Frank Moreau (1,289 yards)	1999

### CAREER

811	Walter Peacock (3,204 yards)	1972-75
631	Lamar Jackson (3,974 yards)	2015-Present
536	Nathan Poole (2,958 yards)	1975-78
525	Ralph Dawkins (2,159 yards)	1990-93
509	Howard Stevens (2,723 yards)	1971-72
499	Frank Moreau (2,599 yards)	1995-99
497	Deon Booker (2,363 yards)	1985-88
459	Anthony Shelman (2,114 yards)	1991-94
450	Victor Anderson (2,345 yards)	2008-11
436	Bilal Powell (2,338 yards)	2007-10

## GAME

275	Anthony Allen vs. Middle Tennessee (35 att.)	Sept. 6, 2007
269	Nathan Poole at Wichita State (40 att.)	Nov. 4, 1978
263	Calvin Prince vs. Drake (25 att.)	Sept. 25, 1976
260	Howard Stevens vs. Southern Illinois (33 att.)	Nov. 13, 1971
258	Howard Stevens vs. Cincinnati (38 att.)	Oct. 28, 1972
247	Lenny Lyles vs. Toledo (23 att.)	Nov. 19, 1955
226	Lamar Jackson vs. Texas A&M (22 att.)	Dec. 30, 2015
220	Anthony Shelman vs. Tulsa (36 att.)	Nov. 26, 1994
209	Bilal Powell vs. Cincinnati (24 att.)	Oct. 15, 2010
206	Walter Peacock at Northeast Louisiana (37 att.)	Nov. 15, 1975

### SEASON

1,571	Lamar Jackson (260 att.)	2016
1,443	Lamar Jackson (208 att.)	2017 (Through Nov. 25)
1,429	Howard Stevens (250 att.)	1971
1,405	Bilal Powell (229 att.)	2010
1,394	Nathan Poole (212 att.)	1978
1,294	Walter Peacock (290 att.)	1973
1,294	Howard Stevens (259 att.)	1972
1,289	Frank Moreau (233 att.)	1999
1,207	Lenny Lyles (125 att.)	1957
1,143	Michael Bush (205 att.)	2005



## RUSHING YARDS





# RECORD BOOK

## CAREER

3,974.....Lamar Jackson (631 att.).....	2015-Present
3,204.....Walter Peacock (811 att.).....	1972-75
2,958.....Nathan Poole (536 att.).....	1975-78
2,786.....Lenny Lyles (396 att.).....	1954-57
2,723.....Howard Stevens (509 att.).....	1971-72
2,599.....Frank Moreau (499 att.).....	1995-99
2,508.....Michael Bush (435 att.).....	2003-06
2,365.....Brandon Radcliff (438 att.).....	2013-16
2,363.....Deon Booker (497 att.).....	1985-88
2,345.....Victor Anderson (450 att.).....	2008-11

## YARDS PER RUSH

### SEASON

(Minimum 100 attempts)

9.7.....Lenny Lyles (1,207 yards on 125 attempts).....	1957
7.7.....Lenny Lyles (780 yards on 101 attempts).....	1955
7.0.....Tom Lucia (800 yards on 115 attempts).....	1949
6.9.....Lamar Jackson (1,443 yards on 208 attempts).....	2017 (Through Nov. 25)
6.6.....Nathan Poole (1,394 yards on 212 attempts).....	1978
6.5.....Brandon Radcliff (903 yards on 138 attempts).....	2016
6.4.....Eric Shelton (938 yards on 146 attempts).....	2004
6.1.....Bilal Powell (1,405 yards on 229 attempts).....	2010
6.0.....Lamar Jackson (1,571 yards on 260 attempts).....	2016
5.9.....Lamar Jackson (960 yards on 163 attempts).....	2015
(Minimum 200 attempts)	
6.9.....Lamar Jackson (1,443 yards on 208 attempts).....	2017 (Through Nov. 25)
6.6.....Nathan Poole (1,394 yards on 212 attempts).....	1978
6.1.....Bilal Powell (1,405 yards on 229 attempts).....	2010
6.0.....Lamar Jackson (1,571 yards on 260 attempts).....	2016
5.7.....Howard Stevens (1,429 yards on 250 attempts).....	1971
5.6.....Michael Bush (1,143 yards on 205 attempts).....	2005
5.5.....Frank Moreau (1,289 yards on 233 attempts).....	1999
5.2.....Leroy Collins (1,134 yards on 218 attempts).....	1998
5.0.....Howard Stevens (1,294 yards on 259 attempts).....	1972
4.8.....Calvin Prince (1,054 yards on 218 attempts).....	1977

## CAREER

(Minimum 200 attempts)

7.04.....Lenny Lyles (2,786 yards on 396 attempts).....	1954-57
6.99.....Tom Lucia (2,299 yards on 329 attempts).....	1947-50
6.3.....Lamar Jackson (3,974 yards on 631 attempts).....	2015-Present
6.0.....George Stripling (1,338 yards on 222 attempts).....	2005-07
5.9.....Kolby Smith (1,863 yards on 316 attempts).....	2003-06
5.8.....Michael Bush (2,508 yards on 435 attempts).....	2003-06
5.7.....George Cain (1,638 yards on 285 attempts).....	1954-57
5.54.....Eric Shelton (1,728 yards on 312 attempts).....	2003-04
5.52.....Nathan Poole (2,958 yards on 536 attempts).....	1975-78
5.4.....Brandon Radcliff (2,365 yards on 438 attempts).....	2013-16
(Minimum 400 attempts)	
6.3.....Lamar Jackson (3,974 yards on 631 attempts).....	2015-Present
5.8.....Michael Bush (2,508 yards on 435 attempts).....	2003-06
5.5.....Nathan Poole (2,958 yards on 536 attempts).....	1975-78
5.40.....Brandon Radcliff (2,365 yards on 438 attempts).....	2013-16
5.36.....Bilal Powell (2,338 yards on 436 attempts).....	2007-10
5.3.....Howard Stevens (2,723 yards on 509 attempts).....	1971-72
5.211.....Victor Anderson (2,345 yards on 450 attempts).....	2008-11
5.208.....Frank Moreau (2,599 yards on 499 attempts).....	1995-99
4.83.....Calvin Prince (2,078 yards on 431 attempts).....	1976-77
4.75.....Deon Booker (2,363 yards on 497 attempts).....	1985-88

## RUSHING TOUCHDOWNS

### GAME

5.....Eric Shelton vs. East Carolina.....	Oct. 2, 2004
5.....Leroy Collins vs. Western Kentucky.....	Oct. 31, 1998
5.....Fred Koster vs. Rose Poly.....	Oct. 9, 1926
5.....C.N. Caldwell at Moores Hill.....	Oct. 11, 1913
4.....15 times	

Most recently: Lamar Jackson vs. Florida State, Sept. 17, 2016

## SEASON

23.....Michael Bush.....	2005
21.....Lamar Jackson.....	2016
20.....Eric Shelton.....	2004
19.....Leroy Collins.....	1998
19.....Lenny Lyles.....	1957
17.....Lamar Jackson.....	2017 (Through Nov. 25)
17.....Frank Moreau.....	1999
15.....Anthony Shelman.....	1994
15.....Nathan Poole.....	1978
14.....Fred Koster.....	1926

## CAREER

49.....Lamar Jackson.....	2015-Present
41.....Lenny Lyles.....	1954-57
39.....Michael Bush.....	2003-06
30.....Eric Shelton.....	2003-04
27.....Frank Moreau.....	1995-99
27.....Anthony Shelman.....	1991-94
26.....Brandon Radcliff.....	2013-16
25.....Howard Stevens.....	1971-72
23.....Nathan Poole.....	1975-78
23.....Calvin Prince.....	1976-77

## LONGEST RUSHES (80+ YARDS)

93.....Ken Porco vs. Eastern Kentucky.....	Sept. 27, 1958
91.....Howard Stevens vs. Southern Illinois.....	Nov. 13, 1971
89.....George Stripling vs. Syracuse.....	Nov. 26, 2005
89.....Addison Kincaid vs. Transylvania.....	Oct. 9, 1931
88.....Victor Anderson vs. Middle Tennessee.....	Oct. 18, 2008
88*^.....Lionel Gates vs. Miami, Ohio.....	Dec. 18, 2003
88.....Tom Lucia vs. Saint Joseph's, Ind. ....	Sept. 17, 1949
85.....Bilal Powell vs. Cincinnati.....	Oct. 15, 2010
85.....Bill Layne vs. Evansville.....	Oct. 16, 1954
85.....Tom Lucia at DePauw.....	Oct. 4, 1947
84.....Anthony Shelman vs. Pittsburgh.....	Oct. 1, 1994
82.....Don McKay vs. Hanover.....	Nov. 18, 1939
81.....Michael Bush at Cincinnati.....	Nov. 28, 2003
81.....Walter Peacock vs. Mississippi State.....	Oct. 20, 1973
80.....Jeremy Smith vs. Duke.....	Oct. 14, 2016
80.....Bilal Powell vs. Kentucky.....	Sept. 4, 2010
80.....Eric Shelton vs. Cincinnati.....	Nov. 27, 2004
80.....Tom Lucia at Bradley.....	Oct. 29, 1949

\*Did not score TD; ^GMAC Bowl, Mobile, Ala.

## RUSHING YARDS BY A QUARTERBACK

### GAME

Yards	(Att-TD)	Player vs. Opponent	Date
226*	(22-2)	Lamar Jackson vs. Texas A&M.....	Dec. 30, 2015
199	(21-4)	Lamar Jackson at Syracuse.....	Sept. 9, 2016
186	(17-2)	Lamar Jackson at Kentucky.....	Nov. 28, 2015
185	(15-3)	Lamar Jackson at Boston College.....	Nov. 5, 2016
184	(18-2)	Lamar Jackson vs. Samford.....	Sept. 26, 2015
180	(22-3)	Lamar Jackson vs. Boston College.....	Oct. 14, 2017
178	(23-1)	Lamar Jackson at Florida State.....	Oct. 21, 2017
171	(25-2)	Lamar Jackson vs. Kentucky.....	Nov. 26, 2016
162	(31-2)	Lamar Jackson at Clemson.....	Oct. 1, 2016
162	(18-1)	Jim Wagoner vs. Drake.....	Oct. 19, 1974

\*Music City Bowl, Nashville, Tenn.



# 2017 TAXSLAYER BOWL MEDIA GUIDE

## RECORD BOOK

**SEASON**

Yards	(Att-TD)	Player	Year
1,571	(260-21)	Lamar Jackson	2016
1,443	(208-17)	Lamar Jackson	2017 (Through Nov. 25)
960	(163-11)	Lamar Jackson	2015
405	(71-3)	Stefan LeFors	2003
367	(109-4)	Jim Wagoner	1974
333	(71-3)	Stefan LeFors	2004
273	(117-3)	Benny Russell	1966
262	(62-3)	Gary Inman	1969
256	(105-5)	Wally Oyler	1967
252	(101-6)	Dave Ragone	2000

**CAREER**

Yards	(Att-TD)	Player	Years
3,974	(631-49)	Lamar Jackson	2015-Present
756	(146-6)	Stefan LeFors	2001-04
597	(326-9)	Dave Ragone	1999-2002
578	(155-0)	John Giles	1960-62
501	(191-10)	Wally Oyler	1966-68
482	(168-5)	Jim Wagoner	1973-75
406	(213-11)	Benny Russell	1964-66
279	(87-3)	Gary Inman	1969-70
184	(73-0)	Jim Gatewood	1955-56
170	(226-6)	Teddy Bridgewater	2011-13

**RUSHING TOUCHDOWNS BY A QUARTERBACK GAME**

TDs	(Att-Yards)	Player vs. Opponent	Date
4	(17-146)	Lamar Jackson vs. Florida State	Sept. 17, 2016
4	(21-199)	Lamar Jackson at Syracuse	Sept. 9, 2016
3	(27-161)	Lamar Jackson at Wake Forest	Oct. 28, 2017
3	(22-180)	Lamar Jackson vs. Boston College	Oct. 14, 2017
3	(19-132)	Lamar Jackson at North Carolina	Sept. 9, 2017
3	(15-185)	Lamar Jackson at Boston College	Nov. 5, 2016
3	(13-75)	Benny Russell vs. Dayton	Oct. 9, 1965
2	21 times		
Most recently: (12-111) Lamar Jackson vs. Syracuse			Nov. 18, 2017

**SEASON**

TDs	(Att-Yards)	Player	Year
21	(260-1,571)	Lamar Jackson	2016
17	(208-1,443)	Lamar Jackson	2017 (Through Nov. 25)
11	(163-960)	Lamar Jackson	2015
8	(79-141)	Benny Russell	1965
6	(101-252)	Dave Ragone	2000
5	(72-164)	Reggie Bonnafon	2014
5	(79-neg. 200)	John Madeya	1970
5	(85-249)	Wally Oyler	1968
5	(105-256)	Wally Oyler	1967
4	(89-66)	Teddy Bridgewater	2011
4	(41-neg. 36)	Brian Brohm	2005
4	(12-29)	Mike Watkins	2000
4	(66-165)	Stu Stram	1977
4	(109-367)	Jim Wagoner	1974
4	(93-neg. 42)	Tom LaFramboise	1963

**CAREER**

TDs	(Att-Yards)	Player	Years
49	(631-3,974)	Lamar Jackson	2015-Present
11	(213-406)	Benny Russell	1964-66
10	(191-501)	Wally Oyler	1966-68
9	(326-597)	Dave Ragone	1999-2002
9	(172-44)	Brian Brohm	2004-07
8	(157-neg. 554)	John Madeya	1970-72
6	(146-756)	Stefan LeFors	2001-04
6	(226-170)	Teddy Bridgewater	2011-13
6	(267-neg. 41)	Jeff Brohm	1989-93
6	(179-neg. 169)	Tom LaFramboise	1962-64

**TWO RUSHERS OVER 100 YARDS (22 times)**

Malik Williams (180) and Lamar Jackson (111) vs. Syracuse	Nov. 18, 2017
Lamar Jackson (180) and Reggie Bonnafon (107) vs. Boston College	Oct. 14, 2017
Malik Williams (149) and Lamar Jackson (132) at North Carolina	Sept. 9, 2017
Lamar Jackson (153) and Brandon Radcliff (141) vs. Wake Forest	Nov. 12, 2016
Lamar Jackson (146) and Brandon Radcliff (118) vs. Florida State	Sept. 17, 2016
Lamar Jackson (199) and Brandon Radcliff (156) at Syracuse	Sept. 9, 2016
Senorise Perry (108) and Jeremy Wright (105) vs. Kentucky	Sept. 2, 2012
Bilal Powell (157) and Victor Anderson (108) at Arkansas State	Oct. 2, 2010
Bilal Powell (112) and Victor Anderson (100) vs. Connecticut	Sept. 26, 2008
Victor Anderson (176) and Brock Bolen (104) vs. Kansas State	Sept. 17, 2008
Michael Bush (127) and George Stripling (117) at Cincinnati	Oct. 22, 2005
Eric Shelton (158) and Michael Bush (106) vs. Cincinnati	Nov. 27, 2004
Lionel Gates (140) and Michael Bush (137) vs. Houston	Nov. 22, 2003
Henry Miller (121) and T.J. Patterson (101) at Tulane	Nov. 3, 2001
Donnell Gordon (113) and Otis Floyd (100) vs. Northern Illinois	Oct. 19, 1996
Frank Moreau (140) and Calvin Arrington (133) vs. Northeast Louisiana	Nov. 11, 1995
Calvin Prince (263) and Nathan Poole (119) vs. Drake	Sept. 25, 1976
Jim Wagoner (162) and Walter Peacock (150) vs. Drake	Oct. 19, 1974
Howard Stevens (160) and Larry Griffin (103) at Dayton	Sept. 30, 1972
Bill Gatti (174) and Tom Jesukaitis (136) at Wichita State	Nov. 28, 1970
Bill Gatti (175) and Lee Bougess (171) at Tulsa	Nov. 27, 1969

**THREE RUSHERS OVER 100 YARDS (1 time)**

George Cain (164), Lenny Lyles (131) and Ken Porco (122) vs. Morehead State	Nov. 22, 1957
---	---------------

**200-YARD RUSHING GAMES – CAREER**

3	Howard Stevens	
260	Southern Illinois	Nov. 13, 1971
258	at Cincinnati	Oct. 28, 1972
204	Tulsa	Nov. 4, 1972
2	Bilal Powell	
209	Cincinnati	Oct. 15, 2010
204	Memphis	Oct. 9, 2010

**150-YARD RUSHING GAMES****SEASON**

6	Howard Stevens	1971
5	Lamar Jackson	2016
4	Lamar Jackson	2017 (Through Nov. 25)
4	Bilal Powell	2010
4	Howard Stevens	1972
4	Lenny Lyles	1957
3	Lamar Jackson	2015
3	Frank Moreau	1999
3	Walter Peacock	1973
2	Victor Anderson	2008
2	Michael Bush	2005
2	Leroy Collins	1998
2	Anthony Shelman	1994
2	Nathan Poole	1977
2	Calvin Prince	1976
2	Walter Peacock	1975
2	Lenny Lyles	1955

**CAREER**

12	Lamar Jackson	2015-Present
10	Howard Stevens	1971-1972
6	Walter Peacock	1972-1975
6	Lenny Lyles	1954-1957
4	Bilal Powell	2007-2010
4	Frank Moreau	1995-1999
3	Nathan Poole	1975-1978
3	Calvin Prince	1976-1977
2	Victor Anderson	2008-2011
2	Michael Bush	2003-2006
2	Eric Shelton	2003-2004
2	Leroy Collins	1998-1998
2	Anthony Shelman	1991-1994
2	Deon Booker	1985-1988
2	Bill Gatti	1968-1970



# 2017 TAXSLAYER BOWL MEDIA GUIDE

## RECORD BOOK



### CONSECUTIVE 150-YARD RUSHING GAMES

4.....	Howard Stevens	Oct. 30 – Nov. 27, 1971
3.....	Lamar Jackson	Oct. 14-28, 2017
3.....	Bilal Powell	Oct. 2-15, 2010
3.....	Howard Stevens	Oct. 21 – Nov. 4, 1972
2.....	Lamar Jackson	Nov. 5-12, 2016
2.....	Lamar Jackson	Nov. 28 – Dec. 30, 2015
2.....	Frank Moreau	Sept. 4-11, 1999
2.....	Nathan Poole	Oct. 1-8, 1977
2.....	Walter Peacock	Nov. 8-15, 1975
2.....	Walter Peacock	Nov. 17-24, 1973
2.....	Howard Stevens	Oct. 2-9, 1971
2.....	Lenny Lyles	Sept. 27 – Oct. 5, 1957

### 100-YARD RUSHING GAMES SEASON

9.....	Lamar Jackson	2017 (Through Nov. 25)
8.....	Lamar Jackson	2016
7.....	Bilal Powell	2010
7.....	Frank Moreau	1999
7.....	Walter Peacock	1973
6.....	Michael Bush	2005
6.....	Anthony Shelman	1994
6.....	Deon Booker	1988
6.....	Howard Stevens	1972
6.....	Howard Stevens	1971
6.....	Lee Bougness	1969
6.....	Lenny Lyles	1957

### CAREER

22.....	Lamar Jackson	2015-Present
15.....	Walter Peacock	1972-75
12.....	Howard Stevens	1971-72
11.....	Frank Moreau	1995-99
11.....	Lenny Lyles	1954-57
10.....	Michael Bush	2003-06
9.....	Brandon Radcliff	2013-16
9.....	Anthony Shelman	1991-94
9.....	Deon Booker	1985-88
8.....	Bilal Powell	2007-10
8.....	Nathan Poole	1975-78

### CONSECUTIVE 100-YARD RUSHING GAMES

6.....	Lamar Jackson	Oct. 14 – Nov. 25, 2017
6.....	Howard Stevens	Oct. 30, 1971 – Sept. 30, 1972
5.....	Lamar Jackson	Nov. 28, 2015 – Sept. 17, 2016
5.....	Deon Booker	Sept. 17 – Oct. 15, 1988
4.....	Bilal Powell	Oct. 2-23, 2010
4*	Michael Bush	Oct. 15 – Dec. 3, 2005
4.....	Anthony Shelman	Sept. 17 – Oct. 15, 1994
4.....	Lee Bougness	Nov. 8-27, 1969
3.....	Brandon Radcliff	Sept. 9-24, 2016
3.....	Victor Anderson	Sept. 6-26, 2008
3.....	Frank Moreau	Sept. 4-18, 1999
3.....	Leroy Collins	Oct. 31 – Nov. 21, 1998
3.....	Nathan Poole	Oct. 1-15, 1977
3.....	Walter Peacock	Nov. 8-22, 1975
3.....	Walter Peacock	Nov. 10-24, 1973
3.....	Howard Stevens	Oct. 21 – Nov. 4, 1972
3.....	Ken Porco	Nov. 22, 1957 – Sept. 27, 1958
3.....	Lenny Lyles	Sept. 21 – Oct. 5, 1957

\*Six-game span with two DNP's due to injury.

### PASSING

#### PASSING ATTEMPTS GAME

65.....	Brian Brohm vs. Syracuse (45 comp., 555 yards)	Sept. 22, 2007
63.....	Chris Redman vs. S. Mississippi (35 comp., 400 yards)	Sept. 28, 1996
62.....	Chris Redman vs. Cincinnati (32 comp., 337 yards)	Nov. 8, 1997
60.....	Chris Redman vs. Illinois (39 comp., 450 yards)	Sept. 18, 1999
58.....	Brian Brohm vs. Utah (39 comp., 467 yards)	Oct. 5, 2007
57.....	Chris Redman vs. Utah (29 comp., 350 yards)	Sept. 12, 1998
57.....	Chris Redman vs. Tulane (34 comp., 428 yards)	Oct. 11, 1997
56.....	Chris Redman vs. East Carolina (44 comp., 592 yards)	Nov. 14, 1998
56.....	Chris Redman vs. Tulane (41 comp., 477 yards)	Oct. 17, 1998
55.....	Ed Rubbert vs. Murray State (29 comp., 393 yards)	Sept. 1, 1984

#### SEASON

489.....	Chris Redman (317 comp., 3,647 yards)	1999
473.....	Brian Brohm (308 comp., 4,024 yards)	2007
473.....	Chris Redman (309 comp., 4,042 yards)	1998
445.....	Chris Redman (261 comp., 3,079 yards)	1997
441.....	Dave Ragone (237 comp., 2,880 yards)	2002
427.....	Teddy Bridgewater (303 comp., 3,970 yards)	2013
419.....	Teddy Bridgewater (287 comp., 3,718 yards)	2012
409.....	Lamar Jackson (230 comp., 3,543 yards)	2016
399.....	Lamar Jackson (241 comp., 3,489 yards)	2017 (Through Nov. 25)
397.....	Jay Gruden (209 comp., 2,481 yards)	1987
383.....	Dave Ragone (231 comp., 3,056 yards)	2001

#### CAREER

1,679.....	Chris Redman (1,031 comp., 12,541 yards)	1996-99
1,185.....	Brian Brohm (780 comp., 10,775 yards)	2004-07
1,180.....	Dave Ragone (685 comp., 8,564 yards)	1999-2002
1,142.....	Teddy Bridgewater (781 comp., 9,817 yards)	2011-13
1,055.....	Lamar Jackson (606 comp., 8,872 yards)	2015-Present
1,049.....	Jay Gruden (572 comp., 7,024 yards)	1985-88
873.....	Ed Rubbert (430 comp., 5,496 yards)	1983-86
767.....	Marty Lowe (416 comp., 4,861 yards)	1991-95
742.....	John Madeya (364 comp., 4,446 yards)	1970-72
715.....	Jeff Brohm (402 comp., 5,451 yards)	1989-93

#### COMPLETIONS GAME

45.....	Brian Brohm vs. Syracuse (65 att., 555 yards)	Sept. 22, 2007
44.....	Chris Redman vs. East Carolina (56 att., 592 yards)	Nov. 14, 1998
41.....	Chris Redman vs. Tulane (56 att., 477 yards)	Oct. 17, 1998
39.....	Brian Brohm vs. Utah (58 att., 467 yards)	Oct. 5, 2007
39.....	Chris Redman vs. Illinois (60 att., 450 yards)	Sept. 18, 1999
36.....	Teddy Bridgewater at Syracuse (49 att., 424 yards)	Nov. 10, 2012
36.....	Chris Redman at Army (50 att., 366 yards)	Oct. 7, 1999
36.....	Chris Redman vs. Western Kentucky (46 att., 474 yards)	Oct. 31, 1998
35.....	Chris Redman vs. Southern Mississippi (63 att., 400 yards)	Sept. 28, 1996
35*	Teddy Bridgewater vs. Miami, Fla (45 att., 447 yards)	Dec. 28, 2013

\*Russell Athletic Bowl, Orlando, Fla.

#### SEASON

317.....	Chris Redman (489 att., 3,647 yards)	1999
309.....	Chris Redman (473 att., 4,042 yards)	1998
308.....	Brian Brohm (473 att., 4,024 yards)	2007
303.....	Teddy Bridgewater (427 att., 3,970 yards)	2013
287.....	Teddy Bridgewater (419 att., 3,718 yards)	2012
261.....	Chris Redman (445 att., 3,079 yards)	1997
241.....	Lamar Jackson (399 att., 3,489 yards)	2017 (Through Nov. 25)
237.....	Dave Ragone (441 att., 2,880 yards)	2002
231.....	Dave Ragone (383 att., 3,056 yards)	2001
230.....	Lamar Jackson (409 att., 3,543 yards)	2016





# 2017 TAXSLAYER BOWL MEDIA GUIDE

## RECORD BOOK

**CAREER**

1,031.....	Chris Redman (1,679 att., 12,541 yards)	1996-99
781.....	Teddy Bridgewater (1,142 att., 9,817 yards)	2011-13
780.....	Brian Brohm (1,185 att., 10,775 yards)	2004-07
685.....	Dave Ragone (1,180 att., 8,564 yards)	1999-2002
606.....	Lamar Jackson (1,055 att., 8,872 yards)	2015-Present
572.....	Jay Gruden (1,049 att., 7,024 yards)	1985-88
430.....	Ed Rubbert (873 att., 5,496 yards)	1983-86
416.....	Stefan LeFors (630 att., 5,853 yards)	2001-04
416.....	Marty Lowe (767 att., 4,861 yards)	1991-95
402.....	Jeff Brohm (715 att., 5,451 yards)	1989-93

**COMPLETION PERCENTAGE****GAME**

(Minimum 10 Completions)

91.7%.....	Jim Wagoner (11 of 12) vs. Drake	Oct. 19, 1974
90.9%.....	Tom LaFramboise (10 of 11) vs. Memphis	Nov. 2, 1963
90.5%.....	Teddy Bridgewater (19 of 21) vs. Kentucky	Sept. 2, 2012
86.2%.....	Teddy Bridgewater (25 of 29) at South Florida	Oct. 26, 2013
85.7%.....	Stefan LeFors (12 of 14) vs. East Carolina	Oct. 2, 2004
84.0%.....	Teddy Bridgewater (21 of 25) vs. South Florida	Oct. 20, 2012
82.1%.....	Teddy Bridgewater (23 of 28) vs. North Carolina	Sept. 15, 2012
82.1%.....	Teddy Bridgewater (23 of 28) vs. Ohio	Sept. 1, 2013
81.8%.....	Lamar Jackson (18 of 22) vs. Kent State	Sept. 23, 2017
81.8%.....	Brian Brohm (18 of 22) vs. Oregon State	Sept. 17, 2005
81.8%.....	Stefan LeFors (18 of 22) at Houston	Nov. 20, 2004

(Minimum 15 Completions)

90.5%.....	Teddy Bridgewater (19 of 21) vs. Kentucky	Sept. 2, 2012
86.2%.....	Teddy Bridgewater (25 of 29) at South Florida	Oct. 26, 2013
84.0%.....	Teddy Bridgewater (21 of 25) vs. South Florida	Oct. 20, 2012
82.1%.....	Teddy Bridgewater (23 of 28) vs. North Carolina	Sept. 15, 2012
82.1%.....	Teddy Bridgewater (23 of 28) vs. Ohio	Sept. 1, 2013
81.8%.....	Lamar Jackson (18 of 22) vs. Kent State	Sept. 23, 2017
81.8%.....	Brian Brohm (18 of 22) vs. Oregon State	Sept. 17, 2005
81.8%.....	Stefan LeFors (18 of 22) at Houston	Nov. 20, 2004
80.8%.....	Brian Brohm (21 of 26) at Cincinnati	Oct. 22, 2005
80.8%.....	Stefan LeFors (21 of 26) vs. South Florida	Oct. 22, 2004

(Minimum 20 Completions)

86.2%.....	Teddy Bridgewater (25 of 29) at South Florida	Oct. 26, 2013
84.0%.....	Teddy Bridgewater (21 of 25) vs. South Florida	Oct. 20, 2012
82.1%.....	Teddy Bridgewater (23 of 28) vs. North Carolina	Sept. 15, 2012
82.1%.....	Teddy Bridgewater (23 of 28) vs. Ohio	Sept. 1, 2013
80.8%.....	Brian Brohm (21 of 26) at Cincinnati	Oct. 22, 2005
80.8%.....	Stefan LeFors (21 of 26) vs. South Florida	Oct. 22, 2004
80.65%.....	Dave Ragone (25 of 31) vs. Cincinnati	Oct. 14, 2000
80.56%.....	Marty Lowe (29 of 36) at Navy	Oct. 22, 1994
78.6%.....	Chris Redman vs. East Carolina (44 of 56)	Nov. 14, 1998
78.3%.....	Chris Redman (36 of 46) vs. Western Kentucky	Oct. 31, 1998

(Minimum 30 Completions)

78.6%.....	Chris Redman vs. East Carolina (44 of 56)	Nov. 14, 1998
78.3%.....	Chris Redman (36 of 46) vs. Western Kentucky	Oct. 31, 1998
77.8%*.....	Teddy Bridgewater (35 of 45) vs. Miami, Fla.	Dec. 28, 2013
76.9%.....	Teddy Bridgewater (30 of 39) vs. Missouri State	Sept. 8, 2012
75.0%.....	Chris Redman (30 of 40) at Kentucky	Sept. 4, 1999
73.5%.....	Teddy Bridgewater (36 of 49) at Syracuse	Nov. 10, 2012
73.21%.....	Chris Redman (41 of 56) vs. Tulane	Oct. 17, 1998
73.17%.....	Chris Redman (30 of 41) at Kentucky	Sept. 4, 1999
72.0%.....	Chris Redman (36 of 50) at Army	Oct. 7, 1999
70.2%.....	Chris Redman (33 of 47) at Memphis	Oct. 16, 1999

\*Russell Athletic Bowl, Orlando, Fla.

**SEASON**

(Minimum 50 Completions)

73.5%.....	Stefan LeFors (189 of 257)	2004
71.0%.....	Teddy Bridgewater (303 of 427)	2013
68.8%.....	Brian Brohm (207 of 301)	2005
68.5%.....	Teddy Bridgewater (287 of 419)	2012
67.3%.....	Brian Brohm (66 of 98)	2004
65.3%.....	Chris Redman (309 of 473)	1998
65.1%.....	Brian Brohm (308 of 473)	2007
64.8%.....	Chris Redman (317 of 489)	1999
64.5%.....	Teddy Bridgewater (191 of 296)	2011
63.6%.....	Brian Brohm (199 of 313)	2006

(Minimum 100 Completions)

73.5%.....	Stefan LeFors (189 of 257)	2004
71.0%.....	Teddy Bridgewater (303 of 427)	2013
68.8%.....	Brian Brohm (207 of 301)	2005
68.5%.....	Teddy Bridgewater (287 of 419)	2012
65.3%.....	Chris Redman (309 of 473)	1998
65.1%.....	Brian Brohm (308 of 473)	2007
64.8%.....	Chris Redman (317 of 489)	1999
64.5%.....	Teddy Bridgewater (191 of 296)	2011
63.6%.....	Brian Brohm (199 of 313)	2006
61.3%.....	Stefan LeFors (219 of 357)	2003

(Minimum 200 Completions)

71.0%.....	Teddy Bridgewater (303 of 427)	2013
68.8%.....	Brian Brohm (207 of 301)	2005
68.5%.....	Teddy Bridgewater (287 of 419)	2012
65.3%.....	Chris Redman (309 of 473)	1998
65.1%.....	Brian Brohm (308 of 473)	2007
64.8%.....	Chris Redman (317 of 489)	1999
61.3%.....	Stefan LeFors (219 of 357)	2003
61.0%.....	Dave Ragone (216 of 354)	2000
60.4%.....	Lamar Jackson (241 of 399)	2017 (Through Nov. 25)
60.3%.....	Dave Ragone (231 of 383)	2001

**CAREER**

(Minimum 100 Completions)

68.4%.....	Teddy Bridgewater (781 of 1,142)	2011-13
66.0%.....	Stefan LeFors (416 of 630)	2001-04
65.8%.....	Brian Brohm (780 of 1,185)	2004-07
61.4%.....	Chris Redman (1,031 of 1,679)	1996-99
60.3%.....	Adam Froman (243 of 403)	2009-10
59.0%.....	Will Stein (124 of 210)	2009-12
58.6%.....	Hunter Cantwell (313 of 534)	2005-08
58.3%.....	Kyle Bolin (141 of 242)	2014-16
58.1%.....	Dave Ragone (685 of 1,180)	1999-2002
57.9%.....	Will Gardner (135 of 233)	2013-14

(Minimum 200 Completions)

68.4%.....	Teddy Bridgewater (781 of 1,142)	2011-13
66.0%.....	Stefan LeFors (416 of 630)	2001-04
65.8%.....	Brian Brohm (780 of 1,185)	2004-07
61.4%.....	Chris Redman (1,031 of 1,679)	1996-99
60.3%.....	Adam Froman (243 of 403)	2009-10
58.6%.....	Hunter Cantwell (313 of 534)	2005-08
58.1%.....	Dave Ragone (685 of 1,180)	1999-2002
57.4%.....	Lamar Jackson (591 of 1,034)	2015-Present
56.2%.....	Jeff Brohm (402 of 715)	1989-93
55.7%.....	Browning Nagle (333 of 598)	1988-90



# 2017 TAXSLAYER BOWL MEDIA GUIDE

## RECORD BOOK

**CONSECUTIVE COMPLETIONS**

18.....	Dave Ragone vs. East Carolina .....	Oct. 26, 2002
17.....	Chris Redman at Tulane .....	Oct. 17, 1998
16.....	Adam Froman at Connecticut .....	Oct. 17, 2009
15.....	Teddy Bridgewater at Pittsburgh/vs. South Florida .....	Oct. 13-20, 2012
15.....	Teddy Bridgewater vs. Missouri State .....	Sept. 8, 2012
15.....	Stefan LeFors vs. Texas Christian/at Houston .....	Nov. 4-10, 2004
14.....	Chris Redman vs. W. Kentucky/at East Carolina .....	Oct. 31 – Nov. 14, 1998
13.....	Brian Brohm at Cincinnati .....	Oct. 22, 2005
12.....	Teddy Bridgewater vs. Ohio/vs. Eastern Kentucky .....	Sept. 1-7, 2013
12.....	Brian Brohm vs. Cincinnati/at Tulane/vs. Boise St. ....	Nov. 27 – Dec. 31, 2004
12.....	Stefan LeFors vs. East Carolina/at Miami, Fla. ....	Oct. 2-14, 2004
12.....	Stefan LeFors at Army/at North Carolina .....	Sept. 11-25, 2004

\*Liberty Bowl, Memphis, Tenn.

**PASSING YARDS****GAME**

592.....	Chris Redman at East Carolina (44 of 56) .....	Nov. 14, 1998
555.....	Brian Brohm vs. Syracuse (35 of 63) .....	Sept. 22, 2007
506.....	Chris Redman vs. Memphis (32 of 49) .....	Oct. 24, 1998
477.....	Chris Redman at Tulane (41 of 56) .....	Oct. 17, 1998
474.....	Chris Redman vs. Western Kentucky (36 of 46) .....	Oct. 31, 1998
467.....	Brian Brohm vs. Utah (39 of 58) .....	Oct. 5, 2007
459.....	Stefan LeFors at Texas Christian (31 of 46) .....	Nov. 5, 2003
451*	Browning Nagle vs. Alabama (20 of 33) .....	Jan. 1, 1991
450.....	Chris Redman vs. Illinois (39 of 60) .....	Sept. 18, 1999
447^	Teddy Bridgewater vs. Miami, Fla. (35 of 45) .....	Dec. 28, 2013

\*Fiesta Bowl, Tempe, Ariz.; did not count in season or career statistics.

^Russell Athletic Bowl, Orlando, Fla.

**SEASON**

4,042.....	Chris Redman (309 of 473) .....	1998
4,024.....	Brian Brohm (308 of 473) .....	2007
3,970.....	Teddy Bridgewater (303 of 427) .....	2013
3,718.....	Teddy Bridgewater (287 of 419) .....	2012
3,647.....	Chris Redman (317 of 489) .....	1999
3,543.....	Lamar Jackson (230 of 409) .....	2016
3,489.....	Lamar Jackson (241 of 399) .....	2017 (Through Nov. 25)
3,145.....	Stefan LeFors (219 of 357) .....	2003
3,079.....	Chris Redman (261 of 445) .....	1997
3,056.....	Dave Ragone (231 of 383) .....	2001

**CAREER**

12,541.....	Chris Redman (1,031 of 1,679) .....	1996-99
10,775.....	Brian Brohm (780 of 1,185) .....	2004-07
9,817.....	Teddy Bridgewater (781 of 1,142) .....	2011-13
8,872.....	Lamar Jackson (606 of 1,055) .....	2015-Present
8,564.....	Dave Ragone (685 of 1,180) .....	1999-2002
7,024.....	Jay Gruden (572 of 1,049) .....	1985-88
5,853.....	Stefan LeFors (416 of 630) .....	2001-04
5,496.....	Ed Rubbert (430 of 873) .....	1983-86
5,451.....	Jeff Brohm (402 of 715) .....	1989-93
4,861.....	Marty Lowe (416 of 767) .....	1991-95

**TOUCHDOWN PASSES****GAME**

6.....	Lamar Jackson vs. Charlotte .....	Sept. 1, 2016
6.....	Chris Redman at East Carolina .....	Nov. 14, 1998
5.....	Lamar Jackson at Marshall .....	Sept. 24, 2016
5.....	Teddy Bridgewater vs. Ohio .....	Sept. 1, 2013
5.....	Teddy Bridgewater vs. Temple .....	Nov. 3, 2012
5.....	Brian Brohm vs. Oregon State .....	Sept. 17, 2005
5.....	Brian Brohm vs. Middle Tennessee .....	Sept. 6, 2007
5.....	Dave Ragone vs. East Carolina .....	Oct. 26, 2002
5.....	Chris Redman vs. Houston .....	Oct. 23, 1999
5.....	Chris Redman at Kentucky .....	Sept. 4, 1999
5.....	Chris Redman vs. Boston College .....	Sept. 26, 1998

**SEASON**

31.....	Teddy Bridgewater .....	2013
30.....	Lamar Jackson .....	2016
30.....	Brian Brohm .....	2007
29.....	Chris Redman .....	1999
29.....	Chris Redman .....	1998
27.....	Teddy Bridgewater .....	2012
27.....	Dave Ragone .....	2000
25.....	Lamar Jackson .....	2017 (Through Nov. 25)
24.....	Dave Ragone .....	2002
23.....	Dave Ragone .....	2001

**CAREER**

84.....	Chris Redman .....	1996-99
74.....	Dave Ragone .....	1999-2002
72.....	Teddy Bridgewater .....	2011-13
71.....	Brian Brohm .....	2004-07
67.....	Lamar Jackson .....	2015-Present
44.....	Jay Gruden .....	1985-88
38.....	Stefan LeFors .....	2001-04
38.....	Jeff Brohm .....	1989-93
34.....	John Madeya .....	1970-72
32.....	Browning Nagle .....	1988-90

**LONGEST SCORING PASSES (75+ YARDS)**

94.....	Bill Karns to Gene Sartini vs. Washington & Lee .....	Nov. 18, 1950
93.....	Johnny Unitas to Babe Ray vs. Houston .....	Nov. 10, 1951
92.....	Adam Froman to Scott Long vs. Southern Mississippi .....	Oct. 10, 2009
86.....	Chris Redman to Arnold Jackson vs. Utah .....	Sept. 6, 1997
86.....	Benny Russell to Clarence Spencer vs. East Carolina .....	Oct. 16, 1965
85.....	John Madeya to Larry Hart vs. North Texas .....	Sept. 26, 1970
83.....	Ed Rubbert to Ernest Givins vs. Southern Methodist .....	Sept. 15, 1984
82.....	Dave Ragone to Zek Parker at Kentucky .....	Sept. 1, 2001
81.....	Brian Brohm to Gary Barnidge vs. Middle Tennessee .....	Sept. 6, 2007
81.....	Chris Redman to Zek Parker at East Carolina .....	Nov. 14, 1998
80.....	Jeff Brohm to Ralph Dawkins vs. Texas .....	Sept. 25, 1993
80.....	Len DePaola to Kevin Miller vs. Dayton .....	Nov. 9, 1974
78.....	Dave Ragone to Deion Branch at Texas Christian .....	Nov. 23, 2001
77.....	Dean May to Mark Clayton vs. Oklahoma State .....	Sept. 25, 1982
76.....	Brian Brohm to Mario Urrutia vs. Florida Atlantic .....	Oct. 1, 2005
76.....	Benny Russell to Al MacFarlane vs. Marshall .....	Oct. 23, 1965
75.....	Lamar Jackson to Jaylen Smith at North Carolina .....	Sept. 9, 2017
75.....	Teddy Bridgewater to DeVante Parker at Pittsburgh .....	Oct. 13, 2012
75.....	Brian Brohm to Harry Douglas at Pittsburgh .....	Nov. 25, 2006
75.....	Chris Redman to Lavell Boyd vs. Houston .....	Oct. 23, 1999
75.....	Stu Stram to Ebb Williams vs. Northeast Louisiana .....	Oct. 16, 1976
75.....	Benny Russell to Bill McMahon vs. Drake .....	Oct. 15, 1966

**INTERCEPTIONS THROWN****GAME**

6.....	Erik Watts vs. Florida State (40 att.) .....	Nov. 2, 1991
5.....	Dean May vs. Miami, Fla. (38 att.) .....	Oct. 2, 1982
5.....	John Madeya at Southern Illinois (42 att.) .....	Nov. 11, 1972
5.....	Oscar Brohm vs. North Texas (26 att.) .....	Nov. 16, 1968
5.....	Wally Oyler at North Texas (45 att.) .....	Sept. 30, 1967
5.....	Benny Russell at Kent State (34 att.) .....	Nov. 20, 1965
5.....	Tom LaFramboise at Southern Illinois (30 att.) .....	Sept. 26, 1964
5.....	Johnny Unitas vs. Washington & Lee (21 att.) .....	Nov. 17, 1951

**SEASON**

28.....	Ed Rubbert (362 att.) .....	1984
21.....	Jay Gruden (397 att.) .....	1987
19.....	Wally Oyler (240 att.) .....	1968
18.....	Jay Gruden (382 att.) .....	1988
18.....	Tom LaFramboise (242 att.) .....	1964
17.....	Marty Lowe (319 att.) .....	1994
17.....	John Madeya (301 att.) .....	1972
17.....	Gary Inman (182 att.) .....	1969
17.....	John Giles (172 att.) .....	1961
16.....	Hunter Cantwell (377 att.) .....	2008
16.....	Erik Watts (260 att.) .....	1991
16.....	John Madeya (240 att.) .....	1970



# 2017 TAXSLAYER BOWL MEDIA GUIDE

## RECORD BOOK

**CAREER**

54.....	Jay Gruden (1,049 att.).....	1985-88
51.....	Chris Redman (1,679 att.).....	1996-99
50.....	Ed Rubbert (873 att.).....	1983-86
44.....	John Madeya (742 att.).....	1970-72
41.....	John Giles (451 att.).....	1959-62
34.....	Dean May (702 att.).....	1980-83
34.....	Johnny Unitas (498 att.).....	1951-54
32.....	Wally Oylar (432 att.).....	1966-68
32.....	Tom LaFramboise (472 att.).....	1962-64
29.....	Dave Ragone (1,180 att.).....	1999-2002
29.....	Marty Lowe (767 att.).....	1991-95
29.....	Benny Russell (583 att.).....	1964-66

**LOWEST INTERCEPTION PERCENTAGE****SEASON**

(Minimum 100 attempts)

0.94%.....	Teddy Bridgewater (4 of 427).....	2013
1.17%.....	Stefan LeFors (3 of 257).....	2004
1.36%.....	Will Gardner (3 of 221).....	2014
1.43%.....	Marty Lowe (5 of 350).....	1995
1.50%.....	Lamar Jackson (6 of 399).....	2017 (Through Nov. 25)
1.60%.....	Brian Brohm (5 of 313).....	2006
1.66%.....	Brian Brohm (5 of 301).....	2005
1.828%.....	Dave Ragone (7 of 383).....	2001
1.835%.....	Adam Froman (4 of 218).....	2010
1.91%.....	Teddy Bridgewater (8 of 419).....	2012

**CAREER**

(Minimum 200 attempts)

0.95%.....	Will Stein (2 of 210).....	2009-12
1.29%.....	Will Gardner (3 of 233).....	2013-14
2.03%.....	Brian Brohm (24 of 1,185).....	2004-07
2.06%.....	Stefan LeFors (13 of 630).....	2001-04
2.10%.....	Teddy Bridgewater (24 of 1,142).....	2011-13
2.18%.....	Lamar Jackson (23 of 1,055).....	2015-Present
2.23%.....	Adam Froman (9 of 403).....	2009-10
2.46%.....	Dave Ragone (29 of 1,180).....	1999-2002
3.04%.....	Chris Redman (51 of 1,679).....	1996-99
3.51%.....	Browning Nagle (21 of 598).....	1988-90

**CONSECUTIVE PASSES WITHOUT AN INTERCEPTION****SEASON**

175.....	Marty Lowe.....	1995
173.....	Stefan LeFors.....	2004
144.....	Teddy Bridgewater.....	2013
131.....	Will Gardner.....	2014
129.....	Stefan LeFors.....	2003
124.....	Brian Brohm.....	2007
117.....	Dave Ragone.....	2001
115.....	Brian Brohm.....	2005
115.....	Dave Ragone.....	2002
113.....	Lamar Jackson.....	2016
113.....	Teddy Bridgewater.....	2013
109.....	Brian Brohm.....	2006
109.....	Jeff Brohm.....	1993
108.....	Lamar Jackson.....	2017
107.....	Chris Redman.....	1998
106.....	Dave Ragone.....	2000
104.....	Teddy Bridgewater.....	2012
104.....	Adam Froman.....	2010
101.....	Lamar Jackson.....	2017 (active streak entering bowl game)
100.....	Chris Redman.....	1999

**CAREER**

175.....	Marty Lowe.....	1995
173.....	Stefan LeFors.....	2004
144.....	Teddy Bridgewater.....	2013
135.....	Lamar Jackson.....	2016-17
131.....	Will Gardner.....	2014
129.....	Stefan LeFors.....	2003
124.....	Brian Brohm.....	2007
119*.....	Dave Ragone.....	2001-02
117.....	Dave Ragone.....	2001
116.....	Jeff Brohm.....	1992-93
115.....	Brian Brohm.....	2005
115.....	Dave Ragone.....	2002
113.....	Lamar Jackson.....	2016
113.....	Teddy Bridgewater.....	2013
112.....	Lamar Jackson.....	2016-17
109.....	Brian Brohm.....	2006
109^.....	Chris Redman.....	1998-99
109.....	Jeff Brohm.....	1993
107.....	Chris Redman.....	1998
106.....	Dave Ragone.....	2000
104.....	Teddy Bridgewater.....	2012
104.....	Adam Froman.....	2010
101.....	Lamar Jackson.....	2017 (active streak entering bowl game)
100.....	Chris Redman.....	1999

**RECEIVING****RECEPTIONS****GAME**

15.....	Arnold Jackson at Cincinnati (174 yards).....	Nov. 6, 1999
15.....	Ibn Green at East Carolina (214 yards).....	Nov. 14, 1998
14.....	Miguel Montano at Cincinnati (148 yards).....	Nov. 8, 1997
14.....	Miguel Montano vs. Southern Mississippi (194 yards).....	Sept. 28, 1996
13.....	Harry Douglas at Kentucky (223 yards).....	Sept. 15, 2007
13.....	Joshua Tinch at West Virginia (130 yards).....	Oct. 15, 2005
13.....	Ibn Green at Memphis (166 yards).....	Oct. 16, 1999
12.....	Harry Douglas vs. Syracuse (205 yards).....	Sept. 22, 2007
12.....	Arnold Jackson at Tulane (132 yards).....	Oct. 17, 1998
12.....	Jamie Asher at Kentucky (107 yards).....	Sept. 3, 1994

**SEASON**

101.....	Arnold Jackson (1,209 yards).....	1999
90.....	Arnold Jackson (1,165 yards).....	1998
75.....	J.R. Russell (1,213 yards).....	2003
73.....	J.R. Russell (968 yards).....	2004
72.....	Deion Branch (1,188 yards).....	2001
71.....	Harry Douglas (1,159 yards).....	2007
71.....	Deion Branch (1,016 yards).....	2000
70.....	Harry Douglas (1,265 yards).....	2006
70.....	Jamie Asher (794 yards).....	1994
67.....	Joshua Tinch (855 yards).....	2005
67.....	Miguel Montano (875 yards).....	1997

**CAREER**

300.....	Arnold Jackson (3,670 yards).....	1997-2000
217.....	Ibn Green (2,830 yards).....	1996-99
186.....	J.R. Russell (2,619 yards).....	2001-04
176.....	Eli Rogers (2,020 yards).....	2011-14
175.....	Miguel Montano (2,305 yards).....	1994-97
173.....	Harry Douglas (2,924 yards).....	2004-07
162.....	Joshua Tinch (2,195 yards).....	2002-05
156.....	DeVante Parker (2,775 yards).....	2011-14
153.....	Jamie Asher (1,741 yards).....	1991-94
151.....	Ralph Dawkins (1,667 yards).....	1990-93





# 2017 TAXSLAYER BOWL MEDIA GUIDE

## RECORD BOOK



### RECEIVING YARDS

#### GAME

223.....	Harry Douglas at Kentucky (13 catches)	Sept. 15, 2007
214.....	DeVante Parker vs. Florida State (8 catches)	Oct. 30, 2014
214.....	Ibn Green at East Carolina (15 catches)	Nov. 14, 1998
205.....	Harry Douglas vs. Syracuse (12 catches)	Sept. 22, 2007
197.....	Cookie Brinkman at Marshall (10 catches)	Oct. 17, 1970
194.....	Jamari Staples at Pittsburgh (9 catches)	Nov. 21, 2015
194.....	Deion Branch vs. Cincinnati (8 catches)	Oct. 14, 2000
194.....	Arnold Jackson vs. Illinois (11 catches)	Sept. 18, 1999
194.....	Miguel Montano vs. Southern Mississippi (14 catches)	Sept. 28, 1996
193.....	Mark Clayton vs. Tennessee State (7 catches)	Oct. 17, 1981

### SEASON

1,265.....	Harry Douglas (70 catches)	2006
1,213.....	J.R. Russell (75 catches)	2003
1,209.....	Arnold Jackson (101 catches)	1999
1,188.....	Deion Branch (72 catches)	2001
1,165.....	Arnold Jackson (90 catches)	1998
1,159.....	Harry Douglas (71 catches)	2007
1,112.....	Mark Clayton (53 catches)	1982
1,016.....	Deion Branch (71 catches)	2000
973.....	Mario Urrutia (58 catches)	2006
968.....	J.R. Russell (73 catches)	2004

### CAREER

3,670.....	Arnold Jackson (300 catches)	1997-2000
2,924.....	Harry Douglas (173 catches)	2004-07
2,830.....	Ibn Green (217 catches)	1996-99
2,775.....	DeVante Parker (156 catches)	2011-14
2,619.....	J.R. Russell (186 catches)	2001-04
2,305.....	Miguel Montano (175 catches)	1994-97
2,271.....	Mario Urrutia (130 catches)	2005-07
2,204.....	Deion Branch (143 catches)	2000-01
2,195.....	Joshua Tinch (162 catches)	2002-05
2,032.....	James Quick (126 catches)	2013-16

### YARDS PER CATCH

#### GAME

(Minimum 4 Catches)

38.3.....	DeVante Parker at Pittsburgh (4 for 153)	Oct. 13, 2012
38.0.....	Mark Clayton vs. Oklahoma State (4 for 152)	Sept. 25, 1982
36.5.....	Al MacFarlane at Drake (4 for 146)	Nov. 13, 1965
34.8.....	Eric Vaughn vs. Memphis (4 for 139)	Sept. 27, 1986
34.5.....	Mario Urrutia vs. Florida Atlantic (4 for 138)	Oct. 1, 2005
33.5*.....	Mario Urrutia vs. Middle Tennessee (4 for 134)	Oct. 6, 2006
33.0.....	Harry Douglas at Pittsburgh (4 for 132)	Nov. 25, 2006
32.0.....	Ernest Givins at Houston (4 for 128)	Sept. 29, 1984
31.8.....	James Jones at West Virginia (4 for 127)	Sept. 7, 1985
31.5.....	Gary Barnidge vs. Middle Tennessee (4 for 126)	Sept. 6, 2007

\*Nashville, Tenn.

(Minimum 8 Catches)

26.8.....	DeVante Parker vs. Florida State (8 for 214)	Oct. 30, 2014
24.3.....	Deion Branch vs. Cincinnati (8 for 194)	Oct. 14, 2000
22.8.....	Arnold Jackson vs. Army (8 for 182)	Nov. 21, 1998
21.6.....	Jamari Staples at Pittsburgh (9 for 194)	Nov. 21, 2015
21.3.....	Al MacFarlane vs. Marshall (8 for 170)	Oct. 23, 1965
20.3.....	Jaylen Smith at North Carolina (9 for 183)	Sept. 9, 2017
19.9.....	Mark Clayton at Memphis (9 for 179)	Nov. 20, 1982
19.7.....	Cookie Brinkman at Marshall (10 for 197)	Oct. 17, 1970
19.3.....	Deion Branch at Illinois (9 for 174)	Sept. 22, 2001
18.3.....	Joshua Tinch vs. Rutgers (10 for 183)	Nov. 11, 2005

### SEASON

(Minimum 15 Catches)

24.6.....	Mike Dennis (21 for 516)	1966
24.4.....	Gene Sartini (17 for 414)	1950
23.5.....	Larry Hart (26 for 612)	1970
22.2.....	Jaylen Smith (27 for 599)	2016
22.1.....	Mark Clayton (27 for 596)	1981
21.5.....	Mario Urrutia (37 for 797)	2005
20.98.....	Mark Clayton (53 for 1,112)	1982
20.96.....	Mike Dennis (28 for 587)	1965
20.9.....	Ernest Givins (33 for 689)	1984
20.5.....	Eric Vaughn (34 for 697)	1986





# 2017 TAXSLAYER BOWL MEDIA GUIDE

## RECORD BOOK



### (Minimum 50 Catches)

21.0.....	Mark Clayton (53 for 1,112).....	1982
18.1.....	Harry Douglas (70 for 1,265).....	2006
16.8.....	Mario Urrutia (58 for 973).....	2006
16.50.....	Deion Branch (72 for 1,188).....	2001
16.47.....	Jaylen Smith (53 for 873).....	2017 (Through Nov. 25)
16.3.....	Harry Douglas (71 for 1,159).....	2007
16.2.....	J.R. Russell (75 for 1,213).....	2003
16.09.....	DeVante Parker (55 for 885).....	2013
16.07.....	Ibn Green (55 for 884).....	1998
14.5.....	Damien Dorsey (52 for 753).....	2002

### CAREER

#### (Minimum 50 Catches)

21.2.....	Mike Dennis (55 for 1,167).....	1964-66
20.9.....	Mark Clayton (96 for 2,004).....	1979-82
19.4.....	Larry Hart (51 for 987).....	1968-70
18.9.....	Ernest Givins (67 for 1,266).....	1984-85
18.4.....	Eric Broomfield (50 for 920).....	1987-90
17.79.....	DeVante Parker (156 for 2,775).....	2011-14
17.77.....	Kevin Cook (56 for 995).....	1991-93
17.5.....	Mario Urrutia (130 for 2,271).....	2005-07
17.2.....	Jamari Staples (73 for 1,253).....	2015-16
17.0.....	Kenny Robinson (71 for 1,204).....	1977-80

#### (Minimum 100 Catches)

17.8.....	DeVante Parker (156 for 2,775).....	2011-14
17.5.....	Mario Urrutia (130 for 2,271).....	2005-07
17.0.....	Jaylen Smith (109 for 1,848).....	2015-Present
16.9.....	Harry Douglas (173 for 2,924).....	2004-07
16.1.....	James Quick (126 for 2,032).....	2013-16
15.6.....	Anthony Cummings (100 for 1,562).....	1987-90
15.4.....	Deion Branch (143 for 2,204).....	2000-01
14.09.....	Zek Parker (128 for 1,804).....	1998-2001
14.08.....	J.R. Russell (186 for 2,619).....	2001-04
13.8.....	Gary Barnidge (108 for 1,491).....	2004-07



### TOUCHDOWN RECEPTIONS

#### GAME

5.....	Anthony Cummings at Cincinnati.....	Nov. 3, 1990
4.....	Lavell Boyd vs. Houston.....	Oct. 23, 1999
3.....	James Quick at Florida State.....	Oct. 17, 2015
3.....	DeVante Parker vs. Kentucky.....	Nov. 29, 2014
3.....	J.R. Russell vs. Miami, Ohio (GMAC Bowl).....	Dec. 18, 2003
3.....	Damien Dorsey vs. East Carolina.....	Oct. 26, 2002
3.....	Ibn Green vs. Kentucky.....	Sept. 4, 1999
3.....	Arnold Jackson vs. Army.....	Nov. 21, 1998
3.....	Ibn Green at East Carolina.....	Nov. 14, 1998
3.....	Ibn Green vs. Illinois.....	Sept. 13, 1997
3.....	Miguel Montano vs. North Texas.....	Nov. 18, 1995
3.....	Mark Clayton vs. Richmond.....	Oct. 16, 1982
3.....	Roger Black vs. Washington, Tenn.....	Oct. 18, 1913

#### SEASON

12.....	DeVante Parker.....	2013
12.....	Ibn Green.....	1998
10.....	DeVante Parker.....	2012
10.....	Arnold Jackson.....	1998
10.....	Anthony Cummings.....	1990
9.....	Dez Fitzpatrick.....	2017 (Through Nov. 25)
9.....	Deion Branch.....	2001
9.....	Deion Branch.....	2000
9.....	Lavell Boyd.....	1999
9.....	Arnold Jackson.....	1999
9.....	Kevin Cook.....	1993

### CAREER

33.....	DeVante Parker.....	2011-14
33.....	Ibn Green.....	1996-99
31.....	Arnold Jackson.....	1997-2000
25.....	Anthony Cummings.....	1987-90
19.....	J.R. Russell.....	2001-04
18.....	Deion Branch.....	2000-01
17.....	Gary Barnidge.....	2004-07
16.....	Mario Urrutia.....	2005-07
15.....	Harry Douglas.....	2004-07
15.....	Ronnie Ghent.....	2000-03

### TWO RECEIVERS OVER 100 YARDS (20 times)

Dez Fitzpatrick (127) and Jaylen Smith (118) vs. Boston College.....	Oct. 14, 2017
Dez Fitzpatrick (134) and Seth Dawkins (133) at North Carolina State.....	Oct. 5, 2017
Jamari Staples (136) and James Quick (108) at Syracuse.....	Sept. 9, 2016
Mario Urrutia (144) and Harry Douglas (132) at Pittsburgh.....	Nov. 25, 2006
Harry Douglas (116) and Mario Urrutia (113) vs. West Virginia.....	Nov. 2, 2006
Lionel Gates (134) and J.R. Russell (119) at Texas Christian.....	Nov. 5, 2003
Arnold Jackson (174) and Ibn Green (100) at Cincinnati.....	Nov. 6, 1999
Lavell Boyd (173) and Arnold Jackson (119) vs. Houston.....	Oct. 23, 1999
Ibn Green (166) and Arnold Jackson (108) at Memphis.....	Oct. 16, 1999
Arnold Jackson (126) and Ibn Green (120) vs. Western Kentucky.....	Oct. 31, 1998
Arnold Jackson (133) and Ibn Green (117) vs. Cincinnati.....	Oct. 3, 1998
Ibn Green (132) and Arnold Jackson (123) vs. Kentucky.....	Sept. 5, 1998
Arnold Jackson (114) and Rico Williams (102) vs. Tulane.....	Oct. 11, 1997
Coswell Sims (142) and Miguel Montano (136) vs. Tulane.....	Nov. 4, 1995
Kevin Cook (120) and Jamie Asher (107) vs. Navy.....	Oct. 23, 1993
David Hatfield (116) and Ernest Givins (100) vs. Murray State.....	Sept. 1, 1984
Tony Burdock (111) and Gary Barnes (103) vs. Tulsa.....	Nov. 4, 1972
Jim Zamberlan (141) and Bill McMahon (108) vs. Drake.....	Oct. 15, 1966

### THREE RECEIVERS OVER 100 YARDS (2 times)

Mario Urrutia (142), Gary Barnidge (126) and Harry Douglas (100) vs. Middle Tennessee.....	Sept. 6, 2007
Lavell Boyd (146), Arnold Jackson (132) and Charles Sheffield (103) at Tulane.....	Oct. 17, 1998





# 2017 TAXSLAYER BOWL MEDIA GUIDE

## RECORD BOOK



### CAREER 100-YARD RECEIVING GAMES

16.....Arnold Jackson.....	1997-2000
12.....Deion Branch.....	2000-01
11.....J.R. Russell.....	2001-04
10.....DeVante Parker.....	2011-14
10.....Harry Douglas.....	2004-07
9.....Ibn Green.....	1996-99
9.....Miguel Montano.....	1994-97
9.....Mark Clayton.....	1979-82
8.....Mario Urrutia.....	2005-07
6.....Jamie Asher.....	1991-94

### CAREER 150-YARD RECEIVING GAMES

4.....Arnold Jackson.....	1997-2000
4.....Deion Branch.....	2000-01
4.....Harry Douglas.....	2004-07
4.....Ibn Green.....	1996-99
4.....Mark Clayton.....	1979-82
3.....DeVante Parker.....	2011-14
2.....Zek Parker.....	1998-2001

### CAREER 200-YARD RECEIVING GAMES

2.....Harry Douglas.....	2004-07
1.....DeVante Parker.....	2011-14
1.....Ibn Green.....	1996-99

### RUSHER AND RECEIVER OVER 100 YARDS (52 times)

(\*=2 rushers, ^=2 receivers, #=3 receivers)

*^Lamar Jackson (180 rush), Reggie Bonnafon (107 rush), Dez Fitzpatrick (127 rec), Jaylen Smith (118 receiving) vs. Boston College.....	Oct. 14, 2017
*Malik Williams (149 rushing), Lamar Jackson (132 rushing), Jaylen Smith (183 receiving) at North Carolina.....	Sept. 9, 2017
Lamar Jackson (107 rushing), Jaylen Smith (117 receiving) vs. Purdue (Ally Classic, Indianapolis, Ind.).....	Sept. 2, 2017
Lamar Jackson (171 rushing), Cole Hikutini (100 receiving) vs. Kentucky.....	Nov. 26, 2016
Lamar Jackson (185 rushing), Jaylen Smith (123 receiving) at Boston College.....	Nov. 5, 2016
*Lamar Jackson (146 rushing), Brandon Radcliff (118 rushing), James Quick (122 receiving) vs. Florida State.....	Sept. 17, 2016
*^Lamar Jackson (199 rush), Brandon Radcliff (156 rush), Jamari Staples (136 rec), James Quick (108 receiving) at Syracuse.....	Sept. 9, 2016
Lamar Jackson (226 rushing), Cole Hikutini (103 receiving) vs. Texas A&M (Music City Bowl, Nashville, Tenn.).....	Dec. 30, 2015
Michael Dyer (134 rushing), DeVante Parker (214 receiving) vs. Florida State.....	Oct. 30, 2014
Michael Dyer (173 rushing), DeVante Parker (132 receiving) vs. North Carolina State.....	Oct. 18, 2014
Senorise Perry (104 rushing), Damian Copeland (115 receiving) vs. Rutgers.....	Oct. 10, 2013
Senorise Perry (101 rushing), DeVante Parker (153 receiving) at Pittsburgh.....	Oct. 13, 2012
Bilal Powell (204 rushing), Josh Bellamy (112 receiving) vs. Memphis.....	Oct. 9, 2010
*Bilal Powell (112 rushing), Victor Anderson (100 rushing), Doug Beaumont (106 receiving) vs. Connecticut.....	Sept. 26, 2008
*Victor Anderson (176 rushing), Brock Bolen (104 rushing), Doug Beaumont (119 receiving) vs. Kansas State.....	Sept. 17, 2008
#Anthony Allen (275 rush), Mario Urrutia (142 rec), Gary Barnidge (126 rec), Harry Douglas (100 receiving) vs. Middle Tennessee.....	Sept. 6, 2007
George Stripling (137 rushing), Montrell Jones (118 receiving) vs. Syracuse.....	Nov. 26, 2005
Michael Bush (159 rushing), Joshua Tinch (130 receiving) at West Virginia.....	Oct. 15, 2005
Michael Bush (204 rushing), Mario Urrutia (138 receiving) vs. Florida Atlantic.....	Oct. 1, 2005
Eric Shelton (136 rushing), J.R. Russell (146 receiving) at Memphis.....	Nov. 4, 2004
Eric Shelton (129 rushing), J.R. Russell (101 receiving) vs. East Carolina.....	Oct. 2, 2004
Lionel Gates (128 rushing), J.R. Russell (144 receiving) vs. Miami, Ohio (GMAC Bowl, Mobile, Ala.).....	Dec. 18, 2003
Michael Bush (125 rushing), J.R. Russell (111 receiving) at Cincinnati.....	Nov. 28, 2003
*Lionel Gates (140 rushing), Michael Bush (137 rushing), J.R. Russell (111 receiving) vs. Houston.....	Nov. 22, 2003
Eric Shelton (135 rushing), J.R. Russell (133 receiving) at Syracuse.....	Sept. 13, 2003
Henry Miller (127 rushing), Damien Dorsey (158 receiving) vs. East Carolina.....	Oct. 26, 2002
*Henry Miller (121 rushing), T.J. Patterson (101 rushing), Deion Branch (116 receiving) at Tulane.....	Nov. 3, 2001
Tony Stallings (155 rushing), Deion Branch (134 receiving) vs. Cincinnati.....	Sept. 29, 2001
Tony Stallings (122 rushing), Deion Branch (194 receiving) vs. Cincinnati.....	Oct. 14, 2000
Tony Stallings (144 rushing), Deion Branch (123 receiving) vs. Kentucky.....	Sept. 2, 2000
*^Frank Moreau (112 rushing), Arnold Jackson (174 receiving), Ibn Green (100 receiving) at Cincinnati.....	Nov. 6, 1999
Frank Moreau (150 rushing), Ibn Green (153 receiving) at Army.....	Oct. 7, 1999
Frank Moreau (139 rushing), Arnold Jackson (194 receiving) vs. Illinois.....	Sept. 18, 1999
Frank Moreau (181 rushing), Charles Sheffield (118 receiving) at Kentucky.....	Sept. 4, 1999
Leroy Collins (145 rushing), Ibn Green (214 receiving) at East Carolina.....	Nov. 14, 1998
Leroy Collins (112 rushing), Arnold Jackson (182 receiving) vs. Army.....	Nov. 21, 1998
*Leroy Collins (154 rushing), Arnold Jackson (126 receiving), Ibn Green (120 receiving) vs. Western Kentucky.....	Oct. 31, 1998
Leroy Collins (112 rushing), Lavell Boyd (105 receiving) at Southern Mississippi.....	Oct. 10, 1998
*^Frank Moreau (135 rushing), Arnold Jackson (133 receiving), Ibn Green (117 receiving) vs. Cincinnati.....	Oct. 3, 1998
Frank Moreau (139 rushing), Miguel Montano (108 receiving) vs. East Carolina.....	Nov. 1, 1997
Calvin Arrington (135 rushing), Miguel Montano (104 receiving) vs. North Texas.....	Nov. 18, 1995
Calvin Arrington (133 rushing), Miguel Montano (103 receiving) at Northern Illinois.....	Sept. 9, 1995
Anthony Shelman (124 rushing), Jamie Asher (144 receiving) at Army.....	Oct. 15, 1994
Anthony Shelman (160 rushing), John Bell (117 receiving) vs. Pittsburgh.....	Oct. 1, 1994
Anthony Shelman (123 rushing), Jamie Asher (107 receiving) at Kentucky.....	Sept. 3, 1994
Anthony Shelman (124 rushing), Aaron Bailey (175 receiving) at Memphis.....	Sept. 11, 1993
Carwell Gardner (134 rushing), Eric Broomfield (118 receiving) at Kansas.....	Sept. 9, 1989
Ron Davenport (101 rushing), Mark Clayton (100 receiving) at Florida State.....	Nov. 13, 1982
Greg Hickman (105 rushing), Mark Clayton (159 receiving) vs. Richmond.....	Oct. 16, 1982
*Howard Stevens (204 rushing), Tony Burdock (111 receiving), Gary Barnes (103 receiving) vs. Tulsa.....	Nov. 4, 1972
Bill Gatti (134 rushing), Tony Burdock (100 receiving) vs. Kent State.....	Oct. 31, 1970
*Benny Russell (118 rushing), Jim Zamberlan (141 receiving), Bill McMahon (108 receiving) vs. Drake.....	Oct. 15, 1966





# 2017 TAXSLAYER BOWL MEDIA GUIDE

## RECORD BOOK



### SCORING POINTS GAME

40.....	Roger Black vs. Washington, Tenn. (4 TDs, 1 FG, 13 PATs)	Oct. 18, 1913
34.....	Fred Koster vs. Rose Poly (5 TDs, 4 PATs)	Oct. 9, 1926
34.....	Fred Koster at Ogden (5 TDs, 4 PATs)	Oct. 2, 1926
30.....	Eric Shelton vs. East Carolina (5 TDs)	Oct. 2, 2004
30.....	Leroy Collins vs. Western Kentucky (5 TDs)	Oct. 31, 1998
30.....	Anthony Cummings at Cincinnati (5 TDs)	Nov. 3, 1990
30.....	C.N Caldwell at Moores Hill (5 TDs)	Oct. 11, 1913
25.....	Fred Koster at Kentucky Wesleyan (3 TDs, 2 FGs, 1 PAT)	Nov. 13, 1926
24.....	Lamar Jackson vs. Florida State (4 TDs)	Sept. 17, 2016
24.....	Lamar Jackson at Syracuse (4 TDs)	Sept. 9, 2016
24.....	Senorise Perry at Pittsburgh (4 TDs)	Oct. 13, 2012
24.....	Michael Bush at West Virginia (4 TDs)	Oct. 15, 2005
24.....	Eric Shelton at Memphis (4 TDs)	Nov. 4, 2004
24.....	Lionel Gates vs. Houston (4 TDs)	Nov. 22, 2003
24.....	Lavell Boyd vs. Houston (4 TDs)	Oct. 23, 1999
24.....	Frank Moreau at Army (4 TDs)	Oct. 7, 1999
24.....	Frank Moreau vs. Chattanooga (4 TDs)	Sept. 11, 1999
24.....	Frank Moreau vs. East Carolina (4 TDs)	Nov. 1, 1997
24.....	Nathan Poole vs. Northwest Louisiana (4 TDs)	Oct. 14, 1978
24.....	Lenny Lyles vs. Toledo (4 TDs)	Nov. 19, 1955
24.....	Chris Katope vs. Rio Grande (4 TDs)	Sept. 22, 1941
24.....	Bennie McDonald vs. Eastern Kentucky (4 TDs)	Oct. 6, 1928
24.....	John Daniel vs. Washington, Tenn. (4 TDs)	Oct. 18, 1913

### SEASON

144.....	Michael Bush (24 TDs)	2005
132.....	Lenny Lyles (21 TDs, 6 PATs)	1957
126.....	Lamar Jackson (21 TDs)	2016
124.....	Fred Koster (18 TDs, 2 FGs, 10 PATs)	1926
123.....	Art Carmody (21 FGs, 60 PATs)	2006
120.....	Eric Shelton (20 TDs)	2004
116.....	Leroy Collins (19 TDs, 1 2-Pt.)	1998
113.....	Art Carmody (12 FGs, 77 PATs)	2004
112.....	John Wallace (20 FGs, 52 PATs)	2013
105.....	Art Carmody (14 FGs, 63 PATs)	2005

### CAREER

433.....	Art Carmody (60 FGs, 253 PATs)	2004-07
384.....	John Wallace (66 FGs, 186 PATs)	2012-15
300.....	Lenny Lyles (49 TDs, 6 PATs)	1954-57
294.....	Lamar Jackson (49 TDs)	2015-Present
275.....	Nate Smith (44 FGs, 143 PATs)	2000-03
246.....	Michael Bush (41 TDs)	2003-06
216.....	David Akers (35 FGs, 111 PATs)	1993-96
204.....	Tom Lucia (34 TDs)	1947-50
198.....	DeVante Parker (33 TDs)	2011-14
198.....	Ibn Green (33 TDs)	1996-99

### POINTS RESPONSIBLE FOR (Points Scored and Passed For) GAME

48.....	Lamar Jackson vs. Charlotte	Sept. 1, 2016
42.....	Lamar Jackson at Boston College	Nov. 5, 2016
42.....	Lamar Jackson at Marshall	Sept. 24, 2016
40.....	Roger Black vs. Washington, Tenn.	Oct. 18, 1913
36.....	Chris Redman at East Carolina (passed for 6 TDs)	Nov. 14, 1998
34.....	Fred Koster vs. Rose Poly	Oct. 9, 1926
34.....	Fred Koster at Ogden	Oct. 2, 1926
32.....	Chris Redman vs. BC	Sept. 26, 1998
32.....	Lenny Lyles vs. C. Michigan	Oct. 26, 1957
30.....	Lamar Jackson vs. Boston College	Oct. 14, 2017
30.....	Lamar Jackson vs. Florida State	Sept. 17, 2016
30.....	Lamar Jackson at Syracuse	Sept. 9, 2016
30.....	Teddy Bridgewater vs. Ohio	Sept. 1, 2013
30.....	Brian Brohm vs. Middle Tennessee	Sept. 6, 2007
30.....	Brian Brohm vs. Murray State	Aug. 30, 2007
30.....	Brian Brohm vs. Oregon State	Sept. 17, 2005
30.....	Eric Shelton vs. East Carolina	Oct. 2, 2004
30.....	Dave Ragone vs. East Carolina	Oct. 26, 2002
30.....	Dave Ragone at Tulane	Nov. 3, 2001
30.....	Chris Redman vs. Houston	Oct. 23, 1999
30.....	Chris Redman at Kentucky	Sept. 4, 1999
30.....	Leroy Collins vs. Western Kentucky	Oct. 31, 1998
30.....	Chris Redman vs. Cincinnati	Oct. 3, 1998
30.....	Anthony Cummings at Cincinnati	Nov. 3, 1990
30.....	John Daniel vs. Washington, Tenn.	Oct. 18, 1913
30.....	Clarence Rodgers vs. Washington, Tenn.	Oct. 18, 1913
30.....	C.N Caldwell at Moores Hill	Oct. 11, 1913
30.....	Owen Foster vs. Hanover	Nov. 15, 1912

### SEASON

308.....	Lamar Jackson (scored 21 TDs; passed for 30 TDs, 1 conv.)	2016
254.....	Lamar Jackson (scored 17 TDs; passed for 25 TDs, 1 conversion)	2017
200.....	Dave Ragone (scored 6 TDs; passed for 27 TDs, 1 conversion)	2000
198.....	Brian Brohm (scored 3 TDs; passed for 30 TDs)	2007
192.....	Teddy Bridgewater (scored 1 TD; passed for 31 TDs)	2013
192.....	Chris Redman (scored 2 TDs; passed for 29 TDs, 3 conversions)	1998
182.....	Chris Redman (scored 1 TD; passed for 29 TDs, 1 conversion)	1999
168.....	Teddy Bridgewater (scored 1 TD; passed for 27 TDs)	2012
162.....	Dave Ragone (scored 3 TDs, 1 conv.; passed for 23 TDs, 2 conv.)	2001
150.....	Lenny Lyles (scored 21 TDs, 6 PATs; passed for 3 TDs)	1957

### CAREER

700.....	Lamar Jackson (scored 49 TDs; passed for 67 TDs, 2 conv.)	2015-Present
536.....	Chris Redman (scored 3 TDs; passed for 84 TDs, 7 conv.)	1996-99
510.....	Dave Ragone (scored 9 TDs, 1 conv.; passed for 74 TDs, 5 conv.)	1999-2002
480.....	Brian Brohm (scored 9 TDs, passed for 71 TDs)	2004-07
468.....	Teddy Bridgewater (scored 6 TDs, passed for 72 TDs)	2011-13
433.....	Art Carmody (scored 60 FGs, 253 PATs)	2004-07
384.....	John Wallace (scored 66 FGs, 186 PATs)	2012-15
318.....	Lenny Lyles (scored 49 TDs, 6 PATs; passed for 3 TDs)	1954-57
304.....	Jay Gruden (scored 4 TDs, 1 conv.; passed for 44 TDs, 7 conv.)	1985-88
280.....	Stefan LeFors (scored 7 TDs, 3 conv.; passed for 38 TDs, 2 conv.)	2001-04



# 2017 TAXSLAYER BOWL MEDIA GUIDE

## RECORD BOOK



### TOUCHDOWNS SCORED

#### GAME

5.....Eric Shelton vs. East Carolina (5 rushing).....	Oct. 2, 2004
5.....Leroy Collins vs. Western Kentucky (5 rushing).....	Oct. 31, 1998
5.....Anthony Cummings at Cincinnati (5 receiving).....	Nov. 3, 1990
5.....Fred Koster vs. Rose Poly (5 rushing).....	Oct. 9, 1926
5.....Fred Koster at Ogden (4 rushing, 1 receiving).....	Oct. 2, 1926
5.....C.N. Caldwell at Moores Hill (5 rushing).....	Oct. 11, 1913
4.....16 times	
Most recently: Lamar Jackson vs. Florida State (4 rushing)	Sept. 17, 2016

#### SEASON

24.....Michael Bush (23 rushing, 1 receiving).....	2005
21.....Lamar Jackson (21 rushing).....	2016
21.....Lenny Lyles (19 rushing, 1 receiving, 1 punt return).....	1957
20.....Eric Shelton (20 rushing).....	2004
19.....Leroy Collins (19 rushing).....	1998
18.....Fred Koster (14 rushing, 4 receiving).....	1926
17.....Lamar Jackson (17 rushing).....	2017 (Through Nov. 25)
17.....Frank Moreau (17 rushing).....	1999
17.....Howard Stevens (13 rushing, 3 receiving, 1 punt return).....	1972
16.....Nathan Poole (15 rushing, 1 receiving).....	1978
15.....Anthony Shelman (15 rushing).....	1994

#### CAREER

49.....Lamar Jackson (49 rushing).....	2015-Present
49.....Lenny Lyles (41 rushing, 7 receiving, 1 punt return).....	1954-57
41.....Michael Bush (39 rushing, 2 receiving).....	2003-06
33.....DeVante Parker (33 receiving).....	2011-14
33.....Ibn Green (33 receiving).....	1996-99
33.....Tom Lucia (21 rushing, 6 receiving, 1 INT, 4 PR, 1 KOR).....	1947-50
32.....Arnold Jackson (31 receiving, 1 punt return).....	1997-2000
30.....Eric Shelton (30 rushing).....	2003-04
30.....Howard Stevens (25 rushing, 4 receiving, 1 punt return).....	1971-72
29.....Ralph Dawkins (17 rushing, 12 receiving).....	1990-93

### TOUCHDOWNS RESPONSIBLE FOR (TDs Scored and Passed For)

#### GAME

8.....Lamar Jackson vs. Charlotte (6 passing, 2 rushing).....	Sept. 1, 2016
7.....Lamar Jackson at Boston College (4 passing, 3 rushing).....	Nov. 5, 2016
7.....Lamar Jackson at Marshall (5 passing, 2 rushing).....	Sept. 24, 2016
6.....Lamar Jackson at North Carolina (3 passing, 3 rushing).....	Sept. 9, 2017
6.....Chris Redman at East Carolina (6 passing).....	Nov. 14, 1998
5.....24 times	
Most recently: Lamar Jackson vs. Boston College (2 passing, 3 rushing)	Oct. 14, 2017

#### SEASON

51.....Lamar Jackson (30 passing, 21 rushing).....	2016
42.....Lamar Jackson (25 passing, 17 rushing).....	2017 (Through Nov. 25)
33.....Brian Brohm (30 passing, 3 rushing).....	2007
33.....Dave Ragone (27 passing, 6 rushing).....	2000
32.....Teddy Bridgewater (31 passing, 1 rushing).....	2013
31.....Chris Redman (29 passing, 2 rushing).....	1998
30.....Chris Redman (29 passing, 1 rushing).....	1999
28.....Teddy Bridgewater (27 passing, 1 rushing).....	2012
26.....Dave Ragone (23 passing, 3 rushing).....	2001
24.....Michael Bush (23 rushing, 1 receiving).....	2005
24.....Dave Ragone (24 passing).....	2002
24.....Lenny Lyles (3 passing, 19 rushing, 1 receiving, 1 punt return).....	1957

#### CAREER

116.....Lamar Jackson (67 passing, 49 rushing).....	2015-Present
87.....Chris Redman (84 passing, 3 rushing).....	1996-99
83.....Dave Ragone (74 passing, 9 rushing).....	1999-2002
80.....Brian Brohm (71 passing, 9 rushing).....	2004-07
78.....Teddy Bridgewater (72 passing, 6 rushing).....	2011-13
52.....Lenny Lyles (3 passing, 41 rushing, 7 receiving, 1 punt return).....	1954-57
48.....Jay Gruden (44 passing, 4 rushing).....	1985-88
45.....Stefan LeFors (38 passing, 6 rushing, 1 receiving).....	2001-04
44.....Michael Bush (3 passing, 39 rushing, 2 receiving).....	2003-06
44.....Jeff Brohm (38 passing, 6 rushing).....	1989-93

### KICKING

#### POINTS BY KICKING

##### GAME

18.....Blanton Creque vs. North Carolina State (4 FGs, 6 PATs).....	Oct. 22, 2016
16.....Art Carmody vs. Pittsburgh (4 FGs, 4 PATs).....	Nov. 3, 2005
16.....Art Carmody vs. Middle Tennessee (3 FGs, 7 PATs).....	Sept. 6, 2007
16.....Roger Black vs. Washington, Tenn. (1 FG, 13 PATs).....	Oct. 18, 1913
15.....Art Carmody vs. North Carolina (2 FGs, 9 PATs).....	Oct. 8, 2005
14.....Blanton Creque at Kentucky (3 FGs, 5 PATs).....	Nov. 25, 2017
14.....Evan O'Hara at Syracuse (2 FGs, 8 PATs).....	Sept. 9, 2016
14.....John Wallace vs. Eastern Kentucky (3 FGs, 5 PATs).....	Sept. 7, 2013
14.....Art Carmody vs. West Virginia (3 FGs, 5 PATs).....	Nov. 2, 2006
14*.....Art Carmody vs. Middle Tennessee (3 FGs, 5 PATs).....	Oct. 6, 2006
14.....Art Carmody at Temple (2 FGs, 8 PATs).....	Sept. 9, 2006
14.....Chris Philpott vs. Connecticut (4 FGs, 2 PATs).....	Oct. 23, 2010
14.....Nate Smith at Houston (4 FGs, 2 PATs).....	Nov. 18, 2000

\*Nashville, Tenn.

#### SEASON

123.....Art Carmody (21 FGs, 60 PATs).....	2006
113.....Art Carmody (12 FGs, 77 PATs).....	2004
112.....John Wallace (20 FGs, 52 PATs).....	2013
105.....Art Carmody (14 FGs, 63 PATs).....	2005
100.....Blanton Creque (15 FGs, 55 PATs).....	2017 (Through Nov. 25)
95.....John Wallace (15 FGs, 50 PATs).....	2014
92.....Art Carmody (13 FGs, 53 PATs).....	2007
92.....Nate Smith (14 FGs, 50 PATs).....	2003
91.....John Wallace (15 FGs, 46 PATs).....	2015
87.....Blanton Creque (16 FGs, 39 PATs).....	2016

#### CAREER

433.....Art Carmody (60 FGs, 253 PATs).....	2004-07
384.....John Wallace (66 FGs, 186 PATs).....	2012-15
275.....Nate Smith (44 FGs, 143 PATs).....	2000-03
216.....David Akers (35 FGs, 111 PATs).....	1993-96
190.....Ron Bell (36 FGs, 82 PATs).....	1987-90
187.....Blanton Creque (31 FGs, 94 PATs).....	2016-Present
180.....Chris Philpott (32 FGs, 84 PATs).....	2008-11
180.....Jon Hilbert (22 FGs, 114 PATs).....	1996-99
153.....Wilbur Summers (24 FGs, 81 PATs).....	1972-75
124.....Pete Compise (16 FGs, 76 PATs).....	1966-68

### POINTS AFTER TOUCHDOWN MADE

#### GAME

13.....Roger Black vs. Washington, Tenn. (14 attempts).....	Oct. 18, 1913
10.....Art Carmody vs. Murray State (10 attempts).....	Aug. 30, 2007
10.....Art Carmody vs. Cincinnati (10 attempts).....	Nov. 27, 2004
9.....Evan O'Hara vs. Florida State (9 attempts).....	Sept. 17, 2016
9.....Evan O'Hara vs. Charlotte (9 attempts).....	Sept. 1, 2016
9.....John Wallace vs. Murray State (9 attempts).....	Sept. 6, 2014
9.....Art Carmody vs. North Carolina (9 attempts).....	Oct. 8, 2005
9.....Art Carmody vs. Oregon State (9 attempts).....	Sept. 17, 2005
9.....Art Carmody at Houston (9 attempts).....	Nov. 20, 2004
9.....Jon Hilbert at East Carolina (9 attempts).....	Nov. 14, 1998
9.....Jon Hilbert vs. Western Kentucky (9 attempts).....	Oct. 31, 1998
9.....Pete Compise vs. Drake (9 attempts).....	Oct. 15, 1966

#### SEASON

77.....Art Carmody (77 attempts).....	2004
63.....Art Carmody (65 attempts).....	2005
60.....Art Carmody (60 attempts).....	2006
55.....Blanton Creque (56 attempts).....	2017 (Through Nov. 25)
53.....Art Carmody (53 attempts).....	2007
52.....John Wallace (54 attempts).....	2013
50.....John Wallace (50 attempts).....	2014
50.....Nate Smith (52 attempts).....	2003
50.....Jon Hilbert (53 attempts).....	1998
46.....John Wallace (47 attempts).....	2015



# 2017 TAXSLAYER BOWL MEDIA GUIDE

## RECORD BOOK

**CAREER**

253.....	Art Carmody (255 attempts).....	2004-07
186.....	John Wallace (193 attempts).....	2012-15
143.....	Nate Smith (147 attempts).....	2000-03
114.....	Jon Hilbert (121 attempts).....	1996-99
111.....	David Akers (119 attempts).....	1993-96
94.....	Blanton Creque (96 attempts).....	2016-Present
84.....	Chris Philpott (91 attempts).....	2008-11
82.....	Ron Bell (94 attempts).....	1987-90
81.....	Wilbur Summers (87 attempts).....	1972-75
76.....	Pete Compise (88 attempts).....	1966-68

**POINTS AFTER TOUCHDOWN ATTEMPTED  
GAME**

14.....	Roger Black vs. Washington, Tenn. (made 13).....	Oct. 18, 1913
10.....	Art Carmody vs. Murray State (made 10).....	Aug. 30, 2007
10.....	Art Carmody vs. Cincinnati (made 10).....	Nov. 27, 2004
10.....	Bruce Baker vs. Hanover (made 7).....	Nov. 15, 1912
9.....	Evan O'Hara vs. Florida State (made 9).....	Sept. 17, 2016
9.....	Evan O'Hara vs. Charlotte (made 9).....	Sept. 1, 2016
9.....	John Wallace vs. Murray State (made 9).....	Sept. 6, 2014
9.....	Art Carmody vs. North Carolina (made 9).....	Oct. 8, 2005
9.....	Art Carmody vs. Oregon State (made 9).....	Sept. 17, 2005
9.....	Art Carmody at Houston (made 9).....	Nov. 20, 2004
9.....	Jon Hilbert at East Carolina (made 9).....	Nov. 14, 1998
9.....	Jon Hilbert vs. Western Kentucky (made 9).....	Oct. 31, 1998
9.....	Pete Compise vs. Drake (made 9).....	Oct. 15, 1966

**SEASON**

77.....	Art Carmody (made 77).....	2004
65.....	Art Carmody (made 63).....	2005
60.....	Art Carmody (made 60).....	2006
56.....	Blanton Creque (made 55).....	2017 (Through Nov. 25)
54.....	John Wallace (made 52).....	2013
53.....	Art Carmody (made 53).....	2007
53.....	Jon Hilbert (made 50).....	1998
52.....	Nate Smith (made 50).....	2003
50.....	John Wallace (made 50).....	2014
50.....	George Bertram (made 43).....	1949

**CAREER**

255.....	Art Carmody (made 253).....	2004-07
193.....	John Wallace (made 186).....	2012-15
147.....	Nate Smith (made 143).....	2000-03
121.....	Jon Hilbert (made 114).....	1996-99
119.....	David Akers (made 111).....	1993-96
96.....	Blanton Creque (made 94).....	2016-Present
94.....	Ron Bell (made 82).....	1987-90
91.....	Chris Philpott (made 84).....	2008-11
88.....	Pete Compise (made 76).....	1966-68
87.....	Wilbur Summers (made 81).....	1972-75

**POINT AFTER TOUCHDOWN PERCENTAGE****SEASON (Minimum 20 attempts)**

100.....	Art Carmody (77 of 77).....	2004
100.....	Art Carmody (60 of 60).....	2006
100.....	Art Carmody (53 of 53).....	2007
100.....	John Wallace (50 of 50).....	2014
100.....	Wade Tydlacka (31 of 31).....	2000
100.....	Evan O'Hara (29 of 29).....	2016
100.....	Ryan Payne (22 of 22).....	2008
98.2.....	Blanton Creque (55 of 56).....	2017 (Through Nov. 25)
97.9.....	John Wallace (46 of 47).....	2015
97.6.....	Nate Smith (40 of 41).....	2002

**CAREER (Minimum 40 attempts)**

99.2.....	Art Carmody (253 of 255).....	2004-07
97.9.....	Blanton Creque (94 of 96).....	2016-Present
97.3.....	Nate Smith (143 of 147).....	2000-03
96.4.....	John Wallace (186 of 193).....	2012-15
95.0.....	Ryan Payne (38 of 40).....	2008-09
94.4.....	Phil Ellis (51 of 54).....	1982-84
94.2.....	Jon Hilbert (114 of 121).....	1996-99
93.3.....	David Akers (111 of 119).....	1993-96
93.1.....	Wilbur Summers (81 of 87).....	1972-75
92.3.....	Chris Philpott (84 of 91).....	2008-11

**FIELD GOALS MADE  
GAME**

4.....	Blanton Creque vs. North Carolina State (4 attempts).....	Oct. 22, 2016
4.....	Chris Philpott vs. Connecticut (4 attempts).....	Oct. 23, 2010
4.....	Art Carmody vs. Pittsburgh (4 attempts).....	Nov. 3, 2005
4.....	Nate Smith at Houston (4 attempts).....	Nov. 18, 2000

\*Louisville kickers have made 3 field goals in a game on 38 occasions. The most recent was Blanton Creque at Kentucky (3 attempts) on Nov. 25, 2017.

**SEASON**

21.....	Art Carmody (25 attempts).....	2006
20.....	John Wallace (24 attempts).....	2013
16.....	Blanton Creque (19 attempts).....	2016
16.....	John Wallace (21 attempts).....	2012
15.....	Blanton Creque (17 attempts).....	2017 (Through Nov. 25)
15.....	John Wallace (21 attempts).....	2015
15.....	John Wallace (19 attempts).....	2014
15.....	Ron Bell (26 attempts).....	1989
14.....	Chris Philpott (18 attempts).....	2010
14.....	Art Carmody (16 attempts).....	2005
14.....	Nate Smith (20 attempts).....	2003

**CAREER**

66.....	John Wallace (85 attempts).....	2012-15
60.....	Art Carmody (73 attempts).....	2004-07
44.....	Nate Smith (64 attempts).....	2000-03
36.....	Ron Bell (58 attempts).....	1987-90
35.....	David Akers (61 attempts).....	1993-96
32.....	Chris Philpott (44 attempts).....	2008-11
31.....	Blanton Creque (36 attempts).....	2016-Present
24.....	Wilbur Summers (47 attempts).....	1972-75
22.....	Jon Hilbert (33 attempts).....	1996-99
22.....	Klaus Wilmsmeyer (30 attempts).....	1988-91

**FIELD GOALS ATTEMPTED  
GAME**

5.....	Nate Smith vs. Texas Christian (made 2).....	Nov. 5, 2003
5.....	Ron Bell vs. Memphis (made 2).....	Nov. 11, 1989
5.....	Wilbur Summers vs. Dayton (made 3).....	Nov. 10, 1973

\*Louisville kickers have attempted 4 field goals in a game on 23 occasions. The most recent was Blanton Creque vs. North Carolina State (made 4) on Oct. 22, 2016.

**SEASON**

26.....	Ron Bell (made 15).....	1989
25.....	Art Carmody (made 21).....	2006
24.....	John Wallace (made 20).....	2013
21.....	John Wallace (made 15).....	2015
21.....	John Wallace (made 16).....	2012
20.....	Nate Smith (made 14).....	2003
19.....	Blanton Creque (made 16).....	2016
19.....	John Wallace (made 15).....	2014
19.....	Nate Smith (made 12).....	2002
19.....	David Akers (made 12).....	1995





# 2017 TAXSLAYER BOWL MEDIA GUIDE

## RECORD BOOK



### CAREER

85.....	John Wallace (made 66).....	2012-15
73.....	Art Carmody (made 60).....	2004-07
64.....	Nate Smith (made 44).....	2000-03
61.....	David Akers (made 35).....	1993-96
58.....	Ron Bell (made 36).....	1987-90
47.....	Wilbur Summers (made 24).....	1972-75
44.....	Chris Philpott (made 32).....	2008-11
36.....	Blanton Creque (made 31).....	2016-Present
35.....	Pete Compise (made 16).....	1966-68
33.....	Jon Hilbert (made 22).....	1996-99

### FIELD GOAL PERCENTAGE

#### SEASON (Minimum 10 attempts)

90.0.....	Danny Cerione (9 of 10).....	1985
88.2.....	Blanton Creque (15 of 17).....	2017 (Through Nov. 25)
87.5.....	Art Carmody (14 of 16).....	2005
84.2.....	Blanton Creque (16 of 19).....	2016
84.0.....	Art Carmody (21 of 25).....	2006
83.3.....	John Wallace (20 of 24).....	2013
81.8.....	Klaus Wilmsmeyer (9 of 11).....	1990
80.0.....	Art Carmody (12 of 15).....	2004
78.9.....	John Wallace (15 of 19).....	2014
77.8.....	Chris Philpott (14 of 18).....	2010

#### CAREER (Minimum 20 attempts)

86.1.....	Blanton Creque (31 of 36).....	2016-Present
82.2.....	Art Carmody (60 of 73).....	2004-07
77.6.....	John Wallace (66 of 85).....	2012-15
76.9.....	Danny Cerione (20 of 26).....	1983-86
73.3.....	Klaus Wilmsmeyer (22 of 30).....	1988-91
72.7.....	Chris Philpott (32 of 44).....	2008-11
68.8.....	Nate Smith (44 of 64).....	2000-03
66.7.....	Jon Hilbert (22 of 33).....	1996-99
62.1.....	Ron Bell (36 of 58).....	1987-90
57.4.....	David Akers (35 of 61).....	1993-96

### LONGEST FIELD GOALS (50+ YARDS)

52.....	Chris Philpott vs. Rutgers.....	Oct. 21, 2011
52.....	Nate Smith vs. Alabama-Birmingham.....	Nov. 23, 2002
52.....	Klaus Wilmsmeyer at Virginia.....	Oct. 28, 1989
52*	Ron Bell vs. Virginia Tech.....	Nov. 5, 1988
52*	Wilbur Summers vs. Chattanooga.....	Oct. 11, 1975
51^	John Wallace at Syracuse.....	Oct. 3, 2014
51.....	Chris Philpott at Cincinnati.....	Oct. 15, 2011
51.....	Art Carmody at Temple.....	Sept. 9, 2006
51.....	Wade Tydlacka vs. Connecticut.....	Sept. 30, 2000
51.....	Jon Hilbert vs. Alabama-Birmingham.....	Oct. 30, 1999
51.....	David Akers vs. Texas A&M.....	Nov. 12, 1994
51.....	Klaus Wilmsmeyer vs. Florida State.....	Nov. 2, 1991
51.....	Klaus Wilmsmeyer at Pittsburgh.....	Oct. 20, 1990
50.....	John Wallace vs. Samford.....	Sept. 26, 2015

\* – with kicking tee; ^ – indoors

### GAME-WINNING FIELD GOALS (4TH Quarter/OT, 5 minutes or less remaining)

Kicker	Opponent	Date	Distance (Time)	Score
Blanton Creque.....	at Florida State.....	Oct. 21, 2017.....	34 (0:05).....	31-28
John Wallace.....	at Rutgers.....	Nov. 29, 2012.....	29 (1:41).....	20-17
John Wallace.....	Cincinnati.....	Oct. 26, 2012.....	30 (OT).....	34-31
Ryan Payne.....	Southern Mississippi.....	Oct. 10, 2009.....	32 (0:30).....	25-23
Art Carmody.....	Rutgers.....	Nov. 29, 2007.....	33 (0:20).....	41-38
Nate Smith.....	at Southern Mississippi.....	Nov. 14, 2002.....	27 (OT).....	20-17
David Akers.....	at Tulane.....	Oct. 12, 1996.....	39 (0:00).....	23-20
David Akers.....	at Arizona State.....	Sept. 17, 1994.....	31 (0:49).....	25-22
Klaus Wilmsmeyer.....	at West Virginia.....	Sept. 22, 1990.....	42 (3:42).....	9-7
Ron Bell.....	Virginia.....	Oct. 15, 1988.....	34 (0:10).....	30-28
Phil Ellis.....	at Houston.....	Sept. 29, 1984.....	22 (0:20).....	30-28
Dave Betz.....	at Southern Mississippi.....	Nov. 22, 1980.....	38 (1:54).....	6-3
Wilbur Summers.....	Cincinnati.....	Oct. 27, 1973.....	27 (0:31).....	10-8

### SPECIAL TEAMS

#### PUNTS GAME

13.....	Wilbur Summers vs. Cincinnati (493 yards, 37.9 avg.).....	Oct. 27, 1973
13.....	Tom Hampton at Centre (451 yards, 34.7 avg.).....	Nov. 19, 1938
12.....	Ryan Johnson at Clemson (531 yards, 44.3 avg.).....	Oct. 11, 2014
12.....	Jeremy Borseth vs. North Carolina (436 yards, 36.3 avg.).....	Sept. 21, 1995
12.....	Matt Mager at Maryland (370 yards, 30.8 avg.).....	Nov. 17, 1979
12.....	Rich Pennella vs. Cincinnati (446 yards, 37.2 avg.).....	Sept. 17, 1977
12.....	Kenny Doll vs. Murray State (384 yards, 32.0 avg.).....	Nov. 4, 1933
11.....	Jeremy Borseth at Southern Mississippi (402 yards, 36.5 avg.).....	Oct. 7, 1995
11.....	Mark Blasinsky at Missouri (479 yards, 43.5 avg.).....	Sept. 26, 1981
11.....	Rich Pennella at Cincinnati (429 yards, 39.0 avg.).....	Nov. 27, 1976
11.....	Wilbur Summers at Auburn (498 yards, 45.3 avg.).....	Sept. 14, 1974
11.....	Scott Marcus vs. Wichita State (464 yards, 42.2 avg.).....	Oct. 23, 1971
11.....	Scott Marcus vs. Drake (407 yards, 37.0 avg.).....	Nov. 21, 1970
11.....	Cookie Brinkman vs. North Texas (336 yards, 30.5 avg.).....	Sept. 26, 1970
11.....	Wally Oyler at Wichita State (393 yards, 35.7 avg.).....	Oct. 29, 1966

#### SEASON

89.....	Mark Blasinsky (3,579 yards, 40.2 avg.).....	1981
83.....	Wilbur Summers (3,517 yards, 42.4 avg.).....	1973
81.....	Wilbur Summers (3,302 yards, 40.8 avg.).....	1974
79.....	Scott Marcus (3,175 yards, 40.2 avg.).....	1971
76.....	Mark Blasinsky (2,949 yards, 38.8 avg.).....	1980
72.....	Rich Pennella (2,878 yards, 40.0 avg.).....	1977
72.....	Wilbur Summers (3,101 yards, 43.1 avg.).....	1975
69.....	Joshua Appleby (2,791 yards, 40.4 avg.).....	2015
69.....	Jeremy Borseth (2,800 yards, 40.6 avg.).....	1996
69.....	Phil Ellis (2,461 yards, 35.7 avg.).....	1982

#### CAREER

247.....	Jeremy Borseth (9,853 yards, 39.9 avg.).....	1995-98
236.....	Wilbur Summers (9,920 yards, 42.0 avg.).....	1972-75
207.....	Brandon Brookfield (8,493 yards, 41.0 avg.).....	1990-94
196.....	Scott Marcus (7,495 yards, 38.2 avg.).....	1970-72
192.....	Cory Goettsche (7,603 yards, 39.6 avg.).....	2006-09
188.....	Klaus Wilmsmeyer (7,439 yards, 39.6 avg.).....	1988-91
184.....	Kirk Kennedy (6,954 yards, 37.8 avg.).....	1984-87
184.....	Mark Blasinsky (7,218 yards, 39.2 avg.).....	1978-81
154.....	Ryan Johnson (6,193 yards, 40.2 avg.).....	2012-14
147.....	Al MacFarlane (5,597 yards, 38.1 avg.).....	1963-65

#### PUNTING YARDS GAME

531.....	Ryan Johnson at Clemson (12 punts, 44.3 avg.).....	Oct. 11, 2014
498.....	Wilbur Summers at Auburn (11 punts, 45.3 avg.).....	Sept. 14, 1974
493.....	Wilbur Summers vs. Cincinnati (13 punts, 37.9 avg.).....	Oct. 27, 1973
479.....	Mark Blasinsky at Missouri (11 punts, 43.5 avg.).....	Sept. 26, 1981
470.....	Brandon Brookfield at Arizona State (10 punts, 47.0 avg.).....	Sept. 19, 1992
464.....	Scott Marcus vs. Wichita State (11 punts, 42.2 avg.).....	Oct. 23, 1971
451.....	Tom Hampton at Centre (13 punts, 34.7 avg.).....	Nov. 19, 1938
446.....	Rich Pennella vs. Cincinnati (12 punts, 37.2 avg.).....	Sept. 17, 1977
439.....	Klaus Wilmsmeyer at Wyoming (9 punts, 48.8 avg.).....	Sept. 2, 1989
436.....	Jeremy Borseth vs. North Carolina (12 punts, 36.3 avg.).....	Sept. 21, 1995

#### SEASON

3,579.....	Mark Blasinsky (89 punts, 40.2 avg.).....	1981
3,517.....	Wilbur Summers (83 punts, 42.4 avg.).....	1973
3,302.....	Wilbur Summers (81 punts, 40.8 avg.).....	1974
3,175.....	Scott Marcus (79 punts, 40.2 avg.).....	1971
3,101.....	Wilbur Summers (72 punts, 43.1 avg.).....	1975
2,949.....	Mark Blasinsky (76 punts, 38.8 avg.).....	1980
2,878.....	Rich Pennella (72 punts, 40.0 avg.).....	1977
2,800.....	Jeremy Borseth (69 punts, 40.6 avg.).....	1996
2,791.....	Joshua Appleby (69 punts, 40.4 avg.).....	2015
2,746.....	Jeremy Borseth (68 punts, 40.4 avg.).....	1997



# 2017 TAXSLAYER BOWL MEDIA GUIDE

## RECORD BOOK

**CAREER**

9,920.....Wilbur Summers (236 punts, 42.0 avg.).....	1972-75
9,853.....Jeremy Borseth (247 punts, 39.9 avg.).....	1995-98
8,493.....Brandon Brookfield (207 punts, 41.0 avg.).....	1990-94
7,603.....Cory Goettsche (192 punts, 39.6 avg.).....	2006-09
7,495.....Scott Marcus (196 punts, 38.2 avg.).....	1970-72
7,439.....Klaus Wilmsmeyer (188 punts, 39.6 avg.).....	1988-91
7,218.....Mark Blasinsky (184 punts, 39.2 avg.).....	1978-81
6,954.....Kirk Kennedy (184 punts, 37.8 avg.).....	1984-87
6,193.....Ryan Johnson (154 punts, 40.2 avg.).....	2012-14
5,597.....Al MacFarlane (147 punts, 38.1 avg.).....	1963-65

**LONGEST PUNTS**

89.....Cookie Brinkman vs. Tulsa.....	Oct. 12, 1968
84.....Klaus Wilmsmeyer at West Virginia.....	Sept. 22, 1990
78.....Cory Goettsche at Rutgers.....	Dec. 4, 2008
78.....Brandon Brookfield at Texas A&M.....	Nov. 7, 1992
76.....Jeremy Borseth at Southern Mississippi.....	Sept. 28, 1996
73.....Chris Philpott vs. West Virginia.....	Nov. 20, 2010
72.....Dave Betz at Indiana State.....	Oct. 20, 1979
68.....Brandon Brookfield vs. Wyoming.....	Sept. 26, 1992
68.....Kirk Kennedy at West Virginia.....	Sept. 7, 1985
67.....Chris Philpott vs. Marshall.....	Oct. 1, 2011
67.....Klaus Wilmsmeyer vs. Memphis.....	Oct. 13, 1990
67.....Wilbur Summers vs. Mississippi State.....	Oct. 25, 1975

**PUNTING AVERAGE  
GAME**

(Minimum 5 Punts)

53.5.....Wilbur Summers at West Texas State (8 for 428 yards).....	Nov. 24, 1973
52.2.....Brandon Brookfield at Texas A&M (5 for 261 yards).....	Nov. 7, 1992
51.2.....Klaus Wilmsmeyer at West Virginia (5 for 256 yards).....	Sept. 22, 1990
50.7.....Rich Pennella at Alabama (6 for 304 yards).....	Oct. 22, 1977
50.6.....Mason King at Houston (7 for 354 yards).....	Nov. 17, 2016
50.5*.....Mason King vs. Louisiana State (8 for 404 yards).....	Dec. 31, 2016
49.8.....Klaus Wilmsmeyer at Pittsburgh (5 for 249 yards).....	Oct. 20, 1990
49.0.....Cory Goettsche at Utah (7 for 343 yards).....	Sept. 26, 2009
49.0.....Cookie Brinkman vs. Tulsa (5 for 245 yards).....	Oct. 12, 1968
48.8.....Klaus Wilmsmeyer at Wyoming (9 for 439 yards).....	Sept. 2, 1989

\*Citrus Bowl, Orlando, Fla.

(Minimum 10 Punts)

47.0.....Brandon Brookfield at Arizona State (10 for 470 yards).....	Sept. 19, 1992
45.3.....Wilbur Summers at Auburn (11 for 498 yards).....	Sept. 14, 1974
44.3.....Ryan Johnson at Clemson (12 for 531 yards).....	Oct. 11, 2014
43.5.....Mark Blasinsky at Missouri (11 for 479 yards).....	Sept. 26, 1981
42.5.....Scott Marcus at Drake (10 for 425 yards).....	Sept. 25, 1971
42.3.....Wilbur Summers at Memphis (10 for 423 yards).....	Oct. 18, 1975
42.2.....Scott Marcus vs. Wichita State (11 for 464 yards).....	Oct. 23, 1971
42.1.....Scott Marcus vs. Tampa (10 for 421 yards).....	Oct. 30, 1971
42.0.....Wilbur Summers vs. Mississippi State (10 for 420 yards).....	Oct. 20, 1973
41.2.....Mark Blasinsky at Southern Mississippi (10 for 412 yards).....	Nov. 22, 1980

**SEASON**

(Minimum 25 Punts)

44.1.....Mason King (39 for 1,718 yards).....	2017 (Through Nov. 25)
43.9.....Mason King (55 for 2,413 yards).....	2016
43.1.....Wilbur Summers (72 for 3,101 yards).....	1975
43.0.....Klaus Wilmsmeyer (48 for 2,062 yards).....	1990
42.4.....Wilbur Summers (83 for 3,517 yards).....	1973
41.7.....Brandon Brookfield (60 for 2,501 yards).....	1992
41.5.....Brandon Brookfield (64 for 2,655 yards).....	1994
41.4.....Al MacFarlane (44 for 1,820 yards).....	1965
41.23.....Frank Ramsey (40 for 1,649 yards).....	1949
41.15.....Ryan Johnson (39 for 1,605 yards).....	2013

(Minimum 50 Punts)

43.9.....Mason King (55 for 2,413 yards).....	2016
43.1.....Wilbur Summers (72 for 3,101 yards).....	1975
42.4.....Wilbur Summers (83 for 3,517 yards).....	1973
41.7.....Brandon Brookfield (60 for 2,501 yards).....	1992
41.5.....Brandon Brookfield (64 for 2,655 yards).....	1994
40.8.....Wilbur Summers (81 for 3,302 yards).....	1974

40.6.....Wade Tydlacka (63 for 2,559 yards).....	2001
40.6.....Jeremy Borseth (69 for 2,800 yards).....	1996
40.5.....Cory Goettsche (58 for 2,349 yards).....	2009
40.4.....Joshua Appleby (69 for 2,791 yards).....	2015

**CAREER**

(Minimum 100 Punts)

42.0.....Wilbur Summers (236 for 9,920 yards).....	1972-75
41.0.....Brandon Brookfield (207 for 8,493 yards).....	1990-94
40.2.....Ryan Johnson (154 for 6,193 yards).....	2012-14
39.9.....Jeremy Borseth (247 for 9,853 yards).....	1995-98
39.60.....Cory Goettsche (192 for 7,603 yards).....	2006-09
39.57.....Klaus Wilmsmeyer (188 for 7,439 yards).....	1988-91
39.4.....Rich Pennella (135 for 5,322 yards).....	1976-77
39.2.....Mark Blasinsky (184 for 7,218 yards).....	1978-81
38.2.....Scott Marcus (196 for 7,495 yards).....	1970-72
38.1.....Al MacFarlane (147 for 5,597 yards).....	1963-65

**PUNT RETURNS****GAME**

8.....Montrell Jones vs. Texas Christian (64 yards).....	Nov. 10, 2004
8.....Herbie Phelps vs. Cincinnati (37 yards).....	Nov. 11, 1967
7.....James Quick at Florida International (61 yards).....	Sept. 20, 2014
7.....Arnold Jackson at Illinois (17 yards).....	Sept. 19, 1998
7.....Rico Clark at North Carolina (37 yards).....	Nov. 9, 1996
7.....Rico Clark vs. Cincinnati (49 yards).....	Oct. 26, 1996
7.....Herbie Phelps vs. Dayton (67 yards).....	Oct. 7, 1967
7.....Herbie Phelps at North Texas (63 yards).....	Sept. 30, 1967

**SEASON**

40.....Montrell Jones (418 yards).....	2004
40.....Herbie Phelps (363 yards).....	1967
33.....Damien Dorsey (508 yards).....	2002
32.....Rico Clark (238 yards).....	1996
32.....Kevin Miller (290 yards).....	1977
31.....Arnold Jackson (280 yards).....	2000
31.....Arnold Jackson (216 yards).....	1998
31.....Howard Stevens (378 yards).....	1972
30.....Montrell Jones (311 yards).....	2005
29.....Joey Smith (382 yards).....	1990

**CAREER**

100.....Arnold Jackson (972 yards).....	1997-2000
70.....Montrell Jones (729 yards).....	2004-05
56.....Herbie Phelps (594 yards).....	1967-68
54.....Keith Stephens (485 yards).....	1986-88
54.....Kevin Miller (404 yards).....	1974-77
50.....Rico Clark (346 yards).....	1993-96
44.....Jaire Alexander (439 yards).....	2015-Present
43.....Jamie Perrin (270 yards).....	1978-80
42.....Greg Campbell (433 yards).....	1970-71
38.....Howard Stevens (402 yards).....	1971-72

**PUNT RETURN YARDS****GAME**

159.....Damien Dorsey at Army (6 returns).....	Sept. 21, 2002
130.....Jaire Alexander vs. Florida State (2 returns).....	Sept. 17, 2016
125.....Frank Minnifield vs. Temple (3 returns).....	Oct. 9, 1982
124.....Arnold Jackson vs. Eastern Michigan (5 returns).....	Oct. 2, 1999
112.....Montrell Jones vs. Cincinnati (4 returns).....	Nov. 27, 2004
109.....Joey Hamilton vs. Akron (6 returns).....	Oct. 24, 1987
105.....Doug Beaumont vs. Connecticut (2 returns).....	Oct. 23, 2010
100.....Dee Smith at Tulsa (4 returns).....	Oct. 21, 1989
98.....Bill McMahon vs. Kent State (5 returns).....	Nov. 5, 1966
96.....Howard Stevens at Tampa (4 returns).....	Oct. 7, 1972
96.....Greg Campbell vs. Memphis (1 return).....	Nov. 7, 1970



# 2017 TAXSLAYER BOWL MEDIA GUIDE

## RECORD BOOK

**SEASON**

508.....	Damien Dorsey (33 returns).....	2002
418.....	Montrell Jones (40 returns).....	2004
382.....	Joey Smith (29 returns).....	1990
378.....	Howard Stevens (31 returns).....	1972
363.....	Herbie Phelps (40 returns).....	1967
311.....	Montrell Jones (30 returns).....	2005
290.....	Kevin Miller (32 returns).....	1977
280.....	Arnold Jackson (31 returns).....	2000
267.....	Greg Campbell (16 returns).....	1970
261.....	Arnold Jackson (23 returns).....	1999
261.....	Keith Stephens (28 returns).....	1986

**CAREER**

972.....	Arnold Jackson (100 returns).....	1997-2000
729.....	Montrell Jones (70 returns).....	2004-05
594.....	Herbie Phelps (56 returns).....	1967-68
517.....	Damien Dorsey (34 returns).....	2000-02
485.....	Keith Stephens (54 returns).....	1986-88
441.....	Bill McMahon (33 returns).....	1964-66
439.....	Jaire Alexander (44 returns).....	2015-Present
433.....	Greg Campbell (42 returns).....	1970-71
404.....	Doug Beaumont (34 returns).....	2007-10
404.....	Kevin Miller (54 returns).....	1974-77

**PUNT RETURN AVERAGE  
GAME**

(Minimum 2 Returns)

65.0.....	Jaire Alexander vs. Florida State (2 for 130 yards).....	Sept. 17, 2016
52.5.....	Doug Beaumont vs. Connecticut (2 for 105 yards).....	Oct. 23, 2010
41.7.....	Frank Minnifield vs. Temple (3 for 125 yards).....	Oct. 9, 1982
35.0.....	Arnold Jackson at Kentucky (2 for 70 yards).....	Aug. 30, 1997
31.7.....	Bill McMahon at North Texas (3 for 95 yards).....	Oct. 2, 1965
29.3.....	Arnold Jackson vs. Illinois (3 for 88 yards).....	Sept. 13, 1997
28.3.....	Greg Campbell at Wichita State (3 for 85 yards).....	Nov. 28, 1970
28.0.....	Montrell Jones vs. Cincinnati (4 for 112 yards).....	Nov. 27, 2004
28.0.....	Bill McMahon vs. Dayton (2 for 56 yards).....	Oct. 9, 1965
26.5.....	Damien Dorsey at Army (6 for 159 yards).....	Sept. 21, 2002

**SEASON**

(Minimum 10 Returns)

20.0.....	Bill McMahon (10 for 200 yards).....	1965
16.7.....	Greg Campbell (16 for 267 yards).....	1970
15.4.....	Damien Dorsey (33 for 508 yards).....	2002
15.2.....	Doug Beaumont (14 for 213 yards).....	2010
15.0.....	Frank Minnifield (11 for 165 yards).....	1982
14.9.....	Keith Humphries (16 for 239 yards).....	1981
14.8.....	Dee Smith (14 for 207 yards).....	1989
14.4.....	Herbie Phelps (16 for 231 yards).....	1968
14.3.....	Arnold Jackson (15 for 215 yards).....	1997
14.1.....	Anthony Floyd (14 for 198 yards).....	2001
(Minimum 20 Returns)		
15.4.....	Damien Dorsey (33 for 508 yards).....	2002
13.2.....	Joey Smith (29 for 382 yards).....	1990
12.2.....	Howard Stevens (31 for 378 yards).....	1972
11.3.....	Arnold Jackson (23 for 261 yards).....	1999
10.50.....	Jaire Alexander (20 for 210 yards).....	2016
10.45.....	Montrell Jones (40 for 418 yards).....	2004
10.4.....	Montrell Jones (30 for 311 yards).....	2005
9.7.....	Jaire Alexander (23 for 223 yards).....	2015
9.6.....	Doug Beaumont (20 for 191 yards).....	2008
9.3.....	Keith Stephens (28 for 261 yards).....	1986

**CAREER**

(Minimum 20 Returns)

15.2.....	Damien Dorsey (34 for 517 yards).....	2000-02
13.5.....	Jim Wagoner (27 for 364 yards).....	1973-75
13.4.....	Bill McMahon (33 for 441 yards).....	1964-66
13.2.....	Joey Smith (29 for 382 yards).....	1987-90
11.9.....	Doug Beaumont (34 for 404 yards).....	2007-10
11.5.....	Aaron Bailey (24 for 275 yards).....	1992-93
10.7.....	Anthony Floyd (23 for 247 yards).....	1999-2002
10.61.....	Herbie Phelps (56 for 594 yards).....	1967-68
10.58.....	Howard Stevens (38 for 402 yards).....	1971-72
10.55.....	Trent Guy (29 for 306 yards).....	2006-09

**LONGEST PUNT RETURNS**

96.....	Greg Campbell vs. Memphis.....	Nov. 7, 1970
91.....	Bill McMahon at North Texas.....	Oct. 2, 1965
89.....	Howard Stevens at Tampa.....	Oct. 7, 1972
88.....	Frank Minnifield vs. Temple.....	Oct. 9, 1982
87.....	Tom Lucia vs. Saint Joseph's, Ind. ....	Sept. 17, 1949
85.....	Arnold Jackson vs. Illinois.....	Sept. 13, 1997
83.....	Keith Humphries vs. Marshall.....	Oct. 3, 1981
81.....	Damien Dorsey at Army.....	Sept. 21, 2002
81.....	Bill Karns vs. North Carolina State.....	Nov. 2, 1951
75.....	Tom Lucia at Washington, Mo. ....	Nov. 27, 1948

**KICKOFF RETURNS  
GAME**

8.....	Keith Stephens vs. Florida State (157 yards).....	Oct. 25, 1986
8.....	Ira Glass at Memphis.....	Nov. 22, 1969
7.....	Bilal Powell vs. Rutgers (178 yards).....	Nov. 29, 2007
7.....	Trent Guy vs. Utah (144 yards).....	Oct. 5, 2007
7.....	Broderick Clark at Memphis (153 yards).....	Nov. 4, 2004
7.....	Broderick Clark vs. Memphis (148 yards).....	Nov. 15, 2003
7.....	Zek Parker at Army (148 yards).....	Oct. 7, 1999
7.....	Antonio Roundtree vs. Tulane (178 yards).....	Oct. 11, 1997
7.....	Keith Stephens vs. Rutgers (152 yards).....	Nov. 1, 1986
7.....	Eric Vaughn vs. Indiana State (113 yards).....	Oct. 13, 1984

**SEASON**

42.....	Broderick Clark (821 yards).....	2003
42.....	Keith Stephens (901 yards).....	1986
37.....	Trent Guy (914 yards).....	2009
35.....	Zek Parker (860 yards).....	1999
34.....	Eric Vaughn (630 yards).....	1984
33.....	Keith Stephens (737 yards).....	1988
32.....	Antonio Roundtree (693 yards).....	1997
31.....	Trent Guy (671 yards).....	2007
31.....	Broderick Clark (897 yards).....	2002
29.....	Ernest Givins (801 yards).....	1985

**CAREER**

103.....	Zek Parker (2,558 yards).....	1998-2001
100.....	Keith Stephens (2,227 yards).....	1986-88
97.....	Broderick Clark (2,200 yards).....	2002-05
86.....	Trent Guy (1,980 yards).....	2006-09
74.....	Walter Peacock (1,693 yards).....	1972-75
53.....	Kevin Miller (1,059 yards).....	1974-77
51.....	Aaron Bailey (1,181 yards).....	1992-93
43.....	Ernest Givins (1,054 yards).....	1984-85
43.....	Keith Humphries (947 yards).....	1981-83
40.....	Jeremy Wright (998 yards).....	2010-12





### KICKOFF RETURN YARDS

#### GAME

192.....	JuJuan Spillman at Rutgers (4 returns).....	Nov. 9, 2006
180.....	George Cain at Xavier (2 returns).....	Sept. 24, 1955
178.....	Bilal Powell vs. Rutgers (7 returns).....	Nov. 29, 2007
178.....	Antonio Roundtree vs. Tulane (7 returns).....	Oct. 11, 1997
177.....	Ernest Givins at Indiana (4 returns).....	Sept. 14, 1985
171.....	Keith Stephens vs. Tulane (6 returns).....	Sept. 5, 1987
170.....	Trent Guy at Kentucky (5 returns).....	Sept. 19, 2009
169*.....	Zek Parker at Boise State (5 returns).....	Dec. 30, 1999
157.....	Zek Parker vs. Tulane (4 returns).....	Oct. 28, 2000
157.....	Keith Stephens vs. Florida State (8 returns).....	Oct. 26, 1986

\*Humanitarian Bowl, Boise, Idaho; did not count in season or career statistics.

#### SEASON

914.....	Trent Guy (37 returns).....	2009
901.....	Keith Stephens (42 returns).....	1986
897.....	Broderick Clark (31 returns).....	2002
860.....	Zek Parker (35 returns).....	1999
821.....	Broderick Clark (42 returns).....	2003
801.....	Ernest Givins (29 returns).....	1985
752.....	Zek Parker (26 returns).....	2000
737.....	Keith Stephens (33 returns).....	1988
693.....	Antonio Roundtree (32 returns).....	1997
671.....	Trent Guy (31 returns).....	2007

#### CAREER

2,558.....	Zek Parker (103 returns).....	1998-2001
2,227.....	Keith Stephens (100 returns).....	1986-88
2,200.....	Broderick Clark (97 returns).....	2002-05
1,980.....	Trent Guy (86 returns).....	2006-09
1,693.....	Walter Peacock (74 returns).....	1972-75
1,181.....	Aaron Bailey (51 returns).....	1992-93
1,059.....	Kevin Miller (53 returns).....	1974-77
1,054.....	Ernest Givins (43 returns).....	1984-85
998.....	Jeremy Wright (40 returns).....	2010-12
947.....	Keith Humphries (43 returns).....	1981-83

### LONGEST KICKOFF RETURNS (95+ YARDS)

100.....	Traveon Samuel vs. Clemson.....	Sept. 17, 2015
100.....	Adrian Bushell at Connecticut.....	Nov. 19, 2011
100.....	Trent Guy at Kentucky.....	Sept. 15, 2007
100.....	JuJuan Spillman at Rutgers.....	Nov. 9, 2006
100.....	Broderick Clark vs. Kentucky.....	Sept. 1, 2002
100.....	Mike Blakey vs. Drake.....	Nov. 23, 1968
100.....	George Cain at Eastern Kentucky.....	Nov. 13, 1954
100.....	Tom Lucia vs. Washington, Mo. ....	Nov. 22, 1947
99.....	Andy Williams vs. Tulsa.....	Nov. 19, 1966
98.....	Mike Blakey at Cincinnati.....	Nov. 9, 1968
98.....	Frank Moore at Marshall.....	Oct. 22, 1966
97.....	Corvin Lamb vs. Miami, Fla. ....	Sept. 1, 2014
97.....	Zek Parker vs. Chattanooga.....	Sept. 11, 1999
97.....	Walter Peacock at Drake.....	Sept. 22, 1973
96.....	Jim Williams vs. Washington & Lee.....	Nov. 17, 1951
95*.....	Jeremy Wright vs. Southern Mississippi.....	Dec. 21, 2010
95.....	Trent Guy at Memphis.....	Oct. 10, 2008
95.....	Keith Stephens vs. Tulane.....	Sept. 5, 1987
95.....	George Cain at Xavier.....	Sept. 24, 1955

\*Beef 'O' Brady's Bowl, St. Petersburg, Fla.

### DEFENSE

#### INTERCEPTIONS

##### GAME

5.....	Tom Giannini vs. Eastern Kentucky.....	Nov. 18, 1933
3.....	Gerod Holliman at Boston College (53 yards).....	Nov. 8, 2014
3.....	Anthony Floyd at Southern Mississippi (82 yards).....	Nov. 4, 2000
3.....	Kirk Perry vs. Army (27 yards).....	Sept. 17, 1983
2.....	By many; last by Trumaine Washington at Florida State (44 yards).....	Oct. 21, 2017

#### SEASON

14.....	Gerod Holliman (245 yards).....	2014
10.....	Anthony Floyd (152 yards).....	2000
8.....	Ray Buchanan (89 yards).....	1991
7.....	Sam Madison (136 yards).....	1995
7.....	Anthony Bridges (184 yards).....	1993
7.....	Kirk Perry (69 yards).....	1983
7.....	A.J. Jacobs (126 yards).....	1974
7.....	Wally Oyler (51 yards).....	1966
6.....	William Gay (70 yards).....	2006
6.....	Kerry Rhodes (56 yards).....	2004
6.....	Rashad Holman (32 yards).....	2000
6.....	Sam Madison (50 yards).....	1996
6.....	Otis Wilson (53 yards).....	1978
6.....	Bill McMahon (41 yards).....	1966
6.....	Dan Bednarski (106 yards).....	1966

#### CAREER

18.....	Anthony Floyd (232 yards).....	1999-2002
16.....	Sam Madison (235 yards).....	1993-96
15.....	Ray Buchanan (159 yards).....	1989-92
15.....	Leon Williams (166 yards).....	1978-81
14.....	Gerod Holliman (245 yards).....	2013-14
14.....	Rashad Holman (89 yards).....	1997-2000
12.....	John Gainey (169 yards).....	1987-90
11.....	Kerry Rhodes (106 yards).....	2001-04
11.....	Sebastian Curry (73 yards).....	1980-82
11.....	Mike Detenber (166 yards).....	1967-69
11.....	Dan Bednarski (151 yards).....	1966-67

### INTERCEPTION RETURN YARDS

#### GAME

95.....	Don Harold vs. Cincinnati (1 INT).....	Sept. 27, 1975
95.....	Larry Ball vs. Marshall (1 INT).....	Oct. 18, 1969
85.....	Ken Day at Washington, Mo. (1 INT).....	Nov. 27, 1948
82.....	Anthony Floyd at Southern Mississippi (3 INTs).....	Nov. 4, 2000
79.....	Anthony Bridges vs. Arizona State (1 INT).....	Sept. 18, 1993
79.....	Dan Bednarski vs. North Texas (1 INT).....	Oct. 1, 1966
77.....	Anthony Bridges at Pittsburgh (1 INT).....	Nov. 14, 1992
74.....	Michael Brown vs. Chattanooga (1 INT).....	Sept. 11, 1999
74.....	Cleo Walker at Tulsa (1 INT).....	Nov. 27, 1969
72.....	Charlie Mudd at Tulsa (2 INTs).....	Dec. 7, 1963
72.....	Dick Rager at Akron (1 INT).....	Oct. 16, 1948

#### SEASON

245.....	Gerod Holliman (14 INTs).....	2014
184.....	Anthony Bridges (7 INTs).....	1993
152.....	Anthony Floyd (10 INTs).....	2000
136.....	Sam Madison (7 INTs).....	1995
129.....	Bud Herring (2 INTs).....	1999
126.....	A.J. Jacobs (7 INTs).....	1974
107.....	Joe Welch (2 INTs).....	1970
106.....	Charles Gaines (5 INTs).....	2013
106.....	Dan Bednarski (6 INTs).....	1966
100.....	Don Harold (2 INTs).....	1975

#### CAREER

270.....	Anthony Bridges (10 INTs).....	1991-93
245.....	Gerod Holliman (14 INTs).....	2013-14
235.....	Sam Madison (16 INTs).....	1993-96
232.....	Anthony Floyd (18 INTs).....	1999-2002
191.....	Bud Herring (6 INTs).....	1997-99
169.....	Trumaine Washington (9 INTs).....	2014-Present
169.....	John Gainey (12 INTs).....	1987-90
166.....	Leon Williams (15 INTs).....	1978-81
166.....	Mike Detenber (11 INTs).....	1967-69
159.....	Ray Buchanan (15 INTs).....	1989-92



# 2017 TAXSLAYER BOWL MEDIA GUIDE

## RECORD BOOK



### LONG INTERCEPTION RETURNS

95.....	Don Harold vs. Cincinnati.....	Sept. 27, 1975
95.....	Larry Ball vs. Marshall.....	Oct. 18, 1969
85.....	Ken Day at Washington, Mo.....	Nov. 27, 1948
79.....	Anthony Bridges vs. Arizona State.....	Sept. 18, 1993
79.....	Dan Bednarski vs. North Texas.....	Oct. 1, 1966
77.....	Anthony Bridges at Pittsburgh.....	Nov. 14, 1992
74.....	Michael Brown vs. Chattanooga.....	Sept. 11, 1999
74.....	Cleo Walker at Tulsa.....	Nov. 27, 1969
72*.....	Dick Rager at Akron.....	Oct. 16, 1948
70.....	Charles Gaines at South Florida.....	Oct. 26, 2013
70.....	Pat Barbato at Eastern Kentucky.....	Sept. 28, 1957

\*Did not score TD.

### INTERCEPTION RETURNS FOR TOUCHDOWN GAME

1.....	By many; last by Trumaine Washington vs. Kent State.....	Sept. 23, 2017
--------	--	----------------

### SEASON

2.....	Anthony Bridges (7 INTs).....	1993
2.....	Joe Welch (2 INTs).....	1970

### CAREER

3.....	Anthony Bridges (10 INTs).....	1991-93
2.....	Trumaine Washington (9 INTs).....	2014-Present
2.....	Terrell Floyd (8 INTs).....	2011-14
2.....	Kerry Rhodes (11 INTs).....	2001-04
2.....	Dewayne White (2 INTs).....	2000-02
2.....	Joe Welch (5 INTs).....	1970-72

### TACKLES GAME

35.....	Doug Buffone at Kent State (24 solo, 11 assisted).....	Nov. 20, 1965
30.....	Tom Jackson at North Texas.....	Oct. 16, 1971
27.....	Mike Detenber vs. Southern Illinois.....	Sept. 23, 1967
24.....	Eddie Johnson at Drake (16 solo, 8 assisted).....	Sept. 29, 1979
22.....	Lamar Myles at Kentucky (8 solo, 14 assisted).....	Sept. 15, 2007
22.....	Terry Rice-Lockett vs. Illinois.....	Sept. 13, 1997
22.....	Alan Campos at Army (2 solo, 20 assisted).....	Oct. 15, 1994
21.....	Tyrus McCloud at Kentucky (16 solo, 5 assisted).....	Aug. 31, 1996
20.....	Xavier Burrell vs. Army (18 solo, 2 assisted).....	Nov. 21, 1998
20.....	Tyrus McCloud at North Carolina (13 solo, 7 assisted).....	Nov. 9, 1996
20.....	Ray Buchanan vs. Army (13 solo, 7 assisted).....	Oct. 19, 1991
20.....	Matt Battaglia at Indiana (14 solo, 6 assisted).....	Sept. 14, 1985

### SEASON

201.....	Doug Buffone (142 solo, 59 assisted).....	1965
177.....	Doug Buffone (138 solo, 39 assisted).....	1964
175.....	Otis Wilson (113 solo, 62 assisted).....	1977
167.....	Mark Sander (98 solo, 69 assisted).....	1988
167.....	Ricky Skiles (104 solo, 63 assisted).....	1979
166.....	Matt Battaglia (98 solo, 68 assisted).....	1986
159.....	Anthony Williams (121 solo, 38 assisted).....	1982
157.....	Otis Wilson (93 solo, 64 assisted).....	1978
155.....	Terry Rice-Lockett (110 solo, 45 assisted).....	1997
153.....	Matt Battaglia (109 solo, 44 assisted).....	1985

### CAREER

495.....	Doug Buffone (355 solo, 140 assisted).....	1962-65
488.....	Mark Sander (289 solo, 199 assisted).....	1987-90
484.....	Otis Wilson (308 solo, 176 assisted).....	1977-79
457.....	Eddie Johnson (313 solo, 144 assisted).....	1977-80
415.....	Ricky Skiles (249 solo, 166 assisted).....	1975-79
408.....	Jeff Henry (247 solo, 161 assisted).....	1976-79
403.....	Tyrus McCloud (281 solo, 122 assisted).....	1993-96
385.....	Pat Fitzgerald (240 solo, 145 assisted).....	1987-90
373.....	Tom Jackson (268 solo, 105 assisted).....	1970-72
346.....	Curry Burns (174 solo, 172 assisted).....	1999-2002
346.....	Rashad Harris (198 solo, 148 assisted).....	1997-2000

### TACKLES FOR LOSS GAME

7.....	Elvis Dumervil at Kentucky (55 yards).....	Sept. 4, 2005
6.....	Leland Taylor vs. Memphis (13 yards).....	Nov. 2, 1996
5.....	Dewayne White at Tulane (33 yards).....	Nov. 3, 2001
5.....	Donovan Arp vs. Grambling (33 yards).....	Sept. 9, 2000
5.....	Otis Floyd vs. Houston (14 yards).....	Oct. 23, 1999
5.....	Kendrick Gholston at Memphis (31 yards).....	Nov. 15, 1997
5.....	Carl Powell vs. Memphis (29 yards).....	Nov. 2, 1996
5.....	Mike Flores vs. Murray State (22 yards).....	Sept. 8, 1990
4.5.....	Devonte' Fields at Kentucky (21 yards).....	Nov. 28, 2015
4.5.....	Keith Kelsey vs. Boston College (10 yards).....	Oct. 24, 2015

### SEASON

23.....	Dewayne White (122 yards).....	2001
22.5.....	Devonte Fields (100 yards, 18 solo, 9 assisted).....	2015
22.....	Elvis Dumervil (165 yards, 20 solo, 4 assisted).....	2005
19.....	Michael Josiah (113 yards).....	2000
19.....	Mike Flores (72 yards).....	1989
18.5.....	Marcus Smith (124 yards, 18 solo, 1 assisted).....	2013
17.....	Marcus Jones (79 yards).....	2003
17.....	Dewayne White (77 yards).....	2000
16.5.....	Dewayne White (63 yards).....	2002
16.....	Dexter Heyman (61 yards, 12 solo, 8 assisted).....	2011
16.....	Donovan Arp (74 yards).....	2000
16.....	Donovan Arp (57 yards).....	1999

### CAREER

56.5.....	Dewayne White (262 yards).....	2000-02
43.....	Michael Josiah (260 yards).....	1999-2001
41.....	Elvis Dumervil (238 yards).....	2002-05
36.....	Tyrus McCloud.....	1993-96
35.....	Jeff Henry (175 yards).....	1976-79
33.....	Marcus Smith (206 yards, 31 solo, 4 assisted).....	2010-13
32.5.....	Sheldon Rankins (173 yards, 27 solo, 11 assisted).....	2012-15
32.....	Lorenzo Mauldin (145 yards, 29 solo, 6 assisted).....	2011-14
32.....	Donovan Arp (131 yards).....	1999-2000
32.....	Otis Wilson (158 yards).....	1977-79

### QUARTERBACK SACKS GAME

6.....	Elvis Dumervil at Kentucky (43 yards).....	Sept. 4, 2005
5.....	Mike Flores vs. Murray State (22 yards).....	Sept. 8, 1990
4.....	Rodney Gnat vs. Eastern Kentucky (23 yards).....	Sept. 11, 2010
4.....	Carl Powell vs. Memphis.....	Nov. 2, 1996
4.....	Joe Johnson vs. Arizona State (16 yards).....	Sept. 18, 1993
4.....	Joe Johnson vs. San Jose State (28 yards).....	Sept. 4, 1993
4.....	Ted Washington at Wyoming (25 yards).....	Sept. 2, 1989
4.....	Richard Tharpe at Florida State.....	Sept. 5, 1981
3.....	By many; last by James Hearn vs. Virginia (24 yards).....	Nov. 12, 2016

### SEASON

20.....	Elvis Dumervil (151 yards, 19 solo, 2 assisted).....	2005
17.....	Joe Johnson (113 yards).....	1993
15.....	Dewayne White (105 yards).....	2001
14.5.....	Marcus Smith (115 yards, 14 solo, 1 assisted).....	2013
14.....	Mike Flores.....	1990
13.....	Michael Josiah (102 yards).....	2000
13.....	Mike Flores.....	1989
12.....	Dewayne White (65 yards).....	2000
11.....	Devonte' Fields (73 yards).....	2015
11.....	Michael Josiah (75 yards).....	2001
11.....	Carl Powell.....	1996





# 2017 TAXSLAYER BOWL MEDIA GUIDE

## RECORD BOOK



### CAREER

37.5	Dewayne White (219 yards)	2000-02
32	Elvis Dumervil (209 yards)	2002-05
31	Michael Josiah (226 yards)	1999-2001
30.5	Mike Flores	1987-90
29	Kendrick Gholston	1994-97
25	Joe Johnson (171 yards)	1991-93
24	Marcus Smith (185 yards, 23 solo, 2 assisted)	2010-13
23	Marcus Jones (144 yards)	2001-04
20.5	Lorenzo Mauldin (139 yards, 19 solo, 3 assisted)	2011-14
20.5	Ted Washington	1987-90

### QUARTERBACK HURRIES

#### GAME

6	Dewayne White vs. East Carolina	Oct. 19, 2000
5	Michael Josiah vs. Cincinnati	Oct. 14, 2000
4	Keith Kelsey vs. Florida State	Oct. 30, 2014
4	Marcus Smith vs. Houston	Nov. 16, 2013
4	Dewayne White vs. East Carolina	Oct. 26, 2002
4	Dewayne White vs. Army	Nov. 11, 2000
4	Michael Josiah vs. East Carolina	Oct. 19, 2000
4	Chad Lee vs. Grambling	Sept. 9, 2000
3	By many; last by Henry Famurewa vs. Virginia	Sept. 2, 2017

### SEASON

22	Dewayne White	2000
21	Michael Josiah	2000
16	Donovan Arp	2000
12	Devonte Fields	2015
12	Marcus Smith	2013
11	Lorenzo Mauldin	2014
11	Dewayne White	2002
10	Devonte Fields	2016
10	Chad Lee	2000
9	Dewayne White	2001

### CAREER

42	Dewayne White	2000-02
26	Michael Josiah	1999-2001
22	Devonte Fields	2015-16
18	Keith Kelsey	2013-16
18	Lorenzo Mauldin	2010-14
16	Donovan Arp	1999-2000
14	Sheldon Rankins	2012-15
14	Marcus Smith	2010-13
12	Chad Lee	1999-2002
12	Joe Johnson	1991-93

### PASSES BROKEN UP

#### GAME

5	Antonio Roundtree at Illinois	Sept. 19, 1998
5	Sam Madison vs. Tulsa	Nov. 26, 1994
4	Antoine Harris at Memphis	Nov. 4, 2004
4	J.T. Haskins at Illinois	Sept. 22, 2001
4	Anthony Floyd vs. Tulane	Oct. 28, 2000
4	Rashad Holman vs. Grambling	Sept. 9, 2000
4	Sam Madison at North Carolina	Nov. 9, 1996
4	Sam Madison at Penn State	Sept. 7, 1996
4	Sam Madison at Northern Illinois	Sept. 9, 1995
4	Sam Madison vs. Pittsburgh	Oct. 1, 1994

### SEASON

20	Rashad Holman	2000
17	Anthony Floyd	2000
16	Sam Madison	1996
15	Antonio Roundtree	1998
14	Antoine Harris	2004
14	Laroni Gallishaw	2002
13	Adrian Bushell	2012
13	William Gay	2006
13	Don Bibb	1997
13	Sam Madison	1995







# 2017 TAXSLAYER BOWL MEDIA GUIDE

## RECORD BOOK



### CAREER

44	Sam Madison.....	1993-96
42	Rashad Holman.....	1997-2000
33	Antonio Roundtree.....	1997-2000
30	Anthony Floyd.....	1999-2002
28	William Gay.....	2003-06
25	Arthur Alexander.....	1986-89
24	Rico Clark.....	1993-96
23	Laroni Gallishaw.....	2001-02
22	Trumaine Washington.....	2014-Present
22	Hakeem Smith.....	2010-13
22	Johnny Patrick.....	2007-10

### FUMBLES FORCED SEASON

10	Elvis Dumervil.....	2005
5	James Hearn.....	2016
5	Calvin Pryor.....	2012
4	James Hearn.....	2017 (Through Nov. 25)
4	Marcus Smith.....	2013
4	Ben Sumpter.....	1992
3	By many; last by Chucky Williams.....	2017

### CAREER

11	Elvis Dumervil.....	2002-05
9	James Hearn.....	2014-Present
9	Calvin Pryor.....	2011-13
8	Marcus Smith.....	2010-13
7	Lamar Myles.....	2005-07
7	Tyrus McCloud.....	1993-96
6	Michael Brown.....	1999-2002
6	Joe Johnson.....	1991-93
6	Andy Culley.....	1989-92
5	Lorenzo Mauldin.....	2011-14
5	Hakeem Smith.....	2010-13

5	Alan Campos.....	1994-95
---	------------------	---------

### FUMBLE RECOVERIES SEASON

7	Billy Perrin.....	1978
5	Otis Wilson.....	1977
4	Arthur Alexander.....	1988
4	Pat Fitzgerald.....	1988
4	Terry Lantz.....	1987
4	Chris Sellars.....	1987
4	Richard Tharpe.....	1980
4	Nick Gagel.....	1977
4	Ron Ellington.....	1976
4	Fred Hackett.....	1976
4	Tom Abood.....	1975

### CAREER

9	Billy Perrin.....	1976-79
9	Tom Abood.....	1974-77
8	Montavious Stanley.....	2002-05
8	Eddie Johnson.....	1977-80
8	Otis Wilson.....	1977-79
7	Chris Sellars.....	1985-87
7	Ron Ellington.....	1973-76
6	Earl Heyman.....	2005-08
5	Michael Brown.....	1999-2002
5	Rico Clark.....	1993-96
5	Sam Madison.....	1993-96
5	Pat Fitzgerald.....	1987-90
5	Matt Battaglia.....	1983-86
5	Mike Minogue.....	1983-86
5	Brian Miller.....	1983-84
5	Darrell Wimberly.....	1980-82
5	Don Harold.....	1974-77

### BLOCKED KICKS

#### GAME

2	Tony Esters at Kentucky (2 punts).....	Aug 31, 1996
2	Ray Buchanan vs. Murray State (2 punts).....	Sept. 8, 1990
2	Ted Washington at San Jose State (2 field goals).....	Sept. 1, 1990

#### SEASON

4	Ray Buchanan (3 punts, 1 field goal).....	1990
3	Curry Burns (3 punts).....	2002
3	Brandon Johnson (3 punts).....	2002
3	Ted Washington (3 field goals).....	1990
2	Adrian Bushell (1 punt, 1 field goal).....	2011
2	Tony Esters (2 punts).....	1996
2	Jim Hanna (2 field goals).....	1993

### CAREER

6	Ray Buchanan (5 punts, 1 field goal).....	1989-92
5	Brandon Johnson (5 punts).....	2002-05
5	Ted Washington (5 field goals).....	1987-90
4	Curry Burns (3 punts, 1 field goal).....	1999-2002
3	Kerry Rhodes (1 punt, 2 field goals).....	2001-04
2	Adrian Bushell (1 punt, 1 field goal).....	2011-12
2	Johnny Patrick (2 field goals).....	2007-10
2	Chad Rimpsey (2 punts).....	2002-05
2	Dewayne White (1 field goal, 1 PAT).....	2000-02
2	Tony Esters (2 punts).....	1995-96
2	Alton Jones.....	1992-95
2	Jim Hanna (2 field goals).....	1990-93
2	Derek Hawthorne (1 punt, 1 PAT).....	1988-91

### BLOCKED KICKS RETURNED FOR TOUCHDOWNS (21 times)

Field Goal: Three instances

Most recently: Andrew Johnson at West Virginia (82 yards, FG).....Nov. 5, 2011

Punt: 19 instances

Most recently: Charles Gaines at Connecticut (7 yards, punt).....Nov. 8, 2013





### FIRST DOWNS

#### Most Total First Downs

29	vs. Boise State, 2004 Liberty
28	vs. Miami, Fla., 2013 Russell Athletic
26	at Boise State, 1999 Humanitarian
26	vs. Marshall, 1998 Motor City
25	vs. Alabama, 1990 Fiesta
23	vs. Florida, 2012 Sugar
23	vs. Wake Forest, 2006 Orange
22	vs. Miami, Ohio, 2003 GMAC
21	vs. Texas A&M, 2015 Music City

#### Fewest Total First Downs

11	vs. Louisiana State, 2016 Citrus
11	vs. Louisiana Tech, 1977 Independence
14	vs. Drake, 1957 Sun
15	vs. S. Mississippi, 2010 Beef 'O' Brady's
17	vs. Brigham Young, 2001 Liberty
17	vs. Colorado State, 2000 Liberty
18	vs. North Carolina State, 2011 Belk
20	vs. Georgia, 2014 Belk
20	vs. Virginia Tech, 2005 Gator
20	vs. Marshall, 2002 GMAC
20	vs. Michigan State, 1993 Liberty
20	vs. Long Beach State, 1970 Pasadena

#### Most First Downs Rushing

17	vs. Boise State, 2004 Liberty
12	vs. Texas A&M, 2015 Music City
11	vs. Michigan State, 1993 Liberty
11	vs. Long Beach State, 1970 Pasadena
8	vs. North Carolina State, 2011 Belk
8	vs. Virginia Tech, 2005 Gator
8	vs. Miami, Ohio, 2003 GMAC
8	vs. Wake Forest, 2006 Orange
8	vs. Alabama, 1990 Fiesta

#### Fewest First Downs Rushing

3	vs. Marshall, 2002 GMAC
3	vs. Brigham Young, 2001 Liberty
4	vs. Louisiana State, 2016 Citrus
4	vs. Miami, Fla., 2013 Russell Athletic
6	vs. Georgia, 2014 Belk
6	vs. Florida, 2012 Sugar
6	at Boise State, 1999 Humanitarian
6	vs. Marshall, 1998 Motor City
7	vs. S. Mississippi, 2010 Beef 'O' Brady's

#### Most First Downs Passing

23	vs. Miami, Fla., 2013 Russell Athletic
17	at Boise State, 1999 Humanitarian
16	vs. Alabama, 1990 Fiesta
15	vs. Florida, 2012 Sugar
15	vs. Wake Forest, 2006 Orange
15	vs. Marshall, 1998 Motor City
14	vs. Georgia, 2014 Belk
13	vs. Brigham Young, 2001 Liberty

#### Fewest First Downs Passing

6	vs. Louisiana State, 2016 Citrus
7	vs. Texas A&M, 2015 Music City
7	vs. S. Mississippi, 2010 Beef 'O' Brady's
7	vs. Long Beach State, 1970 Pasadena
8	vs. Michigan State, 1993 Liberty
9	vs. North Carolina State, 2011 Belk
9	vs. Virginia Tech, 2005 Gator
11	vs. Boise State, 2004 Liberty
11	vs. Miami, Ohio, 2003 GMAC
11	vs. Marshall, 2002 GMAC

#### Most First Downs by Penalty

6	vs. Marshall, 2002 GMAC
5	vs. Marshall, 1998 Motor City
3	vs. Virginia Tech, 2005 Gator
3	vs. Miami, Ohio, 2003 GMAC
3	at Boise State, 1999 Humanitarian
2	vs. Texas A&M, 2015 Music City
2	vs. Florida, 2012 Sugar
2	vs. Long Beach State, 1970 Pasadena

#### Fewest First Downs by Penalty

0	vs. Georgia, 2014 Belk
0	vs. Wake Forest, 2006 Orange
1	vs. Louisiana State, 2016 Citrus
1	vs. Miami, Fla., 2013 Russell Athletic
1	vs. North Carolina State, 2011 Belk
1	vs. S. Mississippi, 2010 Beef 'O' Brady's
1	vs. Boise State, 2004 Liberty
1	vs. Brigham Young, 2001 Liberty
1	vs. Michigan State, 1993 Liberty
1	vs. Alabama, 1990 Fiesta

### TOTAL OFFENSE

#### Most Total Yards

571	vs. Alabama, 1990 Fiesta
564	vs. Boise State, 2004 Liberty
554	vs. Miami, Fla., 2013 Russell Athletic
534	vs. Texas A&M, 2015 Music City
492	vs. Miami, Ohio, 2003 GMAC
457	vs. Wake Forest, 2006 Orange
403	at Boise State, 1999 Humanitarian
402	vs. Marshall, 1998 Motor City
397	vs. Colorado State, 2000 Liberty
391	vs. North Carolina State, 2011 Belk

#### Fewest Total Yards

161	vs. Louisiana Tech, 1977 Independence
220	vs. Louisiana State, 2016 Citrus
261	vs. Marshall, 2002 GMAC
286	vs. Brigham Young, 2001 Liberty
287	vs. S. Mississippi, 2010 Beef 'O' Brady's
322	vs. Long Beach State, 1970 Pasadena
336	vs. Florida, 2012 Sugar
343	vs. Virginia Tech, 2005 Gator
369	vs. Michigan State, 1993 Liberty
376	vs. Georgia, 2014 Belk
376	vs. Drake, 1957 Sun



## BOWL RECORDS

**Most Yards Per Play**

7.57	vs. Miami, Ohio, 2003 GMAC
	65 plays, 492 yards
7.42	vs. Texas A&M, 2015 Music City
	72 plays, 534 yards
7.32	vs. Alabama, 1990 Fiesta
	78 plays, 571 yards
7.29	vs. Miami, Fla., 2013 Russell Athletic
	76 plays, 554 yards
6.96	vs. Boise State, 2004 Liberty
	81 plays, 564 yards
6.35	vs. Wake Forest, 2006 Orange
	72 plays, 457 yards
6.06	vs. Drake, 1957 Sun
	62 plays, 376 yards
5.36	vs. Marshall, 1998 Motor City
	75 plays, 402 yards
5.30	vs. Georgia, 2014 Belk
	71 plays, 376 yards
5.20	vs. Michigan State, 1993 Liberty
	71 plays, 369 yards

**Fewest Yards Per Play**

2.40	vs. Louisiana Tech, 1977 Independence
	67 plays, 161 yards
3.53	vs. Marshall, 2002 GMAC
	74 plays, 261 yards
3.55	vs. Louisiana State, 2016 Citrus
	62 plays, 220 yards
4.18	vs. Long Beach State, 1970 Pasadena
	77 plays, 322 yards
4.40	vs. Brigham Young, 2001 Liberty
	65 plays, 286 yards
4.70	vs. S. Mississippi, 2010 Beef 'O' Brady's
	61 plays, 287 yards
4.78	vs. Colorado State, 2000 Liberty
	83 plays, 397 yards
4.94	vs. Florida, 2012 Sugar
	68 plays, 336 yards
5.01	vs. North Carolina State, 2011 Belk
	78 plays, 391 yards
5.10	at Boise State, 1999 Humanitarian
	79 plays 403 yards

**RUSHING****Most Rush Attempts**

52	vs. Drake, 1957 Sun
50	vs. Boise State, 2004 Liberty
50	vs. Long Beach State, 1970 Pasadena
46	vs. Texas A&M, 2015 Music City
44	vs. Louisiana Tech, 1977 Independence
40	vs. Michigan State, 1993 Liberty
39	vs. Alabama, 1990 Fiesta
38	vs. Miami, Ohio, 2003 GMAC
37	vs. Wake Forest, 2006 Orange
<b>37</b>	<b>vs. Brigham Young, 2001 Liberty</b>

**Fewest Rush Attempts**

21	vs. Marshall, 1998 Motor City
24	vs. Colorado State, 2000 Liberty
26	vs. Marshall, 2002 GMAC
27	vs. Georgia, 2014 Belk

29	vs. S. Mississippi, 2010 Beef 'O' Brady's
30	vs. Virginia Tech, 2005 Gator
31	vs. Miami, Fla., 2013 Russell Athletic
32	at Boise State, 1999 Humanitarian
35	vs. Louisiana State, 2016 Citrus
35	vs. North Carolina State, 2011 Belk

**Most Yards Rushing**

329	vs. Boise State, 2004 Liberty
307	vs. Texas A&M, 2015 Music City
237	vs. Miami, Ohio, 2003 GMAC
228	vs. Drake, 1957 Sun
174	vs. Long Beach State, 1970 Pasadena
172	vs. Michigan State, 1993 Liberty
127	vs. Virginia Tech, 2005 Gator
125	vs. Wake Forest, 2006 Orange
117	vs. North Carolina State, 2011 Belk
113	vs. Alabama, 1990 Fiesta

**Fewest Yards Rushing**

56	vs. Marshall, 2002 GMAC
58	vs. Brigham Young, 2001 Liberty
62	vs. Georgia, 2014 Belk
66	vs. Marshall, 1998 Motor City
67	vs. Louisiana State, 2016 Citrus
70	vs. Florida, 2012 Sugar
76	vs. Colorado State, 2000 Liberty
89	at Boise State, 1999 Humanitarian
100	vs. Louisiana Tech, 1977 Independence
107	vs. Miami, Fla., 2013 Russell Athletic

**Most Yards Per Rush**

6.67	vs. Texas A&M, 2015 Music City
	46 rushes, 307 yards
6.58	vs. Boise State, 2004 Liberty
	50 rushes, 329 yards
6.24	vs. Miami, Ohio, 2003 GMAC
	38 rushes, 237 yards
4.38	vs. Drake, 1957 Sun
	52 rushes, 228 yards
4.30	vs. Michigan State, 1993 Liberty
	40 rushes, 172 yards
4.23	vs. Virginia Tech, 2005 Gator
	30 rushes, 127 yards
3.76	vs. S. Mississippi, 2010 Beef 'O' Brady's
	29 rushes, 109 yards
3.48	vs. Long Beach State, 1970 Pasadena
	50 rushes, 174 yards
3.45	vs. Miami, Florida, 2013 Russell Athletic
	31 rushes, 107 yards
3.38	vs. Wake Forest, 2006 Orange
	37 rushes, 125 yards

**Fewest Yards Per Rush**

1.57	vs. Brigham Young, 2001 Liberty
	37 rushes, 58 yards
1.91	vs. Louisiana State, 2016 Citrus
	35 rushes, 62 yards
1.94	vs. Florida, 2012 Sugar
	36 rushes, 70 yards
2.15	vs. Marshall, 2002 GMAC





# 2017 TAXSLAYER BOWL MEDIA GUIDE

## BOWL RECORDS



	26 rushes, 56 yards
2.27	vs. Louisiana Tech, 1977 Independence
	44 rushes, 100 yards
2.30	vs. Georgia, 2014 Belk
	27 rushes, 62 yards
2.78	at Boise State, 1999 Humanitarian
	32 rushes, 89 yards
2.90	vs. Alabama, 1990 Fiesta
	39 rushes, 113 yards
3.14	vs. Marshall, 1998 Motor City
	21 rushes, 66 yards
3.17	vs. Colorado State, 2000 Liberty
	24 rushes, 76 yards

### Most Touchdowns Rushing

3	vs. Boise State, 2004 Liberty
3	vs. Marshall, 1998 Motor City
3	vs. Drake, 1957 Sun
2	vs. Texas A&M, 2015 Music City
2	vs. Wake Forest, 2006 Orange
2	vs. Long Beach State, 1970 Pasadena

### PASSING

#### Most Pass Attempts

54	vs. Marshall, 1998 Motor City
48	vs. Marshall, 2002 GMAC
47	at Boise State, 1999 Humanitarian
45	vs. Miami, Fla., 2013 Russell Athletic
44	vs. Georgia, 2014 Belk
43	vs. North Carolina State, 2011 Belk
39	vs. Alabama, 1990 Fiesta
37	vs. Virginia Tech, 2005 Gator
37	vs. Colorado State, 2000 Liberty
35	vs. Wake Forest, 2006 Orange

#### Fewest Pass Attempts

10	vs. Drake, 1957 Sun
23	vs. Louisiana Tech, 1977 Independence
26	vs. Texas A&M, 2015 Music City
27	vs. Louisiana State, 2016 Citrus
27	vs. Miami, Ohio, 2003 GMAC
27	vs. Long Beach State, 1970 Pasadena
28	vs. Brigham Young, 2001 Liberty
31	vs. Boise State, 2004 Liberty
31	vs. Michigan State, 1993 Liberty
32	vs. Florida, 2012 Sugar
32	vs. S. Mississippi, 2010 Beef 'O' Brady's

#### Most Pass Completions

35	vs. Miami, Fla., 2013 Russell Athletic
35	vs. Marshall, 1998 Motor City
26	at Boise State, 1999 Humanitarian
25	vs. Wake Forest, 2006 Orange
24	vs. North Carolina State, 2011 Belk
24	vs. Colorado State, 2000 Liberty
21	vs. Georgia, 2014 Belk
21	vs. Boise State, 2004 Liberty
21	vs. Marshall, 2002 GMAC
21	vs. Alabama, 1990 Fiesta

#### Fewest Pass Completions

6	vs. Drake, 1957 Sun
9	vs. Louisiana Tech, 1977 Independence
10	vs. Louisiana State, 2016 Citrus
12	vs. Texas A&M, 2015 Music City
12	vs. Long Beach State, 1970 Pasadena
15	vs. Virginia Tech, 2005 Gator
18	vs. Miami, Ohio, 2003 GMAC
19	vs. Brigham Young, 2001 Liberty
19	vs. Michigan State, 1993 Liberty
20	vs. Florida, 2012 Sugar
20	vs. S. Mississippi, 2010 Beef 'O' Brady's

#### Highest Completion Percentage

(Minimum 10 Completions)

77.8	vs. Miami, 2013 Russell Athletic (35 of 45)
71.4	vs. Wake Forest, 2006 Orange (25 of 35)
67.9	vs. BYU, 2001 Liberty (19 of 28)
67.7	vs. Boise State, 2004 Liberty (21 of 31)
66.7	vs. Miami, Ohio, 2003 GMAC (18 of 27)
64.9	vs. Colorado St., 2000 Liberty (24 of 37)
64.8	vs. Marshall, 1998 Motor City (35 of 54)
62.5	vs. Florida, 2012 Sugar (20 of 32)
62.5	vs. Southern Mississippi, 2010 Beef 'O' Brady's (20 of 32)
61.3	vs. Michigan St., 1993 Liberty (19 of 31)

#### Most Yards Passing

458	vs. Alabama, 1990 Fiesta
447	vs. Miami, Fla., 2013 Russell Athletic
336	vs. Marshall, 1998 Motor City
332	vs. Wake Forest, 2006 Orange
321	vs. Colorado State, 2000 Liberty
314	vs. Georgia, 2014 Belk
314	at Boise State, 1999 Humanitarian
274	vs. North Carolina State, 2011 Belk
266	vs. Florida, 2012 Sugar
255	vs. Miami, Ohio, 2003 GMAC

#### Fewest Yards Passing

61	vs. Louisiana Tech, 1977 Independence
148	vs. Long Beach State, 1970 Pasadena
148	vs. Drake, 1957 Sun
153	vs. Louisiana State, 2016 Citrus
178	vs. S. Mississippi, 2010 Beef 'O' Brady's
197	vs. Michigan State, 1993 Liberty
205	vs. Marshall, 2002 GMAC
216	vs. Virginia Tech, 2005 Gator
227	vs. Texas A&M, 2015 Music City
228	vs. Brigham Young, 2001 Liberty

#### Most Touchdown Passes

3	vs. Miami, Fla., 2013 Russell Athletic
3	vs. Virginia Tech, 2005 Gator
3	vs. Boise State, 2004 Liberty
3	vs. Miami, Ohio, 2003 GMAC
3	vs. Brigham Young, 2001 Liberty
3	vs. Alabama, 1990 Fiesta

**Most Interceptions Thrown**

3	vs. Georgia, 2014 Belk
3	vs. North Carolina State, 2011 Belk
3	vs. Virginia Tech, 2005 Gator
3	vs. Miami, Ohio, 2003 GMAC
3	at Boise State, 1999 Humanitarian
3	vs. Alabama, 1990 Fiesta
2	vs. Boise State, 2004 Liberty
1	vs. Florida, 2012 Sugar
1	vs. Marshall, 2002 GMAC
1	vs. Brigham Young, 2001 Liberty
1	vs. Marshall, 1998 Motor City
1	vs. Louisiana Tech, 1977 Independence
1	vs. Long Beach State, 1970 Pasadena

**PUNTING****Most Punts**

8	vs. Louisiana State, 2016 Citrus
8	vs. Louisiana Tech, 1977 Independence
8	vs. Long Beach State, 1970 Pasadena
7	vs. S. Mississippi, 2010 Beef 'O' Brady's
7	vs. Marshall, 2002 GMAC
6	vs. Texas A&M, 2015 Music City
6	vs. Georgia, 2014 Belk
6	vs. Brigham Young, 2001 Liberty
5	vs. Colorado State, 2000 Liberty
5	at Boise State, 1999 Humanitarian
5	vs. Michigan State, 1993 Liberty
5	vs. Drake, 1957 Sun

**Fewest Punts**

1	vs. Miami, Fla., 2013 Russell Athletic
1	vs. Florida, 2012 Sugar
2	vs. Boise State, 2004 Liberty
3	vs. North Carolina State, 2011 Belk
3	vs. Alabama, 1990 Fiesta
4	vs. Wake Forest, 2006 Orange
4	vs. Virginia Tech, 2005 Gator
4	vs. Miami, Ohio, 2003 GMAC
4	vs. Marshall, 1998 Motor City

**Most Punting Yards**

404	vs. Louisiana State, 2016 Citrus
314	vs. Long Beach State, 1970 Pasadena
306	vs. Marshall, 2002 GMAC
304	vs. Louisiana Tech, 1977 Independence
272	vs. S. Mississippi, 2010 Beef 'O' Brady's
257	vs. Texas A&M, 2015 Music City
225	vs. Georgia, 2014 Belk
219	vs. Brigham Young, 2001 Liberty
199	at Boise State, 1999 Humanitarian
197	vs. Marshall, 1998 Motor City

**Fewest Punting Yards**

39	vs. Florida, 2012 Sugar
45	vs. Miami, Fla., 2013 Russell Athletic
48	vs. Boise State, 2004 Liberty
111	vs. North Carolina State, 2011 Belk
123	vs. Alabama, 1990 Fiesta
136	vs. Wake Forest, 2006 Orange
169	vs. Miami, Ohio, 2003 GMAC
171	vs. Drake, 1957 Sun
181	vs. Michigan State, 1993 Liberty

185	vs. Virginia Tech, 2005 Gator
-----	-------------------------------

**Best Punting Average**

50.5	vs. Louisiana State, 2016 Citrus
49.3	vs. Marshall, 1998 Motor City
46.3	vs. Virginia Tech, 2005 Gator
45.0	vs. Miami, Fla., 2013 Russell Athletic
43.7	vs. Marshall, 2002 GMAC
42.8	vs. Texas A&M, 2015 Music City
42.3	vs. Miami, Ohio, 2003 GMAC
41.0	vs. Alabama, 1990 Fiesta
39.8	at Boise State, 1999 Humanitarian
39.3	vs. Long Beach State, 1970 Pasadena

**PUNT RETURNS****Most Punt Returns**

7	vs. Alabama, 1990 Fiesta
4	vs. Boise State, 2004 Liberty
3	vs. Texas A&M, 2015 Music City
3	vs. Virginia Tech, 2005 Gator
3	vs. Brigham Young, 2001 Liberty
2	vs. Louisiana State, 2016 Citrus
2	vs. Florida, 2012 Sugar
2	vs. Miami, Ohio, 2003 GMAC
2	vs. Marshall, 2002 GMAC

**Fewest Punt Returns**

0	vs. Georgia, 2014 Belk
0	vs. Miami, Fla., 2013 Russell Athletic
0	vs. Marshall, 1998 Motor City
1	vs. North Carolina State, 2011 Belk
1	vs. S. Mississippi, 2010 Beef 'O' Brady's
1	vs. Wake Forest, 2006 Orange
1	at Boise State, 1999 Humanitarian
1	vs. Michigan State, 1993 Liberty

**KICKOFF RETURNS****Most Kickoff Returns**

8	vs. Georgia, 2014 Belk
7	vs. Miami, Ohio, 2003 GMAC
7	at Boise State, 1999 Humanitarian
6	vs. Boise State, 2004 Liberty
6	vs. Marshall, 2002 GMAC
4	vs. Louisiana State, 2016 Citrus
4	vs. North Carolina State, 2011 Belk
4	vs. S. Mississippi, 2010 Beef 'O' Brady's
4	vs. Virginia Tech, 2005 Gator
4	vs. Marshall, 1998 Motor City

**Fewest Kickoff Returns**

1	vs. Florida, 2012 Sugar
2	vs. Miami, Fla., 2013 Russell Athletic
2	vs. Wake Forest, 2006 Orange
2	vs. Brigham Young, 2001 Liberty
2	vs. Michigan State, 1993 Liberty
3	vs. Texas A&M, 2015 Music City
3	vs. Alabama, 1990 Fiesta
3	vs. Drake, 1957 Sun



### Most Kickoff Return Yards

188	at Boise State, 1999 Humanitarian
158	vs. S. Mississippi, 2010 Beef 'O' Brady's
139	vs. Boise State, 2004 Liberty
132	vs. Louisiana Tech, 1977 Independence
128	vs. North Carolina State, 2011 Belk
110	vs. Virginia Tech, 2005 Gator
100	vs. Brigham Young, 2001 Liberty
92	vs. Miami, Ohio, 2003 GMAC
78	vs. Marshall, 1998 Motor City

### FUMBLES

#### Most Fumbles

8	vs. Louisiana Tech, 1977 Independence
4	vs. Marshall, 2002 GMAC
3	vs. Colorado State, 2000 Liberty
3	vs. Marshall, 1998 Motor City
3	vs. Alabama, 1990 Fiesta
2	vs. Texas A&M, 2015 Music City
2	vs. Florida, 2012 Sugar
2	vs. North Carolina State, 2011 Belk
2	vs. Wake Forest, 2006 Orange
2	vs. Boise State, 2004 Liberty
2	vs. Brigham Young, 2001 Liberty

#### Most Fumbles Lost

3	vs. Colorado State, 2000 Liberty
3	vs. Louisiana Tech, 1977 Independence
2	vs. Wake Forest, 2006 Orange
2	vs. Boise State, 2004 Liberty
2	vs. Marshall, 2002 GMAC
1	vs. Louisiana State, 2016 Citrus
1	vs. S. Mississippi, 2010 Beef 'O' Brady's
1	vs. Virginia Tech, 2005 Gator
1	vs. Alabama, 1990 Fiesta

### PENALTIES

#### Most Penalties

14	at Boise State, 1999 Humanitarian
13	vs. Marshall, 1998 Motor City
10	vs. Texas A&M, 2015 Music City
10	vs. Marshall, 2002 GMAC
10	vs. Alabama, 1990 Fiesta
9	vs. Miami, Fla., 2013 Russell Athletic
9	vs. S. Mississippi, 2010 Beef 'O' Brady's
8	vs. Louisiana State, 2016 Citrus
8	vs. Brigham Young, 2001 Liberty
8	vs. Louisiana Tech, 1977 Independence

#### Fewest Penalties

1	vs. Wake Forest, 2006 Orange
2	vs. Florida, 2012 Sugar
4	vs. North Carolina State, 2011 Belk
5	vs. Virginia Tech, 2005 Gator
5	vs. Boise State, 2004 Liberty
5	vs. Miami, Ohio, 2003 GMAC
5	vs. Drake, 1957 Sun
6	vs. Colorado State, 2000 Liberty
6	vs. Michigan State, 1993 Liberty
6	vs. Long Beach State, 1970 Pasadena

#### Most Penalty Yards

120	at Boise State, 1999 Humanitarian
109	vs. Marshall, 1998 Motor City
92	vs. Louisiana Tech, 1977 Independence
90	vs. Texas A&M, 2015 Music City
88	vs. Marshall, 2002 GMAC
87	vs. Alabama, 1990 Fiesta
79	vs. Miami, Fla., 2013 Russell Athletic
75	vs. Drake, 1957 Sun
64	vs. Brigham Young, 2001 Liberty
58	vs. Miami, Ohio, 2003 GMAC

### Fewest Penalty Yards

5	vs. Wake Forest, 2006 Orange
25	vs. Florida, 2012 Sugar
34	vs. Boise State, 2004 Liberty
36	vs. Long Beach State, 1970 Pasadena
44	vs. Georgia, 2014 Belk
45	vs. Michigan State, 1993 Liberty
49	vs. Virginia Tech, 2005 Gator
52	vs. North Carolina State, 2011 Belk
54	vs. Southern Mississippi, 2010 Beef 'O' Brady's
55	vs. Colorado State, 2000 Liberty

### SCORING

#### Most Points

44	vs. Boise State, 2004 Liberty
36	vs. Miami, Fla., 2013 Russell Athletic
34	vs. Alabama, 1990 Fiesta
34	vs. Drake, 1957 Sun
33	vs. Florida, 2012 Sugar
31	vs. S. Mississippi, 2010 Beef 'O' Brady's
31	at Boise State, 1999 Humanitarian
29	vs. Marshall, 1998 Motor City
28	vs. Miami, Ohio, 2003 GMAC
28	vs. Brigham Young, 2001 Liberty

#### Most Points – Any Quarter

25	vs. Alabama, 1990 Fiesta (1st)
21	vs. S. Mississippi, 2010 Beef 'O' Brady's (2nd)
21	vs. Miami, Ohio, 2003 GMAC (2nd)
21	vs. Marshall, 1998 Motor City (2nd)
20	vs. Texas A&M, 2015 Music City (1st)
17	at Boise State, 1999 Humanitarian (1st)
16	vs. Miami, Fla., 2013 Russell Athletic (2nd)
15	vs. Michigan State, 1993 Liberty (4th)
14	vs. Florida, 2012 Sugar (1st)
14	vs. Wake Forest, 2006 Orange (4th)
14	vs. Virginia Tech, 2005 Gator (1st)
14	vs. Boise State, 2004 Liberty (1st)
14	vs. Boise State, 2004 Liberty (3rd)
14	vs. Long Beach State, 1970 Pasadena (1st)
14	vs. Drake, 1957 Sun (1st)

#### Most Points – First Quarter

25	vs. Alabama, 1990 Fiesta
20	vs. Texas A&M, 2015 Music City
17	at Boise State, 1999 Humanitarian
14	vs. Florida, 2012 Sugar
14	vs. Virginia Tech, 2005 Gator
14	vs. Boise State, 2004 Liberty
14	vs. Long Beach State, 1970 Pasadena
7	vs. Georgia, 2014 Belk





## BOWL RECORDS



- 7 vs. North Carolina State, 2011 Belk
- 7 vs. Brigham Young, 2001 Liberty
- 7 vs. Colorado State, 2000 Liberty
- 7 vs. Louisiana Tech, 1977 Independence
- 7 vs. Drake, 1957 Sun

**Most Points – Second Quarter**

- 21 vs. S. Mississippi, 2010 Beef 'O' Brady's
- 21 vs. Miami, Ohio, 2003 GMAC
- 21 vs. Marshall, 1998 Motor City
- 16 vs. Miami, Fla., 2013 Russell Athletic
- 14 vs. Drake, 1957 Sun
- 10 vs. Florida, 2012 Sugar
- 10 vs. Wake Forest, 2006 Orange
- 7 vs. Boise State, 2004 Liberty
- 7 vs. Marshall, 2002 GMAC
- 7 vs. Brigham Young, 2001 Liberty
- 7 at Boise State, 1999 Humanitarian
- 7 vs. Long Beach State, 1970 Pasadena

**Most Points – Third Quarter**

- 14 vs. Boise State, 2004 Liberty
- 7 vs. Texas A&M, 2015 Music City
- 7 vs. Georgia, 2014 Belk
- 7 vs. Miami, Fla., 2013 Russell Athletic
- 7 vs. North Carolina State, 2011 Belk
- 7 vs. Miami, Ohio, 2003 GMAC
- 7 vs. Brigham Young, 2001 Liberty
- 7 vs. Alabama, 1990 Fiesta
- 7 vs. Louisiana Tech, 1977 Independence
- 7 vs. Drake, 1957 Sun

**Most Points – Fourth Quarter**

- 15 vs. Michigan State, 1993 Liberty
- 14 vs. Wake Forest, 2006 Orange
- 10 vs. S. Mississippi, 2010 Beef 'O' Brady's
- 9 vs. Boise State, 2004 Liberty
- 8 vs. Marshall, 2002 GMAC
- 8 vs. Marshall, 1998 Motor City
- 7 vs. Miami, Fla., 2013 Russell Athletic
- 7 vs. North Carolina State, 2011 Belk
- 7 vs. Virginia Tech, 2005 Gator
- 7 vs. Brigham Young, 2001 Liberty
- 7 vs. Colorado State, 2000 Liberty
- 7 at Boise State, 1999 Humanitarian

**Most Points – Any Half**

- 25 vs. Alabama, 1990 Fiesta (1st)
- 24 vs. Florida, 2012 Sugar (1st)
- 24 at Boise State, 1999 Humanitarian (1st)
- 23 vs. Boise State, 2004 Liberty (2nd)
- 22 vs. Miami, Fla., 2013 Russell Athletic (1st)
- 21 vs. S. Mississippi, 2010 Beef 'O' Brady's (1st)
- 21 vs. Boise State, 2004 Liberty (1st)
- 21 vs. Miami, Ohio, 2003 GMAC (1st)
- 21 vs. Marshall, 1998 Motor City (1st)
- 21 vs. Long Beach State, 1970 Pasadena (1st)
- 21 vs. Drake, 1957 Sun (1st)

**Most Points – First Half**

- 25 vs. Alabama, 1990 Fiesta
- 24 vs. Florida, 2012 Sugar

- 24 at Boise State, 1999 Humanitarian
- 22 vs. Miami, Fla., 2013 Russell Athletic
- 21 vs. S. Mississippi, 2010 Beef 'O' Brady's
- 21 vs. Boise State, 2004 Liberty
- 21 vs. Miami, Ohio, 2003 GMAC
- 21 vs. Marshall, 1998 Motor City
- 21 vs. Long Beach State, 1970 Pasadena
- 21 vs. Drake, 1957 Sun

**Most Points – Second Half**

- 23 vs. Boise State, 2004 Liberty
- 15 vs. Michigan State, 1993 Liberty
- 14 vs. Miami, Fla., 2013 Russell Athletic
- 14 vs. North Carolina State, 2011 Belk
- 14 vs. Wake Forest, 2006 Orange
- 14 vs. Brigham Young, 2001 Liberty
- 13 vs. Drake, 1957 Sun
- 10 vs. S. Mississippi, 2010 Beef 'O' Brady's
- 9 vs. Florida, 2012 Sugar
- 9 vs. Alabama, 1990 Fiesta

**Most Combined Points (Both Teams)**

- 84 vs. Boise State, 2004 Liberty (UL 44, BSU 40)
- 77 vs. Miami, Ohio, 2003 GMAC (MU 49, UL 28)
- 77 vs. Marshall, 1998 Motor City (MU 48, UL 29)
- 65 at Boise State,  
1999 Humanitarian (BSU 34, UL 31)
- 59 vs. Southern Mississippi,  
2010 Beef 'O' Brady's (UL 31, USM 28)
- 59 vs. Virginia Tech, 2005 Gator (VT 35, UL 24)
- 56 vs. Florida, 2012 Sugar (UL 33, UF 23)
- 55 vs. North Carolina State,  
2011 Belk (NCSU 31, UL 24)
- 54 vs. Drake, 1957 Sun (UL 34, DU 20)
- 53 vs. Marshall, 2002 GMAC (MU 38, UL 15)

**Fewest Combined Points (Both Teams)**

- 25 vs. Michigan State, 1993 Liberty (UL 18, MSU 7)
- 37 vs. Wake Forest, 2006 Orange (UL 24, WF 13)
- 38 vs. Louisiana State, 2016 Citrus (LSU 29, UL9)
- 38 vs. Brigham Young, 2001 Liberty (UL 28, BYU 10)
- 38 vs. Louisiana Tech,  
1977 Independence (LT 24, UL 14)
- 39 vs. Colorado State, 2000 Liberty (CSU 22, UL 17)
- 41 vs. Alabama, 1990 Fiesta (UL 34, UA 7)
- 45 vs. Miami, Fla.,  
2013 Russell Athletic (UL 36, UM 9)
- 48 vs. Texas A&M,  
2015 Music City (UL 27, TAMU 21)
- 48 vs. Long Beach State,  
1970 Pasadena (UL 24, LB 24)

**TOUCHDOWNS****Most Total Touchdowns**

- 6 vs. Boise State, 2004 Liberty
- 5 vs. Alabama, 1990 Fiesta
- 5 vs. Drake, 1957 Sun
- 4 vs. Texas A&M, 2015 Music City
- 4 vs. Miami, Fla., 2013 Russell Athletic
- 4 vs. Florida, 2012 Sugar
- 4 vs. Southern Mississippi, 2010 Beef 'O' Brady's
- 4 vs. Miami, Ohio, 2003 GMAC
- 4 vs. Brigham Young, 2001 Liberty



- 4 at Boise State, 1999 Humanitarian  
4 vs. Marshall, 1998 Motor City

### FIELD GOALS

#### Most Field Goal Attempts

- 4 vs. Miami, Fla., 2013 Russell Athletic  
4 vs. Florida, 2012 Sugar  
3 vs. Louisiana State, 2016 Citrus  
2 vs. North Carolina State, 2011 Belk  
2 vs. Wake Forest, 2006 Orange  
2 vs. Michigan State, 1993 Liberty  
2 vs. Long Beach State, 1970 Pasadena

#### Most Field Goals Made

- 3 vs. Louisiana State, 2016 Citrus  
3 vs. Miami, Fla., 2013 Russell Athletic  
2 vs. Florida, 2012 Sugar  
1 vs. North Carolina State, 2011 Belk  
1 vs. Southern Mississippi, 2010 Beef 'O' Brady's  
1 vs. Wake Forest, 2006 Orange  
1 vs. Virginia Tech, 2005 Gator  
1 vs. Boise State, 2004 Liberty  
1 vs. Colorado State, 2000 Liberty  
1 at Boise State, 1999 Humanitarian  
1 vs. Michigan State, 1993 Liberty  
1 vs. Long Beach State, 1970 Pasadena

### OPPONENT BOWL RECORDS

#### TEAM BESTS

#### FIRST DOWNS

##### Most Total First Downs

- 28 vs. Miami, Ohio, 2003 GMAC  
28 at Boise State, 1999 Humanitarian  
27 vs. Marshall, 1998 Motor City  
25 vs. Texas A&M, 2015 Music City  
25 vs. Louisiana Tech, 1977 Independence  
24 vs. S. Mississippi, 2010 Beef 'O' Brady's  
23 vs. Marshall, 2002 GMAC  
22 vs. Georgia, 2014 Belk  
22 vs. Colorado State, 2000 Liberty  
21 vs. Virginia Tech, 2005 Gator

#### TOTAL OFFENSE

##### Most Total Yards

- 613 vs. Marshall, 1998 Motor City  
597 vs. Miami, Ohio, 2003 GMAC  
533 at Boise State, 1999 Humanitarian  
492 vs. Georgia, 2014 Belk  
445 vs. Texas A&M, 2015 Music City  
396 vs. S. Mississippi, 2010 Beef 'O' Brady's  
394 vs. Louisiana State, 2016 Citrus  
390 vs. Virginia Tech, 2005 Gator  
382 vs. Wake Forest, 2006 Orange  
348 vs. Marshall, 2002 GMAC

##### Fewest Total Yards

- 174 vs. Miami, Fla., 2013 Russell Athletic  
189 vs. Alabama, 1990 Fiesta  
276 vs. Brigham Young, 2001 Liberty  
281 vs. Long Beach State, 1970 Pasadena  
284 vs. Boise State, 2004 Liberty  
286 vs. Florida, 2012 Sugar  
307 vs. Michigan State, 1993 Liberty

- 315 vs. Colorado State, 2000 Liberty  
316 vs. Drake, 1957 Sun  
329 vs. North Carolina State, 2011 Belk

#### Most Yards Per Play

- 9.05 vs. Miami, Ohio, 2003 GMAC  
66 plays, 597 yards  
8.88 vs. Marshall, 1998 Motor City  
69 plays, 613 yards  
6.58 at Boise State, 1999 Humanitarian  
81 plays, 533 yards  
6.39 vs. Georgia, 2014 Belk  
77 plays, 492 yards  
6.16 vs. Wake Forest, 2006 Orange  
62 plays, 382 yards  
5.63 vs. Louisiana State, 2016 Citrus  
70 plays, 394 yards  
5.65 vs. Virginia Tech, 2005 Gator  
69 plays, 390 yards  
5.39 vs. North Carolina State, 2011 Belk  
61 plays, 329 yards  
5.35 vs. S. Mississippi, 2010 Beef 'O' Brady's  
74 plays, 396 yards  
5.20 vs. Michigan State, 1993 Liberty  
59 plays, 307 yards

### RUSHING

#### Most Rush Attempts

- 53 vs. Georgia, 2014 Belk  
53 vs. Long Beach State, 1970 Pasadena  
50 vs. Colorado State, 2000 Liberty  
48 vs. Virginia Tech, 2005 Gator  
45 vs. Marshall, 1998 Motor City  
44 vs. Louisiana Tech, 1977 Independence  
42 at Boise State, 1999 Humanitarian  
41 vs. Louisiana State, 2016 Citrus  
40 vs. Southern Mississippi, 2010 Beef 'O' Brady's  
39 vs. Texas A&M, 2015 Music City

#### Most Yards Rushing

- 292 vs. Georgia, 2014 Belk  
221 vs. Miami, Ohio, 2003 GMAC  
202 vs. Marshall, 1998 Motor City  
198 at Boise State, 1999 Humanitarian  
191 vs. Long Beach State, 1970 Pasadena  
187 vs. Virginia Tech, 2005 Gator  
177 vs. Louisiana State, 2016 Citrus  
176 vs. Drake, 1957 Sun  
170 vs. S. Mississippi, 2010 Beef 'O' Brady's  
157 vs. Colorado State, 2000 Liberty

#### Fewest Yards Rushing

- 14 vs. Miami, Fla., 2013 Russell Athletic  
48 vs. Louisiana Tech, 1977 Independence  
65 vs. North Carolina State, 2011 Belk  
84 vs. Brigham Young, 2001 Liberty  
88 vs. Boise State, 2004 Liberty  
95 vs. Alabama, 1990 Fiesta  
99 vs. Marshall, 2002 GMAC  
111 vs. Florida, 2012 Sugar  
111 vs. Wake Forest, 2006 Orange  
114 vs. Michigan State, 1993 Liberty

**Most Yards Per Rush**

6.70	vs. Miami, Ohio, 2003 GMAC
	33 rushes, 221 yards
5.51	vs. Georgia, 2014 Belk
	53 rushes, 292 yards
4.71	at Boise State, 1999 Humanitarian
	42 rushes, 198 yards
4.49	vs. Marshall, 1998 Motor City
	45 rushes, 202 yards
4.32	vs. Louisiana State, 2016 Citrus
	41 rushes, 177 yards
4.25	vs. S. Mississippi, 2010 Beef 'O' Brady's
	40 rushes, 170 yards
3.90	vs. Virginia Tech, 2005 Gator
	48 rushes, 187 yards
3.83	vs. Wake Forest, 2006 Orange
	29 rushes, 111 yards
3.70	vs. Florida, 2012 Sugar
	30 rushes, 111 yards
3.68	vs. Michigan State, 1993 Liberty
	31 rushes, 114 yards
3.60	vs. Long Beach State, 1970 Pasadena
	53 rushes, 191 yards

**Most Touchdowns Rushing**

3	vs. Georgia, 2014 Belk
3	vs. Boise State, 2004 Liberty
3	vs. Long Beach State, 1970 Pasadena
2	vs. Miami, Ohio, 2003 GMAC
2	vs. Colorado State, 2000 Liberty
2	at Boise State, 1999 Humanitarian
2	vs. Marshall, 1998 Motor City
2	vs. Drake, 1957 Sun

**PASSING****Most Pass Attempts**

48	vs. Texas A&M, 2015 Music City
44	vs. Marshall, 2002 GMAC
39	at Boise State, 1999 Humanitarian
39	vs. Louisiana Tech, 1977 Independence
38	vs. Brigham Young, 2001 Liberty
35	vs. Alabama, 1990 Fiesta
34	vs. S. Mississippi, 2010 Beef 'O' Brady's
33	vs. North Carolina State, 2011 Belk
33	vs. Wake Forest, 2006 Orange
33	vs. Miami, Ohio, 2003 GMAC
33	vs. Drake, 1957 Sun

**Fewest Pass Attempts**

17	vs. Long Beach State, 1970 Pasadena
21	vs. Virginia Tech, 2005 Gator
24	vs. Georgia, 2014 Belk
24	vs. Marshall, 1998 Motor City
27	vs. Miami, Fla., 2013 Russell Athletic
28	vs. Colorado State, 2000 Liberty
28	vs. Michigan State, 1993 Liberty
29	vs. Louisiana State, 2016 Citrus
29	vs. Florida, 2012 Sugar
31	vs. Boise State, 2004 Liberty

**Most Pass Completions**

28	vs. Texas A&M, 2015 Music City
22	vs. Marshall, 2002 GMAC
21	vs. North Carolina State, 2011 Belk
21	vs. S. Mississippi, 2010 Beef 'O' Brady's
21	vs. Wake Forest, 2006 Orange
21	vs. Miami, Ohio, 2003 GMAC
20	at Boise State, 1999 Humanitarian
19	vs. Louisiana Tech, 1977 Independence
18	vs. Brigham Young, 2001 Liberty
18	vs. Marshall, 1998 Motor City

**Fewest Pass Completions**

9	vs. Long Beach State, 1970 Pasadena
10	vs. Drake, 1957 Sun
11	vs. Virginia Tech, 2005 Gator
12	vs. Miami, Fla., 2013 Russell Athletic
12	vs. Alabama, 1990 Fiesta
13	vs. Colorado State, 2000 Liberty
14	vs. Georgia, 2014 Belk
15	vs. Boise State, 2004 Liberty
15	vs. Michigan State, 1993 Liberty
16	vs. Louisiana State, 2016 Citrus
16	vs. Florida, 2012 Sugar

**Highest Completion Percentage  
(Minimum 10 Completions)**

75.0	vs. Marshall, 1998 Motor City (18 of 24)
63.6	vs. North Carolina State, 2011 Belk (21 of 33)
63.6	vs. Wake Forest, 2006 Orange (21 of 33)
63.6	vs. Miami, Ohio, 2003 GMAC (21 of 33)
61.8	vs. S. Miss., 2010 Beef 'O' Brady's (21 of 34)
58.3	vs. Georgia, 2014 Belk (14 of 24)
58.3	vs. Texas A&M, 2015 Music City (28 of 48)
55.2	vs. Louisiana State, 2016 Citrus (16 of 29)
55.2	vs. Florida, 2012 Sugar (16 of 29)
53.6	vs. Michigan State, 1993 Liberty (15 of 28)

**Most Passing Yards**

411	vs. Marshall, 1998 Motor City
376	vs. Miami, Ohio, 2003 GMAC
335	at Boise State, 1999 Humanitarian
307	vs. Texas A&M, 2015 Music City
287	vs. Louisiana Tech, 1977 Independence
271	vs. Wake Forest, 2006 Orange
264	vs. North Carolina State, 2011 Belk
249	vs. Marshall, 2002 GMAC
226	vs. S. Mississippi, 2010 Beef 'O' Brady's
217	vs. Louisiana State, 2016 Citrus

**Fewest Passing Yards**

90	vs. Long Beach State, 1970 Pasadena
94	vs. Alabama, 1990 Fiesta
140	vs. Drake, 1957 Sun
158	vs. Colorado State, 2000 Liberty
160	vs. Miami, Fla., 2013 Russell Athletic
175	vs. Florida, 2012 Sugar
192	vs. Brigham Young, 2001 Liberty
193	vs. Michigan State, 1993 Liberty
196	vs. Boise State, 2004 Liberty





200 vs. Georgia, 2014 Belk

### Most Touchdown Passes

4 vs. Miami, Ohio, 2003 GMAC  
4 vs. Marshall, 2002 GMAC  
4 vs. Marshall, 1998 Motor City  
3 vs. North Carolina State, 2011 Belk  
3 vs. S. Mississippi, 2010 Beef 'O' Brady's  
2 vs. Louisiana State, 2016 Citrus  
2 vs. Texas A&M, 2015 Music City  
2 vs. Virginia Tech, 2005 Gator  
2 vs. Louisiana Tech, 1977 Independence

### Most Interceptions Thrown

3 vs. Brigham Young, 2001 Liberty  
2 vs. Florida, 2012 Sugar  
2 vs. Alabama, 1990 Fiesta  
2 vs. Louisiana Tech, 1977 Independence  
1 vs. Louisiana State, 2016 Citrus  
1 vs. Texas A&M, 2015 Music City  
1 vs. Georgia, 2014 Belk  
1 vs. North Carolina State, 2011 Belk  
1 vs. Wake Forest, 2006 Orange  
1 vs. Boise State, 2004 Liberty  
1 vs. Marshall, 2002 GMAC  
1 vs. Colorado State, 2000 Liberty  
1 vs. Michigan State, 1993 Liberty  
1 vs. Long Beach State, 1970 Pasadena  
1 vs. Drake, 1957 Sun

### PUNTING

#### Most Punts

8 vs. Alabama, 1990 Fiesta  
7 vs. Texas A&M, 2015 Music City  
6 vs. Louisiana State, 2016 Citrus  
6 vs. Miami, Fla., 2013 Russell Athletic  
6 vs. S. Mississippi, 2010 Beef 'O' Brady's  
6 vs. Virginia Tech, 2005 Gator  
6 vs. Boise State, 2004 Liberty  
6 vs. Marshall, 2002 GMAC  
6 vs. Louisiana Tech, 1977 Independence  
6 vs. Long Beach State, 1970 Pasadena

#### Best Punting Average

58.0 vs. Marshall, 1998 Motor City  
50.2 vs. Marshall, 2002 GMAC  
50.0 vs. Virginia Tech, 2005 Gator  
45.7 vs. Miami, Fla., 2013 Russell Athletic  
44.8 vs. Colorado State, 2000 Liberty  
43.7 vs. Texas A&M, 2015 Music City  
41.3 vs. Florida, 2012 Sugar  
41.0 vs. Georgia, 2014 Belk  
40.3 vs. Alabama, 1990 Fiesta  
39.7 vs. Boise State, 2004 Liberty

### PUNT RETURNS

#### Most Punt Returns

4 vs. Louisiana State, 2016 Citrus  
4 vs. Miami, Ohio, 2003 GMAC  
4 at Boise State, 1999 Humanitarian  
4 vs. Marshall, 1998 Motor City

3 vs. Wake Forest, 2006 Orange  
3 vs. Marshall, 2002 GMAC  
2 vs. Brigham Young, 2001 Liberty

### Most Punt Return Yards

62 vs. Marshall, 1998 Motor City  
45 vs. Louisiana State, 2016 Citrus  
18 at Boise State, 1999 Humanitarian  
17 vs. Miami, Ohio, 2003 GMAC  
14 vs. Boise State, 2004 Liberty  
13 vs. Virginia Tech, 2005 Gator  
9 vs. S. Mississippi, 2010 Beef 'O' Brady's  
8 vs. Wake Forest, 2006 Orange  
8 vs. Brigham Young, 2001 Liberty

### KICKOFF RETURNS

#### Most Kickoff Returns

9 vs. Miami, Fla., 2013 Russell Athletic  
8 vs. Boise State, 2004 Liberty  
6 vs. Florida, 2012 Sugar  
6 vs. Alabama, 1990 Fiesta  
5 vs. Brigham Young, 2001 Liberty  
4 vs. Texas A&M, 2015 Music City  
4 vs. S. Mississippi, 2010 Beef 'O' Brady's  
4 vs. Virginia Tech, 2005 Gator  
4 vs. Miami, Ohio, 2003 GMAC  
4 vs. Michigan State, 1993 Liberty

#### Most Kickoff Return Yards

223 vs. Miami, Fla., 2013 Russell Athletic  
218 vs. Florida, 2012 Sugar  
186 vs. Boise State, 2004 Liberty  
96 at Boise State, 1999 Humanitarian  
88 vs. Brigham Young, 2001 Liberty  
88 vs. Alabama, 1990 Fiesta  
83 vs. Texas A&M, 2015 Music City  
81 vs. Louisiana State, 2016 Citrus  
78 vs. Virginia Tech, 2005 Gator

### FUMBLES

#### Most Fumbles

6 vs. Louisiana Tech, 1977 Independence  
4 vs. Long Beach State, 1970 Pasadena  
3 vs. North Carolina State, 2011 Belk  
3 vs. Wake Forest, 2006 Orange  
3 vs. Colorado State, 2000 Liberty  
3 at Boise State, 1999 Humanitarian  
3 vs. Alabama, 1990 Fiesta  
3 vs. Drake, 1957 Sun  
2 vs. S. Mississippi, 2010 Beef 'O' Brady's  
2 vs. Virginia Tech, 2005 Gator  
2 vs. Miami, Ohio, 2003 GMAC  
2 vs. Marshall, 1998 Motor City



# BOWL RECORDS

## Individual Records

### RUSHING

#### Most Rushing Attempts

- 26 Lamar Jackson vs. LSU, 2016
- 25 Jeremy Wright vs. Florida, 2012
- 24 Frank Moreau at Boise State, 1999
- 22 Lamar Jackson vs. Texas A&M, 2015
- 21 T.J. Patterson vs. Brigham Young

#### Most Yards Rushing

- 226 Lamar Jackson vs. Texas A&M, 2015
- 128 Lionel Gates vs. Miami, Ohio, 2003
- 119 Ken Porco vs. Drake, 1957
- 111 Frank Moreau at Boise State, 1999
- 102 Tom Jesukaitis vs. Long Beach State, 1970

#### Most Touchdowns Rushing

- 3 Leroy Collins vs. Marshall, 1998
- 2 Lamar Jackson vs. Texas A&M, 2015
- 2 John Madeya vs. Long Beach State, 1970

#### Longest Rushing Touchdowns

- 65 Harry Douglas vs. Boise State, 2004
- 61 Lamar Jackson vs. Texas A&M, 2015
- Beef 'O' Brady's

### PASSING

#### Most Pass Attempts

- 54 Chris Redman vs. Marshall, 1998
- 47 Chris Redman at Boise State, 1999
- 45 Teddy Bridgewater vs. Miami, Fla., 2013
- 45 Dave Ragone vs. Marshall, 2002 GMAC
- 43 Teddy Bridgewater vs. North Carolina St., 2011

#### Most Pass Completions

- 35 Teddy Bridgewater vs. Miami, Fla., 2013
- 35 Chris Redman vs. Marshall, 1998
- 26 Chris Redman at Boise State, 1999
- 24 Teddy Bridgewater vs. NC State, 2011
- 24 Brian Brohm vs. Wake Forest, 2006 Orange
- 24 Dave Ragone vs. Colorado State, 2000

#### Most Yards Passing

- 451 Browning Nagle vs. Alabama, 1990
- 447 Teddy Bridgewater vs. Miami, Fla., 2013
- 336 Chris Redman vs. Marshall, 1998
- 321 Dave Ragone vs. Colorado State, 2000
- 314 Chris Redman at Boise State, 1999
- 311 Brian Brohm vs. Wake Forest, 2006
- 300 Kyle Bolin vs. Georgia, 2014

#### Best Completion Percentage

- .778 Teddy Bridgewater vs. Miami, Fla. (35-45), 2013
- .706 Brian Brohm vs. Wake Forest (24-34), 2006
- .693 Stefan LeFors vs. Boise State (18-26), 2004
- .679 Dave Ragone vs. Brigham Young (19-28), 2001
- .654 Stefan LeFors vs. Miami, Ohio (17-26), 2003

### Longest Pass Completions

- 70 Browning Nagle to Latrell Ware (TD) vs. Alabama, 1990
- 67 Browning Nagle to Fred Jones vs. Alabama, 1990
- 58 Dave Ragone to Damien Dorsey (TD) vs. Colorado State, 2000
- 56 Lamar Jackson to Cole Hikutini vs. Texas A&M, 2015
- 56 Stefan LeFors to J.R. Russell vs. Miami, Ohio, 2003
- 54 Chris Redman to Arnold Jackson (TD) at Boise State, 1999
- 53 Lamar Jackson to James Quick vs. Louisiana State, 2016
- 53 Teddy Bridgewater to Josh Bellamy vs. North Carolina State, 2011
- 50 Brian Brohm to Harry Douglas vs. Wake Forest, 2006

### RECEIVING

#### Most Receptions

- 10 Harry Douglas vs. Wake Forest, 2006
- 10 Deion Branch vs. Colorado State, 2000
- 9 DeVante Parker vs. Miami, Fla., 2013
- 9 Arnold Jackson at Boise State, 1999
- 8 DeVante Parker vs. Georgia, 2014
- 8 Lavell Boyd vs. Marshall, 1998
- 8 Arnold Jackson vs. Marshall, 1998
- 8 Charles Sheffield vs. Marshall, 1998
- 8 Ralph Dawkins vs. Michigan State, 1993

#### Most Yards Receiving

- 170 Deion Branch vs. Colorado State, 2000
- 165 Harry Douglas vs. Wake Forest, 2006
- 144 J.R. Russell vs. Miami, Ohio, 2003
- 142 DeVante Parker vs. Miami, Fla., 2013
- 120 DeVante Parker vs. Georgia, 2014

#### Most Touchdowns Receiving

- 3 J.R. Russell vs. Miami, Ohio, 2003
- 2 Anthony Cummings vs. Alabama, 1990
- 2 Ed Young vs. Drake, 1957

### ALL-PURPOSE YARDS

- 226 Lamar Jackson (226 Rush) vs. Texas A&M, 2015
- 184 Harry Douglas (65 Rush, 119 KOR) vs. Boise State,
- 176 Zek Parker (1 Rush, 6 Rec., 169 KOR) at Boise State, 1
- 170 Deion Branch (170 Rec.) vs. Colorado State, 2000
- 165 Jeremy Wright (31 Rush, 134 KOR) vs. Southern Mississippi, 2010

### TOTAL OFFENSE

- 471 Teddy Bridgewater (447 Pass, 24 Rush) vs. Miami, Fla., 2013
- 453 Lamar Jackson (227 Pass, 226 Rush) vs. Texas A&M, 2015
- 431 Browning Nagle (451 Pass, -20 Rush) vs. Alabama, 1990
- 340 Dave Ragone (321 Pass, 19 Rush) vs. Colorado State, 2000
- 314 Brian Brohm (311 Pass, 3 Rush) vs. Wake Forest, 2006

### SCORING

- 20 Leroy Collins vs. Marshall, 1998
- 18 J.R. Russell vs. Miami, Ohio, 2003
- 16 Ed Young vs. Drake, 1957
- 12 Lamar Jackson vs. Texas A&M, 2015
- 12 John Wallace vs. Miami, Fla., 2013
- 12 Anthony Allen vs. Wake Forest, 2006
- 12 Anthony Cummings vs. Alabama, 1990
- 12 Kevin Miller vs. Long Beach State, 1977
- 12 John Madeya vs. Long Beach State, 1970



### KICKOFF RETURNS

#### Most Kickoff Returns

- 6 Broderick Clark vs. Miami, Ohio, 2003
- 5 James Quick vs. Georgia, 2014
- 5 Harry Douglas vs. Boise State, 2004
- 5 Broderick Clark vs. Marshall, 2002
- 5 Zek Parker at Boise State, 1999

#### Most Kickoff Return Yards

- 169 Zek Parker at Boise State, 1999
- 134 Jeremy Wright vs. Southern Mississippi, 2010
- 119 Harry Douglas vs. Boise State, 2004
- 104 James Quick vs. Georgia, 2014
- 103 Zek Parker vs. Brigham Young, 2001

#### Longest Kickoff Returns

- 95 Jeremy Wright (TD) vs. S. Mississippi, 2010
- 91 Zek Parker (TD) at Boise State, 1999
- 80 Zek Parker vs. Brigham Young, 2001

### PUNT RETURNS

#### Most Returns

- 6 Joey Smith vs. Alabama, 1990
- 4 Montrell Jones vs. Boise State, 2004
- 3 Jaire Alexander vs. Texas A&M, 2015
- 3 Montrell Jones vs. Virginia Tech, 2005
- 2 Robert Haskins vs. Marshall, 2002 GMAC

#### Longest Punt Returns

- 60 Kevin Miller (TD) vs. Louisiana Tech, 1977
- 32 Jaire Alexander vs. Texas A&M, 2015
- 26 Montrell Jones vs. Virginia Tech, 2005
- 25 Aaron Bailey vs. Michigan State, 1993
- 18 Montrell Jones vs. Boise State, 2004

### PUNTING

#### Most Punts

- 8 Mason King (404 yards) vs. LSU, 2016
- 8 Rich Pennella (304 yards) vs. La. Tech, 1977
- 8 Scott Marcus (314 yards) vs. Long Beach, 1970
- 7 Chris Philpott (272 yards) vs. S. Mississippi, 2010
- 7 Nate Smith (306 yards) vs. Marshall, 2002

#### Most Punting Yards

- 404 Mason King (8 punts) vs. LSU, 2016
- 314 Scott Marcus (8 punts) vs. Long Beach, 1970
- 306 Nate Smith (7 punts) vs. Marshall, 2002
- 304 Rich Pennella (8 punts) vs. Louisiana Tech, 1977
- 272 Chris Philpott (7 punts) vs. S. Mississippi, 2010

#### Best Punting Average

- 50.5 Mason King (8 for 404) vs. LSU, 2016
- 49.3 Jeremy Borseth (4 for 197) vs. Marshall, 1998
- 46.3 Todd Flannery (4 for 185) vs. Virginia Tech, 2005
- 45.0 Rich Benjamin (1 for 45) vs. Miami, Fla., 2013
- 43.7 Nate Smith (7 for 306) vs. Marshall, 2002

### FIELD GOALS

#### Most Field Goal Made

- 3 Blanton Creque vs. Louisiana State, 2016
- 3 John Wallace vs. Miami, Fla., 2013

#### Longest Field Goal Made

- 47 Blanton Creque vs. LSU, 2016
- 43 John Wallace vs. Miami, Fla., 2013
- 42 John Wallace vs. Miami, Fla., 2013
- 41 Art Carmody vs. Wake Forest, 2006
- 40 Jon Hilbert at Boise State, 1999

### INTERCEPTIONS

#### Most Interceptions

- 1 By many; most recent Zykiesis Cannon vs. Louisiana State, 2016

#### Longest Interception Returns

- 65 Joe Welch (TD) vs. Long Beach State, 1970
- 43 J.T. Haskins vs. Marshall, 2002
- 38 Terrell Floyd (TD) vs. Florida, 2012
- 28 Curry Burns vs. Brigham Young, 2001
- 24 Olante Watson vs. Michigan State, 1993



# University of Louisville Football Clippings

**Date:** Aug. 23, 2017

**Publication:** Courier-Journal, Jeff Greer

**Title:** ESPN's Kirk Herbstreit has 'very, very high expectations' for Lamar Jackson's encore year

Kirk Herbstreit didn't mince his words on a teleconference with reporters on Wednesday.

ESPN's lead college football analyst said it feels as if Lamar Jackson, the Heisman Trophy-winning quarterback for Louisville, has almost been forgotten a few months after taking home the game's most prestigious award.

"He is still playing this year, huh?" Herbstreit joked. "I haven't really had a chance to talk much (about Jackson) — until today. It's as if Louisville isn't playing this year, and Lamar Jackson, I didn't know if he went to the NFL or if he is back. Turns out he is."

Jackson threw for 3,543 yards and ran for 1,571 more and accounted for 51 U of L touchdowns last season en route to becoming the Cards' first Heisman winner.

Entering this season, the 6-foot-3-inch junior has been given the fourth-best odds to win the Heisman (again) by at least one Vegas oddsmaker. That would be quite the feat for U of L's signal caller; Ohio State's Archie Griffin is the only player to repeat as the Heisman winner.

But Jackson has also been left off some preseason media lists of the nation's top players, with some opposing coaches and NFL scouts questioning his quarterbacking skills and his potential as a pro prospect.

That pushback prompted its own pushback that Jackson is unappreciated as a returning star.

Jackson shrugged off questions about media lists earlier this month, saying he wasn't on preseason lists of top players last year, either. So did U of L coach Bobby Petrino, who said it was important for his quarterback to focus on his preseason work.

"I don't know if I've ever seen a guy have a year like he enjoyed," Herbstreit said, "and almost be forgotten by the masses the following year."

The biggest key to Jackson having another big season, Herbstreit said, will be Louisville improving in the areas that led to a late-season swoon.

The Cards struggled with penalties, sacks and turnovers, particularly in the final three games of the year, all losses. And Jackson completed just 56.2

percent of his passes and took responsibility for some of the sacks and turnovers that hurt the Cards.

But Herbstreit said he couldn't shake the images from Jackson's national breakthrough, a dynamic performance in U of L's 63-20 win over Florida State with ESPN's "College GameDay" crew in attendance. Herbstreit, who is on the network's pregame show, also worked as an in-game analyst for ESPN's national broadcast of that game.

Jackson produced 362 total yards of offense and five touchdowns against the second-ranked Seminoles.

"Nobody does that to a Florida State defense," Herbstreit said. "... The notion that the guy can't throw — I don't know where it comes from. I have very, very high expectations for him to pick up where he left off."

**Date:** Aug. 23, 2017

**Publication:** Courier-Journal, Steve Jones

**Title:** Center Robbie Bell embraces mental aspects of the game

Before he came to the University of Louisville, Robbie Bell had never played center other than in little league and for about three days as a freshman in high school.

Since becoming a Cardinal last year, he's set out to go from a novice to an expert about the center position. He's learned enough fast enough that he's in line to be the Cards' new starting center.

"Last year I was just happy to be there, and I was working to make sure I got to stay on the travel squad," the redshirt freshman Bell said. "This year I really just try to make sure everybody knows where they're going and make sure I know what all is going on defensively and offensively and make sure everything gets right so that Lamar can go win another Heisman Trophy."

The 6-foot-5-inch, 305-pound Bell played tackle as a senior at Mill Creek High School in Georgia, but he said the Cards told him on the day he was offered a scholarship that he would be playing an interior position if he came to Louisville.

Bell committed to U of L, which was his first power-conference offer, not long after that day and said he's devoted much of his time since to film study to learn the mental aspects of playing center.

"I'm a pretty big guy, but I know I'm not a Mekhi Becton-sized guy, so I know I'm not going to be playing tackle," he said, referring to U of L's 6-7, 340-

pound freshman tackle. "I was fine with it and accepted it, and I knew ... I would have to know mentally what all was going on, that I'd have to be able to call out points and where everybody was going. ... So when I came in, I was like, I need to start learning everything."

Bell had never snapped before, but he said he learned the techniques of that fairly quickly. As a run-blocker, he thinks he has a knack for getting low and blowing defensive lineman off the ball.

In pass protection, it's the mental side that takes over, and he relies on his studies of defensive fronts, safety rotations and potential blitz locations.

"He's a smart guy," guard Kenny Thomas said. "He sees stuff we don't see. He makes some smart calls at the last second."

Assuming Bell starts against Purdue, which would be his very first playing time as a center, he'll be one of the few players in the history of college football to snap the ball to a reigning Heisman winner at quarterback.

"I watched (Jackson) all last year," Bell said, "but I never got to play with him, so it's really cool to know I'm playing with a Heisman Trophy winner who's going to be an NFL draft pick. It's really cool, really exciting."

Getting to play with a Heisman winner is one of the benefits of Bell's decision to come to U of L. After committing early in the process, Bell said, other power-conference schools, including Texas and Georgia Tech, started recruiting him. He never reciprocated the interest.

"I knew (Louisville) was the place for me," he said, "was the place that would give me the best opportunity to get on the field and one day, if I can, go to the league. It was an easy decision for me."

**Date:** Aug. 23, 2017

**Publication:** Courier-Journal, Steve Jones

**Title:** Leaner Kenny Thomas poised for key role on offensive line

After an offseason spent eating less, Kenny Thomas is ready for a season in which he'll likely be playing more than ever.

The University of Louisville junior is seeing the payoff for a spring and summer spent counting calories and staying on a committed workout schedule. He's now a leaner, faster player on the Cardinals' offensive

line and looks like a lock to be a starting guard when U of L opens against Purdue on Sept. 2.

On U of L's online roster, the 6-foot-6-inch Thomas is listed at 333 pounds, which is about what he weighed last season, but he said Wednesday that he actually weighs only 317 right now.

U of L coach Bobby Petrino said last month that Thomas had transformed his body and come to camp in "unbelievable shape," having lowered his body fat to 23 percent, which is "off the charts" for an offensive lineman. Thomas, who was a part-time starting tackle as a true freshman in 2015, then was a backup in 2016, said he was about 26 percent body fat last season.

Thomas said his stamina and strength are better than ever this preseason.

"It's a whole lot easier now, especially in practice," he said. "It's hot, and people are complaining and stuff. I'm looking around like, 'What are you all doing? It feels good out here.'"

Thomas said he was on a diet all spring. When he went out to dinner with teammates, and they ordered chicken wings, he got salmon and salad.

"They look at me like, 'Why are you eating that?'" he said. "I said, 'I've got to, man.'"

He also worked out every day this summer. He wasn't sure what his maximum on the bench press is now, but he guessed it's 50 pounds better than when he was a true freshman.

"I've just been grinding because I knew it was like my time, because I knew I was going to have to step up," he said.

Thomas said he was proud of himself when he reported to camp, was measured and saw he'd made a big change in his body composition.

"I was pretty surprised, like, 'Is this me?'" he said. "... It was like a big achievement because, dang, I was pretty heavy before, and now I got this low. It was exciting."

Thomas is projected to be one of three new starters on U of L's O-line this year. Though he played primarily at tackle in 2015, he said he feels more comfortable at guard. He said he enjoys the physical nature of competing against big interior defensive linemen, and he likes being in close communication on every play with center Robbie Bell and tackle Geron Christian.

He's got his body ready for a big season.

"I kind of worked for it," he said. "I know the offense, and it's just time to step up my game and be more game-ready when we prepare."

**Date:** Aug. 21, 2017

**Publication:** Courier-Journal, Steve Jones

**Title:** WR Jaylen Smith ready to step into spotlight

Jaylen Smith enters the 2017 season with a slightly bigger frame and preparing for potentially a much bigger role in the Louisville offense.

The junior is U of L's most experienced returning wide receiver and was a part-time starter during his first two seasons, but with the departures of top wideouts James Quick and Jamari Staples, Smith is now positioned to become the No. 1 wide receiver in U of L's high-powered offense.

Smith played behind Quick last year and made 27 catches for 599 yards and six touchdowns, including the late, winning score against Virginia. He made the most of his chances, finishing third in the FBS in average yards per catch (22.2) last season.

"As you go back through it," coach Bobby Petrino said, "I'm saying to myself that I should have gotten him the ball more, gotten him more opportunities."

This will be Smith's chance to get all he can handle. He's all but assured of being a starter and a likely top target of Heisman Trophy winner Lamar Jackson.

He said he looks forward to a chance to raise his personal profile nationally and within the Atlantic Coast Conference, but he believes helping the team win will accomplish that more effectively than stuffing stats on a less successful team.

"All of that is good to be a high-profile guy, being the man, but I just feel like if I take care of the little stuff, that'll happen automatically," he said. "It wouldn't have to be about me ... having 150 catches and we're 9-3. If I have 40 catches and we're 12-0, everyone will talk about, 'He's playing his role and doing his part.'"

It would be no surprise if Smith ends up with considerably more than 40 catches. Collectively between Quick, Staples and tight end Cole Hikutini, U of L lost 131 receptions, 2,052 receiving yards and 16 receiving TDs, and with Jackson said to have focused his offseason on become a more accurate, seasoned passer, the Cards might throw the ball more than ever.

"Jaylen is a gifted athlete, and we're expecting a lot out of him," co-offensive coordinator Lonnie Galloway said.

Already one of the bigger receivers on the team as an underclassman, the 6-foot-4, 220-pound Smith now is probably one of the bigger wideouts in the ACC, having added about eight pounds since last season. He's 15 pounds heavier than when he began at Louisville in 2015.

Smith missed all of spring ball after recovering from offseason surgery on a broken foot, but he has been 100 percent since July and feels his speed and mobility are back to top form.

"He's big and fast," Petrino said. "He came back off injury and gained some weight and has his weight back where it needs to be."

Smith's surgery for a partial Jones fracture on the outside of his right foot prevented him from running for 12 weeks, though he said he probably could have come back after six or seven had the season not been so far away and allowed him to have a slower, safer recovery.

While not being able to run all that time, Smith said he focused on strengthening his upper body, adding weight and improving his flexibility.

"I've gotten a lot stronger, but I feel like I can still move well," he said.

The added strength will most help Smith when he battles over smaller cornerbacks at the line of scrimmage.

"There are a few times you'll catch a defensive back who is pretty bulky, pretty big," he said, "but when you're a lot taller and a lot bigger, they have to guard you in a different way and take a different approach."

"You can't come up to me and press me, so now I have the ability to run and dictate what I want to do in my route. When they're in press, they can alter my route and alter what I want to do. When they're off, the game's in my hands."

Now an upperclassman, Smith said he enjoys being a vocal leader in a wide receivers room that he said sometimes has guys too timid to speak up.

"I have to bring the energy," he said. "Once I start talking, everybody starts talking a little bit. Sometimes I just talk to get them to talk."

However, Smith said, leading the way on the field is the most important role for a leader.



"I'm more of a 'Go out there and do it' type person," he said, "and so a lot of times I say, 'Don't do what I say; do what I do.'"

He'll probably do more than ever for Louisville this year.

**Date:** Aug. 18, 2017

**Publication:** Courier-Journal, Steve Jones

**Title:** Once forgotten, Cards' Jaire Alexander nears NFL stardom

Landis Alexander laughs as he recalls nearly hyperventilating with excitement while watching his son Jaire return a punt for a Louisville touchdown last season against Florida State.

Later in the same quarter, Jaire Alexander nearly a ran another punt back — he was tackled at FSU's 17-yard line — and it was almost too much for his dad to take.

"The second time, if he had actually scored, I may have actually needed an ambulance," Landis said.

Landis, who was his son's first coach when he was 7 years old and an ardent follower of Jaire's football career, said it was thrilling to see his son rise to stardom last season. And now, as Jaire prepares for a junior year in which the cornerback is regarded as an All-American candidate and potential first-round NFL draft pick, his overjoyed family is still trying to let it all sink in.

"We saw him being a good player, and I thought he would do well, but honestly I can't say we saw this much," Landis said. "I saw that he was going to be successful, but it's just overwhelming sometimes to think, 'That's our son on TV, our son in these pictures.' It's amazing. You hear the term 'surreal' all the time, but there's no other way to even phrase it. It is surreal."

Though his rise has been rapid, Jaire Alexander said he's not letting it get to his head or affect his motivation to keep improving as the Cardinals prep for the 2017 season.

"The thought of it is pretty exciting; I'm not going to lie," said Alexander, a former three-star prospect from Charlotte, North Carolina, who was ranked only the No. 68 cornerback in the 2015 high school class by Rivals.com. "The thought of everything, the hype, the publicity. But that's not where I started.

"I started here," he said, holding his hand even with the table where he was seated at ACC media days last month.

"The publicity put me here," he said, moving his hand up level with his head.

"But I'd rather stay here, stay on this level," he said, bringing it back down to the original, lower point. "Stay grounded, stay humble. That way I can just continue to grind. ... Complacency is like the closest thing to the devil."

The 5-foot-11-inch, 195-pound Alexander ran a U of L-best 4.32-second 40-yard dash on the track during the spring, and coach Bobby Petrino guessed last month that Alexander would beat Heisman Trophy-winning quarterback Lamar Jackson in a foot race.

A former standout wide receiver in high school, Alexander possesses ball skills. He also embraces physical play and doesn't shy from contact.

After recording five interceptions, nine pass breakups and 39 tackles in 2016, he is now a first-team preseason All-American, according to CBSSports.com. A potential early NFL draft entrant, he is ranked the No. 19 draft prospect in 2018 by ESPN guru Mel Kiper and No. 25 by Bleacher Report's Matt Miller, better early evaluations even than Jackson received from those analysts.

"He looks the part of an NFL corner," Miller said. "He's NFL-ready in terms of size, speed, technique. He's just a really solid player. Athletically and fundamentally, everyone is super excited about him. And not just as a corner, because he has some skills in the return game."

Landis Alexander praised his son and Jackson for remaining grounded amid the media discussing their NFL futures. Though the Alexanders have talked some about the NFL — "definitely a life-changing situation if that were to happen to him," Landis said — Jaire's father said if his son is not projected as a first- or second-round pick at the end of the season, he'll return to Louisville for his senior year.

Landis said an "overwhelming" number of financial advisers, agents and other representatives have reached out hoping to introduce themselves and try to establish a relationship on the chances that Jaire will turn pro.

"It's a bit much," Landis said, calling it worse than college recruiting. "I don't want any distractions for the season, and we forbade anyone to even make contact with him. He still has to play. If he doesn't

have a good season, then none of that stuff even matters."

Landis said his family is fine financially and will be even if his son never plays in the NFL, though some comments from Jaire at the ACC media days would suggest that he is driven to succeed at least in part by having experienced tougher times when he was a boy.

Jaire talked about having to move multiple times when he was young. His dad said there were occasions when financial difficulties forced them to move in with Jaire's grandmother or other relatives and that Jaire had to switch schools.

Since he's gotten to U of L, Landis believes, Jaire has also been driven by some of the recruiting slights he received while in high school.

He received no scholarship offers from any of the power-conference teams in North Carolina, even though he was one of that state's most productive two-way players at Rocky River High School. Schools from the state now regularly appear on the Cards' schedule.

"He makes it a point to kind of give them the blues every time he plays them," Landis said. "He was really trying to show what they missed."

And Landis said he thinks his son is driven by the opportunity to help young people, including those facing physical challenges and disabilities. When Jaire was 3, his 8-month-old brother, Nadir, died from complications of Prune Belly Syndrome, a rare condition in which the baby was born without muscles in his abdomen.

Jaire recently got a tattoo on his arm of Nadir's infant handprints and footprints, taken from an imprint the hospital gave the family when he died. Landis has the same tattoo.

"He hurt a lot behind that," Landis said, "and he knows his brother wouldn't have been able to do the things he can do, so I think that hits home a lot when he does what he does."

**Date:** Aug. 17, 2017

**Publication:** Courier-Journal, Steve Jones

**Title:** 'Stunning' Papa John's Cardinal Stadium expansion still on pace, Tom Jurich says

With a crane operating high over his head, saws whizzing and hammers hammering, Louisville athletic director Tom Jurich said Thursday that progress on

the expansion of Papa John's Cardinal Stadium remains on pace as the 2017 season approaches.

"The magnitude of it is stunning," said Jurich, standing on the field near the goal line of the north end zone with five massive new concrete pillars covered in scaffolding and rising behind him.

Jurich said that barring any major weather obstacles, the \$63.25 million project, in which the north end zone will be enclosed with 10,000 new seats, will be done as planned for the first home game of 2018. Senior associate AD Mark Jurich, Tom's son who has headed up the stadium project, said the all work so far by Messer Construction has been on time and on budget.

The project will increase capacity to 65,000 and add 100,000 square feet of space to the adjoining Howard Schnellenberger team complex.

"I'm excited for our fans," Mark Jurich said. "I'm excited to know they participated in this being built, buying seats, buying tickets, (in order) to see this. It is just the next step the football program and the university are taking together."

Mark Jurich said Papa John's Cardinal Stadium will be one of the best venues in the country when the expansion is completed.

"Our fans are going to be right on top (of the action) and giving our players an atmosphere unlike anything they've experienced before," he said. Tom Jurich touted PJCS as having a chair back for every seat plus three large club areas, one of which is part of the expansion.

"I don't think any college in the country can compete with this as far as the uniqueness of it," he said.

For fans who have not been by the stadium since last November's final home game, the visual changes will be stark.

The five concrete pillars, which will become the backbone of the new seating structure and support for the corner video boards, are quite a sight, obscuring the view of the Schnellenberger complex and making it easier to imagine what the place will look like once it's bowled in. The grassy area that led from the Schnellenberger building down to the field is now gone and leveled, eventually to be the site of 12 field-level suites.

In addition, much of the steel framework for the team complex expansion has been built. The grassy spot between the stadium and the practice fields where ESPN had its "College GameDay" set before the

Florida State game last year is now a construction site.

More precast concrete work on the interior bowl will continue during the season with the crews working around home games. Work on the team complex will increase after the football season ends when the team is not there every day.

Mark Jurich said the construction will have little to no effect on fans' experience on game days this season as far as parking, tailgating and coming and going from the stadium. He also said U of L's intention is to preserve as much of the game-day tradition and atmosphere as possible.

Here are a few more details:

► Mark Jurich said he thinks U of L has decided on a good spot — though he didn't announce where — for the beloved Johnny Unitas statue, which previously sat behind the north end zone in the middle of what became the primary construction site.

Jurich said the statue will be in place by the first home game this season, Sept. 16 against Clemson.

"Johnny U. will continue to have perfect attendance" at Louisville home games, Jurich said with a smile, adding that fans will enjoy the new spot.

► One limitation caused by the construction: There will be no video board, or even a scoreboard, in the north end zone. The old one atop the Schnellenberger complex has been removed, and moving temporary scoreboards in and out might have inhibited or delayed primary construction.

There will be a temporary play clock in the north end zone, but there will be no game clock or scoreboard, meaning that the team facing north won't be able to look head-on at a game clock.

The video board over the terrace in the south end now has enhanced speakers that will handle all of the sound coming into the stadium.

When the project is finished, there will be two new giant video boards, elevated in the northeast and northwest corners and flanking the new seating structure, giving the stadium three video boards in all.

► Mark Jurich said U of L's team will still enter the stadium and run onto the field through the north end zone. A ramp or clearance from the Schnellenberger complex will be created before the first game for the team to move across.

The train whistle that blares after U of L touchdowns will be moved but still be in use.

**Date:** Aug. 15, 2017

**Publication:** Courier-Journal, Tim Sullivan

**Title:** What if Lamar Jackson is better?

Lamar Jackson came onto the scene like a comet. He is unlikely to vanish quite as quickly.

Having ended his Heisman Trophy season with a resounding thud — with three straight losses and a touchdown-free finish in the Citrus Bowl — the University of Louisville quarterback enters his junior year as a source of suspicion, as a wellspring of doubt, as an athlete whose enormous gifts come with a caveat. Is Jackson all that he seemed in September, when he shredded college defenses like so much confetti, or did the flaws that surfaced late in the season reveal a raw talent in need of refinement? Is he sold short by mock drafts that rate him as the fourth-or-fifth-best college quarterback? Is his football future at some other position?

Or — here's a thought — what if the 2016 Lamar Jackson was just a preview of coming attractions? What if the quantum leap he made as a U of L sophomore is followed by forward strides of similar length? What if the player who produced 5,114 yards of total offense and 51 touchdowns last year did so mostly on instinct and has since gained real insight?

What if Lamar Jackson is just now finding his footing in college football?

Imagine how much havoc such a man might wreak.

Oh, my.

"I think he's at the point where he's getting it," U of L quarterback coach Nick Petrino said. "You can kind of see it in the meetings that we have. We'd bring up something last year and it would take him a second, take him a second and he'd finally get it. Now I ask him and, bam, it's there."

What Jackson was able to accomplish as a freshman with only a superficial grasp of U of L's offense made him a starter and, in short order, a star. Anyone who witnessed his superlative showing in the 2015 Music City Bowl had to think they were watching a special talent at an early stage of his development. Anyone who saw Jackson last September had to know he had grown into greatness.

Yet despite his gaudy statistics and a jaw-dropping highlight reel, Jackson was still more of a prodigy than a finished product in 2016. His completion



percentage (56.2) was diminished by bouts of inaccuracy caused by inconsistent throwing technique. His decision-making was sometimes impetuous rather than prudent, most notably on his reckless, game-changing fumble in the closing minutes against Kentucky. Undermined by porous pass protection, Jackson showed a tendency to take ill-advised chances under pressure instead of waiting for a better opportunity.

"Some of the sacks I took," he acknowledged, "I should have thrown (the ball) away."

The Heisman Trophy notwithstanding, some of these nits were worth picking.

"A big part of it when he wasn't accurate was him not being on line and really stepping into where he was throwing," Nick Petrino said. "A lot of times his feet would be off line and he wouldn't be accurate. Now he's more under control, relaxed in the pocket, closed in the shoulder, being completely on line."

Jackson's accuracy and judgment issues have contributed to the recent decline in his stock, to the widespread skepticism regarding his pro prospects and to the anointing of USC quarterback Sam Darnold as this year's Heisman front-runner. The burden of proof Jackson now bears is reflected by online oddsmaker Bovada.com's over-under propositions for his 2017 season. In all four categories – passing yards, passing touchdowns, rushing yards and rushing touchdowns – Bovada set Jackson's bar lower than his actual numbers from last fall. Though college players typically progress between their sophomore and junior years, the bookies are banking on slippage.

For his part, Jackson is anticipating improvement. U of L head coach Bobby Petrino says the reigning Heisman winner is more accurate than he was last season, citing an 80 percent completion mark in a recent practice, and the coach's opinion was seconded by Cardinals' tight end Charles Standberry.

"He's gotten a lot better than last year," Standberry said of Jackson. "Physically, he's gotten a lot stronger. A lot more accurate. All of his passes are a lot more accurate. He was accurate last year, but he's a lot better this year."

Jackson says this is partly a product of better throwing mechanics and partly the result of a higher level of football comprehension.

"It's a lot easier," Jackson said. "I'm seeing a lot of the things I didn't see last year. ... I'm Looking at the defense now, knowing where my check-downs are, knowing where to go with the ball, different blitzes

coming at you. Stuff like that. I knew a little bit last year, but I know a lot more now."

Lamar Jackson was plenty dangerous with a little knowledge. The next stop on his learning curve would be lethal.

**Date:** Aug. 15, 2017

**Publication:** Yahoo Sports, Pat Forde

**Title:** Lamar Jackson's Heisman Trophy is back home in South Florida

LOUISVILLE, Ky. – Lamar Jackson's Heisman Trophy is back home in South Florida.

Somewhere.

"Unmarked location," the Louisville quarterback said with a chuckle, sitting in a meeting room in the Cardinals' football facility last week.

Good strategy, Lamar. Reveal nothing. Because at this rate you can't blame Jackson for wondering whether Heisman voters and college football analysts might try to retroactively take it back from him.

The familiar, build-them-up-to-tear-them-down machinery of American sports is running full-throttle right now on the native of Pompano Beach, Fla. The darling fresh face of 2016 is now the deconstructed known commodity of 2017.

Last month Fox Sports analyst Joel Klatt listed the top five quarterbacks in the nation, and Jackson wasn't among them. Bruce Feldman of Sports Illustrated ranked his top five 2017 Heisman candidates and didn't include him. Oddsmaker Bovada currently slots Jackson as the co-fourth choice, behind USC's Sam Darnold, Penn State's Saquon Barkley and Oklahoma's Baker Mayfield, and tied with Ohio State's J.T. Barrett. An anonymous ACC coach told Sports Illustrated last January that Jackson has "no shot" at being an NFL quarterback.

Has there ever been a more maligned, doubted and dismissed returning Heisman winner? Has a season spent producing 51 touchdowns and 5,000 total yards ever had less carryover buzz? Has a 3,500-yard passer who recorded a top 25 national pass-efficiency rating, without playing in a gimmick offense, ever been more widely questioned as an NFL quarterback prospect?

Johnny Manziel and Jameis Winston were not overly popular defending Heisman winners, but that was due to off-field issues. Jackson has none of those, to the best of anyone's knowledge. He collected 79.5 percent of the Heisman vote, sixth-highest

percentage in the last 50 years, yet all that support seems to have disappeared.

"It's a little bit comical," said Louisville coach Bobby Petrino, not looking at all amused by the comedy. "What Lamar did last year, I'm not sure we'll see again."

Petrino recited the statistics, which included breaking NFL star Philip Rivers' Atlantic Coast Conference record for total offense yards per game, and the ACC mark for total touchdowns. But the coach also knows where much of the Jackson doubting originates.

"We didn't finish like we wanted to," Petrino said.

That's the biggest factor in this Jackson revisionism, with a late slide smudging memories of 819 total yards and eight TDs against Florida State and Clemson. In a sport that is overly influenced by what you did at the end of the previous season, Jackson spent the final three games besieged, bewildered, secretly injured and soundly defeated.

Louisville plummeted out of College Football Playoff contention with season-ending upset losses to Houston and Kentucky, then was trounced in the Citrus Bowl by LSU. In those games, Jackson was sacked 22 times, had four turnovers against the arch-rival Wildcats and completed less than 50 percent of his passes.

Jackson suffered a turf toe injury early in the Kentucky game, and he said it affected him all the way through spring practice and into May. But the biggest late-season problem was the combination of a collapsing offensive line and Jackson's difficulties deciphering defenses.

While Jackson was stumbling, Deshaun Watson, Darnold and Mayfield were finishing their seasons with big numbers and big wins. And by January everyone wanted a Heisman refund.

Ask Jackson about going from dazzling to disrespected and he just smiles and shrugs.

"I wasn't on the Heisman list last year [in August], either," he said.

As Petrino pointed out, this year's Lamar Jackson model may not produce the staggering statistics of 2016. That's because the Louisville backs and receivers could be more reliable, after he had to do virtually everything himself last year. (For a comparison of supporting casts, consider that Clemson's Watson had five offensive teammates on the all-ACC first team, while Jackson had zero.)

But this year's Jackson could still be better than last year's, even if the numbers aren't as ridiculous. The potential areas of improvement:

A greater grasp of opposing defenses.

Jackson's reaction when watching video from 2016: "It's embarrassing sometimes. I get mad when I see sacks and stuff like that. A lot of that was on me."

Confusion reading coverages sometimes led to Jackson holding the ball too long, as he struggled finding second options or realizing that a play was a bust and throwing the ball away. So the coach Jackson calls "The Mastermind" worked with his quarterback on reads – specifically safeties and linebackers – during the off-season and spring practice.

Petrino is seeing tangible progress. It made his day recently in fall camp when Jackson corrected a receiver's choice on an option route, correctly pointing out that he should have broken the route inside instead of outside.

"His knowledge is way ahead of where it was," Petrino said.

A better offensive line.

After watching Jackson run for his life against Houston and LSU, ESPN analyst Cole Cubelic went the opposite direction of many of his peers. He became *more* impressed by Jackson.

"Lamar Jackson winning the Heisman behind that offensive line might be the most impressive accomplishment I've seen in college football," said Cubelic, a former Auburn offensive lineman whose Twitter breakdowns of line play have drawn a large following.

Petrino made an important staff change at that position. Chris Klenakis was moved to coaching tight ends, and Mike Summers returned to the fold from Florida. Summers coached some high-quality offensive lines during Petrino's first stint at Louisville, from 2003-06.

If Jackson spends less time on his backside (a whopping 46 sacks in 2016) or sprinting away from unblocked rushers, it stands to reason he will spend more time completing passes or running to daylight.

Improved mechanics.

Jackson's occasional lapses in accuracy can often be traced to simple details, like the location of his right leg and the angle of his right arm. Petrino, a master

at coaching the small physical tools of quarterbacking, focused on cleaning up those areas.

He wants Jackson's right leg under his right hip, not splayed out behind the QB's body. And he focused on Jackson's delivery, reinforcing an over-the-top motion instead of dropping to a side-arm style.

"He's really improved on getting on top of the ball," Petrino said. "He takes pride in it now."

When the mechanics are right, the ball is on the money. And that's one reason why Petrino chafes at the notion that Jackson is a long-shot NFL quarterback prospect who may need to switch positions.

"He definitely can play [quarterback in the NFL]," said Petrino, who spent three seasons in the NFL as an offensive coordinator and one as a head coach. "No question about it. Take his running game and throw it away and he can still play in the NFL."

"He can make all the throws: go route, post, corner, he can stick the in cut, he can throw the deep out. All the dynamic highlight plays they show are him running the football, but you sit down and study his video, he can really throw it."

That pure throwing ability first caught Petrino's eye during Jackson's second practice ever at Louisville as a freshman. He saw the 18-year-old snap his wrist, Vick-like, and fire off one high-velocity ball after another.

"We watched that and right away said, 'Woooo, we've got something here,' " Petrino recalled.

So the raw ability to throw is not a concern. And the knowledge of the position is improving. According to one NFL scout, the greatest concern may be Jackson's slight physique. In a league where many of the top quarterbacks are at least 225 pounds, Jackson needs to bulk up.

"I think he's already shown that he can be drafted based off the Clemson game," the scout said, referring to Jackson's 457 total yards against the eventual national champions. "They're going to worry about his size. Can he hold up? Is he big enough? He's a slimmer build. He has physical talent, drive and ability to play in big games. Teams want to see how much does he really weigh."

The answer, according to Jackson, is 212 pounds. That's up at least 10 from last year, and the weight is needed to withstand the hits he took while running the ball 260 times in 2016.

Jackson's NFL readiness will be hotly debated throughout the upcoming season. Just don't expect him to be part of the debate.

"I can't say nothing," Jackson said. "You can't worry about that. I'm not in the NFL. I'm playing quarterback at Louisville."

He played it at a Heisman-winning level last year. But Lamar Jackson somehow still has a lot to prove to a nation that seems to have forgotten how good he was.

**Date:** Aug. 1, 2017

**Publication:** Courier-Journal, Steve Jones

**Title:** Trevon Young, the 'Wolverine,' heals from devastating hip injury

When Trevon Young was 4 years old, he went out in the street and was run over by a car.

He suffered only a scrape and spent one night in the hospital as a precaution.

After Young's first season as a defensive end for the Louisville football team in 2014, he had surgery to repair a bulging disk in his back.

He quickly returned to full strength and had a breakout season in 2015.

"He tells me, 'Don't worry, Mom, I'm Wolverine,'" Young's mother, Regina, said, referring to the X-Men comic-book hero whose super power is the ability to heal from any injury.

Trevon Young, now close to pulling off his greatest feat of strength and recovery, recently joked again and made the Wolverine reference to his mom.

"This kid, he heals like no other," she said.

After a devastating hip injury suffered in the 2015 Music City Bowl threatened his football career and forced him to miss all of last season, Young was back on the field Monday for the first day of practice.

Should Young, who also had a second hip operation last summer to fix lingering discomfort, experience no setbacks this month, he almost certainly will be a starter and key player for the U of L defense when it faces Purdue on Sept. 2.

"It's just amazing to think about a year ago, he was laying in a bed with a big cut down his hip," his mother said. "Now he's up, and when he was home (in May) he was slam-dunking on his brother. It's so exciting to see him back to his normal self."



Trevon Young's parents, who are from Des Moines, Iowa, were at the Music City Bowl in Nashville two seasons ago when he was hurt early in the game against Texas A&M. It happened in non-contact fashion as Trevon Young was planting and turning.

Regina Young was watching the ball and didn't see her son go down. She noticed one of Louisville's players was on the ground with an injury and people huddled around him, but she didn't know which one. She began to get a flood of text messages from people who were watching the game on TV and could see it was Trevon.

"(The texts) said, 'Oh, my god,' or 'We're praying for him,'" Regina Young said. "I was like, 'What happened?!' I missed the whole thing."

Regina Young was able to make her way down on the field and met Trevon, who had been placed on his side and carted off.

"He was all bent, he couldn't straighten his hip, he couldn't lay flat on his back, and there was panic in his eyes" she said. "I was crushed. I'm a mom. My heart was broke, and it still makes me sad to think about it."

Trevon Young said Monday — the first time he'd spoken to the media since fracturing and dislocating his left hip — that the play feels like a blur as he tries to remember it. He said he experienced pain "that I can't even describe."

"I don't like to think about it, honestly," he said.

Regina Young said her biggest concern after the injury was Trevon's frame of mind. Though the surgeon in Nashville said a full recovery was very possible and U of L's coaching and training staff were optimistic and encouraging, there was still a lingering concern that he might never play again because the healing process would be so long.

Trevon Young admitted that early in the process he also had doubts about if he'd play again.

"At that point, I didn't care if he played again or not," his mom said. "I just wanted him healthy again, and I didn't want him sad. He went through quite a bit of sadness, and now he's feeling like he's on top of the world knowing he's going to be playing (this season) and who knows, maybe will be playing after college."

Young was riding high in 2015 before the injury, establishing himself as one of the ACC's best pass rushers.

He was second on the team and seventh in the ACC with 8.5 sacks, including eight that came during a three-game run in which he was twice named the league's defensive lineman of the week.

Regina Young said that Trevon was at least somewhat considering turning pro after the bowl game.

"We were over the moon (during the regular season)," she said. "We were like, 'What? This isn't real. There's a possibility he could actually go to the NFL.' ... It was a great feeling."

"Then it was like your balloon got popped after the bowl game."

The balloon is filling up again.

Regina Young said that although she believed her son would play again, she was skeptical that he could ever get back to the level he was in 2015. By all accounts, however, he is just about there.

Trevon Young said he feels stronger than ever. He said the speed of his cuts and first step are a little slower than they used to be, but he expects it will all come back with practice.

Young said he thinks he and opposite-side outside linebacker James Hearn could be the "best pass-rushing duo in the country."

"Wow, (Young) looked good," Coach Bobby Petrino said after Monday's practice. "It's great to see that. I'm just really proud of him and happy for him. He still can really get off on the count, on the ball, on the movement. He's a really good pass rusher."

The doctor in Nashville said that Young's general strength and fitness as a young athlete were key to his recovery. He said Young's surgery took longer than any similar one he'd performed because Young had so much muscle mass that he had to work around.

"He looks like the old Trevon," Regina Young said. "The doctor said that if it was any of us, we'd still be hobbling around."

Young redshirted last year, using his season off to concentrate on school work. He earned a bachelor's degree in communications in May and is now working toward a second degree.

Considering the academic achievement and the mental growth of her son in the past year, Regina Young said some silver linings can be found from her son's injury.

"It's tough, and it's never fun to watch your teammates go out there and play (with you on the sideline)," Trevon Young said. "But I feel like I learned a lot and grew a lot as a person from having to sit out and go through what I went through. It was worth it."

Regina Young plans to be at the Purdue game in Indianapolis on Sept. 2, and she said she expects to feel an "overflow" of emotions when her son takes the field.

"I'm so proud of that kid for staying in there and fighting and putting everything he can on the line," she said. "... He never gives up."

**Date:** July 26, 2017

**Publication:** Courier-Journal, Steve Jones

**Title:** Bobby Petrino details progress of Louisville's top offensive linemen

Louisville coach Bobby Petrino said he was pleased with the development during and since spring of his offensive linemen, who are seeking to improve on a 2016 season in which the Cardinals were last in the country in sack yards allowed.

Petrino said he expects U of L's two returning starters – junior tackles Geron Christian and Lukayus McNeil – "to have a really good year."

Petrino called Christian a "tremendous talent" and said he could be tried at multiple positions. Entering his third year as a starter, Christian has so far played exclusively at U of L's "quickside" tackle, or the side without an attached tight end. U of L routinely swaps the sides their guards and tackles line up based on the play call.

As for McNeil, the coach said his gains in the weight room were evident when he bench-pressed 400 pounds this week, up from only 225 when he enrolled at U of L in 2014.

"He's worked extremely hard, is tough, physical," Petrino said, adding that McNeil now needs to improve his mental concentration on every play.

Petrino said junior Kenny Thomas, a primary backup last year who was one of the No. 1 guards all spring, looks positioned to be a full-time starter for the first time, has transformed his body and is now in "unbelievable shape."

Thomas, who's listed at 6-foot-6, 322 pounds in the media guide, is down to 22 percent body fat, which

for an offensive lineman is "off the charts," Petrino said.

"He's gotten himself in a position where he really wants to have a great year," the coach said.

Redshirt freshman center Robbie Bell, who is vying to replace departed senior Tobijah Hughley, started the spring game and would figure to begin fall camp playing primarily with the first team, though Nathan Scheler remains in competition.

Petrino said Bell did a good job in the spring game with the exception of two poor snaps. He said Bell gives the Cards a "little more thump" in the running game and has a good understanding of U of L's pass protections.

Petrino said true freshman Cole Bentley, who enrolled in January, performed well after being elevated to a No. 1 guard at the end of spring ball, though the coach wants to see competition for that position this fall.

He said Bentley, a former four-star recruit from Belfry High School, "carries himself different" and with more confidence now that he's been on campus for more than six months.

Bentley is one of five four-star offensive linemen the Cards signed in the 2017 class.

As he did at the recent ACC Kickoff, Petrino again singled out massive tackle Mekhi Becton as one of the newcomers who stands out. He's officially listed at 6-7, 340, but Petrino said he's 6-8, 345.

Petrino said the staff had assumed it needed to get Becton's weight down until recent testing revealed he has only 25 percent body fat.

"He's huge," the coach said. "He walks in the room with those other guys, and you think those other guys are little. ... He's agile, strong, comes in a very strong man."

"He needs to compete, rotate in there and make somebody else get better or take their job. That would be important and something that could really help us."

**Date:** July 26, 2017

**Publication:** Courier-Journal, Steve Jones

**Title:** Under new rules, Bobby Petrino's Cards adjust to early start to fall camp

As Louisville coach Bobby Petrino put it, the Cardinals "kind of" started fall camp on Wednesday, a soft

report date that's a week earlier than usual and the reflection of new rules governing preseason college football practices.

Because the NCAA eliminated double-practice days, or so-called two-a-days, while maintaining the same total number of preseason practices, the length of camp has been stretched to start at the end of July – five weeks before U of L's Sept. 2 opener against Purdue.

Wednesday was the first day schools were permitted to start camp – and players have reported – but Petrino opted to wait until Monday to have the first practice so that the Cardinals could have one more weekend off before the longer-than-ever preseason grind begins.

"It's been a challenge to figure out how to do it," Petrino said. "... I didn't want to practice too long before the first game. In the old days, you had three weeks before the first game with two weeks of two-a-days or three-a-days, then school, then play. Then it became four weeks. And now basically it's five.

"It's a long time to go against yourself, and you have to make sure we don't leave it on the practice field (before games begin)."

Petrino said he has no problem with the elimination of two-a-days so long as the team gets the same amount of total practice time.

He said years ago, when two-a-days were so ubiquitous, true freshmen and junior-college transfers who weren't used to major-college training would break down and get so sore that they missed multiple practices anyway.

"If they didn't have two-a-days, they would have been healthy and ready to go," he said.

But Petrino did lament that with the elimination of two-a-days, "We're getting soft."

He clarified that he wasn't referring to widespread concerns about the number of collisions in football and the danger of concussions, only about the mental and physical toughness needed to prepare for a hard, physical game.

Petrino said Monday's 4 p.m. practice will be the only one during fall camp open to the public, and it will feature the entire roster practicing together. After that, U of L will separate veterans and newcomers for daily practices for three days.

Petrino said divvying up who practices with the vets and newcomers isn't always clear because U of L's

July summer class session is still ongoing. There will be older players who will have to practice with the younger players and vice versa.

"I think that's one thing when they make all these rules and they make the change, they really don't understand is, that we're in summer school until Aug. 8," Petrino said. "So we're having to balance practice, meetings and camp but also preparing for finals for summer school classes."

Petrino said for that reason, U of L will have some days where it doesn't have evening team meetings and that it will have some mandatory study halls.

**Date:** July 24, 2017

**Publication:** 247Sports.com, Christian Corona

**Title:** What Lamar Jackson has in store after Heisman-winning season

Lamar Jackson put up some mind-boggling numbers last year, especially in the first two months of the season, en route to winning the Heisman. What does he have for an encore?

Lamar Jackson has a tough act to follow.

In winning the Heisman Trophy last year, Jackson became the first player in FBS history with at least 3,500 passing yards, 1,500 rushing yards, 30 passing touchdowns and 20 rushing touchdowns in the same season. He was one of just three players in the country with 5,000 or more yards of total offense, the others being first-round NFL Draft picks Patrick Mahomes and Deshaun Watson. Jackson averaged 393.4 yards of total offense per game, the second-most in the country, behind only Mahomes (444.8) – more than 53 FBS teams – while his 51 total touchdowns were more than 78 FBS squads and more than the national team average of 48.7.

Jackson was one of only two players in the country last year to rack up at least 75 pass EPA (Expected Points Added) and 25 rush EPA, the other being Quinton Flowers. His 88.18 pass EPA was No. 39 in the nation while his 31.37 rush EPA was No. 16, giving him a total of 119.55 on the year – the 11th-most in the country, fifth-most among players coming back this year and second-most among returning Power 5 players, behind only Baker Mayfield (195.68).

Of course, Jackson won the Heisman mostly due to how he performed in the first two months of the season. The Cardinals were a Top 10 team in early November before ending the year with three straight defeats, non-conference losses to Houston and rival Kentucky before a Citrus Bowl loss to LSU. In his first nine games, Jackson threw for more than 300 yards



per game, ran for another 130-plus and scored a whopping 45 touchdowns – averaging an even five per game.

But Jackson found the end zone only six times in his last four contests – a total he topped three times in individual games before that stretch. He averaged only 295 total yards per game over his last four games, a 142.1-yard drop from his first nine contests. Jackson also averaged 14.33 total EPA in his first nine games (8.75 pass, 5.58 rush) but that mark drastically decreased to -1.05 (1.05 pass, -2.09 rush) in those last four games. In other words, according to this metric, Jackson was worth about 15.4 points less to Louisville in his last four contests than he was in his first nine games. Below is a table showing the difference in the numbers he put up in his first nine games and his last four, with per-play stats in parentheses.

Now Jackson takes aim at doing what only other has done – winning multiple Heisman Trophies. It's been 42 years since Ohio State's Archie Griffin won it in back-to-back years and Jackson will try to do the same this year. He's not the favorite – that burden falls on Sam Darnold's shoulders – but the numbers Jackson is projected to put up in 2017 would likely put him squarely in the Heisman conversation once again.

Using Euclidean distance to find the 100 seasons since 2000 most similar to the one Jackson just had, we can use how those players followed up those seasons to estimate how Jackson follow up his efforts last year. The analysis reveals a fascinating list of those who have put up the seasons most similar to Jackson's last year – Johnny Manziel's own Heisman-winning campaign in 2012 tops the list, with Dak Prescott's 2014 season, when Mississippi State spent five weeks as the nation's top-ranked team, checks in at No. 5. Colin Kaepernick's numbers in 2010 are No. 6, with Cam Newton's Heisman-winning season that same year at No. 8, followed by Tim Tebow's own Heisman-winning year in 2007 at No. 9 and Vince Young's magical national title-winning season in 2005 at No. 12.

For those who returned after having one of the 100 most similar seasons to Jackson last year, on average, they became more efficient passers across the board while their rushing numbers slipped. That group went from completing 62.9% of their passes, averaging 7.9 yards per pass and posting a 2.49 TD-INT ratio to connecting on 65.0% of their throws, averaging 8.1 yards per pass and putting up a collective 2.84 TD-INT ratio. But their yards per carry dipped from 4.6 to 4.1 and their rushing yards dropped from 768.9 to 514.0.

The average passing yards decreased as well, although almost entirely due to the group throwing much fewer passes from one year to the next. The number of touches the group had went from an average of 577.2 to 466.7 – a drop of 110.5 fewer plays per season, 71.3 fewer passes and 39.2 fewer carries. If Jackson's 2017 season follows that trend, it could mean he doesn't have to shoulder as much of the offensive load for Louisville after he threw or ran the ball on nearly 70% of their plays from scrimmage a year ago (69.6%, to be precise).

With that said, Jackson is still projected to put up some monster numbers this year (regular season only): 234.0/377.5 (62.0%), 3,053.2 pass yards (8.1 YPA), 25.4 TD, 8.8 INT, 1,170.1 rush yards (4.9 YPC), 14.5 rush TD. That means a total of 4,224.2 yards and 39.9 TD he's projected to put up this regular season.

Those are impressive numbers but nothing like the nearly 5,000 yards of total offense and 51 total touchdowns Jackson had last regular season. It's hard to expect anyone to do anything like that once, much less in back-to-back seasons, and one certainly shouldn't expect another 5,000 yards and 50 touchdowns this year. Jackson will need to play much more like he did in the first nine games of last season than in the final four. If he does, he could be holding up the Heisman once again.

**Date:** July 24, 2017

**Publication:** Courier-Journal, Steve Jones

**Title:** Louisville's Reggie Bonnafon 'the ultimate team player,' Bobby Petrino says

Reggie Bonnafon's ability to play multiple positions for the Louisville football team has always impressed Bobby Petrino.

But Bonnafon's willingness to make all those position switches might be what has earned him the coach's admiration more than anything else.

"Reggie is real close to my heart because he is the ultimate team player," Petrino said at this month's ACC Kickoff. "There is no question about that. He'll do anything he can possibly do to help us win."

With practice set to start next Monday, Bonnafon is listed as U of L's No. 1 running back on the preseason depth chart, and Petrino's comments at the ACC media days would suggest that Bonnafon will spend his senior season primarily in the backfield. It's the latest move for the Trinity High School graduate who played quarterback as a freshman; quarterback, running back and wide receiver as a sophomore; and wide receiver as a junior.

The frequent changes, including heading back to running back at the end of spring 2017, haven't yielded complaints from Bonnafon.

"He's been really special this summer in his leadership," Petrino said. "He's really taken over as far as the leadership role goes on the offensive side but (also) the entire team. Everybody on our team respects him and loves him because he is such a team player."

Petrino has said multiple times since last season that he regrets not getting Bonnafon the ball more in 2016, when Bonnafon started 10 games at receiver and made 13 catches for 159 yards and five touchdowns.

With U of L's backfield lacking depth after some injuries this spring and the receiving corps being loaded with former four-star recruits, it made sense to put Bonnafon back at running back.

"We can still utilize him as a receiver, either coming out of the backfield or by lining up and shifting and moving," Petrino said. "I think it'll give us a type of offense that will be harder to defend."

When U of L quarterback Lamar Jackson was asked at the ACC Kickoff to discuss some of the offensive skill players he'll have around him this year, he mentioned Bonnafon first.

"He's just a freakish athlete, and he does a tremendous job with being coached, getting into position, trying to be the best at it," Jackson said.

Petrino said he has appreciated Bonnafon's multi-positional accomplishments throughout the years.

He said he'll always cherish the 2014 victory at Notre Dame with Bonnafon leading the way at quarterback, and the coach was impressed with how well Bonnafon handled the multipurpose role he had to play in 2015 after Jackson and Kyle Bolin replaced him as the primary quarterbacks.

"Then last year we thought maybe if we played him full-time at receiver that would be beneficial to him and the team," Petrino said, "but I think he needs to touch the ball more than that."

U of L cornerback Jaire Alexander, who was an accomplished wide receiver in high school and has sometimes lobbied to play offense in college, joked that he's envious that Bonnafon gets the chance to play so many different positions.

Alexander said he thinks running back is a good spot for Bonnafon because he has the size, speed and elusiveness to be an effective ball carrier. Petrino said the 6-foot-3, 212-pound Bonnafon also has the strength to pass protect.

"Reggie is a super athlete," Alexander said. "I have much respect for him."

Alexander added with a chuckle: "He thinks he can play corner sometimes, too, and I don't know about that."

**Date:** July 14, 2017

**Publication:** WDRB.com, Eric Crawford

**Title:** Post-Heisman, Louisville's Jackson talks about his new look, improved game

CHARLOTTE, N.C. (WDRB) – A year ago at this time, Lamar Jackson was just a curiosity. He was a kid who had run all over Texas A&M and Kentucky in consecutive games to end his freshman season, and was hoping to run into more of the spotlight as a sophomore.

This year, the University of Louisville quarterback walked into the ACC Football Kickoff as a headliner. His Heisman Trophy was the first thing to greet visitors at the entrance to the event. He had his own section of the in-house highlight reel, capped by his leap of a Syracuse defender.

He had his own media mini-circus, which waited for him to finish a longer-than-normal stint with ESPN. He also had a new approach.

"Get friendly with the media. Talk to them. Smile. Answer questions," Jackson said. "Last year I wasn't really immune to all the cameras and stuff. I'd try to stay away from it. But it comes with it. You have to deal with it. Have fun with it. I feel like a different person handling all this."

He looks like a different person, too. Jackson showed up with a new look. He's added some muscle in offseason conditioning. And that's not all.

"You can tell?" he said. "I think I gained 10 pounds. Hope I can still move. But I'm enjoying it. It feels good. Hope I look good. The suit feels a little tight."

Gone is the red-and-black blazer he wore to accept the Heisman Trophy, replaced with an understated black ensemble.

"I feel like Will Smith," he said. "Men in black."

And he looks a little more like the actor, too, having cropped his hair short.

"I did it about a month ago," he said. "I said when I got my braces off, I'm going to cut it. I feel I'm maturing. I'm 20 now, ain't 19 no more." That maturation is one thing Louisville coach Bobby Petrino is counting on after a season that was historic, yet in the end not quite satisfying for Jackson or his teammates.

It's one reason Jackson has found that though he returns as the Heisman winner, few people list him as the favorite – and not just because only one player, Archie Griffin, has won it twice.

"I know that," Jackson said. "Archie told me that himself."

A note: Jackson can drop a lot more names than he used to. He said when Michael Vick Tweeted that this kid at Louisville was five times better than he was, he had to protest. "He made that Tweet and I'm like, 'No, he's got to chill out.' I told him that. I told him, 'I appreciate the compliment, but you can't say that.'"

He was a counselor at the Peyton Manning Academy at Manning's personal invitation. But he is, in a lot of ways, the same guy who seemed genuinely touched by the enormity of winning the Heisman in New York City last December.

Jackson said he's not bothered that others are getting more Heisman hype than he is heading into this season. He said he entered last season not worried about the award, and this season will be no different.

"I just want to win games," he said. "I'm not worried about the Heisman Trophy or anything like that. I wasn't trying to win it last year. It happened. . . . I'm not thinking about the Heisman. I have one of my own. I want to win a national championship."

Louisville coach Bobby Petrino, meanwhile, has been thinking about what would make Jackson a better quarterback. He said there have been three emphases in offseason work. First, getting Jackson to work through his progressions, getting from No. 1 to No. 3. "We want him understanding some combination patterns that we throw, where I go if it's single high, where I go if it's two high," Petrino said. "So just really understanding the defense and letting the defense dictate where you throw the football."

Second, Petrino focused on footwork and the mechanics of his delivery.

"When he sets in the pocket and he gets his back leg under his hip, he can zip it and be accurate and throw the ball as good as anybody I've been around," Petrino said.

And finally, Petrino has worked to increase Jackson's understanding of the running game. Part of that has been a bit of a tweak in the offense that takes some of the guesswork off of Jackson with a more straight-ahead rushing attack.

"We put a lot of pressure on Lamar because he doesn't only have to make decisions in the passing game, but he has to make decisions in the run game, so he just has to be real disciplined and good with his eyes and make the decision and not guess," Petrino said. "You know, sometimes he would get in trouble last year if he guessed or thought he could get the wrong read but still beat him. So he worked hard at that, and he's doing a great job with it."

Having said all that, don't expect Petrino to venture too far from the explosive speed and running ability Jackson showed last season.

"We do have a philosophy at the University of Louisville that we call FTS, which means feed the studs," Petrino said. "Obviously Lamar is one of our studs. So don't think that we're not going to call quarterback run plays or zone read plays or option plays, because we're going to give him his opportunities to make big plays and his opportunities to handle things that he did so well last year. We're just trying to improve upon it and be a better overall offense."

Jackson says he's up for the challenge. He said he welcomed getting back onto the field after his awards tour in December, and that he has felt better on the field since healing up from a case of turf toe that plagued him in the Cards' loss to LSU in the Camping World Citrus Bowl.

Nor does he completely disagree with those who say that last season's finish leaves him with something to prove. That's why he has spent so much time working on his drop backs, his set up, making his reads, going through his progressions, learning check downs.

"I do have something left to prove," he said. "I didn't finish off the year the way I wanted to last year. I'm ready this year. I'm ready."

As for the Heisman, it will always be there. It's with his family in Florida, but he won't say where or how it is being displayed. And there's the replica, that was hanging in Charlotte on Thursday. He said he's grateful for his Heisman experience, but not greedy about repeating it.

"It's an honor and a blessing," he said. "And I'm happy I have it. Growing up, playing the NCAA video game, Road to Glory, your player winning it, you were like, what if that happened to me one day? And for it to actually happen? It's crazy. I think I said that a lot



in my speech. It's still crazy to me."

That much hasn't changed for Jackson – even if so much else has.

**Date:** July 14, 2017

**Publication:** Courier-Journal, Steve Jones

**Title:** Louisville football | Cardinals, Lamar Jackson are 'a tough out,' ACC rivals say

CHARLOTTE - A 2016 Louisville football season in which quarterback Lamar Jackson won the Heisman Trophy and the Cardinals spent much of the year in national contention, evidently has earned U of L considerable respect from its Atlantic Coast Conference rivals.

Other league coaches and players said this week at the ACC Kickoff media days that U of L and Jackson were impressive and competitive last year and that they expect it to continue in 2017.

"Every time we play them, it seems like it's a close game, down last to the last couple plays," said defensive lineman Christian Wilkins of national champion Clemson, whose team edged U of L by six, three and six points the last three years. "... They're a tough out. (In 2016), we were up early in the game by a lot of points, they came back, and it came down to a fourth-down play pretty much. It's a tough game that's slowly, possibly becoming a rivalry."

U of L and Miami are 6-1 co-third favorites to win the ACC, according to sportsbook Bovada.lv. Florida State is an even-money favorite, followed by Clemson at 3-1. U of L will play Clemson in the Cards' home opener on Sept. 16 in a game that could help decide the ACC Atlantic Division. Wilkins expects another battle.

"It won't be easy at all," he said. "They've got the Heisman Trophy winner. It's at their place. It's an afternoon game, and it's going to get late, going to get dark. They've definitely got a lot of talent. We've got a lot of talent. Both teams are going to have to bring, and we're going to have to prepare if we want to win."

Clemson offensive lineman Tyrone Crowder said of the recent meetings with the Cards: "The experience of going against them has made us battle-ready for throughout the season."

Of course, U of L's biggest asset as it tries to win its biggest games - like the ones against Clemson and Florida State (Oct. 21) - is Jackson, who accounted for 5,114 total yards and 51 total touchdowns in 2016.

"Somebody asked me to describe him in one word, which is almost impossible," said Duke Coach David Cutcliffe, whose team lost at U of L 24-14 last season and doesn't play the Cards in 2017. "The word I chose was, 'unpredictable,' because as I watched film of him I could tell that he didn't know what he was getting ready to do, but it was going to be something damaging. Whether he was going to dart right or dart left or dart ahead or throw, you didn't know."

Cutcliffe's Blue Devils had one of the most effective strategies of slowing down Jackson and the Cards of any opponent last season, milking the play clock, working toward and converting short third downs and limiting Louisville's offensive possessions.

"We probably made a bunch of people mad up there on a Friday night," a chuckling Cutcliffe said of the slow-down style. "We felt like it was our best opportunity to win the game in the fourth quarter, which we did (have). ... If you can limit the number of snaps obviously you make up some of that ground. They had so many weapons and an incredibly gifted player at quarterback."

Boston College defensive end Harold Landry, last year's national leader with 16.5 sacks, said Jackson was a handful for the Eagles, who fell 52-6 at home to Louisville last season in a game in which the QB ran for three touchdowns and threw for four more. BC will try for a better result when it visits Louisville on Oct. 14.

"(Jackson's) definitely, probably one of the best players I've ever gone against," Landry said. "He's definitely every bit of what people say about him. He's very elusive, and speed kills, and he has a lot of that."

Cutcliffe said Bobby Petrino's coaching makes Louisville formidable, praising the Cards' for their execution of the "little things" and for the intent and thinking behind Petrino's schemes.

"It's football (being played a certain way) for a reason," Cutcliffe said. "I've known that for a long time about Petrino-coached football teams. Louisville is going to be there battling to win every year. Just count on it."

**Date:** July 14, 2017

**Publication:** Gridiron Now, Rick Ballou

**Title:** Lamar Jackson still learning to deal with fame after winning Heisman

Louisville quarterback Lamar Jackson joined 1010 XL Jax Sports Radio's Rick Ballou and Joe Cowart during ACC Kickoff. Jackson, who won the Heisman Trophy

last season, discussed how life has changed for him now that he's become one of the biggest stars in college football.

"I still get chills having kids look up to me as a role model," Jackson said. "Different people from everywhere, any state I go in, people recognize me. I still have to get used to it. But I still think about it like, 'I'm still just this Lamar Jackson guy.' But now kids look up to me as a hero."

Jackson, who was hoarse during the interview, was unsurprisingly one of the most highly sought-after interview subjects during ACC Kickoff following a historic season in which he led Louisville to ACC and national championship contention.

"We went into the year, like I said at ACC Media Days last year, wanting a national championship," Jackson said. "Every day we went out there like, 'man, we've got to get there.'"

"I don't know what happened at the end of the season, but we hit a big hole and we got stuck. We lost three games, but we just took that and ran with it as motivation for this offseason. We went to grinding, start getting into our books more, start staying after practice, getting more throws in and stuff like that to make our chemistry even more dynamic."

**Date:** July 13, 2017

**Publication:** Fox Sports South, Cory McCartney

**Title:** With new set of expectations, Louisville's Lamar Jackson readies for Heisman follow-up

**CHARLOTTE** — Dino Babers just had to find out, if only to get the word back to his defense.

The Syracuse coach walked up to Louisville quarterback Lamar Jackson — the reigning Heisman Trophy winner — during Thursday's opening day of the ACC Kickoff at the Westin Charlotte, and grabbed his arm.

Jackson looked him, puzzled, until Babers finally said: "I just wanted to touch you and tell my defense that you're human and you can be touched."

The last time Babers saw Jackson in action left that up for debate.

The sophomore would set a slew of Louisville, ACC and FBS records in totaling 3,543 yards and 30 TDs through the air and another 1,571 yards and 21 touchdowns. But against Babers' Orange on Sept. 9, Jackson had his national coming out party, throwing for 411 yards and a touchdown and running for 199

yards and four more scores — and there was The Hurdle.

Jackson leapt over defensive back Chauncey Scissum, at the goal line, a 9-yard TD that got an Air Jordan-esque treatment with an "Air Jackson" logo. Hence, Babers needing to make sure Jackson was, actually, mortal.

"He's just a man," Babers said amid a hard laugh as he pulled — and, if we're being real, reversed — a line from *Rocky IV* reserved for villain Ivan Drago. "He's not a machine."

But in terms of the college football universe, Jackson is currently its epicenter. He's not just man and he's entirely machine, but he is something more than every other player who will take the field this fall. He's a reigning Heisman winner, and with that designation comes expectations and — something that Jackson has shown he can clear — hurdles.

It's been 42 years since Ohio State's Archie Griffin claimed his back-to-back trophies, Sims, Detmer, White, Leinart, Tebow, Bradford, Ingram, Manziel and Winston all failing to equal him, and none in the past 40 years coming closer than third (Jason White in '04; Tim Tebow in '08).

Jackson, as expected, isn't thinking of joining the fraternity within the fraternity with Griffin — in these summer months, because it wasn't something he even considered last year.

"Well, you know, I don't really worry about it. It's done. I have it," Jackson said. "I'm going to every game trying to win it. I'm not worried about the Heisman Trophy or anything like that. I wasn't trying to win it last year. It happened. My teammates helped me out. My coaches helped me out. I'm just blessed and I'm humbled."

If Jackson's junior season has a theme, it would appear to be setting the stage for his transition to the NFL, whenever that comes.

"You know, there's no doubt about that," said Cardinals coach Bobby Petrino.

He will still be adhering to his philosophy to FTS — "Feed the Studs" as he puts — to continue to highlight Jackson's unique skillset by featuring QB run plays, zone reads and option plays. But he's also putting Jackson under center more to set up the running game, play-action passes and feature Jackson's ability to throw the deep ball.

Only four returning Power-5 QBs had more completions of 60 yards than Jackson's five.

"We're going to give him his opportunities to make big plays and his opportunities to handle things that he did so well last year," Petrino said. "We're just trying to improve upon it and be a better overall offense.

If there were knocks against Jackson last year, they were his completion percentage and interceptions.

He hit on 56.2 percent of his passes, which ranked 86th in FBS, and in a 36-10 loss to Houston on Nov. 17 that spoiled the Cardinals' hopes of making the College Football Playoff, Jackson hit at a 46.5 percent rate. In the Citrus Bowl defeat to LSU, he was at a season-loss 37 percent.

Add in his nine picks — three of which came in the regular season-ending loss to Kentucky — and he ranked 25th in pass efficiency (148.8).

If accuracy is the focus for Jackson, Jaire Alexander, an All-American candidate at cornerback, says he's definitely seen an improvement.

"Lamar is definitely more accurate," Alexander said. "He puts a zip on the ball that I might not even want to pick off sometimes, you know."

Unfair or not, Lamar Jackson is already playing from behind in the 2017 Heisman race. USC passer Sam Darnold is Las Vegas' favorite — with 9-2 odds to Jackson's 8-1 — and the possibility of equaling Griffin seems more far-fetched now than it did in 1980 when Oklahoma's Billy Sims, the first player to try and follow Griffin's lead, finished second in his follow-up campaign.

Florida State's Jameis Winston was sixth in his bid in 2014 and Texas A&M's Johnny Manziel came in fifth in '13, and whatever awaits Jackson, he's earned praise internally at Louisville.

He's done that simply by staying the same Lamar Jackson.

"His humility speaks volumes because for him to win the Heisman and have a really good season like he did last year, to be able to interact with the teammates and other people like he didn't win it, like if you never watched football you wouldn't even know he won the Heisman," Alexander said. "He's real humble."

And, as Baber can attest, he's most definitely human.

**Date:** July 13, 2017

**Publication:** Courier-Journal, Steve Jones

**Title:** Affable Lamar Jackson shines again on big stage at ACC Kickoff

CHARLOTTE, N.C. — Last year, Lamar Jackson came to the ACC Kickoff as a budding young star and the emerging face of the University of Louisville football program, drawing positive reviews for his affability and humility during his first featured appearance at a major media event.

On Thursday, he returned to the ACC media days as the Heisman Trophy winner and the clear-cut star player of this conference if not all of college football. He answered an hour's worth of questions from a flock of reporters who were usually lined three-deep around his microphone table.

But even though Jackson is no stranger at this point to accolades, big crowds and media attention and even as he came to Charlotte this year sporting a sharp new look — buzzed hair, a smile without the braces he's had since high school and a broader, bulked-up upper body after an offseason of weightlifting — his appearance Thursday was a pleasant reminder that Jackson hasn't changed all that much.

He represented his school, his team and his sport well once again by displaying the same kind of affability and humility that he routinely did last year when he wasn't nearly as famous or as lauded.

"I wouldn't say I'm famous," Jackson said Thursday, drawing laughter and incredulous responses from the reporters around him.

But Jackson sounded very sincere.

"You know, see, when I look at it," Jackson said, "I had this award, and it's just an accomplishment and a goal you reach, but I don't really try to dwell on it (in a bragging way) like, 'Oh, I'm Lamar Jackson.' That's not the type of person I am."

Jackson's appearance at the downtown Westin was reminiscent of his media session in New York before the Heisman Trophy victory. Though he was the odds-on favorite and could have spent the weekend in New York basking in that and calling himself the best player in the country, he instead never acknowledged that he was the favorite. When his name was announced as the winner, he looked like the only surprised person in the room. He then gave a heartfelt thank-you speech.

"His humility speaks volumes," U of L cornerback Jaire Alexander said. "... For him to win the Heisman and have a really good season like he did last year (is impressive). To be able to interact with the

teammates and other people like he didn't win it (is impressive). Like if you never watched football, you wouldn't even know he won the Heisman. He's real humble. He works hard on and off the field."

Petrino praised Jackson for logging the most community service hours of any player on U of L's team. He said visiting children elementary schools and community centers are among his favorite ways to volunteer.

Jackson has had no known controversy or negative issues off the field since he's been at Louisville, and he said he purposefully tries to avoid them now that people around town recognize him.

"If you're around the wrong crowd, people are going to (notice you and) single you out and you're going to be (viewed as) wrong regardless," Jackson said, "so I stay away from the negativity and the bad things and bad environments. I try to stay in my room."

Who's given him that advice?

"Myself," the 20-year-old said with a smile. "I'm old enough now and mature and know right from wrong."

The most common question Jackson received at ACC Kickoff was what he would do for an encore to a Heisman season in which he tallied more than 5,000 total yards and 51 total touchdowns.

"You know, start off with giving my all," he said. "We start with Purdue, and each and every game, just going to go out there to try to get a victory. I'm trying to win more games than last year, and the biggest goal is the national championship."

Becoming only the second repeat Heisman winner isn't a goal at the top of Jackson's mind. "I wasn't trying to win it last year. It just happened," he said. "My teammates helped me out. My coaches helped me out. I'm just blessed, and I'm humbled."

Petrino said one of the things he likes most about Jackson is how he embraces coaching and practice. For Jackson to take the next step as a player, Petrino has been working on developing his overall quarterback skills and focusing little on his own running, especially out of the shotgun.

Petrino said much of Jackson's time has been spent trying to better read defenses, especially safety rotations, and to understanding his progression reads in the passing game. The coach said Jackson's passing accuracy, which ranked only 10th in the ACC last year (56.2 percent), improves drastically when he throws from a set position with his back leg straight in line with his hip.

When he does that, "he can zip it and be accurate and throw the ball as good as anybody I've been around," Petrino said.

Alexander said he's noticed considerable improvement in Jackson's accuracy since last season.

"He puts a zip on the ball that I might not even want to pick off sometimes," Alexander said.

Jackson said again that he is grateful for Petrino for helping him develop some NFL-style skills during the spring — working from under center and practicing almost none as a runner — but that it doesn't mean Jackson's mind is on anything but the upcoming Louisville season. And with two years of eligibility left, he said again that he has given no consideration to 2017 potentially being his final year of college ball.

When asked about some of the criticism he's received that his game isn't cut out for the next level, Jackson felt no need to make a defense, instead just acknowledging, "I'm not there yet. You can't tell the future."

Though Jackson did have some struggles at the end of the last year, including a four-turnover game against Kentucky and a no-touchdown game against LSU, he did reveal Thursday that he was slowed in those games by a painful case of turf toe and that was the reason a UK defender caught him from behind on one play in that loss.

Petrino made sure to remind reporters that although he wants Jackson to develop as a complete quarterback, U of L has no plans to ignore the running brilliance that made Jackson the Heisman winner.

The coach invoked the longtime motto of the U of L rushing attack: "FTS," or "feed the studs."

"Obviously Lamar is one of our studs," Petrino said, "so don't think that we're not going to call quarterback run plays or zone-read plays or option plays, because we're going to give him his opportunities to make big plays and his opportunities to handle things that he did so well last year."

As a public figure, Jackson keeps handling things well, too.

**Date:** July 13, 2017

**Publication:** USA Today, Nicole Auerbach

**Title:** Louisville QB Lamar Jackson, the reigning Heisman winner, says he's new and improved



CHARLOTTE — Lamar Jackson jostled slightly in his seat, tugging at the sleeves of the black jacket he wore to the Atlantic Coast Conference media days. He wanted to not just talk about but also show the physical transformation he's made this offseason — going from last season's playing weight of 198 pounds to, now, 208.

"Suit feels a little tight," Jackson said, smiling. "But I feel good. I can still move."

And that's key, of course, for the dual-threat quarterback and reigning Heisman Trophy winner who captivated the nation with his speed and affinity for scoring touchdowns. He'll still be quick, he'll still be shifty — but he'll likely be a bit harder for defenders to bring down.

Oh, and he's going to be under center significantly more this year, too.

At first, it's a bit of a head-scratcher. Why take a player who did things that hadn't been seen in college football since Michael Vick out of the shotgun? Why mess with a system that worked so well it earned Jackson college football's greatest individual honor?

"We felt like there are some things in our offense that we weren't able to execute at times last year or the year before that," Louisville coach Bobby Petrino said. "So, we wanted to get better in our overall scheme of offense. I also feel like we need to take some pressure off of him where he doesn't need to make a decision every single play out there, whether it's throwing the ball and making the right decision, or handing it off or keeping it or pitching it. There are some really good run schemes that you can do and some play action schemes you can do with the quarterback underneath the center.

"It's also to help him prepare for the next level."

The 6-3 quarterback wants to show he's more than just a running quarterback who dashed and dazzled his way to the highlight reel. He wants to prove he can be a pocket passer, too, with the right footwork, making the right reads.

"He took a lot of pride out on the practice field, understanding the coverages, what the safeties are doing and going through his progression," Petrino said. "He also worked real hard on his footwork, making sure he gets set, gets his back leg under his hip, and when he does that and stands tall, he's a very, very accurate thrower."

Louisville cornerback Jaire Alexander can confirm that, seeing as it's something he went up against all spring and will face each day in upcoming fall camp.

"Lamar is definitely more accurate (now)," Alexander said. "He puts a zip on the ball that I might not even want to pick off sometimes, you know."

Jackson said snapping the ball has been simple; footwork has been more challenging. Even for a player with his caliber of speed, apparently.

"You've got to get back from under center fast," Jackson said. "You have defenders coming at you, if you're not back in time they can step on you. You can get sacked easily.

"Just to drop back, that's the hardest thing right now."

But it's certainly not impossible. Jackson said he enjoyed being a pocket passer when he played in youth leagues, and he thinks the transition will only help him expand his repertoire in addition to opening up Louisville's offensive playbook.

And, perhaps, it will give Jackson a chance to become just the second Heisman Trophy winner to win the award twice. No one has done it since Archie Griffin did it, in 1974 and 1975, and of recent underclassmen with the chance to do it — such as Jameis Winston and Johnny Manziel — Jackson appears to be entering his season-after season with the littlest fanfare. If it's possible to be a preseason Heisman Trophy dark horse and the reigning Heisman Trophy winner at the same time, then that's Jackson.

"That doesn't bother me," Jackson said. "I don't worry about it."

No, Jackson said, he's just focused on winning games and trying to take Louisville to heights it fell short of last season — like an ACC title game, for example. Or even just getting some sweet revenge by beating Clemson, something he'd love to do.

So though he may look a little different and though he may be taking snaps from under center, don't expect the essence of Jackson to change. Or his effectiveness on the field.

"We do have a philosophy at the University of Louisville that we call FTS, which means Feed The Studs," Petrino said. "Obviously, Lamar is one of our studs. So, don't think that we're not going to call quarterback run plays or zone read plays or option plays — because we're going to give him his opportunities to make big plays and his opportunities to handle things that he did so well last year.

"We're just trying to improve upon it and be a better overall offense."

**Date:** July 13, 2017

**Publication:** Rivals, Rob Cassidy

**Title:** Jackson's success puts Louisville on map in recruiting Florida

CHARLOTTE -- Lamar Jackson arrived at ACC media days sporting red-and-black argyle socks, a polka dot tie and a hard-to-miss gold crucifix dangling from his neck. His look loomed large, but the crowds that obsessively followed him around the second floor of the Charlotte Westin dwarfed it in size.

The situation was not at all unique. Not by a long shot.

"I'm well known now," Jackson said, laughing about his post-Heisman life with a crowd of nearly 100 reporters. "In certain places, I get stopped. People want to take pictures. Even in places you don't think they'll be, they're there. I love it, though. I love the fans."

Jackson's Heisman Trophy loomed large on Thursday -- larger than the small space it carved out as part of a mezzanine-level display roughly 20 yards away from where Jackson addressed the media. Its presence in Jackson's hometown of Pompano Beach, Fla., however, may end up being more important.

"I think the recognition of Lamar and being from down there has helped us recruit," said Louisville head coach Bobby Petrino. "Our challenge is just to get them on campus. ...It doesn't take long at all [for Jackson's name] to come up in recruiting conversations down there. That's for sure."

"It really started during the season last year. Guys started answering their phones that didn't answer them before. It was guys calling us, too. It's one of those things. The style of play and the way he excelled in it, really helped us recruiting."

Louisville currently has commitments from seven Florida-based prospects, including two four-stars and four players ranked among the top 100 players in the Sunshine State. And while Jackson is skilled at downplaying the personal significance of his Heisman Trophy victory, the larger results are taking hold.

"Lamar Jackson winning the Heisman plays a big role for me [choosing Louisville]," said Florida-based linebacker Robert Hicks, a one-time Auburn commit who is now pledged to Louisville. "The Heisman shows that the program isn't rebuilding and still is a winning program. It'd a program that matters."

A product of a number of South Florida-based seven-on-seven programs, including the same one that produced Hicks, Jackson knows his ties to the one of the country's most fertile recruiting grounds are important to the Louisville program. His possible impact on the future isn't lost on him.

"I absolutely [notice the impact]," Jackson said. "I guess I'm a role model now to certain people down there at home. I appreciate it. It's good. I mean, there's nothing like Florida players anyway."

So while Wednesday in Charlotte was not about recruiting, it lurked just below the surface. The crowds that followed the well-dressed quarterback from Florida play into a building perception that is already helping the Cardinals program. On the recruiting trail, success breeds success. And there's no better measure of success than being the star of the show.

The symphony of flashbulbs that trailed Jackson through an upscale hotel functioned as a fitting soundtrack for the situation.

"Sometimes, it gets old," Jackson said. "But this is for the fans. I'll stop and take a picture whenever for them. It's cool."

And whether Jackson realizes it or not, those endless strings of pictures are also for the future of his college.

**Date:** July 13, 2017

**Publication:** Cardinal Authority, Jody Demling

**Title:** Is Louisville quarterback Lamar Jackson ready for an encore performance to his Heisman Trophy winning season?

Lamar Jackson sat at ACC Media Day on Thursday thinking about how to answer the question.

A reporter asked if there was any pressure on trying to win another Heisman Trophy after he became the youngest winner of college football's biggest and most prestigious award last season.

Jackson put his hands together and had a little sigh.

"I honestly didn't think I would win the Heisman Trophy last year," Jackson said with a laugh. "It just happened. I was just playing football and I love football. It just happened for me."

"And that's what I will be doing this year. I'm trying to win a national championship."

The 6-foot-3, 210-pound Jackson was the star attraction on the first day of the ACC Kickoff but he kept insisting he's not worried about becoming just the second player in college football history to win the Heisman a second time.

"Really, I just want to win games," he said. "I want to help my team. That's what I'm worried about."

Former Ohio State running back Archie Griffin is the only player who has won the award twice, doing so in 1974 and '75. Jackson said he had a conversation with Griffin after winning the award last season.

"He said, 'You have to play harder this year because they're all coming after you'," Jackson said.

The opponents and the critics will be coming after him. Jackson will be put under a microscope by the national media and also by the professional scouts as he likely will turn pro after this season.

Florida State coach Jimbo Fisher, who saw Jameis Winston win the award in 2013 and finish sixth in the 2014 voting.

"It's hard, let me tell you," Fisher said. "Everything you do, every play, every move, they're always watching. It's hard."

Jackson threw for 3,543 yards and 30 touchdowns and rushed for a school-record 1,571 yards and 21 TDs, amassing a total of 51 touchdowns for the Cardinals, who started 9-1 and ended up losing their final three games.

U of L coach Bobby Petrino said he feels like Jackson is "more comfortable" heading into this season.

"He's made a lot of strides," Petrino said. "He's going to continue to get better, and the best thing about Lamar Jackson is his attitude and work ethic. He comes to practice every day with a smile on his face and goes 100 percent. That makes everybody around us a lot better."

Jackson put up video-game like numbers in several games last season.

He's added 10 pounds, watched a ton of film and tried to improve his craft and said he's "a little faster" on his 40 time.

Jackson is also the Heisman Trophy winner, but for now he's not worried about winning another one.

"It's done and I have it," Jackson said. "I'm not worried about that. Now, I want a national championship."