



MIAMI UNIVERSITY

OXFORD, OH • EST. 1809



HEATH HARDING - CB



JT JONES - DE



GUS RAGLAND - QB



2016 ST. PETERSBURG BOWL GUIDE  
DECEMBER 26, 2016



# ATHLETIC COMMUNICATIONS CONTACTS

**Dave Meyer**

Assistant AD for Athletic Communications  
Football Contact  
Office: (513) 529-4329  
Cell: (419) 265-0284  
Email: meyerd@miamioh.edu

**Mike Roth**

Assistant Director of Athletic Communications  
Secondary Football Contact  
Office: (513) 529-7092  
Cell: (513) 330-0023  
Email: rothmb@miamioh.edu

**Chris Dawson**

Coordinator of New Media  
Social Media Contact  
Office: 614-204-0635  
Cell: Same  
Email: dawsonc3@miamioh.edu

**Travel Plans/Practice Schedule**

(In Oxford, Ohio)

Dec. 9	3-5 p.m.
Dec. 10	10 a.m.-Noon
Dec. 14	3-5 p.m.
Dec. 15	3-5 p.m.
Dec. 17	10 a.m.-Noon
Dec. 18	10 a.m.-Noon
Dec. 20	10 a.m.-Noon
Dec. 21	10 a.m.-Noon

**Travel Plans/Practice Schedule**

(In St. Petersburg, Fla.)

Dec. 22	All Children's Hospital (2 p.m.) Fill The Bowl Event (2-4 p.m.)
Dec. 23	Practice (8-10 a.m.) Busch Gardens (Noon)
Dec. 24	Practice (9-11 a.m.) Beach Bash (Noon)
Dec. 25	Team Walk-Thru (2:30-3:30 p.m.)

**Team Headquarters**

Hilton St. Petersburg Bayfront  
333 First Street South  
St. Petersburg, Fla. 33701  
(727) 825-7010

**Practice Facility**

Clearwater Central Catholic High School  
2750 Haines Bayshore Rd.  
Clearwater, FL 33760



# MIAMI FOOTBALL

## Miami University RedHawks

679 ALL-TIME WINS

2011 GODADDY.COM BOWL

15 MAC CHAMPIONSHIPS

10 BOWL APPEARANCES

GRADUATING CHAMPIONS

### Schedule/Results

#### Miami Schedule/Results

Sept. 3.....at Iowa .....	L, 21-45
Sept. 10.....Eastern Illinois.....	L, 17-21
Sept. 17.....Western Kentucky .....	L, 24-31
Sept. 24.....at Cincinnati.....	L, 20-27
Oct. 1.....Ohio .....	L, 7-17
Oct. 8.....at Akron.....	L, 13-35
Oct. 15.....Kent State.....	W, 18-14
Oct. 22.....at Bowling Green .....	W, 40-26
Oct. 29.....at Eastern Michigan .....	W, 28-15
Nov. 4.....Central Michigan.....	W, 37-17
Nov. 12.....at Buffalo .....	W, 35-24
Nov. 22.....Ball State .....	W, 21-20
Dec. 26.....Mississippi State.....	11 a.m.

### Social Media Accounts



#### @MiamiRedHawks

Official Twitter account of Miami Athletics



#### @MiamiOHFootball

Official Twitter account of Miami Football



#### @Martin\_Miami\_HC

Head Football Coach Chuck Martin



#### @DaveMeyerMU

Dave Meyer, Miami Football SID



#### @RedHawksVoice

Steve Baker, Voice of the RedHawks



Search Miami RedHawks



Search Miami Football



#### miami\_redhawks

Official Miami RedHawks Snapchat



#### miamiohfootball

Official Miami Football Snapchat



MIAMI  
REDHAWKS  
(6-6, 6-2 MAC)



MISSISSIPPI STATE  
BULLDOGS  
(5-7, 3-5 SEC)

DECEMBER 26, 2016  
ST. PETERSBURG, FLORIDA • TROPICANA FIELD (28,453)

### THIS WEEK'S MATCHUP

Miami University and the Mississippi State Bulldogs will square-off in the 2016 St. Petersburg Bowl on December 26 in St. Petersburg, Florida. The 11 a.m. kickoff will take place inside Tropicana Field.

### TELEVISION

The matchup with the Bulldogs will be carried live on ESPN. Dave LaMont will handle the play-by-play duties and Rene Ingoglia will be the color analyst. Chris Doering will provide updates from the sideline.

### RADIO

In its 10th year of its partnership with IMG College, the Miami Sports Network continues its coverage of Miami Football with a group of affiliates blanketing most of Southwest Ohio and Southeast Indiana. "The Voice of the RedHawks" Steve Baker will deliver the play-by-play coverage, while Terry Bridge will provide color commentary. Randy Hollowell will be the network's sideline reporter. Tune-in to one of Miami's game-day affiliates:

WMOH-AM 1450 (Hamilton, Ohio)  
WFMG-FM 101.3 (Richmond, Ind.)  
WDBZ-AM 1230 (Cincinnati, Ohio)  
WONE-AM 980 (Dayton, Ohio)  
WKBV-AM 1490 and 100.9 FM (Richmond, Ind.)

### LIVE STATS

Live stats for the contest can be found at [www.miamiredhawks.com](http://www.miamiredhawks.com)

**PLEASE NOTE:** When referring to Miami, please use either Miami, Miami University or Miami (Ohio). Please do not use Miami of Ohio or University of Miami, etc. The latter are not the proper names for our institution. Thank you.

# GAME 13 • MIAMI VS. MISSISSIPPI STATE

## Miami Quick Facts

School.....Miami University  
 Location.....Oxford, Ohio 45056  
 Founded.....1809  
 Enrollment.....17,557  
 Nickname.....RedHawks  
 Colors.....Red (PMS 186) & White  
 Affiliation.....NCAA Division I  
 Conference.....Mid-American, East Division (MAC)  
 Stadium.....Yager Stadium (24,286)  
 Surface.....FieldTurf  
 University President.....Dr. Gregory Crawford  
 Faculty Representative.....Ron Scott  
 Director of Intercollegiate Athletics.....David Saylor  
 Athletics Website.....MiamiRedHawks.com  
 First Year of Football.....1888 (128th Season)  
 All-Time Record.....679-445-44 (.602)

## Miami Coaching Staff

Head Coach.....Chuck Martin, Millikin, 1990  
 .....Record as HC: 85-32; At Miami: 11-25  
 \*Co-Defensive Coordinator/LB.....Matt Pawlowski  
 Co-Defensive Coordinator/CB.....John Hauser  
 \*Co-Offensive Coordinator/QB.....Eric Koehler  
 Co-Offensive Coordinator/OL.....George Barnett  
 Co-Special Teams/S.....Joe Palcic  
 Co-Special Teams/WR.....Bill Brechin  
 Running Backs.....Israel Woolfork  
 Defensive Line.....Corey Brown  
 Tight Ends/Recruiting.....Pat Welsh  
 \*Graduate Assistant.....Zach D'Orazio  
 \*Graduate Assistant.....Joe Bowen  
 \*Graduate Assistant.....Aaron Coeling  
 \*Graduate Assistant.....Trevor Hoover  
 Strength and Conditioning.....Paul Harker  
 Video.....Kyle Kron  
 \* In Booth

## Athletic Media Relations

Asst. A.D. for Athletic Comm.....Dave Meyer  
 Office Phone.....513-529-4329  
 Cell Phone.....419-265-0284  
 Email.....meyerd@miamioh.edu  
 Secondary Football Contact.....Mike Roth  
 Office Phone.....513-529-7092  
 Cell Phone.....513-529-7092  
 Email.....rothmb@miamioh.edu  
 Assistant Director.....Caleb Saunders  
 Office Phone.....513-529-6239  
 Email.....saundecr@miamioh.edu  
 Assistant Director.....Chad Twaro  
 Office Phone.....513-529-1601  
 Email.....twaroc@miamioh.edu  
 Media Relations Office  
 .....Room 41, Millett Hall  
 .....Oxford, Ohio, 45056  
 Phone.....513-529-4329

## BOWL GAME STORY LINES

→ Miami enters the bowl game with a 6-6 record after beginning the season with six straight losses. The RedHawks are the first team in NCAA history to begin a season 0-6 and finish the regular season at 6-6.

→ Miami finished 6-2 in the Mid-American Conference, good enough for a tie for first in the East Division. The RedHawks were picked to finish fifth in the MAC East in the preseason poll.

→ Quarterback Gus Ragland is 6-0 as a starter. The sophomore suffered an ACL injury in April and was cleared to play prior to the Kent State game on Oct. 15, which began Miami's current win streak.

→ This is Miami's first bowl appearance since 2010.

→ Back in 2013 the RedHawks finished the season 0-12. Head Coach Chuck Martin was hired on December 3, 2013, and has improved Miami's record in all three seasons. Miami was 2-10 in 2014, 3-9 in 2015 and 6-6 in 2016.

→ The RedHawks have never played Mississippi State and are 11-18-1 all-time versus teams from the Southeast Conference. Miami has not played a team from the SEC since facing Kentucky in 2013, a contest Miami lost 41-7.

## NEED TO KNOW

• Miami football ranks first all-time in the Mid-American Conference in wins (679), MAC Championships (15) and bowl wins (7).

• In 127 years of Miami football, the RedHawks have had just 33 losing seasons. Since joining the MAC in 1948 (67 years), Miami has had just 16 losing seasons.

## ABOUT CHUCK MARTIN

• Head coach Chuck Martin, who earned that title on Dec. 3, 2013, brings an impressive resume to Oxford, Ohio.

• Not only was he 74-7 in six years at Grand Valley State (2004-09), he has coached in seven national championship games in the past 15 seasons. Martin has an all-time head coaching record of 85-32.

• He has twice been named the American Football Coaches Association (AFCA) National Coach of the Year and has been a coordinator on both sides of the ball.

• Martin was inducted into the Hall of Fame at Grand Valley State University on Oct. 23, 2015.

## GAME 13 • MIAMI VS. MISSISSIPPI STATE

### RedHawk Media Availability at Bowl Game

Friday (Dec. 23) (3 days out)	Saturday (Dec. 24) (2 days out)	Sunday (Dec. 25) (1 day out)	Monday (Dec. 26) (game day)
Coach Martin and selected players will be available after practice.	Coach Martin and selected players will be available after practice.	Contact SID for more details	No interviews
<b>Practice</b> 8-10 a.m.	<b>Practice</b> 9-11 a.m.		

### 2016 Mid-American Conference Standings

#### East Division

School	Conference	Overall
Ohio	6-2	8-5
Miami	6-2	6-6
Akron	3-5	5-7
Kent State	2-6	3-9
Bowling Green	2-5	3-8
Buffalo	1-7	2-10

#### West Division

School	Conference	Overall
Western Michigan	8-0	13-0
Toledo	6-2	9-3
Northern Illinois	5-3	5-7
Eastern Michigan	4-4	7-5
Central Michigan	3-5	6-6
Ball State	1-7	4-8

### MAC Schedule

#### MAC Upcoming Games

Toledo vs. Appalachian State (Sun Belt)  
Raycom Media Camellia Bowl, Dec. 17, 5:30 pm ET (ESPN)

Central Michigan vs. Tulsa (American Athletic)  
Miami Beach Bowl, Dec. 19, 2:30 pm ET (ESPN)

Eastern Michigan vs. Old Dominion (C-USA)  
Popeyes Bahamas Bowl, Dec. 23, 1:00 pm ET (ESPN)

Ohio vs. Troy (Sun Belt)  
Dollar General Bowl, Dec. 23, 8:00 pm ET (ESPN)

Miami vs. Mississippi State  
St. Petersburg Bowl, Dec. 26, 11:00 am ET (ESPN)

Western Michigan vs. Wisconsin (Big Ten)  
Goodyear Cotton Bowl Classic, Jan. 2, 1:00 pm ET (ESPN)

# SERIES HISTORY VS. MISSISSIPPI STATE

## Series Breakdown

Series Record:	N/A
At Oxford:	N/A
At Muncie:	N/A
Most Miami points:	N/A
Most Ball State points:	N/A
Combined points:	N/A
Biggest Miami win:	N/A
Biggest Ball State:	N/A
Current streak:	N/A

First Meeting

## Last Meeting

## FIRST MEETING

## Tale of The Tape

### QUICK FACTS

Miami	Mississippi State
Oxford, Ohio	Starkville, Miss.
1809	1878
17,557	21,662
Red and White	Maroon and White
MAC	SEC

### 2016 STATS

Miami	Mississippi State
23.4	31.5
361.4	449.0
133.5	233.2
37.5	41.6
3.6	5.6
227.9	215.8
27.3	32.0
24.3	33.1
354.6	461.2
139.7	178.2
214.9	283.1
+3	+5

### 2016 LEADERS

Miami	Mississippi State
Ragland (212.3)	Fitzgerald (190.6)
Ragland (15)	Fitzgerald (21)
Smith (57.4)	Fitzgerald (103.6)
Smith (3)	Fitzgerald (14)
Murphy (42)	Ross (68)
Gardner (5)	Ross (12)
Gardner (65.8)	Ross (72.8)
Reid (84)	Brown (93)
Jones (6.5)	Calvin (7.0)
Montgomery/Harding (4)	Four tied (2)

# GAME 13 • MIAMI VS. MISSISSIPPI STATE

## ABOUT MIAMI - MAC EAST CHAMPIONS

Miami is riding a six-game win streak into the Dec. 26 matchup with Mississippi State after beginning the season 0-6. Offensively, MU averages 23.4 points and 361.4 yards per game under sophomore quarterback Gus Ragland. Defensively, they rank as the top unit in the conference, allowing 354.6 yards per game and are second in rush defense at 139.7. The RedHawks finished 6-2 in MAC play to claim a share of the MAC East Division title.

## ABOUT MISSISSIPPI STATE

Mississippi State finished 5-7 overall and 3-5 in the SEC. Overall, the Bulldogs average 31.5 points and 449.0 yards per game behind quarterback Nick Fitzgerald. Fitzgerald, a dual-threat quarterback, threw for 2,287 yards and 21 touchdowns and added 1,243 yards and 14 touchdowns on the ground. Defensively, the Bulldogs allow 33.1 points and 461.2 yards per game and are led by defensive end Johnathan Calvin, who recorded 54 tackles, 11.5 tackles for loss and 7.0 sacks on the season.

## SERIES VS. MISSISSIPPI STATE

The Dec. 26 contest will be Miami's first meeting with Mississippi State. The RedHawks are 11-18-1 all-time versus teams from the SEC and have not played a SEC school since facing Kentucky in 2013, a contest Miami lost 41-7. Miami's last win over the SEC was on Sept. 2, 2000, a 33-30 victory over Vanderbilt.

## BOWL GAME HISTORY

The St. Petersburg Bowl will be Miami's 11th bowl game in school history. Overall, the RedHawks are 7-3 in bowl games, last playing in the GoDaddy Bowl in Mobile, Ala., in 2010.

## Complete Miami Bowl Game History

- 1948 Sun Bowl (Won 13-12 vs. Texas Tech)
- 1950 Salad Bowl (Won 34-21 vs. Arizona State)
- 1962 Tangerine Bowl (Lost, 49-21 vs. Houston)
- 1973 Tangerine Bowl (Won, 16-7 vs. Florida)
- 1974 Tangerine Bowl (Won, 21-10 vs. Georgia)
- 1975 Tangerine Bowl (Won, 20-7 vs. South Carolina)
- 1986 California Bowl (Lost, 37-7 vs. San Jose State)
- 2003 GMAC Bowl (Won, 49-28 vs. Louisville)
- 2004 Independence Bowl (Lost, 17-13 vs. Iowa State)
- 2010 GoDaddy Bowl (Won, 35-21 vs. Middle Tennessee State)

## SENIORS EXPERIENCING FIRST BOWL CONTEST

Miami has 11 seniors playing in their final game: Collin Buchanan, Sawyer Dean, Jordan Diamond, Austin Gearing, JT Jones, Matt Smallbone, Spencer McInnis, Buchi Okafor, Sam Shisso, TJ Williams and Rokeem Williams. These 11 seniors were 5-37 overall in their career prior to Miami's current six-game win streak.

## WIN STREAK

Miami's six-game win streak ranks eighth in the nation, behind only Alabama (13), Western Michigan (13), Oklahoma (9), Penn State (9), USC (8), Temple (7) and Western Kentucky (7).

## NCAA FIRST

With the win over Ball State to close out the regular season the RedHawks moved to 6-6 overall after opening the season 0-6. No team in NCAA history had ever accomplished that feat. Two teams came close. Illinois in 1971 and Tennessee in 1988 opened seasons 0-6 and won its final five games to finish the season 5-6. Both teams only played 11 games that season. The Elias Sports Bureau is responsible for this info.

## Career Touchdowns

<b>Gus Ragland</b>	
Passing .....	19
Rushing .....	4
Total .....	23
<b>Billy Bahl</b>	
Passing .....	14
Rushing .....	1
Total .....	15
<b>Jared Murphy</b>	
Receiving .....	11
Rushing .....	2
Total .....	13
<b>Alonzo Smith</b>	
Rushing .....	8
Receiving .....	2
Total .....	10
<b>Rokeem Williams</b>	
Receiving .....	9
Total .....	9
<b>Ryan Smith</b>	
Receiving .....	9
Total .....	9
<b>Sam Martin</b>	
Receiving .....	8
Total .....	8
<b>James Gardner</b>	
Receiving .....	5
Total .....	5
<b>Kenny Young</b>	
Rushing .....	2
Receiving .....	2
Total .....	4
<b>Chris Hudson</b>	
Receiving .....	4
Total .....	4
<b>Sam Shisso</b>	
Receiving .....	4
Total .....	4
<b>Noah Wezensky</b>	
Passing .....	2
Total .....	2
<b>De'Andre Montgomery</b>	
Interception .....	1
Fumble .....	1
Total .....	2
<b>Paul Moses</b>	
Rushing .....	1
Total .....	1
<b>Grant Niemiec</b>	
Rushing .....	1
Total .....	1
<b>Austin Gearing</b>	
Rushing .....	1
Total .....	1
<b>Nate Becker</b>	
Receiving .....	1
Total .....	1
<b>Spencer McInnis</b>	
Rushing .....	1
Total .....	1

## RedHawks In Overtime

Sept. 8, 1996 - at Cincinnati (L, 30-23) - 3 OTs  
 Oct. 25, 1997 - Cincinnati (L, 34-31) - 2 OTs  
 Sept. 9, 2006 - at Purdue (L, 38-31) - 3 OTs  
 Sept. 8, 2007 - at Minnesota (L, 41-35)

**Overall Record:** 0-4

**Home Record:** 0-1

**Road Record:** 0-3

**Last OT Win:** Never

**Record in Two Overtimes:** 0-1

**Record In Three Overtimes:** 0-2



# GAME 13 • MIAMI VS. MISSISSIPPI STATE

## Career Starts

### Offensive Starts ... Career ...Consecutive

Collin Buchanan, OL	34	1
Rokeem Williams, WR	25	3
Jared Murphy, WR	22	1
Ryan Smith, TE	23	14
Sam McCollum, OL	22	21
Sam Martin, WR	17	0
Alonzo Smith, RB	13	2
Billy Bahl, QB	12	0
Jordan Diamond, OL	12	12
Nate Becker, TE	11	0
Zach Hovey, OL	10	0
Jordan Rigg, OL	11	2
Mitch Palmer, OL	9	0
James Gardner, WR	9	1
Danny Godlevske, OL	9	1
Spencer McInnis, RB	6	0
Kenny Young, RB	6	0
Sam Shisso	6	0
Gus Ragland, QB	6	6
Maurice Thomas, RB	2	0
Grant Niemiec, RB	1	0
Matt Skibinski, OL	1	0
Rany Heideman, OL	1	0

### Defensive Starts... Career ...Consecutive

JT Jones, DL	36	9
Heath Harding, DB	32	12
Paul Moses, LB	15	0
Buchi Okafor, DB	17	2
TJ Williams, LB	17	0
Ikeem Allen, DL	18	6
Austin Gearing, DE	16	13
Junior McMullen, LB	13	13
Nate Trawick, DL	12	12
Tony Reid, DB	12	12
DeAndre Montgomery, DB	12	12
Deondre Daniels	10	10
Josh Allen, DB	7	0
AJ Burdine, DL	5	0
Zach Smerciak, LB	3	0
Brad Koenig, LB	2	2
Allan Koikoi, DB	1	0
Bert Birdsall, DB	1	0
Cedric Asseh	1	0

## Future Miami Schedules

<b>2017</b> Sept. 2: at Marshall Sept. 9: Austin Peay Sept. 16: Cincinnati Sept. 30: at Notre Dame	<b>2020</b> Sept. 12: at Minnesota Sept. 19: at Cincinnati Oct. 3: Army
<b>2018</b> Sept. 1: Marshall Sept. 8: at Minnesota Sept. 15: at Cincinnati Oct. 20: at Army	<b>2021</b> Sept. 25: at Army
<b>2019</b> Sept. 7: at Iowa Sept. 14: Cincinnati	<i>Times, date and opponents are subject to change.</i>

## CONFERENCE HONORS

Miami had seven players earn All-MAC this season, which matches Miami's total from 2014 (5) and 2015 (2) combined. Heath Harding (first-team), JT Jones (second-team), Collin Buchanan (second-team), Junior McMullen (third-team), DeAndre Montgomery (third-team), James Gardner (third-team) and Maurice Thomas (third-team kick returner) were honored by the conference. Five of the seven All-MAC award winners will return for next season.

## HOW IS THIS EVEN POSSIBLE?

How does a team start out 0-6 and then win six straight games? While the team was 0-6 to start the season, many of their contests came down to the wire in the first six weeks of the season. Miami had two fourth quarter leads during the losing streak (10 points vs. EIU and 3 points at Cincinnati) and had the ball down three points with four minutes to go in a loss to Ohio. Even with that, it's clear that the rushing attack and defense are major reasons for the sharp turn around.

### First Six Game ..... Last Six Games

17.0	Scoring	29.8
99.2	Rushing Offense	167.8
-5	Turnover Margin	+8
29.3	Scoring Defense	19.3
156.8	Rush Defense	122.5

## RED ZONE REDHAWKS

The red zone had not been kind to the Red and White earlier this season. In Miami's first six games, MU reached the red zone just 18 times and scored seven touchdowns and six field goals. Overall they walked away with points 72-percent of the time, but scored touchdowns at just a 39-percent clip. During the six game win streak Miami has entered the opponent's 20-yard line 19 times and scored on 17 occasions (89.5%). Even more impressive, they have scored 14 touchdowns in that span (73.7%).

## FAST START

In each of Miami's last four games they have scored touchdowns on their opening drives. Versus EMU, the RedHawks went 10 plays for 75 yards, against CMU, Miami marched 70 yards in seven plays, went 75 yards in six plays at Buffalo and traveled 74 yards in four plays versus Ball State ... all touchdowns on Miami's first possession on the contest. The RedHawks also scored touchdowns versus Central Michigan and Ball State on their first drives of the second half.

## BEEN A WHILE

The win over Ball State to end the regular season moved the RedHawks to 6-2 in conference play and was their sixth-consecutive win. The last time Miami finished at least 6-2 in conference play was in 2010 when the RedHawks went 7-1 in the MAC. That same season, Miami finished the season with six-straight wins. A win over Mississippi State would give the RedHawks seven-straight wins, a feat that has not been accomplished since Miami won 13 straight back in 2003.



# GAME 13 • MIAMI VS. MISSISSIPPI STATE

## MY BALL

Seven different times this season Miami has controlled the ball for over 31 minutes of action. Overall, Miami ranks third in the MAC and 27th nationally in time of possession (32:17).

### Team ..... Time of Poss.

at Iowa .....	36:21
Eastern Illinois .....	35:37
Western Kentucky .....	35:45
at Akron .....	31:25
at Bowling Green .....	38:39
at Eastern Michigan .....	34:40
at Buffalo .....	33:39

## GOING LONG

Helping with that time of possession has been the fact that Miami's offense has for the majority of the time had long touchdown drives this season. Of Miami's 33 touchdown drives, 30 of them have started on Miami's side of the field. Miami has seven touchdown drives of over 80 yards in length and another 15 drives that are between 70-79 yards.

## STATE OF THE PROGRAM

The RedHawks are in their third year of a massive rebuild under the leadership of Coach Martin. When Martin got to Miami on Dec. 3, 2013, the RedHawks were coming off a 0-12 season in which they averaged 9.8 points and allowed 35.7 points per game. Martin has used highly-ranked recruiting classes (top-3 class in the MAC in each of his three years) to rebuild depth and skill at each position. While the team is still extremely young, depth and athleticism should have Miami fans excited.

## HOW YOUNG?

Miami entered camp back on August 8 with 108 players on its roster, with just 10 of them playing in their final season in Oxford, Ohio. A complete roster breakdown is below.

5th-Seniors.....	7 (6.5%)
Seniors.....	3 (2.7%)
R-Juniors .....	8 (7.4%)
Juniors .....	7 (6.5%)
R-Sophomores.....	20 (18.5%)
Sophomores .....	16 (14.8%)
R-Freshmen.....	14 (13%)
Freshman.....	33 (30.6%)

## RedHawks in the NFL

There are currently four Miami RedHawks on current rosters in the National Football League.

### Brandon Brooks - Guard, Philadelphia Eagles

- 76th overall selection of the 2012 NFL draft
- Has started 46 games since 2013

### Zac Dysert - Quarterback, Arizona Cardinals

- Was a 7th round draft pick in the 2013 NFL draft by the Denver Broncos.

### Ben Roethlisberger - Quarterback, Pittsburgh Steelers

- Selected 11th overall in the 2004 NFL Draft
- Has won a pair of Super Bowls as the starting quarterback of the Steelers

### Quinten Rollins - Defensive Back, Green Bay Packers

- Was a 2nd round draft pick of the Green Bay Packers in 2015

## Retired Miami Numbers

### #7 Ben Roethlisberger

Ben Roethlisberger took his place in Miami Football history when his jersey No. 7 was retired on October 13, 2007, becoming just the third in program history to have his number retired. Roethlisberger ended his three-year playing tenure (2001-03) as the most prolific passer in program history.

### #40 Bob Hitchens

No. 40 was retired in 1973 to mark the accomplishments of tailback Bob Hitchens, who concluded his career as the most prolific runner in Miami history. At the end of his three-year tenure (1971-73), Hitchens owned Miami's season and career records for points, rushing touchdowns, rushing attempts and rushing yards.

### #41 Travis Prentice

No. 41 was retired to honor Travis Prentice. Prentice ranks sixth all-time in NCAA history with 5,596 rushing yards and second in total touchdowns with 78. He continues to own four NCAA records.

### #42 John Pont

Worn by halfback John Pont through three varsity football campaigns, No. 42 was retired by the Athletic Advisory Council following his senior season in 1951. Pont thus became the first athlete in Miami history to have his jersey retired.

## Miami By Class

### Seniors (10)

5th Year .....	7
True .....	3

### Juniors (15)

Redshirt.....	8
True .....	7

### Sophomores (36)

Redshirt.....	20
True .....	16

### Freshmen (47)

Redshirt.....	14
True .....	33

## By Percentages

### Seniors (9.2%)

5th Year .....	6.5%
True .....	2.7%

### Juniors (13.9%)

Redshirt.....	7.4%
True .....	6.5%

### Sophomores (33.3%)

Redshirt.....	18.5%
True .....	14.8%

### Freshmen (43.6%)

Redshirt.....	13%
True .....	30.6%

## GAME 13 • MIAMI VS. MISSISSIPPI STATE

### RAGLAND BY THE NUMBERS

6

Since Ragland entered the starting lineup the RedHawks are 6-0 and have won six straight games since beginning the season 0-6.

0

Ragland has thrown zero interceptions during Miami's six-game win streak and has never thrown an interception in his RedHawks' career.

178

In 178 pass attempts Ragland has never thrown an interception. He threw 29 passes in 2015 and 149 passes in 2016 with no turnovers.

1

Ragland has one torn ACL, suffered on April 10 during a spring practice. He returned to the playing field six months later to start versus Kent State on Oct. 15.

17

Since being named the starting quarterback, Ragland has accounted for 17 touchdowns. He has thrown for 15 and added two more on the ground.

**"Player of the Half Year:** *Miami (Ohio) quarterback Gus Ragland (26). His story is remarkable: after seeing spot duty in 2015 as a redshirt freshman, Ragland tore an ACL in spring ball and missed the first half of this season. Without him, the RedHawks were 0-6. Since he returned and entered the starting lineup, Miami has gone 6-0 and qualified for its first bowl since 2010.*" -- Pat Forde



### RAGLAND'S STORY

**DEC. 3, 2013** - Chuck Martin is named head coach for Miami University.

**DEC. 5, 2013** - Martin offers Ragland a scholarship to play quarterback for the RedHawks.

**2014** - Redshirts the 2014 season.

**2015** - Throws 29 passes and records 59 rushes in the entire season.

**APRIL 10, 2016** - Tears ACL in right knee during a spring practice.

**APRIL 17, 2016** - Has surgery at Beacon Surgery Center Summit Woods in Sharonville, Ohio by Dr. Tim Kremchek.

**APRIL 19, 2016** - Begins rehab.

**OCT. 11, 2016** - Cleared to begin practicing with the team.

**OCT. 15, 2016** - Starts versus Kent State. Helps lead RedHawks to first win of the season.

### THE RAGLAND FILE

#### Biography

**Eligibility:** Redshirt-Sophomore

**Height:** 6-1

**Weight:** 211

**Date of Birth:** June 5, 1995

**High School:** Moehler

**Hometown:** Cincinnati, Ohio

**Major:** Engineering Management

#### Game-by-Game Stats

	Comp.	Att.	Int.	Yards	TDs
Kent State	10	21	0	181	2
at BGSU	22	35	0	215	3
at E. Michigan	15	23	0	175	1
Central Michigan	13	21	0	218	4
at Buffalo	7	14	0	105	2
Ball State	26	35	0	380	3

# GAME 13 • MIAMI VS. MISSISSIPPI STATE

## Miami By The Numbers

Overall Record .....	6-6
MAC Record.....	6-2
Non Conference.....	0-4
Home .....	3-3
Road .....	3-3
Neutral.....	0-0
Current Regular Season Streak.....	6 Wins
Day.....	4-6
Night .....	2-0
TV Game .....	6-6
August .....	0-0
September .....	0-4
October .....	3-2
November .....	3-0
vs. top 25 Teams.....	0-1
vs. Non ranked teams.....	6-5
On Turf.....	6-6
On Grass.....	0-0
Scoring first.....	3-2
Leading after first quarter .....	3-2
Behind after first quarter .....	2-3
Tied after first quarter .....	1-1
Leading after second quarter .....	4-1
Behind after second quarter .....	2-4
Tied after second quarter .....	0-1
Leading after third quarter .....	4-2
Behind after third quarter .....	2-4
Tied after third quarter .....	0-0
Overtime.....	0-0
Scoring less than 20 points.....	1-3
Scoring 20+ points.....	2-3
Scoring 30+ points.....	3-0
Allowing less than 20 points .....	2-2
Allowing 20-29 points .....	3-2
Allowing 30+ points.....	0-3
Outgain opponent.....	3-4
Opponent outgains Miami .....	3-2
Tie in total yards.....	0-0
Win turnover margin.....	5-3
Lose turnover margin .....	0-3
Tie in turnovers .....	1-0
Game decided between 1-10 points.....	2-4
Game decided by 11-20 points .....	3-0
Game decided by 20+ points.....	1-2

## JUST THE BEGINNING

This bowl contest, a six-game win streak and MAC East co-Champions could just be the beginning for this RedHawks' football program, based on the youth around the team. On Miami's two-deep for the contest versus Mississippi State, the RedHawks list 51 players. Of those 51 players, 11 are freshmen, 24 are sophomores, seven are juniors and just nine seniors are listed.

## PLAYERS LOST TO INJURY

While the two-deep is still extremely young, it could be even younger if not for several key injuries throughout the season. Prior to the season even beginning Miami lost starters junior Zach Hovey (LT), sophomore Nate Becker (TE) and sophomore Jordan Martin (QB). Also missing the bowl game due to injury are sophomore Quinn Calcagno (DE), sophomore Chris Hudson (WR) and sophomore Zach Swarts (OL).

## DEFENSE CONTINUES TO SET THE TONE

Miami's defense has been a strong point for the team most of the season and in fact, is one of the top defenses in the MAC in several categories.

- Miami ranks first in the MAC in total defense (354.8) and third in scoring defense (24.3).
- The Red and White rank second in the MAC in rush defense (139.8).
- The RedHawks lead the MAC in interceptions (14) and are third in pass defense efficiency (121.6). The 14 interceptions rank 14th in the nation.
- Miami is fourth in sacks (24) and is second in red zone defense in the MAC (77.5%).

## RUNNING ON FULL

Helping the defense to stay off the field the past few weeks has played a major role in Miami's win streak. Over the past six weeks Miami has averaged 167.8 yards per game on the ground.

Team .....	Att. ....	Yards .....	Avg.
First Six Games .....	218 (36.3/game).....	595 (99.2/game).....	2.7
vs. Kent State .....	37 .....	79.....	2.1
at Bowling Green .....	46 .....	214.....	4.7
at Eastern Michigan .....	43 .....	230.....	5.4
vs. Central Michigan .....	41 .....	218.....	5.3
at Buffalo .....	39 .....	204.....	5.2
vs. Ball State .....	25 .....	62.....	2.5

## CATCH ME IF YOU CAN

A major factor in that run game has been sophomore Kenny Young. In four of the last six games Young has used his speed to record a long play resulting in an MU touchdown. Versus Kent State, Young caught a swing pass and ran 55 yards for the game-winning touchdown with under 90 seconds to play. Against BGSU, he set up a short touchdown after rushing for 62 yards on a single carry. Young added a 54-yard touchdown run versus Eastern Michigan and had a career-long 72-yard rushing touchdown versus Central Michigan on the first play of the second half.

## IN GUS WE TRUST

After beginning the season 0-6, head coach Chuck Martin turned to redshirt sophomore quarterback Gus Ragland. Ragland has since led Miami to six straight wins over Kent State, Bowling Green, Eastern Michigan, Central Michigan, Buffalo and Ball State while throwing for 1,274 yards and 15 touchdowns with no interceptions. That's not even the most remarkable part ... back on April 10, Ragland suffered an ACL tear in his right leg and returned to the playing field six months later.



## GAME 13 • MIAMI VS. MISSISSIPPI STATE

### RETURN FROM INJURY

As mentioned earlier, sophomore quarterback Gus Ragland returned to face Kent State, just six months after suffering an ACL tear in his right knee. In a non-contact injury during spring practice on April 10, Ragland suffered a complete tear of his ACL. He had surgery a week later on April 17 and returned to face the Golden Flashes on Oct. 15.

### TAKING CARE OF BUSINESS

Since taking over the starting role, Ragland's stat lines are not eye popping, but what he is doing is taking care of the football. Through six starts he has yet to throw an interception in 149 pass attempts. In fact, Ragland has never thrown an interception in his Miami career, throwing 29 passes last season with no interceptions. In all, he has thrown 178 passes as a RedHawk with no turnovers. In the history of college football only one quarterback has attempted at least 150 passes in a season and not thrown an interception. Matt Blundin threw 224 passes for Virginia back in 1991 with zero turnovers.

### NCAA Pass Efficiency Leaders

1. Baker Mayfield (Oklahoma) .....	197.8
2. Logan Woodside (Toledo) .....	183.9
3. Mike White (WKU) .....	181.0
4. Zach Terrell (Western Michigan) .....	180.6
5. Jake Browning (Washington) .....	176.5
6. Gus Ragland (Miami) .....	167.5

### WHAT A DIFFERENCE A YEAR MAKES

Last season James Gardner had three catches for 72 yards as a freshman for the RedHawks offense. This season he already has more touchdown catches than he had receptions in 2015. The sophomore is second on the team in catches (40) and first in yards (658) and touchdowns (5). Gardner had scored touchdowns in four straight games earlier this season.

### SHORT RECRUITING TRIP

Head Coach Chuck Martin was able to save on the recruiting budget when he signed running back Maurice Thomas a year ago. Thomas, a local product from Talawanda High School (located in Oxford, Ohio) is making Coach Martin happy he made the short trip. Versus Cincinnati the sophomore had a 94-yard kick return down to the Bearcats' 6-yard line, the longest kick return in school history that did not result in a score.

### OUR QB SACKED YOURS

On the opening series versus Cincinnati, defensive end Austin Gearing came around the edge to bring down the UC quarterback for his first career sack. While he is a fifth-year senior, the difference is that he was Miami's starting quarterback for the final three games of the 2013 season. That's right, a former starting quarterback now starts at defensive end for the Red and White. Gearing checked in at 6-foot-5 and 212 pounds back in 2013 and now is up to 257 pounds just three years later. Gearing added two sacks versus Ohio and has 4.0 sacks and three forced fumbles this season.

### Record Watch

#### Career Sacks

Jon Wauford (1988-91) .....	35
Andy Howard (1988-91) .....	26
JT Jones (2013-PR) .....	24.5

#### Career Sack Yards

Jon Wauford (1988-91) .....	240
Andy Howard (1988-91) .....	161
JoJuan Armour (1995-98) .....	160
JT Jones (2013-PR) .....	146

### Player Awards

#### Collin Buchanan, OL

• Second-team All-MAC

#### James Gardner, WR

• Third-team All-MAC

#### Heath Harding, DB

• First-team All-MAC

#### JT Jones, DL

• Second-team All-MAC  
• MAC Defensive Player of the Week (Week 9)

#### Kyle Kramer, P

• MAC Special Teams Player of the Week (Week 8)

#### Junior McMullen, LB

• Third-team All-MAC  
• MAC Defensive Player of the Week (Week 4)

#### De'Andre Montgomery, DB

• Third-team All-MAC  
• MAC Defensive Player of the Week (Week 11)  
• College Sports Madness MAC Defensive Player of the Week (Week 11)  
• College Sports Madness National Defensive Player of the Week (Week 11)

#### Gus Ragland, QB

• MAC Offensive Player of the Week (Week 10)  
• MAC Offensive Player of the Week (Week 12)

#### Tony Reid, DB

• College Sports Madness MAC Defensive Player of the Week (Week 10)

#### Zach Smierciak, DL

• MAC Defensive Player of the Week (Week 7)

#### Maurice Thomas, RB

• Third-team All-MAC (kick returner)

## GAME 13 • MIAMI VS. MISSISSIPPI STATE

### Famous RedHawks

**C. Michael Armstrong**

CEO of AT&T

**Adam Bain**

COO of Twitter

**Paul Brown**

Partial founder and head coach of the Cleveland Browns and Cincinnati Bengals

**Rita Dove**

U.S. Poet Laureate

**Wayne Embry**

NBA player and team general manager

**Richard T. Farmer**

CEO of the Cintas Corporation

**Ryan Graves**

SVP at Uber

**John Harbaugh**

Head coach of the Baltimore Ravens

**Benjamin Harrison**

23rd President

**Bill Hemmer**

Fox News anchor

**Wil Haygood**

Author

**Katie Lee**

Television personality

**Marne Levine**

COO of Instagram

**Ben Roethlisberger**

Super bowl-winning quarterback of the Pittsburgh Steelers

**Paul Ryan**

Speaker of the House of Representatives

**Donna Shalala**

U.S. Secretary of Health and Human Services

### MAN IN THE MIDDLE

Middle linebacker Junior McMullen is thriving as a first-year starter for the RedHawks defense. He is second on the team with 82 tackles. He earned MAC Defensive Player of the Week after recording 14 tackles versus arch-rival Cincinnati.

### GOOD THINGS COME TO THOSE THAT WAIT

Sophomore linebacker Brad Koenig was gifted a surprise this offseason. Coach Martin awarded Koenig with a scholarship after finishing the 2015 season with 24 tackles and 1.0 sack. Koenig is currently fourth on the team in tackles (62) and second in tackles for loss (8.0). He also recorded his first career interception versus UC.

### PLAYING WITH AN EDGE

JT Jones had a breakout season last year, earning second-team all-MAC honors, by finishing the season with 52 tackles, 10.0 sacks and 14.5 tackles for loss. His sack total was second-best in the MAC. His biggest game was a four-sack performance in a 28-13 win over Eastern Michigan in which he established a new school record for sacks in a game. Jones had 2.0 sacks versus Eastern Michigan and now has 24.5 sacks in his career, tied for third most in school history. He trails just Jon Wauford (35) and Andy Howard (26) on the all-time Miami career sack list.

### IF YOU BUILD IT...

Miami's Athletic Director, David Saylor, has been busy in his first 47 months, adding several facilities for the department. The two newest installment can be seen just north of Yager Stadium. The new David and Anita Dauch Indoor Sports Center (DISC) opened in February of 2015 and features a full length 120-yard field and four sprint lanes.

Between Yager Stadium and the DISC will be the Athletic Performance Center. The APC will provide much-needed upgrades to Miami Football's locker room and offices while also hosting a state-of-the-art medical and athletic training facility that will serve all Miami's student-athletes. This construction is scheduled to be completed by January 2017.

### CAPTAIN, MY CAPTAIN

Miami will have no season-long captains for the 2016 season. Captains will be selected on a game-by-game basis.

# GAME 13 • MIAMI VS. MISSISSIPPI STATE

## BOWL GAME RECORDS

### TEAM

**Most Plays:** 77 vs. South Carolina, 1975 Tangerine; vs. MTSU, 2011 GoDaddy.com  
**Most Total Offense Yards:** 597 vs. Louisville, 2003 GMAC  
**Most Rushing Attempts:** 60 vs. South Carolina, 1975 Tangerine  
**Most Rushing Yards:** 294 vs. Texas Tech, 1947 Sun  
**Most Pass Completions:** 23 vs. Middle Tennessee St., 2011 GoDaddy.com  
**Most Pass Attempts:** 44 vs. Iowa State, 2004 Independence  
**Most Passing Yards:** 376 vs. Louisville, 2003 GMAC  
**Most Interceptions Thrown:** 5 vs. San Jose State, 1986 California  
**Most Punts:** 10 vs. Florida, 1973 Tangerine  
**Highest Punting Average:** 45.4 vs. Iowa State, 2004 Independence  
**Most Punt Returns:** 6 vs. three teams  
**Most Punt Return Yardage:** 72 vs. Iowa State, 2004 Independence  
**Most Kickoff Returns:** 7 vs. Houston, 1962 Sun  
**Most Kickoff Return Yards:** 175 vs. Houston, 1962 Tangerine  
**Most Field Goals Attempted:** 3 vs. Houston, 1962 Tangerine  
**Most Field Goals Made:** vs. Houston, 1962 Tangerine  
**Most Points Scored:** 49 vs. Louisville, 2003 GMAC  
**Most First Downs:** 28 vs. Louisville, 2003 GMAC  
**Most Penalties:** 10 vs. San Jose State, 1986 California  
**Most Penalty Yards:** 101 vs. San Jose State, 1986 California  
**Most Fumbles:** 3 vs. Georgia, 1974 Tangerine  
**Most Fumbles Lost:** 3 vs. Georgia, 1974 Tangerine

### INDIVIDUAL

**Most Rushing Attempts:** 30 by Rob Carpenter (114 yards) vs. Georgia, 1974 Tangerine  
**Most Rushing Yards:** 157 yards by Chuck Varner (28 carries) vs. Florida, 1973 Tangerine  
**Most Rushing Touchdowns:** 2 by Jim Bailey vs. Arizona State, 1950 Salad; Rob Carpenter vs. Georgia, 1974 Tangerine; Thomas Merriweather vs. Middle Tennessee State, 2011 GoDaddy.com  
**Most Pass Completions:** 22 by Austin Boucher vs. Middle Tennessee State, 2011 GoDaddy.com  
**Most Pass Attempts:** 44 by Josh Betts vs. Iowa State, 2004 Independence  
**Most Passing Yards:** 376 by Ben Roethlisberger vs. Louisville, 2003 GMAC  
**Most Touchdown Passes:** 4 by Ben Roethlisberger vs. Louisville, 2003 GMAC  
**Most Interceptions Thrown:** 4 by Terry Morris vs. San Jose State, 1986 California  
**Most Receptions:** 9 by Martin Nance, 2003 GMAC  
**Most Receiving Yards:** 169 by Martin Nance, 2003 GMAC  
**Most Touchdown Receptions:** 2 by Michael Larkin vs. Louisville, 2003 GMAC  
**Most Points Scored:** 12 by Jim Bailey vs. Arizona State, 1950 Salad; Rob Carpenter vs. Georgia, 1974 Tangerine; Michael Larkin vs. Louisville, 2003 GMAC; Thomas Merriweather vs. MTSU, 2011 GoDaddy.com  
**Most Field Goals Attempted:** 3 by Bob Jencks vs. Houston, 1962 Tangerine  
**Most Field Goals Made:** 3 by Bob Jencks vs. Houston, 1962 Tangerine  
**Most Punts:** 10 by Chuck Varner vs. Florida, 1973 Tangerine  
**Highest Punting Average:** 45.4 by Mike Wafzig vs. Iowa State (8 attempts), 2004 Independence  
**Most Interceptions:** 2 by John McVay vs. Florida, 1973 Tangerine

### LONGEST PLAYS

**Rush:** 50 yards by Jim Bailey vs. Arizona State, 1950 Salad  
**Rushing TD:** 50 yards by Jim Bailey vs. Arizona State, 1950 Salad  
**Pass:** 70 yards from Austin Boucher to Armand Robinson vs. Middle Tennessee State, 2011 GoDaddy.com  
**Passing TD:** 28 yards from Ben Roethlisberger to Michael Larkin vs. Louisville, 2003 GMAC  
28 yards from Josh Betts to Luke Clemens vs. Iowa State, 2004 Independence  
**Punt:** 67 yards by Mike Wafzig vs. Iowa State, 2004 Independence  
**Field Goal:** 47 yards by Fred Johnson vs. South Carolina, 1975 Tangerine  
**Punt Return:** 44 by Ryne Robinson vs. Iowa State, 2004 Independence; DeMarco Paine vs. MTSU, 2011 GoDaddy.com  
**Kickoff Return:** 39 yards by Dayonne Nunley vs. MTSU, 2011 GoDaddy.com  
**Interception Return:** 52 yards by Dayonne Nunley vs. MTSU, 2011 GoDaddy.com

### COMPLETE MIAMI BOWL GAME HISTORY

- 1948 Sun Bowl (Won 13-12 vs. Texas Tech)
- 1950 Salad Bowl (Won 34-21 vs. Arizona State)
- 1962 Tangerine Bowl (Lost, 49-21 vs. Houston)
- 1973 Tangerine Bowl (Won, 16-7 vs. Florida)
- 1974 Tangerine Bowl (Won, 21-10 vs. Georgia)
- 1975 Tangerine Bowl (Won, 20-7 vs. South Carolina)
- 1986 California Bowl (Lost, 37-7 vs. San Jose State)
- 2003 GMAC Bowl (Won, 49-28 vs. Louisville)
- 2004 Independence Bowl (Lost, 17-13 vs. Iowa State)
- 2010 GoDaddy Bowl (Won, 35-21 vs. Middle Tennessee State)



## GAME 13 • MIAMI VS. MISSISSIPPI STATE

Miami University, known world-wide as the "Cradle of Coaches," contributed four alumni to *Sporting News Magazine's* 50 Greatest Coaches, dominating all other universities.

PAUL BROWN ('30) was named as the 12th greatest coach of all time by The Sporting News (TSN). Miamians WALTER ALSTON ('35) and BO SCHEMBECHLER ('51) ranked 35th and 36th on the list, while ARA PARSEGHIAN ('49) was selected as sports' 44th greatest coach. A fifth man with Miami ties, WOODY HAYES, ranked 27th on TSN's list. Hayes served as Miami's football coach from 1949-50.

The August 3, 2009 publication asked a panel of 118 top coaches, media and sports administrators to choose the Top 50 list.

Altogether, only four universities contributed more than one alumnus to the list. Miami's four alumni topped Alabama (Paul "Bear" Bryant and Bobby Bowden), Minnesota (Bud Wilkinson and Herb Brooks) and Kansas (Dean Smith and Adolph Rupp), which each had two alums ranked among the Top 50. Purdue graduate John Wooden, the famed "Wizard of Westwood", was ranked as the No. 1 coach of all time.




PAUL BROWN

An Ohio native who was a two-year football letter winner (1928-29), **Paul Brown** is a member of Miami's "Cradle of Coaches" and excelled as a coach at the collegiate and professional levels. Brown was head coach at Ohio State (1941-43) and led the Buckeyes to their first national title in 1942. **Brown** then served as head coach at the professional level with the Cleveland Browns (1946-62) and Cincinnati Bengals (1968-75), winning championships in the All-America Football Conference and National Football League. **Brown** was elected into the Pro Football Hall of Fame in 1967, and the current home stadium of the Bengals bears his name.



WALTER ALSTON

Always displaying a calm, professional demeanor, the unflappable **Walter Alston** managed the Brooklyn and Los Angeles Dodgers for 23 seasons (1954-76), winning seven National League pennants and four World Series championships. His squads would win 2,040 games during his tenure, the seventh-highest win total among major league managers. He helped to establish a "Dodger Way," which many of his former players later used to become successful managers themselves.



BO SCHEMBECHLER

A member of Miami's "Cradle of Coaches" and the College Football Hall of Fame, **Bo Schembechler** was a two-year letter winner (1949-50) and head coach (1963-68) with the Red and White. During his six seasons as head coach, **Schembechler** led Miami to a 40-17-3 record and back-to-back conference co-championships (1965-66). **Schembechler** then became the head coach at the University of Michigan (1969-89) and led the Wolverines to 13 Big Ten titles.



ARA PARSEGHIAN

A member of Miami's "Cradle of Coaches" and the College Football Hall of Fame, **Ara Parseghian** was a football letter winner (1946-47) before moving to the sidelines as an assistant coach (1950) and head coach (1951-55). During his five seasons as Miami's head coach, **Parseghian** compiled a 39-6-1 record and won back-to-back Mid-American Conference Championships (1954-55). **Parseghian** went on to coach at Northwestern (1956-63) and Notre Dame (1964-74) where he was named National Coach of the Year in 1964.



WOODY HAYES

A member of Miami's "Cradle of Coaches" and the College Football Hall of Fame, **Woody Hayes** served as the head coach of Miami during the 1949-50 and 1950-51 seasons. In his last year as head coach he led the RedHawks to a 9-1 record and a MAC Championship, and also led his team to a victory in the Salad Bowl. Hayes went on to coach at the Ohio State University (1951-78) where he became a fixture for the Scarlet and Grey and quickly became recognized as one of the greatest coaches of all time. At OSU he compiled a 205-61-10 record (.761) and led the Buckeyes to five national titles, 13 Big Ten championships, and four bowl victories. He is a three-time winner of the College Football Coach of the Year Award.

### THE SPORTING NEWS TOP 50 COACHES OF ALL TIME

1. John Wooden (Purdue)
2. Vince Lombardi (Fordham)
3. Paul Bryant (Alabama)
4. Phil Jackson (North Dakota)
5. Don Shula (John Carroll)
6. Red Auerbach (George Washington)
7. Scotty Bowman (did not attend college)
8. Dean Smith (Kansas)
9. Casey Stengel (did not attend college)
10. Knute Rockne (Notre Dame)
11. Pat Summitt (Tennessee-Martin)
12. **Paul Brown (Miami)**
13. Joe Paterno (Brown)
14. George Halas (Illinois)
15. Chuck Noll (Dayton)
16. Bob Knight (Ohio State)
17. Joe Gibbs (San Diego State)
18. Tom Landry (Texas)
19. Mike Krzyzewski (U.S. Military Academy)
20. Bill Belichick (Wesleyan University)
21. Adolph Rupp (Kansas)
22. Joe McCarthy (Niagara)
23. Eddie Robinson (Leland College)
24. Bobby Bowden (Alabama)
25. John McGraw (did not attend college)
26. Bill Walsh (San Jose State)
27. **Woody Hayes (Denison University)**
28. Connie Mack (did not attend college)
29. Bud Wilkinson (Minnesota)
30. Pat Riley (Kentucky)
31. Pete Newell (Loyola, Calif. University)
32. Joe Torre (did not attend college)
33. Bill Parcells (Wichita State)
34. Tom Osborne (Hastings College)
35. **Walter Alston (Miami)**
36. **Bo Schembechler (Miami)**
37. Toe Blake (did not attend college)
38. Sparky Anderson (did not attend college)
39. Al Arbour (did not attend college)
40. Amos Alonzo Stagg (Yale University)
41. Tony La Russa (South Florida)
42. Geno Auriemma (West Chester University)
43. Dick Irvin (did not attend college)
44. **Ara Parseghian (Miami)**
45. Chuck Daly (Bloomsburg University)
46. Bobby Cox (did not attend college)
47. Hank Iba (Westminster College)
48. Tommy Lasorda (did not attend college)
49. Gregg Popovich (U.S. Air Force Academy)
50. Herb Brooks (Minnesota)

# GAME 13 • MIAMI VS. MISSISSIPPI STATE

## DEPTH CHART AS OF DEC. 14, 2016

### OFFENSE (MULTIPLE)

<b>WR</b>	<b>88 Jared Murphy</b> ..... 5-10, 179, R-Jr., Columbia City, Ind. 86 Luke Mayock..... 6-5, 200, R-Fr., Sugarland, Texas
<b>LT</b>	<b>52 Jordan Rigg</b> ..... 6-4, 287, R-So., Springboro, Ohio 77 Matt Skibinski..... 6-5, 292, R-Fr., Livonia, Mich.
<b>LG</b>	<b>67 Jordan Diamond</b> ..... 6-5, 327, 5-Sr., Chicago, Ill. 77 Matt Skibinski..... 6-5, 292, R-Fr., Livonia, Mich.
<b>C</b>	<b>51 Danny Godlevske</b> ..... 6-2, 298, Fr., Indianapolis, Ind. 56 Mitch Palmer ..... 6-2, 297, R-So., St. Louis, Mo.
<b>RG</b>	<b>66 Sam McCollum</b> ..... 6-3, 309, So., Dublin, Ohio 50 Ryan Mullen..... 6-3, 287, So., Lake Villa, Ill.
<b>RT</b>	<b>72 Collin Buchanan</b> ..... 6-5, 328, Sr., Southfield, Mich. 71 Sam Murrer ..... 6-4, 305, R-Fr., Park Hills, Ky.
<b>TE</b>	<b>82 Ryan Smith</b> ..... 6-4, 265, Jr., River Forest, Ill. 84 Alexx Zielinski ..... 6-5, 244, R-Fr., Brighton, Mich.
<b>QB</b>	<b>14 Gus Ragland</b> ..... 6-1, 211, R-So., Cincinnati, Ohio 5 Billy Bahl..... 6-4, 237, So., Woodstock, Ill.
<b>RB</b>	<b>26 Alonzo Smith</b> ..... 5-9, 225, R-So., Riviera Beach, Fla. 3 Kenny Young ..... 5-7, 196, R-So., Tallahassee, Fla.
<b>WR</b>	<b>10 Sam Shisso</b> ..... 6-5, 217, 5-Sr., Charlotte, N. Car. 83 Sam Martin..... 6-2, 196, Jr., Boulder, Colo.
<b>WR</b>	<b>6 Rokeem Williams</b> ..... 6-1, 197, 5-Sr., Williston, S. Car. 81 James Gardner..... 6-4, 212, So., Fort Lauderdale, Fla.

### DEFENSE (MULTIPLE)

<b>DE</b>	<b>91 JT Jones</b> ..... 6-3, 246, 5-Sr., Milledgeville, Ga. 90 Dean Lemon ..... 6-2, 258, So., Kettering, Ohio
<b>DT</b>	<b>96 Nate Trawick</b> ..... 5-11, 312, So., Richmond, Ind. 94 Mack Duffin..... 6-2, 277, R-So., Avon, Ind.
<b>NT</b>	<b>55 Ikeem Allen</b> ..... 6-1, 268, Jr., Charlotte, NC 69 AJ Burdine ..... 6-2, 290, R-Jr., Cincinnati, Ohio
<b>DE</b>	<b>11 Austin Gearing</b> ..... 6-5, 257, 5-Sr., Franklin, Ohio 9 Brad Earnest..... 6-1, 240, R-So., Atlanta, Ga.
<b>WILL</b>	<b>38 Brad Koenig</b> ..... 6-1, 227, R-So., Ann Arbor, Mich. 49 TJ Williams ..... 6-0, 205, Sr., Creve Coeur, Mo.
<b>MLB</b>	<b>5 Junior McMullen</b> ..... 6-0, 236, So., Oak Park, Mich. 48 Sam Connolly ..... 6-1, 243, R-So., Chicago, Ill.
<b>STAR</b>	<b>21 De'Andre Montgomery</b> .. 6-2, 220, So., Hampton, Ga. 49 TJ Williams ..... 6-0, 205, Sr., Creve Coeur, Mo.
<b>CB</b>	<b>15 Deondre Daniels</b> 5-11 190, So., Goose Creek, S. Car. 1 Cedric Asseh ..... 6-0, 182, R-Fr., Loganville, Ga.
<b>S</b>	<b>2 Josh Allen</b> ..... 6-0, 205, So., Charlotte, N. Car.
<b>OR</b>	<b>30 Buchi Okafor</b> ..... 6-1, 197, Sr., Lewis Center, Ohio
<b>S</b>	<b>14 Tony Reid</b> ..... 5-11, 192, Jr., Charlotte, N. Car. 22 Matt Merimee..... 6-3, 204, R-So., Fairview Park, Ohio
<b>CB</b>	<b>24 Heath Harding</b> .... 5-10, 186, R-Jr., Englewood, Ohio 4 Allan Koikoi ..... 5-11, 193, So., Randallstown, Mary.

### SPECIAL TEAMS

<b>PK</b>	<b>97 Nick Dowd</b> ..... 5-8, 205, So., Westfield, Ind. 79 Sam Sloman ..... 5-8, 212, Fr., Roswell, Ga.
<b>P</b>	<b>9 Kyle Kramer</b> ..... 6-3, 203, R-Fr., Glyn Ellyn, Ill. 45 Justin Martin..... 6-4, 223, R-So., West Chester, Ohio
<b>LS</b>	<b>59 Evan Crabtree</b> ..... 5-10, 234, R-Fr., Dublin, Ohio 62 Trent Kramer ..... 6-0, 258, Fr., Naperville, Ill.
<b>HD</b>	<b>45 Justin Martin</b> .... 6-4, 223, R-So., West Chester, Ohio 88 Jared Murphy ..... 5-10, 179, R-Jr., Columbia City, Ind.
<b>KR</b>	<b>31 Maurice Thomas</b> ..... 5-11, 176, So., Oxford, Ohio 3 Kenny Young..... 5-7, 196, R-So., Tallahassee, Fla.
<b>PR</b>	<b>88 Jared Murphy</b> .. 5-10, 184, R-Jr., Columbia City, Ind. 81 James Gardner..... 6-4, 212, So., Fort Lauderdale, Fla.

### PRONUNCIATIONS

Cedric Asseh	Uh-SAY
Billy Bahl	Ball
AJ Burdine	Bur-DINE
Quinn Calcagno	Cal-cag-no
Austin Gearing	GEER-ing
Allan Koikoi	Coy-Coy
Brad Koenig	Kay-Nig
Grant Niemiec	Knee-Mick
Buchi Okafor	BOO-Chee
Jack Schorer	Shore-er
Zach Smierciak	Smur-chick
Noah Wezensky	Wey-zin-ski

# GAME 13 • MIAMI VS. MISSISSIPPI STATE

## MIAMI ALPHABETICAL AND NUMERICAL ROSTERS

No.	Name	Ht.	Wt.	Pos.	Cl.	Hometown (High School/Previous School)
39	Nigel Adams	6-0	238	LB	FR	Lawrenceville, Ga. (Central Gwinnett)
55	Ikeem Allen	6-1	268	DL	JR	Charlotte, N. Car. (Mallard Creek)
2	Joshua Allen	6-0	205	DB	SO	Charlotte, N. Car. (Victory Christian)
1	Cedric Asseh	6-0	182	DB	R-FR	Loganville, Ga. (Grayson)
5	Billy Bahl	6-4	237	QB	SO	Woodstock, Ill. (Marian Central Catholic)
12	Travion Banks	6-0	183	DB	FR	Evanston, Ill. (Evanston)
44	Nate Becker	6-5	253	TE	R-SO	Carmel, Ind. (Carmel)
28	Bert Birdsall	5-11	166	DB	R-JR	Chesterfield, Mo. (CBC)
26	Joey Brookhart	6-1	181	PK	FR	Dallas, Texas (Lovejoy)
72	Collin Buchanan	6-5	328	OL	SR	Southfield, Mich. (Southfield)
69	AJ Burdine	6-2	290	DL	R-JR	Cincinnati, Ohio (Elder)
27	Kobe Burse	6-0	219	DB	FR	Muskegon Heights, Mich. (Mona Shores)
92	Quinn Calcagno	6-4	248	DE	SO	Wheaton, Ill. (St. Francis)
48	Sam Connolly	6-1	243	LB	R-SO	Chicago, Ill. (Mt. Carmel)
58	Doug Costin	6-2	285	DL	FR	West Chester, Pa. (Bishop Shanahan)
59	Evan Crabtree	5-10	234	LS	R-FR	Dublin, Ohio (Dublin Coffman)
15	Deondre Daniels	5-11	190	DB	SO	Goose Creek, S. Car. (Goose Creek)
29	Sawyer Dean	5-9	177	WR	R-SO	Kings Mill, Ohio (Kings)
67	Jordan Diamond	6-5	327	OL	5-SR	Chicago, Ill. (Simeon)
97	Nick Dowd	5-8	205	PK	SO	Westfield, Ind. (Westfield)
54	Tommy Doyle	6-8	291	OL	FR	Edina, Minn. (Edina)
94	Mack Duffin	6-2	277	DL	R-SO	Avon, Ind. (Avon)
9	Brad Earnest	6-1	240	LB	R-SO	Atlanta, Ga. (Lakeside)
22	Stori Emerson	6-2	216	WR	FR	Indianapolis, Ind. (Ben Davis)
85	Tyler Fleetwood	6-1	202	WR	FR	Lilburn, Ga. (Parkview)
63	Brady Garber	5-8	180	PK	FR	Hinsdale, Ill. (Hinsdale Central)
81	James Gardner	6-4	212	WR	SO	Fort Lauderdale, Fla. (Fort Lauderdale)
11	Austin Gearing	6-5	257	DL	5-SR	Franklin, Ohio (Bishop Fenwick)
51	Danny Godlevske	6-2	298	OL	FR	Indianapolis, Ind. (Bishop Chatard)
12	Tay Gowan	6-1	166	DB	FR	Covington, Ga. (Newton)
89	Alec Greene	6-3	265	TE	R-SO	Columbus, Ohio (Bishop Watterson)
19	KJ Hancock	6-1	202	WR	FR	Suwanee, Ga. (North Gwinnett)
24	Heath Harding	5-10	186	DB	R-JR	Englewood, Ohio (Dayton Christian)
80	Quentin Hardy	6-5	233	TE	R-FR	Murfreesboro, Tenn. (Blackman)
35	Zack Hazlett	5-11	190	DB	FR	Dublin, Ohio (Dublin Jerome)
76	Randy Heideman	6-5	312	OL	R-JR	Bloomington, Ill. (Normal Community)
25	Isaiah Hill	5-11	208	WR	R-FR	Duncan, S. Car. (Byrnes)
46	Andrew Homer	6-6	230	TE	FR	Cincinnati, Ohio (St. Xavier)
57	Zach Hovey	6-4	281	OL	JR	Eden Prairie, Minn. (Eden Prairie)
4	Chris Hudson	6-4	224	WR	R-SO	Hazard, Ky. (Hazard)
28	DeAndre Huff	5-11	196	WR	FR	Covington, Ga. (Newton)
31	Evan Jakubowski	5-11	189	PK	SO	Wheaton, Ill. (Warrenville South)
91	JT Jones	6-3	246	DL	5-SR	East Atlanta, Ga. (Miller Grove)
23	Zach Kahn	5-10	195	RB	FR	Strongsville, Ohio (Strongsville)
95	Ben Kimpler	6-6	243	DL	FR	Libertyville, Ill. (Libertyville)
38	Brad Koenig	6-1	227	LB	R-SO	Ann Arbor, Mich. (Pioneer)
4	Allan Koikoi	5-11	193	DB	SO	Randallstown, Mary. (St. Paul's)
9	Kyle Kramer	6-3	203	PK	R-FR	Glen Ellyn, Ill. (Glenbard West)
62	Trent Kramer	6-0	258	LS	FR	Naperville, Ill. (Benet Academy)
75	Jarrett LaRubbio	6-5	300	OL	JR	Middletown, Ohio (Lakota East)
37	Nick Lavigna	6-2	207	LB	FR	Cleveland, Ohio (St. Ignatius)
78	Ian Leever	6-6	303	OL	R-FR	Loveland, Ohio (Loveland)
90	Dean Lemon	6-2	258	DE	SO	Kettering, Ohio (Archbishop Alter)
19	Nick Marosi	6-1	213	WR	R-FR	Grand Rapids, Mich. (Catholic Central)
16	Jordan Martin	6-1	208	QB	R-SO	Bedford, Ohio (Cuyahoga Heights)

No.	Name	Pos.
1	Cedric Asseh	DB
2	Joshua Allen	DB
3	Kenny Young	RB
4	Chris Hudson	WR
4	Allan Koikoi	DB
5	Billy Bahl	QB
5	Junior McMullen	LB
6	Rokeem Williams	WR
8	Jack Sorenson	WR
8	Daryus Thompson	DB
9	Kyle Kramer	P
9	Brad Earnest	LB
10	Sam Shisso	WR
11	Austin Gearing	DL
12	Tay Gowan	DB
12	Travion Banks	DB
13	Kyle Row	WR
14	Gus Ragland	QB
14	Tony Reid	DB
15	Deondre Daniels	DB
16	Jordan Martin	QB
17	Myles Reid	DB
18	Noah Wezensky	QB
19	Nick Marosi	WR
19	KJ Hancock	WR
20	Spencer McInnis	RB
21	Ryan Sandles	PK
21	De'Andre Montgomery	DB
22	Stori Emerson	WR
22	Matt Merimee	DB
23	Zach Kahn	RB
24	Heath Harding	DB
25	Ryan McWood	LB
25	Isaiah Hill	WR
26	Alonzo Smith	RB
26	Joey Brookhart	PK
27	Kobe Burse	DB
27	Jared Sharp	WR
28	DeAndre Huff	WR
28	Bert Birdsall	DB
29	Sawyer Dean	WR
30	Buchi Okafor	DB
31	Maurice Thomas	RB
31	Evan Jakubowski	PK
32	Zach Smierciak	DL
33	Leonard Ross	RB
33	Payton O'Reilly	LB
35	Zack Hazlett	DB
36	Paul Moses	LB
37	Nick Lavigna	LB
37	Grant Niemiec	RB
38	Brad Koenig	LB
39	Nigel Adams	LB
43	Kyle Speas	TE
44	Nate Becker	TE
45	Justin Martin	P/PK
46	Andrew Homer	TE



# GAME 13 • MIAMI VS. MISSISSIPPI STATE

## MIAMI ALPHABETICAL AND NUMERICAL ROSTERS

45 Justin Martin.....6-4.....223.....P/PK.....R-SO.....West Chester, Ohio (Lakota West)  
83 Sam Martin.....6-2.....196.....WR.....JR.....Boulder, Colo. (Fairview)  
70 Trent Maynard.....6-4.....294.....OL.....FR.....Indianapolis, Ind. (Decatur Central)  
86 Luke Mayock.....6-5.....200.....WR.....R-FR.....Sugar Land, Texas (Clements)  
66 Sam McCollum.....6-3.....309.....OL.....SO.....Dublin, Ohio (Coffman)  
20 Spencer McInnis.....5-10.....214.....RB.....5-SR.....Commerce Twp., Mich. (St. Mary)  
5 Junior McMullen.....6-1.....242.....LB.....SO.....Oak Park, Mich. (Oak Park)  
25 Ryan McWood.....6-1.....216.....LB.....FR.....Grosse Point, Mich. (Brother Rice)  
22 Matt Merimee.....6-3.....204.....DB.....R-SO.....Fairview Park, Ohio (Benedictine)  
21 De'Andre Montgomery.....6-2.....220.....DB.....SO.....Hampton, Ga. (Dutchtown)  
36 Paul Moses.....6-0.....232.....LB.....JR.....Toledo, Ohio (Toledo Central Catholic)  
50 Ryan Mullen.....6-3.....287.....OL.....SO.....Lake Villa, Ill. (Lakes Community)  
88 Jared Murphy.....5-10.....179.....WR.....R-JR.....Columbia City, Ind. (Columbia City)  
71 Sam Murrer.....6-4.....305.....OL.....R-FR.....Park Hills, Ky. (Covington Catholic)  
37 Grant Niemiec.....5-11.....212.....RB.....R-SR.....Commerce, Mich. (Orchard Lake St. Mary's)  
33 Payton O'Reilly.....6-0.....219.....LB.....FR.....Bozeman, Mt. (Bozeman)  
30 Buchi Okafor.....6-1.....197.....DB.....SR.....Lewis Center, Ohio (Olentangy)  
56 Mitch Palmer.....6-2.....297.....OL.....R-SO.....St. Louis, Mo. (De Smet Jesuit)  
60 Cameron Petrie.....6-0.....251.....DL.....FR.....Tampa, Fla. (Jesuit Tampa)  
14 Gus Ragland.....6-1.....211.....QB.....R-SO.....Cincinnati, Ohio (Moeller)  
17 Myles Reid.....6-1.....216.....DB.....FR.....Atlanta, Ga. (Mays)  
14 Tony Reid.....5-11.....192.....DB.....JR.....Charlotte, N.C. (Mallard Creek)  
52 Jordan Rigg.....6-4.....287.....OL.....R-SO.....Springboro, Ohio (Springboro)  
33 Leonard Ross.....5-11.....209.....RB.....SO.....LaGrange Park, Ill. (Lyons Township)  
13 Kyle Row.....6-0.....187.....WR.....R-SO.....Oregon, Ohio (Clay)  
21 Ryan Sandles.....5-6.....160.....PK.....R-FR.....Novi, Mich. (Walled Lake Western)  
74 Jack Schroer.....6-4.....291.....OL.....R-FR.....New Albany, Ohio (New Albany)  
27 Jared Sharp.....5-8.....164.....WR.....R-FR.....Flossmoor, Ill. (Homewood-Flossmoor)  
10 Sam Shisso.....6-5.....217.....WR.....5-SR.....Charlotte, N.C. (East Mecklenburg)  
77 Matt Skibinski.....6-5.....292.....OL.....R-FR.....Livonia, Mich. (Churchill)  
79 Samuel Sloman.....5-8.....212.....PK.....FR.....Roswell, Ga. (Pace Academy)  
53 Matt Smallbone.....6-4.....242.....DL.....R-JR.....Granger, Ind. (South Bend St. Joseph)  
32 Zach Smierciak.....6-2.....262.....DL.....R-JR.....Aurora, Ohio (Aurora)  
26 Alonzo Smith.....5-10.....221.....RB.....R-SO.....Riviera Beach, Fla. (Dwyer)  
82 Ryan Smith.....6-4.....265.....TE.....JR.....River Forest, Ill. (Fenwick)  
8 Jack Sorenson.....6-1.....188.....WR.....FR.....Kildeer, Ill. (Stevenson)  
43 Kyle Speas.....6-5.....225.....TE.....FR.....Plainfield, Ill. (Plainfield North)  
73 Dalton Strunk.....6-6.....287.....OL.....FR.....Liberty Township, Ohio (Lakota East)  
61 Zach Swarts.....6-4.....293.....OL.....R-SO.....Fort Wayne, Ind. (Homestead)  
31 Maurice Thomas.....5-11.....176.....RB.....SO.....Oxford, Ohio (Talawanda)  
8 Daryus Thompson.....6-1.....190.....DB.....R-SO.....Powder Springs, Ga. (McEachern)  
96 Nate Trawick.....5-11.....312.....DT.....SO.....Richmond, Ind. (Richmond)  
52 Cam Turner.....6-0.....222.....LB.....FR.....St. Louis, Mo. (Hazelwood East)  
18 Noah Wezensky.....6-2.....191.....QB.....FR.....Fort Wayne, Ind. (Bishop Luers)  
68 Donovan White.....6-4.....276.....OL.....FR.....Gahanna, Ohio (Gahanna Lincoln)  
6 Rokeem Williams.....6-1.....197.....WR.....5-SR.....Williston, S.C. (Williston-Elko)  
49 TJ Williams.....6-0.....200.....LB.....SR.....Creve Coeur, Mo. (CBC)  
3 Kenny Young.....5-7.....196.....RB.....R-SO.....Tallahassee, Fla. (Godby)  
84 Alexx Zielinski.....6-5.....244.....TE.....R-FR.....Brighton, Mich. (Brighton)

48 Sam Connolly.....LB  
49 TJ Williams.....LB  
50 Ryan Mullen.....OL  
51 Danny Godlevske.....OL  
52 Jordan Rigg.....OL  
52 Cam Turner.....LB  
53 Matt Smallbone.....DL  
54 Tommy Doyle.....OL  
55 Ikeem Allen.....DL  
56 Mitch Palmer.....OL  
57 Zach Hovey.....OL  
58 Doug Costin.....DL  
59 Evan Crabtree.....LS  
60 Cameron Petrie.....DL  
61 Zach Swarts.....OL  
62 Trent Kramer.....LS  
63 Brady Garber.....PK  
66 Sam McCollum.....OL  
67 Jordan Diamond.....OL  
68 Donovan White.....OL  
69 AJ Burdine.....DL  
70 Trent Maynard.....OL  
71 Sam Murrer.....OL  
72 Collin Buchanan.....OL  
73 Dalton Strunk.....OL  
74 Jack Schroer.....OL  
75 Jarrett LaRubbio.....OL  
76 Randy Heideman.....OL  
77 Matt Skibinski.....OL  
78 Ian Leever.....OL  
79 Samuel Sloman.....PK  
80 Quentin Hardy.....TE  
81 James Gardner.....WR  
82 Ryan Smith.....TE  
83 Sam Martin.....WR  
84 Alexx Zielinski.....TE  
85 Tyler Fleetwood.....WR  
86 Luke Mayock.....WR  
88 Jared Murphy.....WR  
89 Alec Greene.....TE  
90 Dean Lemon.....DE  
91 JT Jones.....DL  
92 Quinn Calcagno.....DE  
94 Mack Duffin.....DL  
95 Ben Kimpler.....DL  
96 Nate Trawick.....DT  
97 Nick Dowd.....PK

## GAME 13 • MIAMI VS. MISSISSIPPI STATE



**Chuck Martin**  
**Head Coach**  
**Second Season**  
**Coaching Record: 85-32**  
**Record at Miami: 11-25**  
**Milliken, 1990**

Chuck Martin was named the 36th head football coach in Miami history on Dec. 3, 2013.

Martin, who has more than 20 years of collegiate coaching experience, brings seven years of head coaching experience to the RedHawk program. He has twice been named the American Football Coaches Association (AFCA) National Coach of the Year, earning the honor in 2005 and 2006, and has coached in seven national championship games in the past 15 seasons. In addition to his head coaching experience, Martin has served as a coordinator on both sides of the ball. Of those seven national championship game appearances, he has been a part of four national championship wins, with two titles under his direction as head coach/offensive coordinator and one as a defensive coordinator.

In Martin's first year, he laid a strong foundation for the future. Martin led the RedHawks to a 2-10 record, while snapping a 21-game losing streak with a remarkable 42-41 win over UMass last October.

This past year the rebuild of the RedHawks' football program was in full swing as the RedHawks closed 2015, winners of two of its final three games under Martin.

In 2016 Martin orchestrated the greatest comeback in the history of college football. After beginning the season 0-6 his RedHawks won its final six games to send Miami to a bowl game for the first time since 2010.

Prior to joining Miami, Martin spent four seasons at Notre Dame, serving as the offensive coordinator/quarterbacks coach (2012-13) and defensive backs/recruiting coordinator (2010-11). In 2012, he orchestrated an offense that played in the BCS National Championship game versus Alabama. In 2011, he was named one of the top 25 recruiters in the nation by ESPN.com and was named to Rivals.com's Second-Team Assistant Coach Dream Team.

In Martin's two years calling plays, Notre Dame combined to go 20-5 overall and was one of the most balanced offenses in the country, averaging 26.4 points, 170.0 rushing and 235.6 passing per game.

Prior to arriving in South Bend, Martin was head coach and offensive coordinator for Grand Valley State University from 2004-2009 and compiled a 74-7 (.914) record, including an impressive 16-4 record in the NCAA Division II Playoffs. He and the Lakers won back-to-back national championships in 2005 and 2006 and finished runner-up in 2009. He directed Grand Valley State to 48 consecutive regular-season victories and 45 straight wins in the Great Lakes Intercollegiate Athletic Conference (GLIAC). He also guided the Lakers to a Division II record 40-game winning streak from 2005-07. Martin produced seven Associated Press First-Team All-America players as head coach.

At GVSU, Martin's offenses averaged 35.1 points, 208 rushing and 427 total yards per game. The Lakers ranked among the top-25 nationally in total offense in five of six seasons and ranked in the top-27 in scoring offense in all but one season. In that time, his offense scored

at least 30 points in 56 of 81 games and scored at least 40 points in 34 contests.

Many of those offenses were led by quarterbacks who were developed under Martin. In six years, GVSU produced four Harlon Hill finalists, given annually to the NCAA Division II Player of the Year (Cullen Finnerty in 2006 and Brad Iciek from 2007-09). In that span, Laker quarterbacks threw 184 touchdown passes and just 41 interceptions.

His offenses were not just about the quarterback. In all six seasons, he produced a 1,000-yard rusher. In four of those seasons, a running back finished as a top-10 rusher in Grand Valley State history.

Before becoming head coach, Martin served as the defensive coordinator for the Lakers in 2003, helping GVSU win a national championship. Martin's defense allowed just nine total points in the final three games of the playoff run and among the ranked top-10 nationally in scoring, rushing and total defense that season.

Martin served as the defensive backs and outside linebackers coach at GVSU from 2000-02. Prior to arriving in Allendale, Mich., Martin spent time at Eastern Michigan (1998-1999, linebackers), Millikin University (1996-97, defensive coordinator/defensive backs), Wittenberg University (1994-95, linebackers) and Mankato State University (1992-93, graduate assistant/linebackers).

While attending Millikin (1986-90), Martin was an All-American safety and was selected as a GTE Academic All-American. He doubled as an All-American place kicker, received Academic All-District honors for the Millikin baseball team and was inducted into the Millikin Hall of Fame in 2008.

He graduated in 1990 with a degree in accounting and earned his master's degree in physical education from Mankato State University in 1993.

Martin and his wife Dulcie have two children, Max and Emma.

### Coaching Timeline

1992-93 Mankato State (Minn.), Graduate Assistant  
1994-95 Wittenberg (Ohio), Linebackers  
1996-97 Millikin (Ill.), Defensive Coordinator/DBs  
1998-99 Eastern Michigan, Linebackers  
2000-02 Grand Valley State, DBs/Outside Linebackers  
2003 Grand Valley State, Defensive Coordinator/DBs  
2004-09 Grand Valley State, Head Coach  
2010 Notre Dame, Defensive Backs/Recruiting  
2011 Notre Dame, Safeties/Recruiting  
2012-13 Notre Dame, Offensive Coordinator/QBs  
2014-PR Miami University Head Coach

### Bowl/Playoff Games

1995 Wittenberg (Ohio) Division III First Round  
2001 Grand Valley State Division II National Finalist  
2002 Grand Valley State Division II National Champions  
2003 Grand Valley State Division II National Champions  
2004 Grand Valley State Division II Regional  
2005 Grand Valley State Division II National Champions  
2006 Grand Valley State Division II National Champions  
2007 Grand Valley State Division II Semifinal  
2008 Grand Valley State Division II Regional  
2009 Grand Valley State Division II National Finalist  
2010 Notre Dame Sun Bowl

# GAME 13 • MIAMI VS. MISSISSIPPI STATE

## GAME RECAPS

### MIAMI IOWA

21  
45

Sept. 3, 2016

Kinnick Stadium • Iowa City, Iowa

Attendance: 68,390

In its season opener, the Miami University football team impressed on offense, outgaining the 17th-ranked Iowa Hawkeyes with 424 yards in a 45-21 loss Saturday afternoon at Kinnick Stadium.

The RedHawks (0-1) held possession for over 36 minutes and gained 25 first downs, but the Hawkeyes (1-0) scored three touchdowns off of Miami turnovers and converted on all six red zone opportunities.

### EASTERN ILLINOIS MIAMI

21  
17

Sept. 10, 2016

Yager Stadium • Oxford, Ohio

Attendance: 17,369

Despite a nearly three-hour weather delay and another solid offensive performance, the Miami University football team fell, 21-17, to Eastern Illinois University Saturday evening at Yager Stadium.

Sophomore quarterback Billy Bahl followed up his impressive season opener at Iowa with 250 yards and two touchdowns on 13-of-22 passing. After a slow start, the RedHawks' (0-2) offense eventually perked up in the home opener, posting 402 yards while holding possession for over 35 minutes.

Sophomore running back Alonzo Smith picked up 98 yards on 27 carries while senior wide receiver Rokeem Williams led with 75 yards on two completions. However, late Miami penalties and a fourth quarter charge from Eastern Illinois culminated in a Panthers (1-1) comeback victory.

Quickie Statistics (Final)  
Miami University vs #15 IOWA (Sep 03, 2016 at Iowa City, Iowa)

										MIAMI		IOWA	
Score										21		45	
FIRST DOWNS										25		17	
RUSHES-YARDS (NET)										41-158		29-212	
PASSING YDS (NET)										266		192	
Passes Att-Comp-Int										29-19-0		21-13-0	
TOTAL OFFENSE PLAYS-YARDS										70-424		50-404	
Fumble Returns-Yards										0-0		2-32	
Punt Returns-Yards										1-0		1-15	
Kickoff Returns-Yards										1-25		3-70	
Interception Returns-Yards										0-0		0-0	
Punts (Number-Avg)										2-39.0		3-41.7	
Fumbles-Lost										3-3		2-0	
Penalties-Yards										5-22		3-35	
Possession Time										36:21		23:39	
Third-Down Conversions										5 of 11		4 of 9	
Fourth-Down Conversions										2 of 2		1 of 1	
Red-Zone Scores-Chances										2-3		6-6	

MIAMI University													IOWA															
Rushing													Rushing															
		No.	Gain	Loss	Net	TD	Lg	Avg								No.	Gain	Loss	Net	TD	Lg	Avg						
THOMAS, Maurice		9	61	1	60	0	13	6.7								12		121	0	121	2	38	10.1					
SMITH, Alonzo		13	58	0	58	1	10	4.5								10		83	0	83	2	43	8.3					
YOUNG, Kenny		10	32	2	30	0	6	3.0								2		12	0	12	1	7	6.0					
BAHL, Billy		8	27	19	8	0	10	1.0								1		10	0	10	0	10	10.0					
Passing													Passing															
		C-A-I	Yds	TD	Long	Sack										C-A-I	Yds	TD	Long	Sack								
BAHL, Billy		19-29-0	266	2	67	3										13-20-0	192	1	38	2								
															Stanley, Nathan	0-1-0	0	0	0	0								
Receiving													Receiving															
		No.	Yards	TD	Long											No.	Yards	TD	Long									
WILLIAMS, R.		6	113	0	67											4		99	0	36								
GARDNER, James		6	95	2	29											3		51	1	38								
MURPHY, Jared		2	23	0	16											3		21	0	12								
YOUNG, Kenny		2	17	0	12											1		14	0	14								
Punting													Punting															
		No.	Yds	Avg	Long	In20	TB									No.	Yds	Avg	Long	In20	TB							
MARTIN, Justin		2	78	39.0	41	0	0									3		125	41.7	50	0	0						
Punt Returns													Punt Returns															
		No.	Yards	TD	Long											No.	Yards	TD	Long									
MURPHY, Jared		1	0	0	0											1		15	0	15								
Kick Returns													Kick Returns															
		No.	Yards	TD	Long											No.	Yards	TD	Long									
THOMAS, Maurice		1	25	0	25											2		70	0	48								
															Kelly, Austin		1	0	0	0								
Tackles													Tackles															
		UA-A	Total	Sacks	TFL											UA-A	Total	Sacks	TFL									
KOENIG, Brad		4-1	5	0.0	0.0											4-5		9	0.0	1.5								
MOSES, Paul		3-2	5	0.0	0.0											4-4		8	0.0	0.0								
REID, Tony		3-2	5	0.0	0.0											3-4		7	0.0	0.0								
MONTGOMERY, D.		3-1	4	0.0	0.0											Hockaday, Jack		3-3	6	0.0	0.0							

Qtr	Time	Scoring Play	V-H
1st	09:07	IOWA - Daniels, LeShun 1 yd run (Duncan, Keith kick), 6-80 2:56	0 - 7
	07:14	IOWA - Wadley, Akrum 11 yd run (Duncan, Keith kick), 2-12 0:34	0 - 14
	05:41	IOWA - Daniels, LeShun 43 yd run (Duncan, Keith kick), 2-81 0:44	0 - 21
2nd	13:42	MIAMI - SMITH, Alonzo 3 yd run (DOWD, Nick kick), 12-75 6:59	7 - 21
	07:15	IOWA - Wadley, Akrum 5 yd run (Duncan, Keith kick), 7-68 3:04	7 - 28
	11:37	IOWA - Smith, Jerminic 12 yd pass from Beathard, C.J. (Duncan, Keith kick), 8-52 3:23	7 - 35
	04:41	MIAMI - GARDNER, James 29 yd pass from BAHL, Billy (DOWD, Nick kick), 13-75 6:56	14 - 35
4th	09:43	MIAMI - GARDNER, James 8 yd pass from BAHL, Billy (DOWD, Nick kick), 12-74 7:10	21 - 35
	06:04	IOWA - Duncan, Keith 22 yd field goal, 9-69 3:39	21 - 38
	03:08	IOWA - Mitchell, D. 5 yd run (Duncan, Keith kick), 5-18 1:58	21 - 45

Quickie Statistics (Final)  
Eastern Illinois vs Miami University (Sep 10, 2016 at Oxford, Ohio)

		EIU	MIAMI
Score		21	17
FIRST DOWNS		22	22
RUSHES-YARDS (NET)		35-142	43-152
PASSING YDS (NET)		174	250
Passes Att-Comp-Int		36-21-1	22-13-1
TOTAL OFFENSE PLAYS-YARDS		71-316	65-402
Fumble Returns-Yards		0-0	0-0
Punt Returns-Yards		1-0	0-0
Kickoff Returns-Yards		3-56	3-35
Interception Returns-Yards		1-17	1-0
Punts (Number-Avg)		3-39.3	2-43.5
Fumbles-Lost		2-1	0-0
Penalties-Yards		3-39	12-89
Possession Time		24:23	35:37
Third-Down Conversions		9 of 15	5 of 12
Fourth-Down Conversions		1 of 2	0 of 1
Red-Zone Scores-Chances		3-4	2-3

Eastern Illinois												
Rushing	No.	Gain	Loss	Net	TD	Lg	Avg					
KIMBLE, Mitch	10	57	8	49	0	14	4.9					
CHURCH, Devin	18	50	12	38	0	11	2.1					
MARSHALL, K	4	27	0	27	0	18	6.8					
MCCULLOUGH, D	2	23	0	23	0	23	11.5					
Passing												
C-A-I	Yds	TD	Long	Sack								
KIMBLE, Mitch	19-32-1	150	3	16	1							
GREEN, Austin	2-3-0	24	0	23	0							
Receiving												
No.	Yards	TD	Long									
GOSSAGE, Paul	5	39	0	15								
CHURCH, Devin	4	18	1	7								
TURNER, Dennis	3	19	1	9								
GOOCH, Aaron	2	31	0	16								
Punting												
No.	Yds	Avg	Long	In20	TB							
EDWARDS, Cody	3	118	39.3	56	3	0						
Punt Returns												
No.	Yards	TD	Long									
GOOCH, Aaron	1	0	0	0								
Kick Returns												
No.	Yards	TD	Long									
MITCHELL, Tray	2	33	0	19								
GILKEY, Scotty	1	23	0	23								
Tackles												
UA-A	Total	Sacks	TFL									
CHOI, Pono	8-7	1.0	0	19								
WILLIAMS, Jarvis	4-5	0	1.0	1.0								
MCDONALD, Seth	6-2	8	0.0	0.0								
HORNE, Nick	4-3	7	0.0	2.0								

		EIU	MIAMI
Score		21	17
FIRST DOWNS		22	22
RUSHES-YARDS (NET)		35-142	43-152
PASSING YDS (NET)		174	250
Passes Att-Comp-Int		36-21-1	22-13-1
TOTAL OFFENSE PLAYS-YARDS		71-316	65-402
Fumble Returns-Yards		0-0	0-0
Punt Returns-Yards		1-0	0-0
Kickoff Returns-Yards		3-56	3-35
Interception Returns-Yards		1-17	1-0
Punts (Number-Avg)		3-39.3	2-43.5
Fumbles-Lost		2-1	0-0
Penalties-Yards		3-39	12-89
Possession Time		24:23	35:37
Third-Down Conversions		9 of 15	5 of 12
Fourth-Down Conversions		1 of 2	0 of 1
Red-Zone Scores-Chances		3-4	2-3

Miami University												
Rushing	No.	Gain	Loss	Net	TD	Lg	Avg					
SMITH, Alonzo	27	99	19	98	0	13	3.6					
BAHL, Billy	5	29	0	29	0	10	5.8					
YOUNG, Kenny	7	28	2	26	0	10	3.7					
THOMAS, Maurice	3	3	3	0	0	2	0.0					
Passing												
C-A-I	Yds	TD	Long	Sack								
BAHL, Billy	13-22-1	250	2	51	1							
Receiving												
No.	Yards	TD	Long									
THOMAS, Maurice	3	37	0	19								
WILLIAMS, R.	2	75	0	51								
SMITH, Ryan	2	46	0	24								
MURPHY, Jared	2	35	0	19								
Punting												
No.	Yds	Avg	Long	In20	TB							
MARTIN, Justin	2	87	43.5	44	0	0						
Punt Returns												
No.	Yards	TD	Long									
THOMAS, Maurice	3	35	0	24								
Tackles												
UA-A	Total	Sacks	TFL									
KOENIG, Brad	5-3	8	1.0	1.0								
HARDING, Heath	5-3	8	0.0	3.0								
MOSES, Paul	4-3	7	0.0	0.5								
MCMULLEN, J.	3-3	6	0.0	0.5								

		EIU	MIAMI
Score		21	17
FIRST DOWNS		22	22
RUSHES-YARDS (NET)		35-142	43-152
PASSING YDS (NET)		174	250
Passes Att-Comp-Int		36-21-1	22-13-1
TOTAL OFFENSE PLAYS-YARDS		71-316	65-402
Fumble Returns-Yards		0-0	0-0
Punt Returns-Yards		1-0	0-0
Kickoff Returns-Yards		3-56	3-35
Interception Returns-Yards		1-17	1-0
Punts (Number-Avg)		3-39.3	2-43.5
Fumbles-Lost		2-1	0-0
Penalties-Yards		3-39	12-89
Possession Time		24:23	35:37
Third-Down Conversions		9 of 15	5 of 12
Fourth-Down Conversions		1 of 2	0 of 1
Red-Zone Scores-Chances		3-4	2-3

Eastern Illinois												
Rushing	No.	Gain	Loss	Net	TD	Lg	Avg					
KIMBLE, Mitch	10	57	8	49	0	14	4.9					
CHURCH, Devin	18	50	12	38	0	11	2.1					
MARSHALL, K	4	27	0	27	0	18	6.8					
MCCULLOUGH, D	2	23	0	23	0	23	11.5					
Passing												
C-A-I	Yds	TD	Long	Sack								
KIMBLE, Mitch	19-32-1	150	3	16	1							
GREEN, Austin	2-3-0	24	0	23	0							
Receiving												
No.	Yards	TD	Long									
GOSSAGE, Paul	5	39	0	15								
CHURCH, Devin	4	18	1	7								
TURNER, Dennis	3	19	1	9								
GOOCH, Aaron	2	31	0	16								
Punting												
No.	Yds	Avg	Long	In20	TB							
EDWARDS, Cody	3	118	39.3	56	3	0						
Punt Returns												
No.	Yards	TD	Long									
GOOCH, Aaron	1	0	0	0								
Kick Returns												
No.	Yards	TD	Long									
MITCHELL, Tray	2	33	0	19								
GILKEY, Scotty	1	23	0	23								
Tackles												
UA-A	Total	Sacks	TFL									
CHOI, Pono	8-7	1.0	0	19								
WILLIAMS, Jarvis	4-5	0	1.0	1.0								
MCDONALD, Seth	6-2	8	0.0	0.0								
HORNE, Nick	4-3	7	0.0	2.0								

		EIU	MIAMI
Score		21	17
FIRST DOWNS		22	22
RUSHES-YARDS (NET)		35-142	43-152
PASSING YDS (NET)		174	250
Passes Att-Comp-Int		36-21-1	22-13-1
TOTAL OFFENSE PLAYS-YARDS		71-316	65-402
Fumble Returns-Yards		0-0	0-0
Punt Returns-Yards		1-0	0-0
Kickoff Returns-Yards		3-56	3-35
Interception Returns-Yards		1-17	1-0
Punts (Number-Avg)		3-39.3	2-43.5
Fumbles-Lost		2-1	0-0
Penalties-Yards		3-39	12-89
Possession Time		24:23	35:37
Third-Down Conversions		9 of 15	5 of 12
Fourth-Down Conversions		1 of 2	0 of 1
Red-Zone Scores-Chances		3-4	2-3

Miami University												
Rushing	No.	Gain	Loss	Net	TD	Lg	Avg					
SMITH, Alonzo	27	99	19	98	0	13	3.6					
BAHL, Billy	5	29	0	29	0	10	5.8					
YOUNG, Kenny	7	28	2	26	0	10	3.7					
THOMAS, Maurice	3	3	3	0	0	2	0.0					
Passing												
C-A-I	Yds	TD	Long	Sack								
BAHL, Billy	13-22-1	250	2	51	1							
Receiving												
No.	Yards	TD	Long									
THOMAS, Maurice	3	37	0	19								
WILLIAMS, R.	2	75	0	51								
SMITH, Ryan	2	46	0	24								
MURPHY, Jared	2	35	0	19								
Punting												
No.	Yds	Avg	Long	In20	TB							
MARTIN, Justin	2	87	43.5	44	0	0						
Punt Returns												
No.	Yards	TD	Long									
THOMAS, Maurice	3	35	0	24								
Tackles												
UA-A	Total	Sacks	TFL									
KOENIG, Brad	5-3	8	1.0	1.0								
HARDING, Heath	5-3	8	0.0	3.0								
MOSES, Paul	4-3	7	0.0	0.5								
MCMULLEN, J.	3-3	6	0.0	0.5								

		EIU	MIAMI
Score		21	17
FIRST DOWNS		22	22
RUSHES-YARDS (NET)		35-142	43-152
PASSING YDS (NET)		174	250
Passes Att-Comp-Int		36-21-1	22-13-1
TOTAL OFFENSE PLAYS-YARDS		71-316	65-402
Fumble Returns-Yards		0-0	0-0
Punt Returns-Yards		1-0	0-0
Kickoff Returns-Yards		3-56	3-35
Interception Returns-Yards		1-17	1-0
Punts (Number-Avg)		3-39.3	2-43.5
Fumbles-Lost		2-1	0-0
Penalties-Yards		3-39	12-89
Possession Time		24:23	35:37
Third-Down Conversions		9 of 15	5 of 12
Fourth-Down Conversions		1 of 2	0 of 1
Red-Zone Scores-Chances		3-4	2-3

Eastern Illinois												
Rushing	No.	Gain	Loss	Net	TD	Lg	Avg					
KIMBLE, Mitch	10	57	8	49	0	14	4.9					
CHURCH, Devin	18	50	12	38	0	11	2.1					
MARSHALL, K	4	27	0	27	0	18	6.8					
MCCULLOUGH, D	2	23	0	23	0	23	11.5					
Passing												
C-A-I	Yds	TD	Long	Sack								
KIMBLE, Mitch	19-32-1	150	3	16	1							
GREEN, Austin	2-3-0	24	0	23	0							
Receiving												
No.	Yards	TD	Long									
GOSSAGE, Paul	5	39	0	15								
CHURCH, Devin	4	18	1	7								
TURNER, Dennis	3	19	1	9								
GOOCH, Aaron	2	31	0	16								
Punting												
No.	Yds	Avg	Long	In20	TB							
EDWARDS, Cody	3	118	39.3	56	3	0						
Punt Returns												
No.	Yards	TD	Long									
GOOCH, Aaron	1	0	0	0								
Kick Returns												
No.	Yards	TD	Long									
MITCHELL, Tray	2	33	0	19								
GILKEY, Scotty	1	23	0	23								
Tackles												
UA-A	Total	Sacks	TFL									
CHOI, Pono	8-7	1.0	0	19								
WILLIAMS, Jarvis	4-5	0	1.0	1.0								
MCDONALD, Seth	6-2	8	0.0	0.0								
HORNE, Nick	4-3	7	0.0	2.0								

		EIU	MIAMI
Score		21	17
FIRST DOWNS		22	22
RUSHES-YARDS (NET)		35-142	43-152
PASSING YDS (NET)		174	250
Passes Att-Comp-Int		36-21-1	22-13-1
TOTAL OFFENSE PLAYS-YARDS		71-316	65-402
Fumble Returns-Yards		0-0	0-0
Punt Returns-Yards		1-0	0-0
Kickoff Returns-Yards		3-56	3-35
Interception Returns-Yards		1-17	1-0
Punts (Number-Avg)		3-39.3	2-43.5
Fumbles-Lost		2-1	0-0
Penalties-Yards		3-39	12-89
Possession Time		24:23	35:37
Third-Down Conversions		9 of 15	5 of 12
Fourth-Down Conversions		1 of 2	0 of 1
Red-Zone Scores-Chances		3-4	2-3

Miami University												
Rushing	No.	Gain	Loss	Net	TD	Lg	Avg					
SMITH, Alonzo	27	99	19	98	0	13	3.6					
BAHL, Billy	5	29	0	29	0	10	5.8					
YOUNG, Kenny	7	28	2	26	0	10	3.7					
THOMAS, Maurice	3	3	3	0	0	2	0.0					
Passing												
C-A-I	Yds	TD	Long	Sack								
BAHL, Billy	13-22-1	250	2	51	1							
Receiving												
No.	Yards	TD	Long									
THOMAS, Maurice	3	37	0	19								
WILLIAMS, R.	2	75	0	51								
SMITH, Ryan	2	46	0	24								
MURPHY, Jared	2	35	0	19								
Punting												
No.	Yds	Avg	Long	In20	TB							
MARTIN, Justin	2	87	43.5	44	0	0						
Punt Returns												
No.	Yards	TD	Long									
THOMAS, Maurice	3	35	0	24								
Tackles												
UA-A	Total	Sacks	TFL									
KOENIG, Brad	5-3	8	1.0	1.0								
HARDING, Heath	5-3	8	0.0	3.0								
MOSES, Paul	4-3	7	0.0	0.5								
MCMULLEN, J.	3-3	6	0.0	0.5								

		EIU	MIAMI
Score		21	17
FIRST DOWNS		22	22
RUSHES-YARDS (NET)		35-142	43-152
PASSING YDS (NET)		174	250
Passes Att-Comp-Int		36-21-1	22-13-1
TOTAL OFFENSE PLAYS-YARDS		71-316	65-402
Fumble Returns-Yards		0-0	0-0
Punt Returns-Yards		1-0	0-0
Kickoff Returns-Yards		3-56	3-35
Interception Returns-Yards		1-17	1-0
Punts (Number-Avg)		3-39.3	2-43.5
Fumbles-Lost		2-1	0-0
Penalties-Yards		3-39	12-89
Possession Time		24:23	35:37
Third-Down Conversions		9 of 15	5 of 12
Fourth-Down Conversions		1 of 2	0 of 1
Red-Zone Scores-Chances		3-4	2-3

Eastern Illinois												
Rushing	No.	Gain	Loss	Net	TD	Lg	Avg					
KIMBLE, Mitch	10	57	8	49	0	14	4.9					
CHURCH, Devin	18	50	12	38	0	11	2.1					
MARSHALL, K	4	27</										



# GAME 13 • MIAMI VS. MISSISSIPPI STATE

## GAME RECAPS

**WESTERN KENTUCKY**  
**MIAMI**

**31 MIAMI**  
**24 CINCINNATI**

**20**  
**27**

Sept. 17, 2016  
Yager Stadium • Oxford, Ohio  
Attendance: 19,822

Sept. 24, 2016  
Nippert Stadium • Cincinnati, Ohio  
Attendance: 38,112

Despite a pair of miraculous touchdown catches and three forced turnovers, the Miami University football team came up short on Homecoming, falling 31-24 to Western Kentucky University.

The RedHawks (0-3) outgained the Hilltoppers with 424 yards of total offense and held possession for over 35 minutes. Sophomore quarterback Billy Bahl went 20-of-41 with a career-high 339 yards and two touchdown passes. Sophomore wide receiver James Gardner continued his terrific start to the season with five catches for 136 yards and a touchdown.

Miami University's football team held the lead entering the fourth quarter, but was unable to bring the Victory Bell back to Oxford, falling 27-20 to the University of Cincinnati Saturday afternoon at Nippert Stadium.

Sophomore quarterback Billy Bahl went 13-of-24 for 248 yards with two touchdowns and one interception, while sophomore wide receiver James Gardner hauled in six catches for 79 yards and one touchdown. As a whole, the Miami offense posted 313 yards and held possession for over 23 minutes, which were both season-lows.

Quickie Statistics (Final)

WKU vs Miami University (Sep 17, 2016 at Oxford, Ohio)

	WKU							MIAMI						
Score	31							24						
FIRST DOWNS	19							23						
RUSHES-YARDS (NET)	35-136							38-85						
PASSING YDS (NET)	268							339						
Passes Att-Comp-Int	31-19-1							41-20-0						
TOTAL OFFENSE PLAYS-YARDS	66-404							79-424						
Fumble Returns-Yards	0-0							0-0						
Punt Returns-Yards	2-52							0-0						
Kickoff Returns-Yards	4-171							5-102						
Interception Returns-Yards	0-0							1-2						
Punts (Number-Avg)	6-38.8							8-37.8						
Fumbles-Lost	3-2							1-1						
Penalties-Yards	9-126							11-87						
Possession Time	24:15							35:45						
Third-Down Conversions	2 of 11							5 of 17						
Fourth-Down Conversions	0 of 1							1 of 2						
Red-Zone Scores-Chances	2-4							2-3						

WKU								Miami University							
Rushing	No.	Gain	Loss	Net	TD	Lg	Avg	Rushing	No.	Gain	Loss	Net	TD	Lg	Avg
BAKER, Quinton	20	119	16	103	1	28	5.2	YOUNG, Kenny	11	71	3	68	0	20	4.9
TRIGO, Marquez	7	22	0	22	0	14	3.1	SMITH, Alonzo	10	31	1	30	0	10	3.0
TAYLOR, Taywan	1	16	0	16	0	16	16.0	BAHL, Billy	14	38	51	-13	1	11	-0.9
NORRIS, N.	1	7	0	7	0	7	7.0								
Passing	C-A-I	Yds	TD	Long	Sack			Passing	C-A-I	Yds	TD	Long	Sack		
WHITE, Mike	19-31-1	268	2	53	1			BAHL, Billy	20-41-0	339	2	70	7		
Receiving	No.	Yards	TD	Long				Receiving	No.	Yards	TD	Long			
NORRIS, N.	11	187	1	53				MURPHY, Jared	6	68	0	16			
BAKER, Quinton	4	12	0	15				GARDNER, James	5	136	1	70			
TAYLOR, Taywan	3	58	1	36				MARTIN, Sam	2	55	1	41			
JOHNSON, S.	1	11	0	11				YOUNG, Kenny	2	32	0	23			
Punting	No.	Yds	Avg	Long	In20	TD	TB	Punting	No.	Yds	Avg	Long	In20	TD	TB
COLLINS, Jake	6	233	38.8	55	2	0		MARTIN, Justin	8	302	37.8	47	3	1	
Punt Returns	No.	Yards	TD	Long				Punt Returns	No.	Yards	TD	Long			
FANT, Nacarius	2	52	1	48											
Kick Returns	No.	Yards	TD	Long				Kick Returns	No.	Yards	TD	Long			
FANT, Nacarius	2	25	0	24				THOMAS, Maurice	4	90	0	36			
TOWNER, Kyleen	2	146	0	79				NEMEC, Grant	1	12	0	12			
Tackles	UA-A	Total	Sacks	TFL				Tackles	UA-A	Total	Sacks	TFL			
BROWN, Keith	9-3	12	1.0	1.5				REID, Tony	7-3	10	0.0	0.0			
LESTON, Brandon	6-3	9	0.0	0.0				KOENIG, Brad	6-2	8	0.0	3.0			
DAWSON, N.	5-1	6	0.0	1.0				MC MULLEN, J.	2-5	7	0.0	0.0			
GREENE, Dreil	4-1	5	0.0	0.0				HARDING, Heath	3-2	5	0.0	0.0			

Qtr Time		Scoring Play	V-H
2nd	05:30	WKU - BAKER, Quinton 2 yd run (NUSS, Ryan kick), 11-63 3:29	7-0
	03:10	WKU - FANT, Nacarius 48 yd punt return (SIMCOX, Skyler kick), 14-0 14:0	14-0
	01:35	MIAMI - DOWD, Nick 30 yd field goal, 6-31 1:27	14-3
3rd	09:42	WKU - NUSS, Ryan 26 yd field goal, 4-5 1:55	17-3
	07:46	WKU - NORRIS, N. 53 yd pass from WHITE, Mike (SIMCOX, Skyler kick), 3-82 0:46	24-3
	02:36	MIAMI - BAHL, Billy 9 yd run (DOWD, Nick kick), 11-78 5:01	24-10
	00:00	MIAMI - GARDNER, James 70 yd pass from BAHL, Billy (DOWD, Nick kick), 3-80 0:25	24-17
4th	13:44	WKU - TAYLOR, Taywan 41 yd pass from WHITE, Mike (NUSS, Ryan kick), 5-55 1:07	31-17
	01:17	MIAMI - MARTIN, Sam 41 yd pass from BAHL, Billy (DOWD, Nick kick), 7-51 2:23	31-24

# GAME 13 • MIAMI VS. MISSISSIPPI STATE

## GAME RECAPS

**OHIO  
MIAMI**

**17 MIAMI  
7 AKRON**

**13  
35**

Oct. 1, 2016  
Yager Stadium • Oxford, Ohio  
Attendance: 22212

Oct. 8, 2016  
Infocision Stadium • Akron, Ohio  
Attendance: 11,094

Miami's defense had its best performance of the season, holding Ohio to 197 yards of offense, including just 56 yards through the air. Starting quarterback Billy Bahl opened the contest, but suffered an injury late in the second quarter and did not return. True freshman quarterback Noah Wezenky saw his first career action, helping the RedHawks to their only score of the game.

After an impressive opening drive, Miami University's football team was unable to maintain the momentum for the remainder of the game, falling to the University of Akron, 35-13, Saturday afternoon at InfoCision Stadium--Summa Field.

In his first career start, freshman quarterback Noah Wezenky went 14-of-28 for 153 yards and one touchdown. Sophomore running back Alonzo Smith turned in a solid performance with 86 yards, while junior tight end Ryan Smith caught five passes for 62 yards and one touchdown. The Miami offense posted 260 total yards and held possession for over 31 minutes.

Quickie Statistics (Final)  
OHIO vs Miami University (Oct 01, 2016 at Oxford, Ohio)

	OHIO	MIAMI
Score	17	7
FIRST DOWNS	18	18
RUSHES-YARDS (NET)	49-141	32-33
PASSING YDS (NET)	56	205
Passes Att-Comp-Int	18-7-1	34-18-2
TOTAL OFFENSE PLAYS-YARDS	67-197	66-238
Fumble Returns-Yards	0-0	0-0
Punt Returns-Yards	2-1	1-0
Kickoff Returns-Yards	2-47	4-70
Interception Returns-Yards	2-60	1-0
Punts (Number-Avg)	6-38.7	6-39.2
Fumbles-Lost	1-0	2-2
Penalties-Yards	3-29	10-99
Possession Time	31:08	28:52
Third-Down Conversions	4 of 15	6 of 14
Fourth-Down Conversions	1 of 1	0 of 1
Red-Zone Scores-Chances	2-4	1-2

### OHIO

Rushing	No.	Gain	Loss	Net	TD	Lg	Avg
IRONS, Maleek	18	63	3	60	0	9	3.3
HARDY, Bo	10	52	2	50	0	13	5.0
WINDHAM, Greg	19	58	27	31	1	14	1.6
BELACK, Kyle	1	4	0	4	0	4	4.0

Passing	C-A-I	Yds	TD	Long	Sack
WINDHAM, Greg	7-18-1	56	0	18	4

Receiving	No.	Yards	TD	Long
REID, Jordan	4	38	0	18
SMITH, Sebastia	1	12	0	12
IRONS, Maleek	1	6	0	6
BROWN, Jand	1	0	0	0

Punting	No.	Yds	Avg	Long	In20	TB
FARKAS, Michael	6	232	38.7	46	3	1

Punt Returns	No.	Yards	TD	Long
STITES, Randy	2	-1	0	1

Kick Returns	No.	Yards	TD	Long
BELACK, Kyle	2	47	0	25

Tackles	UA-A	Total	Sacks	TFL
BROWN, Blair	5-4	9	1.0	2.0
MOORE, Chad	4-5	9	1.0	1.0
WILLIAMS, Mayne	3-6	9	0.0	0.0
POLING, Quentin	2-3	5	0.0	0.0

Qtr	Time	Scoring Play	V-H
1st	11:52	OHIO - ZERVOS, Louie 33 yd field goal, 4-1 1:26	3 - 0
2nd	08:14	OHIO - WINDHAM, Greg 9 yd run (ZERVOS, Louie kick), 10-73 4:08	10 - 0
3rd	04:17	MIAMI - SMITH, Ryan 12 yd pass from WEZENSKY, Noah (DOWD, Nick kick), 11-88 5:17	10 - 7
4th	01:30	OHIO - ROBBINS, Kevin 0 yd fumble recovery (ZERVOS, Louie kick)	17 - 7

### Miami University

Rushing	No.	Gain	Loss	Net	TD	Lg	Avg
SMITH, Alonzo	14	59	0	59	0	11	4.2
McINNIS, S.	7	23	1	22	0	9	3.1
YOUNG, Kenny	1	0	0	0	0	0	0.0
BAHL, Billy	5	9	17	-8	0	6	-1.6

Passing	C-A-I	Yds	TD	Long	Sack
WEZENSKY, Noah	14-25-0	154	1	22	3
BAHL, Billy	4-9-2	51	0	22	3

Receiving	No.	Yards	TD	Long
GARDNER, James	4	63	0	22
SMITH, Ryan	4	22	1	12
MAYOCK, Luke	3	46	0	18
ROW, Kyle	3	16	0	8

Punting	No.	Yds	Avg	Long	In20	TB
MARTIN, Justin	6	235	39.2	48	0	0

Punt Returns	No.	Yards	TD	Long
MURPHY, Jared	1	0	0	0

Kick Returns	No.	Yards	TD	Long
Banks, Travon	3	54	0	25
YOUNG, Kenny	1	16	0	16

Tackles	UA-A	Total	Sacks	TFL
HARDING, Heath	6-3	9	0.0	1.0
REID, Tony	2-7	9	0.0	0.5
TRAWICK, Nate	2-5	7	0.5	1.0
MONTGOMERY, D.	2-5	7	0.0	0.5

Quickie Statistics (Final)  
Miami University vs Akron (Oct. 8, 2016 at Akron, Ohio)

	MIAMI	AKRON
Score	13	35
FIRST DOWNS	15	16
RUSHES-YARDS (NET)	34-107	35-125
PASSING YDS (NET)	153	174
Passes Att-Comp-Int	28-14-2	29-15-0
TOTAL OFFENSE PLAYS-YARDS	62-260	64-299
Fumble Returns-Yards	0-0	0-0
Punt Returns-Yards	0-0	1-11
Kickoff Returns-Yards	6-109	1-21
Interception Returns-Yards	0-0	2-0
Punts (Number-Avg)	6-37.5	7-33.0
Fumbles-Lost	1-1	1-0
Penalties-Yards	6-50	1-5
Possession Time	31:25	28:35
Third-Down Conversions	1 of 12	8 of 16
Fourth-Down Conversions	1 of 1	0 of 1
Red-Zone Scores-Chances	3-3	1-1

### Miami University

Rushing	No.	Gain	Loss	Net	TD	Lg	Avg
SMITH, Alonzo	17	89	3	86	0	18	5.1
YOUNG, Kenny	5	33	0	33	0	15	6.6
McINNIS, S.	6	14	0	14	0	7	2.3
WEZENSKY, Noah	6	8	34	-26	0	4	-4.3

Passing	C-A-I	Yds	TD	Long	Sack
WEZENSKY, Noah	14-28-2	153	1	26	2

Receiving	No.	Yards	TD	Long
MURPHY, Jared	6	49	0	12
SMITH, Ryan	5	62	1	26
GARDNER, James	1	18	0	18
MAYOCK, Luke	1	15	0	15

Punting	No.	Yds	Avg	Long	In20	TB
MARTIN, Justin	6	225	37.5	44	1	0

Punt Returns	No.	Yards	TD	Long

Kick Returns	No.	Yards	TD	Long
McINNIS, S.	4	66	0	27
YOUNG, Kenny	2	43	0	22

Tackles	UA-A	Total	Sacks	TFL
MONTGOMERY, D.	4-2	6	0.0	1.0
THOMPSON, D.	5-0	5	0.0	0.0
McMULLEN, J.	5-0	5	0.0	2.0
REID, Tony	1-4	5	0.0	0.0

### Akron

Rushing	No.	Gain	Loss	Net	TD	Lg	Avg
CHAPMAN, T.	10	93	13	80	1	70	8.0
MORGAN, Manny	9	21	2	19	0	7	2.1
EDWARDS, Van	10	22	4	18	0	5	1.8
JONES, Denzel	4	9	2	7	0	4	1.8

Passing	C-A-I	Yds	TD	Long	Sack
CHAPMAN, T.	15-29-0	174	3	32	0

Receiving	No.	Yards	TD	Long
NATSON, JoJo	7	61	2	32
EDWARDS, Van	2	23	0	15
LANE, Jerome	2	14	0	9
LAURO, Anthony	2	13	0	7

Punting	No.	Yds	Avg	Long	In20	TB
GASSER, Nick	7	231	33.0	44	1	0

Punt Returns	No.	Yards	TD	Long
NATSON, JoJo	1	11	0	11

Kick Returns	No.	Yards	TD	Long
EDWARDS, Van	1	21	0	21

Tackles	UA-A	Total	Sacks	TFL
GILBERT, U.	5-4	9	0.0	1.0
DAVIS, Alvin	3-5	8	0.0	0.0
HOPE, Larry	4-3	7	0.0	0.0
GUISER, Zach	3-3	6	0.0	0.0

Qtr	Time	Scoring Play	V-H
1st	08:34	MIAMI - DOWD, Nick 28 yd field goal, 12-68 6:26	3 - 0
	07:50	AKRON - CHAPMAN, T. 70 yd run (OLEARY, Tom kick), 2-69 0:38	3 - 7
	02:25	AKRON - WOLF, Austin 24 yd pass from CHAPMAN, T. (OLEARY, Tom kick), 10-78 3:17	3 - 14
2nd	07:12	AKRON - NATSON, JoJo 22 yd pass from CHAPMAN, T. (OLEARY, Tom kick), 13-84 4:38	3 - 21
	03:34	MIAMI - DOWD, Nick 24 yd field goal, 10-57 3:30	6 - 21
3rd	07:56	MIAMI - SMITH, Ryan 6 yd pass from WEZENSKY, Noah (DOWD, Nick kick), 9-63 3:47	13 - 21
	01:50	AKRON - TRAYLOR-BENNETT 1 yd run (OLEARY, Tom kick), 5-16 1:57	13 - 28
4th	13:01	AKRON - NATSON, JoJo 32 yd pass from CHAPMAN, T. (OLEARY, Tom kick), 1-32 0:07	13 - 35

# GAME 13 • MIAMI VS. MISSISSIPPI STATE

## GAME RECAPS

### KENT STATE MIAMI

### 14 MIAMI 18 BOWLING GREEN

### 40 26

Oct. 15, 2016  
Yager Stadium • Oxford, Ohio  
Attendance: 15,160

Oct. 22, 2016  
Doyt Perry Stadium • Bowling Green, Ohio  
Attendance: 16,121

Bolstered by the return of redshirt sophomore quarterback Gus Ragland, the Miami University football team earned its first win of the season, 18-14, over Kent State Saturday afternoon. The RedHawks improved to 1-6 overall and 1-2 in the Mid-American Conference. The Golden Flashes fall to 2-5 overall and 1-2 in the MAC.

Ragland returned only six months after suffering a severe knee injury in spring ball. He finished the game 10-for-21 with two touchdowns. He also helped Miami on the ground game, leading the team in rushing with 36 yards.

The RedHawks defense held Kent State to only 262 total yards on the day, making several key plays to preserve the victory. Sophomore linebacker Junior McMullen led Miami with 10 tackles, while redshirt junior defensive lineman Zach Smierciak finished with seven tackles, a sack and two tackles for loss. Kent State was able to move the ball down the field in its initial drive, but senior linebacker TJ Williams ended the threat when he picked off Golden Flashes' quarterback Nick Holley at the Miami eight-yard line.

Ignited by career-best offensive performances and an opportunistic defense, Miami University's football team topped Bowling Green State University, 40-26.

The 40 points from the RedHawks marks the most scored since a 42-41 victory over UMass on Oct. 4, 2014. It is also Miami's first two-game win streak since 2012.

Sophomore quarterback Gus Ragland posted a career-high performance, going 22-of-35 for 215 yards and three touchdowns. Sophomore running back Kenny Young had a career day, rushing for 118 yards on eight carries, while fellow sophomore wide receiver James Gardner caught a career-high nine receptions for 120 yards. The Miami defense performed stoutly as well, forcing a BGSU safety and three fourth quarter interceptions.

Quickie Statistics (Final)  
KENT vs Miami University (Oct 15, 2016 at Oxford, Ohio)

										KENT					MIAMI																		
Score										14					18																		
FIRST DOWNS										14					14																		
RUSHES-YARDS (NET)										48-163					37-79																		
PASSING YDS (NET)										99					181																		
Passes Att-Comp-Int										14-8-2					21-10-0																		
TOTAL OFFENSE PLAYS-YARDS										62-262					58-260																		
Fumble Returns-Yards										0-0					0-0																		
Punt Returns-Yards										1-16					0-0																		
Kickoff Returns-Yards										0-0					2-34																		
Interception Returns-Yards										0-0					2-24																		
Punts (Number-Avg)										7-36.1					8-44.1																		
Fumbles-Lost										2-0					2-1																		
Penalties-Yards										5-39					4-28																		
Possession Time										32:16					27:44																		
Third-Down Conversions										5 of 15					4 of 15																		
Fourth-Down Conversions										1 of 2					1 of 1																		
Red-Zone Scores-Chances										1-2					2-2																		
KENT										Miami University																							
Rushing										No.	Gain	Loss	Net	TD	Lg	Avg	Rushing										No.	Gain	Loss	Net	TD	Lg	Avg
HOLLEY, Nick										24	97	13	84	2	21	3.5	RAGLAND, Gus										14	49	13	36	0	16	2.6
MATTHEWS, Will										11	47	0	47	0	17	4.3	THOMAS, Maurice										4	27	0	27	0	14	6.8
PRICE, Kavious										5	31	4	27	0	17	5.4	SMITH, Alonzo										11	28	4	24	0	9	2.2
WASHINGTON, M.										5	18	6	12	0	8	2.4	McINNIS, S.										2	12	0	12	0	8	6.0
Passing										C-A-I	Yds	TD	Long	Sack	Passing										C-A-I	Yds	TD	Long	Sack				
HOLLEY, Nick										7-11-1	91	0	48	1	RAGLAND, Gus										10-21-0	181	2	55	2				
BOLLAS, George										1-3-1	8	0	8	1																			
Receiving										No.	Yards	TD	Long	Receiving										No.	Yards	TD	Long						
JAMES, Raekwon										3	21	0	11	GARDNER, James										3	56	0	22						
WOODS, Johnny										2	16	0	8	MURPHY, Jared										3	33	0	22						
MATTHEWS, Will										1	48	0	48	YOUNG, Kenny										1	55	1	55						
CALHOUN, Ernest										1	7	0	7	THOMAS, Maurice										1	17	0	17						
Punting										No.	Yds	Avg	Long	In20	TB	Punting										No.	Yds	Avg	Long	In20	TB		
ADAMS, Derek										7	253	36.1	49	1	0	KRAMER, Kyle										5	239	47.8	63	3	0		
																MARTIN, Justin										3	114	38.0	42	0	0		
Punt Returns										No.	Yards	TD	Long	Punt Returns										No.	Yards	TD	Long						
TYSON, ZAQUON										1	16	0	16																				
Kick Returns										No.	Yards	TD	Long	Kick Returns										No.	Yards	TD	Long						
														YOUNG, Kenny										2	34	0	23						
Tackles										UA-A	Total	Sacks	TFL	Tackles										UA-A	Total	Sacks	TFL						
RUTHERBERT, Nick										4-2	6	0.0	1.0	McMULLEN, J.										2-8	10	0.0	0.0						
HOLLEY, Nate										4-2	6	0.0	1.0	REID, Tony										5-3	8	0.0	0.5						
FAIRCHILD, C.										4-1	5	1.0	0.0	SMIERCIAK, Zach										3-4	7	1.0	2.0						
McRAE, Juanete										4-1	5	0.0	0.0	WILLIAMS, TJ										0-7	7	0.0	0.0						
Qtr Time										Scoring Play										V-H													
2nd 04:22										KENT - HOLLEY, Nick 2 yd run (HYNES, Shane kick), 6-31 3:18										7 - 0													
00:00										MIAMI - DOWD, Nick 38 yd field goal, 9-35 1:49										7 - 3													
3rd 08:45										KENT - HOLLEY, Nick 21 yd run (HYNES, Shane kick), 5-92 2:25										14 - 3													
05:59										MIAMI - SMITH, Alonzo 15 yd pass from RAGLAND, Gus (DOWD, Nick kick), 8-80 2:40										14 - 10													
01:45										MIAMI - TEAM safety										14 - 12													
4th 01:34										MIAMI - YOUNG, Kenny 55 yd pass from RAGLAND, Gus (RAGLAND, Gus pass failed), 3-77 0:56										14 - 18													

Quickie Statistics (Final)  
Miami University vs Bowling Green (Oct 22, 2016 at Bowling Green, Ohio)

										MIAMI					BGSU				
Score										40					26				
FIRST DOWNS										24					26				
RUSHES-YARDS (NET)										46-214					23-57				
PASSING YDS (NET)										215					389				
Passes Att-Comp-Int										35-22-0					49-30-3				
TOTAL OFFENSE PLAYS-YARDS										81-429					72-446				
Fumble Returns-Yards										0-0					0-0				
Punt Returns-Yards										2-10					2-1				
Kickoff Returns-Yards										5-49					5-76				
Interception Returns-Yards										3-34					0-0				
Punts (Number-Avg)										7-41.9					3-44.7				
Fumbles-Lost										1-1					2-1				
Penalties-Yards										10-106					10-104				
Possession Time										38:39					21:21				
Third-Down Conversions										4 of 14					4 of 12				
Fourth-Down Conversions										1 of 1					1 of 2				
Red-Zone Scores-Chances										6-6					2-2				

Miami University										Bowling Green									
Rushing		No.	Gain	Loss	Net	TD	Lg	Avg		Rushing		No.	Gain	Loss	Net	TD	Lg	Avg	
YOUNG, Kenny		8	118	0	118	0	62	14.8		COPPET, Fred		10	49	0	49	0	22	4.9	
SMITH, Alonzo		14	44	0	44	1	12	3.1		CLEVELAND, Josh		5	10	1	9	0	5	1.8	
RAGLAND, Gus		15	48	16	32	0	13	2.1		MORGAN, James		7	27	27	0	0	12	0.0	
McINNIS, S.		5	13	0	13	1	4	2.6		WILSON, Donovan		1	0	1	-1	0	0	-1.0	
Passing		C-A-I	Yds	TD	Long	Sack				Passing		C-A-I	Yds	TD	Long	Sack			
RAGLAND, Gus		22-35-0	215	3	23	3				MORGAN, James		30-49-3	389	3	72	2			
Receiving		No.	Yards	TD	Long					Receiving		No.	Yards	TD	Long				
GARDNER, James		9	120	0	23					MILLER, Scott		11	178	2	72				
SMITH, Alonzo		3	34	1	15					COPPET, Fred		6	40	0	11				
YOUNG, Kenny		3	23	0	11					MOORE, Ronnie		5	81	0	22				
SMITH, Ryan		2	10	1	8					REDDING, Teo		3	46	0	23				
Punting		No.	Yds	Avg	Long	In20	TB			Punting		No.	Yds	Avg	Long	In20	TB		
KRAMER, Kyle		7	293	41.9	49	4	0			DAVIDSON, Joe		3	134	44.7	46	0	0		
Punt Returns		No.	Yards	TD	Long					Punt Returns		No.	Yards	TD	Long				
MURPHY, Jared		2	10	0	10					WATSON, Will		2	1	0	4				
Kick Returns		No.	Yards	TD	Long					Kick Returns		No.	Yards	TD	Long				
McINNIS, S.		3	12	0	10					WATSON, Will		4	68	0	18				
THOMAS, Maurice		2	37	0	21					MOORE, Ronnie		1	8	0	8				
Tackles		UA-A	Total	Sacks	TFL					Tackles		UA-A	Total	Sacks	TFL				
KOENIG, Brad		7-12	9	1.0	1.0					KONOWALSKI, D		5-4	9	0.0	0.0				
MONTGOMERY, D.		5-2	7	0.0	1.0					VALDEZ, Austin		5-4	9	0.0	0.0				

Qtr	Time	Scoring Play	V-H
1st	10:16	BGSU - MILLER, Scott 72 yd pass from MORGAN, James (SUDER, Jake kick), 3-89 0:52	0 - 7
	03:57	MIAMI - SMITH, Alonzo 1 yd run (DOWD, Nick kick), 8-60 3:19	7 - 7
	00:42	BGSU - SUDER, Jake 44 yd field goal, 10-45 3:06	7 - 10
2nd	11:19	MIAMI - DOWD, Nick 28 yd field goal, 11-67 4:16	10 - 10
	10:53	MIAMI - TEAM safety	12 - 10
	05:48	MIAMI - SHISSO, Sam 8 yd pass from RAGLAND, Gus (DOWD, Nick kick), 9-58 5:01	19 - 10
	03:15	BGSU - SKATTEBO, L 8 yd pass from MORGAN, James (SUDER, Jake kick), 8-75 5:23	19 - 17
	01:30	MIAMI - SMITH, Alonzo 15 yd pass from RAGLAND, Gus (DOWD, Nick kick), 7-69 3:04	26 - 17
	05:06	BGSU - MILLER, Scott 28 yd pass from MORGAN, James (SUDER, Jake kick failed), 7-92 1:41	26 - 23
4th	13:41	MIAMI - SMITH, Ryan 2 yd pass from RAGLAND, Gus (DOWD, Nick kick), 9-31 4:22	33 - 23
	12:33	BGSU - SUDER, Jake 32 yd field goal, 6-40 1:06	33 - 26
	00:05	MIAMI - McINNIS, S 2 yd run (DOWD, Nick kick), 6-64 1:08	33 - 26

# GAME 13 • MIAMI VS. MISSISSIPPI STATE

## GAME RECAPS

### MIAMI EASTERN MICHIGAN

### 28 CENTRAL MICHIGAN 15 MIAMI

### 17 37

Oct. 29, 2016  
Rynearson Stadium • Ypsilanti, Mich.  
Attendance: 16,481

Nov. 4, 2016  
Yager Stadium • Oxford, Ohio  
Attendance: 14,270

As the old adage goes, football games are won with a strong running game and great defense, which is exactly what the Miami University football team did on Saturday afternoon in a 28-15 win over the Eastern Michigan Eagles.

Miami used a handful of running backs to rush for 230 yards and held Eastern Michigan to just 361 yards of total offense in the RedHawks third consecutive win after opening the season 0-6. Miami's three game win streak is the longest since winning six straight games to conclude the 2010 season.

Leading the way were Maurice Thomas (7-82), Kenny Young (4-58), Alonzo Smith (17-59) and Spencer McInnis (5-24) as Miami rushed for a season-high on the ground, helping to dominate the time of possession at 34:40.

The Miami University football team used a season-high 436 yard offensive explosion to earn its fourth straight victory, a 37-17 win over Central Michigan Friday evening. The RedHawks improve to 4-6 overall and 4-2 in the Mid-American Conference. The Chippe was fall to 5-5 overall and 2-4 in the MAC.

Miami rushed for a season-high 218 yards on 41 attempts, averaging 4.1 yards per carry. The 'Hawks added 218 yards passing to secure the 20-point win. It was the largest margin of victory since the team beat Akron 35-3 on November 3, 2011.

Redshirt sophomore quarterback Gus Ragland had a career-best performance, finishing 13-for-24 for 218 yards and four touchdowns. Both his yards and TD passes were career highs. Ragland also finished with 60 yards on the ground.

Quickie Statistics (Final)  
Miami University vs Eastern Michigan (Oct 29, 2016 at Ypsilanti, Mich.)

	MIAMI	EMU
Score	28	15
<b>FIRST DOWNS</b>	23	16
<b>RUSHES-YARDS (NET)</b>	43-230	23-33
<b>PASSING YDS (NET)</b>	175	328
Passes Att-Comp-Int	23-15-0	39-23-1
<b>TOTAL OFFENSE PLAYS-YARDS</b>	66-405	62-361
Fumble Returns-Yards	0-0	0-0
Punt Returns-Yards	1-8	2-14
Kickoff Returns-Yards	3-75	3-56
Interception Returns-Yards	1-0	0-0
Punts (Number-Avg)	5-42.4	6-48.0
Fumbles-Lost	1-1	2-0
Penalties-Yards	2-15	7-67
Possession Time	34:40	25:20
Third-Down Conversions	4 of 9	4 of 14
Fourth-Down Conversions	0 of 0	2 of 3
Red-Zone Scores-Chances	2-2	1-1

#### Miami University

Rushing	No.	Gain	Loss	Net	TD	Lg	Avg
THOMAS, Maurice	7	82	0	82	0	45	11.7
SMITH, Alonzo	17	59	0	59	1	7	3.5
YOUNG, Kenny	4	59	1	58	1	54	14.5
McINNIS, S.	5	24	0	24	0	8	4.8

Passing	C-A-I	Yds	TD	Long	Sack
RAGLAND, Gus	15-23-0	175	1	54	1

Receiving	No.	Yards	TD	Long
MURPHY, Jared	9	122	1	54
DANIELS, D.	2	13	0	7
YOUNG, Kenny	2	4	0	10
WILLIAMS, R.	1	28	0	28

Punting	No.	Yds	Avg	Long	In20	TB
KRAMER, Kyle	5	212	42.4	48	1	2

Punt Returns	No.	Yards	TD	Long
MURPHY, Jared	1	8	0	8

Kick Returns	No.	Yards	TD	Long
THOMAS, Maurice	3	75	0	28

Tackles	UA-A	Total	Sacks	TFL
MONTGOMERY, D.	4-3	7	0.0	0.0
DANIELS, D.	5-1	6	0.0	0.0
HARDING, Heath	2-4	6	0.0	0.0
JONES, JT	4-1	5	2.0	3.0

Qtr	Time	Scoring Play	V-H
1st	09:37	MIAMI - RAGLAND, Gus 2 yd run (DOWD, Nick kick), 10-75 5:23	7 - 0
	06:15	MIAMI - YOUNG, Kenny 54 yd run (DOWD, Nick kick), 3-85 1:44	14 - 0
2nd	01:33	EMU - FRICANO, Paul 40 yd field goal, 7-34 2:26	14 - 3
3rd	03:27	MIAMI - SMITH, Alonzo 1 yd run (DOWD, Nick kick), 13-84 6:19	21 - 3
4th	14:51	EMU - KILBY, Nigel 4 yd pass from ROBACK, Brogan (DAUGHERTY, E. pass failed), 8-80 3:36	21 - 9
	12:39	MIAMI - MURPHY, Jared 54 yd pass from RAGLAND, Gus (DOWD, Nick kick), 5-72 2:05	28 - 9
	11:43	EMU - ARISTILDE, D. 75 yd pass from ROBACK, Brogan (ROBACK, Brogan pass failed), 2-82 0:48	28 - 15

Quickie Statistics (Final)  
Central Michigan vs Miami University (Nov 04, 2016 at Oxford, Ohio)

	CMU	MIAMI
Score	17	37
<b>FIRST DOWNS</b>	15	21
<b>RUSHES-YARDS (NET)</b>	23-50	41-218
<b>PASSING YDS (NET)</b>	242	218
Passes Att-Comp-Int	32-21-1	21-13-0
<b>TOTAL OFFENSE PLAYS-YARDS</b>	55-292	62-436
Fumble Returns-Yards	0-0	0-0
Punt Returns-Yards	0-0	0-0
Kickoff Returns-Yards	6-118	4-67
Interception Returns-Yards	0-0	1-18
Punts (Number-Avg)	3-37.3	1-39.0
Fumbles-Lost	2-1	1-0
Penalties-Yards	4-45	3-25
Possession Time	26:21	33:39
Third-Down Conversions	4 of 11	9 of 13
Fourth-Down Conversions	2 of 3	0 of 2
Red-Zone Scores-Chances	2-2	4-5

#### Central Michigan

Rushing	No.	Gain	Loss	Net	TD	Lg	Avg
HAYES, Jahray	18	60	0	60	2	8	3.3
ROBERSON, Jay	1	3	0	3	0	3	3.0
RUSH, Cooper	4	6	19	-13	0	6	-3.2

Passing	C-A-I	Yds	TD	Long	Sack
RUSH, Cooper	21-32-1	242	0	26	3

Receiving	No.	Yards	TD	Long
WILLIS, Corey	5	73	0	24
CHILDRESS, B.	5	65	0	26
CONKLIN, Tyler	4	47	0	22
CHAPMAN, Mark	4	42	0	17

Punting	No.	Yds	Avg	Long	In20	TB
SHELDON, Jack	2	77	38.5	44	0	0
MOJSIEJENKO, C.	1	35	35.0	35	1	0

Punt Returns	No.	Yards	TD	Long
SABBAGH, Jamil	4	81	0	22
THOMAS, Emmett	1	20	0	20

Kick Returns	No.	Yards	TD	Long
SABBAGH, Jamil	4	81	0	22
THOMAS, Emmett	1	20	0	20

Tackles	UA-A	Total	Sacks	TFL
ANNISE, Tony	6-5	11	0.0	0.0
COLEMAN, Amari	7-1	8	0.0	0.0
FOUNTAIN, Malik	2-6	8	0.0	0.0
KEARNEY, Otis	3-2	5	0.0	1.0

Qtr	Time	Scoring Play	V-H
1st	09:41	CMU - HAYES, Jahray 1 yd run (EAVEY, Brian kick), 12-77 5:19	7 - 0
	06:17	MIAMI - MURPHY, Jared 10 yd pass from RAGLAND, Gus (DOWD, Nick kick), 7-70 3:24	7 - 6
	05:05	MIAMI - SMITH, Ryan 12 yd pass from RAGLAND, Gus (DOWD, Nick kick), 3-25 0:53	7 - 13
	13:16	CMU - HAYES, Jahray 1 yd run (EAVEY, Brian kick), 12-78 6:42	14 - 13
2nd	09:53	MIAMI - SHISSO, Sam 6 yd pass from RAGLAND, Gus (DOWD, Nick kick), 8-71 3:16	14 - 20
	00:02	CMU - EAVEY, Brian 45 yd field goal, 9-59 1:16	17 - 20
3rd	14:43	MIAMI - YOUNG, Kenny 72 yd run (DOWD, Nick kick), 1-72 0:11	17 - 27
	08:00	MIAMI - DOWD, Nick 34 yd field goal, 9-60 4:40	17 - 30
4th	13:16	MIAMI - YOUNG, Kenny 22 yd pass from RAGLAND, Gus (DOWD, Nick kick), 11-64 5:36	17 - 37



# GAME 13 • MIAMI VS. MISSISSIPPI STATE

## GAME RECAPS

**MIAMI**  
**BUFFALO**

**35**  
**24** **BALL STATE**  
**MIAMI**

**20**  
**21**

Nov. 12, 2016  
UB Stadium • Buffalo, NY  
Attendance: 15,447

Nov. 22, 2016  
Yager Stadium • Oxford, Ohio  
Attendance: 13,824

Sophomore defensive back De'Andre Montgomery and junior wide receiver Jared Murphy each posted two touchdowns as Miami University's football team topped the University at Buffalo, 35-24, Saturday afternoon at a windy UB Stadium.

The RedHawks (5-6, 5-2 MAC) have now won five consecutive games and are one victory away from bowl eligibility. It was also their first win against the Bulls (2-8, 1-5 MAC) in Buffalo since 2010.

Facing a 10-point halftime deficit and its season on the line, the Miami University football team used a bundle of big plays on both sides of the ball to top Ball State University, 21-20, Tuesday evening at Yager Stadium.

For the RedHawks (6-6, 6-2 MAC), the victory clinched a share of the Mid-American Conference East Division title and secured postseason eligibility. This is the first time the team has reached both these marks since its MAC championship in 2010. With the six-game winning streak to close the regular season, Miami becomes the first team in FBS history to finish the season at 6-6 following an 0-6 start.

Quickie Statistics (Final)  
Miami University vs Buffalo (Nov 12, 2016 at Buffalo, NY)

												MIAMI	UB
Score												35	24
FIRST DOWNS												11	27
RUSHES-YARDS (NET)												39-204	46-187
PASSING YDS (NET)												105	193
Passes Att-Comp-Int												14-7-0	40-21-1
TOTAL OFFENSE PLAYS-YARDS												53-309	86-380
Fumble Returns-Yards												1-92	1-9
Punt Returns-Yards												1-0	3-30
Kickoff Returns-Yards												1-11	6-73
Interception Returns-Yards												1-20	0-0
Punts (Number-Avg)												6-38.2	5-26.6
Fumbles-Lost												1-1	1-1
Penalties-Yards												6-42	5-36
Possession Time												28:52	31:08
Third-Down Conversions												6 of 13	6 of 16
Fourth-Down Conversions												0 of 0	1 of 2
Red-Zone Scores-Chances												3-3	3-4

Miami University												Buffalo																									
Rushing												No.	Gain	Loss	Net	TD	Lg	Avg	Rushing												No.	Gain	Loss	Net	TD	Lg	Avg
SMITH, Alonzo												7	91	0	91	0	70	13.0	JOHNSON, Jordan												29	106	6	100	1	14	3.4
RAGLAND, Gus												9	55	10	45	1	19	5.0	HAWKINS, Johnat												7	36	0	36	1	12	5.1
McINNIS, S.												11	46	6	40	0	17	3.6	JACKSON, Tyree												6	31	5	26	0	8	4.3
THOMAS, Maurice												5	18	1	17	0	16	3.4	ROHACH, Grant												3	26	0	26	0	20	8.7
Passing												C-A-I	Yds	TD	Long	Sack	Passing												C-A-I	Yds	TD	Long	Sack				
RAGLAND, Gus												7-14-0	105	2	40	2	JACKSON, Tyree												12-27-1	96	0	13	0				
																	ROHACH, Grant												9-13-0	97	0	25	0				
Receiving												No.	Yards	TD	Long	Receiving												No.	Yards	TD	Long						
MURPHY, Jared												2	57	2	40	SCHRECK, Mason												10	89	0	13						
GARDNER, James												1	15	0	15	MCGILL, Marcus												4	34	0	12						
NIEMIEC, Grant												1	11	0	11	MABRY, Tyler												2	28	0	25						
SMITH, Alonzo												1	9	0	9	HAWKINS, Johnat												2	15	0	13						
Punting												No.	Yds	Avg	Long	In20	TB	Punting												No.	Yds	Avg	Long	In20	TB		
KRAMER, Kyle												6	229	38.2	55	2	0	DEWEEN, Kyle												4	123	30.8	40	1	0		
																		TEAM												1	10	10.0	10	0	0		
Punt Returns												No.	Yards	TD	Long	Punt Returns												No.	Yards	TD	Long						
MURPHY, Jared												1	0	0	0	EILAND, Jamarl												3	30	0	21						
Kick Returns												No.	Yards	TD	Long	Kick Returns												No.	Yards	TD	Long						
McINNIS, S.												1	11	0	11	HAWKINS, Johnat												6	73	0	22						
Tackles												UA-A	Total	Sacks	TFL	Tackles												UA-A	Total	Sacks	TFL						
McMULLEN, J.												4-6	10	0.0	1.0	HARGROVE, Ishma												1-5	6	0.5	0.5						
REID, Tony												5-4	9	0.0	0.0	CRAWFORD, Brand												5-0	5	1.0	2.0						
OKAFOR, Buchi												4-3	7	0.0	0.0	LEWIS, Cameron												4-1	5	0.0	0.0						
MONTGOMERY, D.												5-1	6	0.0	0.0	HODGE, Khalil												2-3	5	0.0	0.0						

Qtr	Time	Scoring Play										V-H
1st	12:14	MIAMI - MURPHY, Jared 40 yd pass from RAGLAND, Gus (DOWD, Nick kick), 6-75 2:46										7 - 0
	02:02	MIAMI - RAGLAND, Gus 7 yd run (DOWD, Nick kick failed), 6-89 2:45										13 - 0
2nd	10:03	MIAMI - MURPHY, Jared 17 yd pass from RAGLAND, Gus (DOWD, Nick kick), 5-38 2:08										20 - 0
	05:02	UB - CRAWFORD, Brand 9 yd fumble recovery (MITCHESON, Adam kick), 20-7										20 - 7
3rd	11:08	UB - MITCHESON, Adam 30 yd field goal, 11-66 3:47										20 - 10
	07:14	MIAMI - MONTGOMERY, D. 20 yd interception return (DOWD, Nick kick failed)										26 - 10
	02:13	MIAMI - MONTGOMERY, D. 92 yd fumble recovery (DOWD, Nick kick failed)										32 - 10
4th	09:57	MIAMI - DOWD, Nick 20 yd field goal, 9-47 5:39										35 - 10
	06:15	UB - JOHNSON, Jordan 2 yd run (MITCHESON, Adam kick), 11-75 3:35										35 - 17
	01:13	UB - HAWKINS, Johnat 10 yd run (MITCHESON, Adam kick), 9-68 1:49										35 - 24

Quickie Statistics (Final)  
Ball State vs Miami University (Nov 22, 2016 at Oxford, Ohio)

											BALLST	MIAMI						
Score											20	21						
FIRST DOWNS											26	20						
RUSHES-YARDS (NET)											40-247	25-62						
PASSING YDS (NET)											188	380						
Passes Att-Comp-Int											34-22-1	35-26-0						
TOTAL OFFENSE PLAYS-YARDS											74-435	60-442						
Fumble Returns-Yards											0-0	0-0						
Punt Returns-Yards											1-0	0-0						
Kickoff Returns-Yards											3-70	4-81						
Interception Returns-Yards											0-0	1-0						
Punts (Number-Avg)											5-33.8	4-40.8						
Fumbles-Lost											0-0	2-0						
Penalties-Yards											4-34	4-25						
Possession Time											29:01	30:59						
Third-Down Conversions											8 of 15	8 of 14						
Fourth-Down Conversions											0 of 0	0 of 1						
Red-Zone Scores-Chances											3-4	0-0						
Ball State											Miami University							
Rushing											Rushing							
<b>No.</b> <b>Gain</b> <b>Loss</b> <b>Net</b> <b>TD</b> <b>Lg</b> <b>Avg</b>											<b>No.</b> <b>Gain</b> <b>Loss</b> <b>Net</b> <b>TD</b> <b>Lg</b> <b>Avg</b>							
GILBERT, James											11		85	1	84	0	50	7.6
NEAL, Riley											16		108	12	96	1	21	6.0
GREEN, Darian											5		33	3	30	0	15	6.0
WILLIAMSON, T.											1		4	0	4	0	4.0	4.0
Passing											Passing							
<b>C-A-I</b> <b>Yds</b> <b>TD</b> <b>Long</b> <b>Sack</b>											<b>C-A-I</b> <b>Yds</b> <b>TD</b> <b>Long</b> <b>Sack</b>							
NEAL, Riley											22-34-1		188	1	25	1		
Receiving											Receiving							
<b>No.</b> <b>Yards</b> <b>TD</b> <b>Long</b>											<b>No.</b> <b>Yards</b> <b>TD</b> <b>Long</b>							
MABON, KeVonn											4		122	1	22	0	19	
LACANARIA, C.											6		145	2	74			
WALTON, Marc											3		6	0	4			
HAZELTON JR., D.											1		15	0	15			
Punting											Punting							
<b>No.</b> <b>Yds</b> <b>Avg</b> <b>Long</b> <b>In20</b> <b>TB</b>											<b>No.</b> <b>Yds</b> <b>Avg</b> <b>Long</b> <b>In20</b> <b>TB</b>							
SCHMIDT, Kyle											5		169	33.8	39	1	0	
Punt Returns											Punt Returns							
<b>No.</b> <b>Yards</b> <b>TD</b> <b>Long</b>											<b>No.</b> <b>Yards</b> <b>TD</b> <b>Long</b>							
HEPP, Aaron											1		0	0	0			
Kick Returns											Kick Returns							
<b>No.</b> <b>Yards</b> <b>TD</b> <b>Long</b>											<b>No.</b> <b>Yards</b> <b>TD</b> <b>Long</b>							
MABON, KeVonn											3		70	0	32			
Tackles											Tackles							
<b>UA-A</b> <b>Total</b> <b>Sacks</b> <b>TFL</b>											<b>UA-A</b> <b>Total</b> <b>Sacks</b> <b>TFL</b>							
WIGGINS, Sean											6-2		8	0.0	1.0			
HAL, Corey											3-3		6	0.0	0.0			
WALTON, Marc											4-1		5	0.0	0.0			
WHITMAN III, J.											3-2		5	0.0	1.5			
Qtr Time											VH							
1st 10:26											MIAMI - WILLIAMS, R. 36 yd pass from RAGLAND, Gus (DOWD, Nick kick), 4-74 2:12		0 - 7					
01:19											BALLST - MABON, KeVonn 25 yd pass from NEAL, Riley (HAGEE, Morgan kick), 4-70 1:54		7 - 7					
2nd 12:00											BALLST - NEAL, Riley 3 yd run (HAGEE, Morgan kick), 7-80 2:48		14 - 7					
00:00											BALLST - HAGEE, Morgan 31 yd field goal, 14-58 2:05		17 - 7					
3rd 14:41											MIAMI - WILLIAMS, R. 74 yd pass from RAGLAND, Gus (DOWD, Nick kick), 4-70 0:12		17 - 14					
09:25											BALLST - HAGEE, Morgan 25 yd field goal, 13-57 5:16		20 - 14					
4th 05:44											MIAMI - SHISSO, Sam 27 yd pass from RAGLAND, Gus (DOWD, Nick kick), 9-75 4:16		20 - 21					

# GAME 13 • MIAMI VS. MISSISSIPPI STATE

## COMBINED STATS

Game	Score	First Downs	Rushing No.-Yds.-TD	Passing C-A-I-Yds-TD	Tot. Off Pl.-Yds.	Fum-Lost	Pen-Yards	Third Downs	Poss.-Time
at Iowa	45	17	29-212-5	13-21-0-192-1	50-404	2-0	3-35	4-9	23:39
Miami	21	25	41-158-1	19-29-0-266-2	70-424	3-3	5-22	5-11	36:21
E. Illinois	21	22	35-142-0	21-36-1-174-3	71-316	2-1	3-39	9-15	24:23
at Miami	17	22	43-152-0	13-22-1-250-2	65-402	0-0	12-89	5-12	35:37
W. Kentucky	31	19	35-136-1	19-31-1-268-2	66-404	3-2	9-126	2-11	24:15
at Miami	24	23	38-85-1	20-41-0-339-2	79-424	1-1	11-87	5-17	35:45
at Cincinnati	27	28	49-185-3	25-38-2-276-0	87-461	1-1	5-60	8-16	36:29
Miami	20	14	30-65-0	13-24-1-248-2	54-313	1-1	12-107	2-11	23:31
Ohio	17	18	49-141-1	7-18-1-56-0	67-197	1-0	3-29	4-15	31:08
at Miami	7	18	32-33-0	18-34-2-205-1	66-238	2-2	10-99	6-14	28:52
at Akron	35	16	35-125-2	15-29-0-174-3	64-299	1-0	1-5	8-16	28:35
Miami	13	15	34-107-0	14-28-2-260-1	62-260	1-1	6-50	1-2	31:25
Kent State	14	14	48-163-2	8-14-2-99-0	26-262	2-0	5-39	5-15	32:16
at Miami	18	14	37-79-0	10-21-0-181-2	58-260	2-1	4-28	4-15	27:44
at BGSU	26	26	23-57-0	30-49-3-389-3	72-446	2-1	10-104	4-12	21:21
Miami	40	24	46-214-2	22-35-0-215-3	81-429	1-1	10-106	4-14	38:39
at E. Michigan	15	16	23-33-0	23-39-1-328-1	62-361	2-0	7-67	4-14	25:20
Miami	28	23	43-230-3	15-23-0-175-1	66-405	1-1	2-15	4-9	34:40
Central Michigan	17	15	23-50-2	21-32-1-242-0	55-292	2-1	4-45	4-11	26:21
at Miami	37	21	41-218-1	13-21-0-218-4	62-436	1-0	3-25	9-13	33:39
at Buffalo	24	27	46-187-2	21-40-1-193-0	86-380	1-1	5-36	6-16	31:08
Miami	35	11	39-204-1	7-14-0-105-2	53-309	1-1	6-42	6-13	28:52
Ball State	20	26	40-247-1	22-34-1-188-1	74-435	0-0	4-34	8-15	29:01
at Miami	21	20	25-62-0	26-35-0-380-3	60-442	2-0	4-25	8-14	30:59
Bowl Game									

RUSHING	Smith	Young	Thomas	Ross
at Iowa	13-58-1	10-30-0	9-60-0	-
E. Illinois	27-98-0	7-26-0	3-3-0	-
W. Kentucky	10-30-0	14-68-0	-	-
at Cincinnati	10-23-0	11-51-0	-	-
Ohio	14-59-0	1-0-0	-	-
at Akron	17-86-0	5-33-0	-	-
Kent State	11-24-0	3-1-0	4-27-0	-
at BGSU	14-44-1	8-118-0	2-11-0	-
at E. Michigan	17-59-1	4-58-1	7-82-0	-
C. Michigan	8-33-0	7-84-1	4-28-0	-
at Buffalo	7-91-0	6-12-0	5-17-0	-
Ball State	11-84-0	3-9-0	-	-
Bowl Game				

PASSING	Bahl	Wezensky
at Iowa	19-29-0-266-2	-
E. Illinois	13-22-1-250-2	-
W. Kentucky	20-41-0-339-2	-
at Cincinnati	13-24-1-248-2	-
Ohio	4-9-2-51-0	14-25-0-154-1
at Akron	-	14-28-2-153-1
Kent State	10-21-0-181-2 (Gus Ragland)	
at BGSU	22-35-0-215-3 (Gus Ragland)	
at E. Michigan	15-23-0-175-1 (Gus Ragland)	
Central Michigan	13-21-0-218-4 (Gus Ragland)	
at Buffalo	7-14-0-105-2 (Gus Ragland)	
Ball State	26-35-0-380-3 (Gus Ragland)	
Bowl Game		

RECEIVING	Murphy	Williams	Martin	Shisso	Hudson	Gardner	Row	R. Smith	Young	A. Smith	Thomas
at Iowa	2-23-0	6-113-0	-	-	-	6-95-2	1-6-0	-	-	-	1-0-0
E. Illinois	2-35-0	2-75-1	2-27-0	1-16-0	-	1-14-1	-	2-46-0	-	-	3-37-0
W. Kentucky	6-68-0	-	2-55-1	2-25-0	-	5-136-1	-	2-18-0	2-32-0	-	1-5-0
at Cincinnati	1-58-1	-	-	1-8-0	-	6-79-1	-	3-62-0	-	1-17-0	-
Ohio	1-4-0	1-22-0	2-32-0	-	-	4-63	3-16-0	4-22-1	-	-	-
at Akron	6-49-0	1-9-0	-	-	-	1-18-0	-	5-62-1	-	-	-
Kent State	3-33-0	1-5-0	-	-	-	3-56-0	-	-	1-55-1	1-15-1	1-17-0
at BGSU	2-1-0	-	-	1-8-1	-	9-120-0	-	2-10-1	3-23-0	3-34-1	1-6-0
at E. Michigan	9-122-1	1-28-0	-	-	-	-	-	2-13-0	2-4-0	-	-
Central Michigan	1-10-1	3-61-0	1-20-0	3-56-1	-	-	-	3-42-1	1-22-1	1-7-0	-
at Buffalo	2-57-2	1-5-0	-	-	-	1-15-0	-	-	-	1-9-0	1-8-0
Ball State	7-72-0	6-145-2	-	2-42-1	-	4-62-0	-	1-9-0	3-17-0	1-7-0	2-26-0
Bowl Game											

# GAME 13 • MIAMI VS. MISSISSIPPI STATE

## START CHARTS

Offense	LT	LG	C	RG	RT	TE	WR	QB	TB	WR	WR
at Iowa	Rigg	Diamond	Palmer	McCollum	Buchanan	Smith	Williams	Bahl	Smith	Martin	Murphy
E. Illinois	Rigg	Diamond	Palmer	McCollum	Buchanan	Smith	Williams	Bahl	Smith	Martin	Gardner
W. Kentucky	Rigg	Diamond	Godlevske	McCollum	Buchanan	Smith	Gardner	Bahl	Young	Martin	Murphy
at Cincinnati	Rigg	Diamond	Godlevske	McCollum	Buchanan	Smith	Gardner	Bahl	Young	Shisso	Murphy
Ohio	Rigg	Diamond	Godlevske	McCollum	Buchanan	Smith	Gardner	Bahl	Young	Shisso	Murphy
at Akron	Rigg	Diamond	Godlevske	McCollum	Buchanan	Smith	Gardner	Wezensky	Smith	Shisso	Murphy
Kent State	Rigg	Diamond	Godlevske	McCollum	Buchanan	Smith	Gardner	Ragland	Smith	Williams	Murphy
at BGSU	Rigg	Diamond	Godlevske	McCollum	Buchanan	Smith	Gardner	Ragland	Smith	Williams	Martin
at E. Michigan	Rigg	Diamond	Godlevske	McCollum	Buchanan	Smith	Niemiec (RB)	Ragland	Smith	Shisso	Martin
C. Michigan	Skibinski	Diamond	Godlevske	McCollum	Buchanan	Smith	Williams	Ragland	Young	Shisso	McInnis (RB)
at Buffalo	Rigg	Diamond	Palmer	McCollum	Heideman	Smith	Williams	Ragland	Smith	Shisso	Thomas (RB)
Ball State	Rigg	Diamond	Godlevske	McCollum	Buchanan	Smith	Williams	Ragland	Smith	Gardner	Murphy
Bowl Game											

Defense	LE	DT	DT	RE	OLB	MLB	OLB	CB	S	S	CB
at Iowa	Gearing	Allen	Trawick	Jones	Moses	McMullen	Montgomery	Birdsall	Reid	Okafor	Harding
E. Illinois	Gearing	Allen	Trawick	Jones	Moses	McMullen	Montgomery	Asseh	Reid	Okafor	Harding
W. Kentucky	Gearing	Allen	Trawick	Smierciak	Koenig	McMullen	Montgomery	Daniels	Reid	Okafor	Harding
at Cincinnati	Gearing	Allen	Trawick	Jones	Koenig	McMullen	Montgomery	Daniels	Reid	Allen	Harding
Ohio	Gearing	Allen	Trawick	Jones	Williams	McMullen	Montgomery	Daniels	Reid	Allen	Harding
at Akron	Gearing	Smierciak	Trawick	Jones	Williams	McMullen	Montgomery	Daniels	Reid	Allen	Harding
Kent State	Gearing	Allen	Trawick	Jones	Williams	McMullen	Montgomery	Daniels	Reid	Allen	Harding
at BGSU	Gearing	Allen	Trawick	Jones	Williams	McMullen	Montgomery	Daniels	Reid	Allen	Harding
at E. Michigan	Gearing	Allen	Trawick	Jones	Williams	McMullen	Montgomery	Daniels	Reid	Allen	Harding
C. Michigan	Gearing	Allen	Trawick	Jones	Williams	McMullen	Montgomery	Daniels	Reid	Allen	Harding
at Buffalo	Gearing	Allen	Trawick	Jones	Koenig	McMullen	Montgomery	Daniels	Reid	Okafor	Harding
Ball State	Gearing	Allen	Trawick	Jones	Koenig	McMullen	Montgomery	Daniels	Reid	Okafor	Harding
Bowl Game											

# GAME 13 • MIAMI VS. MISSISSIPPI STATE

## DRIVE CHARTS

### SCORING DRIVE ANALYSIS

	Minus	0-9	10-19	20-29	30-39	40-49	50-59	60-69	70-79	80-89	90-99
Miami TD	-	1	-	1	1	-	3	5	15	7	-
Miami FG	-	-	-	-	2	2	1	3	2	-	-
Opponent TD	-	-	3	-	2	-	2	8	7	8	4
Opponent FG	-	2	-	1	1	1	4	2	-	-	-

### RED ZONE ANALYSIS

	MIAMI				OPPONENT			
	Inside	Scores	TD/FG	Pct.	Inside	Scores	TD/FG	Pct.
at Iowa	3	2	2/0	.667	6	6	5/1	1.000
E. Illinois	3	2	1/1	.667	4	3	3/0	.750
W. Kentucky	3	2	1/1	.667	4	2	1/1	.500
at Cincinnati	4	3	1/2	.750	6	5	3/2	.833
Ohio	2	1	1/0	.500	4	2	1/1	.500
at Akron	3	3	1/2	1.000	1	1	1/0	1.000
Kent State	2	2	1/1	1.000	2	1	1/0	.500
at BGSU	6	6	5/1	1.000	2	2	1/1	1.000
at E. Michigan	2	2	2/0	1.000	1	1	1/0	1.000
Central Michigan	5	4	3/1	.800	2	2	2/0	1.000
at Buffalo	3	3	2/1	1.000	4	3	2/1	.750
Ball State	0	0	0/0	.000	4	3	1/2	.750
Bowl Game								
Totals	36	30	20/10	.833	40	31	22/9	.775

### TIME OF POSSESSION

	Score	Overall	1st Qtr	2nd Qtr	3rd Qtr	4th Qtr
at Iowa	L, 45-21	36:21	10:46	7:23	8:49	9:23
E. Illinois	L, 21-17	35:37	8:12	7:32	10:28	9:25
W. Kentucky	L, 24-31	35:45	7:52	8:21	8:54	10:38
at Cincinnati	L, 20-27	23:31	5:30	8:43	4:57	4:21
Ohio	L, 7-17	28:52	7:16	6:33	8:43	6:20
at Akron	L, 13-35	31:25	10:40	6:37	8:33	5:35
Kent State	W, 18-14	27:44	7:14	7:08	7:51	5:31
at BGSU	W, 40-26	38:39	9:15	11:07	10:32	7:45
at E. Michigan	W, 28-16	34:40	8:55	7:54	9:02	8:49
Central Michigan	W, 37-17	33:39	4:17	8:13	8:49	12:20
at Buffalo	W, 35-24	28:52	6:54	7:54	10:49	5:31
Ball State	W, 21-20	30:59	8:41	7:01	6:56	8:21
Bowl Game						



# GAME 13 • MIAMI VS. MISSISSIPPI STATE

## THIRD DOWNS

### When Miami has the ball...

3rd down and...	1	2	3	4	5	6	7	8	9	10+	Total	Pct.
at Iowa	2-2	0-0	0-2	0-0	0-0	1-1	1-1	0-0	0-0	1-5	5-11	.455
E. Illinois	0-0	0-0	0-2	2-2	0-0	0-1	0-0	0-0	2-2	1-7	5-12	.417
W. Kentucky	1-2	0-0	0-0	0-0	0-3	1-2	0-1	1-1	1-1	1-7	5-17	.294
at Cincinnati	2-2	0-2	0-0	0-1	0-0	0-1	0-0	0-1	0-2	0-2	2-11	.182
Ohio	2-2	0-0	0-0	1-1	0-0	1-1	1-2	1-1	0-1	0-6	6-14	.429
at Akron	0-0	0-1	1-1	0-3	0-0	0-1	0-0	0-3	0-1	0-2	1-12	.083
Kent State	0-0	1-1	0-0	0-0	2-3	1-1	0-0	0-2	0-1	0-6	4-15	.267
at BGSU	0-1	2-3	0-1	0-0	0-2	0-0	0-2	2-3	0-0	0-2	4-14	.286
at E. Michigan	1-1	2-2	0-0	0-0	0-1	0-1	1-1	0-1	0-0	0-2	4-9	.444
Central Michigan	0-0	3-3	2-3	0-0	0-0	2-3	0-0	0-0	2-3	0-3	9-13	.692
at Buffalo	2-2	0-1	1-2	0-0	0-1	0-2	1-1	0-0	0-0	2-4	6-13	.462
Ball State	2-2	0-0	2-2	0-0	0-1	1-1	0-0	2-2	0-0	1-6	8-14	.571
Bowl Game												
Totals	12-14	8-13	6-10	3-7	2-11	7-15	4-8	6-14	5-11	6-53	59-156	.378

### By Segment

### Conv.-Att.

### Pct

Third and 1-3	26-36	.722
Third and 4-6	12-33	.364
Third and 7-9	15-32	.469
Third and 10+	6-53	.113

### When Opponent has the ball...

3rd down and...	1	2	3	4	5	6	7	8	9	10+	Total	Pct.
at Iowa	2-2	0-0	0-1	1-2	0-0	1-2	0-1	0-1	0-1	0-0	4-9	.444
E. Illinois	1-1	0-1	3-4	1-1	1-2	1-2	0-0	0-0	0-0	2-4	9-15	.600
W. Kentucky	0-1	0-1	0-0	0-1	0-2	0-0	0-0	1-3	0-2	1-2	2-12	.167
at Cincinnati	1-1	2-2	1-1	2-3	1-2	0-2	0-0	0-1	0-0	1-4	8-16	.500
Ohio	0-0	1-2	2-3	0-0	0-1	0-0	0-1	0-0	1-2	0-6	4-15	.267
at Akron	3-3	0-0	1-2	1-2	0-0	1-2	0-1	1-2	0-0	1-4	8-16	.500
Kent State	1-1	1-3	1-2	1-1	1-1	0-2	0-0	0-2	0-0	0-3	5-15	.333
at BGSU	1-3	0-1	0-0	1-3	0-1	0-0	0-0	2-3	0-1	0-1	4-13	.308
at E. Michigan	0-1	1-2	0-2	1-1	0-0	1-3	0-0	0-0	0-1	1-4	4-14	.286
Central Michigan	2-3	0-1	0-0	1-1	0-1	0-1	0-0	1-1	0-1	0-2	4-11	.364
at Buffalo	3-3	1-1	0-2	1-1	1-2	0-1	0-1	0-1	0-2	0-2	6-16	.375
Ball State	1-1	4-5	0-0	0-0	1-4	1-2	0-0	1-2	0-1	0-0	8-15	.533
Bowl Game												
Totals	15-18	9-16	8-15	9-15	5-16	4-14	0-4	6-16	1-10	5-28	62-153	.405

### By Segment

### Conv.-Att.

### Pct

Third and 1-3	33-54	.611
Third and 4-6	20-49	.408
Third and 7-9	7-31	.226
Third and 10+	6-32	.188

# GAME 13 • MIAMI VS. MISSISSIPPI STATE

## 2016 LONG PLAYS

### The Automated ScoreBook Miami University - Long Plays

#### 20-YARD PLUS PLAYS

Yds	Type	Player(s)	Opponent
94	KR	THOMAS, Maurice	Cincinnati
92*	FR	MONTGOMERY, D.	Buffalo
74*	Pass	WILLIAMS, R. from RAGLAND, Gus	Ball State
72*	Rush	YOUNG, Kenny	Central Michigan
70	Rush	SMITH, Alonzo	Buffalo
70*	Pass	GARDNER, James from BAHL, Billy	WKU
67	Pass	WILLIAMS, R. from BAHL, Billy	IOWA
62	Rush	YOUNG, Kenny	Bowling Green
58*	Pass	MURPHY, Jared from BAHL, Billy	Cincinnati
55*	Pass	YOUNG, Kenny from RAGLAND, Gus	KENT
54*	Rush	YOUNG, Kenny	Eastern Michigan
54*	Pass	MURPHY, Jared from RAGLAND, Gus	Eastern Michigan
51*	Pass	WILLIAMS, R. from BAHL, Billy	Eastern Illinois
50	Rush	SMITH, Alonzo	Ball State
45	Rush	THOMAS, Maurice	Eastern Michigan
41*	Pass	MARTIN, Sam from BAHL, Billy	WKU
40*	Pass	MURPHY, Jared from RAGLAND, Gus	Buffalo
36*	Pass	WILLIAMS, R. from RAGLAND, Gus	Ball State
36	KR	THOMAS, Maurice	WKU
34	INT	MONTGOMERY, D.	Bowling Green
32	Pass	SHISSO, Sam from RAGLAND, Gus	Central Michigan
31	Pass	GARDNER, James from BAHL, Billy	Cincinnati
29*	Pass	GARDNER, James from BAHL, Billy	IOWA
28	KR	THOMAS, Maurice	Eastern Michigan
28	Pass	WILLIAMS, R. from RAGLAND, Gus	Eastern Michigan
27	Pass	WILLIAMS, R. from RAGLAND, Gus	Central Michigan
27*	Pass	SHISSO, Sam from RAGLAND, Gus	Ball State
27	KR	McINNIS, S.	Akron
26	Pass	SMITH, Ryan from WEZENSKY, Noah	Akron
26	Pass	WILLIAMS, R. from RAGLAND, Gus	Central Michigan
26	KR	THOMAS, Maurice	WKU
25	KR	THOMAS, Maurice	Ball State
25	KR	THOMAS, Maurice	IOWA
25	KR	Banks, Travion	OHIO
24	KR	THOMAS, Maurice	Central Michigan
24	Pass	GARDNER, James from BAHL, Billy	WKU
24	KR	THOMAS, Maurice	Eastern Michigan
24	Pass	SMITH, Ryan from BAHL, Billy	Cincinnati
24	KR	YOUNG, Kenny	Cincinnati
24	Pass	GARDNER, James from RAGLAND, Gus	Ball State
24	Pass	SMITH, Ryan from BAHL, Billy	Eastern Illinois
24	Pass	WILLIAMS, R. from BAHL, Billy	Eastern Illinois
24	KR	THOMAS, Maurice	Eastern Illinois
24	INT	DANIELS, D.	KENT
23	Pass	GARDNER, James from RAGLAND, Gus	Bowling Green
23	KR	YOUNG, Kenny	KENT
23	KR	THOMAS, Maurice	Eastern Michigan
23	Pass	YOUNG, Kenny from BAHL, Billy	WKU
22	Pass	SMITH, Ryan from BAHL, Billy	Eastern Illinois
22	Pass	MURPHY, Jared from RAGLAND, Gus	KENT
22*	Pass	YOUNG, Kenny from RAGLAND, Gus	Central Michigan
22	Pass	MAYOCK, Luke from BAHL, Billy	Cincinnati
22	Pass	GARDNER, James from RAGLAND, Gus	KENT
22	Pass	GARDNER, James from WEZENSKY, Noah	OHIO
22	Rush	YOUNG, Kenny	Bowling Green
22	KR	YOUNG, Kenny	Akron
22	Pass	WILLIAMS, R. from BAHL, Billy	OHIO
22	Pass	GARDNER, James from BAHL, Billy	IOWA
22	Pass	GARDNER, James from RAGLAND, Gus	Ball State
21	KR	THOMAS, Maurice	Central Michigan
21	KR	McINNIS, S.	Cincinnati
21	KR	THOMAS, Maurice	Ball State
21	KR	THOMAS, Maurice	Bowling Green
21	Rush	THOMAS, Maurice	Central Michigan
21	KR	THOMAS, Maurice	Central Michigan
21	Pass	GARDNER, James from BAHL, Billy	Cincinnati
21	KR	YOUNG, Kenny	Akron
20	Rush	BAHL, Billy	Cincinnati
20	Rush	YOUNG, Kenny	WKU
20	Pass	MARTIN, Sam from RAGLAND, Gus	Central Michigan
20	Pass	GARDNER, James from BAHL, Billy	OHIO
20*	INT	MONTGOMERY, D.	Buffalo
20	Pass	GARDNER, James from BAHL, Billy	WKU
20	Pass	GARDNER, James from RAGLAND, Gus	Bowling Green

#### LONG PLAYS BY THE NUMBERS

Long Plays By Yards	No.	TD
100+	0	0
90-99	2	1
80-89	0	0
70-79	4	3
60-69	2	0
50-59	6	5
40-49	3	2
30-39	5	1
20-29	52	4

Long Plays By Type	No.	TD
Rushing	10	2
Passing	39	12
Punt returns	0	0
Kick returns	21	0
Interceptions	3	1
Fumble returns	1	1
Other	0	0
TOTAL	74	16

#### 20-YARD PLUS BY PLAYER

Player	No.	TD	R	P	KR	PR	IR	FR
THOMAS, Maurice	16	0	2	0	14	0	0	0
GARDNER, James	14	2	0	14	0	0	0	0
YOUNG, Kenny	12	4	5	3	4	0	0	0
WILLIAMS, R.	9	3	0	9	0	0	0	0
MURPHY, Jared	4	3	0	4	0	0	0	0
SMITH, Ryan	4	0	0	4	0	0	0	0
MONTGOMERY, D.	3	2	0	0	0	0	2	1
SHISSO, Sam	2	1	0	2	0	0	0	0
MARTIN, Sam	2	1	0	2	0	0	0	0
McINNIS, S.	2	0	0	0	2	0	0	0
SMITH, Alonzo	2	0	2	0	0	0	0	0
MAYOCK, Luke	1	0	0	1	0	0	0	0
BAHL, Billy	1	0	1	0	0	0	0	0
Banks, Travion	1	0	0	0	1	0	0	0
DANIELS, D.	1	0	0	0	0	0	1	0
TOTAL	74	16	10	39	21	0	3	1

#### LONGEST PLAYS OF THE YEAR

Rushing
72 YOUNG, Kenny vs Central Michigan (11/4/2016)
Rushing Touchdown
72 YOUNG, Kenny vs Central Michigan (11/4/2016)
Passing
74 WILLIAMS, R. from RAGLAND, Gus vs Ball State (11/22/2016)
Passing Touchdown
74 WILLIAMS, R. from RAGLAND, Gus vs Ball State (11/22/2016)
Punt Return
10 MURPHY, Jared vs Bowling Green (10/22/2016)
Kick Return
94 THOMAS, Maurice vs Cincinnati (9/24/2016)
Interception Return
34 MONTGOMERY, D. vs Bowling Green (10/22/2016)
Fumble Return
92 MONTGOMERY, D. vs Buffalo (11/12/2016)
Punt
63 KRAMER, Kyle vs KENT (10/15/2016)
Field Goal
38 DOWD, Nick vs KENT (10/15/2016)

\* touchdown scored on play

# GAME 13 • MIAMI VS. MISSISSIPPI STATE

## CAREER BESTS

### #2 Josh Allen • DB

Tackles	.....4, Twice
Solo	.....2 vs. NIU (10/17/15)
Assists	.....1 vs. NIU (10/17/15)
Interceptions	.....None
PBU	.....1 vs. NIU (10/17/15)

### #55 Ikeem Allen • DL

Tackles	.....5 at Western Michigan (10/24/15)
Solo	.....4 at Wisconsin (9/12/15)
Assist	.....5 at Western Michigan (10/24/15)
Sacks	.....1.5 at Western Michigan (10/24/15) and vs. CMU (11/05/16)
TFL	.....2.0 vs. Akron (11/14/15)

### #5 Billy Bahl • QB

Pass Completions	.....20 vs. WKU (9/17/16)
Pass Attempts	.....41 vs. WKU (9/17/16)
Passing Touchdowns	.....2, Four Times
Yards	.....339 vs. WKU (9/17/16)
Long	.....70 vs. WKU (9/17/16)
300-yard Games	.....1, vs. WKU (9/17/16)
400-yard Games	.....None
Rushing Touchdowns	.....1 vs. WKU (9/17/16)

### #28 Bert Birdsall • DB

Tackles	.....6 vs. NIU (10/17/15)
Solo	.....5 vs. NIU (10/17/15)
Assists	.....1 vs. NIU (10/17/15)
Interceptions	.....None
PBU	.....None

### #15 Deondre Daniels • DB

Tackles	.....7 at Eastern Michigan (10/29/16)
Solo	.....5 at Eastern Michigan (10/29/16)
Assists	.....1 at Eastern Michigan (10/29/16)
Interceptions	.....at Bowling Green (10/22/16)
PBU	.....2 vs. CMU (11/05/16)

### #69 AJ Burdine • DL

Tackles	.....6 at Ohio (10/10/15)
Solo	.....4 at Ohio (10/10/15)
Assists	.....2 at Ohio (10/10/15)
TFL	.....1.0 at Ohio (10/10/15)
Sacks	.....None

### #81 James Gardner • WR

Receptions	.....9 at BGSU (10/22/16)
Receiving Yards	.....136 vs. WKU (9/17/16)
Touchdowns	.....2 at Iowa (9/3/16)
Long	.....70 vs. WKU (9/17/16)

### #11 Austin Gearing • DE

Tackles	.....6 vs. Ohio (10/01/16)
Solo	.....4 at Western Kentucky (9/26/15)
Assists	.....3 vs. Ohio (10/01/16)
TFL	.....2.0 vs. Ohio (10/01/16)
Sacks	.....2.0 vs. Ohio (10/01/16)
Forced Fumbles	.....1 vs. WKU (9/17/16)

### #24 Heath Harding • DB

Tackles	.....16 at Northern Illinois (10/18/14)
Solo	.....15 at Northern Illinois (10/18/14)
Assist	.....3 at Kentucky (9/7/13)
Sacks	.....None
TFL	.....3.0 vs. EIU (9/10/16)
Interception	.....1, Several Times

### #4 Chris Hudson • WR

Receptions	.....4 at Western Kentucky (9/26/15)
Receiving Yards	.....64 at Western Kentucky (9/26/15)
Touchdowns	.....1 vs. Presbyterian (9/05/15) and at WKU (9/26/15)
Long	.....38 vs. Presbyterian (9/05/15)

### #91 JT Jones • DE

Tackles	.....9 vs. WMU (11/01/14)
Solo	.....7 vs. WMU (11/01/14)
Assists	.....3 vs. Marshall (8/30/14)
Tackles for Loss	.....4.0 vs. Eastern Michigan (11/7/15)
Sacks	.....4.0 vs. Eastern Michigan (11/7/15)

### #38 Brad Koenig • LB

Tackles	.....9 at BGSU (10/22/16)
Solo	.....7 at BGSU (10/22/16)
Assists	.....4 vs. Ball State (11/22/16)
Tackles for Loss	.....3.0 vs. WKU (9/17/16)
Sacks	.....1.0 vs. EIU (9/10/16) and at BGSU (10/22/16)

### #4 Allan Koikoi • DB

Tackles	.....5 vs. NIU (10/17/15)
Solo	.....4 vs. NIU (10/17/15)
Assists	.....1 vs. NIU (10/17/15)
Interceptions	.....None
PBU	.....1 vs. NIU (10/17/15)

### #9 Kyle Kramer • P

Punts	.....7 at BGSU (10/22/16)
Yards	.....293 at BGSU (10/22/16)
Average	.....41.9 at BGSU (10/22/16)
Inside 20	.....4 at BGSU (10/22/16)

### #45 Justin Martin • P

Punts	.....2 at Iowa (9/3/16)
Yards	.....78 at Iowa (9/3/16)
Average	.....39.0 at Iowa (9/3/16)
Inside 20	.....None

### #83 Sam Martin • WR

Receptions	.....8 vs. UMass (10/04/14)
Receiving Yards	.....134 at Western Michigan (10/24/15)
Touchdowns	.....4 vs. UMass (10/04/14)
Long	.....75 vs. Cincinnati (9/19/15)

### #86 Luke Mayock • WR

Receptions	.....3 vs. Ohio (10/01/16)
Receiving Yards	.....46 vs. Ohio (10/01/16)
Touchdowns	.....None
Long	.....18 vs. Ohio (10/01/16)

### #20 Spencer McInnis • RB

Rushes	.....13 at Buffalo (9/27/14)
Rushing Yards	.....51 vs. ECU (9/6/14)
Touchdowns	.....None
Long	.....13 vs. ECU (9/6/14); at UC (9/20/14)

### #5 Junior McMullen • LB

Tackles	.....14 at Cincinnati (9/24/16)
Solo	.....10 at Cincinnati (9/24/16)
Assists	.....5 at Wisconsin (9/12/15)
Tackles for Loss	.....1.0 at Iowa (9/3/16)
Sacks	.....1.0 at Iowa (9/3/16)
Forced Fumble	.....None

### #36 Paul Moses • LB

Tackles	.....12 at Western Michigan (10/24/15)
Solo	.....5 at Western Michigan (10/24/15)
Assists	.....7 at Wisconsin (9/12/15)
Tackles for Loss	.....2.0 at Western Kentucky (9/26/15)
Sacks	.....2 at Western Kentucky (9/26/15)
Forced Fumble	.....1 at Western Kentucky (9/26/15)

### #21 De'Andre Montgomery • LB

Tackles	.....7 vs. Ohio (10/01/16)
Solo	.....5 vs. Ohio (10/01/16)
Assists	.....3 at UMass (11/21/15)
Tackles for Loss	.....1.0 vs. WKU (9/17/16)
Sacks	.....None
Forced Fumble	.....None
Interception	.....1, Three times

### #88 Jared Murphy • WR

Receptions	.....9 at Eastern Michigan (10/29/16)
Receiving Yards	.....122 at Eastern Michigan (10/29/16)
Long	.....58 at Cincinnati (9/24/16)
Touchdowns	.....2 at Buffalo (9/27/14) and vs. EMU (11/7/15), at Buffalo (11/12/16)

### #37 Grant Niemiec • RB

Rushes	.....5 vs. BGSU (11/05/13)
Rushing Yards	.....40 vs. BGSU (11/05/13)
Touchdowns	.....1, at Illinois (9/28/13)
Long	.....30 vs. Ohio (10/27/12)
Receptions	.....4 vs. Akron (10/19/13)
Receiving Yards	.....20 vs. Akron (10/19/13)

### #30 Buchi Okafor • DB

Tackles	.....10 vs. Buffalo (10/29/15)
Solo	.....5 vs. Buffalo (10/29/15)
Assists	.....5 vs. Buffalo (10/29/15)
TFL	.....1.5 vs. Buffalo (10/29/15)
PBU	.....2 vs. CMU (11/05/16)

### #14 Gus Ragland • QB

Pass Completions	.....26 vs. Ball State (11/22/16)
Pass Attempts	.....35 at BGSU (10/22/16) and vs. Ball State (11/22/16)
Touchdowns	.....4 vs. CMU (11/05/16)
Yards	.....380 vs. Ball State (11/22/16)
Long	.....74 vs. Ball State (11/22/16)
300-yard Games	.....1
400-yard Games	.....None
Rushing Attempts	.....14 at Kent State (10/03/15)
Yards	.....67 at Kent State (10/03/15)

### #14 Tony Reid • DB

Tackles	.....10, Three times
Solo	.....7 vs. WKU (9/17/16)
Assists	.....5 vs. Ohio (11/25/14)
Interception	.....1, Three Times
Sacks	.....None
Forced Fumble	.....None
PBU	.....1 vs. Ohio (11/25/14)

### #33 Leonard Ross • RB

Rushes	.....9 vs. Cincinnati (9/19/15)
Rushing Yards	.....46 vs. Cincinnati (9/19/15)
Touchdowns	.....None
Long	.....13 vs. Cincinnati (9/19/15)
Receptions	.....None
Receiving Yards	.....None

### #82 Ryan Smith • TE

Receptions	.....5 at Kent State (10/03/15)
Receiving Yards	.....70 at Kent State (10/03/15)

Touchdowns	.....2 vs. Cincinnati (9/19/15)
------------	---------------------------------

### #26 Alonzo Smith • RB

Rushes	.....27 vs. EIU (9/10/16)
Rushing Yards	.....109 at UMass (11/21/15)
Touchdowns	.....2 vs. Presbyterian (9/05/15)
Long	.....70 at Buffalo (11/12/16)
Receptions	.....2 vs. Presbyterian (9/05/15)
Receiving Yards	.....17 at Cincinnati (9/24/16)

### #32 Zach Smierciak • DL

Tackles	.....7 vs. Kent State (10/15/16)
Solo	.....6 vs. WMU (11/01/14)
Assists	.....4 vs. Kent State (10/15/16)
Sacks	.....1.0 vs. Kent State (10/15/16)
Tackles For Loss	.....2.0 vs. Kent State (10/15/16)

### #96 Nate Trawick • DL

Tackles	.....7 at Cincinnati (9/24/16)
Solo	.....3, Twice
Assists	.....1 at Iowa (9/3/16)
TFL	.....None
Sacks	.....None

### #31 Maurice Thomas • RB

Rushes	.....9 at Iowa (9/3/16)
Rushing Yards	.....82 at Eastern Michigan (10/29/16)
Touchdowns	.....None
Long	.....77 vs. Eastern Michigan (11/7/15)
Receptions	.....3 vs. EIU (9/10/16)
Receiving Yards	.....37 vs. EIU (9/10/16)

### #6 Rokeem Williams • WR

Receptions	.....7 at CMU (11/15/14) and vs. Akron (11/14/15)
Receiving Yards	.....181 vs. Akron (11/14/15)
Touchdowns	.....2 vs. Ball State (11/22/16)
Long	.....78 vs. Akron (11/14/15)

### #18 Noah Wezensky • QB

Pass Completions	.....14 vs. Ohio (10/01/16)
Pass Attempts	.....28 at Akron (10/28/16)
Passing Touchdowns	.....1 vs. Ohio (10/01/16)
Yards	.....154 yards vs. Ohio (10/01/16)
Long	.....26 at Akron (10/28/16)
300-yard Games	.....None
400-yard Games	.....None
Rushing Touchdowns	.....None

### #49 TJ Williams • LB

Tackles	.....12 vs. Cincinnati (9/19/15)
Solo	.....7 vs. Cincinnati (9/19/15)
Assists	.....5 vs. Cincinnati (9/19/15)
TFL	.....2.0 at Kent State (10/03/15)
Sacks	.....None
Interceptions	.....1 at Illinois (9/29/13)

### #3 Kenny Young • RB

Rushes	.....14 vs. WKU (9/17/16)
Rushing Yards	.....118 at BGSU (10/22/16)
Touchdowns	.....1, Several Times
Long	.....72 vs. CMU (11/05/16)
Receptions	.....3 at BGSU (10/22/16)
Receiving Yards	.....55 vs. Kent State (10/15/16)
All-Purpose Yards	.....141 at BGSU (10/22/16)
100-yard TD Games	.....1

# GAME 13 • MIAMI VS. MISSISSIPPI STATE

## THE LAST TIME...

### A MIAMI PLAYER ...

#### Had 100 yards rushing

Kenny Young (118) at Bowling Green, 2016 (8 att.)

#### Had 200 yards rushing

Steve Little (222) at Buffalo, 2000

#### Had 300 yards rushing

Travis Prentice (376) vs. Akron, 1999

#### Had consecutive 200-yard rushing games

Travis Prentice at Ohio (227) and vs. Northern Illinois (239), 197

#### Had four rushing TDs

Cal Murray (4) vs. Kent State, 2000

#### Had four rushing TDs in a half

Cal Murray (4) vs. Kent State, 2000 (1st)

#### Had 300 yards passing

Andrew Hendrix (437) vs. UMass, 2014

#### Had 400 yards passing

Andrew Hendrix (437) vs. UMass, 2014

#### Had 500 yards passing

Zac Dysert (516) at Akron, 2012

#### Had four straight 300-yard passing games

Ben Roethlisberger (Sept. 13-Oct. 4, 2003)

#### Had five passing TDs

Zac Dysert (6) at Akron, 2012

#### Had 10 receptions

Nick Harwell (11) at Central Michigan, 2012

#### Had 150 yards receiving

Nick Harwell (215) at Central Michigan, 2012

#### Had 200 yards receiving

Nick Harwell (215) at Central Michigan, 2012

#### Had three receiving TDs

Nick Harwell (3) at Buffalo, 2012

#### Had four receiving TDs

Andy Schillinger (4) vs. Central Michigan, 1986  
Sam Martin (4) vs. UMass, 2014

#### Returned punt for TD

Eugene Harris (63) at Northern Illinois, 2008

#### Returned two punts for TD

Ryne Robinson (86, 76) vs. Buffalo, 2003

#### Returned kickoff for TD

DeMarrio Jones at Kent, 1997 (88 yards)

#### Returned opening kickoff for TD

Chris Thomas vs. Ball State, 1986 (96 yards)

#### Returned interception for TD

Brison Burris vs. Buffalo, 2015 (76 yards)

#### Returned/Recovered fumble for TD

Chris Wade at Kentucky, 2013 (6 yards)

#### Returned blocked punt for TD

Evan Harris vs. Kent State, 2010 (18 yards)

#### Returned blocked field goal for TD

Shean Williams at Western Michigan, 1991  
(70 yards)

#### Returned blocked PAT for a score

Chad Brightman vs. Kent, 1996

#### Scored a safety

C.J. Marck sack at Kent State, 2011

#### Allowed a safety

Sacked in endzone at Central Michigan, 2012

### Recovered three fumbles

Brad Cousino vs. Western Michigan, 1972

### MIAMI ...

#### Had 300 yards rushing

399 vs. Akron, 1999

#### Surrendered 300 yards rushing

311 vs. NIU, 2015

#### Had 400 yards rushing

478 at Western Michigan, 1975

#### Had a 200- and 100-yard rusher

Ty King (205) and Travis Prentice (102)  
vs. Kent, 1996

#### Surrendered 400 yards rushing

433 at NIU, 2014

#### Had less than 50 yards rushing

26 vs. Kent State, 2012

#### Surrendered less than 50 yards rushing

42 vs. W. Michigan, 2011

#### Was held to minus rushing yards

-1 at Ohio State, 2012

#### Held opponent to minus rushing yards

-1 vs. Akron, 1995

#### Had 300 yards passing

437 vs. UMass, 2014

#### Surrendered 300 yards passing

389 vs. UMass, 2014

#### Had 400 yards passing

437 vs. UMass, 2014

#### Had 500 yards passing

516 at Akron, 2012

#### Surrendered 400 yards passing

413 at Kentucky, 2013

#### Had less than 10 yards passing

7 at Washington, 1984

#### Surrendered less than 10 yards passing

7 at Ohio, 1995

#### Had two 100-yard receivers in a game

David Frasier (106 yards) and Rokeem Williams (105 yards) vs. Eastern Kentucky in 2014

#### Had 500 yards total offense

557 vs. UMass, 2014

#### Surrendered 500 yards total offense

514 vs. NIU, 2015

#### Had 600 yards total offense

705 at Akron, 2012

#### Surrendered 600 yards total offense

601 at Illinois, 2013

#### Had 700 yards total offense

705 at Akron, 2012

#### Had less than 75 yards total offense

51 at Miami (FL), 1987

#### Surrendered less than 75 yards total offense

39 vs. Akron, 1995

#### Surrendered less than 5 yards total offense

2 vs. Marshall, 1971

#### Held opponent to negative yards of total offense

-18 vs. Marshall, 1967

#### Intercepted five passes

5 vs. Cincinnati, 2005

### Was intercepted five times

5 vs. Bowling Green, 2005

### Was intercepted six times

6 at Central Michigan, 1990

### Returned two interceptions for touchdowns

John Busing (65 yards) and Darrell Hunter (64 yards) at Ball State, 2003

### Recovered five fumbles

5 vs. Buffalo, 2005

### Recovered six fumbles

6 at North Carolina, 2002

### Caused seven turnovers

8 vs. Buffalo, 2005  
(5 fumbles, 3 interceptions)

### Caused eight turnovers

8 vs. Buffalo, 2005  
(5 fumbles, 3 interceptions)

### Caused nine turnovers

9 at North Carolina, 2002  
(6 fumbles, 3 interceptions)

### Had seven turnovers

7 vs. Bowling Green, 2005  
(5 interceptions, 2 fumbles)

### Had eight turnovers

8 vs. Toledo, 1959  
(1 interception, 7 fumbles)

### Had no punts in a game

at UCF, 2003

### Did not force a punt

at Boise State, 2012

### Blocked a field goal

Zach Smierciak vs. NIU, 2015

### Held opponent scoreless

7-0 vs. Akron, 2007

### Was held scoreless

14-0 vs. Cincinnati, 2013

### Won a game on the final play

24-21 at Bowling Green, 2010  
(Cook 33-yd. field goal)

### Won a game with a TD on the final play

30-28 vs. Akron, 2001  
(Tillitz 70-yard pass from Roethlisberger)

### Lost a game on the final play

24-27 at Buffalo, 2012 (Clarke 47-yard FG)

### Was ranked in AP Top 25

No. 10 in Final Rankings, 2004

### Was ranked in AP Top 10

No. 10 on Jan. 2, 1974 (Highest ranking) and in Final Rankings, 2004

### Defeated a team ranked in the Top 25

Miami 23, Ohio 20, 2012  
(No. 23 by AP; No. 24 by USA Today/ESPN)

### Defeated a team ranked in Top 10

Miami 21, No. 8 LSU 12, 1986  
(Highest-ranked team Miami has ever defeated)



# GAME 13 • MIAMI VS. MISSISSIPPI STATE

## YAGER STADIUM RECORDS

### RUSHING

#### Most Rushing Attempts

*Individual:* 44 by Travis Prentice vs. Ohio, 1998  
*Team:* 83 by Army, 1996  
(Miami: 62 vs. Eastern Michigan, 1984)

#### Most Rushing Yards

*Individual:* 376 by Travis Prentice vs. Akron, 1999  
*Team:* 408 by Army, 1996  
(Miami: 399 vs. Akron, 1999)

#### Most Rushing Touchdowns

*Individual:* 5 by Michael Turner (Northern Illinois, 2002 (Miami: 4, six times—last by Cal Murray vs. Kent State, 2000)  
*Team:* 6 vs. Kent State, 1996

### PASSING

#### Most Passes Attempted

*Individual:* 61 by Ben Roethlisberger vs. Northern Illinois, 2002  
*Team:* 61 vs. Northern Illinois, 2002

#### Most Passes Completed

*Individual:* 41 by Ben Roethlisberger vs. Northern Illinois, 2002  
*Team:* 41 vs. Northern Illinois, 2002

#### Most Passing Yards

*Individual:* 525 by Ben Roethlisberger vs. Northern Illinois, 2002  
*Team:* 525 vs. Northern Illinois, 2002

#### Most Passing Touchdowns

*Individual:* 5 by Sam Ricketts vs. Akron, 1995  
*Team:* 6 vs. Akron, 1995

### RECEIVING

#### Most Receptions

14 by Brayden Coombs vs. Buffalo, 2009  
14 by Nick Harwell vs. WMU, 2011

#### Most Receiving Yards

219 by Nick Harwell vs. Ohio, 2010

#### Most Touchdown Receptions

4 by Andy Schillinger vs. Central Michigan, 1986  
4 by Sam Martin vs. UMass, 2014

### SCORING

#### Most Points

*Individual:* 30 by Travis Prentice vs. Kent State, 1998  
*Team:* 65 by Miami vs. Akron, 1995

#### Most Touchdowns

*Individual:* 5 by Travis Prentice vs. Kent State, 1998  
*Team:* 9 vs. Kent State, 1996; Akron, 1995

#### Most Field Goals

4 by Zac Derr, Akron, 2001  
4 by Nathan Parseghian vs. Ohio, 2008

#### Most Extra Points

9 by Chad Seitz vs. Akron, 1995

### PUNTING

#### Most Punts

12 by Brad Maynard, Ball State, 1995

#### Highest Punting Average

(Min. 5 punts)  
52.4 by Zac Murphy vs. Cincinnati (2013)

#### Long

84 by Zac Murphy vs. Cincinnati, 2013

### PUNT AND KICKOFF RETURNS

#### Most Punt Returns

7 by Courtney Burton, Ohio, 1993;  
Marcus Goodwin, Toledo, 1992

#### Most Punt Return Yards

237 by Ryne Robinson vs. Buffalo, 2003

#### Most Kickoff Returns

8 by Aaron Leeper, Buffalo, 2003

#### Most Kickoff Return Yards

134 by Aaron Leeper, Buffalo, 2003

### INTERCEPTIONS

#### Most Interceptions

*Individual:* 3 by Sheldon White vs. Ball State, 1986  
*Team:* 6 vs. Kent State, 1992

#### Most Interception Return Yards

*Individual:* 78 by Cleon Plummer vs. Eastern Michigan, 1995 and by Ben Bennett vs. Charleston Southern, 2008  
*Team:* 93 vs. Bowling Green, 1987

### SCORING

#### Rush

96 by Ty King vs. Kent State, 1996 (t)  
96 by Thomas Merriweather vs. Temple, 2010 (t)

#### Pass Completion

94 from Mike Bath to Sly Johnson vs. Eastern Michigan, 1999 (t)

#### Field Goal

55 by Trevor Cook vs. Toledo, 2009  
55 by Dylan Mulder (EMU), 2015

#### Punt Return

86 by Ryne Robinson vs. Buffalo, 2003 (t)

#### Kickoff Return

96 by Milt Stegall vs. Ohio, 1991 (t); Chris Thomas vs. Ball State, 1986 (t)

#### Interception Return

76 by Brison Burris vs. Buffalo, 2015 (t)

(t)—touchdown



# GAME 13 • MIAMI VS. MISSISSIPPI STATE

## 2016 RESULTS

### The Automated ScoreBook Miami University Game Results (as of Nov 23, 2016) All games

Date	Opponent	Score	Overall	Conference	Time	Attend
Sep 03, 2016	at #15 IOWA	L 21-45	0-1	0-0	3:09	68390
Sep 10, 2016	EASTERN ILLINOIS	L 17-21	0-2	0-0	3:10	17369
Sep 17, 2016	WKU	L 24-31	0-3	0-0	3:50	19822
09/24/16	at Cincinnati	L 20-27	0-4	0-0	3:22	38112
* Oct 01, 2016	OHIO	L 7-17	0-5	0-1	3:05	22212
* Oct. 8, 2016	at Akron	L 13-35	0-6	0-2	3:10	11094
* Oct 15, 2016	KENT	W 18-14	1-6	1-2	3:05	15160
* Oct 22, 2016	at Bowling Green	W 40-26	2-6	2-2	3:53	16121
* Oct 29, 2016	at Eastern Michigan	W 28-15	3-6	3-2	2:56	16481
* Nov 04, 2016	CENTRAL MICHIGAN	W 37-17	4-6	4-2	3:14	14270
* Nov 12, 2016	at Buffalo	W 35-24	5-6	5-2	3:13	15447
* Nov 22, 2016	BALL STATE	W 21-20	6-6	6-2	3:06	13824

## 2016 COMBINED STATS

### The Automated ScoreBook Miami University Overall Team Statistics (as of Nov 23, 2016) All games

Team Statistics	MIAMI	OPP
SCORING	281	292
Points Per Game	23.4	24.3
Points Off Turnovers	33	68
FIRST DOWNS	230	244
Rushing	92	105
Passing	118	112
Penalty	20	27
RUSHING YARDAGE	1602	1676
Yards gained rushing	1991	1979
Yards lost rushing	389	303
Rushing Attempts	449	435
Average Per Rush	3.6	3.9
Average Per Game	133.5	139.7
TDs Rushing	9	19
PASSING YARDAGE	2735	2579
Comp-Att-Int	190-327-6	225-381-14
Average Per Pass	8.4	6.8
Average Per Catch	14.4	11.5
Average Per Game	227.9	214.9
TDs Passing	25	15
TOTAL OFFENSE	4337	4255
Total Plays	776	816
Average Per Play	5.6	5.2
Average Per Game	361.4	354.6
KICK RETURNS: #-Yards	43-814	40-835
PUNT RETURNS: #-Yards	6-18	18-143
INT RETURNS: #-Yards	14-98	6-75
KICK RETURN AVERAGE	18.9	20.9
PUNT RETURN AVERAGE	3.0	7.9
INT RETURN AVERAGE	7.0	12.5
FUMBLES-LOST	16-12	19-7
PENALTIES-Yards	85-690	59-619
Average Per Game	57.5	51.6
PUNTS-Yards	61-2426	57-2145
Average Per Punt	39.8	37.6
Net punt average	36.4	36.3
KICKOFFS-Yards	56-3203	62-3576
Average Per Kick	57.2	57.7
Net kick average	37.4	38.1
TIME OF POSSESSION/Game	32:10	27:50
3RD-DOWN Conversions	59/155	66/165
3rd-Down Pct	38%	40%
4TH-DOWN Conversions	6/12	11/20
4th-Down Pct	50%	55%
SACKS BY-Yards	24-174	41-247
MISC YARDS	0	0
TOUCHDOWNS SCORED	36	37
FIELD GOALS-ATTEMPTS	10-14	12-15
ON-SIDE KICKS	0-1	0-0
RED-ZONE SCORES	(30-36) 83%	(31-40) 77%
RED-ZONE TOUCHDOWNS	(20-36) 56%	(22-40) 55%
PAT-ATTEMPTS	(31-35) 89%	(34-35) 97%
ATTENDANCE	102657	165645
Games/Avg Per Game	6/17110	6/27608
Neutral Site Games		0/0

Score by Quarters	1st	2nd	3rd	4th	OT	Total
Miami University	67	52	104	58	0	281
Opponents	65	93	50	84	0	292

# GAME 13 • MIAMI VS. MISSISSIPPI STATE

## 2016 INDIVIDUAL STATS

### The Automated ScoreBook Miami University Overall Individual Statistics (as of Nov 23, 2016) All games

Rushing	gp	att	gain	loss	net	avg	td	lg	avg/g
SMITH, Alonzo	12	159	700	11	689	4.3	3	70	57.4
YOUNG, Kenny	12	79	517	27	490	6.2	2	72	40.8
THOMAS, Maurice	10	34	234	9	225	6.6	0	45	22.5
RAGLAND, Gus	6	67	251	100	151	2.3	2	19	25.2
McINNIS, S.	10	45	150	7	143	3.2	1	17	14.3
BAHL, Billy	5	40	128	124	4	0.1	1	20	0.8
NIEMIEC, Grant	12	1	2	0	2	2.0	0	2	0.2
MURPHY, Jared	12	2	0	1	-1	-0.5	0	0	-0.1
MARTIN, Justin	11	1	0	12	-12	-12.0	0	0	-1.1
TEAM	7	11	0	35	-35	-3.2	0	0	-5.0
WEZENSKY, Noah	2	10	9	63	-54	-5.4	0	4	-27.0
Total	12	449	1991	389	1602	3.6	9	72	133.5
Opponents	12	435	1979	303	1676	3.9	19	70	139.7

Passing	gp	effic	comp-att-int	pct	yds	td	lg	avg/g
RAGLAND, Gus	6	167.46	93-149-0	62.4	1274	15	74	212.3
BAHL, Billy	5	147.47	69-125-4	55.2	1154	8	70	230.8
WEZENSKY, Noah	2	106.39	28-53-2	52.8	307	2	26	153.5
MARTIN, Justin	11	0.00	0-0-0	0.0	0	0	0	0.0
Total	12	149.92	190-327-6	58.1	2735	25	74	227.9
Opponents	12	121.56	225-381-14	59.1	2579	15	75	214.9

Receiving	gp	no.	yds	avg	td	lg	avg/g
MURPHY, Jared	12	42	532	12.7	5	58	44.3
GARDNER, James	10	40	658	16.5	5	70	65.8
SMITH, Ryan	12	24	284	11.8	4	26	23.7
WILLIAMS, R.	10	22	463	21.0	3	74	46.3
YOUNG, Kenny	12	14	172	12.3	2	55	14.3
SHISSO, Sam	12	10	155	15.5	3	32	12.9
THOMAS, Maurice	10	10	99	9.9	0	19	9.9
SMITH, Alonzo	12	8	89	11.1	2	17	7.4
MARTIN, Sam	10	7	134	19.1	1	41	13.4
MAYOCK, Luke	8	5	83	16.6	0	22	10.4
ROW, Kyle	12	4	22	5.5	0	8	1.8
McINNIS, S.	10	2	21	10.5	0	13	2.1
ZIELINSKI, A.	9	1	12	12.0	0	12	1.3
NIEMIEC, Grant	12	1	11	11.0	0	11	0.9
Total	12	190	2735	14.4	25	74	227.9
Opponents	12	225	2579	11.5	15	75	214.9

Punt Returns	no.	yds	avg	td	lg
MURPHY, Jared	6	18	3.0	0	10
Total	6	18	3.0	0	10
Opponents	18	143	7.9	1	48

Interceptions	no.	yds	avg	td	lg
MONTGOMERY, D.	4	56	14.0	1	34
HARDING, Heath	4	0	0.0	0	0
WILLIAMS, TJ	2	1	0.5	0	1
DANIELS, D.	1	23	23.0	0	23
KOENIG, Brad	1	0	0.0	0	0
RAGLAND, Gus	1	0	0.0	0	0
REID, Tony	1	18	18.0	0	18
Total	14	98	7.0	1	34
Opponents	6	75	12.5	0	60

Kick Returns	no.	yds	avg	td	lg
THOMAS, Maurice	22	516	23.5	0	94
McINNIS, S.	9	110	12.2	0	27
YOUNG, Kenny	6	117	19.5	0	24
BANKS, Travion	3	54	18.0	0	25
MERIMEE, Matt	1	4	4.0	0	4
NIEMIEC, Grant	1	12	12.0	0	12
EARNEST, Brad	1	1	1.0	0	1
Total	43	814	18.9	0	94
Opponents	40	835	20.9	0	79

Fumble Returns	no.	yds	avg	td	lg
MONTGOMERY, D.	1	92	92.0	1	92
Total	1	92	92.0	1	92
Opponents	3	41	13.7	2	28

# GAME 13 • MIAMI VS. MISSISSIPPI STATE

## 2016 DEFENSIVE STATS

### The Automated ScoreBook Miami University Overall Defensive Statistics (as of Nov 23, 2016) All games

##	Defensive Leaders	gp	Tackles			tfl/yds	Sacks no-yds	Pass defense			Fumbles		blkd	
			ua	a	tot			int-yds	brup	qbh	rcv-yds	ff	kick	saf
14	REID, Tony	12	46	38	84	1.0-2	.	1-18	3	.	1-0	.	.	.
5M	MCMULLEN, J.	12	39	43	82	6.0-20	1.0-10	.	2	1	.	1	.	.
24	HARDING, Heath	12	41	24	65	6.5-19	.	4-0	10	3	1-0	.	.	.
38	KOENIG, Brad	10	34	28	62	8.0-40	3.0-30	1-0	3	1	1-0	1	.	.
21	MONTGOMERY, D.	12	36	25	61	5.0-7	.	4-56	7	1	1-92	.	.	.
91	JONES, JT	12	26	14	40	11.5-50	6.5-42	.	2	4	1-0	1	.	.
2	ALLEN, Josh	12	25	12	37	1.0-2	.	.	3	.	.	1	1	.
49	WILLIAMS, TJ	12	16	21	37	2.5-2	.	2-1	.	.	.	.	.	.
11	GEARING, Austin	12	12	23	35	6.0-37	4.0-28	.	2	5	.	3	1	.
96	TRAWICK, Nate	12	13	20	33	2.0-6	0.5-4	.	1	.	.	.	.	.
32	SMIERCIAK, Zach	10	12	18	30	3.5-22	3.0-19	.	.	1	.	1	.	.
55	ALLEN, Ikeem	12	12	15	27	3.5-30	3.0-28	.	.	3	.	1	.	.
15	DANIELS, D.	12	19	8	27	1.5-3	.	1-23	4	.	.	1	.	.
30	OKAFOR, Buchi	10	15	11	26	.	.	.	6	.	.	.	.	.
36	MOSES, Paul	11	10	10	20	1.0-3	.	.	.	.	.	1	.	.
8	THOMPSON, D.	12	15	5	20	.	.	.	.	.	.	.	.	.
58	COSTIN, Doug	11	7	10	17	1.5-4	1.5-4	.	.	1	.	.	.	.
69	BURDINE, AJ	12	5	10	15	.	.	.	.	.	2-0	.	.	.
92	CALCAGNO, Quinn	8	10	3	13	1.0-1	.	.	.	.	.	.	.	.
9	EARNEST, Brad	12	10	1	11	1.0-7	1.0-7	.	.	.	.	1	.	.
1	ASSEH, Credric	10	4	3	7	.	.	.	.	.	.	.	.	.
28	BIRDSALL, Bert	11	5	2	7	.	.	.	1	.	.	.	.	.
27	BURSE, Kobe	11	4	2	6	.	.	.	.	.	.	.	.	.
94	DUFFIN, Mack	10	4	2	6	1.0-3	0.5-2	.	.	1	.	.	.	.
37	NIEMIEC, Grant	12	5	1	6	.	.	.	.	.	.	.	.	.
22	MERIMEE, Matt	11	4	1	5	.	.	.	.	.	.	.	.	.
5	BAHL, Billy	5	3	2	5	.	.	.	.	.	.	.	.	.
90	LEMON, Dean	5	1	3	4	1.5-4	.	.	.	.	.	.	.	.
4K	KOIKOI, Allan	8	3	1	4	.	.	.	1	.	.	.	.	.
31	THOMAS, Maurice	10	1	2	3	.	.	.	.	.	.	.	.	.
52	RIGG, Jordan	12	2	.	2	.	.	.	.	.	.	.	.	.
20	McINNIS, S.	10	2	.	2	.	.	.	.	.	.	.	.	.
12	BANKS, Travion	8	.	2	2	.	.	.	.	.	.	.	.	.
50	MULLEN, Ryan	11	.	1	1	.	.	.	.	.	.	.	.	.
60	PETRIE, Cameron	1	1	.	1	.	.	.	.	.	.	.	.	.
17	REID, Myles	7	1	.	1	.	.	.	.	.	.	.	.	.
61	SWARTS, Zach	8	1	.	1	.	.	.	.	.	.	.	.	.
48	CONNOLLY, Sam	5	.	1	1	.	.	.	.	.	.	.	.	.
13	ROW, Kyle	12	.	1	1	.	.	.	.	.	.	.	.	.
53	SMALLBONE, M.	7	.	1	1	.	.	.	.	.	.	.	.	.
1R	RAGLAND, Gus	6	.	.	.	.	.	1-0	.	.	.	.	.	.
TM	TEAM	7	.	.	.	.	.	.	.	.	.	.	.	2
Total		12	444	364	808	65-262	24-174	14-98	45	21	7-92	12	2	2
Opponents		12	409	400	809	72-320	41-247	6-75	36	28	12-41	13	1	.



# GAME 13 • MIAMI VS. MISSISSIPPI STATE

## CAREER STATS

### SEASON

### CAREER

Rushing	gp	att	gain	loss	net	avg	td	lg	avg/g	gp	att	gain	loss	net	avg	td	lg	avg/g
SMITH, Alonzo	12	159	700	11	689	4.3	3	70	57.4	26	310	1330	45	1285	4.1	8	70	49.4
YOUNG, Kenny	12	79	517	27	490	6.2	2	72	40.8	30	151	840	40	800	5.3	2	72	26.7
THOMAS, Maurice	10	34	234	9	225	6.6	0	45	22.5	19	55	458	27	431	7.8	0	77	22.7
RAGLAND, Gus	6	67	251	100	151	2.3	2	19	25.2	18	124	599	117	482	3.9	4	40	26.8
McINNIS, S.	10	45	150	7	143	3.2	1	17	14.3	34	88	275	18	257	2.9	1	17	7.6
BAHL, Billy	5	40	128	124	4	0.1	1	20	0.8	17	84	232	269	-37	-0.4	1	20	-2.2
NIEMIEC, Grant	12	1	2	0	2	2.0	0	2	0.2	34	38	131	4	127	3.3	1	14	3.7
MURPHY, Jared	12	2	0	1	-1	-0.5	0	0	-0.1	39	16	52	20	32	2.0	2	11	0.8
MARTIN, Justin	11	1	0	12	-12	-12.0	0	0	-1.1	13	1	0	12	-12	-12.0	0	0	-0.9
TEAM	7	11	0	35	-35	-3.2	0	0	-5.0									
WEZENSKY, Noah	2	10	9	63	-54	-5.4	0	4	-27.0	2	10	9	63	-54	-5.4	0	4	-27.0
Total	12	449	1991	389	1602	3.6	9	72	133.5									
Opponents	12	435	1979	303	1676	3.9	19	70	139.7									

Passing	gp	effic	comp-att-int	pct	yds	td	lg	avg/g	gp	effic	comp-att-int	pct	yds	td	lg	avg/g
RAGLAND, Gus	6	167.46	93-149-0	62.4	1274	15	74	212.3	18	166.22	113-178-0	63.5	1470	18	74	81.7
BAHL, Billy	5	147.47	69-125-4	55.2	1154	8	70	230.8	17	119.81	180-367-18	49.0	2813	18	78	165.5
WEZENSKY, Noah	2	106.39	28-53-2	52.8	307	2	26	153.5	2	106.39	28-53-2	52.8	307	2	26	153.5
MARTIN, Justin	11	0.00	0-0-0	0.0	0	0	0	0.0	13	0.00	0-0-0	0.0	0	0	0	0.0
Total	12	149.92	190-327-6	58.1	2735	25	74	227.9								
Opponents	12	121.56	225-381-14	59.1	2579	15	75	214.9								

Receiving	gp	no.	yds	avg	td	lg	avg/g	gp	no.	yds	avg	td	lg	avg/g
MURPHY, Jared	12	42	532	12.7	5	58	44.3	39	119	1646	13.8	11	58	42.2
GARDNER, James	10	40	658	16.5	5	70	65.8	18	44	744	16.9	6	70	41.3
SMITH, Ryan	12	24	284	11.8	4	26	23.7	35	52	669	12.9	9	34	19.1
WILLIAMS, R.	10	22	463	21.0	3	74	46.3	43	67	1261	18.8	7	74	29.3
YOUNG, Kenny	12	14	172	12.3	2	55	14.3	30	28	257	9.2	2	55	8.6
SHISSO, Sam	12	10	155	15.5	3	32	12.9	40	15	209	13.9	4	32	5.2
THOMAS, Maurice	10	10	99	9.9	0	19	9.9	19	14	153	10.9	0	19	8.1
SMITH, Alonzo	12	8	89	11.1	2	17	7.4	26	18	168	9.3	2	19	6.5
MARTIN, Sam	10	7	134	19.1	1	41	13.4	33	60	1024	17.1	8	75	31.0
MAYOCK, Luke	8	5	83	16.6	0	22	10.4	9	5	83	16.6	0	22	9.2
ROW, Kyle	12	4	22	5.5	0	8	1.8	13	4	22	5.5	0	8	1.7
McINNIS, S.	10	2	21	10.5	0	13	2.1	34	10	98	9.8	0	20	2.9
ZIELINSKI, A.	9	1	12	12.0	0	12	1.3	10	1	12	12.0	0	12	1.2
NIEMIEC, Grant	12	1	11	11.0	0	11	0.9	34	4	26	6.5	0	11	0.8
Total	12	190	2735	14.4	25	74	227.9							
Opponents	12	225	2579	11.5	15	75	214.9							

Total Offense	g	plays	rush	pass	total	avg/g	g	plays	rush	pass	total	avg/g
RAGLAND, Gus	6	216	151	1274	1425	237.5	18	302	482	1470	1952	108.4
BAHL, Billy	5	165	4	1154	1158	231.6	17	451	-37	2813	2776	163.3
SMITH, Alonzo	12	159	689	0	689	57.4	26	310	1285	0	1285	49.4
YOUNG, Kenny	12	79	490	0	490	40.8	30	151	800	0	800	26.7
WEZENSKY, Noah	2	63	-54	307	253	126.5	2	63	-54	307	253	126.5
THOMAS, Maurice	10	34	225	0	225	22.5	19	55	431	0	431	22.7
McINNIS, S.	10	45	143	0	143	14.3	34	88	257	0	257	7.6
NIEMIEC, Grant	12	1	2	0	2	0.2	34	38	127	0	127	3.7
MURPHY, Jared	12	2	-1	0	-1	-0.1	39	16	32	0	32	0.8
MARTIN, Justin	11	1	-12	0	-12	-1.1	13	1	-12	0	-12	-0.9
TEAM	7	11	-35	0	-35	-5.0						
Total	12	776	1602	2735	4337	361.4						
Opponents	12	816	1676	2579	4255	354.6						

# GAME 13 • MIAMI VS. MISSISSIPPI STATE

## CAREER STATS

SEASON										CAREER									
Scoring	td	fg	PAT				dxd	saf	pts	td	fg	PAT				dxd	saf	pts	
			kick	rush	rcv	pass						kick	rush	rcv	pass				
DOWD, Nick	-	9-11	29-33	-	-	-	-	-	56	-	10-12	31-35	-	-	-	-	-	61	
MURPHY, Jared	5	-	-	-	-	-	-	-	30	13	-	-	-	-	-	-	-	78	
SMITH, Alonzo	5	-	-	-	-	-	-	-	30	10	-	-	-	-	-	-	-	60	
GARDNER, James	5	-	-	-	-	-	-	-	30	6	-	-	-	-	-	-	-	36	
YOUNG, Kenny	4	-	-	-	-	-	-	-	24	4	-	-	-	-	-	-	-	24	
SMITH, Ryan	4	-	-	-	-	-	-	-	24	9	-	-	-	-	-	-	-	54	
SHISSO, Sam	3	-	-	-	-	-	-	-	18	4	-	-	-	-	-	-	-	24	
WILLIAMS, R.	3	-	-	-	-	-	-	-	18	7	-	-	-	-	-	-	-	42	
MONTGOMERY, D.	2	-	-	-	-	-	-	-	12	2	-	-	-	-	-	-	-	12	
RAGLAND, Gus	2	-	-	-	-	0-1	-	-	12	4	-	-	-	-	0-1	-	-	24	
MARTIN, Sam	1	-	-	-	-	-	-	-	6	8	-	-	-	-	-	-	-	48	
BAHL, Billy	1	-	-	-	-	-	-	-	6	1	-	-	-	-	-	-	-	6	
McINNIS, S.	1	-	-	-	-	-	-	-	6	1	-	-	-	-	-	-	-	6	
SLOMAN, Sam	-	1-3	2-2	-	-	-	-	-	5	-	1-3	2-2	-	-	-	-	-	5	
TEAM	-	-	-	-	-	-	-	2	4										
Total	36	10-14	31-35	-	-	0-1	-	2	281										
Opponents	37	12-15	34-35	-	-	0-2	-	-	292										
Punt Returns	no.	yds	avg	td	lg					no.	yds	avg	td	lg					
MURPHY, Jared	6	18	3.0	0	10					12	70	5.8	0	21					
Total	6	18	3.0	0	10														
Opponents	18	143	7.9	1	48														
Kick Returns	no.	yds	avg	td	lg					no.	yds	avg	td	lg					
THOMAS, Maurice	22	516	23.5	0	94					52	1018	19.6	0	94					
McINNIS, S.	9	110	12.2	0	27					15	218	14.5	0	27					
YOUNG, Kenny	6	117	19.5	0	24					10	184	18.4	0	24					
BANKS, Travion	3	54	18.0	0	25					3	54	18.0	0	25					
NIEMIEC, Grant	1	12	12.0	0	12					1	12	12.0	0	12					
EARNEST, Brad	1	1	1.0	0	1					1	1	1.0	0	1					
MERIMEE, Matt	1	4	4.0	0	4					1	4	4.0	0	4					
Total	43	814	18.9	0	94														
Opponents	40	835	20.9	0	79														
Interceptions	no.	yds	avg	td	lg					no.	yds	avg	td	lg					
MONTGOMERY, D.	4	56	14.0	1	34					4	56	14.0	1	34					
HARDING, Heath	4	0	0.0	0	0					9	0	0.0	0	0					
WILLIAMS, TJ	2	1	0.5	0	1					3	1	0.3	0	1					
DANIELS, D.	1	23	23.0	0	23					1	23	23.0	0	23					
RAGLAND, Gus	1	0	0.0	0	0					1	0	0.0	0	0					
REID, Tony	1	18	18.0	0	18					2	18	9.0	0	18					
KOENIG, Brad	1	0	0.0	0	0					1	0	0.0	0	0					
Total	14	98	7.0	1	34														
Opponents	6	75	12.5	0	60														
Fumble Returns	no.	yds	avg	td	lg					no.	yds	avg	td	lg					
MONTGOMERY, D.	1	92	92.0	1	92					1	92	92.0	1	92					
Total	1	92	92.0	1	92														
Opponents	3	41	13.7	2	28														

# GAME 13 • MIAMI VS. MISSISSIPPI STATE

## CAREER STATS

SEASON									CAREER								
All Purpose	g	rush	rcv	pr	kr	ir	total	avg/g	g	rush	rcv	pr	kr	ir	total	avg/g	
THOMAS, Mauri	10	225	99	0	516	0	840	84.0	19	431	153	0	1018	0	1602	84.3	
YOUNG, Kenny	12	490	172	0	117	0	779	64.9	30	800	257	-1	184	11	1251	41.7	
SMITH, Alonzo	12	689	89	0	0	0	778	64.8	26	1285	168	0	0	0	1453	55.9	
GARDNER, Jam	10	0	658	0	0	0	658	65.8	18	0	744	0	0	0	744	41.3	
MURPHY, Jared	12	-1	532	18	0	0	549	45.8	39	32	1646	70	0	0	1748	44.8	
WILLIAMS, R.	10	0	463	0	0	0	463	46.3	43	66	1261	0	162	0	1489	34.6	
SMITH, Ryan	12	0	284	0	0	0	284	23.7	35	0	669	0	0	0	669	19.1	
McINNIS, S.	10	143	21	0	110	0	274	27.4	34	257	98	0	218	0	573	16.9	
SHISSO, Sam	12	0	155	0	0	0	155	12.9	40	0	209	0	0	0	209	5.2	
RAGLAND, Gus	6	151	0	0	0	0	151	25.2	18	482	0	0	0	0	482	26.8	
MARTIN, Sam	10	0	134	0	0	0	134	13.4	33	0	1024	0	0	0	1024	31.0	
MAYOCK, Luke	8	0	83	0	0	0	83	10.4	9	0	83	0	0	0	83	9.2	
MONTGOMERY,	12	0	0	0	0	56	56	4.7	22	0	0	0	0	56	56	2.5	
BANKS, Travion	8	0	0	0	54	0	54	6.8	8	0	0	0	54	0	54	6.8	
NIEMIEC, Grant	12	2	11	0	12	0	25	2.1	34	127	26	0	12	0	165	4.9	
DANIELS, D.	12	0	0	0	0	23	23	1.9	23	0	0	0	0	23	23	1.0	
ROW, Kyle	12	0	22	0	0	0	22	1.8	13	0	22	0	0	0	22	1.7	
REID, Tony	12	0	0	0	0	18	18	1.5	33	0	0	9	0	18	27	0.8	
ZIELINSKI, A.	9	0	12	0	0	0	12	1.3	10	0	12	0	0	0	12	1.2	
BAHL, Billy	5	4	0	0	0	0	4	0.8	17	-37	0	0	0	0	-37	-2.2	
MERIMEE, Matt	11	0	0	0	4	0	4	0.4	19	0	0	0	4	0	4	0.2	
EARNEST, Brad	12	0	0	0	1	0	1	0.1	20	0	0	0	1	17	18	0.9	
WILLIAMS, TJ	12	0	0	0	0	1	1	0.1	37	0	0	0	0	1	1	0.0	
MARTIN, Justin	11	-12	0	0	0	0	-12	-1.1	13	-12	0	0	0	0	-12	-0.9	
TEAM	7	-35	0	0	0	0	-35	-5.0									
WEZENSKY, No	2	-54	0	0	0	0	-54	-27.0	2	-54	0	0	0	0	-54	-27.0	
Total	12	1602	2735	18	814	98	5267	438.9									
Opponents	12	1676	2579	143	835	75	5308	442.3									
Field Goals		att	good	long	blkd				att	good	long	blkd					
DOWD, Nick		11	9	38	0				12	10	38	0					
SLOMAN, Sam		3	1	31	0				3	1	31	0					
Total		14	10	38	0												
Opponents		15	12	45	1												
Punting				no.	yds	avg	lg	blk					no.	yds	avg	lg	blk
MARTIN, Justin				33	1253	38.0	49	0					35	1340	38.3	49	0
KRAMER, Kyle				28	1173	41.9	63	0					28	1173	41.9	63	0
Total				61	2426	39.8	63	0									
Opponents				57	2145	37.6	61	1									
Kickoffs		no.	yds	avg	tb	ob			no.	yds	avg	tb	ob				
SLOMAN, Sam		50	2847	56.9	11	3			50	2847	56.9	11	3				
JAKABOWSKI, E.		5	293	58.6	0	0			8	456	57.0	0	0				
DOWD, Nick		1	63	63.0	0	0			11	680	61.8	0	0				
Total		56	3203	57.2	11	3											
Opponents		62	3576	57.7	16	0											

# GAME 13 • MIAMI VS. MISSISSIPPI STATE

## CAREER STATS

### The Automated ScoreBook

Miami University Individual Season/Career Statistics (as of Nov 28, 2016)

All games

		SEASON											CAREER										
##	Defensive Leaders	gp	ua	a	total	tfl	sack	int	pbu	fr	ff	blk	gp	ua	a	total	tfl	sack	int	pbu	fr	ff	blk
14	REID, Tony	12	46	38	84	1.0	.	1	3	1	.	.	33	72	53	125	1.0	.	2	5	2	.	2
5M	MCMULLEN, J.	12	39	43	82	6.0	1.0	.	2	.	1	.	23	46	63	109	6.5	1.0	.	2	.	1	.
24	HARDING, Heath	12	41	24	65	6.5	.	4	10	1	.	.	39	158	67	225	15.5	.	9	20	2	2	.
38	KOENIG, Brad	10	34	28	62	8.0	3.0	1	3	1	1	.	23	55	39	94	11.5	5.0	1	6	1	2	.
21	MONTGOMERY, D.	12	36	25	61	5.0	.	4	7	1	.	.	22	60	42	102	7.0	.	4	8	1	.	.
91	JONES, JT	12	26	14	40	11.5	6.5	.	2	1	1	.	48	95	71	166	40.5	24.5	.	6	5	3	.
2	ALLEN, Josh	12	25	12	37	1.0	.	.	3	.	1	1	24	33	17	50	1.5	.	.	4	.	1	1
49	WILLIAMS, TJ	12	16	21	37	2.5	.	2	.	.	.	.	37	47	51	98	5.5	.	3	2	.	3	.
11	GEARING, Austin	12	12	23	35	6.0	4.0	.	2	.	3	1	38	23	29	52	9.0	4.0	.	2	.	3	1
96	TRAWICK, Nate	12	13	20	33	2.0	0.5	.	1	.	.	.	21	20	23	43	2.5	0.5	.	1	.	.	.
32	SMIERCIAK, Zach	10	12	18	30	3.5	3.0	.	.	.	1	.	10	12	18	30	3.5	3.0	.	.	.	1	.
15	DANIELS, D.	12	19	8	27	1.5	.	1	4	.	1	.	23	23	15	38	1.5	.	1	4	.	1	.
55	ALLEN, Ikeem	12	12	15	27	3.5	3.0	.	.	.	1	.	36	33	37	70	11.5	7.5	.	3	.	1	1
30	OKAFOR, Buchi	10	15	11	26	0.0	.	.	6	.	.	.	41	47	38	85	1.5	.	1	8	1	.	.
8	THOMPSON, D.	12	15	5	20	0.0	.	.	.	.	.	.	23	20	11	31	0.0	.	.	.	.	.	.
36	MOSES, Paul	11	10	10	20	1.0	.	.	.	.	1	.	28	45	53	98	8.0	3.0	.	.	1	3	.
58	COSTIN, Doug	11	7	10	17	1.5	1.5	.	.	.	.	.	11	7	10	17	1.5	1.5	.	.	.	.	.
69	BURDINE, AJ	12	5	10	15	0.0	.	.	.	2	.	.	30	21	17	38	4.5	.	.	.	2	1	.
92	CALCAGNO, Quinn	8	10	3	13	1.0	.	.	.	.	.	.	19	14	5	19	1.0	.	.	.	.	.	.
9	EARNEST, Brad	12	10	1	11	1.0	1.0	.	.	.	1	.	20	16	7	23	1.5	1.0	1	.	.	1	.
1	ASSEH, Credric	10	4	3	7	0.0	.	.	.	.	.	.	10	4	3	7	0.0	.	.	.	.	.	.
28	BIRDSALL, Bert	11	5	2	7	0.0	.	.	1	.	.	.	32	36	16	52	2.0	.	.	4	.	1	.
94	DUFFIN, Mack	10	4	2	6	1.0	0.5	.	.	.	.	.	12	4	2	6	1.0	0.5	.	.	.	.	.
27	BURSE, Kobe	11	4	2	6	0.0	.	.	.	.	.	.	11	4	2	6	0.0	.	.	.	.	.	.
37	NIEMIEC, Grant	12	5	1	6	0.0	.	.	.	.	.	.	34	11	2	13	0.0	.	.	.	.	.	.
5	BAHL, Billy	5	3	2	5	0.0	.	.	.	.	.	.	17	4	3	7	0.0	.	.	.	.	.	.
22	MERIMEE, Matt	11	4	1	5	0.0	.	.	.	.	.	.	19	4	2	6	0.0	.	.	.	.	.	.
90	LEMON, Dean	5	1	3	4	1.5	.	.	.	.	.	.	10	2	4	6	2.5	.	.	.	.	.	.
4K	KOIKOI, Allan	8	3	1	4	0.0	.	.	1	.	.	.	22	12	3	15	0.0	.	.	6	.	.	.
31	THOMAS, Maurice	10	1	2	3	0.0	.	.	.	.	.	.	19	2	4	6	0.0	.	.	.	.	.	.
52	RIGG, Jordan	12	2	.	2	0.0	.	.	.	.	.	.	17	2	.	2	0.0	.	.	.	.	.	.
20	McINNIS, S.	10	2	.	2	0.0	.	.	.	.	.	.	34	4	2	6	0.0	.	.	.	.	.	.
12	BANKS, Travion	8	.	2	2	0.0	.	.	.	.	.	.	8	.	2	2	0.0	.	.	.	.	.	.
17	REID, Myles	7	1	.	1	0.0	.	.	.	.	.	.	7	1	.	1	0.0	.	.	.	.	.	.
53	SMALLBONE, M.	7	.	1	1	0.0	.	.	.	.	.	.	9	.	1	1	0.0	.	.	.	.	.	.
48	CONNOLLY, Sam	5	.	1	1	0.0	.	.	.	.	.	.	10	1	1	2	0.0	.	.	.	.	.	.
60	PETRIE, Cameron	1	1	.	1	0.0	.	.	.	.	.	.	1	1	.	1	0.0	.	.	.	.	.	.
61	SWARTS, Zach	8	1	.	1	0.0	.	.	.	.	.	.	9	1	.	1	0.0	.	.	.	.	.	.
13	ROW, Kyle	12	.	1	1	0.0	.	.	.	.	.	.	13	.	1	1	0.0	.	.	.	.	.	.
50	MULLEN, Ryan	11	.	1	1	0.0	.	.	.	.	.	.	15	.	1	1	0.0	.	.	.	.	.	.
TM	TEAM	7	.	.	.	0.0	.	.	.	.	.	.	.	.	.	.	.	.	.	.	.	.	.
1R	RAGLAND, Gus	6	.	.	.	0.0	.	1	.	.	.	.	18	6	2	8	0.0	.	1	.	1	.	.
Total		12	444	364	808	65	24	14	45	7	12	2											
Opponents		12	409	400	809	72	41	6	36	12	13	1											




## GAME 13 • MIAMI VS. MISSISSIPPI STATE

### OFFENSIVE TWO-DEEP PLAYER NOTES

**#5 Billy Bahl****QB, So., 6-4, 237, Woodstock, Ill.**

- Started first five games of the season before suffering a shoulder injury
- Threw for 339 yards and two touchdowns versus Western Kentucky
- Started final seven games of 2015

**#76 Randy Heideman****OL, R-Jr., 6-5, 312, Bloomington, Ill.**

- Played in 11 games, mostly on special teams
- Started at right tackle in the contest at Buffalo for an injured Collin Buchanan

**#72 Collin Buchanan****OL, Sr., 6-5, 328, Southfield, Mich.**

- Second-Team All-MAC
- Started 11 games at right tackle in 2016
- Has started 34 games at right tackle for Miami in his career

**#83 Sam Martin****WR, Jr., 6-2, 198, Boulder Colo.**

- Played in 10 games
- Caught a Hail Mary TD versus WKU with a minute left in the contest
- Was second on the team in 2015 in catches (29) and yards (542).
- Suffered a torn ACL in game 11 of 2015

**#67 Jordan Diamond****OL, Sr., 6-5, 327, Chicago, Ill.**


- Fifth-year transfer from Auburn
- Started all 12 games for Miami at guard

**#66 Sam McCollum****OL, So., 6-3, 309, Dublin, Ohio**


- Has started 22 games as a RedHawk at guard, including all 12 this season and 10 as a true freshman in 2015.

**#81 James Gardner****WR, So., 6-4, 212, Fort Lauderdale, Fla.**

- Third-Team All-MAC
- Played in 10 games, missing two due to injury
- Finished regular season with 40 catches, 658 yards and five TDs
- Had six catches for 96 yards and two scores to open season at Iowa
- Recorded five receptions for 136 yards and a TD against WKU
- Had nine catches and 120 yards at BGSU in the first half. Missed second half due to injury.

**#20 Spencer McInnis****RB, 5-Sr., 5-10, 214, Commerce Twp., Mich.**

- One of seven fifth-year seniors on this team
- Plays on several special teams units and has 45 rushes this season for 143 yards and a touchdown.

**#51 Danny Godlevske****OL, Fr., 6-2, 298, Indianapolis, Ind.**

- Started nine of the last 10 games at center as a true freshman

**#50 Ryan Mullen****OL, So., 6-3, 287, Lake Villa, Ill.**

- Played in 11 games at offensive guard.

**#88 Jared Murphy****WR, R-Jr., 5-10, 179, Columbia City, Ind.**

- Led Miami with 42 catches and five touchdowns. Was second on the team in receiving yardage (532)
- Had a career-high nine catches for 122 yards and a touchdown at Eastern Michigan
- Recorded two catches for 57 yards and a pair of scores at Buffalo
- Also serves as the team's punt returner

## GAME 13 • MIAMI VS. MISSISSIPPI STATE

### OFFENSIVE TWO-DEEP PLAYER NOTES



**#71 Sam Murrer**  
**OL, 6-4, 305, R-Fr., Park Hills, Ky.**  
 • Played in six games, mostly on special teams



**#77 Matt Skibinski**  
**OL, 6-5, 292, R-Fr., Livonia, Mich.**  
 • Played in three games at offensive guard and tackle



**#56 Mitch Palmer**  
**OL, 6-2, 297, R-So., St. Louis, Mo.**  
 • Played in four games this season, making starts versus Iowa and Eastern Illinois  
 • Has started nine games at center in his career




**#26 Alonzo Smith**  
**RB, 5-10, 221, R-So., Riviera Beach, Fla.**  
 • Played in all 12 games this season  
 • Led Miami in rushing with 689 yards on the ground  
 • Had a season-high 98 rushing yards versus Eastern Illinois and added 91 on the ground versus Buffalo  
 • Broke free for a 50-yard rush to clinch the win over Ball State with less than two minutes to play



**#14 Gus Ragland**  
**QB, 6-1, 211, R-So., Cincinnati, Ohio**  
 • Started the last six games for Miami, all wins  
 • Completed 93-of-149 passes for 1,274 yards and 15 touchdowns and zero interceptions this season  
 • Has never thrown an interception in his Miami career (178 passes currently)  
 • Was named MAC East Offensive Player of the

Week twice in his six starts

- Threw for 218 yards and four touchdowns versus CMU
- Added a career-best 380 yards passing and three touchdowns versus Ball State



**#82 Ryan Smith**  
**TE, 6-4, 265, Jr., River Forest, Ill.**  
 • Miami's top receiving threat among tight ends.  
 • Finished the season with 24 catches for 284 yards and four touchdowns  
 • Had a career-high five catches for 62 yards and a touchdown at Akron



**#52 Jordan Rigg**  
**OL, 6-4, 287, R-So., Springboro, Ohio**  
 • Played in 11 games, all starts at left tackle for Miami in 2015



**#31 Maurice Thomas**  
**RB, 5-11, 176, So., Oxford, Ohio**  
 • Third-Team All-MAC as kick returner  
 • Averaged 6.6 yards per rush this season on 34 carries  
 • Had a season-high seven rushes for 82 yards at Eastern Michigan  
 • Also served as the team's kick returner, averaging 23.5 yards per return  
 • Had a 94-yard return versus Cincinnati, the longest play in Miami football history that did not result in a touchdown



**#10 Sam Shisso**  
**WR, 6-5, 217, 5-Sr., Charlotte, N. Car.**  
 • Played in all 12 games this season, making six starts  
 • Finished year with 10 catches for 155 yards and three touchdowns  
 • All three touchdowns came during Miami's win streak  
 • Scored game-winning touchdown versus

Ball State with 5:44 left in the contest

- Had a career-high three catches for 56 yards and a score against CMU



**#6 Rokeem Williams**  
**WR, 6-1, 197, 5-Sr., Williston, S. Car.**  
 • Miami's top offensive deep threat ... averaged 21.0 yards per catch, seventh-best in the nation  
 • Helped Miami beat Ball State with six receptions for a career-high 145 yards and two touchdowns  
 • Had six grabs for 113 yards at Iowa

## GAME 13 • MIAMI VS. MISSISSIPPI STATE

### OFFENSIVE TWO-DEEP PLAYER NOTES



**#3 Kenny Young**

**RB, 5-7, 196, R-So., Tallahassee, Fla.**

- Had 490 yards on 79 carries, an average of 6.2 yards per rush
- Added 14 catches for 172 yards and two scores
- Had four straight games during Miami's win streak of at least one play of over 50 yards
- Caught a 55-yard touchdown with 90 seconds remaining to beat Kent State

• Had a 72-yard touchdown run on the first play of the second half in a win over CMU

• Had a career-high 118 yards rushing at Bowling Green



**#84 Alexx Zielinski**

**TE, 6-5, R-Fr., Brighton, Mich.**

- Played in nine games this season
- Recorded a 12-yard reception at Iowa, his first career catch


### SPECIALIST TWO-DEEP PLAYER NOTES



**#97 Nick Dowd**

**PK, 5-8, 205, So., Westfield, Ind.**


- Miami's primary field goal and extra point place kicker
- Connected on 9-of-11 field goals and 29-of-33 extra points.
- Longest field goal of the season was a 38-yarder versus Kent State



**#Kyle Kramer**

**P, 6-3, 203, R-Fr., Glen Ellyn, Ill.**


- Miami's punter for the final six games of the 2016 season
- Averaged 41.9 yards per punt and downed 14 of his 28 punts inside the opponent's 20-yard line
- Versus Kent State he downed 4-of-5 punts inside the 20 and had a career long 63-yard punt, earning MAC East Special Teams Player of the Week



**#79 Sam Sloman**

**PK, 5-8, 212, Fr., Roswell, Ga.**

- Kickoff specialist
- Averaged 56.9 yards per kickoff
- Had 11 touchbacks on 50 attempts



**#59 Evan Crabtree**

**LS, 5-10, 234, R-Fr., Dublin, Ohio**

- Team's long snapper for extra points, field goals and punts

## GAME 13 • MIAMI VS. MISSISSIPPI STATE

### DEFENSIVE TWO-DEEP PLAYER NOTES



**#55 Ikeem Allen**

**DT, 6-1, 268, Jr., Charlotte, N. Car.**

- Played in all 12 games, making 11 starts
- Had a career-high six tackles and 1.5 sacks in the win over Ball State
- Had three tackles and 1.5 sacks in the win over Central Michigan



**#9 Brad Earnest**

**DE, 6-1, 240, R-Sr., Atlanta, Ga.**

- Played in all 12 games at defensive end
- Recorded his first career sack at Cincinnati
- Had a career-high five tackles in a win at Buffalo



**#2 Josh Allen**

**DB, 6-0, 205, So., Charlotte, N. Car.**

- Played in all 12 games, making seven starts at safety
- Blocked his first career kick versus Ohio
- Had a career-high six tackles versus Kent State



**#11 Austin Gearing**

**DE, 6-5, 257, 5-Sr., Franklin, Ohio**


- Began career as a QB, starting three games in 2013
- Started 12 games at defensive end in 2016
- Leads team with three forced fumbles
- Had a career-high six tackles and two sacks versus Ohio
- Recorded first career sack versus Cincinnati



**#69 AJ Burdine**

**DT, 6-2, 290, R-Jr., Cincinnati, Ohio**

- Played in all 12 games in a reserve role at defensive tackle
- Led the team with two fumble recoveries
- Had a season-high three tackles at Cincinnati



**#24 Heath Harding**

**DB, 5-10, 186, R-Jr., Englewood, Ohio**

- First-Team All-MAC in 2016
- Finished third on the team with 65 tackles
- Had four interceptions on the season (Cincinnati, Ohio, EMU and Ball State)
- Had a season-high nine tackles versus Ohio



**#58 Doug Costin**

**DT, 6-2, 285, Fr., West Chester, Pa.**

- Played in 11 games in a reserve role at defensive tackle
- Only true freshman listed on Miami's two-deep on the defensive side of the ball
- Had a career-high three tackles versus EIU, EMU and Buffalo
- Recorded his first career sack at Eastern Michigan



**#91 JT Jones**

**DE, 6-3, 246, 5-Sr., East Atlanta, Ga.**

- Second-Team All-MAC in 2016, Third-Team All-MAC in 2015
- Finished season with 40 tackles, 11.5 tackles for loss and 6.5 sacks
- Ranks third in school history with 24.5 career sacks
- Had five tackles and two sacks in a win at Eastern Michigan
- Had a sack and forced fumble at Iowa



**#15 Deondre Daniels**

**DB, 5-11, 190, So., Goose Creek, S. Car.**

- Played in all 12 games, starting the final 10 for Miami
- Had a career-high six tackles versus Eastern Michigan and Ball State, both Miami wins
- Had a game-clinching interception versus Kent State



**#38 Brad Koenig**

**LB, 6-1, 227, R-Sr., Ann Arbor, Mich.**

- Began career as a walk on - earned a scholarship prior to the start of the 2016 season
- Had 62 tackles, 8.0 tackles for loss and 3.0 sacks on the season
- Recorded first career interception at Cincinnati
- Had a career-high nine tackles and a sack at Bowling Green



## GAME 13 • MIAMI VS. MISSISSIPPI STATE

### DEFENSIVE TWO-DEEP PLAYER NOTES



**#5 Junior McMullen**

**LB, 6-1, 242, So., Oak Park, Mich.**

- Third-Team All-MAC
- Second on the team with 82 tackles
- Had 14 tackles at Cincinnati, earning MAC East Defensive Player of the Week
- Also had double digit tackle performances versus Kent State and Buffalo, both Miami wins



**#96 Nate Trawick**

**DT, 5-11, 312, So., Richmond, Ind.**


- Started all 12 games at defensive tackle
- Had a career-high seven tackles at Cincinnati and versus Ohio



**#21 De'Andre Montgomery**

**LB, 6-2, 220, So., Hampton, Ga.**

- Third-Team All-MAC
- Started all 12 games
- Earned MAC East Defensive Player of the Week after recording six tackles and two touchdowns versus Buffalo
- Versus the Bulls he had a 20-yard interception and a 92-yard fumble recovery for a touchdown
- Finished tied for the team lead with four interceptions



**#49 TJ Williams**

**LB, 6-0, 200, Sr., Creve Coeur, Mo.**

- Played in all 12 games, making six starts
- Had seven tackles and an interception versus Kent State
- Had five tackles and an interception at Bowling Green
- Recorded six tackles and 1.5 TFL versus Ohio



**#30 Buchi Okafor**

**DB, 6-1, 197, Sr., Lewis Center, Ohio**

- Played in 10 games, making two starts
- Had a season-high seven tackles at Buffalo
- Recorded six tackles in the win over Central Michigan



**#14 Tony Reid**

**DB, 5-11, 192, Jr., Charlotte, N. Car.**

- Leads the team with 84 tackles
- Had six tackles and an interception at Bowling Green
- Had a season-high 10 tackles versus WKU and Cincinnati

## GAME 13 • MIAMI VS. MISSISSIPPI STATE

### RAGLAND'S FAIRY TALE STORY JUST BEGINNING

Fairy tales only happen in books, right? That theory was challenged last Saturday at Yager Stadium when sophomore quarterback **Gus Ragland** stormed the field versus Kent State in what could only be described as a make-believe.

Returning from injury just to get back on the field can be an accomplishment for some. Returning to the field and leading your team to a fourth quarter comeback victory just six months after suffering an ACL injury is something else.

"It was a dream come true," said Ragland. "The whole time I took it day by day and had great guidance from the athletic trainers and physical therapist, but it was a goal of mine and awesome to see everything come to fruition."

When Ragland hit **Kenny Young** for a 55-yard touchdown with 1:34 left in the contest to give Miami an 18-14 victory, all 15,160 in attendance made Yager Stadium a deafening experience. Flash back six months earlier to when you could hear a pin drop inside the David and Anita Dauch Indoor Sports as Ragland lay on the turf surrounded by his teammates.

"I remember everything about that day, like it was yesterday," said Ragland. "I woke up and just felt weird. I felt different. In warmups my shoulder was bothering me and I told coach [Eric] Koehler that I might not be ready for the first series. I finally got it stretched and went out there and remember the play. No one actually touched me and I felt a pop. I remember getting off the field and thinking I could practice, that it wouldn't be a big deal."

It was a big deal. Later that day Associate Athletic Trainer Paul Eversole told Ragland that he had suffered a complete tear of his anterior cruciate ligament (ACL) in his right knee.

"Gus is a kid that lives and dies with football," said Eversole. "He does everything he can to help our football team and when you are that invested and it means that much to you, obviously he was upset. I put my arm around him and told him we are going to get through this together. The next day he came in with a smile on his face and said he was going to be back in October."

October? Was that even possible?

"It's always good to have a goal and if that was his goal it was not my place to tell him we are not going to do it," said Eversole. "If the book says we can physically be back in six months then we would try, but guys doing it in that timeline are few and far between."

Ragland suffered the injury on April 10 and a week later had surgery performed at Beacon Surgery Center Summit Woods in Sharonville, Ohio by Dr. Tim Kremchek. The book may say it's possible to return in six months, but some of the greats of the National Football League even take longer than that. Adrian Peterson of the Minnesota Vikings took nine months to recover back in 2012 and Jamaal Charles took almost a full year to return to the playing field this season with the Kansas City Chiefs. It wasn't that long ago that doctors recommended a full year of recovery before returning to the field and suggested that it would be another 12 months before feeling normal.

While the road to recovery has changed tremendously over the past decade, Ragland was paving his own path and credits head coach **Chuck Martin** for playing a major role in his speedy recovery.

## GAME 13 • MIAMI VS. MISSISSIPPI STATE

"The whole road back Coach Martin talked to me at least once a week and he made me feel really valued in this program," said Ragland. "I always felt the whole time that I was going be a big part of this team when I did come back."

Even with all of the positive feedback from coaches and players Ragland admits that the thought of sitting out the entire 2016 season crept into his mind.

"I thought about it every day," said Ragland. "The whole road back was one big rollercoaster. There were days that it was nice knowing you didn't have to get up and work out and there were other days when watching your team run was the most depressing thing in the world. I had my highs and lows, but at the end of the day I was fortunate to make it back and help us get a win last Saturday."

Ragland played a key role in last Saturday's win versus Kent State, completing 10-of-21 passes for 181 yards and two touchdowns. He added 36 yards on the ground, including a two-yard rush on the game's first play, a play that looked eerily similar to the one that sidelined him for the next six months. Only this time he was hoping to get hit.

"Getting that first hit out of the way was huge for me, a huge hump to get over," said Ragland. "The coaches were telling me all week that once you take that first hit you will be good." Ragland handed out the hits the rest of the game, helping Miami erase a 14-3 deficit to give the RedHawks their first win of the season.

All fairy tales at some point come to an end, but what if Saturday was just the first chapter of the book. Maybe Ragland's story has just begun. Either way, Ragland knows what he wants the last chapter to be about.

"It ends with a MAC Championship," said Ragland. "That's been the goal since I committed here. That's been the goal since Coach Martin called me and told me he wanted me to be his first commitment. That's always been the dream and I think it is very realistic. It is still intact. Right now we just need to take it period by period, day by day and see how good we can be."

## GAME 13 • MIAMI VS. MISSISSIPPI STATE

### Tom Archdeacon: 'The Mayor' reigns at Miami

By [Tom Archdeacon](#) - Staff Writer

OXFORD — Elsewhere, political campaigns and the equally-bruising college football seasons are just cranking up for glorious runs into November, but at Miami University governance and gridiron already have melded perfectly.

The Mayor is back in office.

Heath Harding — a preseason All-Mid-American Conference pick at cornerback and the former Ohio Mr. Football nominee out of Dayton Christian High School — has returned to the Miami RedHawks after a back injury ended his season after just three games last year.

He will start Saturday afternoon when the RedHawks open with a 3:30 game at No. 17 Iowa.

"They call him The Mayor," Chuck Martin said with a laugh.

The Miami head coach said besides him being "our best cornerback," Harding may well be the team's best representative around the campus and the community:

"He's outgoing. He's a real politician. He's out there kissin' babies and huggin' people."

Harding said his nickname began as a gibe from Martin.

"It was his first year here and he was up in front of the team and I think he was bashing me," the redshirt junior said as he sat on the RedHawks bench in Yager Stadium following a hot afternoon practice a couple of days ago.

"He said something like 'He's flying around here like he thinks he's the mayor of Oxford or something.' Everyone laughed and it migrated from there. Professors call me The Mayor now and so do random people around campus. It's kinda cool.

"It's not that I want everyone to like me, but I'm a happy, smiling guy and I get along with just about everybody. My friends say we walk around campus and I go out of my way to say 'hi' to people and end up having extended conversations with people I barely know."

The university recognizes his universal embrace, which is why he was one of just two current athletes, and the only football player, chosen to represent the school on the dais alongside famed alums, Pittsburgh Steeler quarterback Ben Roethlisberger and Baltimore Ravens coach John Harbaugh, at the grand opening of the \$13 million Dauch Indoor Sports Center on campus 17 months ago.

While he sat there the other day, the stadium's jumbo video scoreboard suddenly came to life. Workers were testing it for the upcoming season and soon Harding's face filled the overhead screen. This year he'll be featured in a short clip where he talks to the fans about his schooling.

As you watched and listened you were struck by his ever-present smile and that rich, deep voice that reminds you of Lou Rawls, the guy Frank Sinatra once described as having "the silkiest chops in the singing game."

As for Harding, Martin said he's got "that energy, that intelligence and that ability to communicate and it starts to rub off on his teammates. You need that in any organization. He's a leader and it's important that he's back with us."

'Grandma's boy'

Harding grew up in Trotwood and said he was raised by his parents — Heath Sr. and Danielle — and his late grandmother, Edwina Adams.

"She lived with us," he said. "My mom worked a lot to make sure we were fed and had no worries, so I stayed with my grandma a lot.

"You know how people are like, 'You're a momma's boy?' Well, I was definitely a grandma's boy."

His mother put him in Dayton Christian as a second-grader and three years later he went out for football for the first time in his life.

"I was terrible," he laughed. "I remember one of my first snaps on defense I went and completely whiffed on a tackle. They told me then I'd probably never play defense."

## GAME 13 • MIAMI VS. MISSISSIPPI STATE

He did play defense on varsity, but he was especially explosive on offense and became one of the more prolific prep running backs the Miami Valley has ever known.

He averaged 14.1 yards a carry for his career and ended up with 5,124 rushing yards. He averaged 26 yards per catch and the Dayton Christian team, which had done poorly before he became a varsity sensation, went 19-2 his last two seasons.

Although his grandmother already was enduring health problems by then, she wanted to see him play.

"She was very sick," he said. "She had breathing issues and didn't want to be out in the heat so they let us pull the car up to the end zone so she could see the games.

"And she ended up having the best seat in the house. Before every game I'd come over and say 'I'll see you over here in a little bit.'

He scored 102 touchdowns in his high school career — at the time, seventh-most in Ohio history.

"My mindset then was, 'Whenever I get the ball I'm gonna score,' " he said.

As a senior he won first team All-Ohio Division V honors. He chose Miami over several other MAC schools who offered him scholarships, even though the RedHawks had won just eight games combined in the two seasons before he got to Oxford in 2013.

He said he saw a chance to help build up the program the way he had Dayton Christian.

And although the RedHawks went 0-12 his freshman season, he was one of the few bright spots. He started nine games, led the team in interceptions and said his grandmother was there for "one of my favorite moments."

He turned around on the bench and pointed into the stands: "She sat right here and saw me get my first start against Cincinnati. I got my first interception that day, too. I have a picture of it with both my grandparents."

The following season — the first year under Martin — he again started nine games and led the team in tackles as Miami went 2-10.

That set the stage for last year. He was considered one of the best cornerbacks in the MAC, but he re-aggravated a preseason injury in the Sept. 12 Wisconsin game and that sidelined him for good. Although he received a medical redshirt, he said:

"I felt like I let everybody down — myself, my team and my family. I had dedicated the season to my grandmother (who had died in July 2015) and then I didn't play. I really felt bad about that."

He has rededicated this season to her and said he will continue a practice he began when he first got to Miami:

"I still leave a ticket for her every game."

Something to prove

Harding said he looks forward to playing Iowa:

"In years past we had a mindset in games like this. We knew we were struggling and just wanted to compete. Now we feel we're gonna compete regardless, so we're trying to win.

"I know the bigger schools — like teams in the Big Ten — might look at us as, 'Oh, it's just Miami.' But I always love that because it's a chance where I can show them, 'Hey, I can play football, too.' "

He thinks his team will fare better this season because of the way Martin has changed "the culture and attitude" around the program and upgraded the personnel.

Of the 26 guys in his recruiting class, Harding said he is one of about eight left on the roster: "As we went through these tough times, some of them found out football wasn't for them."

That's not been the case for him. He was picked third team All-MAC in a preseason media vote, even though he missed almost all of last year's 3-9 campaign.

"When I saw that, I smiled real big," he said. "You miss a year, you think people will forget you. So now I want to prove everybody right and, at the same time, I want to prove everybody wrong. Getting third team is great motivation for me."

Ultimately, he wants to finally lead the RedHawks to a conference title and into a bowl game before he graduates. After that he hopes for a chance at the NFL and otherwise he'd like to go into broadcasting.

He started smiling: "Then again, who knows?"

"I might even end up the mayor somewhere."



## GAME 13 • MIAMI VS. MISSISSIPPI STATE

Archdeacon: Martin raises Miami football from 'bottom of the ocean'

# RedHawks trying to become first team to finish 6-6 after 0-6 start

By **Tom Archdeacon** - columnist

OXFORD — His office in Yager Stadium is dominated by a floor to ceiling Cradle of Coaches mural that covers an entire wall.

That means every day as he sits at his desk, Miami football coach Chuck Martin has the larger than life likenesses of Weeb Ewbank, Ara Parseghian, Paul Brown, Bo Schembechler, Woody Hayes and nine more of the program's sideline legends right there looking over his shoulder.

Yet, it doesn't seem to faze him and it almost surely doesn't strike a resonant chord with any of his players.

"Truthfully, they probably don't know any of the people on that wall," Martin said the other day as he did a quick study of the RedHawk royalty. "Anybody that's not on ESPN right now, they don't know."

Then again – until now – their head coach has had little in common with the Cradle crew. Instead, his kinship was with Edward John Smith.,

If you're drawing a blank, it's because he's not from the football fraternity. He was the captain of the Titanic, the British luxury liner that sank in the North Atlantic 104 years ago.

When Martin left Notre Dame and got on board in Oxford three years ago, Miami already was pretty much the Titanic of college football.

Once it had been one of the game's luxury programs and it remains No. 19 all time in NCAA Division I winning percentage and No. 30 all time in victories. It leads the Mid-American Conference in both categories.

But after a decade of demise, RedHawks football had sunk to unprecedented depths. Martin inherited a program that had just had an 0-12 season and as in the midst of a 16-game losing streak that would extend to the nation's-worst 21 games under his early watch.

The roster was filled with many players who either didn't have Division I talent or had made football a back-burner priority in college. Home attendance was sagging and many of the support facilities were the worst in the MAC.

"Part of the challenge was taking something that was at the bottom of the ocean and making it special again," Martin said. "To me, that was very intriguing."

And also challenging.

Once on board – and as the losses continued in what would amount to a 5-19 record the first two years – Martin said he had moments where "I thought, 'OK, what did you get yourself into? How the hell did you chose to make this your life?'"

"Yeah, there were moments I thought about jumping off a bridge...but they only lasted about 30 seconds."

He said that with a bit of a laugh, signifying, I believe, that he was joking.

Regardless, those kinds of jokes are all gone.

The program is no longer a punch line.

## GAME 13 • MIAMI VS. MISSISSIPPI STATE

While salvagers have never been able to come up with a feasible plan to raise the Titanic from 12,000 feet of water, Martin suddenly has Miami football sailing high as it takes on Ball State in the regular season finale tonight at Yager Stadium.

After an 0-6 start this season, the RedHawks – who have one of the youngest rosters in all of college football – have won five games in a row and now are tied with Ohio University for first place in the MAC East Division.

A win tonight against the 4-7 Cardinals would have Miami bowl eligible and, in the process, make NCAA history.

No Division I team has started the season 0-6 and then evened its record at 6-6.

And should Akron upset OU tonight, Miami would advance to the MAC title game in Detroit next month. If OU wins it gets the berth since it holds the tiebreaker over Miami following a 17-7 victory over the RedHawks in early October.

It's all pretty mind-boggling, but then that's the sign of the times.

As Martin said last week: "The Cubs won the World Series. Donald Trump in the President and we would become bowl eligible."

Championship pedigree

Martin knows people scratched their heads in disbelief when he took over the floundering Miami program before the 2014 season.

"It was either I'm a genius or the dumbest guy in the world," he remembers. "It was going to go one of two ways here."

After winning national titles in 2005 and 2006 as the head coach of NCAA Division II Grand Valley State – and compiling a 74-7 record in his six seasons there – he had become the offensive coordinator at Notre Dame and helped guide the Irish into the national title game.

When the Miami job opened – rather than use it as leverage in South Bend or even wait on a more promising college position elsewhere – he accepted the RedHawks offer, even though it meant a \$200,000 pay cut from his Notre Dame salary.

His first team opened with five straight losses – including a 17-10 flop against lower division (FCS) Eastern Kentucky – and that leads to a Martin admission now that he was part of "the worst team in college football" back then.

Miami had had only one winning season in the eight years before he came and he said in order to recruit he believes his predecessors had to "sell the heck out of the school."

And that is a good sales pitch. A degree from Miami is valued, the school has considerable connections among its graduates and Forbes recently named Oxford the top college town in America.

All that draws students, though not necessarily good football players.

Even so, that first year – which ended up 2-10 — Martin talked about how he foresaw the RedHawks as the top program in the MAC by 2018.

While it sounded crazy then, it now appears he's on schedule.

It has not been an easy journey though. There were several disheartening losses and the crowds at Yager Stadium were some of the worst in Division I football.

Last season the average home attendance was 15,707, which is just above the 15,000 the NCAA requires for a program to keep Division I status.

Martin though said he didn't fault the fans then.

"If it has been up to me I wouldn't have come either," he cracked. "People want to spend their time, energy and money on something that's worthwhile and early on we played some bad football."

"Many times at halftime I thought I would leave if I knew I could keep my job. It wasn't fun to watch."

Quips aside, he told his bosses when they hired him to have patience. He had a plan that had worked through 21 years of previous coaching and he was going to stick to it.

He had to turn the roster over, by bringing in new recruits rather than temporary-fix transfers and by weeding out players already there who either didn't have the talent or commitment for the titanic lift to come.

'You know how to coach'

Through it all he was buoyed, he said, by people who knew him best, especially his wife, Dulcie.

## GAME 13 • MIAMI VS. MISSISSIPPI STATE

"Look, she might not think I'm the greatest husband all the time," he said with a grin, "but there are two things she believes: That I'm a good dad and that I'm always gonna win."

"When we were losing, even when we started 0-6 this year, most wives would be a wreck. But she was like be-bopping along. She'd say, 'I don't know what everybody is worried about. You're going to figure this thing out. You know how to coach. That hasn't changed.'"

And that's just what happened.

Martin and his assistants landed two of the top recruiting classes in the MAC the past two seasons and with the talent upgrade there has been a change in the culture and the pride in the program.

In conjunction with that, Miami has made a multi-million dollar upgrade of its facilities and now they're the best in the league.

Early in the season the RedHawks were hit with injuries and ended up playing a fourth-string quarterback for a while. The team still showed an aggressiveness and physicality it hadn't in years and afterward opposing coaches commended Martin on that.

Then – with the return of redshirt sophomore quarterback Gus Ragland, who had been out with a knee injury — came the first victory of the season, an 18-14 triumph over Kent State. That was followed by wins over Bowling Green, Eastern Michigan, Central Michigan and Buffalo – three of them on the road.

Now Martin is mentoring his team on "how to handle success," – a foreign topic around RedHawk football for years – while talking up the subject on the road.

"I've been off recruiting the last two days," Martin said. "This is the first time I didn't have to go out there and sell how we're going to win. Now I walk through the door and people are talking to me about our winning."

And that's changed the tenor of some of his other conversations, too.

"I had a couple of nasty emails early in the year from parents," he admitted. "They said, 'Look, we believed..., we thought ...and it's just not happening.'"

"All I could say then was, 'Hey, I'm with you. I'm frustrated, too.'"

He started to laugh: "Now I'm getting some apologies. 'People are saying 'Hey, I'm sorry I sent those messages. I see it now.'"

All it took was raising a program that, as Martin said, was buried "at the bottom of the ocean."