



MISSISSIPPI STATE 2020-21 BASKETBALL

11 NCAA TOURNAMENT APPEARANCES
1963 • 1991 • 1995 • 1996 • 2002 • 2003
2004 • 2005 • 2008 • 2009 • 2019

Men's Basketball Contact
MATT DUNAWAY • MDUNAWAY@ATHLETICS.MSSTATE.EDU
OFFICE (662) 325-3595 • CELL (727) 215-3857
WWW.HAILSTATE.COM

13



Mississippi State (8-4 • 3-1 SEC) vs. Texas A&M (6-4 • 1-3 SEC)



GAME 13 • HUMPHREY COLISEUM • STARKVILLE, MISSISSIPPI • WEDNESDAY, JANUARY 13 • 8:00 P.M. CT

TV: SEC NETWORK • WATCH ESPN APP • RADIO: 100.9 WKBB-FM • STARKVILLE • ONLINE: HAILSTATE.COM • TUNE-IN RADIO APP

MISSISSIPPI STATE (8-4 • 3-1 SEC)

H: 6-1 • A: 2-0 • N: 0-3 • OT: 0-2

NOVEMBER • 1-2

Space Coast Challenge • Melbourne, Florida • Nov. 25-26

Wed. 25 vs. Clemson • CBS-SN L • 53-42

Thur. 26 vs. Liberty • CBS-SN L • 84-73

Mon. 30 Texas State • SECN W • 68-51

DECEMBER • 5-1

Fri. 4 North Texas • SECN+ W • 69-63

Tue. 8 Jackson State • SECN W • 82-59

Holiday Hoops • Atlanta, Georgia • Dec. 12

Sat. 12 vs. Dayton • ESPN L • 85-82 • 2OT

Wed. 16 Central Arkansas • SECN W • 81-65

Mon. 21 Mississippi Valley State • SECN W • 87-48

Wed. 30 at Georgia • SEC • SECN W • 83-73

JANUARY • 2-1

Sat. 2 Kentucky • SEC • SECN L • 78-73 • 2OT

Tue. 5 No. 13/13 Missouri • SEC • SECN W • 78-63

Sat. 9 at Vanderbilt • SEC • SECN W • 84-81

Wed. 13 Texas A&M • SEC • SECN 8 p.m.

Sat. 16 Florida • SEC • ESPN2 3 p.m.

Tue. 19 Ole Miss • SEC • SECN 8 p.m.

Sat. 23 at Alabama • SEC • SECN 5 p.m.

Tue. 26 at Tennessee • SEC • SECN 6 p.m.

SEC/Big 12 Challenge • Starkville, Mississippi • Jan. 30

Sat. 30 Iowa State • ESPN2 5 p.m.

FEBRUARY • 0-0

Tue. 2 at Arkansas • SEC • SECN 8 p.m.

Sat. 6 at South Carolina • SEC • SECN 2:30 p.m.

Wed. 10 LSU • SEC • ESPN 8 p.m.

Sat. 13 Vanderbilt • SEC • SECN 12 p.m.

Tue. 16 at Auburn • SEC • ESPN 8 p.m.

Sat. 20 at Ole Miss • SEC • SECN 5 p.m.

Wed. 24 South Carolina • SEC • SECN 6 p.m.

Sat. 27 Alabama • SEC • SECN 7:30 p.m.

MARCH • 0-0

Wed. 3 at Texas A&M • SEC • SECN 7:30 p.m.

SEC Tournament • Nashville, Tennessee • March 10-14

NCAA First Four • March 16-17

NCAA 1st/2nd Rounds • March 18-21

NCAA Sweet 16/Elite 8 • March 25-28

NCAA Final 4 • April 3, 5

All Times Central; Rankings reflect AP/USA Today Coaches Top 25 poll on gameday; RV - Receiving Votes; Home Games in Maroon and Bolded

WHAT'S INSIDE • TOC

| | |
|------------------------------------------------------------------|-------|
| Schedule & Results/Probable Starters/Matchup Breakdown | 1 |
| Off the Bench/Stats Comparison/On the Air | 2 |
| TV/Radio Chart/2020-21 Roster/Coaching Staff/Pronunciation Guide | 3 |
| Notebook/Records Watch | 4-10 |
| Last Time Out • Mississippi State vs. Vanderbilt | 11 |
| SEC Standings/SEC Rankings/NET Breakdown | 12 |
| Top 25 Polls/Votes Breakdown | 13 |
| Mississippi State Record When/Miscellaneous Stats | 14 |
| Team Game-by-Game/Starting Lineups | 15 |
| Specialty Stats/Scoring Breakdown | 16 |
| Series History • Texas A&M/2019-20 • vs. Texas A&M | 17-18 |
| 2020-21 Overall Stats/2020-21 SEC Stats | 19-20 |
| 2020-21 Box Scores | 21-24 |
| Coach Howland Era Overall/SEC Records • Team/Individual | 25-32 |
| Player Career Game-by-Game Stats & Player Season/Career Highs | 33-38 |
| Player Pages | 39-51 |
| Coach Howland | 52 |

MISSISSIPPI STATE POSSIBLE STARTING LINEUP • BASED ON LAST GAME

NO. 1 IVERSON MOLINAR • G • 6-3 • 190 • SO. • PANAMA CITY, PANAMA

2020-21 • 19.2 PPG • 66-129 FG • 16-31 3-PT FG • 25-32 FT • 4.4 RPG • 3.3 APG • 1.4 SPG

LAST GAME • AT VANDERBILT • 24 PTS • 9-11 FG • 0-0 3-PT FG • 6-9 FT • 8 REB • 4 STL • 1 ASST

- Molinar is an explosive combo guard who is a talented shooter, passer and slasher that can get to the rim • 19.2 PPG is 3rd in the SEC (01/12)
- Dialed up career-high 24 PTS at UGA (12/30) and at VANDY (01/09) • Howland: Molinar's jump from FR/SOPH reminds him of Russell Westbrook at UCLA
- 10+ PTS in first 9 games of 2020-21 (12/04-01/09) • His +13.3 PPG is the largest FR/SOPH scoring jump in SEC over the last decade
- MSU is 12-2 when Molinar scores 10+ PTS • 10+ PTS in 13 of his 17 career starts • Most notable NBA player from Panama is Rolando Blackman (1982-94)
- Played AAU circuit for Team Why Not, Russell Westbrook's team coached by his brother, in the Nike EYB • Also played for Panama at 2017 FIBA AmeriCup

NO. 3 • D.J. STEWART JR. • G • 6-6 • 205 • R-SO. • GRACE, MISSISSIPPI

2020-21 • 18.6 PPG • 84-177 FG • 20-46 3-PT FG • 35-50 FT • 3.6 RPG • 2.5 APG • 0.9 SPG

LAST GAME • AT VANDERBILT • 16 PTS • 5-11 FG • 0-0 3-PT FG • 6-7 FT • 3 ASST • 2 REB • 1 STL

- Stewart Jr. is a consensus 4-star recruit • Named the No. 2 prospect in Mississippi for Class of 2018 behind former teammate Robert Woodard II
- Redshirted 2018-19 • 10+ PTS in 19 of last 26 GMS (01/22-01/09) • MSU is 19-7 when he scores 10+ PTS • 18.6 PPG ranks 4th in SEC (01/12)
- Career-high & SEC-high for 2020-21 of 32 PTS versus DAY (12/12) • He and Molinar are 2 of 6 SEC players to have 4 GMS of 20+ PTS in 2020-21
- 10+ PTS in 12 straight GMS to start 2020-21 (11/25-01/09) • Only MSU SOPH or younger and 8th player overall since 1982-83 to accomplish feat
- Only he and Gavin Ware (2015-16 • 16 GMS) have done it in 2000s • 1 of 13 players to have 30+ PTS in a game at MSU as a FR/SOPH since 1954-55

NO. 0 • JALEN JOHNSON • G/F • 6-6 • 210 • R-SR. • BATON ROUGE, LOUISIANA

2020-21 • 7.9 PPG • 28-65 FG • 20-46 3-PT FG • 19-23 FT • 2.6 RPG • 0.5 APG

LAST GAME • AT VANDERBILT • 10 PTS • 3-5 FG • 3-4 3-PT FG • 1-2 FT • 2 REB • 1 BLK • 1 STL

- Johnson has amassed 1,156 PTS and 526 REB in 111 GMS • Previous stops were Saint Louis (2016-17 • 2017-18) & Louisiana-Lafayette (2019-20)
- Career-high was 27 points versus Louisiana-Monroe (01/25/2020) • Ranked in Sun Belt's top 10 in PTS (15.5 – 6th), REB (6.6 – 7th) and FT % (82.9 – 4th)
- Played in 111 career games with 81 starts • Collected 56 outings of 10-plus points • 11 outings of 20-plus points • 9 career double-doubles
- Season-high 15 PTS versus UCA (12/16), his 1st game as a starter • Posted 10.7 PPG, hit 15 of his 20 treys in his last 6 GMS, all starts (12/16-01/09)
- Prepped at University Lab School in Baton Rouge • Won three straight Louisiana Class 3A Championships in 2013-14, 2014-15 and 2015-16
- Notable basketball U-High alumni include Glen Davis (LSU • 2005-06-07) and Garrett Temple (LSU • 2006-07-08-09) who played in the NBA

NO. 35 • TOLU SMITH • F • 6-10 • 245 • R-SO. • BAY ST. LOUIS, MISSISSIPPI

2020-21 • 13.2 PPG • 58-103 FG • 0-0 3-PT FG • 42-70 FT • 8.8 RPG • 1.1 BPG • 1.0 APG

LAST GAME • AT VANDERBILT • 18 PTS • 7-8 FG • 0-0 3-PT FG • 4-8 FT • 8 REB • 1 BLK

- Smith spent his freshman season (2018-19) at Western Kentucky under former MSU coach Rick Stansbury • Posted 3.3 PPG and 2.6 RPG in 34 GMS
- Amassed 20 PTS versus LIB (11/26) • 4th double-double with 13 PTS and 12 REB vs. MVST (12/21) • Added 18 PTS and 8 REB at VANDY (01/09)
- Redshirted 2019-20 • 10+ PTS in 10 of 12 GMS in 2020-21 after WKU high was 9 PTS vs. West Virginia (11/16/2018) • 16.5 PPG, 8.5 RPG in last 2 GMS (01/05-01/09) • Has SEC-leading 4 double-doubles in 2020-21 • 8.8 RPG are 1st, 3.75 O-RPG are 1st, 1.1 BPG are T-12th and 13.2 PPG is 18th in SEC (01/12) • Prepped at Kahuku High and Intermediate School in Hawaii where he registered 21.2 PPG, 10.3 RPG and 1.6 BPG per game as a senior

NO. 24 • ABDUL ADO • F • 6-11 • 255 • R-SR. • LAGOS, NIGERIA

2020-21 • 5.6 PPG • 25-50 FG • 0-0 3-PT FG • 17-23 FT • 6.4 RPG • 1.9 BPG • 0.8 SPG • 0.8 APG

LAST GAME • AT VANDERBILT • 8 PTS • 4-8 FG • 0-0 3-PT FG • 0-0 FT • 8 REB • 1 BLK • 1 ASST

- ADO tucked away 5.7 PPG, 6.7 RPG & 1.9 BPG in 2019-20 • 205 career BLK is 3rd at MSU • Started 109 of 110 GMS which is 6th at MSU since 1986-87
- 2019-20 season-high was 17 PTS vs. RAD (12/18) • 2019-20 SEC season-high was 14 PTS vs. SC (02/19) • Career-high is 19 PTS at A&M (02/20/2018)
- SEC's active leader in REBs & BLKs • His 1.9 BPG (6th • 2017-18) • 1.8 BPG (7th • 2018-19) • 1.9 BPG (4th • 2019-20) • 1.9 BPG (4th • 2020-21)
- 9 BLK vs. #8 AU (01/07/2020) are most for MSU player since Jarvis Varnado at #18 VANDY (02/03/2010) • His 59.6 career FG % is 1st in MSU history
- 19th in MSU history with 657 career REB • 5 REB away from passing Charles Hull (1958-59-60) • 6.7 RPG (9th • 2019-20) • 6.4 RPG (14th • 2020-21)
- SEC's top returning offensive rebounder • 3.2 O-RPG (2nd • 2019-20) • 100+ O-REB in 2 of first 3 seasons • Has 19 career GMS with 5+ O-REB
- ADO was Tennessee's 2016 Player of the Year at Hamilton Heights HS • 4-star recruit • Ranked No. 76 by ESPN Top 100 for Class of 2016

MATCHUP BREAKDOWN

MISSISSIPPI STATE

| | |
|-----------------------|-----------------------------------|
| Record | 8-4 • 3-1 SEC |
| Ranking | NR • AP • USA Today |
| Last Game | W • 84-81 • at Vanderbilt • 01/09 |
| Head Coach | Ben Howland |
| MSU OC • OVR Record | 106-71 • 89-71 • 6th Season |
| NCAA OC • OVR Record | 507-277 • 490-277 • 25th Season |
| Howland vs. Texas A&M | 6-3 • 4-3 at MSU • 2-0 at UCLA |
| Leading Scorer | Iverson Molinar • 19.2 PPG |
| Leading Rebounder | Tolu Smith • 8.8 RPG |
| Leading Assists | Iverson Molinar • 3.3 APG |
| Leading Blocks | Abdul ADO • 1.9 BPG |
| Leading Steals | Iverson Molinar • 1.4 SPG |

TEXAS A&M

| | |
|-------------------|--------------------------------------------|
| Record | 6-4 • 1-3 SEC |
| Ranking | NR • AP • USA Today |
| Last Game | L • 68-54 • No. 9 Tennessee • 01/09 |
| Head Coach | Buzz Williams |
| Texas A&M Record | 22-16 • 2nd Season |
| NCAA Record | 275-171 • 14th Season |
| Williams vs. MSU | 2-1 • 1-0 at A&M • 1-0 at MARQ • 0-1 at NO |
| Leading Scorer | Emanuel Miller • 17.3 PPG |
| Leading Rebounder | Emanuel Miller • 7.8 RPG |
| Leading Assists | Savian Flagg • 2.7 APG |
| Leading Blocks | Kevin Marfo • 0.5 BPG |
| Leading Steals | Quenton Jackson • 1.4 SPG |

STATS COMPARISON

| MISSISSIPPI STATE | CATEGORY | TEXAS A&M |
|-------------------|--------------------------------------|-----------|
| 75.2 | Points Per Game | 66.0 |
| 66.9 | Opponent Points Per Game | 65.3 |
| 46.8 | Field Goal Percentage | 43.2 |
| 40.3 | Opponent Field Goal Percentage | 44.0 |
| 38.9 | 3-Pt. Field Goal Percentage | 29.8 |
| 36.4 | Opponent 3-Pt. Field Goal Percentage | 34.5 |
| 6.2 | 3-Pts. Per Game | 6.4 |
| 9.2 | Opponent 3-Pts. Per Game | 9.0 |
| 63.2 | Free Throw Percentage | 71.9 |
| 14.0 | Free Throws Made Per Game | 16.6 |
| 10.8 | Opponent Free Throws Made Per Game | 9.1 |
| 40.4 | Rebounds Per Game | 33.5 |
| 31.0 | Opponent Rebounds Per Game | 31.0 |
| +9.4 | Rebounding Margin | +2.5 |
| 13.0 | Assists Per Game | 12.3 |
| 13.3 | Turnovers Per Game | 16.8 |
| 12.5 | Turnovers Forced Per Game | 16.7 |
| -0.8 | Turnover Margin | -0.1 |
| 1.0 | Assist/Turnover Ratio | 0.7 |
| 6.2 | Steals Per Game | 7.5 |
| 4.6 | Blocks Per Game | 1.8 |

HALF TOTALS • HIGHS/LOWS

MOST FIRST HALF POINTS

| | | |
|-------------------|----|---------------------------------------|
| Mississippi State | 42 | Mississippi Valley State • 12/21/2020 |
| Opponent | 40 | vs. Liberty • 11/26/2020 |

FEWEST FIRST HALF POINTS

| | | |
|-------------------|----|--------------------------|
| Mississippi State | 19 | vs. Clemson • 11/25/2020 |
| Opponent | 20 | North Texas • 12/04/2020 |

MOST SECOND HALF POINTS

| | | |
|-------------------|----|------------------------------|
| Mississippi State | 51 | No. 13 Missouri • 01/05/2021 |
| Opponent | 46 | at Vanderbilt • 01/09/2021 |

FEWEST SECOND HALF POINTS

| | | |
|-------------------|----|---------------------------------------|
| Mississippi State | 23 | vs. Clemson • 11/25/2020 |
| Opponent | 23 | Mississippi Valley State • 12/21/2020 |

LARGEST HALFTIME LEAD

| | | |
|-------------------|----|---------------------------------------|
| Mississippi State | 17 | Mississippi Valley State • 12/21/2020 |
| Opponent | 12 | No. 13 Missouri • 01/05/2021 |

LARGEST MARGIN OF VICTORY

| | | |
|-------------------|----|---------------------------------------|
| Mississippi State | 39 | Mississippi Valley State • 12/21/2020 |
| Opponent | 11 | vs. Liberty • 11/26/2020 |
| | 11 | vs. Clemson • 11/25/2020 |

ON THE AIR

TELEVISION

- SEC Network • Watch ESPN App
- Ch. 611 DirecTV • Ch. 1607 AT&T U-Verse • Ch. 220 C-Spire
- Ch. 404/408 Dish • Ch. 1026 MaxxSouth
- Mike Morgan • Play-by-Play • Debbie Antonelli • Analyst

RADIO

- WKBB-FM 100.9 • Starkville • West Point
- Online: [Hail State Plus • www.HailState.com/Watch](http://HailState.com/Watch)
- Neil Price • Play-by-Play

SOCIAL MEDIA

- Facebook
- www.Facebook.com/HailStateMBK
- Twitter • Instagram • Coach Howland
- @HailStateMBK • @Ben_Howland

MISSISSIPPI STATE OFF THE BENCH • NUMERICAL ORDER

NO. 2 • JAVIAN DAVIS • F • 6-9 • 245 • R-SO. • CANTON, MISSISSIPPI
2020-21 • 4.5 PPG • 14-39 FG • 2-14 3-PT FG • 15-34 FT • 5.5 RPG • 0.8 APG • 0.5 SPG

LAST GAME • AT VANDERBILT • 0 PTS • DNP

- Davis posted 6.0 PPG and 3.8 RPG per game over his 31 appearances as a redshirt freshman at Alabama during the 2019-20 season
- Alabama went 7-2 when Davis provided double figures in 2019-20 • Ripped off season-highs 20 PTS & 10 REB vs. SC (02/29/2020)
- MSU-high is 11 PTS versus JSU (12/08) • Tallied 9 PTS, 8 REB against UCA (12/16) • Upped marks to 5.5 PPG & 5.7 RPG in his last 6 GMS (12/08-01/02)
- Chose MSU over Georgetown, Wake Forest and Xavier in transfer process • Redshirted 2018-19 where he transformed his body dropping over 40 LBS
- Prepped at Canton HS where he secured 17.0 PPG, 12.0 RPG and 2.0 BPG as a senior • Team went 29-4 and appeared in state semis in 2017-18
- Rated Mississippi's No. 3 prospect for 2018 behind MSU's Robert Woodard II & D.J. Stewart Jr. • 2017-18 Jackson Clarion-Ledger "Dandy Dozen" list

NO. 4 • CAMERON MATTHEWS • G/F • 6-7 • 220 • FR. • OLIVE BRANCH, MISSISSIPPI
2020-21 • 2.8 PPG • 14-29 FG • 3-9 3-PT FG • 2-13 FT • 2.7 RPG • 1.7 APG • 1.3 SPG

LAST GAME • AT VANDERBILT • 1 PT • 0-1 FG • 0-1 3-PT FG • 1-2 FT • 1 STL

- Matthews is a versatile G/F who possesses great handles, can see the floor & attack the rim • Solid defender who is a strong rebounder & rim protector
- Notched 16.2 PPG, 14.5 RPG, 5.4 APG and 3.1 BPG as a senior at Olive Branch HS • Tallied season's best 8 PTS, 5 REB, 3 STL vs. CLEM (11/25)
- Secured the game-clinching steal on Scotty Pippen Jr. during the closing seconds at VANDY (01/09) • Has a STL in 9 of 12 GMS with 5 GMS of 2+ STLs
- OBHS went 77-18 over his last three seasons • State champs (2017-18) • 2019-20 All-State Second-Team & Jackson Clarion-Ledger "Dandy Dozen"
- Played the AAU circuit for Team Thad out of Memphis, Tennessee founded by NBA player Thaddeus Young • AAU teammates with Fountain

NO. 5 • DEIVON SMITH • G • 6-1 • 165 • FR. • LOGANVILLE, GEORGIA
2020-21 • 4.3 PPG • 17-59 FG • 6-21 3-PT FG • 11-15 FT • 3.4 RPG • 2.5 APG • 0.9 SPG
LAST GAME • AT VANDERBILT • 4 PTS • 2-5 FG • 0-0 3-PT FG • 0-0 FT • 4 ASST • 3 REB

- Smith is an explosive true point guard with dynamic court vision who excels in transition and is an exceptional finisher with both hands at the rim
- No. 69 nationally, 8th ESPN top 100 prospect to sign under Ben Howland at MSU • Ripped off 13 PTS, 3 ASST, 2 STL in his home state at UGA (12/30)
- Upped his averages to 6.3 PPG, 2.5 APG and 1.3 SPG during SEC action • Has 10 ASST versus 3 TOs in 4 SEC GMS • Has 3+ ASST in 3 of 4 SEC GMS
- Started opener with Cameron Matthews to give MSU 6 freshmen starters under Howland • Last time MSU started two FR in opener was Tyson Carter and Mario Kegler (2016-17) • Secured 17.6 PPG, 8.3 APG, 8.1 RPG and 3.5 SPG as a senior at Grayson HS • Named 2020 Gwinnett Prep Sports POY
- Played the AAU circuit for the Atlanta Celtics where he and teammate Andersson Garcia won the 2019 Adidas Gauntlet U17 in Birmingham

NO. 11 • ANDERSSON GARCIA • G/F • 6-7 • 205 • FR. • MOCA, DOMINICAN REPUBLIC
2020-21 • 1.2 PPG • 3-7 FG • 1-2 3-PT FG • 0-2 FT • 1.0 RPG

LAST GAME • AT VANDERBILT • 0 PTS • DNP

- Garcia is an extremely athletic forward who is a strong driver, passer, shooter and ball-handler • Solid defender who can guard the 1-4 positions
- Posted 9.0 PPG, 9.6 RPG and 3.7 APG as a senior • Hamilton Heights is the same HS program that MSU rising senior Abdul Ado prepped at
- Hamilton Heights went 28-3, won NACAC National Championship and USA Today top 20 finish in 2019-20 • Scored 1st MSU basket against JSU (12/08)
- Notable players from Hamilton Heights include NBA standouts Nickeil Alexander-Walker (Virginia Tech) & Shai Gilgeous-Alexander (Kentucky)
- Played the AAU circuit for the Atlanta Celtics where he and MSU teammate Deivon Smith won the 2019 Adidas Gauntlet U17 in Birmingham

NO. 20 • DEREK FOUNTAIN • F • 6-9 • 210 • FR. • HOLLY SPRINGS, MISSISSIPPI
2020-21 • 0.7 PPG • 1-2 FG • 0-1 3-PT FG • 0-0 FT • 1.0 RPG

LAST GAME • AT VANDERBILT • 0 PTS • DNP

- Fountain is a versatile wing man who is a strong shooter, passer, rebounder and defender • Posted 23.0 PPG and 13.0 RPG as a senior
- Holly Springs went 28-5 en route to the MHSAA Class 3A state semifinals in 2019-20 • Holly Springs were state runner-up in 2017-18 & 2018-19
- A two-time All-State selection & Class 3A District 2 Most Valuable Player honoree, Jackson Clarion-Ledger "Dandy Dozen" • Scored 1st MSU versus JSU (12/08)
- Keondre Montgomery, Cameron Matthews and Derek Fountain were state of Mississippi's top 3 prospects for Class of 2020
- Played the AAU circuit for Team Thad out of Memphis, Tennessee founded by NBA player Thaddeus Young • AAU teammates with Matthews

NO. 32 • QUINTEN POST • F • 7-0 • 225 • FR. • AMSTERDAM, THE NETHERLANDS
2020-21 • 3.3 PPG • 15-34 FG • 4-15 3-PT FG • 2-4 FT • 1.6 RPG

LAST GAME • AT VANDERBILT • 3 PTS • 1-2 FG • 1-2 3-PT FG • 0-0 FT • 3 REB

- Post is a skilled, athletic post who played for Alba Berlin Youth Club in Germany where he posted 15.8 PPG and 6.8 RPG in 2018-19
- Piled up a career-best 10 PTS, his 1st game in double figures, versus MVST (12/21) • Scored PTS in 11 of 19 career GMS at MSU
- Filled the stats sheet with 9 PTS, 5 REB, 3 ASST and 2 BLK against Texas State (11/30) • Added 3 PTS and 3 REB at VANDY (01/09)
- Represented Dutch national team to 6th place finish at the FIBA European Division B U20 Championships in July 2019
- Secured 7.4 PPG, 4.1 RPG and 1.4 APG • Tallied 11 PTS, 10 REB and 5 ASST vs. Estonia • Added 6 PTS and 1 STL versus DAY (12/12)
- Most notable NBA players from the Netherlands include Rik Smits "The Dunking Dutchman" (1989-2000) and Swen Nater (1977-84)

NO. 55 • KEONDRE MONTGOMERY • G/F • 6-7 • 200 • FR. • JACKSON, MISSISSIPPI
2020-21 • 1.8 PPG • 3-7 FG • 1-2 3-PT FG • 0-0 FT • 0.8 APG

LAST GAME • AT VANDERBILT • 0 PTS • DNP









- Montgomery is an extremely gifted scorer who can score on all three levels • Outstanding 3-PT shooter and a strong finisher at the basket
- Poured in 28.1 PPG, 8.5 RPG, 4.0 APG, 2.1 BPG and 2.0 SPG as a senior • Forest Hill went 25-6 and advanced to state semifinals in 2019-20
- A two-time All-State First-Team and Jackson-Clarion Ledger "Dandy Dozen" selection • Scored 1st MSU basket against Texas State (11/30)
- Keondre Montgomery, Cameron Matthews and Derek Fountain were state of Mississippi's top 3 prospects for Class of 2020
- Played the AAU circuit for MEBU Team Hood • MEBU Team Hood alumni include MSU's D.J. Stewart Jr. and Robert Woodard II

TEAM NUGGETS

- A balanced offensive attack has been key for State as the Bulldogs have garnered a 6-1 record when four (4) or more players reach double figures.
- Mississippi State has outrebounded 11 of its 12 opponents, highlighted by a +10 rebounding margin in five (5) games in 2020-21.
- The Bulldogs are third on the SEC leaderboard in paint points (412), only behind Arkansas (442) and Georgia (432).
- Mississippi State is third among SEC teams in second-chance points (161), only behind Arkansas (189) and Alabama (170).
- Over their last three halves, the Bulldogs have knocked down 50-of-79 from the field (63.2 percent).
- Take out the Clemson and Dayton games, Mississippi State is shooting 151-of-217 (69.6 percent) at the foul line this season.

2020-21 MISSISSIPPI STATE TV/RADIO ROSTER

| | | | | | | | |
|-----------------------------------------------------------------------------------------------------------------------------------------------------------------------------------|------------------------------------------------------------------------------------------------------------------------------------------------------------------------------|-----------------------------------------------------------------------------------------------------------------------------------------------------------------------------------|----------------------------------------------------------------------------------------------------------------------------------------------------------------------------------|---------------------------------------------------------------------------------------------------------------------------------------------------------------------------------------|-------------------------------------------------------------------------------------------------------------------------------------------------------------------------------|-----------------------------------------------------------------------------------------------------------------------------------------------------------------------------------------|---------------------------------------------------------------------------------------------------------------------------------------------------------------------------------------|
| 0  Jalen Johnson G/F • 6-6 • 210 R SR • TR Baton Rouge Louisiana | 1  Iverson Molinar G • 6-3 • 190 SO • 1L Panama City Panama | 2  Javian Davis F • 6-9 • 245 R SO • TR Canton Mississippi | 3  D.J. Stewart Jr. G • 6-6 • 205 R SO • 1L Grace Mississippi | 4  Cameron Matthews G/F • 6-7 • 220 FR • HS Olive Branch Mississippi | 5  Deivon Smith G • 6-1 • 165 FR • HS Loganville Georgia | 11  Andersson Garcia G/F • 6-7 • 205 FR • HS Moca Dominican Republic | 20  Derek Fountain F • 6-9 • 210 FR • HS Holly Springs Mississippi |
| 21  Justin Rumph G • 6-5 • 215 R JR • SQ Birmingham Alabama | 24  Abdul Ado F • 6-11 • 255 R SR • 3L Lagos Nigeria | 25  Isaac Stansbury G • 6-1 • 160 SO • SQ Bowling Green Kentucky | 30  Andrew Junkin F • 6-11 • 240 R SO • 1L New Hope Mississippi | 32  Quinten Post F • 7-0 • 240 So • HS Amsterdam The Netherlands | 33  Reggie Morris G • 6-1 • 160 FR • HS Grandview Missouri | 35  Tolu Smith F • 6-11 • 245 R SO • 1L Bay St. Louis Mississippi | 55  Keondre Montgomery G/F • 6-7 • 200 FR • HS Jackson Mississippi |

| | | | | | | | |
|--------------------------------------------------------------------------------------------------------------------------------------|----------------------------------------------------------------------------------------------------------------------------------------------|--------------------------------------------------------------------------------------------------------------------------------------------|---------------------------------------------------------------------------------------------------------------------------------------------|------------------------------------------------------------------------------------------------------------------------------------------------------------------------|-----------------------------------------------------------------------------------------------------------------------------------------------------------------------------------|---------------------------------------------------------------------------------------------------------------------------------------------------------------|-----------------------------------------------------------------------------------------------------------------------------------------------|
|  Ben Howland Head Coach 6th Season |  George Brooks Assistant Coach 11th Season |  Korey McCray Assistant Coach 6th Season |  Ernie Zeigler Assistant Coach 6th Season |  Michael Moynihan Director of Operations 5th Season 4th as OPS |  Derrick Zimmerman Director of Scouting/Analytics 3rd Season 1st as S&A |  Collin Crane Strength & Conditioning Coach 4th Season |  Seth Tisdale Athletic Trainer 3rd Season |
|--------------------------------------------------------------------------------------------------------------------------------------|----------------------------------------------------------------------------------------------------------------------------------------------|--------------------------------------------------------------------------------------------------------------------------------------------|---------------------------------------------------------------------------------------------------------------------------------------------|------------------------------------------------------------------------------------------------------------------------------------------------------------------------|-----------------------------------------------------------------------------------------------------------------------------------------------------------------------------------|---------------------------------------------------------------------------------------------------------------------------------------------------------------|-----------------------------------------------------------------------------------------------------------------------------------------------|

2020-21 ROSTER

| NO. | NAME | POS | HT. | WT. | CL.-EXP | HOMETOWN [HIGH SCHOOL/PREVIOUS SCHOOL] |
|-----|--------------------|-----|------|-----|----------|--------------------------------------------------------------------|
| 0 | Jalen Johnson | G/F | 6-6 | 210 | R Sr.-TR | Baton Rouge, Louisiana [University Lab School/Louisiana-Lafayette] |
| 1 | Iverson Molinar | G | 6-3 | 190 | So.-1L | Panama City, Panama [Veritas Prep - California] |
| 2 | Javian Davis | F | 6-9 | 245 | R So.-TR | Canton, Mississippi [Canton HS/Alabama] |
| 3 | D.J. Stewart, Jr. | G | 6-6 | 205 | R So.-1L | Grace, Mississippi [Riverside HS] |
| 4 | Cameron Matthews | G/F | 6-7 | 220 | Fr.-HS | Olive Branch, Mississippi [Olive Branch HS] |
| 5 | Deivon Smith | G | 6-1 | 165 | Fr.-HS | Loganville, Georgia [Grayson HS] |
| 11 | Andersson Garcia | G/F | 6-7 | 205 | Fr.-HS | Moca, Dominican Republic [Hamilton Heights HS - Tennessee] |
| 20 | Derek Fountain | F | 6-9 | 210 | Fr.-HS | Holly Springs, Mississippi [Holly Springs HS] |
| 21 | Justin Rumph | G | 6-5 | 215 | R Jr.-SQ | Birmingham, Alabama [Hoover HS/Faulkner/Southern Union State CC] |
| 24 | Abdul Ado | F | 6-11 | 255 | R Sr.-3L | Lagos, Nigeria [Hamilton Heights HS - Tennessee] |
| 25 | Isaac Stansbury | G | 6-1 | 160 | So.-SQ | Bowling Green, Kentucky [Greenwood HS] |
| 30 | Andrew Junkin | F | 6-11 | 240 | R So.-1L | New Hope, Mississippi [New Hope HS] |
| 32 | Quinten Post | F | 7-0 | 240 | So.-1L | Amsterdam, The Netherlands [Cartesius Lyceum HS] |
| 33 | Reggie Morris | G | 6-1 | 160 | Fr.-HS | Grandview, Missouri [Grandview HS] |
| 35 | Tolu Smith | F | 6-10 | 245 | R So.-TR | Bay St. Louis, Mississippi [Kahuku HS - Hawaii/Western Kentucky] |
| 55 | Keondre Montgomery | G/F | 6-7 | 200 | Fr.-HS | Jackson, Mississippi [Forest Hill HS] |

PRONUNCIATION GUIDE

| | |
|-----------------|---------------|
| Abdul ADO | ab-DOOL ah-DO |
| JAVIAN Davis | JAY-vee-un |
| IVERSON Molinar | eye-VER-suhn |
| DEIVON Smith | DAY-vonn |
| TOLU Smith | TOE-loo |

| | | |
|---------------------------------------------------------------------------------------------------------------------------------|-------------------------------------------------------------------------------------------------------------------------------------|------------------------------------------------------------------------------------------------------------------------------------------|
|  Matt Dunaway Media Relations |  Emmanuel Ejeh Graduate Assistant |  Gerdarius Troutman Graduate Assistant |
|---------------------------------------------------------------------------------------------------------------------------------|-------------------------------------------------------------------------------------------------------------------------------------|------------------------------------------------------------------------------------------------------------------------------------------|

2020-21 COACHING/SUPPORT STAFF

Head Coach: Ben Howland (Weber State • 1979)
Assistant Coach: George Brooks (Mississippi St • 1997)
Assistant Coach: Korey McCray (Mercer • 2001)
Assistant Coach: Ernie Zeigler (Cleary College • 1994)

Director of Operations: Michael Moynihan (North Georgia • 2010)
Director of Scouting & Analytics: Derrick Zimmerman (Mississippi St • 2003)
Strength & Conditioning Coach: Collin Crane (Carson-Newman • 2013)
Athletic Trainer: Seth Tisdale (High Point • 2012)
Athletic Communications: Matt Dunaway (UCF • 2005)
Graduate Assistant: Emmanuel Ejeh (Mississippi Valley St • 2019)
Graduate Assistant: Gerdarius Troutman (Florida Atlantic • 2018)

BACK-TO-BACK-TO-BACK 20 PIECES

• Mississippi State secured three straight 20-win seasons for the 5th time in program history during the 2019-20 campaign and for the first time since the 2007-08, 2008-09 and 2009-10 seasons.

• Those three seasons listed above also mark the last time the Bulldogs made the postseason in three straight seasons: 2007-08 (NCAA), 2008-09 (NCAA) and 2009-10 (NIT).

• Seven of MSU's 11 occurrences with consecutive 20-win seasons have come during the 2000s.

• The program record for wins in a two-year span is 49 set by the 2003-04 and 2004-05 squads. Howland's 2017-18 and 2018-19 teams secured 48 victories.

| SEASON | RECORD | COACH | POSTSEASON |
|----------------|--------------|--------------------|------------------|
| 2001-02 | 27-8 | Rick Stansbury | NCAA 32 |
| 2002-03 | 21-10 | Rick Stansbury | NCAA 64 |
| 2003-04 | 26-4 | Rick Stansbury | NCAA 32 |
| 2002-03 | 21-10 | Rick Stansbury | NCAA 64 |
| 2003-04 | 26-4 | Rick Stansbury | NCAA 32 |
| 2004-05 | 23-11 | Rick Stansbury | NCAA 32 |
| 2006-07 | 21-14 | Rick Stansbury | NIT 4 |
| 2007-08 | 23-11 | Rick Stansbury | NCAA 32 |
| 2008-09 | 23-13 | Rick Stansbury | NCAA 64 |
| 2007-08 | 23-11 | Rick Stansbury | NCAA 32 |
| 2008-09 | 23-13 | Rick Stansbury | NCAA 64 |
| 2009-10 | 24-12 | Rick Stansbury | NIT 16 |
| 2017-18 | 25-12 | Ben Howland | NIT 4 |
| 2018-19 | 23-11 | Ben Howland | NCAA 64 |
| 2019-20 | 20-11 | Ben Howland | Cancelled |

• Mississippi State will attempt to pick up 20-plus wins in four straight seasons for the third time in program history during the 2020-21 season.

| SEASON | RECORD | COACH | POSTSEASON |
|----------------|--------------|--------------------|------------------|
| 2001-02 | 27-8 | Rick Stansbury | NCAA 32 |
| 2002-03 | 21-10 | Rick Stansbury | NCAA 64 |
| 2003-04 | 26-4 | Rick Stansbury | NCAA 32 |
| 2004-05 | 23-11 | Rick Stansbury | NCAA 32 |
| 2006-07 | 21-14 | Rick Stansbury | NIT 4 |
| 2007-08 | 23-11 | Rick Stansbury | NCAA 32 |
| 2008-09 | 23-13 | Rick Stansbury | NCAA 64 |
| 2009-10 | 24-12 | Rick Stansbury | NIT 16 |
| 2017-18 | 25-12 | Ben Howland | NIT 4 |
| 2018-19 | 23-11 | Ben Howland | NCAA 64 |
| 2019-20 | 20-11 | Ben Howland | Cancelled |
| 2020-21 | 8-4 | Ben Howland | |

BULLDOGS MAKE 11TH NCAA TOURNAMENT TRIP

• Mississippi State made its 11th NCAA Tournament appearance in 2018-19 and captured the program's first bid since the 2008-09 season.

• In total, Mississippi State has secured seven of its 11 NCAA Tournament selections dating back to the 2001-02 season.

• The Bulldogs advanced to the 1996 NCAA Final Four under Richard Williams when Mississippi State defeated Virginia Commonwealth • VCU [Sonny Smith], Princeton [Pete Carril], Connecticut [Jim Calhoun] and Cincinnati [Bob Huggins].

FOURTH MOST WINS IN THE SEC SINCE 2017-18

• Mississippi State has tucked away 76 victories dating back to the 2017-18 season which ranks fourth in the SEC and is only behind Auburn, Kentucky and Tennessee (as of 01/12).

| RANK | SCHOOL | WINS |
|----------|--------------------------|-----------|
| 1 | Auburn | 87 |
| 2 | Kentucky | 85 |
| 3 | Tennessee | 83 |
| 4 | Mississippi State | 76 |
| 5 | LSU | 75 |

• The 68 combined wins during the 2017-18, 2018-19 and 2019-20 seasons were fourth-highest total in program history, and the most for Mississippi State over a three-year span since the 2007-08, 2008-09 and 2009-10 teams accounted for 70 victories.

MSU • 3-YEAR WIN TOTALS

| RANK | TEAMS | WINS |
|----------|------------------------------------|-----------|
| 1 | 2001-02 • 2002-03 • 2003-04 | 74 |
| 2 | 2007-08 • 2008-09 • 2009-10 | 70 |
| | 2002-03 • 2003-04 • 2004-05 | 70 |
| 4 | 2017-18 • 2018-19 • 2019-20 | 68 |
| 5 | 2006-07 • 2007-08 • 2008-09 | 67 |
| 6 | 2000-01 • 2001-02 • 2002-03 | 66 |
| | 1993-94 • 1994-95 • 1995-96 | 66 |

• Dating back to the 2001-02, Mississippi State has racked up 384 victories which also ranks fourth in the SEC behind Florida, Kentucky and Tennessee (as of 01/12).

| RANK | SCHOOL | WINS |
|----------|--------------------------|------------|
| 1 | Kentucky | 538 |
| 2 | Florida | 478 |
| 3 | Tennessee | 398 |
| 4 | Mississippi State | 384 |
| 5 | Alabama | 379 |

DOUBLE DIGIT SEC VICTORIES AGAIN

• Mississippi State has captured 10+ SEC victories during back-to-back seasons in 2018-19 and 2019-20 for the 5th time in program history and for the first time since the 1994-95 and 1995-96 campaigns under Richard Williams.

• This year's Bulldogs will look to join the 1960-61, 1961-62 and 1962-63 teams as the only teams in program history to win 10+ SEC games during three consecutive seasons.

| SEASON | RECORD | COACH |
|----------------|-------------|--------------------|
| 1942-43 | 13-7 | Stanfield Hitt |
| 1958-59 | 13-1 | Babe McCarthy |
| 1960-61 | 11-3 | Babe McCarthy |
| 1961-62 | 13-1 | Babe McCarthy |
| 1962-63 | 12-2 | Babe McCarthy |
| 1965-66 | 10-6 | Joe Dan Gold |
| 1977-78 | 13-5 | Ron Greene |
| 1978-79 | 11-7 | Jim Hatfield |
| 1990-91 | 13-5 | Richard Williams |
| 1994-95 | 12-4 | Richard Williams |
| 1995-96 | 10-6 | Richard Williams |
| 2001-02 | 10-6 | Rick Stansbury |
| 2003-04 | 14-2 | Rick Stansbury |
| 2007-08 | 12-4 | Rick Stansbury |
| 2018-19 | 10-8 | Ben Howland |
| 2019-20 | 11-7 | Ben Howland |
| 2020-21 | 3-1 | Ben Howland |

• The Bulldogs amassed 30 SEC wins from 2017-18 to 2019-20 which is the program's best 3-year SEC total going back to the 2007-08, 2008-09 and 2009-10 seasons.

MSU • 3-YEAR SEC WIN TOTALS

| RANK | TEAMS | WINS |
|----------|------------------------------------|-----------|
| 1 | 1960-61 • 1961-62 • 1962-63 | 36 |
| 2 | 2001-02 • 2002-03 • 2003-04 | 33 |
| 3 | 2002-03 • 2003-04 • 2004-05 | 32 |
| 4 | 1993-94 • 1994-95 • 1995-96 | 31 |
| | 1977-78 • 1978-79 • 1979-80 | 31 |
| | 1956-57 • 1957-58 • 1958-59 | 31 |
| 7 | 2017-18 • 2018-19 • 2019-20 | 30 |
| | 2007-08 • 2008-09 • 2009-10 | 30 |
| | 1976-77 • 1977-78 • 1978-79 | 30 |
| 10 | 2006-07 • 2007-08 • 2008-09 | 29 |
| | 1959-60 • 1960-61 • 1961-62 | 29 |

WOODARD II AND PERRY SELECTED IN 2020 NBA DRAFT

• Mississippi State's Robert Woodard II and Reggie Perry had their childhood dreams become a reality during the NBA Draft on November 18.

• Woodard II was originally selected by the Memphis Grizzlies with the No. 40 overall pick during the second round before being traded to the Sacramento Kings.

• Perry was originally chosen with the No. 57 overall pick later that round by the Los Angeles Clippers before being dealt to the Brooklyn Nets.

• The Woodard II-Perry duo marked the sixth time that the Bulldogs had multiple players selected during the same NBA Draft. Mario Austin and Derrick Zimmerman were the last MSU pair to accomplish the feat in 2003.

• Mississippi State is the only school in the country to have multiple 2020 NBA, NFL and MLB Draft picks.

• Mississippi State is one of nine schools nationally and one of three SEC schools to have multiple players selected during the 2020 NBA Draft.

• The Bulldogs are joined by Kentucky and Vanderbilt among SEC schools. In fact, Mississippi State trails only Kentucky and is tied for the second-most SEC players chosen with Tennessee and Vanderbilt over the last two NBA Drafts.

• Quindary Weatherspoon made his NBA debut last season and went No. 49 overall to the San Antonio Spurs in the 2019 NBA Draft.

• Nationally, Mississippi State is in elite company with Arizona, Duke, Florida State, Kentucky, Memphis, Michigan State, Washington and Vanderbilt with multiple players in the 2020 NBA Draft.

WOODARD II/PERRY CONTINUE COACH HOWLAND'S NBA DRAFT LEGACY

• Mississippi State's Robert Woodard II and Reggie Perry mark the fourth time in Coach Howland's career that he has had multiple picks during the same NBA Draft.

• The three UCLA pairs include Russell Westbrook/Kevin Love (2008), Jrue Holiday/Darren Collison (2009) and Kyle Anderson/Jordan Adams (2014).

• Howland has now coached 21 NBA Draft selections. The group is headed by current pros which include Westbrook (2008 – No. 4), Love (2008 – No. 5), Zach LaVine (2014 – No. 13), Holiday (2009 – No. 17), Anderson (2014 – No. 30), Trevor Ariza (2004 – No. 43), Norman Powell (2015 – No. 46) and Quinnndary Weatherspoon (2019 – No. 49).

• LaVine was recruited and signed by Howland at UCLA but played under Steve Alford.

SCORCHING THE NETS AT VANDERBILT

• Mississippi State turned in a shooting performance for the ages as the Bulldogs hit 31-of-51 from the field (60.8 percent) at Vanderbilt (01/09).

• The 60.8 shooting clip for MSU is the program's best during a SEC road game since connecting for a 63.5 mark (33-for-52) at Auburn on 01/29/1992.

• Iverson Molinar (24 PTS), Tolu Smith (18 PTS), D.J. Stewart Jr. (16 PTS) and Jalen Johnson (10 PTS) fueled a balanced offensive attack. The quartet pumped in a combined 68 points on a collective 24-for-35 shooting performance.

THE MISSOURI WIN WAS HISTORIC

• Mississippi State's 78-63 triumph over No. 13 Missouri marked the second-biggest (2nd) margin over of victory over at top 15 opponent and fifth (5th) largest margin of victory over a ranked opponent in program history.

MSU MARGIN OF VICTORY • RANKED OPPONENTS

| RANK | MOV | OPPONENT • SCORE | SEASON • DATE |
|------|-----|-----------------------|--------------------|
| 1 | 23 | [25] Florida • 70-47 | 1994-95 • 02/01/95 |
| 2 | 21 | [8] Arkansas • 83-62 | 1994-95 • 02/04/95 |
| 3 | 20 | [17] Ole Miss • 88-68 | 2007-08 • 01/26/08 |
| 4 | 17 | [19] LSU • 96-79 | 1988-89 • 02/04/89 |
| 5 | 15 | [13] Missouri • 78-63 | 2020-21 • 01/05/21 |

• The Bulldogs outscored Missouri by a 51-24 margin in the second half.

• It marked only the third time dating back to the 1986-87 season that MSU has outscored a SEC opponent by a +25 margin during the second 20 minutes.

• The last time was 16 years ago to the day during a 90-53 rout of Auburn in 2004-05.

MSU MARGIN OF VICTORY • 2ND HALF • SEC OPPONENTS

| RANK | MOV | OPPONENT • SCORE | SEASON • DATE |
|------|-----|-----------------------|--------------------|
| 1 | 32 | [25] Florida • 51-19 | 1994-95 • 02/01/95 |
| 2 | 27 | [13] Missouri • 51-24 | 2020-21 • 01/05/21 |
| 3 | 25 | Auburn • 53-28 | 2004-05 • 01/05/05 |

• The Missouri win marked the program's first triumph over a top 15 foe since the Bulldogs toppled No. 15 Arizona, 67-57, on Nov. 18, 2011 at Madison Square Garden in New York City.

• The win also gave State a top 25 win during three of the last four seasons under Ben Howland.

• MSU's last victory over a ranked foe was a 92-84 decision against No. 16 Auburn on Jan. 26, 2019 when Quinnndary Weatherspoon piled up 27 points during the 2nd half.

• D.J. Stewart Jr. scored 20 of his team-leading 24 points during the second half. The last player to score 20-plus points in the second half was Quinnndary Weatherspoon, who came away with 20 of 27 points versus No. 16 Auburn listed above.

• Mississippi State erased a 10-plus point halftime deficit for the third (3rd) time against a ranked opponent and for the 11th time overall versus a SEC school dating back to 1980-81.

• The 12-point halftime comeback against a SEC ranked opponent trails only a 16-point deficit that the Bulldogs erased versus No. 6 Kentucky (01/05/2002 over the last 40 seasons).

HALFTIME COMEBACKS • TOP 25 SEC OPPONENTS SINCE 1980-81

| DATE | OPPONENT | HALFTIME | FINAL |
|------------|------------------------|-------------|------------|
| 01/05/2021 | [13] Missouri | 39-27 • -12 | 78-63 |
| 01/09/2010 | at [14] Ole Miss | 42-37 • -5 | 80-75 |
| 02/11/2004 | at [25] South Carolina | 34-32 • -2 | 79-75 • OT |
| 03/08/2002 | vs. [11] Florida | 25-22 • -3 | 62-52 |
| 01/05/2002 | [6] Kentucky | 40-24 • -16 | 74-69 • OT |
| 02/02/2000 | [22] LSU | 35-30 • -5 | 68-66 |
| 01/30/1999 | [25] Florida | 42-32 • -10 | 66-63 |
| 02/01/1995 | [25] Florida | 28-19 • -9 | 70-47 |
| 01/27/1993 | [16] Arkansas | 33-28 • -5 | 80-76 • OT |
| 02/04/1989 | [19] LSU | 38-34 • -4 | 96-79 |
| 01/15/1983 | at [18] Tennessee | 37-36 • -1 | 75-74 • OT |

ONE OF THE BEST SEC SCORING DUOS IN 2020-21

• D.J. Stewart Jr. and Iverson Molinar head into Wednesday's game versus Texas A&M as one of the SEC's top offensive duos.

• Stewart Jr. and Molinar have piled up 38.4 points per game, which sits behind only LSU's Cameron Thomas and Trendon Watford.

• The pair has accounted for 9 games of 20-plus points which also is second behind Thomas and Watford who have combined for 11 games of 20-plus points.

SEC TOP SCORING DUOS • AS OF 01/12

| RANK | PTS | PLAYERS | SCHOOL |
|------|------|---------------------|----------------|
| 1 | 40.1 | Thomas/Watford | LSU |
| 2 | 37.8 | Stewart Jr./Molinar | MSU |
| 3 | 34.3 | Pippen Jr./Disu | Vanderbilt |
| 4 | 32.1 | Moody/Notae | Arkansas |
| 5 | 31.8 | Lawson/Cousinard | South Carolina |

ONE OF THE BEST SEC SCORING TRIOS IN 2020-21

• Add in Tolu Smith, and Mississippi State has one of the SEC's top scoring trios.

• Stewart Jr., Molinar and Smith have piled up a combined 31 games in double figures. The trio has amassed 51.0 points per game which trails only LSU's Thomas, Watford and Javonte Smart.

SEC TOP SCORING TRIOS • AS OF 01/12

| RANK | PTS | PLAYERS | SCHOOL |
|------|------|------------------------------|------------|
| 1 | 55.5 | Thomas/Watford/Smart | LSU |
| 2 | 51.0 | Stewart Jr./Molinar/T. Smith | MSU |
| 3 | 44.1 | Pippen Jr./Disu/Stute | Vanderbilt |
| 4 | 43.9 | Moody/Notae/Sills | Arkansas |
| 5 | 40.7 | Johnson/Mann/Lewis | Florida |

ABDUL'S BLOCK PARTY

• Abdul Ado has been ranked among the SEC's top 10 in blocks per game during all four of his seasons at MSU with 1.9 BPG (6th • 2017-18), 1.8 BPG (7th • 2018-19), 1.9 BPG (4th • 2019-20) and 1.9 BPG (4th • 2020-21).

• Ado has posted 205 total blocks at a 1.86 per game rate over 110 career games. His 1.86 average is only behind Jarvis Varnado (4.00) and Erick Dampier (2.68).

CAREER BLOCKS • AS OF 01/13

| RANK | BLK | PLAYER | SEASONS |
|------|-----|-------------------|---------------|
| 1 | 564 | Jarvis Varnado | 2007-08-09-10 |
| 2 | 249 | Erick Dampier | 1994-95-96 |
| 3 | 205 | Abdul Ado | 2018-19-20 |
| 4 | 198 | Tyrone Washington | 1996-97-98-99 |
| 5 | 195 | Aric Holman | 2016-17-18-19 |

• Ado's 205 blocks also are 1st among active Power 5 players and 4th overall among NCAA active players.

NCAA ACTIVE BLOCKS LEADERS • AS OF 01/12

| RANK | BLK | PLAYER | SCHOOL |
|------|-----|---------------|-----------------------|
| 1 | 306 | Hayden Koval | UNC Greensboro |
| 2 | 228 | Matt Haarms | BYU |
| 3 | 213 | Hasahn French | Saint Louis |
| 4 | 205 | Abdul Ado | MSU |
| 5 | 193 | Kevin Samuel | Texas Christian • TCU |

ABDUL MOVING UP THE REBOUNDING LIST

• Abdul Ado moved into Mississippi State's top 20 in career rebounds during the Mississippi Valley State game on 12/21. He enters the Texas A&M game five (5) rebounds shy from moving into sole possession of 18th place.

CAREER REBOUNDS • AS OF 01/13

| RANK | REB | PLAYER | SEASONS |
|------|-----|-------------------------|-----------------|
| 13 | 691 | Aric Holman | 2016-17-18-19 |
| | 691 | Charles Rhodes | 2005-06-07-08 |
| 15 | 677 | Jamont Gordon | 2006-07-08 |
| | 677 | Tang Hamilton | 1998-99-2000-01 |
| 17 | 675 | Quinnndary Weatherspoon | 2016-17-18-19 |
| 18 | 661 | Charles Hull | 1958-59-60 |
| 19 | 657 | Abdul Ado | 2017-18-19 |
| 20 | 654 | Lawrence Roberts | 2004-05 |

• Ado's 649 rebounds also are 13th among active Power 5 players and 30th overall among NCAA active players.

NCAA ACTIVE REBOUNDS LEADERS • AS OF 01/12 POWER 5 SCHOOLS

| RANK | REB | PLAYER | SCHOOL |
|------|-----|---------------------|----------------|
| 1 | 829 | Steffon Mitchell | Boston College |
| 2 | 788 | E.J. Anosike | Tennessee |
| 3 | 772 | Luka Garza | Iowa |
| 4 | 726 | Romello White | Ole Miss |
| 5 | 713 | Jordan Bruner | Alabama |
| 6 | 700 | Marcus Santos-Silva | Texas Tech |
| 7 | 695 | Kevin Marfo | Texas A&M |
| 8 | 689 | Garrison Brooks | North Carolina |
| 9 | 680 | Brandon Johnson | Minnesota |
| 10 | 670 | Sam Hauser | Virginia |
| 11 | 668 | Mark Vital | Baylor |
| 12 | 665 | Derek Culver | West Virginia |
| 13 | 657 | Abdul Ado | MSU |

• Ado is listed as SEC's active rebounding leader below because Anosike played at Sacred Heart before Tennessee, Marfo played at Quinnipiac and George Washington before Texas A&M, Bruner played at Yale before Alabama and White played at Arizona State before Ole Miss.

ABDUL IS THE SEC'S ACTIVE LEADER IN RBS & BLKS

• Abdul Ado heads into the Vanderbilt game as the SEC's active leader in rebounds and block shots by a healthy margin.

REBOUNDS • AS OF 01/12

| RANK | REB | PLAYER | SCHOOL |
|------|-----|------------------|-----------|
| 1 | 657 | Abdul Ado | MSU |
| 2 | 546 | Savion Flagg | Texas A&M |
| 3 | 491 | Herbert Jones | Alabama |
| 4 | 468 | Keyontae Johnson | Florida |
| 5 | 463 | Jeremiah Tilmon | Missouri |

BLOCKS • AS OF 01/12

| RANK | BLK | PLAYER | SCHOOL |
|------|-----|-----------------|------------|
| 1 | 205 | Abdul Ado | MSU |
| 2 | 116 | Clevon Brown | Vanderbilt |
| 3 | 112 | Yves Pons | Tennessee |
| 4 | 81 | Jeremiah Tilmon | Missouri |
| 5 | 79 | John Fulkerson | Tennessee |

ABDUL SITS ON TOP OF MSU'S ALL TIME FG% LIST

• Abdul Ado holds the top spot on Mississippi State's all-time field goal percentage list heading into the Texas A&M game among players with at least 250 baskets made.

CAREER FG PERCENTAGE • AS OF 01/13

| RANK | FG% | PLAYER | FGM-FGA | SEASONS |
|------|------|----------------|---------|---------------|
| 1 | 59.6 | Abdul Ado | 257-431 | 2018-19-20-21 |
| 2 | 58.9 | Jarvis Varnado | 548-930 | 2007-08-09-10 |
| 3 | 58.7 | Erick Dampier | 481-819 | 1994-95-96 |
| | 58.7 | Cameron Burns | 563-959 | 1989-90-91 |
| 5 | 57.8 | Wiley Pick | 439-759 | 1976-77-78-79 |

• Ado's 59.6 field goal percentage also checks in 6th among active Power 5 players and is 15th highest overall among NCAA active players.

NCAA ACTIVE FG PERCENTAGE LEADERS • AS OF 01/12

| RANK | FG% | PLAYER | SCHOOL |
|------|------|----------------|-----------------------|
| 1 | 65.6 | Kevin Samuel | Texas Christian • TCU |
| 2 | 65.2 | Emeka Obukwelu | Arkansas |
| 3 | 61.3 | Romello White | Ole Miss |
| 4 | 61.2 | Jericho Sims | Texas |
| 5 | 59.9 | Chevez Goodwin | Southern Cal |
| 6 | 59.6 | Abdul Ado | MSU |

THE CENTURY MARK IN STARTS FOR ABDUL

• Abdul Ado became the 8th player in MSU history to make his 100th career start against Texas State on 11/30 since the 1986-87 season.

• The last MSU player to accomplish the feat was his former teammate Quindary Weatherspoon, who made his 100th start at Kentucky on 01/22/2019.

• Jeff Malone (110 GMS • 1980-81-82-83) and Kalpatrick Wells (110 GMS • 1980-81-82-83) have each played in 109+ GMS with their career starts not available.

CAREER STARTS • AS OF 01/13 • SINCE 1986-67

| RANK | GS | PLAYER | SEASONS |
|------|-----|-----------------------|---------------|
| 1 | 122 | Dee Bost | 2009-10-11-12 |
| 2 | 119 | Jarvis Varnado | 2007-08-09-10 |
| 3 | 117 | Quindary Weatherspoon | 2016-17-18-19 |
| 4 | 115 | Craig Sword | 2013-14-15-16 |
| 5 | 112 | Gavin Ware | 2013-14-15-16 |
| 6 | 109 | Abdul Ado | 2017-18-19-20 |
| 7 | 106 | Barry Stewart | 2007-08-09-10 |
| 8 | 101 | Greg Carter | 1988-89-90-91 |

THE FRESHMAN-SOPHOMORE JUMP

• Iverson Molinar, Tolu Smith and D.J. Stewart Jr. are etching their names on the notable freshman-sophomore jumps at Mississippi State, under Ben Howland, and among SEC players over the last decade.

COACH HOWLAND • MSU • FRESHMAN TO SOPHOMORE

| PLAYER | SEASONS | FR • PPG | SO • PPG |
|-----------------------|---------|-----------|----------|
| Iverson Molinar | 2020-21 | 5.9 | 19.2 |
| D.J. Stewart Jr. | 2020-21 | 8.5 | 18.6 |
| Tolu Smith | 2020-21 | 3.3 • WKU | 13.2 |
| Reggie Perry | 2019-20 | 9.7 | 17.4 |
| Robert Woodard II | 2019-20 | 5.5 | 11.4 |
| Quindary Weatherspoon | 2016-17 | 12.0 | 16.5 |
| Aric Holman | 2016-17 | 1.9 | 8.4 |

MSU • FRESHMAN TO SOPHOMORE • SINCE 1986-87

| PLAYER | SEASONS | FR • PPG | SO • PPG |
|------------------|-----------|----------|----------|
| Ravarn Johnson | 2008-09 | 2.5 | 12.1 |
| Charles Rhodes | 2005-06 | 2.9 | 13.8 |
| Mario Austin | 2001-02 | 7.9 | 16.1 |
| Timmy Bowers | 2001-02 | 2.5 | 10.6 |
| Robert Jackson | 1999-2000 | 5.8 | 12.3 |
| Tang Hamilton | 1998-99 | 4.3 | 11.3 |
| Bart Hyche | 1996-97 | 3.5 | 12.8 |
| Marcus Bullard | 1995-96 | 5.4 | 12.1 |
| Marcus Grant | 1992-93 | 4.7 | 10.8 |
| Anthony Blakeney | 1986-87 | 6.1 | 11.7 |

COACH HOWLAND • UCLA • FRESHMAN TO SOPHOMORE

| PLAYER | SEASONS | FR • PPG | SO • PPG |
|-------------------|-----------|-----------|----------|
| Travis Wear | 2010-12 | 3.5 • UNC | 11.5 |
| David Wear | 2010-12 | 2.9 • UNC | 10.2 |
| Tyler Honeycutt | 2010-11 | 7.2 | 12.8 |
| Malcolm Lee | 2009-10 | 3.2 | 12.1 |
| Russell Westbrook | 2007-08 | 3.4 | 12.7 |
| Darren Collison | 2006-07 | 5.5 | 12.7 |
| Arron Afflalo | 2005-06 | 10.8 | 15.8 |
| Josh Shipp | 2005-2007 | 9.3 | 13.3 |

COACH HOWLAND • PITT • FRESHMAN TO SOPHOMORE

| PLAYER | SEASONS | FR • PPG | SO • PPG |
|-----------------|---------|----------|----------|
| Chevon Troutman | 2002-03 | 5.0 | 11.0 |
| Julius Page | 2001-02 | 9.1 | 12.2 |
| Jaron Brown | 2001-02 | 4.8 | 9.3 |

• The trio of Molinar-Smith-Stewart Jr. account for three of the SEC's top 5 freshman-sophomore jumps this season in addition to three of MSU's top 4 freshmen-sophomore jumps since 1986-87 and the top 3 freshmen-sophomore scoring jumps during Ben Howland's coaching career.

• Molinar's jump of 13.3 PPG is currently holds the top spot among SEC players over the last decade slightly ahead of Terrence Davis of Ole Miss' 13.1 PPG jump from 2015-16 to 2016-17.

• Coach Howland has stated that Molinar's jump reminds of the freshman-sophomore jump that Russell Westbrook had at UCLA listed to the above.

SEC • FRESHMAN TO SOPHOMORE • +7.0 PPG JUMP 2020-21

| PLAYER | SCHOOL | FR • PPG | SO • PPG | JUMP |
|-------------------|--------|------------|----------|-------|
| Iverson Molinar | MSU | 5.9 | 19.2 | +13.3 |
| Emanuel Miller | A&M | 6.4 | 17.3 | +10.9 |
| Allen Flanigan | AU | 3.2 | 14.0 | +10.8 |
| D.J. Stewart Jr. | MSU | 8.5 | 18.6 | +10.1 |
| Tolu Smith | MSU | 3.3 • WKU | 13.2 | +9.9 |
| Jahvon Quinerly | BAMA | 3.2 • NOVA | 13.2 | +9.8 |
| Scotty Pippen Jr. | VANDY | 12.0 | 21.6 | +9.6 |
| Jaylin Williams | AU | 2.4 | 10.8 | +8.4 |
| Tre Mann | UF | 5.3 | 13.6 | +8.3 |
| Luis Rodriguez | OM | 1.1 | 9.0 | +7.9 |
| Toumani Camara | UGA | 6.6 | 14.3 | +7.7 |
| Keion Brooks Jr. | UK | 4.5 | 12.0 | +7.5 |

2019-20

| PLAYER | SCHOOL | FR • PPG | SO • PPG | JUMP |
|-------------------|--------|----------|----------|-------|
| Aaron Nesmith | VU | 11.0 | 23.0 | +12.0 |
| Immanuel Quickley | UK | 5.2 | 16.1 | +10.9 |
| Reggie Perry | MSU | 9.7 | 17.4 | +7.7 |

2018-19

| PLAYER | SCHOOL | FR • PPG | SO • PPG | JUMP |
|-----------------|--------|----------|----------|------|
| Savion Flagg | A&M | 4.1 | 13.9 | +9.8 |
| Nicolas Claxton | UGA | 3.9 | 13.0 | +9.1 |

2016-17

| PLAYER | SCHOOL | FR • PPG | SO • PPG | JUMP |
|-----------------|--------|----------|----------|-------|
| Terence Davis | OM | 1.8 | 14.9 | +13.1 |
| Brandon Sampson | LSU | 4.0 | 11.6 | +7.6 |
| PJ Dozier | SC | 6.7 | 13.9 | +7.2 |

2015-16

| PLAYER | SCHOOL | FR • PPG | SO • PPG | JUMP |
|-------------|--------|----------|----------|-------|
| Tyler Ullis | UK | 5.6 | 17.3 | +11.7 |
| Yante Maten | UGA | 5.0 | 16.5 | +11.5 |

2014-15

| PLAYER | SCHOOL | FR • PPG | SO • PPG | JUMP |
|----------------|--------|----------|----------|------|
| Tim Quarterman | LSU | 2.5 | 11.5 | +9.0 |

2013-14

| PLAYER | SCHOOL | FR • PPG | SO • PPG | JUMP |
|----------------|--------|----------|----------|------|
| Kenny Gaines | UGA | 3.7 | 13.0 | +9.3 |
| Charles Mann | UGA | 6.7 | 13.9 | +7.2 |
| Michael Qualls | ARK | 4.6 | 11.6 | +7.0 |

2012-13

| PLAYER | SCHOOL | FR • PPG | SO • PPG | JUMP |
|----------------|--------|----------|----------|-------|
| Kedren Johnson | VU | 3.1 | 13.5 | +10.4 |

2011-12

| PLAYER | SCHOOL | FR • PPG | SO • PPG | JUMP |
|-------------|--------|----------|----------|-------|
| Trae Golden | UT | 3.0 | 13.6 | +10.6 |

2010-11

| PLAYER | SCHOOL | FR • PPG | SO • PPG | JUMP |
|--------------|--------|----------|----------|-------|
| Earnest Ross | AU | 2.8 | 13.1 | +10.3 |
| John Jenkins | VU | 10.9 | 19.5 | +8.6 |

12 STRAIGHT WITH 10+ PTS FOR D.J. TO START 2020-21

• D.J. Stewart Jr. is the only sophomore or younger and the 8th MSU player overall since 1982-83 to begin a season with 12 consecutive games in double figures.

• Only Stewart Jr. and Gavin Ware (2015-16) have accomplished the feat during the 2000s.

| PLAYER | SEASON | 10+ PTS GMS |
|-------------------------|----------------|-------------|
| Jeff Malone | 1982-83 | 29 |
| Tony Watts | 1991-92 | 28 |
| Gavin Ware | 2015-16 | 16 |
| Cameron Burns | 1989-90 | 15 |
| Terry Lewis | 1982-83 | 14 |
| Erick Dampier | 1995-96 | 13 |
| Greg Carter | 1989-90 | 12 |
| D.J. Stewart Jr. | 2020-21 | 12 |

ELITE COMPANY FOR D.J., IVERSON AND TOLU

• Iverson Molinar and D.J. Stewart Jr. have started the 2020-21 season with double figures in their first nine (9) appearances after Stewart Jr. and Tolu Smith began the season with 10-plus points during MSU's first eight (8) games.

• After missing State's first three games of the season, Molinar and Stewart Jr. are 4th set of teammates to be sophomores or younger and the 9th set of teammates overall to accomplish the feat dating back to the 1958-59 season.

• The previous two duos to be sophomores or younger were Gary Hooker (Fr.) and Ray White (Fr.) in 1975-76 coupled with Rickey Brown (Fr.) and White (So.) in 1976-77.

• Prior to this season, the last State duo to start a season with nine straight games with double-digit points were Cameron Burns and Greg Carter during MSU's 1990-91 SEC championship season.

| PLAYERS | SEASON | 10+ PTS GMS |
|-------------------------|----------------|-------------|
| Terry Lewis | 1982-83 | 14 |
| Jeff Malone | | |
| Gary Hooker | 1975-76 | 14 |
| Ray White | | |
| Cameron Burns | 1990-91 | 12 |
| Greg Carter | | |
| Iverson Molinar | 2020-21 | 9 |
| D.J. Stewart Jr. | | |
| Rickey Brown | 1976-77 | 9 |
| Ray White | | |
| Tolu Smith | 2020-21 | 8 |
| D.J. Stewart Jr. | | |
| Rickey Brown | 1979-80 | 8 |
| Kent Looney | | |
| Rickey Brown | 1978-79 | 8 |
| Ray White | | |
| Jack Bouldin | 1971-72 | 8 |
| Jeff Watkins | | |

20 PIECES IN MULTIPLE GAMES FOR THE SOPHOMORES

• D.J. Stewart Jr. and Iverson Molinar are one (1) of seven (7) Mississippi State combos to be sophomores or younger to have multiple 20-plus point games together since 1972-73 when freshmen became eligible to play college basketball.

| RANK | 20+ PTS GMS | PLAYERS | SEASON |
|------|-------------|----------------------------|----------------|
| 1 | 5 | White/Hooker | 1975-76 |
| 2 | 4 | Knarr/Jenkins | 1972-73 |
| 3 | 2 | Stewart Jr./Molinar | 2020-21 |
| | 2 | Q. Weatherspoon/Peters | 2016-17 |
| | 2 | Brown/Hooker | 1976-77 |
| | 2 | White/Brown | 1976-77 |
| | 2 | Knarr/Fry | 1972-73 |

| PLAYER | SEASON | OPP • DATE | PTS |
|-------------------------|----------------|-------------------------|-----------|
| D.J. Stewart Jr. | 2020-21 | Missouri • 01/05 | 24 |
| Iverson Molinar | 2020-21 | Missouri • 01/05 | 20 |
| D.J. Stewart Jr. | 2020-21 | Dayton • 12/12 | 32 |
| Iverson Molinar | 2020-21 | Dayton • 12/12 | 20 |
| Quinnndary Weatherspoon | 2016-17 | at Auburn • 02/07 | 25 |
| Lamar Peters | 2016-17 | at Auburn • 02/07 | 23 |
| Quinnndary Weatherspoon | 2016-17 | Missouri • 01/25 | 29 |
| Lamar Peters | 2016-17 | Missouri • 01/25 | 23 |
| Rickey Brown | 1976-77 | Georgia • 02/19 | 28 |
| Gary Hooker | 1976-77 | Georgia • 02/19 | 24 |
| Rickey Brown | 1976-77 | Truman St • 12/09 | 29 |
| Gary Hooker | 1976-77 | Truman St • 12/09 | 24 |
| Ray White | 1976-77 | at Georgia • 01/22 | 21 |
| Rickey Brown | 1976-77 | at Georgia • 01/22 | 20 |
| Ray White | 1976-77 | Texas • 12/11 | 28 |
| Rickey Brown | 1976-77 | Texas • 12/11 | 21 |
| Ray White | 1975-76 | at Kentucky • 03/08 | 24 |
| Gary Hooker | 1975-76 | at Kentucky • 03/08 | 23 |
| Ray White | 1975-76 | Georgia • 02/28 | 26 |
| Gary Hooker | 1975-76 | Georgia • 02/28 | 22 |
| Gary Hooker | 1975-76 | Auburn • 02/09 | 28 |
| Ray White | 1975-76 | Auburn • 02/09 | 23 |
| Gary Hooker | 1975-76 | LSU • 01/19 | 31 |
| Ray White | 1975-76 | LSU • 01/19 | 20 |
| Gary Hooker | 1975-76 | at Evansville • 12/17 | 20 |
| Ray White | 1975-76 | at Evansville • 12/17 | 20 |
| Rich Knarr | 1972-73 | Alabama • 03/03 | 22 |
| Larry Fry | 1972-73 | Alabama • 03/03 | 21 |

| PLAYER | SEASON | OPP • DATE | PTS |
|---------------|---------|-------------------------|-----|
| Rich Knarr | 1972-73 | Auburn • 02/19 | 30 |
| Larry Fry | 1972-73 | Auburn • 02/19 | 30 |
| Jerry Jenkins | 1972-73 | Florida • 02/24 | 21 |
| Rich Knarr | 1972-73 | Florida • 02/24 | 20 |
| Jerry Jenkins | 1972-73 | Kentucky • 01/08 | 20 |
| Rich Knarr | 1972-73 | Kentucky • 01/08 | 31 |
| Jerry Jenkins | 1972-73 | vs. Hawaii • 01/03 | 29 |
| Rich Knarr | 1972-73 | vs. Hawaii • 01/03 | 27 |
| Jerry Jenkins | 1972-73 | vs. Michigan St • 01/02 | 22 |
| Rich Knarr | 1972-73 | vs. Michigan St • 01/02 | 20 |

• The pair of redshirt sophomores (Molinar-Stewart Jr. and Smith-Stewart Jr.) are two (2) of ten (10) MSU combos to score 20 points in a game as freshmen or sophomores since 1986-87, which was Richard Williams' first season.

• Five (5) of the 10 combos listed above and right have come under Ben Howland. Stewart Jr. and Reggie Perry accomplished the feat to fuel a victory over Tennessee in 2019-20.

| PLAYER | SEASON | OPP • DATE | PTS |
|-------------------------|----------------|-------------------------|-----------|
| D.J. Stewart Jr. | 2020-21 | Missouri • 01/05 | 24 |
| Iverson Molinar | 2020-21 | Missouri • 01/05 | 20 |
| D.J. Stewart Jr. | 2020-21 | Dayton • 12/12 | 32 |
| Iverson Molinar | 2020-21 | Dayton • 12/12 | 20 |
| Tolu Smith | 2020-21 | Liberty • 11/26 | 20 |
| D.J. Stewart Jr. | 2020-21 | Liberty • 11/26 | 20 |
| Reggie Perry | 2019-20 | Tennessee • 02/01 | 24 |
| D.J. Stewart Jr. | 2019-20 | Tennessee • 02/01 | 20 |
| Quinnndary Weatherspoon | 2016-17 | at Auburn • 02/07 | 25 |
| Lamar Peters | 2016-17 | at Auburn • 02/07 | 23 |
| Quinnndary Weatherspoon | 2016-17 | Missouri • 01/25 | 29 |
| Lamar Peters | 2016-17 | Missouri • 01/25 | 23 |
| Craig Sword | 2013-14 | Texas A&M • 01/18 | 23 |
| Gavin Ware | 2013-14 | Texas A&M • 01/18 | 22 |
| Barry Stewart | 2006-07 | Auburn • 01/20 | 22 |
| Reginald Delk | 2006-07 | Auburn • 01/20 | 20 |
| Jamont Gordon | 2006-07 | Texas A&M-CC • 12/02 | 24 |
| Ben Hansbrough | 2006-07 | Texas A&M-CC • 12/02 | 23 |
| Darryl Wilson | 1993-94 | at Auburn • 01/12 | 24 |
| Erick Dampier | 1993-94 | at Auburn • 01/12 | 22 |
| Tony Watts | 1988-89 | at Alabama • 01/14 | 24 |
| Cameron Burns | 1988-89 | at Alabama • 01/14 | 22 |

MORE ELITE COMPANY FOR D.J.

• D.J. Stewart Jr. is the 5th sophomore during the 2000s and the 13th sophomore to notch 30-plus points in a game dating back to the 1954-55 season.

• The list features nine (9) 1,000-point scorers which include Jim Ashmore (1953-54-55-56), Mario Austin (2001-02-03), Dee Bost (2009-10-11-12), Tyson Carter (2017-18-19-20), Larry Fry (1973-74-75), Bailey Howell (1957-58-59), Rich Knarr (1973-74-75-76), Craig Sword (2013-14-15-16) and Dave Williams (1966-67-68).

• Mississippi State's last game 30+ points came courtesy of Quinnndary Weatherspoon, who tallied 31 at Georgia on 02/20/2019.

D.J. STEWART JR. • SOPHOMORE • 2020-21

| DATE | OPPONENT | PTS |
|------------|------------|-----|
| 12/12/2020 | vs. Dayton | 32 |

TYSON CARTER • SOPHOMORE • 2017-18

| DATE | OPPONENT | PTS |
|------------|--------------------|-----|
| 11/30/2017 | North Dakota State | 35 |

CRAIG SWORD • SOPHOMORE • 2013-14

| DATE | OPPONENT | PTS |
|------------|--------------|-----|
| 02/19/2014 | at LSU [SEC] | 33 |

DEE BOST • SOPHOMORE • 2009-10

| DATE | OPPONENT | PTS |
|------------|--------------|-----|
| 02/13/2010 | Auburn [SEC] | 32 |

MARIO AUSTIN • SOPHOMORE • 2001-02

| DATE | OPPONENT | PTS |
|------------|--------------------|-----|
| 02/27/2002 | Arkansas [SEC] | 30 |
| 01/05/2002 | [5] Kentucky [SEC] | 32 |

ANTHONY BLAKENEY • SOPHOMORE • 1986-87

| DATE | OPPONENT | PTS |
|------------|-----------------|-----|
| 02/21/1987 | Tennessee [SEC] | 34 |

RICH KNARR • SOPHOMORE • 1973-74

| DATE | OPPONENT | PTS |
|------------|----------|-----|
| 12/03/1973 | at Texas | 32 |

LARRY FRY • SOPHOMORE • 1972-73

| DATE | OPPONENT | PTS |
|------------|--------------|-----|
| 02/19/1973 | Auburn [SEC] | 30 |

TERRY KUSNIERZ • SOPHOMORE • 1971-72

| DATE | OPPONENT | PTS |
|------------|-----------------|-----|
| 02/12/1972 | Tennessee [SEC] | 30 |

TAKI KORONEOS • SOPHOMORE • 1971-72

| DATE | OPPONENT | PTS |
|------------|------------------|-----|
| 01/01/1972 | Vanderbilt [SEC] | 33 |

DAVE WILLIAMS • SOPHOMORE • 1965-66

| DATE | OPPONENT | PTS |
|------------|-------------------------|-----|
| 01/03/1966 | at Auburn [SEC] | 33 |
| 03/05/1966 | at [5] Vanderbilt [SEC] | 32 |

BAILEY HOWELL • SOPHOMORE • 1956-57

| DATE | OPPONENT | PTS |
|------------|------------------------|-----|
| 12/05/1956 | Memphis | 31 |
| 12/08/1956 | at Mississippi College | 35 |
| 02/11/1957 | [3] Kentucky [SEC] | 37 |
| 02/15/1957 | at Tampa | 35 |
| 02/18/1957 | at Georgia [SEC] | 31 |
| 02/23/1957 | at Tulane [SEC] | 35 |

JIM ASHMORE • SOPHOMORE • 1954-55

| DATE | OPPONENT | PTS |
|------------|----------|-----|
| 12/11/1954 | Samford | 34 |

30 & 20 IN THE SAME GAME

• D.J. Stewart Jr. and Iverson Molinar are the 5th combo during the 2000s and the 4th combo to be sophomores or younger (bolded) to secure 30+ PTS and 20+ PTS during the same game since the 1972-73 season.

• The last time Mississippi State had a duo accomplish the feat in a neutral site game was when Darryl Wilson scored 32 PTS and Erick Dampier tacked on 21 PTS versus No. 19 Utah during the 1995 NCAA Tournament Second Round.

| PLAYERS | SEASON | OPP • DATE | PTS |
|-------------------------|----------------|-------------------------|-----------|
| D.J. Stewart Jr. | 2020-21 | Dayton • 12/12 | 32 |
| Iverson Molinar | 2020-21 | Dayton • 12/12 | 20 |
| Arnett Moultrie | 2011-12 | UMass • 03/13 | 34 |
| Dee Bost | 2011-12 | UMass • 03/13 | 20 |
| Jarvis Varnado | 2008-09 | LSU • 02/11 | 31 |
| Dee Bost | 2008-09 | LSU • 02/11 | 20 |
| Charles Rhodes | 2007-08 | Auburn • 02/27 | 30 |
| Jamont Gordon | 2008-09 | Auburn • 02/27 | 20 |
| Mario Austin | 2001-02 | Arkansas • 02/27 | 30 |
| Marckell Patterson | 2001-02 | Arkansas • 02/27 | 21 |
| Darryl Wilson | 1994-95 | [19] Utah • 03/19 | 32 |
| Erick Dampier | 1994-95 | [19] Utah • 03/19 | 21 |
| Gary Hooker | 1975-76 | LSU • 01/19 | 31 |
| Ray White | 1975-76 | LSU • 01/19 | 20 |
| Larry Fry | 1972-73 | Auburn • 02/19 | 30 |
| Rich Knarr | 1972-73 | Auburn • 02/19 | 30 |
| Jerry Jenkins | 1972-73 | Auburn • 02/19 | 20 |
| Rich Knarr | 1972-73 | Kentucky • 01/08 | 31 |
| Jerry Jenkins | 1972-73 | Kentucky • 01/08 | 20 |

TOLU'S 4 DOUBLE-DOUBLES LEADS THE SEC

• Tolu Smith has secured four (4) double-doubles which is tied for the SEC lead heading into the Texas A&M game.

• Smith's most recent double-double came during a 13-point, 12-rebound effort versus Mississippi Valley State on 12/21.

SEC DOUBLE-DOUBLES • AS OF 01/12

| RANK | D-D'S | PLAYER | SCHOOL |
|----------|----------|----------------------|----------------|
| 1 | 4 | Tolu Smith | MSU |
| | 4 | Toumani Camara | Georgia |
| 3 | 3 | Darius Days | LSU |
| | 3 | Dylan Disu | Vanderbilt |
| | 3 | Emanuel Miller | Texas A&M |
| | 3 | Sahvir Wheeler | Georgia |
| 7 | 2 | Herbert Jones | Alabama |
| | 2 | Olivier Sarr | Kentucky |
| | 2 | Jalen Tate | Arkansas |
| | 2 | Jeremiah Tilmon | Missouri |

WHAT'S GONE • MSU'S BEST SCORING QUARTET SINCE 2010-11

• Reggie Perry (17.4 PPG), Tyson Carter (13.9), Nick Weatherspoon (11.6 PPG) and Robert Woodard II (11.4 PPG) were the 8th quartet to average double figures at Mississippi State during the 2000s.

• The 54.3 combined points per game the most for a MSU quartet with all four members averaging double figures since Ravern Johnson (17.6 PPG), Dee Bost (15.3 PPG), Renardo Sidney (14.2 PPG) and Kodi Augustus (12.2 PPG) during the 2010-11 season.

• The 54.3 points for Perry-Carter-Weatherspoon-Woodard II quartet also is the fifth at MSU with all four members averaging double figures going back to the 1979-80 season.

MSU SCORING QUARTETS • SINCE 1979-80

| RANK | PPG | SEASON | PLAYERS |
|----------|-------------|----------------|------------------------------------------------------------------------|
| 1 | 59.4 | 1995-96 | Darryl Wilson • Dontae' Jones • Erick Dampier • Marcus Bullard |
| 2 | 59.3 | 2010-11 | Ravern Johnson • Dee Bost • Renardo Sidney • Kodi Augustus |
| 3 | 56.6 | 2007-08 | Charles Rhodes • Jamont Gordon • Barry Stewart • Ben Hansbrough |
| 4 | 54.4 | 1989-90 | Cameron Burns • Greg Carter • Tony Watts • Doug Hartsfield |
| 5 | 54.3 | 2019-20 | Perry • Carter • Weatherspoon • Woodard II |

MSU AMONG SEC'S AND NATION'S BEST • 2020-21

• For the second straight season, Mississippi State holds the SEC's top spot and is one of the nation's best offensive rebounding percentage teams.

2020-21 O-REB PERCENTAGE • AS OF 01/12

| RANK | OR% | SCHOOL |
|----------|-------------|------------------------------|
| 1 | 42.9 | Cal State Bakersfield |
| 2 | 40.7 | North Carolina |
| 3 | 40.4 | Houston |
| 4 | 39.8 | Coastal Carolina |
| 5 | 39.5 | Connecticut • UConn |
| 6 | 38.7 | Baylor |
| 7 | 38.3 | West Virginia |
| 8 | 38.1 | Saint Louis |
| 9 | 37.9 | Mississippi State |

• The Bulldogs not only led the SEC but were fourth in the nation with a 37.0 offensive rebounding percentage last season.

2019-20 O-REB PERCENTAGE • FINAL

| RANK | OR% | SCHOOL |
|----------|-------------|--------------------------|
| 1 | 40.1 | West Virginia |
| 2 | 38.7 | Houston |
| 3 | 37.3 | Stephen F. Austin |
| 4 | 37.0 | Mississippi State |
| 5 | 36.1 | Sacred Heart |

KENPOM NUGGETS

• Mississippi State and LSU are the only schools to have two players ranked among KenPom's top 10 in offensive efficiency.

KENPOM SEC OFFENSIVE RATING • AS OF 01/12

| RANK | O-RTG | PLAYER | SCHOOL |
|-----------|--------------|--------------------------|----------------------|
| 1 | 120.0 | Cameron Thomas | LSU |
| 2 | 119.7 | Emanuel Miller | Texas A&M |
| 3 | 119.4 | Trendon Watford | LSU |
| 4 | 118.9 | Iverson Molinar | MSU |
| 5 | 114.3 | Scotty Pippen Jr. | Vanderbilt |
| 6 | 112.9 | Jaden Springer | Tennessee |
| 7 | 109.3 | JD Notae | Arkansas |
| 8 | 108.8 | D.J. Stewart Jr. | MSU |
| 9 | 107.0 | Jahvon Quinerly | Alabama |
| 10 | 103.3 | Andrew Garcia | Georgia |

• Tolu Smith is ranked among the SEC leaders in offensive rebound percentage.

KENPOM SEC O-REBOUND PERCENTAGE • AS OF 01/12

| RANK | O-REB | PLAYER | SCHOOL |
|------|-------|-----------------------|----------------|
| 1 | 15.7 | Quentin Millora-Brown | Vanderbilt |
| 2 | 14.4 | Tolu Smith | MSU |
| 3 | 14.1 | Isaiah Jackson | Kentucky |
| 4 | 13.7 | Mwani Wilkinson | LSU |
| 5 | 13.6 | Wildens Leveque | South Carolina |

COACH HOWLAND: ONE OF 15 WITH FOUR TEAMS DANCING

• Ben Howland became the 15th coach in history to lead four programs to the NCAA Tournament in 2018-19. The 15 coaches are listed alphabetically below.

• Howland is one (1) of eight (8) coaches on the list that has one of his four schools being a SEC program (Rick Barnes • Cliff Ellis • Jim Harrick • Lon Kruger • Rick Pitino • Tubby Smith • Eddie Sutton) and one (1) of three (3) coaches to have UCLA be one of the four programs (Steve Alford • Jim Harrick).

COACH • SCHOOLS

Steve Alford

Missouri State • Iowa • New Mexico • UCLA

Rick Barnes

Providence • Clemson • Texas • Tennessee

John Beilein

Canisius • Richmond • West Virginia • Michigan

Lefty Driesell

Davidson • Maryland • James Madison • Georgia State

Cliff Ellis

South Alabama • Clemson • Auburn • Coastal Carolina

Larry Eustachy

Utah State • Iowa State • Southern Miss • Colorado State

Jim Harrick

Pepperdine • UCLA • Rhode Island • Georgia

Ben Howland

Northern Arizona • Pittsburgh • UCLA • Mississippi State

Lon Kruger

Kansas State • Florida • Illinois • UNLV • Oklahoma

Fran McCaffery

Lehigh • UNC-Greensboro • Siena • Iowa

Tom Penders

Rhode Island • Texas • George Washington • Houston

Rick Pitino

Boston • Providence • Kentucky • Louisville

Kelvin Sampson

Washington State • Oklahoma • Indiana • Houston

Tubby Smith

Tulsa • Georgia • Kentucky • Minnesota • Texas Tech

Eddie Sutton

Creighton • Arkansas • Kentucky • Oklahoma State

LOYALTY UNDER COACH HOWLAND

• Mississippi State's coaching staff led by Ben Howland along with assistant coaches George Brooks, Korey McCray and Ernie Zeigler are entering their 6th season together at Mississippi State in 2020-21

• The quartet is one of eight current coaching staffs in the country to remain together at the same school for at least the six seasons.

RANK YEAR SCHOOL HEAD COACH ASSISTANT COACHES

| | | | |
|---|------|-----------------------------------------------------|--------------------|
| 1 | 11th | Michigan State | Tom Izzo |
| | | Dwayne Stephens • Dane Fife • Mike Garland | |
| 2 | 9th | West Virginia | Bob Huggins |
| | | Larry Harrison • Ron Everhart • Erik Martin | |
| 2 | 9th | UAlbany | Will Brown |
| | | John Iati • Josh Pelletier • Jerrad Knotts | |
| 4 | 7th | Kansas | Bill Self |
| | | Kurtis Townsend • Norm Roberts • Jerrance Howard | |
| 4 | 7th | Oregon | Dana Altman |
| | | Tony Stubblefield • Kevin McKenna • Mike Mennenga | |
| 4 | 7th | Vermont | John Becker |
| | | Kyle Cleplicki • Ryan Schneider • Hamlet Tibbs | |
| 7 | 6th | Mississippi State | Ben Howland |
| | | George Brooks • Korey McCray • Ernie Zeigler | |
| 7 | 6th | Bradley | Brian Wardle |
| | | Drew Adams • Mike Bargaen • Jimmie Foster | |

HALFTIME COMEBACKS UNDER COACH HOWLAND

• Mississippi State earned its 21st halftime comeback victory and first of 2020-21 under Coach Howland when the Bulldogs dismissed Missouri, 78-63, on 01/05/2021.

• The Bulldogs have won at least three games during Howland's first five seasons when trailing at the half.

• Below are the halftime comebacks under Coach Howland, 12 of the 21 have come against SEC opponents.

HALFTIME COMEBACKS • COACH HOWLAND

| DATE | OPPONENT | HALFTIME | FINAL |
|------------|----------------------|-------------|--------|
| 01/05/2021 | [13] Missouri | 39-27 • -12 | 78-63 |
| 11/08/2019 | Sam Houston State | 34-27 • -7 | 67-58 |
| 12/18/2019 | Radford | 42-38 • -4 | 77-68 |
| 01/28/2020 | at Florida [SEC] | 45-35 • -10 | 78-71 |
| 02/01/2020 | Tennessee [SEC] | 34-28 • -6 | 86-73 |
| 02/08/2020 | Vanderbilt [SEC] | 35-31 • -4 | 80-70 |
| 11/30/2018 | at Dayton | 29-26 • -3 | 65-58 |
| 12/04/2018 | McNeese State | 42-39 • -3 | 90-77 |
| 12/19/2018 | Wofford | 50-41 • -9 | 98-87 |
| 02/02/2019 | at Ole Miss [SEC] | 43-39 • -4 | 81-75 |
| 02/16/2019 | at Arkansas [SEC] | 38-32 • -6 | 77-67 |
| 02/23/2019 | South Carolina [SEC] | 36-29 • -7 | 76-61 |
| 11/22/2017 | Stephen F. Austin | 40-32 • -8 | 80-75 |
| 11/26/2017 | Jacksonville State | 29-25 • -4 | 59-56 |
| 02/24/2018 | South Carolina [SEC] | 32-25 • -7 | 72-68 |
| 12/22/2016 | Morehead State | 41-31 • -10 | 85-76 |
| 01/25/2017 | Missouri [SEC] | 43-39 • -4 | 89-74 |
| 02/04/2017 | Tennessee [SEC] | 33-21 • -12 | 64-59 |
| 11/13/2015 | Eastern Washington | 51-48 • -3 | 106-88 |
| 01/23/2016 | Ole Miss [SEC] | 38-36 • -2 | 83-77 |
| 02/16/2016 | Vanderbilt [SEC] | 41-32 • -9 | 75-74 |

• The Florida comeback on 01/28/2020 marks the first time that Mississippi State has won a SEC road game when trailing by 10-plus points at the half since turning a 39-28 deficit into a 78-77 overtime victory at Vanderbilt on 01/21/2012.

• The Bulldogs have rallied from a 10-plus point deficit six times in SEC road games dating back to the 1980-81 season.

10+ PT SEC HALFTIME ROAD COMEBACKS

| DATE | OPPONENT | HALFTIME | FINAL |
|------------|---------------------|-------------|------------|
| 01/28/2020 | at Florida [SEC] | 45-35 • -10 | 78-71 |
| 01/21/2012 | at Vanderbilt [SEC] | 39-28 • -11 | 78-77 • OT |
| 03/06/2004 | at Alabama [SEC] | 47-31 • -16 | 82-81 • OT |
| 01/07/2004 | at Ole Miss [SEC] | 29-19 • -10 | 61-54 |
| 01/07/1995 | at Georgia [SEC] | 36-26 • -10 | 60-59 |
| 02/13/1991 | at Ole Miss [SEC] | 42-27 • -15 | 84-77 |

• Early in 2019-20, Mississippi State wiped away an 18-point deficit (52-34) with 13:02 left against Sam Houston State on the strength of a 33-6 run to close the game.

• It marked the fifth time that the Bulldogs have overcome at least a 15-point margin during any point of the game under Coach Howland.

15+ PT COMEBACKS • COACH HOWLAND

| DATE | OPPONENT | SCORE • TIME | FINAL |
|------------|----------------------|-------------------|-------|
| 01/28/2020 | at Florida [SEC] | 36-20 • 6:00 1st | 78-71 |
| 11/08/2019 | Sam Houston St | 52-34 • 13:02 2nd | 67-58 |
| 02/23/2019 | South Carolina [SEC] | 30-14 • 4:04 1st | 76-61 |
| 02/04/2017 | Tennessee [SEC] | 41-23 • 17:50 2nd | 64-59 |
| | | 29-10 • 4:50 1st | |
| 02/16/2016 | Vanderbilt [SEC] | 61-44 • 13:38 2nd | 75-74 |

LESS THAN 60 POINTS LEADS TO W'S

• Mississippi State has won 39 of 42 games when holding the opposition to under 60 points under Coach Howland with 32 of those 42 outings coming inside Humphrey Coliseum.

• The Bulldogs have won 27 of their last 29 games when accomplishing the feat since 03/08/2017. The two setbacks came to New Mexico State, 58-52, on 12/22/2019 and to Clemson, 53-42, on 11/25/2020.

• Mississippi State limited Ole Miss on 03/07/2020 to 44 points which tied the lowest point total allowed under Howland. The 44 points are the lowest versus a SEC opponent during the Howland era.

2015-16 • 5-0

| DATE | OPPONENT | RESULT |
|------------|------------------------|-----------|
| 11/28/2015 | UT-Martin | W • 76-51 |
| 12/19/2015 | Tulane | W • 69-59 |
| 12/31/2015 | North Carolina Central | W • 71-48 |
| 02/09/2016 | Arkansas [SEC] | W • 78-46 |
| 02/27/2016 | South Carolina [SEC] | W • 68-58 |

2016-17 • 8-1

| DATE | OPPONENT | RESULT |
|------------|----------------------|-----------|
| 11/20/2016 | vs. UTEP | W • 61-54 |
| 11/28/2016 | Northwestern State | W • 65-59 |
| 12/01/2016 | Oregon State | W • 74-57 |
| 12/19/2016 | vs. Southern Miss | W • 86-44 |
| 12/29/2016 | Missouri-Kansas City | W • 77-54 |
| 01/14/2017 | Texas A&M [SEC] | W • 67-59 |
| 02/04/2017 | Tennessee [SEC] | W • 64-59 |
| 02/18/2017 | Florida [SEC] | L • 57-52 |
| 03/08/2017 | vs. LSU [SEC-T] | W • 79-52 |

2017-18 • 8-0

| DATE | OPPONENT | RESULT |
|------------|---------------------|-----------|
| 11/18/2017 | Florida A&M | W • 79-48 |
| 11/26/2017 | Jacksonville State | W • 59-56 |
| 11/30/2017 | North Dakota State | W • 83-59 |
| 12/03/2017 | Dayton | W • 61-59 |
| 12/20/2017 | Little Rock | W • 64-48 |
| 02/03/2018 | Georgia [SEC] | W • 72-57 |
| 03/14/2018 | Nebraska [NIT] | W • 66-59 |
| 03/20/2018 | at Louisville [NIT] | W • 79-56 |

2018-19 • 8-0

| DATE | OPPONENT | RESULT |
|------------|-----------------------|-----------|
| 11/11/2018 | Hartford | W • 77-59 |
| 11/16/2018 | Long Beach State | W • 79-51 |
| 11/21/2018 | vs. Saint Mary's | W • 61-57 |
| 11/30/2018 | at Dayton | W • 65-58 |
| 12/15/2018 | Cincinnati | W • 70-59 |
| 01/19/2019 | at Vanderbilt [SEC] | W • 71-55 |
| 02/26/2019 | Missouri [SEC] | W • 68-49 |
| 03/14/2019 | vs. Texas A&M [SEC-T] | W • 80-54 |

2019-20 • 7-1

| DATE | OPPONENT | RESULT |
|------------|----------------------|-----------|
| 11/08/2019 | Sam Houston State | W • 67-58 |
| 11/14/2019 | Louisiana-Monroe | W • 62-45 |
| 11/17/2019 | New Orleans | W • 82-59 |
| 11/24/2019 | at Coastal Carolina | W • 81-56 |
| 12/22/2019 | vs. New Mexico State | L • 58-52 |
| 01/14/2020 | Missouri | W • 72-45 |
| 01/18/2020 | Georgia | W • 91-59 |
| 03/07/2020 | Ole Miss | W • 69-44 |

2020-21 • 2-1

| DATE | OPPONENT | RESULT |
|------------|--------------------------|-----------|
| 11/25/2020 | vs. Clemson | L • 53-42 |
| 12/08/2020 | Jackson State | W • 82-59 |
| 12/21/2020 | Mississippi Valley State | W • 87-48 |

WHAT'S NEXT: KESHAWN MURPHY

• Mississippi State and head coach Ben Howland started its 2021 signing class on a strong note as ESPN top 100 recruit KeShawn Murphy inked his National Letter of Intent (NLI) on Nov. 13 during the fall signing period.

• Murphy, a 6-10 forward from Birmingham, Alabama, will start his freshman season for the Bulldogs during the 2021-22 season.

Murphy is rated No. 89 in ESPN's top 100 rankings and is the state of Alabama's No. 2 prospect for the Class of 2021. It marks back-to-back seasons that Howland has reeled in an ESPN top 100 commitment as Deivon Smith ranked No. 69 in the 2020 class.

• Mississippi State also has a pair of ESPN top 50 recruits from the Class of 2018 in Reggie Perry and Robert Woodard II, who were selected in the 2nd round of the 2020 NBA Draft.

• Murphy amassed 18.6 points, 7.5 rebounds, 3.7 assists and 2.0 blocks per game in 2019-20 as a junior. He was a finalist for the Alabama Sport Writers Association [ASWA] Class 5A Player of the Year award and was a consensus ASWA All-State First-Team selection.

• Ramsay has combined for a 45-22 record over the last two seasons, fueled by a 25-9 mark in 2019-20. The program has made back-to-back trips to the Alabama Class 5A Final Four.

• Murphy has been nominated to participate in the 2021 McDonald's High School All-America game. He began his senior campaign with a 21-point, 13-rebound, 3-block performance in an 82-76 win over Auburn High School and is closing in on becoming a 1,000-point scorer at Ramsay.

#STATETOTHELEAGUE & MSU'S PRO DAWGS

• Mississippi State had four former 1,000 point scorers who all played under head coach Ben Howland in the NBA and NBA G-League during the 2019-20 season.

• Aric Holman (Texas Legends • Dallas Mavericks), Lamar Peters (Westchester Knicks • New York Knicks), Craig Sword (Grand Rapids Drive • Detroit Pistons) and Quindary Weatherspoon (Austin Spurs • San Antonio Spurs).

• Weatherspoon made his NBA debut with the San Antonio Spurs at Sacramento on 02/08. He scored his first career points as part of the NBA restart over the summer.

• Dee Bost (France), Tyson Carter (Greece), Travis Daniels (Cyprus), Holman (Germany), Arnett Moultrie (China), Peters (Turkey), Sword (Mexico) and Gavin Ware (Germany) are former MSU alums playing pro basketball overseas.

COACH HOWLAND'S NBA PLAYERS

• Russell Westbrook, Kevin Love and Jrue Holiday spearhead a list of 26 NBA players who played college basketball under Howland.

• The trio has combined for 14 nods to the NBA All-Star Game headed by six consecutive selections (2015-16-17-18-19-20) for Westbrook who also was the NBA All-Star game MVP in 2015 and 2016.

• Westbrook, a five-time All-NBA First-Team honoree and two-time NBA scoring champion, was the 2017 NBA MVP. He was the first player in league history to average a triple-double for a season since Oscar Robertson during the 1960s.

• Love (Cleveland Cavaliers • 2016) along with Trevor Ariza (Los Angeles Lakers • 2009), Jordan Farmer (Los Angeles Lakers • 2009-10) and Normal Powell (Toronto Raptors • 2019) have each won NBA Championships.

• Woodard II (Sacramento Kings) signed a 4-year contract with 3.3 million guaranteed over his first three seasons, highlighted by 1.5 million for the 2020-21 season.

DAMPIER GARNERS MISSISSIPPI SPORTS HOF SELECTION

• Former Mississippi State and NBA standout Erick Dampier can add Mississippi Sports Hall of Fame and Museum inductee to his impressive list of career accolades as the organization announced its class of 2021 on Oct. 27.

• Dampier is joined by Debbie Brock (Delta State), Lindsey Hunter, Jr. (Jackson State/NBA), Terrence Metcalf (Ole Miss/NFL), Dave Randall (Ole Miss/ATP) and Randy Watkins (Ole Miss/PGA) in the six-person class.

• Mississippi State amassed 66 victories and earned three postseason appearances during Dampier's career, highlighted by 1996 NCAA Final Four and 1995 NCAA Sweet 16 trips under head coach and fellow Mississippi Sports Hall of Famer Richard Williams. He was named MSU's SEC Basketball Legend in 2014.

• Dampier was a two-time Associated Press (AP) All-America Honorable Mention pick and two-time All-Southeastern Conference (SEC) First-Team selection during his junior and senior seasons.

• Dampier ranks among Mississippi State's top 10 in total blocks (249 – 2nd), blocks per game (2.68 – 2nd), field goal percentage (58.7 – tied 3rd), rebounds (859 – 6th) and rebounds per game (9.2 – 8th).

• Dampier piled up 1,231 career points which ranks eighth among three-year players and 25th overall at Mississippi State. He registered double figures in 74 of his 93 career appearances, fueled by nine efforts of 20-plus points.

• Dampier was a lottery pick and chosen 10th by the Indiana Pacers in the 1996 NBA Draft. His NBA career spanned 16 seasons with stops in Indiana, Golden State, Dallas, Miami and Atlanta. He scored 7,309 points, 7,005 rebounds and 1,398 blocks in 987 games.

• Prior to Mississippi State, Dampier prepped at Lawrence County High School in Monticello, Mississippi where he led his team to two straight state championships.

ON THE HORIZON: A NEW LOOK TO THE HUMPH

• Humphrey Coliseum will become one of the premier arenas in the nation as major renovation plans were announced on Oct. 30, 2018.

• Mississippi State has joined with Dale Partners Architects and AECOM Sports to design a comprehensive plan that will see the Hump revamped with modern amenities and the arena's first premium ticket options.

• One of those new options will be a new club level that offers premium ticket holders a dedicated entrance and lobby that leads down to a 6,000-square foot sideline club that offers nearly 580 club seats and 80 lounge seats.

• The new-look Hump also will include nearly 160 terrace seats at the concourse level in addition to an expanded and updated concourse.

• The renovation plan includes two grand lobbies at the entrances on the east and west sides that feature direct views into the seating bowl.

• Iverson Molinar delivered career-highs with 24 points, eight rebounds and four steals as Mississippi State dialed up another SEC road victory, an 84-81 win over Vanderbilt, at Memorial Gymnasium.

• Molinar was joined by Jalen Johnson, Tolu Smith and D.J. Stewart Jr. to give Mississippi State (8-4, 3-1 SEC) a balanced offensive attack. The quartet pumped in a combined 68 points on a collective 24-for-35 shooting performance.

• Molinar and Smith did the heavy lifting during the second half for the Bulldogs en route to 27 of their 42 points and knocked down all nine of their field goal attempts after the intermission.

• State improved to 6-1 with four players in double figures. The victory marked the second time in program history that the Bulldogs have notched consecutive wins over the Commodores (4-5, 0-3 SEC) on the Vanderbilt campus. MSU previously accomplished the feat during the 2001-02 and 2003-04 seasons.

• Mississippi State has won eight of its last 10 games in 2020-21 and has won three of its first four conference decisions for the second time under Ben Howland. The last time the Bulldogs started SEC action with a 3-1 mark was in 2016-17.

• Molinar had himself a career afternoon as he equaled his best career scoring output (24) in addition to setting new career marks in rebounds (8) and steals (4). He was 9-of-11 from the floor and hit on 6-of-9 at the foul line. The sophomore from Panama has registered 20-plus in back-to-back games, five games total in 2020-21 and six times during his career.

• Smith worked his way to 13 of his 18 points in the second half courtesy of a 7-for-8 shooting clip. He has garnered double figures in 10 of 12 outings and hauled down eight rebounds.

• Stewart Jr. extended his run to 12 consecutive games with double-digit points with a 16-point effort. He also dished out three assists against one turnover.

• Nine of Johnson's 10 points came from three-pointers as the graduate transfer buried three of the team's four shots from beyond the arc. Johnson also added a block and a steal.

• Abdul Ado added eight points and eight rebounds to tuck away his second-highest scoring performance of the season. The eight boards enabled him to surpass Lawrence Roberts (2004-05) for 19th on the program's rebounds list.

Cameron Matthews, Quinten Post and Deivon Smith rounded out the scoring for the Bulldogs. The trio contributed a combined eight points, six rebounds, four assists and a steal.

• Smith notched four assists and three rebounds, while Post also secured three rebounds. Matthews salted the game away with a game-clinching steal in the closing seconds.

• For the contest, MSU hit 31-of-51 shots from the field (60.8 percent). The 60.8 shooting clip for the Bulldogs is the program's best during a SEC road game since connecting for a 63.5 mark at Auburn on 01/29/1992. State managed to hit 4-of-7 shots from three-point territory (57.1 percent) and 18-of-29 at the foul line (64.3 percent).

• The Bulldogs dominated the interior with 21 of their 31 field goals and amassed a healthy 42-18 margin in paint points.

• MSU held a 34-30 rebounding advantage and have outboarded its opponents in 11 of their 12 contests on the season. The Bulldogs compiled nine assists and 12 turnovers, while the Commodores had 19 assists versus 10 turnovers.

• Vanderbilt shot 25-of-60 overall (41.7 percent), 15-of-33 on three-pointers (45.5 percent) and 16-of-21 at the charity stripe (76.2 percent).

• The Commodores had four players of their own in double figures. Scotty Pippen Jr. tallied 18 points and 12 assists followed by 17 points from Trey Thomas off the bench. Dylan Disu totaled 16 points, seven rebounds and two blocks.

FROM THE BENCH WITH COACH HOWLAND

"There's a great sense of understanding of everybody's role. Our guys really like each other. We have great leadership within the team, starting with Abdul [Ado] and D.J. [Stewart Jr.], and including Iverson [Molinar] and Tolu [Smith] as well. Those four guys do a great job leading. I think Jalen [Johnson], who is a fifth-year player, has been a tremendous leader for our younger guys. He's really been good. I think our guys really support one another. We have a good feeling in that locker room. I'm proud of them. I'm proud of how they're playing together and playing unselfishly. I'm really happy for them."

"We're always trying to score in the paint because of our size with Abdul [Ado] and Tolu [Smith]. Iverson [Molinar] gets to the rim so well, as does D.J. [Stewart Jr.], finishing at the rim. We have a lot of guys that are good in the paint – pullup jumpers and with shots at the rim. I thought Tolu was really good and patient offensively today in terms of getting it down low and taking his time. He had some really good post moves today. So, you can see he has really grown there. He's improving, and that's exciting."

"I'm happy he [Cameron Matthews] got the steal [at the end of the game], number one. That was a huge play. Then, to knock in the first [free throw] to make it so they [Vanderbilt] had to shoot a three, you would think. Give Vanderbilt credit, they made 15 three-pointers on us. That's a huge part of what we talked about. We came off guys at inopportune times, and we have to learn from it because we're playing them again sometime in February. We have to do a better job to not allow all of those three's. They're a great shooting team, and this is a hard place to win."

MOMENTS THAT MATTERED

• In an opening half that featured 10 ties, five lead changes and neither team take more than a seven-point advantage, Mississippi State found its groove during the last 10 minutes of the stanza.

• The Bulldogs turned a 22-15 deficit at the 10:51 mark into a 36-30 lead with 1:54 left, courtesy of a 21-8 spurt over an 8:57 span. State connected on 10 of its 12 shot attempts to fuel the flurry.

• Jalen Johnson sank back-to-back triples 36 seconds apart to vault the Bulldogs ahead 23-22 with 8:57 to go. Iverson Molinar turned defense into offense with a steal and one-handed dunk and capped the run with a midrange jumper.

• Mississippi State took a 36-35 edge into the locker room and pushed the lead to five points, 40-35, with buckets from Tolu Smith and Molinar during the first 1:26 of the second half.

• Up 51-48 with 14:43 on the clock, the Bulldogs ripped off 10 of the next 12 points over a 3:42 span. Molinar kickstarted the momentum with a traditional three-point play. Quinten Post rattled home a trey at the top of the key, and Deivon Smith added a midrange jumper to make it 61-50 at the 11:01 mark.

• Vanderbilt hung around behind the three-point ball. The Commodores responded with 10 straight points of their own headed by a pair of triples to pull within 61-60 with 8:18 remaining.

• Mississippi State weathered the storm behind its bigs. Abdul Ado got a layup, and Tolu Smith got in the lane for three straight buckets highlighted by a layup where he split a Vanderbilt double team. Molinar hit on two free throws to bring the tally to 71-61 with 4:56 left.

• The Commodores had one final charge left and trailed by one point at 82-81 with 6.4 seconds left after two three-pointers sandwiched around a Stewart Jr. free throw.

• A Johnson free throw placed State back up by two. Following a Vanderbilt timeout, Cameron Matthews sealed the win with a steal on Vanderbilt's leading scorer Scotty Pippen Jr. and rattled home his first free throws. He missed the second, and the Commodores desperation heave for three-quarter court went wide.

| Official Basketball Box Score - Final | | | | | | | | | | | | | | | Game Time: 12:00 PM | | |
|----------------------------------------------------------------|-----------------------|---|------------------|-------------------|--------|----------|-------|-----|----|----|----|----|-----|-----|---------------------|--|--|
| Mississippi St. vs Vanderbilt | | | | | | | | | | | | | | | Game Duration: 2:00 | | |
| 01/09/21 Memorial Gymnasium, Nashville | | | | | | | | | | | | | | | | | |
| Mississippi St. - 84 • 8-4 (3-1) | | | | | | | | | | | | | | | | | |
| ## | Player | | Total FG-FGA | 3-Ptr FG-FGA | FT-FTA | Rebounds | | | PF | TP | A | TO | Blk | Stl | Min | | |
| | | | | | | Off | Def | Tot | | | | | | | | | |
| 0 | Jalen Johnson | F | 3-5 | 3-4 | 1-2 | 0 | 2 | 2 | 3 | 10 | 0 | 2 | 1 | 1 | 26:03 | | |
| 24 | Abdul Ado | F | 4-8 | 0-0 | 0-0 | 3 | 5 | 8 | 4 | 8 | 1 | 0 | 1 | 0 | 33:17 | | |
| 35 | Tolu Smith | F | 7-8 | 0-0 | 4-8 | 2 | 6 | 8 | 3 | 18 | 0 | 1 | 1 | 0 | 31:29 | | |
| 1 | Iverson Molinar | G | 9-11 | 0-0 | 6-9 | 0 | 8 | 8 | 2 | 24 | 1 | 4 | 0 | 4 | 37:06 | | |
| 3 | D.J. Stewart Jr. | G | 5-11 | 0-0 | 6-7 | 0 | 2 | 2 | 3 | 16 | 3 | 1 | 0 | 1 | 34:02 | | |
| 4 | Cameron Matthews | | 0-1 | 0-1 | 1-2 | 0 | 0 | 0 | 3 | 1 | 0 | 2 | 0 | 1 | 10:38 | | |
| 5 | Deivon Smith | | 2-5 | 0-0 | 0-0 | 0 | 3 | 3 | 1 | 4 | 4 | 1 | 0 | 0 | 18:29 | | |
| 32 | Quinten Post | | 1-2 | 1-2 | 0-0 | 0 | 3 | 3 | 0 | 3 | 0 | 0 | 0 | 0 | 08:56 | | |
| Team | | | | | | 0 | 0 | 0 | | | | 1 | | | | | |
| Totals | | | 31-51 | 4-7 | 18-28 | 5 | 29 | 34 | 19 | 84 | 9 | 12 | 3 | 7 | 200:00 | | |
| FG % 1st: 15-24 62.5% | | | 2nd: 16-27 59.3% | Game: 31-51 60.8% | | DeadBall | | | | | | | | | | | |
| 3PT % 1st: 2-4 50.0% | | | 2nd: 2-3 66.7% | Game: 4-7 57.1% | | Rebounds | | | | | | | | | | | |
| FT % 1st: 4-6 66.7% | | | 2nd: 14-22 63.6% | Game: 18-28 64.3% | | 4, 0 | | | | | | | | | | | |
| Vanderbilt - 81 • 4-5 (0-3) | | | | | | | | | | | | | | | | | |
| ## | Player | | Total FG-FGA | 3-Ptr FG-FGA | FT-FTA | Rebounds | | | PF | TP | A | TO | Blk | Stl | Min | | |
| | | | | | | Off | Def | Tot | | | | | | | | | |
| 1 | Dylan Disu | F | 4-9 | 3-5 | 5-5 | 0 | 7 | 7 | 4 | 16 | 1 | 0 | 2 | 0 | 27:19 | | |
| 42 | Quentin Millora-Brown | F | 3-4 | 0-0 | 0-3 | 4 | 4 | 8 | 0 | 6 | 1 | 1 | 0 | 1 | 24:40 | | |
| 2 | Scotty Pippen Jr. | G | 4-11 | 2-6 | 8-9 | 0 | 2 | 2 | 5 | 18 | 12 | 3 | 0 | 1 | 34:22 | | |
| 3 | Maxwell Evans | G | 1-3 | 1-2 | 1-2 | 0 | 1 | 1 | 3 | 4 | 0 | 3 | 0 | 1 | 18:35 | | |
| 5 | D.J. Harvey | G | 5-11 | 3-6 | 0-0 | 0 | 3 | 3 | 3 | 13 | 0 | 0 | 0 | 0 | 28:04 | | |
| 4 | Jordan Wright | | 1-6 | 0-2 | 2-2 | 2 | 2 | 4 | 0 | 4 | 1 | 1 | 0 | 1 | 13:21 | | |
| 12 | Trey Thomas | | 6-11 | 5-9 | 0-0 | 2 | 0 | 2 | 1 | 17 | 3 | 1 | 0 | 0 | 21:44 | | |
| 10 | Myles Stute | | 1-3 | 1-3 | 0-0 | 1 | 1 | 2 | 3 | 3 | 1 | 1 | 0 | 0 | 20:43 | | |
| 50 | Ejike Obinna | | 0-2 | 0-0 | 0-0 | 0 | 1 | 1 | 0 | 0 | 0 | 0 | 0 | 0 | 08:02 | | |
| 0 | Tyrin Lawrence | | 0-0 | 0-0 | 0-0 | 0 | 0 | 0 | 0 | 0 | 0 | 0 | 0 | 0 | 03:10 | | |
| Team | | | | | | 0 | 0 | 0 | | | | 0 | | | | | |
| Totals | | | 25-60 | 15-33 | 16-21 | 9 | 21 | 30 | 19 | 81 | 19 | 10 | 2 | 4 | 200:00 | | |
| FG % 1st: 11-35 31.4% | | | 2nd: 14-25 56.0% | Game: 25-60 41.7% | | DeadBall | | | | | | | | | | | |
| 3PT % 1st: 7-18 38.9% | | | 2nd: 8-15 53.3% | Game: 15-33 45.5% | | Rebounds | | | | | | | | | | | |
| FT % 1st: 6-9 66.7% | | | 2nd: 10-12 83.3% | Game: 16-21 76.2% | | 2, 0 | | | | | | | | | | | |
| Officials: Bart Lenox, Brian Shey, Robert Felder | | | | | | | | | | | | | | | | | |
| Technical fouls: Mississippi St. - NONE Vanderbilt - NONE | | | | | | | | | | | | | | | | | |
| Attendance: 101 | | | | | | | | | | | | | | | | | |
| Score by periods | | | 1st | 2nd | Total | | | | | | | | | | | | |
| Mississippi St. | | | 36 | 48 | 84 | | | | | | | | | | | | |
| Vanderbilt | | | 35 | 46 | 81 | | | | | | | | | | | | |
| In Off 2nd Fast | | | | | | | | | | | | | | | | | |
| Points | | | Paint | T/O | Chance | Break | Bench | | | | | | | | | | |
| MSU | | | 42 | 13 | 8 | 10 | 8 | | | | | | | | | | |
| VANDY | | | 18 | 16 | 0 | 5 | 24 | | | | | | | | | | |
| Last FG - MSU 2nd-0:03, VANDY 2nd - 0:08. | | | | | | | | | | | | | | | | | |
| Largest lead - MSU by 11 2nd - 11:01, VANDY by 7 1st - 10:51 | | | | | | | | | | | | | | | | | |
| MSU led for 28:53, VANDY led for 7:57, Game was tied for 03:10 | | | | | | | | | | | | | | | | | |
| Score tied - 5 times. | | | | | | | | | | | | | | | | | |
| Lead changed - 10 times. | | | | | | | | | | | | | | | | | |

MISSISSIPPI STATE • SEC STANDINGS/LEADERS • NET RANKINGS/BREAKDOWN

2020-21 SEC STANDINGS • 01/12

| TEAM | SEC | PCT. | OVERALL | PCT. |
|--------------------------|------------|-------------|------------|-------------|
| Alabama | 4-0 | 1.000 | 9-3 | .750 |
| Kentucky | 3-0 | 1.000 | 4-6 | .400 |
| South Carolina | 1-0 | 1.000 | 3-2 | .600 |
| Tennessee | 3-1 | .750 | 9-1 | .900 |
| LSU | 3-1 | .750 | 8-2 | .800 |
| Mississippi State | 3-1 | .750 | 8-4 | .667 |
| Arkansas | 2-2 | .500 | 10-2 | .833 |
| Florida | 2-2 | .500 | 5-3 | .625 |
| Missouri | 1-2 | .333 | 7-2 | .778 |
| Ole Miss | 1-2 | .333 | 6-4 | .600 |
| Texas A&M | 1-3 | .250 | 6-4 | .600 |
| Georgia | 0-3 | .000 | 7-3 | .700 |
| Vanderbilt | 0-3 | .000 | 4-5 | .444 |
| Auburn | 0-4 | .000 | 6-6 | .500 |

SATURDAY, JANUARY 9

Mississippi State 84, Vanderbilt 81

No. 9 Tennessee 68, Texas A&M 54

Alabama 94, Auburn 90

Arkansas 99, Georgia 69

Kentucky 76, Florida 58

LSU 75, Ole Miss 61

TUESDAY, JANUARY 12

Ole Miss at Florida [SECN] 6 p.m.

Alabama at Kentucky [ESPN] 8 p.m.

WEDNESDAY, JANUARY 13

Auburn at Georgia [SECN] 6 p.m.

Arkansas at LSU [ESPN2] 6 p.m.

Texas A&M at Mississippi State [SECN] 8 p.m.

SATURDAY, JANUARY 16

Georgia at Ole Miss [ESPN2] 11 a.m.

No. 17 Missouri at Texas A&M [SECN] 12 p.m.

Kentucky at Auburn [ESPN] 1 p.m.

Arkansas at Alabama [SECN] 2:30 p.m.

Florida at Mississippi State [ESPN2] 3 p.m.

Vanderbilt at No. 10 Tennessee [SECN] 5 p.m.

South Carolina at LSU [SECN] 7:30 p.m.

TUESDAY, JANUARY 19

No. 10 Tennessee at Florida [ESPN2/ESPNU] 6 p.m.

South Carolina at No. 17 Missouri [SECN] 6 p.m.

Alabama at LSU [ESPN/ESPN2] 6 p.m.

Ole Miss at Mississippi State [SECN] 8 p.m.

WEDNESDAY, JANUARY 20

Texas A&M at Vanderbilt [ESPNU] 6 p.m.

Kentucky at Georgia [SECN] 6 p.m.

Auburn at Arkansas [SECN] 8 p.m.

SATURDAY, JANUARY 23

Auburn at South Carolina [ESPN/ESPN2] 11 a.m.

Arkansas at Vanderbilt [SECN] 12 p.m.

Florida at Georgia [ESPN/ESPN2] 1 p.m.

Texas A&M at Ole Miss [SECN] 2:30 p.m.

Mississippi State at Alabama [SECN] 5 p.m.

LSU at Kentucky [ESPN] 5 p.m.

No. 17 Missouri at No. 10 Tennessee [SECN] 7:30 p.m.

TUESDAY, JANUARY 26

Mississippi State at No. 10 Tennessee [SECN] 6 p.m.

Kentucky at Alabama [ESPN/ESPN2] 6 p.m.

No. 17 Missouri at Auburn [ESPN2] 8 p.m.

LSU at Texas A&M [SECN] 8 p.m.

WEDNESDAY, JANUARY 27

Vanderbilt at Florida [SECN] 5:30 p.m.

Ole Miss at Arkansas [SECN] 7:30 p.m.

Georgia at South Carolina [ESPNU] 8 p.m.

[ESPN/ESPN2/ESPNU/SECN] - ESPN Family • Watch ESPN App
[CBS] - CBS • [CBS-SN] - CBS College Sports Network • Cable Channel

NET RANKING • 2020-21

81 • 01/12/2021

NET WIN AVG • 190

STRENGTH OF SCHEDULE • 143

Record vs. NET 1-25

Home

Away

Neutral

Record vs. NET 26-50

Home

Away

Neutral

Record vs. NET 51-100

Home

Away

Neutral

Record vs. NET 101-200

Home

Away

Neutral

Record vs. NET 201 +

Home

Away

Neutral

OPPONENT NET

NON-CONFERENCE

Clemson [N]

Liberty [N]

Texas State [H]

North Texas [H]

Jackson State [H]

Dayton [N]

Central Arkansas [H]

Mississippi Valley State [H]

Iowa State [H]

NET LOSS AVG • 72

NON-CONFERENCE SOS • 74

Record vs. NET 1-25

Home

Away

Neutral

Record vs. NET 26-50

Home

Away

Neutral

Record vs. NET 51-100

Home

Away

Neutral

Record vs. NET 101-200

Home

Away

Neutral

Record vs. NET 201 +

Home

Away

Neutral

OPPONENT NET

NON-CONFERENCE

Clemson [N]

Liberty [N]

Texas State [H]

North Texas [H]

Jackson State [H]

Dayton [N]

Central Arkansas [H]

Mississippi Valley State [H]

Iowa State [H]

MISSISSIPPI STATE • 2020-21 SEC RANKINGS & LEADERS • AS OF 01/12

CATEGORY

Points

OPP Points

Scoring Margin

FG Percentage

OPP FG Percentage

3-PT Percentage

OPP 3-PT Percentage

3-PT FG Made

FT Percentage

Rebounds

OPP Rebounds

Rebounding Margin

Offensive Rebounds

Offensive Rebounds Percentage

Defensive Rebounds

Defensive Rebounds Percentage

Assists

Assist/Turnover Ratio

Turnover Margin

Steals

Blocks

ABDUL ADO

CATEGORY

Blocks

Offensive Rebounds

Rebounds

Defensive Rebounds

Minutes

AVG

75.2 • 79.5

66.9 • 73.8

+8.3 • +5.8

46.8 • 47.5

40.3 • 41.9

38.9 • 43.6

36.4 • 41.2

6.2 • 6.0

63.2 • 73.3

40.4 • 39.8

31.0 • 35.3

+9.4 • +4.5

13.3 • 11.3

37.9 • 32.1

27.1 • 28.5

74.7 • 71.3

13.0 • 13.0

1.0 • 1.0

-0.8 • +0.0

6.2 • 7.8

4.6 • 5.5

ALL • SEC

8th • 4th

4th • 9th

5th • 7th

3rd • 1st

5th • 6th

1st • 2nd

13th • 12th

10th • 11th

13th • 7th

4th • 3rd

T-1st • T-5th

1st • 2nd

5th • 8th

1st • 5th

5th • 2nd

4th • 4th

T-10th • T-7th

7th • 6th

11th • 7th

12th • T-6th

6th • 3rd

QUADRANT 1 • H (1-30) • N (1-50) • A (1-75)

Overall: 1-1 • Home: 1-0 • Away: 0-0 • Neutral: 0-1

Remaining Quad 1 Games: 7 (2 Home, 5 Away)

QUADRANT 2 • H (31-75) • N (51-100) • A (76-135)

Overall: 1-1 • Home: 0-0 • Away: 1-0 • Neutral: 0-1

Remaining Quad 2 Games: 5 (3 Home, 2 Away)

QUADRANT 3 • H (76-160) • N (101-200) • A (136-240)

Overall: 2-2 • Home: 1-1 • Away: 1-0 • Neutral: 0-1

Remaining Quad 3 Games: 1 (1 Home)

QUADRANT 4 • H (161+) • N (201+) • A (241+)

Overall: 4-0 • Home: 4-0 • Away: 0-0 • Neutral: 0-0

Remaining Quad 4 Games: 2 (2 Home, 0 Away)

ADDITIONAL METRICS • 01/12/2021

ESPN.com BPI • ESPN Strength of Record 49 • 89

KenPom.com • Jeff Sagarin 66 • 76

OPPONENT NET

| SEC | RANK | SCORE |
|--------------------|------|------------------|
| Georgia [A] | 87 | W • 83-73 |
| Kentucky [H] | 88 | L • 78-73 • 2 OT |
| Missouri [H] | 25 | W • 78-63 |
| Vanderbilt [A] | 172 | W • 84-81 |
| Texas A&M [H] | 124 | |
| Florida [H] | 55 | |
| Ole Miss [H] | 65 | |
| Alabama [A] | 29 | |
| Tennessee [A] | 3 | |
| Arkansas [A] | 21 | |
| South Carolina [A] | 75 | |
| LSU [H] | 22 | |
| Vanderbilt [H] | 177 | |
| Auburn [A] | 93 | |
| Ole Miss [A] | 66 | |
| South Carolina [H] | 75 | |
| Alabama [H] | 29 | |
| Texas A&M [A] | 124 | |

IVERSON MOLINAR

| CATEGORY | AVG | ALL • SEC |
|-----------------------|-------------|---------------|
| Points | 19.2 • 21.3 | 3rd • 3rd |
| Field Goal Percentage | 51.2 • 51.6 | 4th • 6th |
| Minutes | 32.9 • 35.4 | 6th • 7th |
| Free Throw Percentage | 78.1 • 83.3 | 11th • T-11th |
| Assist-to-Turnover | 1.4 | 11th • NR |
| Assists | 3.3 • 3.3 | 14th • T-15th |
| Steals | 1.4 | 15th • NR |

D.J. STEWART JR.

| CATEGORY | AVG | ALL • SEC |
|-----------------------|-------------|-------------|
| Minutes | 35.7 • 38.0 | 1st • 2nd |
| Points | 18.6 • 19.3 | 4th • 4th |
| Field Goal Percentage | 47.5 • 45.9 | 6th • 10th |
| Assist-to-Turnover | 1.4 | NR • 7th |
| Assists | 3.3 | NR • T-14th |

TOLU SMITH

| CATEGORY | AVG | ALL • SEC |
|--------------------|-------------|----------------|
| Offensive Rebounds | 3.8 • 3.3 | 1st • T-3rd |
| Rebounds | 8.8 • 8.8 | 1st • 2nd |
| Defensive Rebounds | 5.0 • 5.5 | 6th • 4th |
| Blocks | 1.1 • 1.5 | T-12th • T-7th |
| Minutes | 31.0 • 33.4 | 12th • 13th |
| Points | 13.2 | 18th • NR |

JALEN JOHNSON

| CATEGORY | AVG | ALL • SEC |
|------------------------|------|------------|
| Three-Point Percentage | 50.0 | NR • T-3rd |

ASSOCIATED PRESS TOP 25 • WEEK 8 • 01/11/2021

| RANK | TEAM | RECORD | PTS | PR |
|------|---------------------|------------|-------------|-------------|
| 1 | Gonzaga (63) | 12-0 | 1599 | 1 |
| 2 | Baylor (1) | 11-0 | 1536 | 2 |
| 3 | Villanova | 8-1 | 1436 | 3 |
| 4 | Texas | 10-1 | 1422 | 4 |
| 5 | Iowa | 11-2 | 1322 | 5 |
| 6 | Kansas | 10-2 | 1220 | 6 |
| 7 | Michigan | 10-0 | 1161 | 10 |
| 8 | Creighton | 10-2 | 1151 | 7 |
| 9 | Wisconsin | 10-2 | 1110 | 8 |
| 10 | Tennessee | 9-1 | 1093 | 9 |
| 11 | Houston | 10-1 | 993 | 11 |
| 12 | Clemson | 9-1 | 747 | T-19 |
| 13 | West Virginia | 9-4 | 701 | 14 |
| 14 | Illinois | 9-4 | 694 | 12 |
| 15 | Texas Tech | 10-3 | 689 | 18 |
| 16 | Louisville | 8-1 | 464 | RV |
| 17 | Missouri | 7-2 | 436 | 13 |
| 18 | Virginia | 7-2 | 403 | 22 |
| 19 | Duke | 5-2 | 397 | 21 |
| 20 | Virginia Tech | 9-2 | 286 | T-19 |
| 21 | Ohio State | 9-3 | 280 | RV |
| 22 | Oregon | 9-2 | 264 | 17 |
| 23 | Minnesota | 10-4 | 233 | 16 |
| 24 | Saint Louis | 7-1 | 220 | T-23 |
| 25 | Connecticut • UConn | 6-1 | 181 | RV |

RECEIVING VOTES

Alabama 173, UCLA 137, Colorado 96, Florida State 74, Southern Cal • USC 48, Rutgers 46, Drake 42, Michigan State 34, Oklahoma State 28, **Arkansas 24**, San Diego State 10, Boise State 8, Xavier • Ohio 7, **LSU 7**, **Florida 7**, Northwestern 6, Tulsa 5, North Carolina State 5, Winthrop 2, Indiana 2, Belmont 1.

DROPPED FROM RANKINGS

No. 15 Rutgers • No. 23 Michigan State • No. 25 Florida State

THE VOTERS

NR • Bob Ballou • KEYE-TV • Austin
 NR • Chris Basnett • Lincoln Journal Star
 NR • Mark Berman • Roanoke Times
 NR • Sam Blum • Dallas Morning News
 NR • Dave Borges • New Haven Register
 NR • Jeff Borzello • ESPN
 NR • Rick Bozich • WDRB-TV • Louisville
 NR • Kevin Brockway • Gainesville Sun
 NR • Lauren Brownlow • WRAL-TV • Durham
 NR • Joe Buettner • Norman Transcript
 NR • Jeff Call • Salt Lake City Deseret News
 NR • Jerry Carino • Gannett • New Jersey
 NR • David Cloninger • The State Columbia
 NR • Clayton Collier • WATN-TV • Memphis
 NR • James Crepea • The Oregonian
 NR • Seth Davis • CBS/Sports Illustrated
 NR • Luke DeCock • Raleigh News & Observer
 NR • Donna Ditota • Syracuse Post-Standard
 NR • Doug Doughty • Roanoke Times
 NR • Jack Ebling • WSYM-TV • Lansing
 NR • Wayne Epps • Richmond Times
 NR • John Feinstein • National Public Radio • Washington DC
 NR • Marcus Fuller • St. Paul Pioneer Press
 NR • Geoff Grammer • Albuquerque Journal
 NR • Adam Grosbard • Orange County Register
 NR • Jordan Hansen • Missoulian • Montana
 NR • Steve Hewitt • Boston Herald
 NR • Brian Holland • WVLA-TV • Baton Rouge
 NR • Bob Holt • Arkansas Democrat-Gazette
 NR • Donald Hunt • Philadelphia Tribune
 NR • Cecil Hurt • Tuscaloosa News
 NR • David Jablonski • Dayton Daily News
 NR • Justin Jackson • Morgantown Dominion Post
 NR • Ethan Joyce • Winston-Salem Journal
 NR • Joe Juliano • Philadelphia Inquirer

THE VOTERS

NR • Lauren Kirschman • Seattle News Tribune
 NR • Paul Klee • Denver Gazette
 NR • Zach Klein • WSB-TV • Atlanta
 NR • Chad Leistikow • Des Moines Register
 NR • Dave Matter • St. Louis Post-Dispatch
 NR • Brian McInnis • Honolulu Star-Advertiser
 NR • Kevin McNamara • Providence Journal
 NR • Stephen Means • Cleveland.com
 NR • Craig Meyer • Pittsburgh Post-Gazette
 NR • Sheldon Mickles • Baton Rouge Advocate
 NR • Chris Murray • Reno Gazette Journal
 NR • Matt Murschel • Orlando Sentinel
 NR • Jesse Newell • Kansas City Star
 NR • Bruce Pascoe • Arizona Daily Star
 NR • Dave Preston • WTOP-FM • Washington DC
 NR • Troy Provost-Heron • Knoxville Daily Times
 NR • Jeff Rabjohns • 247Sports • Indianapolis
 NR • B.J. Rains • Idaho Press-Tribune
 NR • Scott Richey • Champaign News-Gazette
 NR • Jon Rothstein • CBS & Sports Illustrated
 NR • Shannon Ryan • Chicago Tribune
 NR • Ben Steele • Milwaukee Journal Sentinel
 NR • Nick Suss • Jackson Clarion Ledger
 NR • Edgar Thompson • Orlando Sentinel
 NR • Dick Vitale • ESPN
 NR • Josh Vitale • Montgomery Advertiser
 NR • Ken Weinman • WJZ-FM • Baltimore
 NR • John Werner • Waco Tribune-Herald
 NR • Jon Wilner • San Jose Mercury News
 NR • Scott Wolf • Los Angeles Daily News

TRACKING THE BULLDOGS • ASSOCIATED PRESS TOP 25 POLL

| WEEK | DATE | RANK | POINTS |
|-------|-------|------|--------|
| PRE | 11/09 | - | 0 |
| 2 | 11/30 | - | 0 |
| 3 | 12/07 | - | 0 |
| 4 | 12/14 | - | 0 |
| 5 | 12/21 | - | 0 |
| 6 | 12/28 | - | 0 |
| 7 | 01/04 | - | 0 |
| 8 | 01/11 | | |
| 9 | 01/18 | | |
| 10 | 01/25 | | |
| 11 | 02/01 | | |
| 12 | 02/08 | | |
| 13 | 02/15 | | |
| 14 | 02/22 | | |
| 15 | 03/01 | | |
| 16 | 03/08 | | |
| FINAL | 03/15 | | |

TRACKING THE BULLDOGS • USA TODAY COACHES TOP 25 POLL

| WEEK | DATE | RANK | POINTS |
|-------|-------|---------|--------|
| PRE | 11/12 | - | 0 |
| 2 | 11/30 | No Poll | |
| 3 | 12/07 | - | 0 |
| 4 | 12/14 | - | 0 |
| 5 | 12/21 | - | 0 |
| 6 | 12/28 | - | 0 |
| 7 | 01/04 | - | 0 |
| 8 | 01/11 | | |
| 9 | 01/18 | | |
| 10 | 01/25 | | |
| 11 | 02/01 | | |
| 12 | 02/08 | | |
| 13 | 02/15 | | |
| 14 | 02/22 | | |
| 15 | 03/01 | | |
| 16 | 03/08 | | |
| 17 | 03/15 | | |
| FINAL | 04/06 | | |

USA TODAY/COACHES TOP 25 • WEEK 8 • 01/11/2021

| RANK | TEAM | RECORD | PTS | PR |
|------|------------------|------------|------------|-----------|
| 1 | Gonzaga (29) | 12-0 | 797 | 1 |
| 2 | Baylor (3) | 11-0 | 771 | 2 |
| 3 | Villanova | 8-1 | 722 | 3 |
| 4 | Texas | 10-1 | 703 | 4 |
| 5 | Michigan | 10-0 | 599 | 9 |
| 6 | Creighton | 10-2 | 597 | 5 |
| 7 | Kansas | 10-1 | 587 | 6 |
| 8 | Iowa | 11-2 | 586 | 7 |
| 9 | Wisconsin | 10-2 | 555 | 10 |
| 10 | Tennessee | 9-1 | 535 | 8 |
| 11 | Houston | 10-1 | 496 | 11 |
| 12 | Clemson | 9-1 | 374 | 18 |
| 13 | Illinois | 9-4 | 347 | 12 |
| 14 | West Virginia | 9-4 | 272 | 16 |
| 15 | Texas Tech | 10-3 | 255 | 19 |
| 16 | Missouri | 7-2 | 243 | 13 |
| 17 | Oregon | 9-2 | 205 | 15 |
| 18 | Louisville | 8-1 | 192 | 25 |
| 19 | Minnesota | 10-4 | 166 | 17 |
| 20 | Virginia Tech | 9-2 | 162 | 20 |
| 21 | UCLA | 9-2 | 148 | RV |
| 22 | Virginia | 7-2 | 147 | 21 |
| 23 | Duke | 5-2 | 124 | 24 |
| 24 | Alabama | 9-3 | 114 | RV |
| | Saint Louis | 7-1 | 114 | 23 |

RECEIVING VOTES

Ohio State 112, Connecticut • UConn 91, Rutgers 68, Florida State 67, Southern Cal • USC 44, Colorado 37, Xavier • Ohio 31, Drake 29, Boise State 29, San Diego State 22, Stanford 18, Oklahoma State 16, Michigan State 13, **Arkansas 8**, Richmond 2, Seton Hall 1.

DROPPED FROM RANKINGS

No. 14 Rutgers • No. 22 Florida State

THE VOTERS

Randy Bennett • Saint Mary's
 Jim Boeheim • Syracuse
 Glenn Braica • St. Francis Brooklyn
 Scott Drew • Baylor
 Matt Driscoll • North Florida
 Baker Dunleavy • Quinnipiac
 John Gallagher • Hartford
 Michael Huger • Bowling Green
 Ron Hunter • Tulane
 George Ivory • Arkansas-Pine Bluff
 Ben Jacobson • Northern Iowa
 Chris Jans • New Mexico State
 Rob Jeter • Western Illinois
 James Jones • Yale
 Greg Kampe • Oakland
 Shantay Legans • Eastern Washington
 Grant McCasland • North Texas
 Mike McConathy • Northwestern State
 Robert McCullum • Florida A&M
 Greg McDermott • Creighton
 Matt McMahon • Murray State
 Wes Miller • UNC Greensboro
 Dan Monson • Long Beach State
 Chris Mooney • Richmond
 Nate Oats • Alabama
 T.J. Otzelberger • UNLV
 Matt Painter • Purdue
 Brett Reed • Lehigh
 Tubby Smith • High Point
 Zach Spiker • Drexel
 Wayne Tinkle • Oregon State
 Darrell Walker • Arkansas State

MISSISSIPPI STATE RECORD BREAKDOWN

| | OVR | SEC | BH |
|------------------------------------------|-----|-----|-------|
| At Home | 6-1 | 1-1 | 73-20 |
| On Road | 2-0 | 2-0 | 19-36 |
| At Neutral Sites | 0-3 | 0-0 | 14-15 |
| Day Games | 1-1 | 1-0 | 32-23 |
| Night Games (At/After 5 p.m. local time) | 7-3 | 2-1 | 74-48 |
| Overtime Games | 0-2 | 0-1 | 1-7 |
| Games Decided by 10 Pts or Less | 3-2 | 2-1 | 46-46 |
| Games Decided by 5 Pts or Less | 1-2 | 1-1 | 21-27 |
| Games Following a Loss | 3-1 | 1-0 | 44-28 |
| Games Following a Win | 5-3 | 1-1 | 62-44 |
| In November | 1-2 | 0-0 | 26-9 |
| In December | 5-1 | 1-0 | 29-7 |
| In January | 2-1 | 2-1 | 19-25 |
| In February | 0-0 | 0-0 | 22-19 |
| In March | 0-0 | 0-0 | 10-11 |

| SCORING | OVR | SEC | BH |
|---------------------------------------|-----|-----|-------|
| Mississippi State Leads at Halftime | 7-3 | 2-1 | 80-12 |
| Mississippi State Trails at Halftime | 1-1 | 1-0 | 21-58 |
| Tied at Halftime | 0-0 | 0-0 | 5-1 |
| Mississippi State Scores Less Than 60 | 0-1 | 0-0 | 1-18 |
| Mississippi State Scores 60-69 | 2-0 | 0-0 | 23-20 |
| Mississippi State Scores 70-79 | 1-2 | 1-1 | 35-24 |
| Mississippi State Scores 80-89 | 5-1 | 2-0 | 31-8 |
| Mississippi State Scores 90+ | 0-0 | 0-0 | 16-1 |
| Opponent Scores Less Than 60 | 3-1 | 0-0 | 39-3 |
| Opponent Scores 60-69 | 3-0 | 1-0 | 33-12 |
| Opponent Scores 70-79 | 1-1 | 1-1 | 26-21 |
| Opponent Scores 80-89 | 1-2 | 1-0 | 8-29 |
| Opponent Scores 90+ | 0-0 | 0-0 | 0-6 |

| REBOUNDING | OVR | SEC | BH |
|-----------------------------------------|-----|-----|-------|
| Mississippi State Out-Rebounds Opponent | 8-3 | 3-0 | 76-29 |
| Opponent Out-Rebounds Mississippi State | 0-1 | 0-1 | 24-42 |
| Equal Rebounds | 0-0 | 0-0 | 6-0 |
| Mississippi State Has 40+ | 5-2 | 1-1 | 38-16 |
| Mississippi State Has Fewer Than 40 | 3-2 | 1-0 | 68-55 |

| FIELD GOALS | OVR | SEC | BH |
|------------------------------------------|-----|-----|--------|
| Mississippi State Has Higher FG% | 8-1 | 3-0 | 92-19 |
| Mississippi State Has Lower FG% | 0-3 | 0-1 | 13-51 |
| Equal Field Goal Percentage | 0-0 | 0-0 | 1-1 |
| Mississippi State Shoots Higher Than 40% | 8-2 | 3-0 | 101-38 |
| Mississippi State Shoots Lower Than 40% | 0-2 | 0-1 | 5-33 |
| Opponent Shoots Higher Than 40% | 2-3 | 2-1 | 56-60 |
| Opponent Shoots Lower Than 40% | 6-1 | 1-0 | 50-11 |
| Mississippi State Shoots Higher Than 50% | 2-1 | 1-0 | 54-7 |
| Opponent Shoots Higher Than 50% | 0-2 | 0-0 | 8-21 |

| FREE THROWS | OVR | SEC | BH |
|----------------------------------------|-----|-----|-------|
| Mississippi State Attempts More FTs | 6-3 | 2-1 | 74-18 |
| Mississippi State Attempts Fewer FTs | 1-1 | 0-0 | 28-53 |
| Equal Free Throw Attempts | 1-0 | 1-0 | 4-0 |
| Mississippi State Makes More FTs | 6-2 | 3-1 | 70-17 |
| Mississippi State Makes Fewer FTs | 1-2 | 0-0 | 33-52 |
| Equal Free Throw Makes | 1-0 | 0-0 | 3-2 |
| Mississippi State Makes 15 or more FTs | 4-2 | 2-1 | 52-21 |
| Mississippi State Makes 20 or more FTs | 1-0 | 0-0 | 18-3 |
| Mississippi State Makes 25 or more FTs | 0-0 | 0-0 | 8-1 |

O - OVERALL SEC - SEC BH - BEN HOWLAND ERA

ALL GAMES

| SCORE BY PERIOD | 1 | 2 | OT | OT2 | TOTAL |
|-------------------|-----|-----|----|-----|-------|
| Mississippi State | 402 | 470 | 15 | 15 | 902 |
| Opponents | 356 | 409 | 15 | 23 | 803 |

SEC GAMES

| SCORE BY PERIOD | 1 | 2 | OT | OT2 | TOTAL |
|-------------------|-----|-----|----|-----|-------|
| Mississippi State | 139 | 167 | 7 | 5 | 318 |
| Opponents | 131 | 147 | 7 | 10 | 295 |

MISSISSIPPI STATE PERFORMANCE LIST

| DOUBLE-FIGURE SCORING | 20-21 | CAREER |
|-----------------------|----------|-----------|
| D.J. Stewart Jr. | 12 • 8-4 | 26 • 19-7 |
| Abdul Ado | 1 • 0-1 | 20 • 12-8 |
| Iverson Molinar | 9 • 7-2 | 14 • 12-2 |
| Tolu Smith | 10 • 7-3 | 10 • 7-3 |
| Jalen Johnson | 6 • 5-1 | 6 • 5-1 |
| Deivon Smith | 2 • 1-1 | 2 • 1-1 |
| Javian Davis | 1 • 1-0 | 1 • 1-0 |
| Quinten Post | 1 • 1-0 | 1 • 1-0 |

| DOUBLE-FIGURE REBOUNDING | 20-21 | CAREER |
|--------------------------|---------|----------|
| Abdul Ado | - | 11 • 5-6 |
| Tolu Smith | 5 • 3-2 | 5 • 3-2 |

| DOUBLE-DOUBLES | 20-21 | CAREER |
|----------------|---------|---------|
| Abdul Ado | - | 5 • 2-3 |
| Tolu Smith | 4 • 3-1 | 4 • 3-1 |

| 30+ SCORING | 20-21 | CAREER |
|------------------|---------|---------|
| D.J. Stewart Jr. | 1 • 0-1 | 1 • 0-1 |

| 20+ SCORING | 20-21 | CAREER |
|------------------|---------|---------|
| Iverson Molinar | 5 • 4-1 | 6 • 5-1 |
| D.J. Stewart Jr. | 4 • 2-2 | 5 • 3-2 |
| Tolu Smith | 1 • 0-1 | 1 • 0-1 |

| 5+ ASSISTS | 20-21 | CAREER |
|------------------|---------|---------|
| Iverson Molinar | 3 • 1-2 | 5 • 3-2 |
| D.J. Stewart Jr. | 1 • 1-0 | 2 • 1-1 |
| Cameron Matthews | 1 • 1-0 | 1 • 1-0 |

| 5+ BLOCKS | 20-21 | CAREER |
|-----------|---------|---------|
| Abdul Ado | 1 • 1-0 | 6 • 5-1 |

| 5+ STEALS | 20-21 | CAREER |
|-----------|-------|--------|
|-----------|-------|--------|

MISSISSIPPI STATE RECORD BY STARTING LINEUP

| | |
|-------------------------------------------------------|-----|
| 1. Molinar • Stewart Jr. • Johnson • T. Smith • Ado | 5-1 |
| 2. Molinar • Stewart Jr. • Matthews • T. Smith • Ado | 2-1 |
| 3. D. Smith • Stewart Jr. • Matthews • T. Smith • Ado | 1-2 |

| GAMES AS LEADING SCORER | 20-21 | CAREER |
|-------------------------|---------|---------|
| D.J. Stewart Jr. | 8 • 4-4 | 9 • 5-4 |
| Iverson Molinar | 4 • 4-0 | 5 • 5-0 |
| Abdul Ado | - | 2 • 2-0 |
| Tolu Smith | 2 • 0-2 | 2 • 0-2 |

• Stewart Jr. and T. Smith each had 12 PTS vs. Clemson • Stewart Jr. and T. Smith 20 PTS vs. Liberty

| GAMES AS LEADING REBOUNDER | 20-21 | CAREER |
|----------------------------|---------|-----------|
| Abdul Ado | 4 • 3-1 | 26 • 18-8 |
| Tolu Smith | 9 • 5-4 | 9 • 5-4 |
| Javian Davis | 2 • 1-1 | 2 • 1-1 |
| Iverson Molinar | 1 • 1-0 | 1 • 1-0 |
| D.J. Stewart Jr. | - | 1 • 0-1 |

• Ado, Davis and Tolu Smith each had 7 REB vs. Dayton • Ado, Molinar and Tolu Smith each had 8 REB at Vanderbilt

LARGEST LEADS • DEFICITS • RUNS

| | MSU LEAD | OPP LEAD | LARGEST MSU RUN |
|--------------------------|----------|----------|-----------------|
| vs. Clemson | 7 | 16 | 7-0 • 2x |
| vs. Liberty | 4 | 13 | 7-0 |
| Texas State | 23 | 5 | 8-0 |
| North Texas | 13 | - | 11-0 |
| Jackson State | 30 | 5 | 16-0 |
| vs. Dayton | 8 | 6 | 7-0 |
| Central Arkansas | 19 | - | 8-0 |
| Mississippi Valley State | 39 | 2 | 11-0 |
| at Georgia | 20 | - | 10-0 |
| Kentucky | 9 | 8 | 8-0 |
| No. 13 Missouri | 15 | 14 | 15-0 |
| at Vanderbilt | 11 | 7 | 8-0 |

GAME-BY-GAME COMPARISON • MISSISSIPPI STATE/OPPONENT

| DATE • OPPONENT | 1ST | 2ND • OT | SCORE • MARGIN | FGM-FGA | FG PCT | 3PT | FT | REB • MARGIN | ASST | TO | BLK | STL | FOULS |
|----------------------------------|-------|---------------|-------------------|---------------|-------------|--------------|---------------|--------------|-------|-------|------|-------|-------|
| 11/25 • vs. Clemson | 19-26 | 23-27 | 53-42 • -11 | 15-50 • 19-54 | 30.0 • 35.2 | 4-13 • 5-25 | 8-27 • 10-15 | 42-37 • +5 | 6/13 | 19/14 | 2/2 | 7/5 | 20/21 |
| 11/26 • vs. Liberty | 41-40 | 32-44 | 84-73 • -11 | 27-47 • 28-53 | 57.4 • 52.8 | 4-10 • 19-39 | 15-19 • 9-14 | 29-19 • +10 | 17/22 | 13/7 | 4/3 | 3/3 | 16/17 |
| 11/30 • Texas State | 26-24 | 42-27 | 68-51 • +17 | 25-58 • 17-53 | 43.1 • 32.1 | 9-23 • 4-15 | 9-12 • 13-18 | 46-27 • +19 | 17/7 | 15/7 | 7/2 | 2/6 | 20/14 |
| 12/04 • North Texas | 29-20 | 40-43 | 69-63 • +6 | 26-54 • 20-56 | 48.1 • 35.7 | 1-10 • 7-23 | 16-22 • 16-20 | 38-34 • +4 | 6/11 | 10/9 | 7/0 | 4/2 | 21/18 |
| 12/08 • Jackson State | 34-30 | 48-29 | 82-59 • +23 | 27-61 • 19-52 | 44.3 • 36.5 | 8-18 • 10-24 | 20-33 • 11-14 | 50-25 • +25 | 15/12 | 14/18 | 4/3 | 6/6 | 15/27 |
| 12/12 • vs. Dayton | 33-25 | 31-39 • 18-21 | 85-82 • 2 OT • -3 | 34-75 • 29-55 | 45.3 • 52.7 | 5-17 • 8-22 | 9-22 • 19-26 | 33-32 • +1 | 13/18 | 14/17 | 2/4 | 8/5 | 21/16 |
| 12/16 • Central Arkansas | 39-35 | 42-30 | 81-65 • +16 | 29-61 • 24-61 | 47.5 • 39.3 | 10-21 • 7-18 | 13-19 • 10-12 | 41-33 • +8 | 11/14 | 11/11 | 5/3 | 4/6 | 13/16 |
| 12/21 • Mississippi Valley State | 42-25 | 45-23 | 87-48 • +39 | 33-59 • 17-55 | 55.9 • 30.9 | 9-23 • 10-39 | 12-22 • 4-5 | 47-24 • +23 | 19/11 | 13/16 | 2/1 | 9/5 | 13/19 |
| 12/30 • at Georgia [SEC] | 41-27 | 42-46 | 83-73 • +10 | 29-66 • 26-65 | 43.9 • 40.0 | 12-27 • 9-25 | 13-18 • 12-18 | 42-41 • +1 | 16/16 | 12/15 | 7/2 | 8/4 | 17/17 |
| 01/02 • Kentucky [SEC] | 35-30 | 26-31 • 12-17 | 78-73 • -5 | 26-69 • 32-77 | 37.7 • 41.6 | 5-15 • 11-21 | 16-23 • 3-8 | 48-46 • -2 | 17/18 | 16/18 | 7/10 | 10/10 | 14/17 |
| 01/05 • No. 13 Missouri [SEC] | 27-39 | 51-24 | 78-63 • +15 | 28-54 • 26-58 | 51.9 • 44.8 | 3-6 • 5-18 | 19-21 • 6-6 | 37-22 • +15 | 11/15 | 11/8 | 5/3 | 6/6 | 10/19 |
| 01/09 • at Vanderbilt [SEC] | 36-35 | 48-46 | 84-81 • +3 | 31-51 • 25-60 | 60.8 • 41.7 | 4-7 • 15-33 | 18-28 • 16-21 | 34-30 • +4 | 9/19 | 12/10 | 3/2 | 7/4 | 19/19 |

BREAKDOWN • LINEUP COMBOS • MARGIN OF VICTORY • FG PERCENTAGE • LEADING/TRAILING/TIED AT HALFTIME

LINEUP COMBINATIONS

| GAMES | RECORD | STARTING FIVE (G-G-G-F-F) | GAMES | RECORD | STARTING FIVE (G-G-G-F-F) |
|-------|--------|----------------------------------------------------|-------|--------|---------------------------------------------------|
| 1-3 | 1-2 | D. Smith • Stewart Jr. • Matthews • T. Smith • Ado | 4-6 | 2-1 | Molinar • Stewart Jr. • Matthews • T. Smith • Ado |
| 7-12 | 5-1 | Molinar • Stewart Jr. • Johnson • T. Smith • Ado | | | |

WINS • 8

+17 (TXST) • +6 (UNT) • +23 (JSU) • +16 (UCA) • +39 (MVST) • +10 (at UGA) • +15 (#13 MIZZOU) • +3 (at VANDY)

LOSSES • 4

-11 (2x • vs. Clem • vs. LIB) • -3 (vs. DAY) • -5 (UK) •

MISSISSIPPI STATE FROM THE FIELD

30-39% FG: vs. CLEM (30.0) • UK (37.7) •
 40-49% FG: TXST (43.1) • UNT (48.1) • JSU (44.3) • vs. DAY (45.3) • UCA (47.5) • at UGA (43.9) •
 50-59% FG: vs. LIB (57.4) • MVST (55.9) • #13 MIZZOU (51.9) •
 60% + FG: at VANDY (60.8) •

OPPONENTS FROM THE FIELD

30% - FG:
 30-39% FG: vs. CLEM (35.2) • TXST (32.1) • UNT (35.7) • JSU (36.5) • UCA (39.3) • MVST (30.9) •
 40-49% FG: at UGA (40.0) • UK (41.6) • #13 MIZZOU (44.8) • at VANDY (41.7) •
 50-59% FG: vs. LIB (52.8) • vs. DAY (52.7) •
 60% + FG:

LEADING AT THE BREAK • 10 • 7-3

vs. LIB (+1 • L) • TXST (+2 • W) • UNT (+9 • W) • JSU (+4 • W) • vs. DAY (-3 • L) • UCA (+4 • W) • MVST (+17 • W) • UK (+5 • L) • at VANDY (+1 • W) •

TRAILING AT THE BREAK • 2 • 1-1

vs. CLEM (-7 • L) • #13 MIZZOU (-12 • W) •

TIED AT THE BREAK • 0 • 0-0

SPECIALITY STATISTICS • MISSISSIPPI STATE-OPPONENT

| OPPONENT | POINTS IN THE PAINT | POINTS OFF TURNOVERS | SECOND CHANCE POINTS | FAST BREAK POINTS | BENCH POINTS |
|----------------------------------|---------------------|----------------------|----------------------|-------------------|----------------|
| 11/25 • vs. Clemson | 20-16 | 14-22 | 12-4 | 7-4 | 8-26 |
| 11/26 • vs. Liberty | 42-18 | 8-13 | 8-4 | 12-0 | 7-23 |
| 11/30 • Texas State | 30-18 | 17-14 | 15-6 | 6-12 | 24-18 |
| 12/04 • North Texas | 44-22 | 10-10 | 12-13 | 13-1 | 20-18 |
| 12/08 • Jackson State | 32-12 | 19-19 | 17-0 | 12-10 | 25-16 |
| 12/12 • vs. Dayton | 46-34 | 18-20 | 13-2 | 14-13 | 10-5 |
| 12/16 • Central Arkansas | 32-32 | 11-16 | 19-8 | 15-15 | 19-30 |
| 12/21 • Mississippi Valley State | 38-6 | 19-3 | 17-2 | 28-7 | 27-3 |
| 12/30 • at Georgia [SEC] | 26-30 | 22-9 | 13-5 | 13-9 | 17-21 |
| 01/02 • Kentucky [SEC] | 24-30 | 19-17 | 10-18 | 11-11 | 11-33 |
| 01/05 • No. 13 Missouri [SEC] | 36-38 | 19-15 | 17-4 | 9-14 | 10-11 |
| 01/09 • at Vanderbilt [SEC] | 42-18 | 13-16 | 8-0 | 10-5 | 8-24 |
| TOTALS | 412-274 | 189-174 | 161-66 | 150-101 | 186-228 |

SCORING BREAKDOWN • PERCENTAGE IN PARENTHESES

| OPPONENT | BACK COURT | FRONT COURT | STARTERS | BENCH |
|----------------------------------|-------------------|-------------------|-------------------|-------------------|
| 11/25 • vs. Clemson | 19 • 45.2 | 23 • 54.8 | 34 • 81.0 | 8 • 19.0 |
| 11/26 • vs. Liberty | 37 • 50.7 | 36 • 49.3 | 66 • 90.4 | 7 • 9.6 |
| 11/30 • Texas State | 33 • 48.5 | 35 • 51.5 | 44 • 64.7 | 24 • 35.3 |
| 12/04 • North Texas | 45 • 65.2 | 24 • 34.8 | 49 • 71.0 | 20 • 29.0 |
| 12/08 • Jackson State | 40 • 48.8 | 42 • 51.2 | 57 • 68.5 | 25 • 30.5 |
| 12/12 • vs. Dayton | 54 • 65.9 | 28 • 34.1 | 72 • 87.8 | 10 • 12.2 |
| 12/16 • Central Arkansas | 49 • 60.5 | 32 • 39.5 | 62 • 76.5 | 19 • 23.5 |
| 12/21 • Mississippi Valley State | 54 • 62.1 | 33 • 37.9 | 60 • 69.0 | 27 • 31.0 |
| 12/30 • at Georgia [SEC] | 67 • 80.7 | 16 • 19.3 | 66 • 79.5 | 17 • 20.5 |
| 01/02 • Kentucky [SEC] | 52 • 71.2 | 21 • 28.8 | 62 • 84.9 | 11 • 15.1 |
| 01/05 • No. 13 Missouri [SEC] | 53 • 67.9 | 25 • 32.1 | 68 • 87.2 | 10 • 12.8 |
| 01/09 • at Vanderbilt | 54 • 64.3 | 30 • 35.7 | 76 • 90.5 | 8 • 8.5 |
| TOTALS | 559 • 62.0 | 343 • 38.0 | 716 • 79.4 | 186 • 20.6 |

SERIES HISTORY - MISSISSIPPI STATE VS. TEXAS A&M

OVERALL: TIED • 7-7
LAST 10: TIED • 5-5

H: TIED • 3-2 • A: A&M • 4-1 • N: MSU • 3-1
H: MSU • 3-1 • A: A&M • 4-1 • N: MSU • 1-0

| SEASON • DATE | SCORE | LOCATION |
|----------------------|----------------|-----------------------|
| 1963-64 • 12/20/1963 | L • 58-54 | Houston, TX |
| 1966-67 • 12/07/1966 | W • 62-49 | Hattiesburg, MS |
| 2011-12 • 11/17/2011 | W • 69-60 | New York City |
| 2012-13 • 01/30/2013 | L • 55-49 • OT | Starkville |
| 2013-14 • 01/18/2014 | W • 81-72 • OT | Starkville |
| 2013-14 • 02/05/2014 | L • 72-52 | Bryan-College Station |
| 2014-15 • 01/13/2015 | L • 74-70 | Bryan-College Station |

UNDER BEN HOWLAND

OVERALL: MSU • 4-3

H: MSU • 2-1 • A: A&M • 2-1 • N: MSU • 1-0

| SEASON • DATE | SCORE | LOCATION |
|----------------------|-----------|-----------------------|
| 2015-16 • 01/06/2016 | L • 61-60 | Starkville |
| 2015-16 • 02/24/2016 | L • 68-66 | Bryan-College Station |
| 2016-17 • 01/14/2017 | W • 67-59 | Starkville |
| 2017-18 • 02/20/2018 | W • 93-81 | Bryan-College Station |
| 2018-19 • 03/09/2019 | W • 92-81 | Starkville |
| 2018-19 • 03/14/2019 | W • 80-54 | Nashville, TN |
| 2019-20 • 02/22/2020 | L • 87-75 | Bryan-College Station |
| 2020-21 • 01/13/2021 | | Starkville |
| 2020-21 • 03/03/2021 | | Bryan-College Station |

INSIDE THE TEXAS A&M SERIES

Last MSU win • 80-54 • 03/14/2019

Last A&M win • 87-75 • 02/22/2020

Current streak • A&M • 1

Longest MSU streak • 4 • 01/14/2017-03/14/2019

Longest A&M streak • 4 • 02/05/2014-02/24/2016

Most MSU points • 93 • 02/20/2018

Most A&M points • 87 • 02/22/2020

Largest MSU win • +26 • 80-54 • 03/14/2019

Largest A&M win • +20 • 72-52 • 02/05/2014

AT STARKVILLE • MSU LEADS 3-2

Last MSU win • 92-81 • 03/09/2019

Last A&M win • 61-60 • 01/06/2016

Current streak • MSU • 2

Longest MSU streak • 2 • 01/14/2017-03/09/2019

Longest A&M streak • 1 • 2x • Last: 01/06/2016

Most MSU points • 92 • 03/09/2019

Most A&M points • 81 • 03/09/2019

Largest MSU win • +11 • 92-81 • 03/22/1995

Largest A&M win • +6 • 55-49 • 01/30/2013

AT BRYAN-COLLEGE STATION • A&M LEADS 4-1

Last MSU win • 93-81 • 02/20/2018

Last A&M win • 87-75 • 02/22/2020

Current streak • A&M • 1

Longest MSU streak • 1 • 02/20/2018

Longest A&M streak • 3 • 02/05/2014-02/24/2016

Most MSU points • 93 • 02/20/2018

Most A&M points • 87 • 02/22/2020

Largest MSU win • +12 • 93-81 • 02/20/2018

Largest A&M win • +20 • 72-52 • 02/05/2014

MSU POINTS

| RANK | PTS | SCORE | DATE • LOCATION |
|------|-----|-------|------------------------------------|
| 1 | 93 | 93-81 | 02/20/2018 • Bryan-College Station |
| 2 | 92 | 92-81 | 03/09/2019 • Starkville |
| 3 | 81 | 81-72 | 01/18/2014 • Starkville |
| 4 | 80 | 80-54 | 03/14/2019 • Nashville, TN |
| 5 | 75 | 87-75 | 02/22/2020 • Bryan-College Station |

TEXAS A&M POINTS

| RANK | PTS | SCORE | DATE • LOCATION |
|------|-----|-------|------------------------------------|
| 1 | 87 | 87-75 | 02/22/2020 • Bryan-College Station |
| 2 | 81 | 92-81 | 03/09/2019 • Starkville |
| | 81 | 93-81 | 02/20/2018 • Bryan-College Station |
| 4 | 74 | 74-70 | 01/13/2015 • Bryan-College Station |
| 5 | 72 | 72-52 | 02/05/2014 • Bryan-College Station |
| | 72 | 81-72 | 01/18/2014 • Starkville |

MARGIN OF VICTORY

| RANK | PTS | SCORE | DATE • LOCATION |
|------|-----|-------|------------------------------------|
| 1 | 26 | 80-54 | 03/14/2019 • Nashville, TN |
| 2 | 13 | 62-49 | 12/07/1966 • Hattiesburg, MS |
| 3 | 12 | 93-81 | 02/20/2018 • Bryan-College Station |
| 4 | 11 | 92-81 | 03/09/2019 • Starkville |

MARGIN OF DEFEAT

| RANK | PTS | SCORE | DATE • LOCATION |
|------|-----|-------|------------------------------------|
| 1 | 20 | 72-52 | 02/05/2014 • Bryan-College Station |
| 2 | 12 | 87-75 | 02/22/2020 • Bryan-College Station |
| 3 | 6 | 55-49 | 01/30/2013 • Starkville |
| 4 | 4 | 74-70 | 01/13/2015 • Bryan-College Station |
| | 4 | 58-54 | 12/20/1963 • Houston, TX |

• Tyson Carter and Robert Woodard II pumped in 32 of their combined 37 points during the second half, but Texas A&M's sharp shooting was difficult to overcome as the Aggies defeated Mississippi State, 87-75, at Reed Arena.

The Bulldogs (17-10, 8-6 SEC) had their four-game winning streak over Texas A&M (14-12, 8-6 SEC) snapped.

• Carter fired in 19 points courtesy of a 7-for-12 shooting clip. He connected on a season-high tying five treys and has dialed up double figures in nine of his last 12 appearances.

• Woodard II delivered 16 of his SEC career-high 18 points during the second half and was 7-of-14 from the floor. He added three rebounds and two blocks. The 18-point effort for Woodard II was his highest scoring output since he notched a career-high 21 points versus New Orleans on Nov. 17.

• Reggie Perry nearly compiled his 15 double-double of the season and filled the box score with 14 points, eight rebounds, four assists and three blocks.

• Nick Weatherspoon contributed 11 points and made five of his six shot attempts. He tacked on five assists and four rebounds before he fouled out.

• Abdul Ado chipped in six points, six rebounds and two blocks, while Iverson Molinar garnered five points and a career-best three steals. The Carter-Molinar combination provided 24 of the game's 27 bench points.

• D.J. Stewart Jr. was limited to two points but impacted the game in other ways. He passed out a career-high five assists to go along with four rebounds and two steals.

• For the contest, MSU hit 29-of-60 shots from the field (48.3 percent), 8-of-18 shots from three-point range (44.4 percent) and 9-of-10 shots from the foul line (90.0 percent).

• The Bulldogs had 19 assists and 16 turnovers, while Texas A&M had 18 assists and 11 turnovers.

• Texas A&M made a season-high 31 field goals on 52 shot attempts en route to a season's best 59.6 field goal percentage. The Aggies also tallied season-highs from the three-point territory and the charity stripe. Texas A&M shot 9-of-17 on triples (52.9 percent) and were 16-of-18 on foul shots (88.9 percent).

• The Aggies starting five did the heavy lifting as all five members recorded double figures and amassed 84 of the team's 87 points. Josh Nebo captured a career-high 21 points on an efficient 8-of-11 shooting.

• Wendell Mitchell delivered all 20 of his points after halftime whereas Quenton Jackson totaled 18 points, and Savion Flagg provided a double-double with 15 points and 10 rebounds.

FROM THE BENCH WITH COACH HOWLAND

"I thought Texas A&M really played well today against us especially when you look at the offense. If you shoot 60 percent, that's [good] for a team that was struggling to score. That's really disappointing defensively for us. They shot 59 percent in the first half and 60 percent in the second half. All five starters were in double figures."

"I thought [Josh] Nebo was terrific tonight. When you look at the second half there, [Wendell] Mitchell comes in and scores 20 in the second half. They're over 50 percent from three. Our turnovers, obviously, hurt us. We had 16 turnovers that led

to 22 points. That's a huge stat. That's really the story of the game. We are very disappointed. I have great respect for Buzz [Williams] and what a great job he does and how this team has developed here at Texas A&M. From the beginning of the year to where they are now, they're a problem for everybody."

MOMENTS THAT MATTERED

• Reggie Perry put the Bulldogs on the scoreboard with a mid-range jumper off glass, but Texas A&M responded with eight consecutive points to take an 8-2 edge with 15:04 remaining.

• Trailing 12-9 with 12:12 to go, Mississippi State ripped off a 9-0 flurry highlighted by back-to-back buckets courtesy of Iverson Molinar off the bench. A Molinar free throw put the Bulldogs ahead 18-12 at the 9:17 mark.

• The Aggies answered with 17 of the next 21 points during the next 6:58 off the clock. Consecutive dunks from Emanuel Miller and Savion Flagg gave Texas A&M a 29-22 advantage with 2:03 left.

• The Aggies took a 36-30 lead into the locker room as Flagg beat the buzzer with a putback layup off an offensive rebound.

• Texas A&M extended the advantage to 41-32 during the opening 83 seconds of the second half.

• The Bulldogs rattled off the next seven points to pull back to 41-39 at the 17:19 mark. Perry got loose for a layup coupled with a Robert Woodard II traditional three-point play and a Nick Weatherspoon steal and one-handed flush.

• Mississippi State stayed within striking distance but could never pull even. The Aggies seized the momentum on a 10-2 spurt over a 2:22 span starting at the 14:43 mark. An Andre Gordon left wing trifecta made it 56-46 with 11:51 to go.

• Texas A&M grabbed its largest lead, 65-51, on a Savion Flagg three-ball with 8:08 left.

• The Bulldogs put together a few final flurries behind Carter and drew back to six points on three occasions.

• Carter nailed triples to bring the scoreboard to 68-62 and 71-65 inside the closing five minutes. However, Mitchell countered with treys of his own, the later turned into a four-point play to push Texas A&M back ahead by double figures.

• A Carter dunk off an outlet pass from Iverson Molinar placed Mississippi State down 81-75 with 1:03 remaining. Quenton Jackson converted on all six of his free throw attempts during the closing 57 seconds to salt away the 12-point decision.

| Official Basketball Box Score - Final | | | | | | | | | | | | | | | |
|---------------------------------------------------------------------|-------------------|---|------------------|-------------------|-------------------|-------------------------|--------|-------|-----|--------|-------|-------|--------|--|----------|
| Mississippi St. vs Texas A&M | | | | | | | | | | | | | | | |
| 02/22/20 Reed Arena, College Station | | | | | | | | | | | | | | | |
| Mississippi St. - 75 • 17-10 (8-6) | | | | | | | | | | | | | | | |
| ## | Player | | Total FG-FGA | 3-Ptr FG-FGA | FT-FTA | Rebounds Off Def Tot | PF | TP | A | TO | Blk | Stl | Min | | |
| 1 | Reggie Perry | F | 4-9 | 1-2 | 5-5 | 4 4 8 | 3 | 14 | 4 | 2 | 3 | 0 | 37:13 | | |
| 24 | Abdul Ado | F | 3-6 | 0-0 | 0-0 | 5 1 6 | 3 | 6 | 0 | 1 | 2 | 1 | 25:09 | | |
| 0 | Nick Weatherspoon | G | 5-6 | 0-0 | 1-1 | 0 4 4 | 5 | 11 | 5 | 5 | 0 | 1 | 31:07 | | |
| 3 | D.J. Stewart Jr. | G | 1-7 | 0-2 | 0-0 | 0 4 4 | 0 | 2 | 5 | 2 | 0 | 2 | 31:21 | | |
| 12 | Robert Woodard II | G | 7-14 | 2-3 | 2-2 | 2 1 3 | 1 | 18 | 1 | 1 | 2 | 0 | 36:01 | | |
| 23 | Tyson Carter | | 7-12 | 5-10 | 0-0 | 0 1 1 | 2 | 19 | 3 | 4 | 0 | 1 | 25:33 | | |
| 5 | Iverson Molinar | | 2-6 | 0-1 | 1-2 | 0 1 1 | 2 | 5 | 1 | 1 | 0 | 3 | 12:31 | | |
| 15 | Prince Oduro | | 0-0 | 0-0 | 0-0 | 0 0 0 | 0 | 0 | 0 | 0 | 0 | 0 | 01:05 | | |
| Team | | | | | | 3 1 4 | | | | | | | | | |
| Totals | | | 29-60 | 8-18 | 9-10 | 14 17 31 | 16 | 75 | 19 | 16 | 7 | 8 | 200:00 | | |
| FG % | | | 1st: 12-26 46.2% | 2nd: 17-34 50.0% | Game: 29-60 48.3% | | | | | | | | | | DeadBall |
| 3PT % | | | 1st: 2-6 33.3% | 2nd: 6-12 50.0% | Game: 8-18 44.4% | | | | | | | | | | Rebounds |
| FT % | | | 1st: 4-5 80.0% | 2nd: 5-5 100.0% | Game: 9-10 90.0% | | | | | | | | | | 1, 0 |
| Texas A&M - 87 • 14-12 (8-6) | | | | | | | | | | | | | | | |
| ## | Player | | Total FG-FGA | 3-Ptr FG-FGA | FT-FTA | Rebounds Off Def Tot | PF | TP | A | TO | Blk | Stl | Min | | |
| 5 | Emanuel Miller | F | 5-10 | 0-0 | 0-2 | 1 2 3 | 2 | 10 | 3 | 0 | 0 | 0 | 33:24 | | |
| 32 | Josh Nebo | F | 8-11 | 0-0 | 5-5 | 0 1 1 | 2 | 21 | 2 | 3 | 2 | 1 | 36:15 | | |
| 1 | Savion Flagg | G | 6-13 | 3-8 | 0-0 | 4 6 10 | 1 | 15 | 2 | 1 | 1 | 0 | 35:33 | | |
| 3 | Quenton Jackson | G | 5-8 | 2-3 | 6-6 | 0 4 4 | 0 | 18 | 3 | 2 | 1 | 4 | 30:49 | | |
| 11 | Wendell Mitchell | G | 6-9 | 3-5 | 5-5 | 0 1 1 | 3 | 20 | 3 | 3 | 0 | 3 | 34:46 | | |
| 0 | Jay Jay Chandler | | 0-0 | 0-0 | 0-0 | 0 1 1 | 3 | 0 | 2 | 0 | 0 | 0 | 12:57 | | |
| 20 | Andre Gordon | | 1-1 | 1-1 | 0-0 | 0 0 0 | 1 | 3 | 2 | 1 | 0 | 0 | 12:31 | | |
| 15 | Jonathan Aku | | 0-0 | 0-0 | 0-0 | 0 0 0 | 3 | 0 | 1 | 1 | 0 | 0 | 03:45 | | |
| Team | | | | | | 0 2 2 | | | | | | | | | |
| Totals | | | 31-52 | 9-17 | 16-18 | 5 17 22 | 15 | 87 | 18 | 11 | 4 | 8 | 200:00 | | |
| FG % | | | 1st: 16-27 59.3% | 2nd: 15-25 60.0% | Game: 31-52 59.6% | | | | | | | | | | DeadBall |
| 3PT % | | | 1st: 2-7 28.6% | 2nd: 7-10 70.0% | Game: 9-17 52.9% | | | | | | | | | | Rebounds |
| FT % | | | 1st: 2-4 50.0% | 2nd: 14-14 100.0% | Game: 16-18 88.9% | | | | | | | | | | 1, 0 |
| Officials: Byron Jarrett, Josue Nieves, R.B. Clyburn | | | | | | | | | | | | | | | |
| Technical fouls: Mississippi St. - N.Weatherspoon, Texas A&M - NONE | | | | | | | | | | | | | | | |
| Attendance: 8122 | | | | | | | | | | | | | | | |
| Score by periods | | | | 1st | 2nd | Total | | | | | | | | | |
| Mississippi St. | | | | 30 | 45 | 75 | | | | | | | | | |
| Texas A&M | | | | 36 | 51 | 87 | | | | | | | | | |
| | | | | | | | In | Off | 2nd | Fast | | | | | |
| | | | | | | | Points | Paint | T/O | Chance | Break | Bench | | | |
| | | | | | | | MSU | 38 | 9 | 10 | 16 | 24 | | | |
| | | | | | | | TAMU | 36 | 22 | 11 | 11 | 3 | | | |
| Last FG - MSU 2nd-1:03, TAMU 2nd - 0:21. | | | | | | | | | | | | | | | |
| Largest lead - MSU by 6 1st - 9:17, TAMU by 14 2nd - 8:08 | | | | | | | | | | | | | | | |
| MSU led for 6:59, TAMU led for 29:54, Game was tied for 03:07 | | | | | | | | | | | | | | | |
| Score tied - 3 times, Lead changed - 3 times. | | | | | | | | | | | | | | | |



2020-21 Mississippi St. Men's Basketball Combined Team Statistics All games

Page 1/1
as of Jan 11, 2021

Game Records

| Record | Overall | Home | Away | Neutral |
|----------------|---------|------|------|---------|
| ALL GAMES | 8-4 | 6-1 | 2-0 | 0-3 |
| CONFERENCE | 3-1 | 1-1 | 2-0 | 0-0 |
| NON-CONFERENCE | 5-3 | 5-0 | 0-0 | 0-3 |

Score by Periods

| Team | 1st | 2nd | OT | TOT |
|-----------------|-----|-----|----|-----|
| Mississippi St. | 402 | 470 | 30 | 902 |
| Opponents | 356 | 409 | 38 | 803 |

Team Box Score

| No. | Player | GP-GS | MIN | AVG | Total | | 3-Point | | F-Throw | | Rebounds | | | | PF | DQ | A | TO | BLK | STL | PTS | AVG |
|------------------|---------------------|-----------|-------------|------|----------------|-------------|----------------|-------------|----------------|-------------|------------|------------|------------|-------------|------------|----------|------------|------------|-----------|-----------|------------|-------------|
| | | | | | FG-FGA | FG% | 3FG-FGA | 3FG% | FT-FTA | FT% | OFF | DEF | TOT | AVG | | | | | | | | |
| 1 | MOLINAR, Iverson | 9-9 | 296:04 | 32.9 | 66-129 | .512 | 16-31 | .516 | 25-32 | .781 | 5 | 35 | 40 | 4.4 | 18 | 0 | 30 | 21 | 2 | 13 | 173 | 19.2 |
| 3 | STEWART JR., D.J. | 12-12 | 428:13 | 35.7 | 84-177 | .475 | 20-46 | .435 | 35-50 | .700 | 6 | 37 | 43 | 3.6 | 16 | 0 | 30 | 32 | 0 | 11 | 223 | 18.6 |
| 35 | SMITH, Tolu | 12-12 | 371:44 | 31.0 | 58-103 | .563 | 0-0 | .000 | 42-70 | .600 | 45 | 61 | 106 | 8.8 | 35 | 1 | 12 | 23 | 13 | 3 | 158 | 13.2 |
| 0 | JOHNSON, Jalen | 12-6 | 264:45 | 22.1 | 28-65 | .431 | 20-46 | .435 | 19-23 | .826 | 5 | 26 | 31 | 2.6 | 9 | 0 | 6 | 6 | 3 | 2 | 95 | 7.9 |
| 24 | ADO, Abdul | 12-12 | 322:22 | 26.9 | 25-50 | .500 | 0-0 | .000 | 17-23 | .739 | 28 | 49 | 77 | 6.4 | 39 | 2 | 10 | 18 | 23 | 10 | 67 | 5.6 |
| 2 | DAVIS, Javian | 10-0 | 185:35 | 18.6 | 14-39 | .359 | 2-14 | .143 | 15-34 | .441 | 23 | 32 | 55 | 5.5 | 26 | 1 | 8 | 13 | 2 | 5 | 45 | 4.5 |
| 5 | SMITH, Deivon | 12-3 | 245:26 | 20.5 | 17-59 | .288 | 6-21 | .286 | 11-15 | .733 | 3 | 38 | 41 | 3.4 | 14 | 0 | 30 | 19 | 3 | 11 | 51 | 4.3 |
| 32 | POST, Quinten | 11-0 | 87:26 | 7.9 | 15-34 | .441 | 4-15 | .267 | 2-4 | .500 | 9 | 9 | 18 | 1.6 | 13 | 0 | 4 | 6 | 4 | 1 | 36 | 3.3 |
| 21 | RUMPH, Justin | 1-0 | 01:19 | 1.3 | 1-1 | 1.000 | 1-1 | 1.000 | 0-0 | .000 | 0 | 1 | 1 | 1.0 | 0 | 0 | 0 | 0 | 0 | 0 | 3 | 3.0 |
| 4 | MATTHEWS, Cameron | 12-6 | 240:25 | 20.0 | 14-29 | .483 | 3-9 | .333 | 2-13 | .154 | 15 | 17 | 32 | 2.7 | 24 | 1 | 20 | 12 | 4 | 15 | 33 | 2.8 |
| 55 | MONTGOMERY, Keondre | 4-0 | 13:14 | 3.3 | 3-7 | .429 | 1-2 | .500 | 0-0 | .000 | 0 | 1 | 1 | 0.3 | 1 | 0 | 3 | 0 | 0 | 0 | 7 | 1.8 |
| 11 | GARCIA, Andersson | 6-0 | 20:47 | 3.5 | 3-7 | .429 | 1-2 | .500 | 0-2 | .000 | 3 | 3 | 6 | 1.0 | 2 | 0 | 1 | 3 | 1 | 2 | 7 | 1.2 |
| 30 | JUNKIN, Andrew | 2-0 | 05:38 | 2.8 | 1-1 | 1.000 | 0-0 | .000 | 0-0 | .000 | 0 | 0 | 0 | 0.0 | 1 | 0 | 0 | 1 | 0 | 0 | 2 | 1.0 |
| 20 | FOUNTAIN, Derek | 3-0 | 07:35 | 2.5 | 1-2 | .500 | 0-1 | .000 | 0-0 | .000 | 1 | 2 | 3 | 1.0 | 0 | 0 | 0 | 0 | 0 | 0 | 2 | 0.7 |
| 25 | STANSBURY, Isaac | 1-0 | 01:19 | 1.3 | 0-0 | .000 | 0-0 | .000 | 0-0 | .000 | 0 | 0 | 0 | 0.0 | 0 | 0 | 1 | 1 | 0 | 1 | 0 | 0.0 |
| 33 | MORRIS, Reggie | 3-0 | 08:08 | 2.7 | 0-2 | .000 | 0-2 | .000 | 0-0 | .000 | 0 | 1 | 1 | 0.3 | 1 | 0 | 1 | 1 | 0 | 0 | 0 | 0.0 |
| Team | | | | | | | | | | | 17 | 13 | 30 | | | | | 4 | | | | |
| Total | | 12 | 2500 | | 330-705 | .468 | 74-190 | .389 | 168-266 | .632 | 160 | 325 | 485 | 40.4 | 199 | 5 | 156 | 160 | 55 | 74 | 902 | 75.2 |
| Opponents | | 12 | 2500 | | 282-699 | .403 | 110-302 | .364 | 129-177 | .729 | 110 | 262 | 372 | 31.0 | 218 | 6 | 176 | 150 | 35 | 62 | 803 | 66.9 |

Team Statistics

| | MSU | OPP |
|------------------------|----------------|----------------|
| Scoring | 902 | 803 |
| Points per game | 75.2 | 66.9 |
| Scoring margin | +8.3 | - |
| Field goals-att | 330-705 | 282-699 |
| Field goal pct | .468 | .403 |
| 3 point fg-att | 74-190 | 110-302 |
| 3-point FG pct | .389 | .364 |
| 3-pt FG made per game | 6.2 | 9.2 |
| Free throws-att | 168-266 | 129-177 |
| Free throw pct | .632 | .729 |
| F-Throws made per game | 14.0 | 10.8 |
| Rebounds | 485 | 372 |
| Rebounds per game | 40.4 | 31.0 |
| Rebounding margin | +9.4 | - |
| Assists | 156 | 176 |
| Assists per game | 13.0 | 14.7 |
| Turnovers | 160 | 150 |
| Turnovers per game | 13.3 | 12.5 |
| Turnover margin | -0.8 | - |
| Assist/turnover ratio | 1.0 | 1.2 |
| Steals | 74 | 62 |
| Steals per game | 6.2 | 5.2 |
| Blocks | 55 | 35 |
| Blocks per game | 4.6 | 2.9 |
| Winning streak | 2 | - |
| Home win streak | 1 | - |
| Attendance | 9430 | 1739 |
| Home games-Avg/Game | 7-1347 | 2-870 |
| Neutral site-Avg/Game | - | 3-0 |

Team Results

| Date | Opponent | | Score | Att. |
|------------|------------------|------|-------|------|
| 11/25/2020 | vs Clemson | L | 42-53 | 0 |
| 11/26/2020 | vs Liberty | L | 73-84 | 0 |
| 11/30/2020 | Texas St. | W | 68-51 | 1664 |
| 12/04/2020 | North Texas | W | 69-63 | 1877 |
| 12/08/2020 | Jackson St. | W | 82-59 | 1889 |
| 12/12/2020 | vs Dayton | Lot2 | 82-85 | 0 |
| 12/16/2020 | Central Ark. | W | 81-65 | 1000 |
| 12/21/2020 | Mississippi Val. | W | 87-48 | 1000 |
| 12/30/2020 | at Georgia | W | 83-73 | 1638 |
| 01/02/2021 | Kentucky | Lot2 | 73-78 | 1000 |
| 01/05/2021 | Missouri | W | 78-63 | 1000 |
| 01/09/2021 | at Vanderbilt | W | 84-81 | 101 |



2020-21 Mississippi St. Men's Basketball Combined Team Statistics In Conference games

Page 1/1
as of Jan 11, 2021

Game Records

| Record | Overall | Home | Away | Neutral |
|----------------|---------|------|------|---------|
| ALL GAMES | 3-1 | 1-1 | 2-0 | 0-0 |
| CONFERENCE | 3-1 | 1-1 | 2-0 | 0-0 |
| NON-CONFERENCE | 0-0 | 0-0 | 0-0 | 0-0 |

Score by Periods

| Team | 1st | 2nd | OT | TOT |
|-----------------|-----|-----|----|-----|
| Mississippi St. | 139 | 167 | 12 | 318 |
| Opponents | 131 | 147 | 17 | 295 |

Team Box Score

| No. | Player | | | | Total | | 3-Point | | F-Throw | | Rebounds | | | | | | | | | | | |
|------------------|-------------------|----------|------------|------|----------------|-------------|--------------|-------------|--------------|-------------|-----------|------------|------------|-------------|-----------|----------|-----------|-----------|-----------|-----------|------------|-------------|
| | | GP-GS | MIN | AVG | FG-FGA | FG% | 3FG-FGA | 3FG% | FT-FTA | FT% | OFF | DEF | TOT | AVG | PF | DQ | A | TO | BLK | STL | PTS | AVG |
| 1 | MOLINAR, Iverson | 4-4 | 141:24 | 35.4 | 32-62 | .516 | 6-10 | .600 | 15-18 | .833 | 1 | 18 | 19 | 4.8 | 8 | 0 | 11 | 13 | 0 | 5 | 85 | 21.3 |
| 3 | STEWART JR., D.J. | 4-4 | 151:59 | 38.0 | 28-61 | .459 | 3-13 | .231 | 18-22 | .818 | 2 | 15 | 17 | 4.3 | 5 | 0 | 13 | 9 | 0 | 6 | 77 | 19.3 |
| 35 | SMITH, Tolu | 4-4 | 133:45 | 33.4 | 17-33 | .515 | 0-0 | .000 | 13-20 | .650 | 13 | 22 | 35 | 8.8 | 11 | 0 | 6 | 9 | 6 | 3 | 47 | 11.8 |
| 0 | JOHNSON, Jalen | 4-4 | 117:04 | 29.3 | 11-24 | .458 | 10-20 | .500 | 7-10 | .700 | 3 | 8 | 11 | 2.8 | 5 | 0 | 2 | 2 | 1 | 1 | 39 | 9.8 |
| 5 | SMITH, Deivon | 4-0 | 72:04 | 18.0 | 9-23 | .391 | 4-6 | .667 | 3-5 | .600 | 0 | 10 | 10 | 2.5 | 5 | 0 | 10 | 3 | 1 | 5 | 25 | 6.3 |
| 24 | ADO, Abdul | 4-4 | 132:39 | 33.2 | 8-18 | .444 | 0-0 | .000 | 8-10 | .800 | 10 | 18 | 28 | 7.0 | 12 | 0 | 5 | 4 | 11 | 5 | 24 | 6.0 |
| 2 | DAVIS, Javian | 2-0 | 35:56 | 18.0 | 3-6 | .500 | 0-1 | .000 | 1-2 | .500 | 4 | 7 | 11 | 5.5 | 4 | 0 | 3 | 3 | 0 | 1 | 7 | 3.5 |
| 4 | MATTHEWS, Cameron | 4-0 | 42:35 | 10.6 | 4-7 | .571 | 0-2 | .000 | 1-3 | .333 | 4 | 5 | 9 | 2.3 | 6 | 0 | 2 | 2 | 1 | 5 | 9 | 2.3 |
| 32 | POST, Quinten | 4-0 | 22:34 | 5.6 | 2-6 | .333 | 1-3 | .333 | 0-0 | .000 | 2 | 4 | 6 | 1.5 | 4 | 0 | 0 | 3 | 2 | 0 | 5 | 1.3 |
| Team | | | | | | | | | | | 6 | 7 | 13 | | | | | 3 | | | | |
| Total | | 4 | 850 | | 114-240 | .475 | 24-55 | .436 | 66-90 | .733 | 45 | 114 | 159 | 39.8 | 60 | 0 | 52 | 51 | 22 | 31 | 318 | 79.5 |
| Opponents | | 4 | 850 | | 109-260 | .419 | 40-97 | .412 | 37-53 | .698 | 46 | 95 | 141 | 35.3 | 70 | 1 | 68 | 51 | 17 | 24 | 295 | 73.8 |

Team Statistics

| | MSU | OPP |
|------------------------|----------------|----------------|
| Scoring | 318 | 295 |
| Points per game | 79.5 | 73.8 |
| Scoring margin | +5.8 | - |
| Field goals-att | 114-240 | 109-260 |
| Field goal pct | .475 | .419 |
| 3 point fg-att | 24-55 | 40-97 |
| 3-point FG pct | .436 | .412 |
| 3-pt FG made per game | 6.0 | 10.0 |
| Free throws-att | 66-90 | 37-53 |
| Free throw pct | .733 | .698 |
| F-Throws made per game | 16.5 | 9.3 |
| Rebounds | 159 | 141 |
| Rebounds per game | 39.8 | 35.3 |
| Rebounding margin | +4.5 | - |
| Assists | 52 | 68 |
| Assists per game | 13.0 | 17.0 |
| Turnovers | 51 | 51 |
| Turnovers per game | 12.8 | 12.8 |
| Turnover margin | 0.0 | - |
| Assist/turnover ratio | 1.0 | 1.3 |
| Steals | 31 | 24 |
| Steals per game | 7.8 | 6.0 |
| Blocks | 22 | 17 |
| Blocks per game | 5.5 | 4.3 |
| Winning streak | 2 | - |
| Home win streak | 1 | - |
| Attendance | 2000 | 1739 |
| Home games-Avg/Game | 2-1000 | 2-870 |
| Neutral site-Avg/Game | - | 0-0 |

Team Results

| Date | Opponent | | Score | Att. |
|------------|---------------|------|-------|------|
| 12/30/2020 | at Georgia | W | 83-73 | 1638 |
| 01/02/2021 | Kentucky | Lot2 | 73-78 | 1000 |
| 01/05/2021 | Missouri | W | 78-63 | 1000 |
| 01/09/2021 | at Vanderbilt | W | 84-81 | 101 |

2020-21 BOX SCORES

Game 5 • Mississippi State 82, Jackson State 59 12/08/2020 • Starkville, Mississippi • Humphrey Coliseum

| Official Basketball Box Score - Final | | | | | | | | | | | | | Game Time: 8:05 PM | | |
|----------------------------------------------|------------------------|------|-----------------|-----------------|--------|-------------------------|-------|-------|-------|-------|----|-----|---------------------|----------|--|
| Jackson St. vs Mississippi St. | | | | | | | | | | | | | Game Duration: 2:11 | | |
| 12/08/2020 Humphrey Coliseum, Starkville, MS | | | | | | | | | | | | | | | |
| Jackson St. - 59 • 0-1 | | | | | | | | | | | | | | | |
| ## | Player | | Total FG/FGA | 3-Ptr FG/FGA | FT-FTA | Rebounds Off Def Tot | PF | TP | A | TO | Bk | Stl | Min | | |
| 1 | Darius Hicks | F | 4-6 | 0-0 | 2-2 | 0 3 3 | 4 | 10 | 1 | 1 | 1 | 1 | 23:37 | | |
| 15 | Hezekiah Quinlan | C | 2-5 | 2-4 | 1-2 | 0 2 2 | 5 | 7 | 0 | 1 | 0 | 0 | 24:29 | | |
| 3 | Jonas James | G | 2-5 | 1-3 | 4-4 | 0 6 6 | 2 | 9 | 3 | 3 | 0 | 1 | 27:58 | | |
| 4 | Tristan Jarrett | G | 6-15 | 3-6 | 2-2 | 0 2 2 | 1 | 17 | 3 | 3 | 0 | 0 | 32:30 | | |
| 10 | Cainan McClelland | G | 0-4 | 0-3 | 0-0 | 1 0 1 | 2 | 0 | 1 | 3 | 0 | 1 | 20:46 | | |
| 5 | Calvin Temple | | 3-7 | 2-3 | 0-0 | 2 1 3 | 2 | 8 | 1 | 3 | 1 | 2 | 21:38 | | |
| 12 | Darrian Wilson | | 1-2 | 1-2 | 0-0 | 0 2 2 | 4 | 3 | 0 | 1 | 0 | 0 | 20:51 | | |
| 14 | Wesley Taylor | | 0-2 | 0-0 | 0-0 | 0 0 0 | 5 | 0 | 1 | 2 | 1 | 0 | 07:46 | | |
| 2 | Ken Evans | | 1-5 | 1-2 | 1-2 | 0 3 3 | 4 | 1 | 1 | 1 | 0 | 0 | 15:18 | | |
| 0 | Demarion Bariffe-Smith | | 0-0 | 0-0 | 1-2 | 0 0 0 | 0 | 1 | 0 | 0 | 0 | 0 | 02:49 | | |
| 24 | Jalani Bell | | 0-1 | 0-1 | 0-0 | 0 0 0 | 0 | 0 | 0 | 0 | 0 | 0 | 01:09 | | |
| 25 | Darryl Jordan | | 0-0 | 0-0 | 0-0 | 2 0 0 | 0 | 0 | 0 | 0 | 0 | 1 | 01:09 | | |
| Team | | | 19-52 | 10-24 | 11-14 | 5 20 25 | 27 | 59 | 12 | 18 | 3 | 6 | 200:00 | | |
| Totals | | | | | | | | | | | | | | | |
| FG % | | 1st: | 10-23 | 43.5% | 2nd: | 9-29 | 31.0% | Game: | 19-52 | 36.5% | | | | DeadBall | |
| 3PT % | | 1st: | 7-14 | 50.0% | 2nd: | 3-10 | 30.0% | Game: | 10-24 | 41.7% | | | | Rebounds | |
| FT % | | 1st: | 3-4 | 75.0% | 2nd: | 8-10 | 80.0% | Game: | 11-14 | 78.6% | | | | Totals | |
| | | | | | | | | | | | | | | 1, 1 | |

Mississippi St. - 82 • 3-2

| ## | Player | | Total FG/FGA | 3-Ptr FG/FGA | FT-FTA | Rebounds Off Def Tot | PF | TP | A | TO | Bk | Stl | Min |
|--------|--------------------|------------------|------------------|-------------------|-----------------------|-------------------------|----|----|----|----|----|-----|--------|
| 4 | Cameron Matthews | F | 1-4 | 0-0 | 0-2 | 2 2 4 | 0 | 2 | 2 | 2 | 1 | 1 | 20:28 |
| 24 | Abdul Ado | F | 1-3 | 0-0 | 2-2 | 3 5 8 | 3 | 4 | 2 | 1 | 1 | 0 | 21:29 |
| 35 | Tolu Smith | F | 8-12 | 0-0 | 3-5 | 5 12 17 | 2 | 19 | 0 | 0 | 0 | 0 | 24:17 |
| 1 | Iverson Molinar | G | 8-12 | 5-7 | 0-0 | 0 5 5 | 2 | 21 | 4 | 2 | 0 | 1 | 29:22 |
| 3 | D.J. Stewart Jr. | G | 3-8 | 1-2 | 4-4 | 0 0 0 | 2 | 11 | 0 | 1 | 0 | 0 | 27:58 |
| 5 | Deivon Smith | 1-8 | 0-2 | 3-4 | 0 5 5 | 0 5 5 | 2 | 2 | 0 | 2 | 0 | 2 | 17:16 |
| 2 | Javian Davis | 1-2 | 1-2 | 8-14 | 4 1 5 | 4 11 1 | 2 | 0 | 1 | 2 | 0 | 1 | 18:26 |
| 0 | Jalen Johnson | 1-4 | 1-2 | 0-0 | 0 2 2 | 0 3 0 | 0 | 0 | 0 | 0 | 0 | 0 | 12:39 |
| 32 | Quinten Post | 0-3 | 0-1 | 0-0 | 2 0 2 | 1 0 0 | 0 | 0 | 0 | 0 | 0 | 0 | 10:10 |
| 11 | Anderson Garcia | 1-2 | 0-1 | 0-2 | 1 1 2 | 0 2 0 | 0 | 2 | 0 | 1 | 1 | 0 | 05:11 |
| 55 | Keondre Montgomery | 0-0 | 0-0 | 0-0 | 0 1 1 | 0 0 1 | 0 | 0 | 1 | 0 | 0 | 0 | 04:17 |
| 20 | Derek Fountain | 1-2 | 0-1 | 0-0 | 1 0 1 | 0 2 0 | 0 | 0 | 0 | 0 | 0 | 0 | 02:49 |
| 30 | Andrew Junkin | 1-1 | 0-0 | 0-0 | 0 0 0 | 1 2 0 | 0 | 1 | 2 | 0 | 1 | 0 | 02:49 |
| 33 | Reggie Morris | 0-0 | 0-0 | 0-0 | 0 0 0 | 0 0 0 | 0 | 0 | 0 | 0 | 0 | 0 | 02:49 |
| Team | | | 27-61 | 8-18 | 20-33 | 20 30 50 | 15 | 82 | 15 | 14 | 4 | 6 | 200:00 |
| Totals | | | | | | | | | | | | | |
| FG % | | 1st: 11-32 34.4% | 2nd: 16-29 55.2% | Game: 27-61 44.3% | DeadBall Rebounds 6,1 | | | | | | | | |
| 3PT % | | 1st: 5-9 55.6% | 2nd: 3-9 33.3% | Game: 8-18 44.4% | | | | | | | | | |
| FT % | | 1st: 7-14 50.0% | 2nd: 13-19 68.4% | Game: 20-33 60.6% | | | | | | | | | |

Officials: Chuck Jones, Owen Shortt, Todd Austin
Technical fouls: Jackson St. - NONE Mississippi St. - NONE
Attendance: 1889

| Score by periods | 1st | 2nd | Total |
|------------------|-----|-----|-------|
| Jackson St. | 30 | 29 | 59 |
| Mississippi St. | 34 | 48 | 82 |

Last FG - JSU 2nd-0:11, MSU 2nd - 0:04.
Largest lead - JSU by 5 1st - 1:22, MSU by 30 2nd - 6:53
JSU led for 9:46, MSU led for 26:56. Game was tied for 03:18

Score tied - 2 times.
Lead changed - 8 times.

Game 7 • Mississippi State 81, Central Arkansas 65 12/16/2020 • Starkville, Mississippi • Humphrey Coliseum

| Official Basketball Box Score - Final | | | | | | | | | | | | | Game Time: 6:01 PM | |
|----------------------------------------------|------------------|------------------|-------------------|--------|-------------------------|----|----|----|----|----|-----|--------|---------------------|--|
| Central Arkansas vs Mississippi State | | | | | | | | | | | | | Game Duration: 2:00 | |
| 12/16/2020 Humphrey Coliseum, Starkville, MS | | | | | | | | | | | | | | |
| Central Arkansas - 65 • 0-6 | | | | | | | | | | | | | | |
| ## | Player | Total FG/FGA | 3-Ptr FG/FGA | FT-FTA | Rebounds Off Def Tot | PF | TP | A | TO | Bk | Stl | Min | | |
| 23 | Samson George | F 2-8 | 0-0 | 2-2 | 1 3 4 | 2 | 6 | 2 | 0 | 1 | 1 | 28:00 | | |
| 24 | Jared Chatham | F 1-7 | 0-2 | 0-0 | 1 2 3 | 1 | 2 | 1 | 0 | 0 | 0 | 16:51 | | |
| 1 | Rylan Bergersen | G 5-12 | 1-1 | 4-6 | 1 1 2 | 3 | 15 | 5 | 0 | 0 | 3 | 36:43 | | |
| 4 | Khallem Bennett | G 1-3 | 0-0 | 0-0 | 0 0 0 | 4 | 2 | 1 | 1 | 0 | 0 | 22:36 | | |
| 55 | Deandre Jones | G 4-9 | 2-5 | 0-0 | 0 3 3 | 2 | 10 | 4 | 6 | 0 | 1 | 32:01 | | |
| 13 | Eddy Kayoubud | 8-11 | 2-3 | 2-2 | 1 5 6 | 2 | 20 | 1 | 2 | 0 | 1 | 26:03 | | |
| 34 | Jaxson Baker | 1-4 | 1-4 | 0-0 | 0 1 1 | 0 | 3 | 0 | 0 | 0 | 0 | 13:58 | | |
| 0 | SK Shittu | 1-4 | 0-1 | 2-2 | 2 4 6 | 2 | 4 | 1 | 0 | 0 | 0 | 12:13 | | |
| 5 | Massai Olowokere | 1-3 | 1-2 | 0-0 | 2 0 2 | 0 | 3 | 0 | 1 | 0 | 0 | 09:15 | | |
| 32 | Churchill Bounds | 0-0 | 0-0 | 0-0 | 0 0 0 | 0 | 0 | 0 | 0 | 0 | 0 | 01:47 | | |
| 20 | Brendan Simmons | 0-0 | 0-0 | 0-0 | 0 0 0 | 0 | 0 | 0 | 0 | 0 | 0 | 01:24 | | |
| 21 | Jonas Munson | 0-0 | 0-0 | 0-0 | 0 0 0 | 0 | 0 | 0 | 0 | 0 | 0 | 01:09 | | |
| Team | | 24-61 | 7-18 | 10-12 | 11 22 33 | 16 | 65 | 14 | 11 | 3 | 6 | 200:00 | | |
| Totals | | | | | | | | | | | | | | |
| FG % | 1st: 13-28 46.4% | 2nd: 11-33 33.3% | Game: 24-61 39.3% | | | | | | | | | | | |
| 3PT % | 1st: 4-9 44.4% | 2nd: 3-9 33.3% | Game: 7-18 38.9% | | | | | | | | | | DeadBall Rebounds | |
| FT % | 1st: 5-5 100.0% | 2nd: 5-7 71.4% | Game: 10-12 83.3% | | | | | | | | | | 0,0 | |

Mississippi State - 81 • 4-3

| ## | Player | | Total FG-FA | 3-Ptr FG-FA | FT-FTA | Rebounds Off Def Tot | PF | TP | A | TO | Bk | Stl | Min | |
|--------|--------------------|------------|-------------|-------------|--------|----------------------|-------|----|----|----|----|-----|--------|-----------------------|
| 24 | Abdul Ado | F | 3-5 | 0-0 | 0-1 | 2 3 5 | 2 | 6 | 0 | 2 | 2 | 1 | 23:31 | |
| 35 | Tolu Smith | F | 4-7 | 0-0 | 2-4 | 4 6 10 | 3 | 10 | 0 | 1 | 1 | 0 | 29:07 | |
| 0 | Jalen Johnson | G | 3-8 | 3-5 | 6-6 | 0 3 3 | 1 | 15 | 0 | 0 | 1 | 0 | 28:55 | |
| 1 | Iverson Molinar | G | 5-13 | 2-4 | 2-4 | 1 2 3 | 3 | 14 | 1 | 3 | 0 | 2 | 25:38 | |
| 3 | D.J. Stewart Jr. | G | 7-13 | 3-7 | 0-0 | 0 6 6 | 2 | 17 | 5 | 2 | 0 | 1 | 35:17 | |
| 2 | Javian Davis | | 3-6 | 0-0 | 3-4 | 3 5 8 | 1 | 9 | 0 | 0 | 0 | 0 | 21:34 | |
| 5 | Deivon Smith | | 0-3 | 0-2 | 0-0 | 0 1 1 | 0 | 0 | 2 | 2 | 0 | 0 | 14:58 | |
| 4 | Cameron Matthews | | 2-2 | 1-1 | 0-0 | 0 2 2 | 1 | 5 | 2 | 1 | 1 | 0 | 13:48 | |
| 32 | Quinten Post | | 1-2 | 0-0 | 0-0 | 1 0 1 | 0 | 2 | 0 | 0 | 0 | 0 | 04:24 | |
| 11 | Anderson Garcia | | 1-1 | 1-1 | 0-0 | 0 0 0 | 0 | 3 | 0 | 0 | 0 | 0 | 01:24 | |
| 55 | Keondre Montgomery | | 0-1 | 0-1 | 0-0 | 0 0 0 | 0 | 0 | 1 | 0 | 0 | 0 | 01:24 | |
| Totals | | | 29-61 | 10-21 | 13-19 | 13 28 41 | 13 | 81 | 11 | 11 | 5 | 4 | 200:00 | |
| FG % | | 1st: 15-33 | 45.5% | 2nd: 14-28 | 50.0% | Game: 29-61 | 47.5% | | | | | | | |
| 3PT % | | 1st: 4-9 | 44.4% | 2nd: 6-12 | 50.0% | Game: 10-21 | 47.6% | | | | | | | |
| FT % | | 1st: 5-6 | 83.3% | 2nd: 8-13 | 61.5% | Game: 13-19 | 68.4% | | | | | | | DeadBall Rebounds 3,0 |

Officials: Todd Austin, Patrick Evans, Hunter Allen
Technical fouls: Central Arkansas - NONE Mississippi State - NONE
Attendance: 1000

| Score by periods | 1st | 2nd | Total |
|-------------------|-----|-----|-------|
| Central Arkansas | 35 | 30 | 65 |
| Mississippi State | 39 | 42 | 81 |

Last FG - UCA 2nd-0:41, MSU 2nd - 0:27.
Largest lead - UCA by 0 1st - 20:00, MSU by 19 2nd - 2:15
UCA led for 0:00, MSU led for 35:58. Game was tied for 03:02

Score tied - 4 times.
Lead changed - 0 times.

Game 6 • Dayton 85, Mississippi State 82 • 20T 12/12/2020 • Atlanta, Georgia • State Farm Arena

| Official Basketball Box Score - Final | | | | | | | | | | | | | Game Time: 2:00 PM | |
|---------------------------------------|------------------|------|--------------|--------------|--------|----------------------|-------|-------|-------|-------|------------------------|-----|---------------------|--|
| Mississippi St. vs Dayton | | | | | | | | | | | | | Game Duration: 2:46 | |
| 12/12/2020 State Farm Arena, Atlanta | | | | | | | | | | | | | | |
| Mississippi St. - 82 • 3-3 | | | | | | | | | | | | | | |
| ## | Player | | Total FG/FGA | 3-Ptr FG/FGA | FT-FTA | Rebounds Off Def Tot | PF | TP | A | TO | Bk | Stl | Min | |
| 4 | Cameron Matthews | F | 2-5 | 0-0 | 1-4 | 2 0 2 | 5 | 5 | 1 | 0 | 1 | 2 | 35:55 | |
| 24 | Abdul Ado | F | 1-3 | 0-0 | 0-0 | 2 5 7 | 5 | 2 | 0 | 1 | 0 | 1 | 30:59 | |
| 35 | Tolu Smith | F | 5-10 | 0-0 | 3-7 | 4 3 7 | 5 | 13 | 0 | 3 | 0 | 0 | 31:29 | |
| 1 | Iverson Molinar | G | 10-23 | 0-5 | 0-0 | 1 2 3 | 3 | 20 | 7 | 2 | 1 | 2 | 43:12 | |
| 3 | D.J. Stewart Jr. | G | 13-22 | 3-5 | 3-5 | 0 2 2 | 0 | 32 | 2 | 3 | 0 | 0 | 46:45 | |
| 2 | Javian Davis | | 1-7 | 0-2 | 0-4 | 4 3 7 | 1 | 2 | 0 | 2 | 0 | 1 | 26:14 | |
| 0 | Jalen Johnson | | 0-0 | 0-0 | 0-0 | 0 0 0 | 0 | 0 | 0 | 0 | 0 | 0 | 05:33 | |
| 5 | Deivon Smith | | 0-0 | 0-0 | 2-2 | 0 1 1 | 1 | 2 | 3 | 3 | 0 | 1 | 18:52 | |
| 32 | Quinten Post | | 2-5 | 2-4 | 0-0 | 1 0 1 | 1 | 6 | 0 | 0 | 0 | 1 | 11:01 | |
| Team | | | | | | 2 1 3 | | | | | | | | |
| Totals | | | 34-75 | 5-17 | 9-22 | 16 17 33 | 21 | 82 | 13 | 14 | 2 | 8 | 250:00 | |
| 1st Qtr | | 1st: | 13-30 | 43.3% | 2nd: | 13-30 | 43.3% | Game: | 34-75 | 45.3% | | | | |
| 3PT % | | 2nd: | 27 | 26.6% | 2nd: | 26 | 33.3% | Game: | 5-17 | 29.4% | | | | |
| FT % | | 3rd: | 5-11 | 45.5% | 2nd: | 3-7 | 42.9% | Game: | 9-22 | 40.9% | DeadBall Rebounds 11.4 | | | |

2020-21 BOX SCORES

Game 13 • Mississippi State vs. Texas A&M
01/13/2021 • Starkville, Mississippi • Humphrey Coliseum

Game 15 • Mississippi State vs. Ole Miss
01/19/2021 • Starkville, Mississippi • Humphrey Coliseum

Game 14 • Mississippi State vs. Florida
01/16/2021 • Starkville, Mississippi • Humphrey Coliseum

Game 16 • Mississippi State at Alabama
01/23/2021 • Tuscaloosa, Alabama • Coleman Coliseum

BEN HOWLAND ERA RECORDS • TEAM • ALL GAMES

POINTS SCORED • ALL GAMES

| RANK | PTS | OPPONENT | DATE |
|------|-----|-----------------------|------------|
| 1 | 109 | North Florida • UNF | 12/30/2017 |
| 2 | 106 | Eastern Washington | 11/13/2015 |
| 3 | 103 | BYU | 12/29/2018 |
| 4 | 98 | Wofford | 12/19/2018 |
| 5 | 96 | Kent State | 12/30/2019 |
| | 96 | Alabama State | 11/10/2017 |
| 7 | 95 | Austin Peay | 11/09/2018 |
| | 95 | North Georgia | 12/09/2017 |
| | 95 | at LSU | 01/07/2017 |
| 10 | 93 | at Texas A&M | 02/20/2018 |
| | 93 | vs. Northern Colorado | 12/23/2015 |

POINTS ALLOWED LOW • ALL GAMES

| RANK | PTS | OPPONENT | DATE |
|------|-----|--------------------------|------------|
| 1 | 44 | Ole Miss | 03/09/2020 |
| | 44 | vs. Southern Miss • USM | 12/19/2016 |
| 3 | 45 | Missouri | 01/14/2020 |
| | 45 | Louisiana-Monroe • ULM | 11/14/2019 |
| 5 | 46 | Arkansas | 02/09/2016 |
| 6 | 48 | Mississippi Valley State | 12/21/2020 |
| | 48 | Little Rock | 12/20/2017 |
| | 48 | Florida A&M | 11/18/2017 |
| | 48 | North Carolina Central | 12/31/2015 |
| 10 | 49 | Missouri | 02/26/2019 |

MARGIN OF VICTORY • ALL GAMES

| RANK | MOV | OPPONENT | DATE |
|------|--------------|--------------------------|------------|
| 1 | +42 • 86-44 | vs. Southern Miss • USM | 12/19/2016 |
| 2 | +39 • 87-48 | Mississippi Valley State | 12/21/2020 |
| 3 | +33 • 95-62 | North Georgia | 12/09/2017 |
| 4 | +32 • 91-59 | Georgia | 01/18/2020 |
| | +32 • 78-46 | Arkansas | 02/09/2016 |
| 6 | +31 • 92-61 | UT Martin | 12/16/2017 |
| | +31 • 79-48 | Florida A&M | 11/18/2017 |
| 8 | +28 • 96-68 | Kent State | 12/30/2019 |
| | +28 • 79-51 | Long Beach State | 11/16/2018 |
| | +28 • 95-67 | Austin Peay | 11/09/2018 |
| | +28 • 109-81 | North Florida • UNF | 12/30/2017 |
| | +28 • 96-68 | Alabama State | 11/10/2017 |

POINTS SCORED LOW • ALL GAMES

| RANK | PTS | OPPONENT | DATE |
|------|-----|----------------------|------------|
| 1 | 42 | vs. Clemson | 11/25/2020 |
| 2 | 48 | at Vanderbilt | 02/25/2017 |
| 3 | 50 | at [25] Cincinnati | 12/12/2017 |
| 4 | 52 | vs. New Mexico State | 12/22/2019 |
| | 52 | [15] Florida | 02/18/2017 |

POINTS ALLOWED • ALL GAMES

| RANK | PTS | OPPONENT | DATE |
|------|-----|------------------------|------------|
| 1 | 105 | vs. Miami • Florida | 11/19/2015 |
| 2 | 98 | at Auburn | 02/07/2017 |
| 3 | 92 | [21] LSU | 02/06/2019 |
| 4 | 91 | at Tennessee | 01/21/2017 |
| 5 | 90 | at Alabama | 01/08/2020 |
| | 90 | at Florida State • FSU | 12/16/2015 |

MARGIN OF DEFEAT • ALL GAMES

| RANK | MOD | OPPONENT | DATE |
|------|--------------|---------------------------|------------|
| 1 | -29 • 77-48 | at Vanderbilt | 02/25/2017 |
| 2 | -27 • 88-61 | at Ole Miss | 01/31/2017 |
| 3 | -26 • 105-79 | vs. Miami • Florida | 11/19/2015 |
| 4 | -25 • 83-58 | at Ole Miss | 02/11/2020 |
| | -25 • 86-61 | vs. Central Florida • UCF | 11/17/2016 |

POINTS SCORED • 1ST HALF • ALL GAMES

| RANK | PTS | OPPONENT | DATE |
|------|-----|-----------------------|------------|
| 1 | 58 | Alabama State | 11/10/2017 |
| 2 | 53 | North Georgia | 12/09/2017 |
| 3 | 52 | at LSU | 01/07/2017 |
| 4 | 50 | Austin Peay | 11/09/2018 |
| 5 | 49 | vs. Northern Colorado | 12/23/2015 |
| 6 | 48 | BYU | 12/29/2018 |
| | 48 | LSU | 03/04/2017 |
| | 48 | Eastern Washington | 11/13/2015 |
| 9 | 47 | [16] Auburn | 01/26/2019 |
| | 47 | at Baylor • NIT | 03/18/2018 |
| | 47 | North Florida • UNF | 12/30/2017 |

POINTS ALLOWED LOW • 1ST HALF • ALL GAMES

| RANK | PTS | OPPONENT | DATE |
|------|-----|------------------------|------------|
| 1 | 17 | Florida A&M • FAMU | 11/18/2017 |
| | 17 | North Carolina Central | 12/31/2015 |
| 3 | 19 | Oregon State | 12/01/2016 |
| 4 | 20 | North Texas | 12/04/2020 |
| | 20 | Missouri | 01/14/2020 |
| | 20 | Dayton | 12/03/2017 |
| | 20 | Auburn | 03/05/2016 |
| | 20 | Arkansas | 02/09/2016 |
| | 20 | at Missouri | 01/30/2016 |

HALFTIME LEAD • ALL GAMES

| RANK | HL | OPPONENT | DATE |
|------|-------------|---------------|------------|
| 1 | +27 • 53-26 | North Georgia | 12/09/2017 |
| | +27 • 58-31 | Alabama State | 11/10/2017 |
| 3 | +26 • 45-19 | Oregon State | 12/01/2016 |
| 4 | +22 • 42-20 | Arkansas | 02/09/2016 |
| 5 | +21 • 44-23 | Ole Miss | 02/17/2018 |

POINTS SCORED LOW • 1ST HALF • ALL GAMES

| RANK | PTS | OPPONENT | DATE |
|------|-----|----------------------|------------|
| 1 | 19 | vs. Clemson | 11/25/2020 |
| 2 | 20 | Alabama | 01/03/2017 |
| 3 | 21 | vs. New Mexico State | 12/22/2019 |
| | 21 | Tennessee | 02/04/2017 |
| | 21 | Georgia | 02/13/2016 |

POINTS ALLOWED • 1ST HALF • ALL GAMES

| RANK | PTS | OPPONENT | DATE |
|------|-----|---------------------------|------------|
| 1 | 59 | vs. Miami • Florida | 11/19/2015 |
| 2 | 53 | vs. Central Florida • UCF | 11/17/2016 |
| 3 | 51 | at Ole Miss | 01/31/2017 |
| | 51 | Eastern Washington | 11/13/2015 |
| 5 | 50 | Wofford | 12/19/2018 |

HALFTIME DEFICIT • ALL GAMES

| RANK | MOD | OPPONENT | DATE |
|------|-------------|---------------------------|------------|
| 1 | -24 • 59-35 | vs. Miami • Florida | 11/19/2015 |
| 2 | -20 • 48-28 | at Auburn | 02/07/2017 |
| | -20 • 53-33 | vs. Central Florida • UCF | 11/17/2016 |
| 4 | -19 • 42-23 | vs. Penn State • NIT | 03/27/2018 |
| | -19 • 41-22 | at Alabama | 01/20/2018 |

POINTS SCORED • 2ND HALF • ALL GAMES

| RANK | PTS | OPPONENT | DATE |
|------|-----|---------------------|------------|
| 1 | 64 | at Auburn | 02/07/2017 |
| 2 | 62 | North Florida • UNF | 12/30/2017 |
| 3 | 58 | Tennessee | 02/01/2020 |
| | 58 | Eastern Washington | 11/13/2015 |
| 5 | 57 | Wofford | 12/19/2018 |
| 6 | 55 | BYU | 12/29/2018 |
| 7 | 54 | North Dakota State | 11/30/2017 |
| | 54 | Morehead State | 12/22/2016 |
| 9 | 53 | UT Martin | 12/16/2017 |
| 10 | 52 | at Texas A&M | 02/20/2018 |

POINTS ALLOWED LOW • 2ND HALF • ALL GAMES

| RANK | PTS | OPPONENT | DATE |
|------|-----|--------------------------|------------|
| 1 | 19 | Ole Miss | 03/07/2020 |
| | 19 | vs. Southern Miss • USM | 12/19/2016 |
| 3 | 21 | Louisiana-Monroe • ULM | 11/14/2019 |
| | 21 | vs. Texas El Paso • UTEP | 11/20/2016 |
| 5 | 22 | UT Martin | 11/28/2015 |

2ND HALF MARGIN OF VICTORY • ALL GAMES

| RANK | MOV | OPPONENT | DATE |
|------|-------------|--------------------------|------------|
| 1 | +28 • 47-19 | vs. Southern Miss • USM | 12/19/2016 |
| 2 | +27 • 51-24 | [13] Missouri | 01/05/2021 |
| 3 | +25 • 53-28 | UT Martin | 12/16/2017 |
| 4 | +24 • 62-38 | North Florida • UNF | 12/30/2017 |
| 5 | +22 • 45-23 | Mississippi Valley State | 12/21/2020 |
| | +22 • 51-29 | Kent State | 12/30/2019 |
| | +22 • 47-25 | South Carolina | 02/23/2019 |
| 7 | +21 • 49-28 | Georgia | 01/18/2020 |
| | +21 • 58-37 | Eastern Washington | 11/13/2015 |
| 10 | +20 • 57-37 | Wofford | 12/19/2018 |
| | +20 • 43-23 | Long Beach State | 11/16/2018 |
| | +20 • 51-31 | Florida A&M • FAMU | 11/18/2017 |

POINTS SCORED LOW • 2ND HALF • ALL GAMES

| RANK | PTS | OPPONENT | DATE |
|------|-----|------------------------|------------|
| 1 | 20 | [16] Tennessee | 02/27/2018 |
| 2 | 23 | vs. Clemson | 11/25/2020 |
| | 23 | Louisiana-Monroe • ULM | 11/14/2019 |
| 3 | 24 | at Ole Miss | 02/11/2020 |
| | 24 | at Ole Miss | 01/06/2018 |

POINTS ALLOWED • 2ND HALF • ALL GAMES

| RANK | PTS | OPPONENT | DATE |
|------|-----|------------------------|------------|
| 1 | 54 | at Tennessee | 01/21/2017 |
| 2 | 53 | at Florida State • FSU | 12/16/2015 |
| 3 | 52 | [22] Auburn | 01/13/2018 |
| 4 | 51 | at Texas A&M | 02/22/2020 |
| | 51 | [8] Auburn | 01/04/2020 |
| | 51 | at Georgia | 02/14/2017 |
| 7 | 50 | at Ole Miss | 02/11/2020 |
| | 50 | at Auburn | 02/07/2017 |

2ND HALF MARGIN OF DEFEAT • ALL GAMES

| RANK | MOD | OPPONENT | DATE |
|------|-------------|------------------------|------------|
| 1 | -26 • 50-24 | at Ole Miss | 02/11/2020 |
| 2 | -19 • 52-33 | [22] Auburn | 01/13/2018 |
| 3 | -16 • 41-25 | at LSU | 03/03/2018 |
| | -16 • 36-20 | [16] Tennessee | 02/27/2018 |
| 5 | -15 • 40-25 | at Vanderbilt | 02/25/2017 |
| | -15 • 53-38 | at Florida State • FSU | 12/16/2015 |

BEN HOWLAND ERA RECORDS • TEAM • ALL GAMES

FIELD GOALS MADE • ALL GAMES

| RANK | FGM | OPPONENT | DATE |
|-----------|-----------|---------------------|-------------------|
| 1 | 44 | North Florida • UNF | 12/30/2017 |
| 2 | 41 | Eastern Washington | 11/13/2015 |
| 3 | 38 | BYU | 12/29/2018 |
| 4 | 37 | Georgia | 01/18/2020 |
| | 37 | Austin Peay | 11/09/2018 |
| | 37 | North Georgia | 12/09/2017 |
| 7 | 36 | LSU | 03/04/2017 |
| 8 | 35 | Texas Southern | 12/02/2015 |
| | 35 | vs. Missouri State | 11/22/2015 |
| 10 | 34 | vs. Dayton | 12/12/2020 |
| | 34 | UT Martin | 12/16/2017 |

FIELD GOALS ATTEMPTS • ALL GAMES

| RANK | FGA | OPPONENT | DATE |
|----------|-----------|---------------------|-------------------|
| 1 | 75 | vs. Dayton | 12/12/2020 |
| 2 | 74 | Long Beach State | 11/16/2018 |
| | 74 | North Georgia | 12/09/2017 |
| | 74 | Ole Miss | 02/21/2017 |
| 5 | 71 | at Alabama | 01/29/2019 |
| | 71 | North Florida • UNF | 12/30/2017 |
| | 71 | Alabama | 02/02/2016 |

FIELD GOAL PERCENTAGE • ALL GAMES

| RANK | FG% | OPPONENT | DATE |
|----------|---------------------|----------------------|-------------------|
| 1 | 62.1 • 41-66 | Eastern Washington | 11/13/2015 |
| 2 | 62.0 • 44-71 | North Florida • UNF | 12/30/2017 |
| 3 | 61.7 • 37-60 | Georgia | 01/18/2020 |
| 4 | 61.1 • 33-54 | Alcorn State | 11/26/2018 |
| 5 | 60.8 • 31-51 | at Vanderbilt | 01/09/2021 |
| 6 | 60.5 • 26-43 | vs. Tulane | 11/21/2019 |
| 7 | 59.3 • 35-59 | vs. Missouri State | 11/22/2015 |
| 8 | 58.8 • 30-51 | at Arkansas | 02/15/2020 |
| 9 | 58.5 • 31-53 | at Vanderbilt | 02/14/2018 |
| 10 | 58.3 • 28-48 | vs. LSU • SEC-T | 03/08/2018 |

FIELD GOALS MADE • 1ST HALF • ALL GAMES

| RANK | FGM | OPPONENT | DATE |
|------|-----|---------------------|------------|
| 1 | 21 | North Florida • UNF | 12/30/2017 |
| | 21 | North Georgia | 12/09/2017 |
| 3 | 20 | at LSU | 01/07/2017 |
| 4 | 19 | BYU | 12/29/2018 |
| | 19 | Austin Peay | 11/09/2018 |
| | 19 | LSU | 03/04/2017 |
| | 19 | Texas Southern | 12/02/2015 |
| | 19 | vs. Missouri State | 11/22/2015 |

FIELD GOAL PERCENTAGE • 1ST HALF • ALL GAMES

| RANK | FG% | OPPONENT | DATE |
|----------|---------------------|-----------------------|-------------------|
| 1 | 70.4 • 19-27 | vs. Missouri State | 11/22/2015 |
| 2 | 68.0 • 17-25 | Alcorn State | 11/26/2018 |
| 3 | 64.0 • 16-25 | vs. LSU • SEC-T | 03/08/2018 |
| 4 | 62.5 • 15-24 | at Vanderbilt | 01/09/2021 |
| 5 | 62.1 • 18-29 | at Arkansas | 02/15/2020 |
| | 62.1 • 18-29 | vs. Northern Colorado | 12/23/2015 |
| 7 | 60.7 • 17-28 | Missouri | 01/14/2020 |
| 8 | 60.0 • 18-30 | Kent State | 12/30/2019 |
| | 60.0 • 15-25 | [21] LSU | 02/06/2019 |
| | 60.0 • 18-30 | Arkansas | 02/09/2016 |

FIELD GOALS MADE • 2ND HALF • ALL GAMES

| RANK | FGM | OPPONENT | DATE |
|------|-----|---------------------|------------|
| 1 | 23 | North Florida • UNF | 12/30/2017 |
| | 23 | Eastern Washington | 11/13/2015 |
| 3 | 21 | at Alabama | 01/29/2019 |
| | 21 | UT Martin | 12/16/2017 |
| | 21 | Florida A&M | 11/18/2017 |

FIELD GOAL PERCENTAGE • 2ND HALF • ALL GAMES

| RANK | FG% | OPPONENT | DATE |
|----------|---------------------|----------------------|-------------------|
| 1 | 69.7 • 23-33 | North Florida • UNF | 12/30/2017 |
| 2 | 69.2 • 18-26 | Tennessee | 02/01/2020 |
| 3 | 68.4 • 13-19 | vs. Tulane | 11/21/2019 |
| | 68.4 • 13-19 | Texas A&M | 01/14/2017 |
| 5 | 67.9 • 19-28 | [13] Missouri | 01/05/2021 |
| | 67.9 • 19-28 | Georgia | 01/18/2020 |
| 7 | 67.7 • 21-31 | UT Martin | 12/16/2017 |
| | 67.7 • 21-31 | Florida A&M | 11/18/2017 |

3-POINT FIELD GOALS MADE • ALL GAMES

| RANK | 3FGM | OPPONENT | DATE |
|-----------|-----------|-------------------------|-------------------|
| 1 | 19 | vs. Clemson | 12/08/2018 |
| 2 | 17 | vs. Southern Miss • USM | 12/19/2016 |
| 3 | 16 | Texas A&M | 03/09/2019 |
| 4 | 14 | Wofford | 12/19/2018 |
| | 14 | McNeese State | 12/04/2018 |
| 6 | 13 | [16] Auburn | 01/26/2019 |
| | 13 | at Baylor • NIT | 03/18/2018 |
| | 13 | North Georgia | 12/09/2017 |
| | 13 | Georgia State | 12/04/2016 |
| 10 | 12 | at Georgia | 12/30/2020 |
| | 12 | Cincinnati | 12/15/2018 |
| | 12 | Ole Miss | 02/17/2018 |
| | 12 | Missouri | 01/25/2017 |
| | 12 | at Arkansas | 01/10/2017 |
| | 12 | Ole Miss | 01/23/2016 |

3-POINT FIELD GOAL ATTEMPTS • ALL GAMES

| RANK | 3FGA | OPPONENT | DATE |
|------|------|---------------|------------|
| 1 | 34 | Texas A&M | 03/09/2019 |
| | 34 | Georgia State | 12/04/2016 |
| 2 | 33 | UT Martin | 12/16/2017 |
| 3 | 31 | McNeese State | 12/04/2018 |
| | 31 | at Missouri | 02/10/2018 |
| | 31 | Southern | 11/16/2015 |

3-POINT FIELD GOAL PERCENTAGE • ALL GAMES

| RANK | 3FG% | OPPONENT | DATE |
|------|--------------|-------------------------|------------|
| 1 | 63.3 • 19-30 | vs. Clemson | 12/08/2018 |
| 2 | 59.1 • 13-22 | at Baylor • NIT | 03/18/2018 |
| 3 | 58.8 • 10-17 | Florida | 01/15/2019 |
| | 58.8 • 10-17 | vs. LSU • SEC-T | 03/08/2018 |
| | 58.8 • 10-17 | at Vanderbilt | 02/14/2018 |
| 6 | 58.6 • 17-29 | vs. Southern Miss • USM | 12/19/2016 |
| 7 | 57.9 • 11-19 | Oregon State | 12/01/2016 |
| 8 | 55.0 • 11-20 | vs. Tulane | 11/21/2019 |
| 9 | 52.2 • 12-23 | Cincinnati | 12/15/2018 |
| | 52.2 • 12-23 | Ole Miss | 02/17/2018 |
| | 52.2 • 12-23 | Missouri | 01/25/2017 |

FREE THROWS MADE • ALL GAMES

| RANK | FTM | OPPONENT | DATE |
|------|-----|-------------------|------------|
| 1 | 29 | Kent State | 12/30/2019 |
| 2 | 28 | South Carolina | 02/19/2020 |
| | 28 | Wofford | 12/19/2018 |
| 4 | 27 | Arkansas | 01/22/2020 |
| | 27 | Alabama State | 11/10/2017 |
| | 27 | at Auburn | 02/07/2017 |
| 7 | 26 | Stephen F. Austin | 11/22/2017 |
| 8 | 25 | Tennessee | 02/01/2020 |
| | 25 | Radford | 12/18/2019 |
| 10 | 24 | [22] Arkansas | 01/02/2018 |
| | 24 | Texas A&M | 01/14/2017 |

FREE THROW ATTEMPTS • ALL GAMES

| RANK | FTA | OPPONENT | DATE |
|------|-----|-------------------|------------|
| 1 | 40 | [22] Arkansas | 01/02/2018 |
| 2 | 38 | Kent State | 12/30/2019 |
| 3 | 36 | South Carolina | 02/19/2020 |
| | 36 | Wofford | 12/19/2018 |
| 5 | 35 | Stephen F. Austin | 11/22/2017 |
| | 35 | Alabama State | 11/10/2017 |

FREE THROW PERCENTAGE • ALL GAMES

| RANK | FT% | OPPONENT | DATE |
|----------|---------------------|----------------------------|-------------------|
| 1 | 93.3 • 14-15 | at South Carolina | 01/31/2018 |
| 2 | 92.3 • 12-13 | vs. No. 17 Villanova | 11/22/2019 |
| | 92.3 • 12-13 | vs. LSU • SEC-T | 03/08/2017 |
| 4 | 90.9 • 20-22 | BYU | 12/29/2018 |
| 5 | 90.5 • 19-21 | [13] Missouri | 01/05/2021 |
| 6 | 90.0 • 18-20 | South Carolina | 02/23/2019 |
| 7 | 88.2 • 15-17 | at Florida | 01/28/2020 |
| | 88.2 • 15-17 | Ole Miss | 01/23/2016 |
| 9 | 87.5 • 14-16 | vs. [13] Tennessee • SEC-T | 03/09/2018 |
| | 87.5 • 14-16 | at [14] Kentucky | 01/12/2016 |
| 11 | 87.1 • 27-31 | Arkansas | 01/22/2020 |
| 12 | 85.7 • 18-21 | at LSU | 01/11/2020 |
| | 85.7 • 12-14 | at Vanderbilt | 01/19/2019 |
| | 85.7 • 12-14 | vs. UTEP | 11/20/2016 |

REBOUNDS • ALL GAMES

| RANK | REB | OPPONENT | DATE |
|-----------|-----------|---------------------------------|-------------------|
| 1 | 55 | Tennessee | 02/04/2017 |
| 2 | 53 | UT Martin | 12/16/2017 |
| 3 | 52 | Long Beach State | 11/16/2018 |
| 4 | 50 | Jackson State | 12/08/2020 |
| | 50 | Arkansas | 02/09/2016 |
| 5 | 49 | at LSU | 01/11/2020 |
| | 49 | Ole Miss | 02/21/2017 |
| 7 | 47 | Mississippi Valley State | 12/21/2020 |
| | 47 | Nebraska • NIT | 03/14/2018 |
| | 47 | Alabama State | 11/10/2017 |
| 10 | 46 | Kentucky | 01/02/2021 |
| | 46 | Texas State | 11/30/2020 |
| | 46 | [8] Auburn | 01/04/2020 |
| | 46 | North Florida • UNF | 12/30/2017 |
| | 46 | Missouri-Kansas City • UMKC | 12/29/2016 |
| | 46 | vs. Southern Miss • USM | 12/19/2016 |

REBOUNDING MARGIN • ALL GAMES

| RANK | RM | OPPONENT | DATE |
|------|--------------------|---------------------------------|-------------------|
| 1 | +25 • 50-25 | Jackson State | 12/08/2020 |
| | +25 • 41-16 | vs. Tulane | 11/21/2019 |
| | +25 • 46-21 | North Florida • UNF | 12/30/2017 |
| 3 | +24 • 53-29 | UT Martin | 12/16/2017 |
| 4 | +23 • 47-27 | Mississippi Valley State | 12/21/2020 |
| 5 | +20 • 41-21 | at Auburn | 03/02/2019 |
| 6 | +19 • 46-27 | Texas State | 11/30/2020 |
| 7 | +18 • 40-22 | Georgia | 01/18/2020 |
| | +18 • 49-31 | at LSU | 01/11/2020 |
| | +18 • 45-27 | New Orleans | 11/17/2019 |
| | +18 • 52-34 | Long Beach State | 11/16/2018 |

REBOUNDING DEFICIT • ALL GAMES

| RANK | RD | OPPONENT | DATE |
|------|-------------|----------------------------|------------|
| 1 | -25 • 51-26 | at South Carolina | 01/26/2016 |
| 2 | -17 • 50-33 | vs. [13] Tennessee • SEC-T | 03/09/2018 |
| | -17 • 43-26 | Alabama | 01/03/2017 |
| 4 | -15 • 38-23 | Texas A&M | 01/14/2017 |
| 5 | -14 • 49-35 | at Tennessee | 01/21/2017 |
| | -14 • 49-35 | vs. Central Florida • UCF | 11/17/2016 |
| | -14 • 46-32 | at Florida State • FSU | 12/16/2015 |
| | -14 • 41-27 | vs. Miami • Florida | 11/19/2015 |

ASSISTS • ALL GAMES

| RANK | ASST | OPPONENT | DATE |
|------|------|-------------------------|------------|
| 1 | 24 | Alcorn State | 11/26/2018 |
| | 24 | at Baylor • NIT | 03/18/2018 |
| | 24 | North Florida • UNF | 12/30/2017 |
| 4 | 22 | Texas A&M | 03/09/2019 |
| | 22 | vs. Clemson | 12/08/2018 |
| 6 | 21 | Georgia | 01/18/2020 |
| | 21 | at Coastal Carolina | 11/24/2019 |
| | 21 | UT Martin | 12/16/2017 |
| | 21 | LSU | 03/04/2017 |
| | 21 | vs. Southern Miss • USM | 12/19/2016 |
| | 21 | vs. Northern Colorado | 12/23/2015 |
| 12 | 20 | New Orleans | 11/17/2019 |
| | 20 | [16] Auburn | 01/26/2019 |
| | 20 | Vanderbilt | 01/16/2018 |
| | 20 | South Carolina | 02/27/2016 |
| | 20 | vs. Missouri State | 11/22/2015 |

STEALS • ALL GAMES

| RANK | STL | OPPONENT | DATE |
|------|-----|-----------------------|------------|
| 1 | 17 | Oregon State | 12/01/2016 |
| 2 | 15 | Alabama | 02/12/2019 |
| | 15 | Hartford | 11/11/2018 |
| 4 | 14 | at Arkansas | 02/16/2019 |
| 5 | 13 | South Carolina | 02/24/2018 |
| | 13 | Dayton | 12/03/2017 |
| | 13 | Ole Miss | 02/21/2017 |
| | 13 | vs. Boise State | 11/18/2016 |
| | 13 | South Carolina | 02/27/2016 |
| 10 | 12 | Long Beach State | 11/16/2018 |
| | 12 | vs. LSU • SEC-T | 03/08/2017 |
| | 12 | at Ole Miss | 03/02/2016 |
| | 12 | vs. Northern Colorado | 12/23/2015 |

BLOCKS • ALL GAMES

| RANK | BLK | OPPONENT | DATE |
|------|-----|-------------------------|------------|
| 1 | 13 | Florida A&M | 11/18/2017 |
| 2 | 12 | [8] Auburn | 01/04/2020 |
| | 12 | at South Carolina | 01/26/2016 |
| 3 | 11 | vs. Southern Miss • USM | 12/19/2016 |
| 4 | 10 | South Carolina | 02/23/2019 |
| | 10 | Long Beach State | 11/16/2018 |
| | 10 | Stephen F. Austin | 11/22/2017 |
| | 10 | Texas Southern | 12/02/2015 |

TURNOVERS • ALL GAMES

| RANK | TO | OPPONENT | DATE |
|------|----|-------------------|------------|
| 1 | 25 | vs. Tulane | 11/21/2019 |
| 2 | 24 | Dayton | 12/03/2017 |
| 3 | 23 | Sam Houston State | 11/08/2019 |
| 4 | 22 | South Carolina | 02/19/2020 |
| | 22 | Ole Miss | 02/21/2017 |
| 5 | 20 | at South Carolina | 02/28/2017 |

BEN HOWLAND ERA RECORDS • TEAM • SEC OPPONENTS

POINTS SCORED • SEC OPPONENTS

| RANK | PTS | OPPONENT | DATE |
|------|-----|--------------|------------|
| 1 | 95 | at LSU | 01/07/2017 |
| 2 | 93 | at Texas A&M | 02/20/2018 |
| 3 | 92 | Texas A&M | 03/09/2019 |
| | 92 | [16] Auburn | 01/26/2019 |
| | 92 | at Auburn | 02/07/2017 |
| 6 | 91 | Georgia | 01/18/2020 |
| 7 | 89 | Missouri | 01/25/2017 |
| 8 | 88 | [21] LSU | 02/06/2019 |
| | 88 | LSU | 03/04/2017 |
| 10 | 86 | Tennessee | 02/01/2020 |

POINTS ALLOWED LOW • SEC OPPONENTS

| RANK | PTS | OPPONENT | DATE |
|------|-----|-----------------------|------------|
| 1 | 44 | Ole Miss | 03/07/2020 |
| 2 | 45 | Missouri | 01/14/2020 |
| 3 | 46 | Arkansas | 02/09/2016 |
| 4 | 49 | Missouri | 02/26/2019 |
| 5 | 52 | vs. LSU • SEC-T | 03/08/2017 |
| 6 | 54 | vs. Texas A&M • SEC-T | 03/14/2019 |
| 7 | 55 | at Vanderbilt | 01/19/2019 |
| 8 | 57 | Georgia | 02/03/2018 |
| | 57 | [15] Florida | 02/18/2017 |
| 10 | 58 | South Carolina | 02/27/2016 |

MARGIN OF VICTORY • SEC OPPONENTS

| RANK | MOV | OPPONENT | DATE |
|------|-------------|-----------------------|------------|
| 1 | +32 • 91-59 | Georgia | 01/18/2020 |
| | +32 • 78-46 | Arkansas | 02/09/2016 |
| 3 | +27 • 72-45 | Missouri | 01/14/2020 |
| | +27 • 79-52 | vs. LSU • SEC-T | 03/08/2017 |
| 5 | +26 • 70-54 | vs. Texas A&M • SEC-T | 03/14/2019 |
| 6 | +25 • 69-44 | Ole Miss | 03/07/2020 |
| 7 | +19 • 68-49 | Missouri | 02/26/2019 |
| | +19 • 81-62 | Alabama | 02/12/2019 |
| 9 | +18 • 80-62 | Vanderbilt | 01/16/2018 |
| 10 | +17 • 79-62 | Ole Miss | 02/17/2018 |
| | +17 • 95-78 | at LSU | 01/07/2017 |
| 12 | +16 • 71-55 | at Vanderbilt | 01/19/2019 |
| 13 | +15 • 78-63 | [13] Missouri | 01/05/2021 |
| | +15 • 76-61 | South Carolina | 02/23/2019 |
| | +15 • 72-57 | Georgia | 02/03/2018 |
| | +15 • 89-74 | Missouri | 01/25/2017 |

POINTS SCORED LOW • SEC OPPONENTS

| RANK | PTS | OPPONENT | DATE |
|------|-----|------------------|------------|
| 1 | 48 | at Vanderbilt | 02/25/2017 |
| 2 | 52 | [15] Florida | 02/18/2017 |
| 3 | 54 | at [5] Tennessee | 03/05/2019 |
| | 54 | [16] Tennessee | 02/27/2018 |
| | 54 | at Florida | 01/10/2018 |

POINTS ALLOWED • SEC OPPONENTS

| RANK | PTS | OPPONENT | DATE |
|------|-----|--------------|------------|
| 1 | 98 | at Auburn | 02/07/2017 |
| 2 | 92 | [21] LSU | 02/06/2019 |
| 3 | 91 | at Tennessee | 01/21/2017 |
| 4 | 90 | at Alabama | 01/08/2020 |
| 5 | 89 | at Missouri | 02/10/2018 |

MARGIN OF DEFEAT • SEC OPPONENTS

| RANK | MOD | OPPONENT | DATE |
|------|-------------|---------------------|------------|
| 1 | -29 • 77-48 | at Vanderbilt | 02/25/2017 |
| 2 | -27 • 88-61 | at Ole Miss | 01/31/2017 |
| 3 | -25 • 83-58 | at Ole Miss | 02/11/2020 |
| 4 | -22 • 76-54 | [16] Tennessee | 02/27/2018 |
| 5 | -21 • 90-69 | at Alabama | 01/08/2020 |
| | -21 • 76-55 | at [8] Kentucky | 01/22/2019 |
| | -21 • 78-57 | at LSU | 03/03/2018 |
| 8 | -20 • 75-55 | vs. Alabama • SEC-T | 03/09/2017 |

POINTS SCORED • 1ST HALF • SEC OPPONENTS

| RANK | PTS | OPPONENT | DATE |
|------|-----|-----------------|------------|
| 1 | 52 | at LSU | 01/07/2017 |
| 2 | 48 | LSU | 03/04/2017 |
| 3 | 47 | [16] Auburn | 01/26/2019 |
| 4 | 46 | Texas A&M | 03/09/2019 |
| 5 | 45 | vs. LSU • SEC-T | 03/08/2018 |
| 6 | 44 | Ole Miss | 02/17/2018 |
| 7 | 43 | Alabama | 02/12/2019 |
| 8 | 42 | Georgia | 01/18/2020 |
| | 42 | [21] LSU | 02/06/2019 |
| | 42 | Arkansas | 02/09/2016 |
| | 42 | at Florida | 01/19/2016 |

POINTS ALLOWED LOW • 1ST HALF • SEC OPPONENTS

| RANK | PTS | OPPONENT | DATE |
|------|-----|-------------|------------|
| 1 | 20 | Missouri | 01/14/2020 |
| | 20 | Auburn | 03/05/2016 |
| | 20 | Arkansas | 02/09/2016 |
| | 20 | at Missouri | 01/30/2016 |
| 5 | 21 | Georgia | 02/03/2018 |

HALFTIME LEAD • SEC OPPONENTS

| RANK | HL | OPPONENT | DATE |
|------|-------------|----------|------------|
| 1 | +22 • 42-20 | Arkansas | 02/09/2016 |
| 2 | +21 • 44-23 | Ole Miss | 02/17/2018 |
| 3 | +20 • 40-20 | Missouri | 01/14/2020 |
| 4 | +19 • 52-33 | at LSU | 01/07/2017 |
| | +19 • 39-20 | Auburn | 03/05/2016 |

POINTS SCORED LOW • 1ST HALF • SEC OPPONENTS

| RANK | PTS | OPPONENT | DATE |
|------|-----|---------------------|------------|
| 1 | 20 | Alabama | 01/03/2017 |
| 2 | 21 | Tennessee | 02/04/2017 |
| | 21 | Georgia | 02/13/2016 |
| 4 | 22 | at LSU | 01/11/2020 |
| | 22 | at Alabama | 01/20/2018 |
| | 22 | vs. Alabama • SEC-T | 03/09/2017 |

POINTS ALLOWED • 1ST HALF • SEC OPPONENTS

| RANK | PTS | OPPONENT | DATE |
|------|-----|--------------|------------|
| 1 | 51 | at Ole Miss | 01/31/2017 |
| 2 | 48 | at Auburn | 02/07/2017 |
| 3 | 46 | [5] Kentucky | 01/17/2017 |
| 4 | 45 | at Florida | 01/28/2020 |
| | 45 | [16] Auburn | 01/26/2019 |

HALFTIME DEFICIT • SEC OPPONENTS

| RANK | MOD | OPPONENT | DATE |
|------|-------------|---------------|------------|
| 1 | -20 • 48-28 | at Auburn | 02/07/2017 |
| 2 | -19 • 41-22 | at Alabama | 01/20/2018 |
| 3 | -18 • 51-33 | at Ole Miss | 01/31/2017 |
| 4 | -15 • 40-25 | [5] Kentucky | 02/09/2019 |
| 5 | -14 • 37-23 | at Vanderbilt | 02/25/2017 |

POINTS SCORED • 2ND HALF • SEC OPPONENTS

| RANK | PTS | OPPONENT | DATE |
|------|-----|------------------|------------|
| 1 | 64 | at Auburn | 02/07/2017 |
| 2 | 58 | Tennessee | 02/01/2020 |
| 3 | 52 | at Texas A&M | 02/20/2018 |
| 4 | 51 | [13] Missouri | 01/05/2021 |
| 5 | 50 | at Auburn | 03/02/2019 |
| | 50 | at Alabama | 01/29/2019 |
| | 50 | Missouri | 01/25/2017 |
| 8 | 49 | Vanderbilt | 02/08/2020 |
| | 49 | at [15] Kentucky | 02/04/2020 |
| | 49 | Georgia | 01/18/2020 |
| | 49 | at Vanderbilt | 02/14/2018 |

POINTS ALLOWED LOW • 2ND HALF • SEC OPPONENTS

| RANK | PTS | OPPONENT | DATE |
|------|-----|----------------|------------|
| 1 | 19 | Ole Miss | 03/07/2020 |
| 2 | 23 | Missouri | 02/26/2019 |
| 3 | 24 | [13] Missouri | 01/05/2021 |
| 4 | 25 | Missouri | 01/14/2020 |
| | 25 | South Carolina | 02/23/2019 |
| | 25 | [15] Florida | 02/18/2017 |

2ND HALF MARGIN OF VICTORY • SEC OPPONENTS

| RANK | MOV | OPPONENT | DATE |
|------|-------------|-----------------|------------|
| 1 | +27 • 51-24 | [13] Missouri | 01/05/2021 |
| 2 | +22 • 47-25 | South Carolina | 02/23/2019 |
| 3 | +21 • 49-28 | Georgia | 01/18/2020 |
| 4 | +19 • 58-39 | Tennessee | 02/01/2020 |
| | +19 • 50-31 | Missouri | 01/25/2017 |
| 6 | +17 • 43-26 | at Florida | 01/28/2020 |
| | +17 • 43-26 | Tennessee | 02/04/2017 |
| 8 | +16 • 45-29 | at Arkansas | 02/16/2019 |
| 9 | +15 • 42-27 | vs. LSU • SEC-T | 03/08/2017 |

POINTS SCORED LOW • 2ND HALF • SEC OPPONENTS

| RANK | PTS | OPPONENT | DATE |
|------|-----|----------------|------------|
| 1 | 20 | [16] Tennessee | 02/27/2018 |
| 2 | 24 | at Ole Miss | 02/11/2020 |
| | 24 | at Ole Miss | 01/06/2018 |
| 4 | 25 | at LSU | 03/03/2018 |
| | 25 | at Vanderbilt | 02/25/2017 |

POINTS ALLOWED • 2ND HALF • SEC OPPONENTS

| RANK | PTS | OPPONENT | DATE |
|------|-----|--------------|------------|
| 1 | 54 | at Tennessee | 01/21/2017 |
| 2 | 52 | [22] Auburn | 01/13/2018 |
| 3 | 51 | at Texas A&M | 02/22/2020 |
| | 51 | [8] Auburn | 01/04/2020 |
| | 51 | at Georgia | 02/14/2017 |
| 6 | 50 | at Ole Miss | 02/11/2020 |
| | 50 | at Auburn | 02/07/2017 |

2ND HALF MARGIN OF DEFEAT • SEC OPPONENTS

| RANK | MOD | OPPONENT | DATE |
|------|-------------|----------------|------------|
| 1 | -26 • 50-24 | at Ole Miss | 02/11/2020 |
| 2 | -19 • 52-33 | [22] Auburn | 01/13/2018 |
| 3 | -16 • 41-25 | at LSU | 03/03/2018 |
| 4 | -16 • 36-20 | [16] Tennessee | 02/27/2018 |
| 5 | -15 • 40-25 | at Vanderbilt | 02/25/2017 |

FIELD GOALS MADE • SEC OPPONENTS

| RANK | FGM | OPPONENT | DATE |
|------|-----|-----------|------------|
| 1 | 37 | Georgia | 01/18/2020 |
| 2 | 36 | LSU | 03/04/2017 |
| 3 | 33 | Texas A&M | 03/09/2019 |
| | 33 | at LSU | 01/07/2017 |
| | 33 | Alabama | 02/02/2016 |

FIELD GOALS ATTEMPTS • SEC OPPONENTS

| RANK | FGA | OPPONENT | DATE |
|----------|-----------|-----------------|-------------------|
| 1 | 74 | Ole Miss | 02/21/2017 |
| 2 | 71 | at Alabama | 01/29/2019 |
| | 71 | Alabama | 02/02/2016 |
| 4 | 69 | Kentucky | 01/02/2021 |
| | 69 | at Alabama | 01/08/2020 |
| | 69 | at Missouri | 02/10/2018 |

FIELD GOAL PERCENTAGE • SEC OPPONENTS

| RANK | FG% | OPPONENT | DATE |
|----------|---------------------|----------------------|-------------------|
| 1 | 61.7 • 37-60 | Georgia | 01/18/2020 |
| 2 | 60.8 • 31-51 | at Vanderbilt | 01/09/2021 |
| 3 | 58.8 • 30-51 | at Arkansas | 02/15/2020 |
| 4 | 58.5 • 31-53 | at Vanderbilt | 02/14/2018 |
| 5 | 58.3 • 28-48 | vs. LSU • SEC-T | 03/08/2018 |
| 6 | 57.1 • 28-49 | Tennessee | 02/01/2020 |
| | 57.1 • 32-56 | Missouri | 01/25/2017 |
| 8 | 56.4 • 31-55 | Ole Miss | 02/17/2018 |
| 9 | 54.7 • 29-53 | Missouri | 01/27/2018 |
| 10 | 54.5 • 30-55 | Missouri | 01/14/2020 |
| | 54.5 • 36-66 | LSU | 03/04/2017 |

FIELD GOALS MADE • 1ST HALF • SEC OPPONENTS

| RANK | FGM | OPPONENT | DATE |
|------|-----|-------------|------------|
| 1 | 20 | at LSU | 01/07/2017 |
| 2 | 19 | LSU | 03/04/2017 |
| 3 | 18 | at Arkansas | 02/15/2020 |
| | 18 | Georgia | 01/18/2020 |
| | 18 | Arkansas | 02/09/2016 |
| 6 | 17 | Alabama | 02/25/2020 |
| | 17 | Missouri | 01/14/2020 |

FIELD GOAL PERCENTAGE • 1ST HALF • SEC OPPONENTS

| RANK | FG% | OPPONENT | DATE |
|----------|---------------------|----------------------|-------------------|
| 1 | 64.0 • 16-25 | vs. LSU • SEC-T | 03/08/2018 |
| 2 | 62.5 • 15-24 | at Vanderbilt | 01/09/2021 |
| 3 | 62.1 • 18-29 | at Arkansas | 02/15/2020 |
| 4 | 60.7 • 17-28 | Missouri | 01/14/2020 |
| 5 | 60.0 • 15-25 | [21] LSU | 02/06/2019 |
| | 60.0 • 18-30 | Arkansas | 02/09/2016 |

FIELD GOALS MADE • 2ND HALF • SEC OPPONENTS

| RANK | FGM | OPPONENT | DATE |
|----------|-----------|---------------------------|-------------------|
| 1 | 21 | at Alabama | 01/29/2019 |
| 2 | 19 | [13] Missouri | 01/05/2021 |
| | 19 | Georgia | 01/18/2020 |
| 4 | 18 | Tennessee | 02/01/2020 |
| | 18 | vs. [8] Tennessee • SEC-T | 03/15/2019 |
| | 18 | at Vanderbilt | 02/14/2018 |
| | 18 | at Missouri | 02/10/2018 |
| | 18 | Missouri | 01/27/2018 |
| | 18 | at Auburn | 02/07/2017 |
| | 18 | Missouri | 01/25/2017 |
| | 18 | [5] Kentucky | 01/17/2017 |
| | 18 | Tennessee | 01/16/2016 |

FIELD GOAL PERCENTAGE • 2ND HALF • SEC OPPONENTS

| RANK | FG% | OPPONENT | DATE |
|----------|---------------------|----------------------|-------------------|
| 1 | 69.2 • 18-26 | Tennessee | 02/01/2020 |
| 2 | 68.4 • 13-19 | Texas A&M | 01/14/2017 |
| 3 | 67.9 • 19-28 | [13] Missouri | 01/05/2021 |
| | 67.9 • 19-28 | Georgia | 01/18/2020 |
| 5 | 66.7 • 18-27 | at Vanderbilt | 02/14/2018 |
| | 66.7 • 18-27 | Missouri | 01/27/2018 |
| 7 | 65.4 • 17-26 | South Carolina | 02/23/2019 |

3-POINT FIELD GOALS MADE • SEC OPPONENTS

| RANK | 3FGM | OPPONENT | DATE |
|----------|-----------|-----------------------|-------------------|
| 1 | 16 | Texas A&M | 03/09/2019 |
| 2 | 13 | [16] Auburn | 01/26/2019 |
| 3 | 12 | at Georgia | 12/30/2020 |
| | 12 | Ole Miss | 02/17/2018 |
| | 12 | Missouri | 01/25/2017 |
| | 12 | at Arkansas | 01/10/2017 |
| | 12 | Ole Miss | 01/23/2016 |
| 8 | 11 | vs. Texas A&M • SEC-T | 03/14/2019 |
| | 11 | at South Carolina | 01/08/2019 |
| | 11 | at Missouri | 02/10/2018 |
| | 11 | vs. LSU • SEC-T | 03/08/2017 |
| | 11 | [19] South Carolina | 02/11/2017 |
| | 11 | at Auburn | 02/07/2017 |
| | 11 | at LSU | 01/07/2017 |
| | 11 | Auburn | 03/05/2016 |
| | 11 | at South Carolina | 01/26/2016 |

3-POINT FIELD GOAL ATTEMPTS • SEC OPPONENTS

| RANK | 3FGA | OPPONENT | DATE |
|------|------|-----------------|------------|
| 1 | 34 | Texas A&M | 03/09/2019 |
| 2 | 31 | at Missouri | 02/10/2018 |
| 3 | 30 | at Auburn | 03/20/2019 |
| | 30 | [16] Auburn | 01/26/2019 |
| | 30 | vs. LSU • SEC-T | 03/08/2017 |

3-POINT FIELD GOAL PERCENTAGE • SEC OPPONENTS

| RANK | 3FG% | OPPONENT | DATE |
|------|--------------|-----------------|------------|
| 1 | 58.8 • 10-17 | Florida | 01/15/2019 |
| | 58.8 • 10-17 | vs. LSU • SEC-T | 03/08/2018 |
| | 58.8 • 10-17 | at Vanderbilt | 02/14/2018 |
| 3 | 52.2 • 12-23 | Ole Miss | 02/17/2018 |
| | 52.2 • 12-23 | Missouri | 01/25/2017 |
| 5 | 50.0 • 11-22 | at LSU | 01/07/2017 |
| | 50.0 • 12-24 | Ole Miss | 01/23/2016 |

FREE THROWS MADE • SEC OPPONENTS

| RANK | FTM | OPPONENT | DATE |
|------|-----|-------------------|------------|
| 1 | 28 | South Carolina | 02/19/2020 |
| 2 | 27 | Arkansas | 01/22/2020 |
| | 27 | at Auburn | 02/07/2017 |
| 4 | 25 | Tennessee | 02/01/2020 |
| 5 | 24 | [22] Arkansas | 01/02/2018 |
| | 24 | Texas A&M | 01/14/2017 |
| 7 | 23 | [16] Auburn | 01/26/2019 |
| | 23 | at Texas A&M | 02/20/2018 |
| 9 | 22 | at South Carolina | 03/03/2020 |
| | 22 | at Arkansas | 01/10/2017 |
| 10 | 20 | at Ole Miss | 02/11/2020 |
| | 20 | Arkansas | 02/09/2016 |

FREE THROW ATTEMPTS • SEC OPPONENTS

| RANK | FTA | OPPONENT | DATE |
|------|-----|----------------|------------|
| 1 | 40 | [22] Arkansas | 01/02/2018 |
| 2 | 36 | South Carolina | 02/19/2020 |
| 3 | 34 | [16] Auburn | 01/26/2019 |
| | 34 | at Auburn | 02/07/2017 |
| 5 | 32 | at Arkansas | 01/10/2017 |
| 6 | 31 | Arkansas | 01/22/2020 |
| | 31 | Tennessee | 02/04/2017 |
| 8 | 30 | Tennessee | 02/01/2020 |
| | 30 | Texas A&M | 01/14/2017 |

FREE THROW PERCENTAGE • SEC OPPONENTS

| RANK | FT% | OPPONENT | DATE |
|----------|---------------------|----------------------------|-------------------|
| 1 | 93.3 • 14-15 | at South Carolina | 01/31/2018 |
| 2 | 92.3 • 12-13 | vs. LSU • SEC-T | 03/08/2017 |
| 3 | 90.5 • 19-21 | [13] Missouri | 01/05/2021 |
| 4 | 90.0 • 18-20 | South Carolina | 02/23/2019 |
| 5 | 88.2 • 15-17 | at Florida | 01/28/2020 |
| | 88.2 • 15-17 | Ole Miss | 02/23/2016 |
| 7 | 87.5 • 14-16 | vs. [13] Tennessee • SEC-T | 03/09/2018 |
| | 87.5 • 14-16 | at [14] Kentucky | 01/12/2016 |
| 9 | 87.1 • 27-31 | Arkansas | 01/22/2020 |
| 10 | 85.7 • 18-21 | at LSU | 01/11/2020 |
| | 85.7 • 12-14 | at Vanderbilt | 01/19/2019 |

REBOUNDS • SEC OPPONENTS

| RANK | REB | OPPONENT | DATE |
|----------|-----------|-----------------|-------------------|
| 1 | 55 | Tennessee | 02/04/2017 |
| 2 | 50 | Arkansas | 02/09/2016 |
| 3 | 49 | at LSU | 01/11/2020 |
| | 49 | Ole Miss | 02/21/2017 |
| 5 | 46 | Kentucky | 01/02/2021 |
| | 46 | [8] Auburn | 01/04/2020 |
| 7 | 45 | at Ole Miss | 01/06/2018 |
| 8 | 44 | at Texas A&M | 02/20/2018 |
| 9 | 43 | at Alabama | 01/29/2019 |
| | 43 | Auburn | 03/05/2016 |
| | 43 | at Missouri | 01/30/2016 |

REBOUNDING MARGIN • SEC OPPONENTS

| RANK | RM | OPPONENT | DATE |
|----------|--------------------|----------------------|-------------------|
| 1 | +20 • 41-21 | at Auburn | 03/02/2019 |
| 2 | +18 • 40-22 | Georgia | 01/18/2020 |
| | +18 • 49-31 | at LSU | 01/11/2020 |
| 4 | +17 • 37-20 | Georgia | 02/03/2018 |
| 5 | +15 • 37-22 | [13] Missouri | 01/05/2021 |

REBOUNDING DEFICIT • SEC OPPONENTS

| RANK | RD | OPPONENT | DATE |
|------|-------------|----------------------------|------------|
| 1 | -25 • 51-26 | at South Carolina | 01/26/2016 |
| 2 | -17 • 50-33 | vs. [13] Tennessee • SEC-T | 03/09/2018 |
| | -17 • 43-26 | Alabama | 01/03/2017 |
| 4 | -15 • 38-23 | Texas A&M | 01/14/2017 |
| 5 | -14 • 49-35 | at Tennessee | 01/21/2017 |

ASSISTS • SEC OPPONENTS

| RANK | ASST | OPPONENT | DATE |
|------|------|----------------|------------|
| 1 | 22 | Texas A&M | 03/09/2019 |
| 2 | 21 | Georgia | 01/18/2020 |
| | 21 | LSU | 03/04/2017 |
| 4 | 20 | [16] Auburn | 01/26/2019 |
| | 20 | Vanderbilt | 01/16/2018 |
| | 20 | South Carolina | 02/27/2016 |
| 7 | 19 | at Texas A&M | 02/22/2020 |
| | 19 | Florida | 01/15/2019 |
| | 19 | at Texas A&M | 02/20/2018 |
| 10 | 18 | at Vanderbilt | 02/14/2018 |
| | 18 | Tennessee | 01/16/2016 |

STEALS • SEC OPPONENTS

| RANK | STL | OPPONENT | DATE |
|------|-----|-----------------|------------|
| 1 | 15 | Alabama | 02/12/2019 |
| 2 | 14 | at Arkansas | 02/16/2019 |
| 3 | 13 | South Carolina | 02/24/2018 |
| | 13 | Ole Miss | 02/21/2017 |
| | 13 | South Carolina | 02/27/2016 |
| 6 | 12 | vs. LSU • SEC-T | 03/08/2017 |
| | 12 | at Ole Miss | 03/02/2016 |
| 8 | 11 | [21] LSU | 02/06/2019 |
| | 11 | [16] Auburn | 01/26/2019 |
| | 11 | Texas A&M | 01/14/2017 |
| | 11 | at Florida | 01/19/2016 |

BLOCKS • SEC OPPONENTS

| RANK | BLK | OPPONENT | DATE |
|------|-----|----------------------------|------------|
| 1 | 12 | [8] Auburn | 01/04/2020 |
| | 12 | at South Carolina | 01/26/2016 |
| 3 | 10 | South Carolina | 02/23/2019 |
| 4 | 9 | at South Carolina | 01/08/2019 |
| | 9 | Arkansas | 02/09/2016 |
| 6 | 8 | Alabama | 02/25/2020 |
| | 8 | Vanderbilt | 02/08/2020 |
| | 8 | Missouri | 02/26/2019 |
| | 8 | vs. [13] Tennessee • SEC-T | 03/09/2018 |
| | 8 | vs. LSU • SEC-T | 03/08/2018 |
| | 8 | [22] Auburn | 01/13/2018 |
| | 8 | [22] Arkansas | 01/02/2018 |

TURNOVERS • SEC OPPONENTS

| RANK | TO | OPPONENT | DATE |
|------|----|---------------------|------------|
| 1 | 22 | South Carolina | 02/19/2020 |
| | 22 | Ole Miss | 02/21/2017 |
| 3 | 20 | at South Carolina | 02/28/2017 |
| 4 | 19 | [19] South Carolina | 02/11/2017 |
| | 19 | at Ole Miss | 01/31/2017 |
| | 19 | [5] Kentucky | 01/17/2017 |
| | 19 | at [14] Kentucky | 01/12/2016 |

BEN HOWLAND ERA RECORDS • INDIVIDUAL

POINTS SCORED • ALL GAMES

| RANK | PTS | PLAYER | OPPONENT | DATE |
|-----------|-----------|-------------------------|-----------------------------|-------------------|
| 1 | 35 | Tyson Carter | North Dakota State | 11/30/2017 |
| 2 | 32 | D.J. Stewart Jr. | vs. Dayton | 12/12/2020 |
| 3 | 31 | Quinnndary Weatherspoon | at Georgia | 02/20/2019 |
| 4 | 29 | Quinnndary Weatherspoon | Missouri | 01/25/2017 |
| 5 | 28 | Tyson Carter | Sam Houston State | 11/08/2019 |
| | 28 | Aric Holman | BYU | 12/29/2018 |
| | 28 | Lamar Peters | vs. Clemson | 12/08/2018 |
| | 28 | Gavin Ware | at Ole Miss | 03/02/2016 |
| | 28 | Gavin Ware | Alabama | 02/02/2016 |
| 10 | 27 | Reggie Perry | at Florida | 01/28/2020 |
| | 27 | Quinnndary Weatherspoon | vs. Liberty • NCAA-T | 03/22/2019 |
| | 27 | Quinnndary Weatherspoon | LSU | 02/06/2019 |
| | 27 | Quinnndary Weatherspoon | at Ole Miss | 02/02/2019 |
| | 27 | Quinnndary Weatherspoon | [16] Auburn | 01/26/2019 |
| | 27 | Quinnndary Weatherspoon | BYU | 12/29/2018 |
| | 27 | Lamar Peters | McNeese State | 12/04/2018 |
| | 27 | Quinnndary Weatherspoon | Morehead State | 12/22/2016 |
| 18 | 26 | Tyson Carter | at Arkansas | 02/15/2020 |
| | 26 | Reggie Perry | Arkansas | 01/22/2020 |
| | 26 | Reggie Perry | Kent State | 12/30/2019 |
| | 26 | Gavin Ware | Eastern Washington | 11/13/2015 |
| 22 | 25 | Reggie Perry | Vanderbilt | 02/08/2020 |
| | 25 | Quinnndary Weatherspoon | at Auburn | 03/02/2019 |
| | 25 | Tyson Carter | Stephen F. Austin • SFA | 11/22/2017 |
| | 25 | Quinnndary Weatherspoon | at Auburn | 02/07/2017 |
| | 25 | Lamar Peters | [5] Kentucky | 01/17/2017 |
| | 25 | Quinnndary Weatherspoon | at Arkansas | 01/10/2017 |
| | 25 | Quinnndary Weatherspoon | Missouri-Kansas City • UMKC | 12/29/2016 |
| | 25 | Quinnndary Weatherspoon | vs. Boise State | 11/18/2016 |
| | 25 | Malik Newman | Ole Miss | 01/23/2016 |
| | 25 | Gavin Ware | vs. Missouri State | 11/22/2015 |
| | 25 | I.J. Ready | Eastern Washington | 11/13/2015 |
| 33 | 24 | Iverson Molinar | at Vanderbilt | 01/09/2021 |
| | 24 | D.J. Stewart | [13] Missouri | 01/05/2021 |
| | 24 | Iverson Molinar | at Georgia | 12/30/2020 |
| | 24 | Tyson Carter | at South Carolina | 03/03/2020 |
| | 24 | Reggie Perry | at Ole Miss | 02/11/2020 |
| | 24 | Reggie Perry | Tennessee | 02/01/2020 |
| | 24 | Lamar Peters | vs. LSU • SEC-T | 03/08/2018 |
| | 24 | Lamar Peters | Georgia State | 12/04/2016 |
| | 24 | Quinnndary Weatherspoon | Vanderbilt | 02/16/2016 |
| | 24 | Craig Sword | at [21] Texas A&M | 02/24/2016 |
| 43 | 23 | D.J. Stewart Jr. | Texas State | 11/30/2020 |
| | 23 | Reggie Perry | Missouri | 01/14/2020 |
| | 23 | Tyson Carter | Florida International | 11/05/2019 |
| | 23 | Aric Holman | North Florida • UNF | 12/30/2017 |
| | 23 | Lamar Peters | at Auburn | 02/07/2017 |
| | 23 | Lamar Peters | Missouri | 01/25/2017 |
| | 23 | Quinnndary Weatherspoon | Tennessee | 01/16/2016 |
| 50 | 22 | Reggie Perry | Ole Miss | 03/07/2020 |
| | 22 | Reggie Perry | Georgia | 01/18/2020 |
| | 22 | Tyson Carter | vs. [17] Villanova | 11/22/2019 |
| | 22 | Tyson Carter | Missouri | 02/26/2019 |
| | 22 | Quinnndary Weatherspoon | at Arkansas | 02/16/2019 |
| | 22 | Lamar Peters | Alabama | 02/12/2019 |
| | 22 | Aric Holman | vs. Arizona State | 11/19/2018 |
| | 22 | Quinnndary Weatherspoon | Hartford | 11/11/2018 |
| | 22 | Lamar Peters | vs. [13] Tennessee • SEC-T | 03/09/2018 |
| | 22 | Lamar Peters | at Missouri | 02/10/2018 |
| | 22 | Nick Weatherspoon | [22] Arkansas | 01/02/2018 |
| | 22 | Quinnndary Weatherspoon | [22] Arkansas | 01/02/2018 |
| | 22 | Quinnndary Weatherspoon | North Georgia | 12/09/2017 |
| | 22 | Tyson Carter | [19] South Carolina | 02/11/2017 |
| | 22 | Quinnndary Weatherspoon | Norfolk State | 11/11/2016 |
| | 22 | Gavin Ware | UT Martin | 11/28/2015 |
| 66 | 21 | Iverson Molinar | Jackson State | 12/08/2020 |
| | 21 | Reggie Perry | Alabama | 02/25/2020 |
| | 21 | Nick Weatherspoon | Vanderbilt | 02/08/2020 |
| | 21 | Reggie Perry | [8] Auburn | 01/04/2020 |
| | 21 | Iverson Molinar | vs. Tulane | 11/21/2019 |
| | 21 | Robert Woodard II | New Orleans | 11/17/2019 |
| | 21 | Lamar Peters | vs. Liberty • NCAA-T | 03/22/2019 |

| RANK | PTS | PLAYER | OPPONENT | DATE |
|-----------|-----------|-------------------------|---------------------------|-------------------|
| | 21 | Lamar Peters | Texas A&M | 03/09/2019 |
| | 21 | Tyson Carter | at Auburn | 03/02/2019 |
| | 21 | Reggie Perry | South Carolina | 02/23/2019 |
| | 21 | Reggie Perry | at Ole Miss | 02/02/2019 |
| | 21 | Quinnndary Weatherspoon | at Dayton | 11/30/2018 |
| | 21 | Quinnndary Weatherspoon | Long Beach State | 11/16/2018 |
| | 21 | Quinnndary Weatherspoon | Austin Peay | 11/09/2018 |
| | 21 | Quinnndary Weatherspoon | Little Rock | 12/20/2017 |
| | 21 | Aric Holman | UT Martin | 12/16/2017 |
| | 21 | Quinnndary Weatherspoon | UT Martin | 12/16/2017 |
| | 21 | Quinnndary Weatherspoon | Oregon State | 12/01/2016 |
| | 21 | Gavin Ware | Arkansas | 02/09/2016 |
| | 21 | Gavin Ware | Tennessee | 01/16/2016 |
| | 21 | Craig Sword | at Arkansas | 01/09/2016 |
| 86 | 20 | Iverson Molinar | [13] Missouri | 01/05/2021 |
| | 20 | Iverson Molinar | vs. Dayton | 12/12/2020 |
| | 20 | Tolu Smith | vs. Liberty | 11/26/2020 |
| | 20 | D.J. Stewart Jr. | vs. Liberty | 11/26/2020 |
| | 20 | D.J. Stewart Jr. | Tennessee | 02/01/2020 |
| | 20 | Nick Weatherspoon | at Alabama | 01/08/2020 |
| | 20 | Tyson Carter | Louisiana Tech | 12/05/2019 |
| | 20 | Aric Holman | vs. [8] Tennessee • SEC-T | 03/15/2019 |
| | 20 | Quinnndary Weatherspoon | Texas A&M | 03/09/2019 |
| | 20 | Quinnndary Weatherspoon | Missouri | 02/26/2019 |
| | 20 | Quinnndary Weatherspoon | Alabama | 02/12/2019 |
| | 20 | Aric Holman | at South Carolina | 01/08/2019 |
| | 20 | Quinnndary Weatherspoon | vs. Clemson | 12/08/2018 |
| | 20 | Lamar Peters | Georgia | 02/03/2018 |
| | 20 | Quinnndary Weatherspoon | Missouri | 01/27/2018 |
| | 20 | Tyson Carter | Dayton | 12/03/2017 |
| | 20 | Quinnndary Weatherspoon | Stephen F. Austin • SFA | 11/22/2017 |
| | 20 | I.J. Ready | Ole Miss | 02/21/2017 |
| | 20 | I.J. Ready | Lehigh | 11/25/2016 |
| | 20 | I.J. Ready | at South Carolina | 01/26/2016 |
| | 20 | I.J. Ready | at Florida | 01/19/2016 |
| | 20 | Craig Sword | at Kentucky | 01/12/2016 |
| | 20 | Malik Newman | vs Northern Colorado | 12/23/2015 |
| | 20 | Craig Sword | at Florida State • FSU | 12/16/2015 |
| | 20 | Craig Sword | vs Miami • Florida | 11/19/2015 |

FIELD GOALS MADE • ALL GAMES

| RANK | FGM | PLAYER | OPPONENT | DATE |
|-----------|-----------|-------------------------|----------------------|-------------------|
| 1 | 13 | D.J. Stewart Jr. | vs. Dayton | 12/12/2020 |
| 2 | 12 | Tyson Carter | North Dakota State | 11/30/2017 |
| | 12 | Gavin Ware | Alabama | 02/02/2016 |
| | 12 | Gavin Ware | vs Missouri State | 11/22/2015 |
| 5 | 11 | Quinnndary Weatherspoon | at Georgia | 02/20/2019 |
| | 11 | Quinnndary Weatherspoon | LSU | 02/06/2019 |
| | 11 | Aric Holman | BYU | 12/29/2018 |
| | 11 | Quinnndary Weatherspoon | Missouri | 01/25/2017 |
| | 11 | Gavin Ware | at Ole Miss | 03/02/2016 |
| | 11 | Gavin Ware | Eastern Washington | 11/13/2015 |
| 11 | 10 | D.J. Stewart Jr. | [13] Missouri | 01/05/2021 |
| | 10 | Iverson Molinar | vs. Dayton | 12/12/2020 |
| | 10 | Quinnndary Weatherspoon | Austin Peay | 11/09/2018 |
| | 10 | Aric Holman | North Florida • UNF | 12/30/2017 |
| | 10 | Quinnndary Weatherspoon | Morehead State | 12/22/2016 |
| | 10 | Gavin Ware | vs Miami • Florida | 11/19/2015 |

FIELD GOAL ATTEMPTS • ALL GAMES

| RANK | FGA | PLAYER | OPPONENT | DATE |
|----------|-----------|-------------------------|-------------------|-------------------|
| 1 | 23 | Iverson Molinar | vs. Dayton | 12/12/2020 |
| 2 | 22 | D.J. Stewart Jr. | vs. Dayton | 12/12/2020 |
| 3 | 21 | Iverson Molinar | Kentucky | 01/02/2021 |
| 4 | 20 | D.J. Stewart Jr. | at Georgia | 12/30/2020 |
| | 20 | Quinnndary Weatherspoon | [15] Florida | 02/18/2017 |

BEN HOWLAND ERA RECORDS • INDIVIDUAL

FIELD GOAL PERCENTAGE • ALL GAMES • MIN • 5 FGM

| RANK | FG% | PLAYER | OPPONENT | DATE |
|------|--------------------|-------------------------|--------------------|-------------------|
| 1 | 100.0 • 7-7 | Nick Weatherspoon | Ole Miss | 02/17/2018 |
| | 100.0 • 6-6 | Abdul Ado | at Vanderbilt | 02/14/2018 |
| | 100.0 • 6-6 | Quinnndary Weatherspoon | UT Martin | 11/28/2015 |
| | 100.0 • 5-5 | Abdul Ado | vs. Liberty | 11/26/2020 |
| | 100.0 • 5-5 | Iverson Molinar | Kent State | 12/30/2019 |
| | 100.0 • 5-5 | KeyShawn Feazell | North Georgia | 12/09/2017 |
| | 100.0 • 5-5 | Aric Holman | North Georgia | 12/09/2017 |
| | 100.0 • 5-5 | Schnider Herard | at Alabama | 01/28/2017 |
| 9 | 88.9 • 8-9 | Nick Weatherspoon | Vanderbilt | 02/08/2020 |
| | 88.9 • 8-9 | Quinnndary Weatherspoon | Alabama State | 11/10/2017 |

3-POINT FIELD GOALS MADE • ALL GAMES

| RANK | 3FGM | PLAYER | OPPONENT | DATE |
|------|------|-------------------------|--------------------|------------|
| 1 | 8 | Lamar Peters | vs. Clemson | 12/08/2018 |
| | 8 | Lamar Peters | McNeese State | 12/04/2018 |
| 3 | 7 | Lamar Peters | Missouri | 01/25/2017 |
| | 7 | Malik Newman | Ole Miss | 01/23/2016 |
| 5 | 6 | Tyson Carter | Texas A&M | 03/09/2019 |
| | 6 | Tyson Carter | at Auburn | 03/02/2019 |
| | 6 | Tyson Carter | Dayton | 12/03/2017 |
| | 6 | Tyson Carter | North Dakota State | 11/30/2017 |
| | 6 | Quinnndary Weatherspoon | at Arkansas | 01/10/2017 |
| | 6 | Lamar Peters | Georgia State | 12/04/2016 |

3-POINT FIELD GOAL ATTEMPTS • ALL GAMES

| RANK | 3FGA | PLAYER | OPPONENT | DATE |
|------|------|--------------|----------------|------------|
| 1 | 14 | Tyson Carter | at Auburn | 03/02/2019 |
| 2 | 13 | Tyson Carter | Louisiana Tech | 12/05/2019 |
| | 13 | Lamar Peters | McNeese State | 12/04/2018 |
| 4 | 11 | Lamar Peters | vs. Clemson | 12/08/2018 |
| | 11 | Lamar Peters | Missouri | 01/25/2017 |

3-POINT FIELD GOAL PERCENTAGE • ALL GAMES • MIN • 3 FGM

| RANK | 3FG% | PLAYER | OPPONENT | DATE |
|------|-------------|-------------------------|---------------------------|------------|
| 1 | 100.0 • 5-5 | Aric Holman | vs. [8] Tennessee • SEC-T | 03/15/2019 |
| | 100.0 • 5-5 | Xavian Stapleton | at Vanderbilt | 02/14/2018 |
| | 100.0 • 4-4 | Quinnndary Weatherspoon | North Georgia | 12/09/2017 |
| | 100.0 • 4-4 | Quinnndary Weatherspoon | vs. Southern Miss • USM | 12/19/2016 |
| | 100.0 • 3-3 | Reggie Perry | at Florida | 01/28/2020 |
| | 100.0 • 3-3 | Reggie Perry | at Coastal Carolina | 11/24/2019 |
| | 100.0 • 3-3 | Quinnndary Weatherspoon | Cincinnati | 12/15/2018 |
| | 100.0 • 3-3 | Aric Holman | at [25] Cincinnati | 12/12/2017 |
| | 100.0 • 3-3 | Quinnndary Weatherspoon | at Vanderbilt | 02/25/2017 |
| | 100.0 • 3-3 | Mario Kegler | at Auburn | 02/07/2016 |
| | 100.0 • 3-3 | I.J. Ready | at South Carolina | 01/26/2016 |
| | 100.0 • 3-3 | Travis Daniels | Southern | 11/16/2015 |
| 13 | 85.7 • 6-7 | Quinnndary Weatherspoon | at Arkansas | 01/10/2017 |

FREE THROWS MADE • ALL GAMES

| RANK | FTM | PLAYER | OPPONENT | DATE |
|------|-----|-------------------------|-------------------------|------------|
| 1 | 14 | Reggie Perry | Arkansas | 01/22/2020 |
| | 14 | Quinnndary Weatherspoon | Wofford | 12/19/2018 |
| 3 | 13 | Quinnndary Weatherspoon | vs. Liberty • NCAA-T | 03/22/2019 |
| 4 | 12 | Reggie Perry | Tennessee | 02/01/2020 |
| 5 | 11 | Quinnndary Weatherspoon | [16] Auburn | 01/26/2019 |
| | 11 | Quinnndary Weatherspoon | Stephen F. Austin • SFA | 11/22/2017 |
| | 11 | Lamar Peters | Texas A&M | 01/14/2017 |
| 8 | 10 | Reggie Perry | Kent State | 12/30/2019 |
| | 10 | Lamar Peters | at Auburn | 02/07/2017 |

FREE THROW ATTEMPTS • ALL GAMES

| RANK | FTA | PLAYER | OPPONENT | DATE |
|-----------|-----------|-------------------------|-------------------------|-------------------|
| 1 | 16 | Quinnndary Weatherspoon | vs. Liberty • NCAA-T | 03/22/2019 |
| | 16 | Reggie Perry | LSU | 02/06/2019 |
| 3 | 15 | Reggie Perry | Tennessee | 02/01/2020 |
| | 15 | Reggie Perry | Arkansas | 01/22/2020 |
| | 15 | Quinnndary Weatherspoon | Wofford | 12/19/2018 |
| 6 | 14 | Javian Davis | Jackson State | 12/08/2020 |
| | 14 | Reggie Perry | Kent State | 12/30/2019 |
| | 14 | Quinnndary Weatherspoon | Stephen F. Austin • SFA | 11/22/2017 |
| | 14 | Schnider Herard | Tennessee | 02/04/2017 |
| 10 | 12 | Tolu Smith | vs. Clemson | 11/25/2020 |

FREE THROW PERCENTAGE • ALL GAMES • MIN • 7 FTM

| RANK | FT% | PLAYER | OPPONENT | DATE |
|------|---------------|-------------------------|-----------------|------------|
| 1 | 100.0 • 11-11 | Quinnndary Weatherspoon | [16] Auburn | 01/26/2019 |
| | 100.0 • 11-11 | Lamar Peters | Texas A&M | 01/14/2017 |
| | 100.0 • 9-9 | E.J. Datcher | Alabama State | 11/10/2017 |
| | 100.0 • 9-9 | Gavin Ware | Arkansas | 02/09/2016 |
| | 100.0 • 7-7 | Tyson Carter | Radford | 12/18/2019 |
| | 100.0 • 7-7 | Reggie Perry | Missouri | 02/26/2019 |
| | 100.0 • 7-7 | Reggie Perry | South Carolina | 02/23/2019 |
| | 100.0 • 7-7 | Quinnndary Weatherspoon | BYU | 12/29/2018 |
| | 100.0 • 7-7 | Quinnndary Weatherspoon | vs. LSU • SEC-T | 03/08/2017 |
| 10 | 93.3 • 14-15 | Reggie Perry | Arkansas | 01/22/2020 |
| | 93.3 • 14-15 | Quinnndary Weatherspoon | Wofford | 12/19/2018 |

REBOUNDS • ALL GAMES

| RANK | REB | PLAYER | OPPONENT | DATE |
|------|-----|-------------------------|------------------------|------------|
| 1 | 17 | Reggie Perry | Kent State | 12/30/2019 |
| 2 | 16 | Reggie Perry | at South Carolina | 03/03/2020 |
| | 16 | Robert Woodard II | New Orleans | 11/17/2019 |
| 4 | 15 | Reggie Perry | at LSU | 01/11/2020 |
| | 15 | Schnider Herard | Tennessee | 02/04/2017 |
| 6 | 14 | Reggie Perry | Ole Miss | 03/07/2020 |
| | 14 | Reggie Perry | Louisiana Tech | 12/05/2019 |
| | 14 | Reggie Perry | Louisiana-Monroe • ULM | 11/14/2019 |
| | 14 | Reggie Perry | Sam Houston State | 11/08/2019 |
| | 14 | Reggie Perry | at Auburn | 03/02/2019 |
| | 14 | Reggie Perry | Long Beach State | 11/16/2018 |
| | 14 | Quinnndary Weatherspoon | at Louisville • NIT | 03/20/2018 |
| | 14 | Aric Holman | Vanderbilt | 01/16/2018 |
| | 14 | Quinnndary Weatherspoon | at Missouri | 01/30/2016 |

ASSISTS • ALL GAMES

| RANK | ASST | PLAYER | OPPONENT | DATE |
|------|------|-------------------------|----------------------|------------|
| 1 | 14 | Lamar Peters | Nebraska • NIT | 03/14/2018 |
| 2 | 13 | I.J. Ready | at South Carolina | 02/28/2017 |
| 3 | 11 | I.J. Ready | vs Northern Colorado | 12/23/2015 |
| | 11 | I.J. Ready | vs Missouri State | 11/22/2015 |
| 5 | 10 | Tyson Carter | vs. Coastal Carolina | 11/24/2019 |
| | 10 | Lamar Peters | [16] Auburn | 01/26/2019 |
| | 10 | Lamar Peters | at Baylor • NIT | 03/18/2018 |
| | 10 | Quinnndary Weatherspoon | North Dakota State | 11/30/2017 |

STEALS • ALL GAMES

| RANK | STL | PLAYER | OPPONENT | DATE |
|------|-----|-------------------------|-----------------------|------------|
| 1 | 6 | Tyson Carter | Florida International | 11/06/2019 |
| | 6 | Lamar Peters | Missouri | 02/26/2019 |
| | 6 | Quinnndary Weatherspoon | at Arkansas | 02/16/2019 |
| | 6 | Quinnndary Weatherspoon | Hartford | 11/11/2018 |
| 4 | 5 | Lamar Peters | Texas A&M | 01/14/2017 |
| | 5 | I.J. Ready | at Arkansas | 01/10/2017 |
| | 5 | I.J. Ready | Oregon State | 12/01/2016 |
| | 5 | I.J. Ready | Northwestern State | 11/28/2016 |
| | 5 | I.J. Ready | South Carolina | 02/27/2016 |

BLOCKS • ALL GAMES

| RANK | BLK | PLAYER | OPPONENT | DATE |
|----------|----------|------------------|-------------------------|-------------------|
| 1 | 9 | Abdul Ado | [8] Auburn | 01/04/2020 |
| 2 | 6 | Abdul Ado | South Carolina | 02/23/2019 |
| 3 | 5 | Abdul Ado | North Texas | 12/04/2020 |
| | 5 | Abdul Ado | Sam Houston State | 11/08/2019 |
| | 5 | Abdul Ado | Missouri | 02/26/2019 |
| | 5 | Aric Holman | at South Carolina | 01/08/2019 |
| | 5 | Abdul Ado | Stephen F. Austin • SFA | 11/22/2017 |
| | 5 | Aric Holman | Northwestern State | 11/28/2016 |
| | 5 | Aric Holman | Norfolk State | 11/11/2016 |

PLAYER CAREER STATS

NO. 0 JALEN JOHNSON • 2016-17 • FRESHMAN • SAINT LOUIS

| OPPONENT | GS | PTS | REB | ASST | BLK | STL |
|----------------------------|-----------|------------|------------|-----------|-----------|-----------|
| Ball State | | 10 | 3 | 1 | 0 | 1 |
| Southern Utah | | 4 | 2 | 0 | 0 | 1 |
| Eastern Illinois | | 5 | 3 | 0 | 2 | 1 |
| vs. Brigham Young • BYU | | 3 | 1 | 0 | 0 | 0 |
| vs. Alabama | | 8 | 2 | 1 | 0 | 0 |
| Samford | | 7 | 4 | 0 | 1 | 0 |
| Kansas State | | 4 | 2 | 0 | 0 | 1 |
| at Wichita State | | 5 | 5 | 0 | 0 | 0 |
| Chicago State | | 4 | 3 | 1 | 0 | 1 |
| at SIU • Carbondale | | 3 | 0 | 0 | 0 | 0 |
| SIU • Edwardsville | | 2 | 2 | 1 | 0 | 0 |
| Winthrop | | 13 | 4 | 1 | 1 | 1 |
| Rhode Island • URI | | 4 | 5 | 0 | 0 | 1 |
| at La Salle | | 0 | 2 | 2 | 0 | 0 |
| Davidson | | 9 | 4 | 1 | 0 | 0 |
| at Duquesne | • | 9 | 3 | 1 | 0 | 0 |
| at George Mason | • | 17 | 10 | 2 | 0 | 1 |
| St. Bonaventure | • | 8 | 3 | 1 | 0 | 0 |
| at Dayton | • | 6 | 5 | 0 | 0 | 0 |
| Massachusetts • UMass | • | 14 | 9 | 0 | 1 | 2 |
| at George Washington • GW | • | 6 | 4 | 1 | 0 | 2 |
| George Mason | • | 8 | 8 | 0 | 1 | 0 |
| North Carolina A&T | • | 6 | 4 | 2 | 0 | 3 |
| at St. Bonaventure | • | 5 | 6 | 0 | 0 | 2 |
| Duquesne | • | 15 | 7 | 3 | 4 | 0 |
| Dayton | • | 3 | 4 | 2 | 0 | 2 |
| at Fordham | • | 8 | 3 | 2 | 0 | 2 |
| at Va. Commonwealth • VCU | • | 17 | 7 | 0 | 2 | 1 |
| Saint Joseph's | • | 17 | 10 | 0 | 2 | 1 |
| La Salle | • | 4 | 10 | 1 | 1 | 0 |
| at Richmond | • | 0 | 6 | 1 | 0 | 0 |
| vs. Duquesne | • | 9 | 4 | 1 | 1 | 0 |
| vs. George Washington • GW | • | 16 | 4 | 0 | 1 | 0 |
| TOTALS | 18 | 249 | 149 | 25 | 17 | 23 |

NO. 0 JALEN JOHNSON • 2017-18 • SOPHOMORE • SAINT LOUIS

| OPPONENT | GS | PTS | REB | ASST | BLK | STL |
|----------------------------|-----------|------------|------------|-----------|-----------|-----------|
| Seattle | • | 4 | 3 | 1 | 1 | 1 |
| Rockhurst | • | 14 | 2 | 2 | 1 | 1 |
| vs. Virginia Tech | • | 7 | 5 | 1 | 0 | 0 |
| vs. Providence | • | 2 | 2 | 0 | 0 | 1 |
| Detroit | • | 24 | 3 | 1 | 0 | 0 |
| Western Michigan | • | 10 | 4 | 1 | 1 | 0 |
| at Butler | • | 3 | 3 | 0 | 0 | 0 |
| SIU • Carbondale | • | 12 | 4 | 0 | 1 | 0 |
| Houston | • | 5 | 1 | 1 | 1 | 0 |
| Murray State | • | 10 | 14 | 2 | 1 | 1 |
| at Oregon State [PDX] | • | 8 | 7 | 0 | 1 | 0 |
| Campbell | • | 17 | 3 | 2 | 1 | 0 |
| Southeast Missouri State | • | 3 | 3 | 2 | 0 | 0 |
| at La Salle | • | 10 | 5 | 0 | 3 | 2 |
| at Davidson | • | 9 | 4 | 1 | 0 | 2 |
| Richmond | • | 9 | 2 | 1 | 1 | 0 |
| Rhode Island • URI | • | 10 | 7 | 0 | 0 | 0 |
| at George Mason | • | 10 | 5 | 0 | 1 | 1 |
| Duquesne | • | 4 | 2 | 0 | 0 | 1 |
| at Massachusetts • UMass | • | 5 | 3 | 2 | 1 | 0 |
| Va. Commonwealth • VCU | • | 0 | 2 | 0 | 0 | 0 |
| Dayton | • | 16 | 1 | 0 | 1 | 0 |
| at Saint Joseph's | • | 11 | 4 | 0 | 0 | 0 |
| Fordham | • | 14 | 1 | 1 | 0 | 0 |
| at St. Bonaventure | • | 9 | 3 | 0 | 0 | 0 |
| La Salle | • | 0 | 1 | 0 | 0 | 0 |
| at Richmond | • | 7 | 3 | 0 | 0 | 0 |
| at Dayton | • | 2 | 8 | 0 | 0 | 0 |
| George Washington • GW | • | 20 | 6 | 0 | 2 | 0 |
| at Duquesne | • | 18 | 3 | 0 | 2 | 1 |
| St. Bonaventure | • | 0 | 6 | 1 | 0 | 0 |
| vs. George Washington • GW | • | 18 | 3 | 1 | 2 | 1 |
| vs. Davidson | • | 10 | 4 | 2 | 0 | 0 |
| TOTALS | 24 | 301 | 127 | 22 | 21 | 12 |

NO. 0 JALEN JOHNSON • 2019-20 • RS JUNIOR • LOUISIANA-LAFAYETTE

| OPPONENT | GS | PTS | REB | ASST | BLK | STL |
|---------------------------|-----------|------------|------------|-----------|-----------|-----------|
| Loyola • New Orleans | • | 22 | 9 | 0 | 1 | 1 |
| McNeese State | • | 21 | 7 | 0 | 5 | 3 |
| at Texas Christian • TCU | • | 21 | 4 | 1 | 0 | 0 |
| Youngstown State | • | 16 | 10 | 1 | 0 | 2 |
| at Wyoming | • | 8 | 4 | 0 | 0 | 0 |
| vs. Detroit | • | 18 | 6 | 1 | 0 | 0 |
| vs. UC Irvine • UCI | • | 10 | 5 | 1 | 0 | 0 |
| Southeastern Louisiana | • | 26 | 10 | 2 | 0 | 0 |
| at Arizona State | • | 8 | 5 | 0 | 0 | 1 |
| at Louisiana Tech | • | 13 | 9 | 0 | 0 | 1 |
| at Arkansas State | • | 10 | 6 | 0 | 0 | 1 |
| Little Rock • UALR | • | 26 | 9 | 1 | 0 | 0 |
| UC Santa Barbara | • | 12 | 3 | 0 | 1 | 1 |
| South Alabama | • | 4 | 4 | 0 | 1 | 0 |
| Troy | • | 0 | 4 | 1 | 0 | 1 |
| at Appalachian State | • | 13 | 10 | 1 | 0 | 0 |
| at Georgia State | • | 12 | 7 | 0 | 0 | 0 |
| at Georgia Southern | • | 15 | 6 | 2 | 0 | 1 |
| Texas-Arlington • UTA | • | 23 | 8 | 1 | 0 | 0 |
| Texas State | • | 18 | 7 | 0 | 1 | 2 |
| Louisiana-Monroe • ULM | • | 27 | 7 | 2 | 3 | 2 |
| at Texas-Arlington • UTA | • | 15 | 13 | 1 | 0 | 0 |
| at Texas State | • | 12 | 6 | 0 | 2 | 1 |
| Georgia State | • | 17 | 10 | 1 | 1 | 0 |
| Georgia Southern | • | 14 | 3 | 2 | 0 | 0 |
| at South Alabama | • | 19 | 6 | 0 | 1 | 1 |
| at Troy | • | 20 | 5 | 2 | 2 | 2 |
| at Louisiana-Monroe • ULM | • | 15 | 9 | 2 | 0 | 1 |
| Arkansas State | • | 12 | 4 | 0 | 0 | 1 |
| at Little Rock • UALR | • | 8 | 3 | 1 | 0 | 0 |
| Coastal Carolina | • | 19 | 5 | 1 | 2 | 1 |
| Arkansas State [SBT] | • | 16 | 10 | 0 | 1 | 0 |
| at Georgia Southern [SBT] | • | 21 | 5 | 1 | 0 | 2 |
| TOTALS | 33 | 511 | 219 | 25 | 21 | 25 |

NO. 0 JALEN JOHNSON • 2020-21 • RS SENIOR • MSU

| OPPONENT | GS | PTS | REB | ASST | BLK | STL |
|--------------------------|----------|-----------|-----------|----------|----------|----------|
| vs. Clemson | | 5 | 2 | 1 | 0 | 0 |
| vs. Liberty | | 7 | 4 | 2 | 0 | 0 |
| Texas State | | 6 | 4 | 1 | 0 | 0 |
| North Texas | | 10 | 2 | 0 | 0 | 0 |
| Jackson State | | 3 | 2 | 0 | 1 | 0 |
| vs. Dayton | | 0 | 0 | 0 | 0 | 0 |
| Central Arkansas | • | 15 | 3 | 0 | 1 | 0 |
| Mississippi Valley State | • | 10 | 3 | 0 | 0 | 1 |
| at Georgia | • | 12 | 5 | 0 | 0 | 0 |
| Kentucky | • | 14 | 2 | 2 | 0 | 0 |
| No. 13 Missouri | • | 3 | 2 | 0 | 0 | 0 |
| at Vanderbilt | • | 10 | 2 | 0 | 1 | 1 |
| Texas A&M | | | | | | |
| Florida | | | | | | |
| Ole Miss | | | | | | |
| at Alabama | | | | | | |
| at Tennessee | | | | | | |
| Iowa State | | | | | | |
| at Arkansas | | | | | | |
| at South Carolina | | | | | | |
| LSU | | | | | | |
| Vanderbilt | | | | | | |
| at Auburn | | | | | | |
| at Ole Miss | | | | | | |
| South Carolina | | | | | | |
| Alabama | | | | | | |
| at Texas A&M | | | | | | |
| TOTALS | 6 | 95 | 31 | 6 | 3 | 2 |

NO. 5 IVERSON MOLINAR • 2019-20 • FRESHMAN

| OPPONENT | GS | PTS | REB | ASST | BLK | STL |
|-----------------------|----------|------------|-----------|-----------|----------|----------|
| Florida International | • | 14 | 2 | 2 | 0 | 0 |
| Sam Houston State | • | 2 | 1 | 5 | 1 | 0 |
| Louisiana-Monroe | • | 10 | 2 | 1 | 0 | 0 |
| New Orleans | • | 10 | 1 | 3 | 1 | 0 |
| vs. Tulane | • | 21 | 2 | 5 | 0 | 0 |
| vs. No. 17 Villanova | • | 9 | 1 | 3 | 0 | 1 |
| at Coastal Carolina | • | 6 | 2 | 2 | 0 | 0 |
| Louisiana Tech | • | 7 | 0 | 4 | 0 | 0 |
| vs. Kansas State | | 8 | 0 | 0 | 0 | 0 |
| Radford | | 3 | 0 | 2 | 2 | 0 |
| vs. New Mexico State | | 3 | 0 | 0 | 0 | 0 |
| Kent State | | 16 | 3 | 4 | 0 | 0 |
| No. 8 Auburn | | 4 | 1 | 0 | 0 | 1 |
| at Alabama | | 7 | 1 | 1 | 0 | 0 |
| at LSU | | 3 | 1 | 0 | 0 | 0 |
| Missouri | | 4 | 1 | 1 | 0 | 1 |
| Georgia | | 6 | 2 | 1 | 0 | 0 |
| Arkansas | | 8 | 0 | 0 | 0 | 0 |
| at Oklahoma [OKC] | | 4 | 2 | 1 | 0 | 0 |
| at Florida | | 0 | 0 | 0 | 0 | 0 |
| Tennessee | | 2 | 0 | 0 | 0 | 0 |
| at No. 15 Kentucky | | 0 | 0 | 0 | 0 | 0 |
| Vanderbilt | | 2 | 2 | 1 | 0 | 0 |
| at Ole Miss | | 0 | 0 | 0 | 0 | 0 |
| at Arkansas | | 8 | 1 | 1 | 0 | 0 |
| South Carolina | | 3 | 1 | 0 | 0 | 0 |
| at Texas A&M | | 5 | 1 | 1 | 0 | 3 |
| Alabama | | 7 | 1 | 0 | 0 | 0 |
| at Missouri | | 5 | 1 | 0 | 0 | 1 |
| at South Carolina | | 3 | 2 | 2 | 0 | 1 |
| Ole Miss | | 4 | 1 | 0 | 0 | 0 |
| TOTALS | 8 | 184 | 32 | 40 | 4 | 8 |

NO. 1 IVERSON MOLINAR • 2020-21 • SOPHOMORE

| OPPONENT | GS | PTS | REB | ASST | BLK | STL |
|--------------------------|----------|------------|-----------|-----------|----------|-----------|
| vs. Clemson | DNP | | | | | |
| vs. Liberty | DNP | | | | | |
| Texas State | DNP | | | | | |
| North Texas | • | 15 | 5 | 2 | 0 | 1 |
| Jackson State | • | 21 | 5 | 4 | 0 | 1 |
| vs. Dayton | • | 20 | 3 | 7 | 1 | 2 |
| Central Arkansas | • | 14 | 3 | 1 | 0 | 2 |
| Mississippi Valley State | • | 18 | 5 | 5 | 1 | 2 |
| at Georgia | • | 24 | 3 | 3 | 0 | 0 |
| Kentucky | • | 17 | 5 | 5 | 0 | 1 |
| No. 13 Missouri | • | 20 | 3 | 2 | 0 | 0 |
| at Vanderbilt | • | 24 | 8 | 1 | 0 | 4 |
| Texas A&M | | | | | | |
| Florida | | | | | | |
| Ole Miss | | | | | | |
| at Alabama | | | | | | |
| at Tennessee | | | | | | |
| Iowa State | | | | | | |
| at Arkansas | | | | | | |
| at South Carolina | | | | | | |
| LSU | | | | | | |
| Vanderbilt | | | | | | |
| at Auburn | | | | | | |
| at Ole Miss | | | | | | |
| South Carolina | | | | | | |
| Alabama | | | | | | |
| at Texas A&M | | | | | | |
| TOTALS | 9 | 173 | 40 | 30 | 2 | 13 |

PLAYER CAREER STATS

NO. 2 JAVIAN DAVIS • 2019-20 • RS FRESHMAN • ALABAMA

| OPPONENT | GS | PTS | REB | ASST | BLK | STL |
|--------------------------|-----------|------------|------------|-----------|-----------|-----------|
| Pennsylvania • Penn | | 2 | 2 | 0 | 0 | 0 |
| Florida Atlantic • FAU | • | 19 | 9 | 2 | 0 | 1 |
| at Rhode Island • URI | • | 11 | 7 | 1 | 0 | 0 |
| Furman | • | 10 | 5 | 0 | 1 | 1 |
| vs. No. 6 North Carolina | • | 5 | 5 | 1 | 0 | 2 |
| vs. Iowa State | | 7 | 5 | 2 | 0 | 0 |
| vs. Southern Miss • USM | • | 6 | 4 | 1 | 0 | 3 |
| Stephen F. Austin • SFA | • | 11 | 2 | 0 | 0 | 2 |
| at No. 21 Penn State | • | 8 | 4 | 0 | 0 | 0 |
| at Samford | • | 6 | 5 | 1 | 2 | 2 |
| vs. Belmont | | 12 | 6 | 0 | 0 | 0 |
| Richmond | • | 2 | 2 | 1 | 0 | 0 |
| at Florida | | 0 | 4 | 0 | 0 | 0 |
| Mississippi State | | 4 | 4 | 1 | 1 | 0 |
| at No. 14 Kentucky | | 4 | 3 | 0 | 1 | 1 |
| No. 4 Auburn | | 1 | 3 | 1 | 0 | 0 |
| Missouri | | 2 | 1 | 0 | 0 | 0 |
| at Vanderbilt | | 2 | 7 | 0 | 3 | 1 |
| Kansas State | | 0 | 0 | 0 | 0 | 1 |
| at No. 22 LSU | | 5 | 1 | 0 | 1 | 0 |
| Arkansas | • | 11 | 2 | 1 | 3 | 0 |
| Tennessee | • | 8 | 3 | 0 | 1 | 1 |
| at Georgia | • | 13 | 8 | 0 | 0 | 1 |
| at No. 11 Auburn | • | 0 | 3 | 0 | 0 | 0 |
| No. 25 LSU | | 0 | 1 | 0 | 0 | 0 |
| Texas A&M | | 0 | 0 | 0 | 0 | 1 |
| at Ole Miss | | 10 | 4 | 1 | 0 | 0 |
| at Mississippi State | | 2 | 3 | 0 | 0 | 0 |
| South Carolina | • | 20 | 10 | 1 | 0 | 1 |
| Vanderbilt | | 3 | 3 | 0 | 0 | 1 |
| at Missouri | | 2 | 2 | 0 | 0 | 0 |
| TOTALS | 14 | 186 | 118 | 14 | 13 | 19 |

NO. 2 JAVIAN DAVIS • 2020-21 • RS SOPHOMORE • MSU

| OPPONENT | GS | PTS | REB | ASST | BLK | STL |
|--------------------------|----------|-----------|-----------|----------|----------|----------|
| vs. Clemson | | 3 | 7 | 0 | 0 | 1 |
| vs. Liberty | | 0 | 3 | 2 | 0 | 0 |
| Texas State | | 7 | 8 | 0 | 1 | 0 |
| North Texas | | 2 | 3 | 1 | 1 | 0 |
| Jackson State | | 11 | 5 | 1 | 0 | 1 |
| vs. Dayton | | 2 | 7 | 0 | 0 | 1 |
| Central Arkansas | | 9 | 8 | 0 | 0 | 0 |
| Mississippi Valley State | | 4 | 3 | 1 | 0 | 1 |
| at Georgia | | 2 | 4 | 1 | 0 | 0 |
| Kentucky | | 5 | 7 | 2 | 0 | 1 |
| No. 13 Missouri | DNP | | | | | |
| at Vanderbilt | DNP | | | | | |
| Texas A&M | | | | | | |
| Florida | | | | | | |
| Ole Miss | | | | | | |
| at Alabama | | | | | | |
| at Tennessee | | | | | | |
| Iowa State | | | | | | |
| at Arkansas | | | | | | |
| at South Carolina | | | | | | |
| LSU | | | | | | |
| Vanderbilt | | | | | | |
| at Auburn | | | | | | |
| at Ole Miss | | | | | | |
| South Carolina | | | | | | |
| Alabama | | | | | | |
| at Texas A&M | | | | | | |
| TOTALS | 0 | 45 | 55 | 8 | 2 | 5 |

NO. 3 D.J. STEWART JR. • 2019-20 • RS FRESHMAN

| OPPONENT | GS | PTS | REB | ASST | BLK | STL |
|-----------------------------|-----------|------------|-----------|-----------|----------|-----------|
| Florida International • FIU | | 8 | 2 | 2 | 0 | 3 |
| Sam Houston State | | 15 | 1 | 2 | 0 | 1 |
| Louisiana-Monroe • ULM | | 10 | 5 | 0 | 0 | 1 |
| New Orleans | | 13 | 0 | 1 | 0 | 0 |
| vs. Tulane | | 5 | 3 | 3 | 0 | 1 |
| vs. No. 17 Villanova | | 8 | 4 | 0 | 0 | 1 |
| at Coastal Carolina | | 11 | 2 | 2 | 2 | 0 |
| Louisiana Tech | | 7 | 1 | 3 | 0 | 1 |
| vs. Kansas State | • | 10 | 1 | 2 | 1 | 2 |
| Radford | • | 10 | 3 | 3 | 0 | 0 |
| vs. New Mexico State | | 0 | 0 | 4 | 0 | 1 |
| Kent State | | 12 | 2 | 2 | 0 | 1 |
| No. 8 Auburn | | 3 | 2 | 0 | 0 | 0 |
| at Alabama | | 2 | 3 | 1 | 0 | 0 |
| at LSU | | 9 | 1 | 0 | 0 | 1 |
| Missouri | • | 0 | 1 | 2 | 0 | 1 |
| Georgia | • | 2 | 1 | 1 | 1 | 2 |
| Arkansas | • | 14 | 4 | 0 | 2 | 1 |
| at Oklahoma • OU [OKC] | • | 12 | 8 | 2 | 0 | 0 |
| at Florida | • | 4 | 3 | 0 | 0 | 1 |
| Tennessee | • | 20 | 4 | 1 | 0 | 0 |
| at No. 15 Kentucky | • | 15 | 1 | 0 | 0 | 1 |
| Vanderbilt | • | 7 | 4 | 1 | 0 | 1 |
| at Ole Miss | • | 16 | 4 | 1 | 0 | 1 |
| at Arkansas | • | 10 | 3 | 0 | 0 | 2 |
| South Carolina | • | 16 | 2 | 3 | 0 | 1 |
| at Texas A&M | • | 2 | 4 | 5 | 0 | 2 |
| Alabama | • | 6 | 3 | 2 | 1 | 3 |
| at Missouri | • | 8 | 3 | 1 | 0 | 0 |
| at South Carolina | • | 2 | 2 | 3 | 0 | 2 |
| Ole Miss | | 7 | 5 | 2 | 0 | 0 |
| TOTALS | 17 | 264 | 79 | 49 | 7 | 31 |

NO. 3 D.J. STEWART JR. • 2020-21 • RS SOPHOMORE

| OPPONENT | GS | PTS | REB | ASST | BLK | STL |
|--------------------------|-----------|------------|-----------|-----------|----------|-----------|
| vs. Clemson | • | 12 | 6 | 2 | 0 | 2 |
| vs. Liberty | • | 20 | 3 | 4 | 0 | 0 |
| Texas State | • | 23 | 3 | 2 | 0 | 0 |
| North Texas | • | 16 | 3 | 0 | 0 | 1 |
| Jackson State | • | 11 | 0 | 2 | 0 | 0 |
| vs. Dayton | • | 32 | 2 | 2 | 0 | 0 |
| Central Arkansas | • | 17 | 6 | 5 | 0 | 1 |
| Mississippi Valley State | • | 15 | 3 | 0 | 0 | 1 |
| at Georgia | • | 18 | 7 | 2 | 0 | 0 |
| Kentucky | • | 19 | 5 | 3 | 0 | 2 |
| No. 13 Missouri | • | 24 | 3 | 4 | 0 | 3 |
| at Vanderbilt | • | 16 | 2 | 3 | 0 | 1 |
| Texas A&M | | | | | | |
| Florida | | | | | | |
| Ole Miss | | | | | | |
| at Alabama | | | | | | |
| at Tennessee | | | | | | |
| Iowa State | | | | | | |
| at Arkansas | | | | | | |
| at South Carolina | | | | | | |
| LSU | | | | | | |
| Vanderbilt | | | | | | |
| at Auburn | | | | | | |
| at Ole Miss | | | | | | |
| South Carolina | | | | | | |
| Alabama | | | | | | |
| at Texas A&M | | | | | | |
| TOTALS | 12 | 223 | 43 | 30 | 0 | 11 |

NO. 4 CAMERON MATTHEWS • FRESHMAN

| OPPONENT | GS | PTS | REB | ASST | BLK | STL |
|--------------------------|----------|-----------|-----------|-----------|----------|-----------|
| vs. Clemson | • | 8 | 5 | 0 | 0 | 3 |
| vs. Liberty | • | 2 | 2 | 2 | 0 | 1 |
| Texas State | • | 0 | 3 | 5 | 0 | 2 |
| North Texas | • | 0 | 2 | 3 | 0 | 0 |
| Jackson State | • | 2 | 4 | 2 | 1 | 1 |
| vs. Dayton | • | 5 | 2 | 1 | 1 | 2 |
| Central Arkansas | | 5 | 2 | 2 | 1 | 0 |
| Mississippi Valley State | | 2 | 3 | 3 | 0 | 1 |
| at Georgia | | 2 | 2 | 1 | 0 | 2 |
| Kentucky | | 2 | 4 | 1 | 0 | 2 |
| No. 13 Missouri | | 4 | 3 | 0 | 1 | 0 |
| at Vanderbilt | | 1 | 0 | 0 | 0 | 1 |
| Texas A&M | | | | | | |
| Florida | | | | | | |
| Ole Miss | | | | | | |
| at Alabama | | | | | | |
| at Tennessee | | | | | | |
| Iowa State | | | | | | |
| at Arkansas | | | | | | |
| at South Carolina | | | | | | |
| LSU | | | | | | |
| Vanderbilt | | | | | | |
| at Auburn | | | | | | |
| at Ole Miss | | | | | | |
| South Carolina | | | | | | |
| Alabama | | | | | | |
| at Texas A&M | | | | | | |
| TOTALS | 6 | 33 | 32 | 20 | 4 | 15 |

NO. 5 DEIVON SMITH • FRESHMAN

| OPPONENT | GS | PTS | REB | ASST | BLK | STL |
|--------------------------|----------|-----------|-----------|-----------|----------|-----------|
| vs. Clemson | • | 2 | 4 | 1 | 0 | 1 |
| vs. Liberty | • | 10 | 5 | 5 | 1 | 2 |
| Texas State | • | 2 | 5 | 3 | 1 | 0 |
| North Texas | | 4 | 3 | 0 | 0 | 0 |
| Jackson State | | 5 | 5 | 2 | 0 | 2 |
| vs. Dayton | | 2 | 1 | 3 | 0 | 1 |
| Central Arkansas | | 0 | 1 | 2 | 0 | 0 |
| Mississippi Valley State | | 1 | 7 | 4 | 0 | 0 |
| at Georgia | | 13 | 3 | 3 | 1 | 2 |
| Kentucky | | 2 | 0 | 0 | 0 | 1 |
| No. 13 Missouri | | 6 | 4 | 3 | 0 | 2 |
| at Vanderbilt | | 4 | 3 | 4 | 0 | 0 |
| Texas A&M | | | | | | |
| Florida | | | | | | |
| Ole Miss | | | | | | |
| at Alabama | | | | | | |
| at Tennessee | | | | | | |
| Iowa State | | | | | | |
| at Arkansas | | | | | | |
| at South Carolina | | | | | | |
| LSU | | | | | | |
| Vanderbilt | | | | | | |
| at Auburn | | | | | | |
| at Ole Miss | | | | | | |
| South Carolina | | | | | | |
| Alabama | | | | | | |
| at Texas A&M | | | | | | |
| TOTALS | 3 | 51 | 41 | 30 | 3 | 11 |

PLAYER CAREER STATS

NO. 11 ANDERSSON GARCIA - FRESHMAN

| OPPONENT | GS | PTS | REB | ASST | BLK | STL |
|--------------------------|----------|----------|----------|----------|----------|----------|
| vs. Clemson | | 0 | 0 | 0 | 0 | 0 |
| vs. Liberty | | 0 | 0 | 0 | 0 | 0 |
| Texas State | | 0 | 3 | 0 | 0 | 0 |
| North Texas | DNP | | | | | |
| Jackson State | | 2 | 2 | 0 | 1 | 1 |
| vs. Dayton | DNP | | | | | |
| Central Arkansas | | 3 | 0 | 0 | 0 | 0 |
| Mississippi Valley State | | 2 | 1 | 1 | 0 | 1 |
| at Georgia | DNP | | | | | |
| Kentucky | DNP | | | | | |
| No. 13 Missouri | DNP | | | | | |
| at Vanderbilt | DNP | | | | | |
| Texas A&M | | | | | | |
| Florida | | | | | | |
| Ole Miss | | | | | | |
| at Alabama | | | | | | |
| at Tennessee | | | | | | |
| Iowa State | | | | | | |
| at Arkansas | | | | | | |
| at South Carolina | | | | | | |
| LSU | | | | | | |
| Vanderbilt | | | | | | |
| at Auburn | | | | | | |
| at Ole Miss | | | | | | |
| South Carolina | | | | | | |
| Alabama | | | | | | |
| at Texas A&M | | | | | | |
| TOTALS | 0 | 7 | 6 | 1 | 1 | 2 |

NO. 20 DEREK FOUNTAIN - FRESHMAN

| OPPONENT | GS | PTS | REB | ASST | BLK | STL |
|--------------------------|----------|----------|----------|----------|----------|----------|
| vs. Clemson | DNP | | | | | |
| vs. Liberty | DNP | | | | | |
| Texas State | | 0 | 0 | 0 | 0 | 0 |
| North Texas | DNP | | | | | |
| Jackson State | | 2 | 1 | 0 | 0 | 0 |
| vs. Dayton | DNP | | | | | |
| Central Arkansas | DNP | | | | | |
| Mississippi Valley State | | 0 | 2 | 0 | 0 | 0 |
| at Georgia | DNP | | | | | |
| Kentucky | DNP | | | | | |
| No. 13 Missouri | DNP | | | | | |
| at Vanderbilt | DNP | | | | | |
| Texas A&M | | | | | | |
| Florida | | | | | | |
| Ole Miss | | | | | | |
| at Alabama | | | | | | |
| at Tennessee | | | | | | |
| Iowa State | | | | | | |
| at Arkansas | | | | | | |
| at South Carolina | | | | | | |
| LSU | | | | | | |
| Vanderbilt | | | | | | |
| at Auburn | | | | | | |
| at Ole Miss | | | | | | |
| South Carolina | | | | | | |
| Alabama | | | | | | |
| at Texas A&M | | | | | | |
| TOTALS | 0 | 2 | 3 | 0 | 0 | 0 |

NO. 24 ABDUL ADO - 2017-18 - RS FRESHMAN

| OPPONENT | GS | PTS | REB | ASST | BLK | STL |
|-------------------------|-----------|------------|------------|-----------|-----------|-----------|
| Alabama State | DNP | | | | | |
| Florida A&M • FAMU | • | 12 | 7 | 0 | 3 | 1 |
| Green Bay | • | 12 | 11 | 1 | 2 | 1 |
| Stephen F. Austin • SFA | • | 4 | 4 | 0 | 5 | 1 |
| Jacksonville State | • | 9 | 8 | 0 | 3 | 1 |
| North Dakota State | • | 5 | 4 | 0 | 0 | 2 |
| Dayton | • | 5 | 3 | 0 | 0 | 0 |
| North Georgia | • | 4 | 3 | 0 | 4 | 1 |
| at No. 25 Cincinnati | • | 0 | 4 | 0 | 3 | 4 |
| UT Martin | • | 6 | 12 | 0 | 3 | 1 |
| Little Rock • UALR | • | 6 | 13 | 1 | 3 | 2 |
| vs. Southern Miss • USM | • | 8 | 5 | 3 | 0 | 1 |
| North Florida • UNF | • | 5 | 9 | 0 | 2 | 1 |
| No. 22 Arkansas | • | 8 | 9 | 0 | 4 | 1 |
| at Ole Miss | • | 5 | 4 | 0 | 1 | 1 |
| at Florida | • | 12 | 10 | 1 | 1 | 0 |
| No. 22 Auburn | • | 10 | 11 | 0 | 2 | 2 |
| Vanderbilt | • | 9 | 6 | 1 | 1 | 1 |
| at Alabama | • | 11 | 4 | 0 | 1 | 0 |
| at Kentucky | • | 2 | 5 | 0 | 1 | 0 |
| Missouri | • | 12 | 7 | 0 | 0 | 1 |
| at South Carolina | • | 16 | 9 | 0 | 4 | 0 |
| Georgia | • | 7 | 6 | 1 | 2 | 0 |
| Alabama | • | 8 | 5 | 0 | 3 | 0 |
| at Missouri | • | 11 | 7 | 0 | 1 | 0 |
| at Vanderbilt | • | 15 | 7 | 2 | 1 | 2 |
| Ole Miss | • | 5 | 4 | 0 | 1 | 0 |
| at Texas A&M | • | 19 | 9 | 0 | 2 | 0 |
| South Carolina | • | 2 | 3 | 0 | 3 | 0 |
| No. 16 Tennessee | • | 3 | 1 | 1 | 1 | 2 |
| at LSU | • | 6 | 5 | 0 | 2 | 0 |
| vs. LSU | • | 3 | 3 | 0 | 3 | 1 |
| vs. No. 13 Tennessee | • | 4 | 8 | 0 | 0 | 0 |
| Nebraska | • | 15 | 9 | 1 | 1 | 0 |
| at Baylor | • | 3 | 1 | 0 | 1 | 0 |
| at Louisville | • | 7 | 7 | 1 | 3 | 1 |
| vs. Penn State | • | 13 | 8 | 0 | 0 | 0 |
| TOTALS | 36 | 282 | 231 | 13 | 67 | 28 |

NO. 24 ABDUL ADO - 2018-19 - RS SOPHOMORE

| OPPONENT | GS | PTS | REB | ASST | BLK | STL |
|---------------------|-----|-----|-----|------|-----|-----|
| Austin Peay | • | 11 | 4 | 0 | 3 | 0 |
| Hartford | • | 2 | 10 | 1 | 0 | 2 |
| Long Beach State | • | 2 | 8 | 0 | 2 | 2 |
| vs. Arizona State | • | 2 | 5 | 2 | 3 | 0 |
| vs. Saint Mary's | DNP | | | | | |
| Alcorn State | DNP | | | | | |
| at Dayton | • | 10 | 4 | 0 | 0 | 0 |
| McNeese State | • | 7 | 2 | 1 | 1 | 0 |
| vs. Clemson | • | 4 | 3 | 0 | 0 | 0 |
| Cincinnati | • | 3 | 4 | 0 | 0 | 1 |
| Wofford | • | 3 | 6 | 0 | 2 | 1 |
| vs. Wright State | DNP | | | | | |
| Brigham Young • BYU | • | 7 | 3 | 2 | 4 | 0 |
| at South Carolina | • | 12 | 5 | 0 | 3 | 2 |
| Ole Miss | • | 6 | 11 | 0 | 2 | 2 |
| Florida | • | 4 | 5 | 0 | 2 | 1 |
| at Vanderbilt | • | 4 | 3 | 0 | 2 | 1 |
| at No. 8 Kentucky | • | 0 | 3 | 0 | 3 | 0 |
| No. 16 Auburn | • | 8 | 3 | 0 | 1 | 1 |
| at Alabama | • | 3 | 7 | 0 | 3 | 0 |
| at Ole Miss | • | 4 | 3 | 0 | 1 | 1 |
| No. 21 LSU | • | 2 | 3 | 0 | 1 | 0 |
| No. 5 Kentucky | • | 6 | 4 | 0 | 2 | 0 |
| Alabama | • | 10 | 1 | 0 | 2 | 2 |
| at Arkansas | • | 5 | 7 | 1 | 0 | 1 |
| at Georgia | • | 7 | 6 | 0 | 1 | 1 |
| South Carolina | • | 7 | 4 | 1 | 6 | 0 |
| Missouri | • | 2 | 2 | 2 | 5 | 1 |
| at Auburn | • | 0 | 4 | 0 | 0 | 0 |
| at No. 5 Tennessee | • | 2 | 2 | 1 | 0 | 0 |
| Texas A&M | • | 3 | 6 | 0 | 3 | 0 |

| OPPONENT | GS | PTS | REB | ASST | BLK | STL |
|---------------------|-----------|------------|------------|-----------|-----------|-----------|
| vs. Texas A&M | • | 7 | 4 | 1 | 0 | 0 |
| vs. No. 8 Tennessee | • | 2 | 4 | 1 | 2 | 0 |
| vs. Liberty | • | 0 | 4 | 0 | 3 | 1 |
| TOTALS | 30 | 145 | 140 | 13 | 57 | 20 |

NO. 24 ABDUL ADO - 2019-20 - RS JUNIOR

| OPPONENT | GS | PTS | REB | ASST | BLK | STL |
|-----------------------------|-----------|------------|------------|-----------|-----------|-----------|
| Florida International • FIU | • | 6 | 4 | 1 | 2 | 0 |
| Sam Houston State | • | 0 | 6 | 0 | 5 | 1 |
| Louisiana-Monroe • ULM | • | 6 | 7 | 1 | 4 | 0 |
| New Orleans | • | 1 | 2 | 2 | 0 | 2 |
| vs. Tulane | • | 2 | 9 | 2 | 0 | 0 |
| vs. No. 17 Villanova | • | 2 | 2 | 1 | 0 | 0 |
| at Coastal Carolina | • | 4 | 4 | 0 | 1 | 0 |
| Louisiana Tech | • | 9 | 8 | 0 | 0 | 0 |
| vs. Kansas State | • | 13 | 9 | 0 | 3 | 0 |
| Radford | • | 17 | 12 | 1 | 0 | 1 |
| vs. New Mexico State | • | 4 | 7 | 0 | 0 | 0 |
| Kent State | • | 4 | 7 | 0 | 1 | 1 |
| No. 8 Auburn | • | 6 | 11 | 0 | 9 | 2 |
| at Alabama | • | 3 | 8 | 0 | 2 | 0 |
| at LSU | • | 12 | 12 | 0 | 0 | 0 |
| Missouri | • | 6 | 4 | 1 | 1 | 0 |
| Georgia | • | 4 | 6 | 1 | 4 | 0 |
| Arkansas | • | 2 | 5 | 0 | 0 | 0 |
| at Oklahoma • OU [OKC] | • | 4 | 5 | 1 | 1 | 1 |
| at Florida | • | 6 | 9 | 0 | 3 | 1 |
| Tennessee | • | 6 | 6 | 2 | 0 | 0 |
| at No. 15 Kentucky | • | 7 | 11 | 0 | 4 | 0 |
| Vanderbilt | • | 4 | 3 | 2 | 0 | 1 |
| at Ole Miss | • | 3 | 6 | 2 | 2 | 0 |
| at Arkansas | • | 2 | 7 | 0 | 2 | 0 |
| South Carolina | • | 14 | 7 | 0 | 1 | 0 |
| at Texas A&M | • | 6 | 6 | 0 | 2 | 1 |
| Alabama | • | 8 | 5 | 0 | 2 | 3 |
| at Missouri | • | 6 | 7 | 0 | 2 | 0 |
| at South Carolina | • | 5 | 5 | 1 | 3 | 1 |
| Ole Miss | • | 5 | 9 | 2 | 4 | 1 |
| TOTALS | 31 | 177 | 209 | 20 | 58 | 16 |

NO. 24 ABDUL ADO - RS SENIOR

| OPPONENT | GS | PTS | REB | ASST | BLK | STL |
|--------------------------|-----------|-----------|-----------|-----------|-----------|-----------|
| vs. Clemson | • | 0 | 7 | 1 | 0 | 0 |
| vs. Liberty | • | 14 | 5 | 1 | 1 | 0 |
| Texas State | • | 7 | 5 | 1 | 2 | 0 |
| North Texas | • | 6 | 9 | 0 | 5 | 2 |
| Jackson State | • | 4 | 8 | 2 | 1 | 0 |
| vs. Dayton | • | 2 | 7 | 0 | 0 | 1 |
| Central Arkansas | • | 6 | 5 | 0 | 2 | 1 |
| Mississippi Valley State | • | 4 | 3 | 0 | 1 | 1 |
| at Georgia | • | 5 | 8 | 2 | 3 | 2 |
| Kentucky | • | 5 | 5 | 1 | 4 | 3 |
| No. 13 Missouri | • | 6 | 7 | 1 | 3 | 0 |
| at Vanderbilt | • | 8 | 8 | 1 | 1 | 0 |
| Texas A&M | | | | | | |
| Florida | | | | | | |
| Ole Miss | | | | | | |
| at Alabama | | | | | | |
| at Tennessee | | | | | | |
| Iowa State | | | | | | |
| at Arkansas | | | | | | |
| at South Carolina | | | | | | |
| LSU | | | | | | |
| Vanderbilt | | | | | | |
| at Auburn | | | | | | |
| at Ole Miss | | | | | | |
| South Carolina | | | | | | |
| Alabama | | | | | | |
| at Texas A&M | | | | | | |
| TOTALS | 12 | 67 | 77 | 10 | 23 | 10 |

PLAYER CAREER STATS

NO. 32 QUINTEN POST • 2019-20 • FRESHMAN

| OPPONENT | GS | PTS | REB | ASST | BLK | STL |
|---------------------------------|----------|----------|-----------|----------|----------|----------|
| Florida International • FIU DNP | | | | | | |
| Sam Houston State DNP | | | | | | |
| Louisiana-Monroe • ULM | | 0 | 0 | 0 | 0 | 0 |
| New Orleans | | 2 | 3 | 0 | 0 | 0 |
| vs. Tulane DNP | | | | | | |
| vs. No. 17 Villanova DNP | | | | | | |
| at Coastal Carolina | | 2 | 2 | 0 | 0 | 0 |
| Louisiana Tech DNP | | | | | | |
| vs. Kansas State DNP | | | | | | |
| Radford DNP | | | | | | |
| vs. New Mexico State DNP | | | | | | |
| Kent State | | 3 | 0 | 0 | 1 | 0 |
| No. 8 Auburn DNP | | | | | | |
| at Alabama DNP | | | | | | |
| at LSU DNP | | | | | | |
| Missouri | | 0 | 3 | 1 | 0 | 0 |
| Georgia | | 2 | 2 | 0 | 0 | 0 |
| Arkansas DNP | | | | | | |
| at Oklahoma • OU [OKC] DNP | | | | | | |
| at Florida DNP | | | | | | |
| Tennessee | | 0 | 0 | 0 | 0 | 0 |
| at No. 15 Kentucky DNP | | | | | | |
| Vanderbilt DNP | | | | | | |
| at Ole Miss DNP | | | | | | |
| at Arkansas DNP | | | | | | |
| South Carolina DNP | | | | | | |
| at Texas A&M DNP | | | | | | |
| Alabama DNP | | | | | | |
| at Missouri DNP | | | | | | |
| at South Carolina DNP | | | | | | |
| Ole Miss | | 0 | 2 | 0 | 0 | 0 |
| TOTALS | 0 | 9 | 12 | 1 | 1 | 0 |

NO. 32 QUINTEN POST • 2020-21 • SOPHOMORE

| OPPONENT | GS | PTS | REB | ASST | BLK | STL |
|--------------------------|----------|-----------|-----------|----------|----------|----------|
| vs. Clemson | | 0 | 0 | 0 | 0 | 0 |
| vs. Liberty DNP | | | | | | |
| Texas State | | 9 | 5 | 3 | 2 | 0 |
| North Texas | | 4 | 2 | 0 | 0 | 0 |
| Jackson State | | 0 | 2 | 0 | 0 | 0 |
| vs. Dayton | | 6 | 1 | 0 | 0 | 1 |
| Central Arkansas | | 2 | 1 | 0 | 0 | 0 |
| Mississippi Valley State | | 10 | 1 | 1 | 0 | 0 |
| at Georgia | | 0 | 0 | 0 | 2 | 0 |
| Kentucky | | 2 | 2 | 0 | 0 | 0 |
| No. 13 Missouri | | 0 | 1 | 0 | 0 | 0 |
| at Vanderbilt | | 3 | 3 | 0 | 0 | 0 |
| Texas A&M | | | | | | |
| Florida | | | | | | |
| Ole Miss | | | | | | |
| at Alabama | | | | | | |
| at Tennessee | | | | | | |
| Iowa State | | | | | | |
| at Arkansas | | | | | | |
| at South Carolina | | | | | | |
| LSU | | | | | | |
| Vanderbilt | | | | | | |
| at Auburn | | | | | | |
| at Ole Miss | | | | | | |
| South Carolina | | | | | | |
| Alabama | | | | | | |
| at Texas A&M | | | | | | |
| TOTALS | 0 | 36 | 18 | 4 | 4 | 1 |

NO. 35 TOLU SMITH • 2018-19 • FRESHMAN • WESTERN KENTUCKY

| OPPONENT | GS | PTS | REB | ASST | BLK | STL |
|-----------------------------|----------|------------|-----------|----------|-----------|----------|
| at No. 25 Washington | | 3 | 0 | 0 | 0 | 0 |
| UT Martin | | 6 | 7 | 0 | 0 | 0 |
| vs. Valparaiso • Valpo | | 4 | 2 | 0 | 0 | 0 |
| vs. West Virginia | | 9 | 2 | 1 | 0 | 0 |
| vs. Central Florida • UCF | | 0 | 2 | 0 | 0 | 0 |
| at Indiana State | | 0 | 1 | 0 | 0 | 0 |
| Tennessee State | | 6 | 2 | 1 | 1 | 0 |
| at Missouri State | | 2 | 0 | 0 | 0 | 0 |
| at Arkansas | | 6 | 4 | 0 | 0 | 0 |
| Troy | | 0 | 2 | 0 | 0 | 0 |
| at Belmont | | 6 | 3 | 1 | 0 | 0 |
| Saint Mary's | | 4 | 2 | 0 | 2 | 0 |
| No. 15 Wisconsin | | 0 | 0 | 0 | 1 | 0 |
| at Charlotte | | 4 | 3 | 0 | 2 | 0 |
| at Old Dominion • ODU | | 2 | 1 | 0 | 0 | 0 |
| at Marshall | | 6 | 3 | 0 | 1 | 0 |
| Florida International • FIU | | 6 | 3 | 1 | 0 | 0 |
| Florida Atlantic • FAU | | 1 | 1 | 1 | 0 | 0 |
| Marshall [C-USA] | | 0 | 1 | 0 | 0 | 0 |
| at Southern Miss • USM | | 0 | 1 | 0 | 0 | 0 |
| at Louisiana Tech | | 5 | 9 | 1 | 2 | 0 |
| Texas-San Antonio • UTSA | | 5 | 5 | 0 | 0 | 1 |
| Texas-El Paso • UTEP | | 4 | 2 | 0 | 0 | 0 |
| at Rice | | 4 | 3 | 0 | 0 | 0 |
| at North Texas | | 4 | 3 | 0 | 0 | 0 |
| Middle Tennessee | | 2 | 1 | 0 | 0 | 0 |
| Alabama-Birmingham • UAB | | 4 | 5 | 0 | 0 | 1 |
| at Old Dominion • ODU | | 4 | 1 | 0 | 0 | 0 |
| at Alabama-Birmingham • UAB | | 4 | 2 | 0 | 0 | 0 |
| Southern Miss • USM | | 4 | 3 | 0 | 0 | 0 |
| Texas-San Antonio • UTSA | | 2 | 1 | 1 | 0 | 0 |
| vs. North Texas | | 5 | 5 | 1 | 1 | 0 |
| vs. Southern Miss • USM | | 0 | 4 | 0 | 0 | 1 |
| vs. Old Dominion • ODU | | 0 | 0 | 0 | 0 | 0 |
| TOTALS | 0 | 112 | 89 | 8 | 10 | 3 |

NO. 35 TOLU SMITH • 2020-21 • RS SOPHOMORE • MSU

| OPPONENT | GS | PTS | REB | ASST | BLK | STL |
|--------------------------|-----------|------------|------------|-----------|-----------|----------|
| vs. Clemson | • | 12 | 10 | 1 | 2 | 0 |
| vs. Liberty | • | 20 | 7 | 1 | 2 | 0 |
| Texas State | • | 12 | 5 | 1 | 1 | 0 |
| North Texas | • | 12 | 8 | 0 | 1 | 0 |
| Jackson State | • | 19 | 12 | 1 | 0 | 0 |
| vs. Dayton | • | 13 | 7 | 0 | 0 | 0 |
| Central Arkansas | • | 10 | 10 | 0 | 1 | 0 |
| Mississippi Valley State | • | 13 | 12 | 2 | 0 | 0 |
| at Georgia | • | 7 | 6 | 3 | 1 | 2 |
| Kentucky | • | 7 | 12 | 2 | 3 | 0 |
| No. 13 Missouri | • | 15 | 9 | 1 | 1 | 1 |
| at Vanderbilt | • | 18 | 8 | 0 | 1 | 0 |
| Texas A&M | | | | | | |
| Florida | | | | | | |
| Ole Miss | | | | | | |
| at Alabama | | | | | | |
| at Tennessee | | | | | | |
| Iowa State | | | | | | |
| at Arkansas | | | | | | |
| at South Carolina | | | | | | |
| LSU | | | | | | |
| Vanderbilt | | | | | | |
| at Auburn | | | | | | |
| at Ole Miss | | | | | | |
| South Carolina | | | | | | |
| Alabama | | | | | | |
| at Texas A&M | | | | | | |
| TOTALS | 12 | 158 | 106 | 12 | 13 | 3 |

NO. 55 KEONDRE MONTGOMERY • FRESHMAN

| OPPONENT | GS | PTS | REB | ASST | BLK | STL |
|--------------------------|----------|----------|----------|----------|----------|----------|
| vs. Clemson | DNP | | | | | |
| vs. Liberty | DNP | | | | | |
| Texas State | | 2 | 0 | 1 | 0 | 0 |
| North Texas | DNP | | | | | |
| Jackson State | | 0 | 1 | 1 | 0 | 0 |
| vs. Dayton | DNP | | | | | |
| Central Arkansas | | 0 | 0 | 1 | 0 | 0 |
| Mississippi Valley State | | 5 | 0 | 0 | 0 | 0 |
| at Georgia | DNP | | | | | |
| Kentucky | DNP | | | | | |
| No. 13 Missouri | DNP | | | | | |
| at Vanderbilt | DNP | | | | | |
| Texas A&M | | | | | | |
| Florida | | | | | | |
| Ole Miss | | | | | | |
| at Alabama | | | | | | |
| at Tennessee | | | | | | |
| Iowa State | | | | | | |
| at Arkansas | | | | | | |
| at South Carolina | | | | | | |
| LSU | | | | | | |
| Vanderbilt | | | | | | |
| at Auburn | | | | | | |
| at Ole Miss | | | | | | |
| South Carolina | | | | | | |
| Alabama | | | | | | |
| at Texas A&M | | | | | | |
| TOTALS | 0 | 7 | 1 | 3 | 0 | 0 |

NO. 21 JUSTIN RUMPH • 2019-20 • JUNIOR

| OPPONENT | GS | PTS | REB | ASST | BLK | STL |
|-----------------------------|----------|----------|----------|----------|----------|----------|
| Florida International • FIU | DNP | | | | | |
| Sam Houston State | DNP | | | | | |
| Louisiana-Monroe • ULM | DNP | | | | | |
| New Orleans | DNP | | | | | |
| vs. Tulane | DNP | | | | | |
| vs. No. 17 Villanova | DNP | | | | | |
| at Coastal Carolina | DNP | | | | | |
| Louisiana Tech | DNP | | | | | |
| vs. Kansas State | DNP | | | | | |
| Radford | DNP | | | | | |
| vs. New Mexico State | DNP | | | | | |
| Kent State | DNP | | | | | |
| No. 8 Auburn | DNP | | | | | |
| at Alabama | DNP | | | | | |
| at LSU | DNP | | | | | |
| Missouri | DNP | | | | | |
| Georgia | DNP | | | | | |
| Arkansas | DNP | | | | | |
| at Oklahoma • OU [OKC] | DNP | | | | | |
| at Florida | DNP | | | | | |
| Tennessee | DNP | | | | | |
| at No. 15 Kentucky | DNP | | | | | |
| Vanderbilt | DNP | | | | | |
| at Ole Miss | DNP | | | | | |
| at Arkansas | DNP | | | | | |
| South Carolina | DNP | | | | | |
| at Texas A&M | DNP | | | | | |
| Alabama | DNP | | | | | |
| at Missouri | DNP | | | | | |
| at South Carolina | DNP | | | | | |
| Ole Miss | DNP | | | | | |
| TOTALS | 0 | 0 | 0 | 0 | 0 | 0 |

PLAYER CAREER STATS

NO. 21 JUSTIN RUMPH - RS JUNIOR

| OPPONENT | GS | PTS | REB | ASST | BLK | STL |
|--------------------------|----------|----------|----------|----------|----------|----------|
| vs. Clemson | DNP | | | | | |
| vs. Liberty | DNP | | | | | |
| Texas State | DNP | | | | | |
| North Texas | DNP | | | | | |
| Jackson State | DNP | | | | | |
| vs. Dayton | DNP | | | | | |
| Central Arkansas | DNP | | | | | |
| Mississippi Valley State | | 3 | 1 | 0 | 0 | 0 |
| at Georgia | DNP | | | | | |
| Kentucky | DNP | | | | | |
| No. 13 Missouri | DNP | | | | | |
| at Vanderbilt | DNP | | | | | |
| Texas A&M | | | | | | |
| Florida | | | | | | |
| Ole Miss | | | | | | |
| at Alabama | | | | | | |
| at Tennessee | | | | | | |
| Iowa State | | | | | | |
| at Arkansas | | | | | | |
| at South Carolina | | | | | | |
| LSU | | | | | | |
| Vanderbilt | | | | | | |
| at Auburn | | | | | | |
| at Ole Miss | | | | | | |
| South Carolina | | | | | | |
| Alabama | | | | | | |
| at Texas A&M | | | | | | |
| TOTALS | 0 | 3 | 0 | 0 | 0 | 0 |

NO. 25 ISAAC STANSBURY - 2019-20 • FRESHMAN

| OPPONENT | GS | PTS | REB | ASST | BLK | STL |
|-----------------------------|----------|----------|----------|----------|----------|----------|
| Florida International • FIU | DNP | | | | | |
| Sam Houston State | DNP | | | | | |
| Louisiana-Monroe • ULM | DNP | | | | | |
| New Orleans | DNP | | | | | |
| vs. Tulane | DNP | | | | | |
| vs. No. 17 Villanova | DNP | | | | | |
| at Coastal Carolina | DNP | | | | | |
| Louisiana Tech | DNP | | | | | |
| vs. Kansas State | DNP | | | | | |
| Radford | DNP | | | | | |
| vs. New Mexico State | DNP | | | | | |
| Kent State | DNP | | | | | |
| No. 8 Auburn | DNP | | | | | |
| at Alabama | DNP | | | | | |
| at LSU | DNP | | | | | |
| Missouri | DNP | | | | | |
| Georgia | DNP | | | | | |
| Arkansas | DNP | | | | | |
| at Oklahoma • OU [OKC] | DNP | | | | | |
| at Florida | DNP | | | | | |
| Tennessee | DNP | | | | | |
| at No. 15 Kentucky | DNP | | | | | |
| Vanderbilt | DNP | | | | | |
| at Ole Miss | DNP | | | | | |
| at Arkansas | DNP | | | | | |
| South Carolina | DNP | | | | | |
| at Texas A&M | DNP | | | | | |
| Alabama | DNP | | | | | |
| at Missouri | DNP | | | | | |
| at South Carolina | DNP | | | | | |
| Ole Miss | DNP | | | | | |
| TOTALS | 0 | 0 | 0 | 0 | 0 | 0 |

NO. 25 ISAAC STANSBURY - 2020-21 • SOPHOMORE

| OPPONENT | GS | PTS | REB | ASST | BLK | STL |
|--------------------------|----------|----------|----------|----------|----------|----------|
| vs. Clemson | DNP | | | | | |
| vs. Liberty | DNP | | | | | |
| Texas State | DNP | | | | | |
| North Texas | DNP | | | | | |
| Jackson State | DNP | | | | | |
| vs. Dayton | DNP | | | | | |
| Central Arkansas | DNP | | | | | |
| Mississippi Valley State | | 0 | 0 | 1 | 0 | 1 |
| at Georgia | DNP | | | | | |
| Kentucky | DNP | | | | | |
| No. 13 Missouri | DNP | | | | | |
| at Vanderbilt | DNP | | | | | |
| Texas A&M | | | | | | |
| Florida | | | | | | |
| Ole Miss | | | | | | |
| at Alabama | | | | | | |
| at Tennessee | | | | | | |
| Iowa State | | | | | | |
| at Arkansas | | | | | | |
| at South Carolina | | | | | | |
| LSU | | | | | | |
| Vanderbilt | | | | | | |
| at Auburn | | | | | | |
| at Ole Miss | | | | | | |
| South Carolina | | | | | | |
| Alabama | | | | | | |
| at Texas A&M | | | | | | |
| TOTALS | 0 | 0 | 0 | 1 | 0 | 1 |

NO. 30 ANDREW JUNKIN - 2019-20 • RS FRESHMAN

| OPPONENT | GS | PTS | REB | ASST | BLK | STL |
|-----------------------------|----------|----------|----------|----------|----------|----------|
| Florida International • FIU | DNP | | | | | |
| Sam Houston State | DNP | | | | | |
| Louisiana-Monroe • ULM | DNP | | | | | |
| New Orleans | | 0 | 0 | 0 | 0 | 0 |
| vs. Tulane | DNP | | | | | |
| vs. No. 17 Villanova | DNP | | | | | |
| at Coastal Carolina | | 0 | 0 | 0 | 1 | 0 |
| Louisiana Tech | DNP | | | | | |
| vs. Kansas State | DNP | | | | | |
| Radford | DNP | | | | | |
| vs. New Mexico State | DNP | | | | | |
| Kent State | DNP | | | | | |
| No. 8 Auburn | DNP | | | | | |
| at Alabama | DNP | | | | | |
| at LSU | DNP | | | | | |
| Missouri | | 0 | 0 | 0 | 0 | 0 |
| Georgia | DNP | | | | | |
| Arkansas | DNP | | | | | |
| at Oklahoma • OU [OKC] | DNP | | | | | |
| at Florida | DNP | | | | | |
| Tennessee | DNP | | | | | |
| at No. 15 Kentucky | DNP | | | | | |
| Vanderbilt | DNP | | | | | |
| at Ole Miss | DNP | | | | | |
| at Arkansas | DNP | | | | | |
| South Carolina | DNP | | | | | |
| at Texas A&M | DNP | | | | | |
| Alabama | DNP | | | | | |
| at Missouri | DNP | | | | | |
| at South Carolina | DNP | | | | | |
| Ole Miss | DNP | | | | | |
| TOTALS | 0 | 0 | 0 | 0 | 1 | 0 |

NO. 30 ANDREW JUNKIN - 2020-21 • RS SOPHOMORE

| OPPONENT | GS | PTS | REB | ASST | BLK | STL |
|--------------------------|----------|----------|----------|----------|----------|----------|
| vs. Clemson | DNP | | | | | |
| vs. Liberty | DNP | | | | | |
| Texas State | DNP | | | | | |
| North Texas | DNP | | | | | |
| Jackson State | | 2 | 0 | 0 | 0 | 0 |
| vs. Dayton | DNP | | | | | |
| Central Arkansas | DNP | | | | | |
| Mississippi Valley State | | 0 | 0 | 0 | 0 | 0 |
| at Georgia | DNP | | | | | |
| Kentucky | DNP | | | | | |
| No. 13 Missouri | DNP | | | | | |
| at Vanderbilt | DNP | | | | | |
| Texas A&M | | | | | | |
| Florida | | | | | | |
| Ole Miss | | | | | | |
| at Alabama | | | | | | |
| at Tennessee | | | | | | |
| Iowa State | | | | | | |
| at Arkansas | | | | | | |
| at South Carolina | | | | | | |
| LSU | | | | | | |
| Vanderbilt | | | | | | |
| at Auburn | | | | | | |
| at Ole Miss | | | | | | |
| South Carolina | | | | | | |
| Alabama | | | | | | |
| at Texas A&M | | | | | | |
| TOTALS | 0 | 2 | 0 | 0 | 0 | 0 |

NO. 33 REGGIE MORRIS - 2020-21 • FRESHMAN

| OPPONENT | GS | PTS | REB | ASST | BLK | STL |
|--------------------------|----------|----------|----------|----------|----------|----------|
| vs. Clemson | DNP | | | | | |
| vs. Liberty | DNP | | | | | |
| Texas State | | 0 | 1 | 0 | 0 | 0 |
| North Texas | DNP | | | | | |
| Jackson State | | 0 | 0 | 0 | 0 | 0 |
| vs. Dayton | DNP | | | | | |
| Central Arkansas | DNP | | | | | |
| Mississippi Valley State | | 0 | 0 | 1 | 0 | 0 |
| at Georgia | DNP | | | | | |
| Kentucky | DNP | | | | | |
| No. 13 Missouri | DNP | | | | | |
| at Vanderbilt | DNP | | | | | |
| Texas A&M | | | | | | |
| Florida | | | | | | |
| Ole Miss | | | | | | |
| at Alabama | | | | | | |
| at Tennessee | | | | | | |
| Iowa State | | | | | | |
| at Arkansas | | | | | | |
| at South Carolina | | | | | | |
| LSU | | | | | | |
| Vanderbilt | | | | | | |
| at Auburn | | | | | | |
| at Ole Miss | | | | | | |
| South Carolina | | | | | | |
| Alabama | | | | | | |
| at Texas A&M | | | | | | |
| TOTALS | 0 | 0 | 1 | 1 | 0 | 0 |

PLAYER SEASON & CAREER HIGHS

NO. 0 JALEN JOHNSON

| 2020-21 SEASON | CAREER |
|--------------------------------------------|---------------------------------------------------------------|
| 15 • Central Arkansas • 12/16/20 | PTS 27 • Louisiana-Monroe • ULM • 01/25/20 • ULL |
| 5 • at Georgia • 12/30/20 | REB 14 • Murray State • 12/12/17 • SLU |
| 4 • 2x • Last: Kentucky • 01/02/21 | FGM 10 • Southeastern Louisiana • 12/03/19 • ULL |
| 3 • 4x • Last: at Vanderbilt • 01/09/21 | 3-PT FGM 5 • 2x • Last: at Duquesne • 02/28/18 • SLU |
| 6 • 2x • Last: Central Arkansas • 12/16/20 | FTM 10 • Louisiana-Monroe • ULM • 01/25/20 • ULL |
| 2 • 2x • Last: Kentucky • 11/26/20 | ASST 3 • Duquesne • 02/11/17 • SLU |
| 1 • 3x • Last: at Vanderbilt • 01/09/21 | BLK 5 • McNeese State • 11/09/19 • ULL |
| 1 • 2x • Last: at Vanderbilt • 01/09/21 | STL 3 • 2x • Last: McNeese State • 11/09/19 • ULL |
| 38 • Kentucky • 01/02/21 | MIN 40 • 6x • Last: at Texas-Arlington • UTA • 01/30/20 • ULL |

NO. 1 IVERSON MOLINAR

| 2020-21 SEASON | CAREER |
|----------------------------------------------------|----------------------------------------------|
| 24 • 2x • Last: at Vanderbilt • 01/09/21 | PTS 24 • 2x • Last: at Vanderbilt • 01/09/21 |
| 8 • at Vanderbilt • 01/09/21 | REB 8 • at Vanderbilt • 01/09/21 |
| 10 • vs. Dayton • 12/12/20 | FGM 10 • vs. Dayton • 12/12/20 |
| 5 • Jackson State • 12/08/20 | 3-PT FGM 5 • Jackson State • 12/08/20 |
| 6 • at Vanderbilt • 01/09/21 | FTM 6 • at Vanderbilt • 01/09/21 |
| 7 • vs. Dayton • 12/12/20 | ASST 7 • vs. Dayton • 12/12/20 |
| 1 • 2x • Last: Mississippi Valley State • 12/21/20 | BLK 2 • Radford • 12/18/19 |
| 4 • at Vanderbilt • 01/09/21 | STL 4 • at Vanderbilt • 01/09/21 |
| 44 • Kentucky • 01/02/21 | MIN 44 • Kentucky • 01/02/21 |

NO. 2 JAVIAN DAVIS

| 2020-21 SEASON | CAREER |
|--------------------------------------------|--------------------------------------------------------|
| 11 • Jackson State • 12/08/20 | PTS 20 • South Carolina • 02/29/20 • BAMA |
| 8 • 2x • Last: Central Arkansas • 12/16/20 | REB 10 • South Carolina • 02/29/20 • BAMA |
| 3 • 2x • Last: Central Arkansas • 12/16/20 | FGM 6 • Florida Atlantic • FAU • 11/11/19 • BAMA |
| 1 • 2x • Last: Jackson State • 12/08/20 | 3-PT FGM 1 • 4x • Last: Jackson State • 12/08/20 • MSU |
| 8 • Jackson State • 12/08/20 | FTM 11 • South Carolina • 02/29/20 • BAMA |
| 2 • 2x • Last: Kentucky • 01/02/21 | ASST 2 • 4x • Last: Kentucky • 01/02/21 • MSU |
| 1 • 2x • Last: North Texas • 12/04/20 | BLK 3 • 2x • Last: Arkansas • 02/01/20 • BAMA |
| 1 • 5x • Last: Kentucky • 01/02/21 | STL 3 • vs. Southern Miss • USM • 11/29/19 • BAMA |
| 27 • Kentucky • 01/02/21 | MIN 31 • South Carolina • 02/29/20 • BAMA |

NO. 3 D.J. STEWART JR.

| 2020-21 SEASON | CAREER |
|-------------------------------------|-------------------------------------------------|
| 32 • vs. Dayton • 12/12/20 | PTS 32 • vs. Dayton • 12/12/20 |
| 7 • at Georgia • 12/30/20 | REB 8 • at Oklahoma • 01/25/20 |
| 13 • vs. Dayton • 12/12/20 | FGM 13 • vs. Dayton • 12/12/20 |
| 5 • Texas State • 11/30/20 | 3-PT FGM 5 • Texas State • 11/30/20 |
| 8 • Kentucky • 01/02/21 | FTM 8 • Kentucky • 01/02/21 |
| 5 • Central Arkansas • 12/16/20 | ASST 5 • 2x • Last: Central Arkansas • 12/16/20 |
| | BLK 2 • 2x • Last: Arkansas • 01/22/20 |
| 3 • No. 13 Missouri • 01/05/2021 | STL 3 • 3x • Last: No. 13 Missouri • 01/05/2021 |
| 47 • 2x • Last: Kentucky • 01/02/21 | MIN 47 • 2x • Last: Kentucky • 01/02/21 |

NO. 4 CAMERON MATTHEWS

| 2020-21 SEASON | CAREER |
|---------------------------------------------|-------------------------------------------------|
| 8 • vs. Clemson • 11/25/20 | PTS 8 • vs. Clemson • 11/25/20 |
| 5 • vs. Clemson • 11/25/20 | REB 5 • vs. Clemson • 11/25/20 |
| 3 • vs. Clemson • 11/25/20 | FGM 3 • vs. Clemson • 11/25/20 |
| 2 • vs. Clemson • 11/25/20 | 3-PT FGM 2 • vs. Clemson • 11/25/20 |
| 1 • 2x • Last: at Vanderbilt • 01/09/21 | FTM 1 • 2x • Last: at Vanderbilt • 01/09/21 |
| 5 • Texas State • 11/30/20 | ASST 5 • Texas State • 11/30/20 |
| 1 • 4x • Last: No. 13 Missouri • 01/05/2021 | BLK 1 • 4x • Last: No. 13 Missouri • 01/05/2021 |
| 3 • vs. Clemson • 11/25/20 | STL 3 • vs. Clemson • 11/25/20 |
| 36 • vs. Dayton • 12/12/20 | MIN 36 • vs. Dayton • 12/12/20 |

NO. 5 DEIVON SMITH

| 2020-21 SEASON | CAREER |
|---------------------------------------------|-------------------------------------------------|
| 13 • at Georgia • 12/30/20 | PTS 13 • at Georgia • 12/30/20 |
| 7 • Mississippi Valley State • 12/21/20 | REB 7 • Mississippi Valley State • 12/21/20 |
| 4 • at Georgia • 12/30/20 | FGM 4 • at Georgia • 12/30/20 |
| 3 • at Georgia • 12/30/20 | 3-PT FGM 3 • at Georgia • 12/30/20 |
| 3 • Jackson State • 12/08/20 | FTM 3 • Jackson State • 12/08/20 |
| 5 • vs. Liberty • 11/26/20 | ASST 5 • vs. Liberty • 11/26/20 |
| 1 • 3x • Last: at Georgia • 12/30/20 | BLK 1 • 3x • Last: at Georgia • 12/30/20 |
| 2 • 4x • Last: No. 13 Missouri • 01/05/2021 | STL 2 • 4x • Last: No. 13 Missouri • 01/05/2021 |
| 29 • 3x • Last: Texas State • 11/30/20 | MIN 29 • 3x • Last: Texas State • 11/30/20 |

NO. 11 ANDERSSON GARCIA

| 2020-21 SEASON | CAREER |
|----------------------------------------------------|--------------------------------------------------------|
| 3 • Central Arkansas • 12/16/20 | PTS 3 • Central Arkansas • 12/16/20 |
| 3 • Texas State • 11/30/20 | REB 3 • Texas State • 11/30/20 |
| 1 • 3x • Last: Mississippi Valley State • 12/21/20 | FGM 1 • 3x • Last: Mississippi Valley State • 12/21/20 |
| 1 • Central Arkansas • 12/16/20 | 3-PT FGM 1 • Central Arkansas • 12/16/20 |
| | FTM |
| 1 • Mississippi Valley State • 12/21/20 | ASST 1 • Mississippi Valley State • 12/21/20 |
| 1 • Jackson State • 12/08/20 | BLK 1 • Jackson State • 12/08/20 |
| 1 • 2x • Last: Mississippi Valley State • 12/21/20 | STL 1 • 2x • Last: Mississippi Valley State • 12/21/20 |
| 7 • Texas State • 11/30/20 | MIN 7 • Texas State • 11/30/20 |

NO. 20 DEREK FOUNTAIN

| 2020-21 SEASON | CAREER |
|----------------------------------------------------|--------------------------------------------------------|
| 2 • Jackson State • 12/08/20 | PTS 2 • Jackson State • 12/08/20 |
| 2 • Mississippi Valley State • 12/21/20 | REB 2 • Mississippi Valley State • 12/21/20 |
| 1 • Jackson State • 12/08/20 | FGM 1 • Jackson State • 12/08/20 |
| | 3-PT FGM |
| | FTM |
| | ASST |
| | BLK |
| | STL |
| 3 • 2x • Last: Mississippi Valley State • 12/21/20 | MIN 3 • 2x • Last: Mississippi Valley State • 12/21/20 |

NO. 24 ABDUL ADO

| 2020-21 SEASON | CAREER |
|---------------------------------------------|--------------------------------------------------|
| 14 • vs. Liberty • 11/26/20 | PTS 19 • at Texas A&M • 02/20/18 |
| 9 • North Texas • 12/04/20 | REB 13 • Little Rock • 12/20/17 |
| 5 • vs. Liberty • 11/26/20 | FGM 8 • at Texas A&M • 02/20/18 |
| | 3-PT FGM |
| 4 • 2x • Last: No. 13 Missouri • 01/05/2021 | FTM 7 • Radford • 12/18/19 |
| 2 • 2x • Last: at Georgia • 12/30/20 | ASST 3 • vs. Southern Miss • 12/23/17 |
| 5 • North Texas • 12/04/20 | BLK 9 • No. 8 Auburn • 01/04/20 |
| 3 • Kentucky • 01/02/21 | STL 4 • at No. 25 Cincinnati • 12/12/17 |
| 34 • 2x • Last: Kentucky • 01/02/21 | MIN 37 • 2x • Last: at South Carolina • 03/03/20 |

NO. 32 QUINTEN POST

| 2020-21 SEASON | CAREER |
|----------------------------------------------------|--------------------------------------------------------|
| 10 • Mississippi Valley State • 12/21/20 | PTS 10 • Mississippi Valley State • 12/21/20 |
| 5 • Texas State • 11/30/20 | REB 5 • Texas State • 11/30/20 |
| 4 • 2x • Last: Mississippi Valley State • 12/21/20 | FGM 4 • 2x • Last: Mississippi Valley State • 12/21/20 |
| 2 • vs. Dayton • 12/12/20 | 3-PT FGM 2 • vs. Dayton • 12/12/20 |
| 2 • Mississippi Valley State • 12/21/20 | FTM 2 • 2x • Last: Mississippi Valley State • 12/21/20 |
| 3 • Texas State • 11/30/20 | ASST 3 • Texas State • 11/30/20 |
| 2 • 2x • Last: at Georgia • 12/30/20 | BLK 2 • 2x • Last: at Georgia • 12/30/20 |
| 1 • vs. Dayton • 12/12/20 | STL 1 • vs. Dayton • 12/12/20 |
| 16 • Texas State • 11/30/20 | MIN 16 • Texas State • 11/30/20 |

NO. 35 TOLU SMITH

| 2020-21 SEASON | CAREER |
|---------------------------------------|-------------------------------------------|
| 20 • vs. Liberty • 11/26/20 | PTS 20 • vs. Liberty • 11/26/20 |
| 12 • 3x • Last: Kentucky • 01/02/21 | REB 12 • 3x • Last: Kentucky • 01/02/21 |
| 8 • Jackson State • 12/08/20 | FGM 8 • Jackson State • 12/08/20 |
| | 3-PT FGM |
| 6 • 3x • Last: Texas State • 11/30/20 | FTM 6 • 3x • Last: Texas State • 11/30/20 |
| 3 • 2x • Last: Kentucky • 01/02/21 | ASST 3 • 2x • Last: Kentucky • 01/02/21 |
| 3 • Kentucky • 01/02/21 | BLK 3 • Kentucky • 01/02/21 |
| 2 • at Georgia • 12/30/20 | STL 2 • at Georgia • 12/30/20 |
| 36 • 2x • Last: at Georgia • 12/30/20 | MIN 36 • 2x • Last: at Georgia • 12/30/20 |

NO. 55 KEONORE MONTGOMERY

| 2020-21 SEASON | CAREER |
|----------------------------------------------------|--------------------------------------------------------|
| 5 • Mississippi Valley State • 12/21/20 | PTS 5 • Mississippi Valley State • 12/21/20 |
| 1 • Jackson State • 12/08/20 | REB 1 • Jackson State • 12/08/20 |
| 2 • Mississippi Valley State • 12/21/20 | FGM 2 • Mississippi Valley State • 12/21/20 |
| 1 • Mississippi Valley State • 12/21/20 | 3-PT FGM 1 • Mississippi Valley State • 12/21/20 |
| | FTM |
| 1 • 3x • Last: Central Arkansas • 12/16/20 | ASST 1 • 3x • Last: Central Arkansas • 12/16/20 |
| | BLK |
| | STL |
| 4 • 3x • Last: Mississippi Valley State • 12/21/20 | MIN 4 • 3x • Last: Mississippi Valley State • 12/21/20 |



#0 Jalen Johnson

Forward • 6-6 • 210 • R SR • TR • Baton Rouge, Louisiana • University Lab School • Louisiana-Lafayette

2020-21 OVERALL

| PPG | RPG | APG | SPG | BPG |
|-----|-----|-----|-----|-----|
| 7.9 | 2.6 | 0.5 | 0.2 | 0.3 |

2020-21 SEC GAMES

| PPG | RPG | APG | SPG | BPG |
|-----|-----|-----|-----|-----|
| 9.8 | 2.8 | 0.5 | 0.3 | 0.3 |

J. JOHNSON'S SEASON/CAREER HIGHS

POINTS

| | |
|--------|----------------------------------------------|
| Season | 15 • Central Arkansas • 12/16/2020 |
| Career | 27 • Louisiana-Monroe • ULM • 01/25/2020 ULL |

REBOUNDS

| | |
|--------|------------------------------------|
| Season | 5 • at Georgia • 12/30/2020 |
| Career | 14 • Murray State • 12/12/2017 SLU |

FIELD GOALS MADE

| | |
|--------|----------------------------------------------|
| Season | 4 • Kentucky • 01/02/2021 |
| | 4 • Mississippi Valley State • 12/21/2020 |
| Career | 10 • Southeastern Louisiana • 12/03/2019 ULL |

3-POINT FIELD GOALS MADE

| | |
|--------|--------------------------------------|
| Season | 3 • at Vanderbilt • 01/09/2021 |
| | 3 • Kentucky • 01/02/2021 |
| | 3 • at Georgia • 12/30/2020 |
| | 3 • Central Arkansas • 12/16/2020 |
| Career | 5 • at Duquesne • 02/28/2018 SLU |
| | 5 • at George Mason • 01/14/2017 SLU |

FREE THROWS MADE

| | |
|--------|----------------------------------------------|
| Season | 6 • Central Arkansas • 12/16/2020 |
| | 6 • North Texas • 12/04/2020 |
| Career | 10 • Louisiana-Monroe • ULM • 01/25/2020 ULL |

ASSISTS

| | |
|--------|-------------------------------|
| Season | 2 • Kentucky • 01/02/2021 |
| | 2 • vs. Liberty • 11/26/2020 |
| Career | 3 • Duquesne • 02/11/2017 SLU |

BLOCKS

| | |
|--------|-------------------------------------------|
| Season | 1 • 3x • Last: at Vanderbilt • 01/09/2021 |
| Career | 5 • McNeese State • 11/09/2019 ULL |

STEALS

| | |
|--------|-------------------------------------------|
| Season | 1 • 2x • Last: at Vanderbilt • 01/09/2021 |
| Career | 3 • McNeese State • 11/09/2019 ULL |
| | 3 • North Carolina A&T • 02/04/2017 SLU |

MINUTES

| | |
|--------|-------------------------------------------------------|
| Season | 38 • Kentucky • 01/02/2021 |
| Career | 40 • 6x • Last: at Texas-Arlington • UTA • 01/30/2020 |

J. JOHNSON'S TOP SCORING PERFORMANCES

| RK | PTS | OPPONENT | DATE • SCHOOL |
|----|-----|-----------------------------|------------------|
| 1 | 27 | Louisiana-Monroe • ULM | 01/25/2020 • ULL |
| 2 | 26 | Southeastern Louisiana | 12/03/2019 • ULL |
| | 26 | Little Rock • UALR | 12/21/2019 • ULL |
| 4 | 24 | Detroit | 11/22/2017 • SLU |
| 5 | 23 | Texas-Arlington • UTA | 01/16/2020 • ULL |
| 6 | 22 | Loyola • New Orleans | 11/05/2019 • ULL |
| 7 | 21 | at Georgia Southern [SBC-T] | 03/09/2020 • ULL |
| | 21 | at Texas Christian • TCU | 11/12/2019 • ULL |
| | 21 | McNeese State | 11/09/2019 • ULL |
| 10 | 20 | at Troy | 02/15/2020 • ULL |
| | 20 | George Washington • GW | 02/24/2018 • SLU |

J. JOHNSON'S GAME-BY-GAME STATISTICS • 2020-21

| DATE • OPPONENT | GS | MIN | FG | 3FG | FT | REB • O-D-T | PF/D | AST | TO | BLK | STL | PTS |
|----------------------------------|----|-----|------|-----|-----|-------------|------|-----|----|-----|-----|-----|
| 11/25 • vs. Clemson | | 19 | 2-4 | 1-2 | 0-0 | 1 • 1 • 2 | 0 | 1 | 1 | 0 | 0 | 5 |
| 11/26 • vs. Liberty | | 20 | 3-5 | 1-3 | 0-0 | 0 • 4 • 4 | 1 | 2 | 1 | 0 | 0 | 7 |
| 11/30 • Texas State | | 22 | 2-9 | 2-7 | 0-0 | 0 • 4 • 4 | 0 | 1 | 0 | 0 | 0 | 6 |
| 12/04 • North Texas | | 16 | 2-4 | 0-2 | 6-7 | 0 • 2 • 2 | 2 | 0 | 1 | 0 | 0 | 10 |
| 12/08 • Jackson State | | 13 | 1-4 | 1-2 | 0-0 | 0 • 2 • 2 | 0 | 0 | 0 | 1 | 0 | 3 |
| 12/12 • vs. Dayton | | 6 | 0-0 | 0-0 | 0-0 | 0 • 0 • 0 | 0 | 0 | 0 | 0 | 0 | 0 |
| 12/16 • Central Arkansas • UCA | • | 29 | 3-8 | 3-5 | 6-6 | 0 • 3 • 3 | 1 | 0 | 0 | 1 | 0 | 15 |
| 12/21 • Mississippi Valley State | • | 24 | 4-7 | 2-5 | 0-0 | 1 • 2 • 3 | 0 | 0 | 1 | 0 | 1 | 10 |
| 12/30 • at Georgia [SEC] | • | 31 | 3-11 | 3-9 | 3-4 | 1 • 4 • 5 | 1 | 0 | 0 | 0 | 0 | 12 |
| 01/02 • Kentucky [SEC] | • | 38 | 4-6 | 3-5 | 3-4 | 1 • 1 • 2 | 1 | 2 | 0 | 0 | 0 | 14 |
| 01/05 • No. 13/13 Missouri [SEC] | • | 22 | 1-2 | 1-2 | 0-0 | 1 • 1 • 2 | 0 | 0 | 0 | 0 | 0 | 3 |
| 01/09 • at Vanderbilt [SEC] | • | 26 | 3-5 | 3-4 | 1-2 | 0 • 2 • 2 | 3 | 0 | 2 | 1 | 1 | 10 |
| 01/13 • Texas A&M [SEC] | | | | | | | | | | | | |
| 01/16 • Florida [SEC] | | | | | | | | | | | | |
| 01/19 • Ole Miss [SEC] | | | | | | | | | | | | |
| 01/23 • at Alabama [SEC] | | | | | | | | | | | | |
| 01/26 • at Tennessee [SEC] | | | | | | | | | | | | |
| 01/30 • Iowa State [SEC/Big 12] | | | | | | | | | | | | |
| 02/02 • at Arkansas [SEC] | | | | | | | | | | | | |
| 02/06 • at South Carolina [SEC] | | | | | | | | | | | | |
| 02/10 • LSU [SEC] | | | | | | | | | | | | |
| 02/13 • Vanderbilt [SEC] | | | | | | | | | | | | |
| 02/16 • at Auburn [SEC] | | | | | | | | | | | | |
| 02/20 • at Ole Miss [SEC] | | | | | | | | | | | | |
| 02/24 • South Carolina [SEC] | | | | | | | | | | | | |
| 02/27 • Alabama [SEC] | | | | | | | | | | | | |
| 03/03 • at Texas A&M [SEC] | | | | | | | | | | | | |

J. JOHNSON'S CAREER STATISTICS

| YEAR | GP-GS | MIN • AVG | FG-FGA | PCT | THREE-POINT | | FT-FTA | PCT | REBOUND | | PF-FO | AST | TO | BLK | STL | PTS • AVG | SCHOOL |
|---------|--------|-------------|---------|------|-------------|------|---------|------|-------------|-----|-------|-----|-----|-----|-----|-------------|---------------------|
| | | | | | FG-FGA | PCT | | | OFF-DEF-TOT | AVG | | | | | | | |
| 2016-17 | 33-18 | 791 • 24.0 | 85-213 | 39.9 | 35-96 | 36.5 | 44-60 | 73.3 | 47-102-149 | 4.5 | 88-3 | 25 | 44 | 17 | 23 | 249 • 7.5 | SAINT LOUIS |
| 2017-18 | 33-24 | 896 • 27.2 | 91-217 | 41.9 | 52-132 | 39.4 | 67-86 | 77.9 | 30-97-127 | 3.8 | 76-1 | 22 | 42 | 21 | 12 | 301 • 9.1 | SAINT LOUIS |
| 2019-20 | 33-33 | 1119 • 33.9 | 172-402 | 42.8 | 46-159 | 28.9 | 121-146 | 82.9 | 73-146-219 | 6.6 | 83-0 | 25 | 62 | 21 | 25 | 511 • 15.5 | LOUISIANA-LAFAYETTE |
| 2020-21 | 12-6 | 265 • 22.1 | 28-65 | 43.1 | 20-46 | 43.5 | 19-23 | 82.6 | 5-26-31 | 2.6 | 9-0 | 6 | 6 | 3 | 2 | 95 • 7.9 | MSU |
| TOTALS | 111-81 | 3070 • 27.7 | 376-897 | 41.9 | 153-433 | 35.3 | 251-315 | 79.7 | 155-371-526 | 4.7 | 256-4 | 78 | 154 | 62 | 62 | 1156 • 10.4 | |



#1 Iverson Molinar

Guard • 6-3 • 190 • SO • 1L • Panama City, Panama • Veritas Prep - California

2020-21 OVERALL

PPG 19.2 RPG 4.4 APG 3.3 SPG 1.4 BPG 0.2

2020-21 SEC GAMES

PPG 21.3 RPG 4.8 APG 2.8 SPG 1.3 BPG 0.0

I. MOLINAR'S SEASON/CAREER HIGHS

POINTS

Season 24 • at Vanderbilt • 01/09/2021
24 • at Georgia • 12/30/2020
Career 24 • 2x • Last: at Vanderbilt • 01/09/2021

REBOUNDS

Season 8 • at Vanderbilt • 01/09/2021
Career 8 • at Vanderbilt • 01/09/2021

FIELD GOALS MADE

Season 10 • vs. Dayton • 12/12/2020
Career 10 • vs. Dayton • 12/12/2020

3-POINT FIELD GOALS MADE

Season 5 • Jackson State • 12/08/2020
Career 5 • Jackson State • 12/08/2020

FREE THROWS MADE

Season 6 • at Vanderbilt • 01/09/2021
Career 6 • at Vanderbilt • 01/09/2021

ASSISTS

Season 7 • vs. Dayton • 12/12/2020
Career 7 • vs. Dayton • 12/12/2020

BLOCKS

Season 1 • Mississippi Valley State • 12/21/2020
1 • vs. Dayton • 12/12/2020
Career 2 • Radford • 12/18/2019

STEALS

Season 4 • at Vanderbilt • 01/09/2021
Career 4 • at Vanderbilt • 01/09/2021

MINUTES

Season 44 • Kentucky • 01/02/2021
Career 44 • Kentucky • 01/02/2021

I. MOLINAR'S TOP SCORING PERFORMANCES

| RK | PTS | OPPONENT | DATE |
|----|-----|--------------------------|------------|
| 1 | 24 | at Vanderbilt | 01/09/2021 |
| | 24 | at Georgia | 12/30/2020 |
| 3 | 21 | Jackson State | 12/08/2020 |
| | 21 | vs. Tulane | 11/21/2019 |
| 5 | 20 | No. 13 Missouri | 01/05/2021 |
| | 20 | vs. Dayton | 12/12/2020 |
| 7 | 18 | Mississippi Valley State | 12/21/2020 |
| 8 | 17 | Kentucky | 01/02/2021 |
| 9 | 16 | Kent State | 12/30/2019 |
| 10 | 15 | North Texas | 12/04/2020 |

I. MOLINAR'S GAME-BY-GAME STATISTICS • 2020-21

| DATE | OPPONENT | GS | MIN | FG | 3FG | FT | REB • O-D-T | PF/D | AST | TO | BLK | STL | PTS |
|-------|--------------------------|-----|-----|-------|-----|-----|-------------|------|-----|----|-----|-----|-----|
| 11/25 | vs. Clemson | DNP | | | | | | | | | | | |
| 11/26 | vs. Liberty | DNP | | | | | | | | | | | |
| 11/30 | Texas State | DNP | | | | | | | | | | | |
| 12/04 | North Texas | • | 29 | 5-9 | 1-2 | 4-6 | 1 • 4 • 5 | 2 | 2 | 1 | 0 | 1 | 15 |
| 12/08 | Jackson State | • | 29 | 8-12 | 5-7 | 0-0 | 0 • 5 • 5 | 2 | 4 | 2 | 0 | 1 | 21 |
| 12/12 | vs. Dayton | • | 43 | 10-23 | 0-5 | 0-0 | 1 • 2 • 3 | 3 | 7 | 2 | 1 | 2 | 20 |
| 12/16 | Central Arkansas • UCA | • | 26 | 5-13 | 2-4 | 2-4 | 1 • 2 • 3 | 3 | 1 | 3 | 0 | 2 | 14 |
| 12/21 | Mississippi Valley State | • | 27 | 6-10 | 2-3 | 4-4 | 1 • 4 • 5 | 0 | 5 | 0 | 1 | 2 | 18 |
| 12/30 | at Georgia [SEC] | • | 26 | 8-14 | 4-6 | 4-4 | 0 • 3 • 3 | 3 | 3 | 3 | 0 | 0 | 24 |
| 01/02 | Kentucky [SEC] | • | 44 | 8-21 | 1-3 | 0-0 | 1 • 4 • 5 | 2 | 5 | 4 | 0 | 1 | 17 |
| 01/05 | No. 13/13 Missouri [SEC] | • | 34 | 7-16 | 1-1 | 5-5 | 0 • 3 • 3 | 1 | 2 | 2 | 0 | 0 | 20 |
| 01/09 | at Vanderbilt [SEC] | • | 37 | 9-11 | 0-0 | 6-9 | 0 • 8 • 8 | 2 | 1 | 4 | 0 | 4 | 24 |
| 01/13 | Texas A&M [SEC] | | | | | | | | | | | | |
| 01/16 | Florida [SEC] | | | | | | | | | | | | |
| 01/19 | Ole Miss [SEC] | | | | | | | | | | | | |
| 01/23 | at Alabama [SEC] | | | | | | | | | | | | |
| 01/26 | at Tennessee [SEC] | | | | | | | | | | | | |
| 01/30 | Iowa State [SEC/Big 12] | | | | | | | | | | | | |
| 02/02 | at Arkansas [SEC] | | | | | | | | | | | | |
| 02/06 | at South Carolina [SEC] | | | | | | | | | | | | |
| 02/10 | LSU [SEC] | | | | | | | | | | | | |
| 02/13 | Vanderbilt [SEC] | | | | | | | | | | | | |
| 02/16 | at Auburn [SEC] | | | | | | | | | | | | |
| 02/20 | at Ole Miss [SEC] | | | | | | | | | | | | |
| 02/24 | South Carolina [SEC] | | | | | | | | | | | | |
| 02/27 | Alabama [SEC] | | | | | | | | | | | | |
| 03/03 | at Texas A&M [SEC] | | | | | | | | | | | | |

I. MOLINAR'S CAREER STATISTICS

| YEAR | GP-GS | MIN • AVG | FG-FGA | PCT | THREE-POINT | | FT-FTA | PCT | REBOUND | | PF-FO | AST | TO | BLK | STL | PTS • AVG |
|---------|-------|------------|---------|------|-------------|------|--------|------|-------------|-----|-------|-----|----|-----|-----|------------|
| | | | | | FG-FGA | PCT | | | OFF-DEF-TOT | AVG | | | | | | |
| 2019-20 | 31-8 | 476 • 15.4 | 64-131 | 48.9 | 13-35 | 37.1 | 43-56 | 76.8 | 8-24-32 | 1.0 | 47-1 | 40 | 32 | 4 | 8 | 184 • 5.9 |
| 2020-21 | 9-9 | 296 • 32.9 | 66-129 | 51.2 | 16-31 | 51.6 | 25-32 | 78.1 | 5-35-40 | 4.4 | 18-0 | 30 | 21 | 2 | 13 | 173 • 19.2 |
| TOTALS | 40-17 | 772 • 19.3 | 130-260 | 50.0 | 29-66 | 43.9 | 68-88 | 77.3 | 13-59-72 | 1.8 | 65-1 | 70 | 53 | 6 | 21 | 357 • 8.9 |



#2 Javian Davis

Forward • 6-9 • 245 • R SO • TR • Canton, Mississippi • Canton HS • Alabama

2020-21 OVERALL

| PPG | RPG | APG | SPG | BPG |
|-----|-----|-----|-----|-----|
| 4.5 | 5.5 | 0.8 | 0.5 | 0.2 |

2020-21 SEC GAMES

| PPG | RPG | APG | SPG | BPG |
|-----|-----|-----|-----|-----|
| 3.5 | 5.5 | 1.5 | 0.5 | 0.0 |

J. DAVIS' SEASON/CAREER HIGHS

POINTS

| | | |
|--------|----------------------------------|------|
| Season | 11 • Jackson State • 12/08/2020 | |
| Career | 20 • South Carolina • 02/29/2020 | BAMA |

REBOUNDS

| | | |
|--------|-------------------------------------------------------------------|------|
| Season | 8 • Central Arkansas • 12/16/2020 8 • Texas State • 11/30/2020 | |
| Career | 10 • South Carolina • 02/29/2020 | BAMA |

FIELD GOALS MADE

| | | |
|--------|-------------------------------------------------------------------|------|
| Season | 3 • Central Arkansas • 12/16/2020 3 • Texas State • 11/30/2020 | |
| Career | 6 • Florida Atlantic • FAU • 11/11/2019 | BAMA |

3-POINT FIELD GOALS MADE

| | | |
|--------|-------------------------------------------|------|
| Season | 1 • 2x • Last: Jackson State • 12/08/2020 | |
| Career | 1 • Jackson State • 12/08/2020 | MSU |
| | 1 • Texas State • 11/30/2020 | MSU |
| | 1 • South Carolina • 02/29/2020 | BAMA |
| | 1 • at Ole Miss • 02/22/2020 | BAMA |
| | 2x BAMA • 2x MSU | |

FREE THROWS MADE

| | | |
|--------|----------------------------------|------|
| Season | 8 • Jackson State • 12/08/2020 | |
| Career | 11 • South Carolina • 02/29/2020 | BAMA |

ASSISTS

| | | |
|--------|-----------------------------------------|------|
| Season | 2 • 2x • Last: Kentucky • 01/02/2021 | |
| Career | 2 • Kentucky • 01/02/2021 | MSU |
| | 2 • vs. Liberty • 11/26/2020 | MSU |
| | 2 • vs. Iowa State • 11/28/2019 | BAMA |
| | 2 • Florida Atlantic • FAU • 11/11/2019 | BAMA |
| | 2x BAMA • 2x MSU | |

BLOCKS

| | | |
|--------|--------------------------------------------------------------|------|
| Season | 1 • North Texas • 12/04/2020 1 • Texas State • 11/30/2020 | |
| Career | 3 • Arkansas • 02/01/2020 | BAMA |
| | 3 • at Vanderbilt • 01/22/2020 | BAMA |

STEALS

| | | |
|--------|------------------------------------------|------|
| Season | 1 • 5x • Last: Kentucky • 01/02/2021 | |
| Career | 3 • vs. Southern Miss • USM • 11/29/2019 | BAMA |

MINUTES

| | | |
|--------|----------------------------------|------|
| Season | 27 • Kentucky • 01/02/2021 | |
| Career | 31 • South Carolina • 02/29/2020 | BAMA |

J. DAVIS' TOP SCORING PERFORMANCES

| RK | PTS | OPPONENT | DATE • SCHOOL |
|----|-----|-------------------------|-------------------------|
| 1 | 20 | South Carolina | 02/29/2020 • BAMA |
| 2 | 19 | Florida Atlantic • FAU | 11/11/2019 • BAMA |
| 3 | 13 | at Georgia | 02/08/2020 • BAMA |
| 4 | 12 | vs. Belmont | 12/21/2019 • BAMA |
| 5 | 11 | Jackson State | 12/08/2020 • MSU |
| | 11 | Arkansas | 02/01/2020 • BAMA |
| | 11 | Stephen F. Austin • SFA | 12/06/2019 • BAMA |
| | 11 | at Rhode Island • URI | 11/15/2019 • BAMA |
| 9 | 10 | at Ole Miss | 02/22/2020 • BAMA |
| | 10 | Furman | 11/19/2019 • BAMA |

J. DAVIS' GAME-BY-GAME STATISTICS • 2020-21

| DATE • OPPONENT | GS | MIN | FG | 3FG | FT | REB • O-D-T | PF/D | AST | TO | BLK | STL | PTS |
|----------------------------------|-----|-----|-----|-----|------|-------------|------|-----|----|-----|-----|-----|
| 11/25 • vs. Clemson | | 24 | 1-6 | 0-3 | 1-8 | 2 • 5 • 7 | 3 | 0 | 1 | 0 | 1 | 3 |
| 11/26 • vs. Liberty | | 12 | 0-2 | 0-1 | 0-0 | 1 • 2 • 3 | 2 | 2 | 0 | 0 | 0 | 0 |
| 11/30 • Texas State | | 19 | 3-5 | 1-2 | 0-0 | 3 • 5 • 8 | 5/D | 0 | 1 | 1 | 0 | 7 |
| 12/04 • North Texas | | 15 | 1-2 | 0-1 | 0-0 | 1 • 2 • 3 | 3 | 1 | 1 | 1 | 0 | 2 |
| 12/08 • Jackson State | | 18 | 1-2 | 1-2 | 8-14 | 4 • 1 • 5 | 4 | 1 | 2 | 0 | 1 | 11 |
| 12/12 • vs. Dayton | | 26 | 1-7 | 0-2 | 0-4 | 4 • 3 • 7 | 1 | 0 | 2 | 0 | 1 | 2 |
| 12/16 • Central Arkansas • UCA | | 22 | 3-6 | 0-0 | 3-4 | 3 • 5 • 8 | 1 | 0 | 0 | 0 | 0 | 9 |
| 12/21 • Mississippi Valley State | | 13 | 1-3 | 0-2 | 2-2 | 1 • 2 • 3 | 3 | 1 | 3 | 0 | 1 | 4 |
| 12/30 • at Georgia [SEC] | | 9 | 1-1 | 0-0 | 0-0 | 2 • 2 • 4 | 3 | 1 | 1 | 0 | 0 | 2 |
| 01/02 • Kentucky [SEC] | | 27 | 2-5 | 0-1 | 1-2 | 2 • 5 • 7 | 1 | 2 | 2 | 0 | 1 | 5 |
| 01/05 • No. 13/13 Missouri [SEC] | DNP | | | | | | | | | | | |
| 01/09 • at Vanderbilt [SEC] | DNP | | | | | | | | | | | |
| 01/13 • Texas A&M [SEC] | | | | | | | | | | | | |
| 01/16 • Florida [SEC] | | | | | | | | | | | | |
| 01/19 • Ole Miss [SEC] | | | | | | | | | | | | |
| 01/23 • at Alabama [SEC] | | | | | | | | | | | | |
| 01/26 • at Tennessee [SEC] | | | | | | | | | | | | |
| 01/30 • Iowa State [SEC/Big 12] | | | | | | | | | | | | |
| 02/02 • at Arkansas [SEC] | | | | | | | | | | | | |
| 02/06 • at South Carolina [SEC] | | | | | | | | | | | | |
| 02/10 • LSU [SEC] | | | | | | | | | | | | |
| 02/13 • Vanderbilt [SEC] | | | | | | | | | | | | |
| 02/16 • at Auburn [SEC] | | | | | | | | | | | | |
| 02/20 • at Ole Miss [SEC] | | | | | | | | | | | | |
| 02/24 • South Carolina [SEC] | | | | | | | | | | | | |
| 02/27 • Alabama [SEC] | | | | | | | | | | | | |
| 03/03 • at Texas A&M [SEC] | | | | | | | | | | | | |

J. DAVIS' CAREER STATISTICS

| YEAR | GP-GS | MIN • AVG | FG-FGA | PCT | THREE-POINT | | FT-FTA | PCT | REBOUND | | PF-FO | AST | TO | BLK | STL | PTS • AVG | SCHOOL |
|---------|-------|------------|--------|------|-------------|------|--------|------|-------------|-----|-------|-----|----|-----|-----|-----------|---------|
| | | | | | FG-FGA | PCT | | | OFF-DEF-TOT | AVG | | | | | | | |
| 2019-20 | 31-14 | 494 • 15.9 | 60-101 | 59.4 | 2-8 | 25.0 | 64-104 | 61.5 | 46-72-118 | 3.8 | 76-5 | 14 | 34 | 13 | 19 | 186 • 6.0 | ALABAMA |
| 2020-21 | 10-0 | 186 • 18.6 | 14-39 | 35.9 | 2-14 | 14.3 | 15-34 | 44.1 | 23-32-55 | 5.5 | 26-1 | 8 | 13 | 2 | 5 | 45 • 4.5 | MSU |
| TOTALS | 41-14 | 679 • 16.6 | 74-140 | 52.9 | 4-22 | 18.2 | 79-138 | 57.2 | 69-104-173 | 4.2 | 102-6 | 22 | 47 | 15 | 24 | 231 • 5.6 | |



#3 D.J. Stewart Jr.

Guard • 6-6 • 205 • R SO • 1L • Grace, Mississippi • Riverside HS

2020-21 OVERALL

PPG 18.6 RPG 3.6 APG 2.5 SPG 0.9 BPG 0.0

2020-21 SEC GAMES

PPG 19.3 RPG 4.3 APG 3.3 SPG 1.5 BPG 0.0

D.J. STEWART JR'S SEASON/CAREER HIGHS

POINTS

Season 32 • vs. Dayton • 12/12/2020
Career 32 • vs. Dayton • 12/12/2020

REBOUNDS

Season 7 • at Georgia • 12/30/2020
Career 8 • at Oklahoma • OU • 01/25/2020

FIELD GOALS MADE

Season 13 • vs. Dayton • 12/12/2020
Career 13 • vs. Dayton • 12/12/2020

3-POINT FIELD GOALS MADE

Season 5 • Texas State • 11/30/2020
Career 5 • Texas State • 11/30/2020

FREE THROWS MADE

Season 8 • Kentucky • 01/02/2021
Career 8 • Kentucky • 01/02/2021

ASSISTS

Season 5 • Central Arkansas • 12/16/2020
Career 5 • Central Arkansas • 12/16/2020
5 • at Texas A&M • 02/22/2020

BLOCKS

Season
Career 2 • Arkansas • 01/22/2020
2 • at Coastal Carolina • 11/24/2019

STEALS

Season 3 • No. 13 Missouri • 01/05/2021
Career 3 • No. 13 Missouri • 01/05/2021
3 • Alabama • 02/25/2020
3 • Florida International • 11/05/2019

MINUTES

Season 47 • Kentucky • 01/02/2021
47 • vs. Dayton • 12/12/2020
Career 47 • 2x • Last: Kentucky • 01/02/2021

D.J. STEWART JR'S TOP SCORING PERFORMANCES

| RK | PTS | OPPONENT | DATE |
|----|-----|------------------|------------|
| 1 | 32 | vs. Dayton | 12/12/2020 |
| 2 | 24 | No. 13 Missouri | 01/05/2021 |
| 3 | 23 | Texas State | 11/30/2020 |
| 4 | 20 | vs. Liberty | 11/26/2020 |
| | 20 | Tennessee | 02/01/2020 |
| 6 | 19 | Kentucky | 01/02/2021 |
| 7 | 18 | at Georgia | 12/30/2020 |
| 8 | 17 | Central Arkansas | 12/16/2020 |
| 9 | 16 | at Vanderbilt | 01/09/2021 |
| | 16 | North Texas | 12/04/2020 |
| | 16 | South Carolina | 02/19/2020 |
| | 16 | at Ole Miss | 02/11/2020 |

D.J. STEWART'S GAME-BY-GAME STATISTICS • 2020-21

| DATE | OPPONENT | GS | MIN | FG | 3FG | FT | REB • O-D-T | PF/D | AST | TO | BLK | STL | PTS |
|----------------------------------|----------|----|-----|-------|-----|------|-------------|------|-----|----|-----|-----|-----|
| 11/25 • vs. Clemson | | • | 38 | 5-18 | 1-3 | 1-3 | 3 • 3 • 6 | 2 | 2 | 6 | 0 | 2 | 12 |
| 11/26 • vs. Liberty | | • | 37 | 8-15 | 1-3 | 3-4 | 1 • 2 • 3 | 2 | 4 | 4 | 0 | 0 | 20 |
| 11/30 • Texas State | | • | 30 | 9-14 | 5-6 | 0-0 | 0 • 3 • 3 | 2 | 2 | 5 | 0 | 0 | 23 |
| 12/04 • North Texas | | • | 34 | 6-18 | 0-3 | 4-6 | 0 • 3 • 3 | 0 | 0 | 0 | 0 | 1 | 16 |
| 12/08 • Jackson State | | • | 28 | 3-8 | 1-2 | 4-4 | 0 • 0 • 0 | 2 | 2 | 1 | 0 | 0 | 11 |
| 12/12 • vs. Dayton | | • | 47 | 13-22 | 3-5 | 3-5 | 0 • 2 • 2 | 0 | 2 | 3 | 0 | 0 | 32 |
| 12/16 • Central Arkansas • UCA | | • | 35 | 7-13 | 3-5 | 0-0 | 0 • 6 • 6 | 2 | 5 | 2 | 0 | 1 | 17 |
| 12/21 • Mississippi Valley State | | • | 28 | 5-8 | 3-4 | 2-6 | 0 • 3 • 3 | 1 | 0 | 2 | 0 | 1 | 15 |
| 12/30 • at Georgia [SEC] | | • | 34 | 8-20 | 2-7 | 0-1 | 2 • 5 • 7 | 1 | 2 | 1 | 0 | 0 | 18 |
| 01/02 • Kentucky [SEC] | | • | 47 | 5-16 | 1-5 | 8-10 | 0 • 5 • 5 | 1 | 4 | 3 | 0 | 2 | 19 |
| 01/05 • No. 13 Missouri [SEC] | | • | 37 | 10-14 | 0-1 | 4-4 | 0 • 3 • 3 | 0 | 4 | 4 | 0 | 3 | 24 |
| 01/09 • at Vanderbilt [SEC] | | • | 34 | 5-11 | 0-0 | 6-7 | 0 • 2 • 2 | 3 | 3 | 1 | 0 | 1 | 16 |
| 01/13 • Texas A&M [SEC] | | | | | | | | | | | | | |
| 01/16 • Florida [SEC] | | | | | | | | | | | | | |
| 01/19 • Ole Miss [SEC] | | | | | | | | | | | | | |
| 01/23 • at Alabama [SEC] | | | | | | | | | | | | | |
| 01/26 • at Tennessee [SEC] | | | | | | | | | | | | | |
| 01/30 • Iowa State [SEC/Big 12] | | | | | | | | | | | | | |
| 02/02 • at Arkansas [SEC] | | | | | | | | | | | | | |
| 02/06 • at South Carolina [SEC] | | | | | | | | | | | | | |
| 02/10 • LSU [SEC] | | | | | | | | | | | | | |
| 02/13 • Vanderbilt [SEC] | | | | | | | | | | | | | |
| 02/16 • at Auburn [SEC] | | | | | | | | | | | | | |
| 02/20 • at Ole Miss [SEC] | | | | | | | | | | | | | |
| 02/24 • South Carolina [SEC] | | | | | | | | | | | | | |
| 02/27 • Alabama [SEC] | | | | | | | | | | | | | |
| 03/03 • at Texas A&M [SEC] | | | | | | | | | | | | | |

D.J. STEWART JR'S CAREER STATISTICS

| YEAR | GP-GS | MIN • AVG | FG-FGA | PCT | THREE-POINT | | FT-FTA | PCT | REBOUND | | AST | TO | BLK | STL | PTS • AVG |
|---------|-------|-------------|---------|------|-------------|------|--------|------|-------------|-----|------|----|-----|-----|------------|
| | | | | | FG-FGA | PCT | | | OFF-DEF-TOT | AVG | | | | | |
| 2019-20 | 31-17 | 919 • 29.6 | 98-215 | 45.6 | 26-79 | 32.9 | 42-60 | 70.0 | 9-70-79 | 2.5 | 71-1 | 49 | 44 | 7 | 264 • 8.5 |
| 2020-21 | 12-12 | 428 • 35.7 | 84-177 | 47.5 | 20-46 | 43.5 | 35-50 | 70.0 | 6-37-43 | 3.7 | 16-0 | 30 | 32 | 0 | 223 • 18.6 |
| TOTALS | 43-29 | 1347 • 31.3 | 182-392 | 46.4 | 46-125 | 36.8 | 77-110 | 70.0 | 15-107-122 | 2.8 | 87-1 | 79 | 76 | 7 | 487 • 11.3 |



#4 Cameron Matthews

Guard/Forward • 6-7 • 220 • FR • HS • Olive Branch, Mississippi • Olive Branch HS

2020-21 OVERALL

| PPG | RPG | APG | SPG | BPG |
|-----|-----|-----|-----|-----|
| 2.8 | 2.7 | 1.7 | 1.3 | 0.3 |

2020-21 SEC GAMES

| PPG | RPG | APG | SPG | BPG |
|-----|-----|-----|-----|-----|
| 2.3 | 2.3 | 0.5 | 1.3 | 0.3 |

C. MATTHEWS' SEASON/CAREER HIGHS

POINTS

| | |
|--------|------------------------------|
| Season | 8 • vs. Clemson • 11/25/2020 |
| Career | 8 • vs. Clemson • 11/25/2020 |

REBOUNDS

| | |
|--------|------------------------------|
| Season | 5 • vs. Clemson • 11/25/2020 |
| Career | 5 • vs. Clemson • 11/25/2020 |

FIELD GOALS MADE

| | |
|--------|------------------------------|
| Season | 3 • vs. Clemson • 11/25/2020 |
| Career | 3 • vs. Clemson • 11/25/2020 |

3-POINT FIELD GOALS MADE

| | |
|--------|------------------------------|
| Season | 2 • vs. Clemson • 11/25/2020 |
| Career | 2 • vs. Clemson • 11/25/2020 |

FREE THROWS MADE

| | |
|--------|---------------------------------------------------------------|
| Season | 1 • at Vanderbilt • 01/09/2021 1 • vs. Dayton • 12/12/2020 |
| Career | 1 • 2x • Last: at Vanderbilt • 01/09/2021 |

ASSISTS

| | |
|--------|------------------------------|
| Season | 5 • Texas State • 11/30/2020 |
| Career | 5 • Texas State • 11/30/2020 |

BLOCKS

| | |
|--------|----------------------------------------------------------------------------------------------------------------------------------------|
| Season | 1 • No. 13 Missouri • 01/05/2021 1 • Central Arkansas • 12/16/2020 1 • vs. Dayton • 12/12/2020 1 • Jackson State • 12/08/2020 |
| Career | 1 • 4x • Last: Missouri • 01/05/2021 |

STEALS

| | |
|--------|------------------------------|
| Season | 3 • vs. Clemson • 11/25/2020 |
| Career | 3 • vs. Clemson • 11/25/2020 |

MINUTES

| | |
|--------|------------------------------|
| Season | 36 • vs. Dayton • 12/12/2020 |
| Career | 36 • vs. Dayton • 12/12/2020 |

C. MATTHEWS' TOP SCORING PERFORMANCES

| RK | PTS | OPPONENT | DATE |
|----|-----|------------------|------------|
| 1 | 8 | vs. Clemson | 11/25/2020 |
| 2 | 5 | Central Arkansas | 12/16/2020 |
| | 5 | vs. Dayton | 12/12/2020 |
| 4 | 4 | Missouri | 01/05/2021 |

C. MATTHEWS' GAME-BY-GAME STATISTICS • 2020-21

| DATE • OPPONENT | GS | MIN | FG | 3FG | FT | REB • O-D-T | PF/D | AST | TO | BLK | STL | PTS |
|----------------------------------|----|-----|-----|-----|-----|-------------|------|-----|----|-----|-----|-----|
| 11/25 • vs. Clemson | • | 34 | 3-4 | 2-2 | 0-4 | 3 • 2 • 5 | 4 | 0 | 2 | 0 | 3 | 8 |
| 11/26 • vs. Liberty | • | 32 | 1-2 | 0-1 | 0-0 | 1 • 1 • 2 | 2 | 2 | 2 | 0 | 1 | 2 |
| 11/30 • Texas State | • | 26 | 0-3 | 0-1 | 0-0 | 1 • 2 • 3 | 3 | 5 | 0 | 0 | 2 | 0 |
| 12/04 • North Texas | • | 24 | 0-1 | 0-1 | 0-0 | 1 • 1 • 2 | 2 | 3 | 2 | 0 | 0 | 0 |
| 12/08 • Jackson State | • | 20 | 1-4 | 0-0 | 0-2 | 2 • 2 • 4 | 0 | 2 | 2 | 1 | 1 | 2 |
| 12/12 • vs. Dayton | • | 36 | 2-5 | 0-1 | 1-4 | 2 • 0 • 2 | 5/D | 1 | 0 | 1 | 2 | 5 |
| 12/16 • Central Arkansas • UCA | | 14 | 2-2 | 1-1 | 0-0 | 0 • 2 • 2 | 1 | 2 | 1 | 1 | 0 | 5 |
| 12/21 • Mississippi Valley State | | 11 | 1-1 | 0-0 | 0-0 | 1 • 2 • 3 | 1 | 3 | 1 | 0 | 1 | 2 |
| 12/30 • at Georgia [SEC] | | 8 | 1-2 | 0-1 | 0-0 | 1 • 1 • 2 | 1 | 1 | 0 | 0 | 2 | 2 |
| 01/02 • Kentucky [SEC] | | 12 | 1-2 | 0-0 | 0-1 | 2 • 2 • 4 | 1 | 1 | 0 | 0 | 2 | 2 |
| 01/05 • No. 13/13 Missouri [SEC] | | 12 | 2-2 | 0-0 | 0-0 | 1 • 2 • 3 | 1 | 0 | 0 | 1 | 0 | 4 |
| 01/09 • at Vanderbilt [SEC] | | 11 | 0-1 | 0-1 | 1-2 | 0 • 0 • 0 | 3 | 0 | 2 | 0 | 1 | 1 |
| 01/13 • Texas A&M [SEC] | | | | | | | | | | | | |
| 01/16 • Florida [SEC] | | | | | | | | | | | | |
| 01/19 • Ole Miss [SEC] | | | | | | | | | | | | |
| 01/23 • at Alabama [SEC] | | | | | | | | | | | | |
| 01/26 • at Tennessee [SEC] | | | | | | | | | | | | |
| 01/30 • Iowa State [SEC/Big 12] | | | | | | | | | | | | |
| 02/02 • at Arkansas [SEC] | | | | | | | | | | | | |
| 02/06 • at South Carolina [SEC] | | | | | | | | | | | | |
| 02/10 • LSU [SEC] | | | | | | | | | | | | |
| 02/13 • Vanderbilt [SEC] | | | | | | | | | | | | |
| 02/16 • at Auburn [SEC] | | | | | | | | | | | | |
| 02/20 • at Ole Miss [SEC] | | | | | | | | | | | | |
| 02/24 • South Carolina [SEC] | | | | | | | | | | | | |
| 02/27 • Alabama [SEC] | | | | | | | | | | | | |
| 03/03 • at Texas A&M [SEC] | | | | | | | | | | | | |

C. MATTHEWS' CAREER STATISTICS

| J. MATTHEWS CAREER STATISTICS | | | | | | | | | | | | | | | | | |
|-------------------------------|-------|------------|--------|------|-------------|------|--------|------|-------------|-----|-------|-----|----|-----|-----|-----------|--|
| YEAR | GP-GS | MIN • AVG | FG-FGA | PCT | THREE-POINT | | FT-FTA | PCT | REBOUND | | PF-FO | AST | TO | BLK | STL | PTS • AVG | |
| | | | | | FG-FGA | PCT | | | OFF-DEF-TOT | AVG | | | | | | | |
| 2020-21 | 12-6 | 240 • 20.0 | 14-29 | 48.3 | 3-9 | 33.3 | 2-13 | 15.4 | 15-17-32 | 2.7 | 24-1 | 20 | 12 | 4 | 15 | 33 • 2.8 | |
| TOTALS | 12-6 | 240 • 20.0 | 14-29 | 48.3 | 3-9 | 33.3 | 2-13 | 15.4 | 15-17-32 | 2.7 | 24-1 | 20 | 12 | 4 | 15 | 33 • 2.8 | |



#5 Deivon Smith

Guard • 6-1 • 165 • FR • HS • Loganville, Georgia • Grayson HS

2020-21 OVERALL

PPG 4.3 RPG 3.4 APG 2.5 SPG 0.9 BPG 0.3

2020-21 SEC GAMES

PPG 6.3 RPG 2.5 APG 2.5 SPG 1.3 BPG 0.3

D. SMITH'S SEASON/CAREER HIGHS

POINTS

Season 13 • at Georgia • 12/30/2020
Career 13 • at Georgia • 12/30/2020

REBOUNDS

Season 7 • Mississippi Valley State • 12/21/2020
Career 7 • Mississippi Valley State • 12/21/2020

FIELD GOALS MADE

Season 4 • at Georgia • 12/30/2020
Career 4 • at Georgia • 12/30/2020

3-POINT FIELD GOALS MADE

Season 3 • at Georgia • 12/30/2020
Career 3 • at Georgia • 12/30/2020

FREE THROWS MADE

Season 3 • Jackson State • 12/08/2020
Career 3 • Jackson State • 12/08/2020

ASSISTS

Season 5 • vs. Liberty • 11/26/2020
Career 5 • vs. Liberty • 11/26/2020

BLOCKS

Season 1 • at Georgia • 12/30/2020
1 • Texas State • 11/30/2020
1 • vs. Liberty • 11/26/2020
Career 1 • 3x • Last: at Georgia • 12/30/2020

STEALS

Season 2 • No. 13 Missouri • 01/05/2021
2 • at Georgia • 12/30/2020
2 • Jackson State • 12/08/2020
2 • vs. Liberty • 11/26/2020
Career 2 • 4x • Last: No. 13 Missouri • 01/05/2021

MINUTES

Season 29 • Texas State • 11/30/2020
29 • vs. Liberty • 11/26/2020
29 • vs. Clemson • 11/25/2020
Career 29 • 3x • Last: Texas State • 11/30/2020

D. SMITH'S TOP SCORING PERFORMANCES

| RK | PTS | OPPONENT | DATE |
|----|-----|-----------------|------------|
| 1 | 13 | at Georgia | 12/30/2020 |
| 2 | 10 | vs. Liberty | 11/26/2020 |
| 3 | 6 | No. 13 Missouri | 01/05/2021 |
| 4 | 5 | Jackson State | 12/08/2020 |
| 5 | 4 | at Vanderbilt | 01/09/2021 |
| 4 | | North Texas | 12/04/2020 |

D. SMITH'S GAME-BY-GAME STATISTICS • 2020-21

| DATE | OPPONENT | GS | MIN | FG | 3FG | FT | REB • O-D-T | PF/D | AST | TO | BLK | STL | PTS |
|----------------------------------|----------|----|-----|-----|-----|-----|-------------|------|-----|----|-----|-----|-----|
| 11/25 • vs. Clemson | | • | 29 | 1-6 | 0-3 | 0-0 | 0 • 4 • 4 | 1 | 1 | 1 | 0 | 1 | 2 |
| 11/26 • vs. Liberty | | • | 29 | 3-7 | 2-2 | 2-2 | 0 • 5 • 5 | 2 | 5 | 2 | 1 | 2 | 10 |
| 11/30 • Texas State | | • | 29 | 1-4 | 0-2 | 0-0 | 0 • 5 • 5 | 2 | 3 | 3 | 1 | 0 | 2 |
| 12/04 • North Texas | | | 17 | 2-3 | 0-0 | 0-0 | 1 • 2 • 3 | 2 | 0 | 2 | 0 | 0 | 4 |
| 12/08 • Jackson State | | | 17 | 1-8 | 0-2 | 3-4 | 0 • 5 • 5 | 0 | 2 | 2 | 0 | 2 | 5 |
| 12/12 • vs. Dayton | | | 19 | 0-0 | 0-0 | 2-2 | 0 • 1 • 1 | 1 | 3 | 3 | 0 | 1 | 2 |
| 12/16 • Central Arkansas • UCA | | | 15 | 0-3 | 0-2 | 0-0 | 0 • 1 • 1 | 0 | 2 | 2 | 0 | 0 | 0 |
| 12/21 • Mississippi Valley State | | | 17 | 0-5 | 0-4 | 1-2 | 2 • 5 • 7 | 1 | 4 | 1 | 0 | 0 | 1 |
| 12/30 • at Georgia [SEC] | | | 20 | 4-8 | 3-4 | 2-3 | 0 • 3 • 3 | 1 | 3 | 2 | 1 | 2 | 13 |
| 01/02 • Kentucky [SEC] | | | 9 | 1-3 | 0-1 | 0-0 | 0 • 0 • 0 | 1 | 0 | 0 | 0 | 1 | 2 |
| 01/05 • No. 13 Missouri [SEC] | | | 24 | 2-7 | 1-1 | 1-2 | 0 • 4 • 4 | 2 | 3 | 0 | 0 | 2 | 6 |
| 01/09 • at Vanderbilt [SEC] | | | 18 | 2-5 | 0-0 | 0-0 | 0 • 3 • 3 | 1 | 4 | 1 | 0 | 0 | 4 |
| 01/13 • Texas A&M [SEC] | | | | | | | | | | | | | |
| 01/16 • Florida [SEC] | | | | | | | | | | | | | |
| 01/19 • Ole Miss [SEC] | | | | | | | | | | | | | |
| 01/23 • at Alabama [SEC] | | | | | | | | | | | | | |
| 01/26 • at Tennessee [SEC] | | | | | | | | | | | | | |
| 01/30 • Iowa State [SEC/Big 12] | | | | | | | | | | | | | |
| 02/02 • at Arkansas [SEC] | | | | | | | | | | | | | |
| 02/06 • at South Carolina [SEC] | | | | | | | | | | | | | |
| 02/10 • LSU [SEC] | | | | | | | | | | | | | |
| 02/13 • Vanderbilt [SEC] | | | | | | | | | | | | | |
| 02/16 • at Auburn [SEC] | | | | | | | | | | | | | |
| 02/20 • at Ole Miss [SEC] | | | | | | | | | | | | | |
| 02/24 • South Carolina [SEC] | | | | | | | | | | | | | |
| 02/27 • Alabama [SEC] | | | | | | | | | | | | | |
| 03/03 • at Texas A&M [SEC] | | | | | | | | | | | | | |

D. SMITH'S CAREER STATISTICS

| YEAR | GP-GS | MIN • AVG | FG-FGA | PCT | THREE-POINT | | | PCT | FT-FTA | PCT | REBOUND | | | PF-FO | AST | TO | BLK | STL | PTS • AVG |
|---------|-------|------------|--------|------|-------------|------|--------|------|--------|---------|-------------|------|-------|-------|-----|----|-----|----------|-----------|
| | | | | | FG-FGA | PCT | FT-FTA | | | | OFF-DEF-TOT | AVG | PF-FO | | | | | | |
| 2020-21 | 12-3 | 245 • 20.5 | 17-59 | 28.8 | 6-21 | 28.6 | 11-15 | 73.3 | | 3-38-41 | 3.4 | 14-0 | 30 | 19 | 3 | 11 | | 51 • 4.3 | |
| TOTALS | 12-3 | 245 • 20.5 | 17-59 | 28.8 | 6-21 | 28.6 | 11-15 | 73.3 | | 3-38-41 | 3.4 | 14-0 | 30 | 19 | 3 | 11 | | 51 • 4.3 | |



#11 Andersson Garcia

Guard/Forward • 6-7 • 205 • FR • HS • Moca, Dominican Republic • Hamilton Heights HS - Tennessee

2020-21 OVERALL

| PPG | RPG | APG | SPG | BPG |
|-----|-----|-----|-----|-----|
| 1.2 | 1.0 | 0.2 | 0.3 | 0.2 |

2020-21 SEC GAMES

| PPG | RPG | APG | SPG | BPG |
|-----|-----|-----|-----|-----|
| 0.0 | 0.0 | 0.0 | 0.0 | 0.0 |

A. GARCIA'S SEASON/CAREER HIGHS

POINTS

| | |
|--------|-----------------------------------|
| Season | 3 • Central Arkansas • 12/16/2020 |
| Career | 3 • Central Arkansas • 12/16/2020 |

REBOUNDS

| | |
|--------|------------------------------|
| Season | 3 • Texas State • 11/30/2020 |
| Career | 3 • Texas State • 11/30/2020 |

FIELD GOALS MADE

| | |
|--------|------------------------------------------------------|
| Season | 1 • Mississippi Valley State • 12/21/2020 |
| | 1 • Central Arkansas • 12/16/2020 |
| | 1 • Jackson State • 12/08/2020 |
| Career | 1 • 3x • Last: Mississippi Valley State • 12/21/2020 |

3-POINT FIELD GOALS MADE

| | |
|--------|-----------------------------------|
| Season | 1 • Central Arkansas • 12/16/2020 |
| Career | 1 • Central Arkansas • 12/16/2020 |

FREE THROWS MADE

| | |
|--------|--|
| Season | |
| Career | |

ASSISTS

| | |
|--------|-------------------------------------------|
| Season | 1 • Mississippi Valley State • 12/21/2020 |
| Career | 1 • Mississippi Valley State • 12/21/2020 |

BLOCKS

| | |
|--------|--------------------------------|
| Season | 1 • Jackson State • 12/08/2020 |
| Career | 1 • Jackson State • 12/08/2020 |

STEALS

| | |
|--------|------------------------------------------------------|
| Season | 1 • Mississippi Valley State • 12/21/2020 |
| | 1 • Jackson State • 12/08/2020 |
| Career | 1 • 2x • Last: Mississippi Valley State • 12/21/2020 |

MINUTES

| | |
|--------|------------------------------|
| Season | 7 • Texas State • 11/30/2020 |
| Career | 7 • Texas State • 11/30/2020 |

A. GARCIA'S TOP SCORING PERFORMANCES

| RK | PTS | OPPONENT | DATE |
|----|-----|--------------------------|------------|
| 1 | 3 | Central Arkansas | 12/16/2020 |
| 2 | 2 | Mississippi Valley State | 12/21/2020 |
| | 2 | Jackson State | 12/08/2020 |

A. GARCIA'S GAME-BY-GAME STATISTICS - 2020-21

| DATE • OPPONENT | GS | MIN | FG | 3FG | FT | REB • O-D-T | PF/D | AST | TO | BLK | STL | PTS |
|----------------------------------|-----|-----|-----|-----|-----|-------------|------|-----|----|-----|-----|-----|
| 11/25 • vs. Clemson | | 2 | 0-0 | 0-0 | 0-0 | 0 • 0 • 0 | 1 | 0 | 1 | 0 | 0 | 0 |
| 11/26 • vs. Liberty | | 2 | 0-0 | 0-0 | 0-0 | 0 • 0 • 0 | 0 | 0 | 0 | 0 | 0 | 0 |
| 11/30 • Texas State | | 7 | 0-2 | 0-0 | 0-0 | 2 • 1 • 3 | 0 | 0 | 1 | 0 | 0 | 0 |
| 12/04 • North Texas | DNP | | | | | | | | | | | |
| 12/08 • Jackson State | | 5 | 1-2 | 0-1 | 0-1 | 1 • 1 • 2 | 0 | 0 | 1 | 1 | 1 | 2 |
| 12/12 • vs. Dayton | DNP | | | | | | | | | | | |
| 12/16 • Central Arkansas • UCA | | 1 | 1-1 | 1-1 | 0-0 | 0 • 0 • 0 | 0 | 0 | 0 | 0 | 0 | 3 |
| 12/21 • Mississippi Valley State | | 4 | 1-2 | 0-0 | 0-0 | 0 • 1 • 1 | 1 | 1 | 0 | 0 | 1 | 2 |
| 12/30 • at Georgia [SEC] | DNP | | | | | | | | | | | |
| 01/02 • Kentucky [SEC] | DNP | | | | | | | | | | | |
| 01/05 • No. 13/13 Missouri [SEC] | DNP | | | | | | | | | | | |
| 01/09 • at Vanderbilt [SEC] | DNP | | | | | | | | | | | |
| 01/13 • Texas A&M [SEC] | | | | | | | | | | | | |
| 01/16 • Florida [SEC] | | | | | | | | | | | | |
| 01/19 • Ole Miss [SEC] | | | | | | | | | | | | |
| 01/23 • at Alabama [SEC] | | | | | | | | | | | | |
| 01/26 • at Tennessee [SEC] | | | | | | | | | | | | |
| 01/30 • Iowa State [SEC/Big 12] | | | | | | | | | | | | |
| 02/02 • at Arkansas [SEC] | | | | | | | | | | | | |
| 02/06 • at South Carolina [SEC] | | | | | | | | | | | | |
| 02/10 • LSU [SEC] | | | | | | | | | | | | |
| 02/13 • Vanderbilt [SEC] | | | | | | | | | | | | |
| 02/16 • at Auburn [SEC] | | | | | | | | | | | | |
| 02/20 • at Ole Miss [SEC] | | | | | | | | | | | | |
| 02/24 • South Carolina [SEC] | | | | | | | | | | | | |
| 02/27 • Alabama [SEC] | | | | | | | | | | | | |
| 03/03 • at Texas A&M [SEC] | | | | | | | | | | | | |

A. GARCIA'S CAREER STATISTICS

| YEAR | GP-GS | MIN • AVG | FG-FGA | PCT | THREE-POINT | | | | PCT | REBOUND | | | | STL | PTS • AVG |
|---------|-------|-----------|--------|------|-------------|------|--------|-----|-----|-------------|-----|-------|-----|-----|-----------|
| | | | | | FG-FGA | PCT | FT-FTA | PCT | | OFF-DEF-TOT | AVG | PF-FO | AST | TO | |
| 2020-21 | 6-0 | 21 • 3.5 | 3-7 | 42.9 | 1-2 | 50.0 | 0-2 | 0.0 | | 3-3-6 | 1.0 | 2 | 1 | 3 | 7 • 1.2 |
| TOTALS | 6-0 | 21 • 3.5 | 3-7 | 42.9 | 1-2 | 50.0 | 0-2 | 0.0 | | 3-3-6 | 1.0 | 2 | 1 | 3 | 7 • 1.2 |



#20 Derek Fountain

Forward • 6-9 • 210 • FR • HS • Holly Springs, Mississippi • Holly Springs HS

2020-21 OVERALL

| PPG | RPG | APG | SPG | BPG |
|-----|-----|-----|-----|-----|
| 0.7 | 1.0 | 0.0 | 0.0 | 0.0 |

2020-21 SEC GAMES

| PPG | RPG | APG | SPG | BPG |
|-----|-----|-----|-----|-----|
| 0.0 | 0.0 | 0.0 | 0.0 | 0.0 |

D. FOUNTAIN'S SEASON/CAREER HIGHS

POINTS

| | |
|--------|--------------------------------|
| Season | 2 • Jackson State • 12/08/2020 |
| Career | 2 • Jackson State • 12/08/2020 |

REBOUNDS

| | |
|--------|-------------------------------------------|
| Season | 2 • Mississippi Valley State • 12/21/2020 |
| Career | 2 • Mississippi Valley State • 12/21/2020 |

FIELD GOALS MADE

| | |
|--------|--------------------------------|
| Season | 1 • Jackson State • 12/08/2020 |
| Career | 1 • Jackson State • 12/08/2020 |

3-POINT FIELD GOALS MADE

| | |
|--------|--|
| Season | |
| Career | |

FREE THROWS MADE

| | |
|--------|--|
| Season | |
| Career | |

ASSISTS

| | |
|--------|--|
| Season | |
| Career | |

BLOCKS

| | |
|--------|--|
| Season | |
| Career | |

STEALS

| | |
|--------|--|
| Season | |
| Career | |

MINUTES

| | |
|--------|------------------------------------------------------|
| Season | 3 • Mississippi Valley State • 12/21/2020 |
| | 3 • Jackson State • 12/08/2020 |
| Career | 3 • 2x • Last: Mississippi Valley State • 12/21/2020 |

D. FOUNTAIN'S TOP SCORING PERFORMANCES

| RK | PTS | OPPONENT | DATE |
|----|-----|---------------|------------|
| 1 | 2 | Jackson State | 12/08/2020 |

D. FOUNTAIN'S GAME-BY-GAME STATISTICS • 2020-21

| DATE | OPPONENT | GS | MIN | FG | 3FG | FT | REB • O-D-T | PF/D | AST | TO | BLK | STL | PTS |
|-------|----------------------------|-----|-----|-----|-----|-----|-------------|------|-----|----|-----|-----|-----|
| 11/25 | • vs. Clemson | DNP | | | | | | | | | | | |
| 11/26 | • vs. Liberty | DNP | | | | | | | | | | | |
| 11/30 | • Texas State | | 2 | 0-0 | 0-0 | 0-0 | 0 • 0 • 0 | 0 | 0 | 0 | 0 | 0 | 0 |
| 12/04 | • North Texas | DNP | | | | | | | | | | | |
| 12/08 | • Jackson State | | 3 | 1-2 | 0-1 | 0-0 | 1 • 0 • 1 | 0 | 0 | 0 | 0 | 0 | 2 |
| 12/12 | • vs. Dayton | DNP | | | | | | | | | | | |
| 12/16 | • Central Arkansas • UCA | DNP | | | | | | | | | | | |
| 12/21 | • Mississippi Valley State | | 3 | 0-0 | 0-0 | 0-0 | 0 • 2 • 2 | 0 | 0 | 0 | 0 | 0 | 0 |
| 12/30 | • at Georgia [SEC] | DNP | | | | | | | | | | | |
| 01/02 | • Kentucky [SEC] | DNP | | | | | | | | | | | |
| 01/05 | • No. 13/13 Missouri [SEC] | DNP | | | | | | | | | | | |
| 01/09 | • at Vanderbilt [SEC] | DNP | | | | | | | | | | | |
| 01/13 | • Texas A&M [SEC] | | | | | | | | | | | | |
| 01/16 | • Florida [SEC] | | | | | | | | | | | | |
| 01/19 | • Ole Miss [SEC] | | | | | | | | | | | | |
| 01/23 | • at Alabama [SEC] | | | | | | | | | | | | |
| 01/26 | • at Tennessee [SEC] | | | | | | | | | | | | |
| 01/30 | • Iowa State [SEC/Big 12] | | | | | | | | | | | | |
| 02/02 | • at Arkansas [SEC] | | | | | | | | | | | | |
| 02/06 | • at South Carolina [SEC] | | | | | | | | | | | | |
| 02/10 | • LSU [SEC] | | | | | | | | | | | | |
| 02/13 | • Vanderbilt [SEC] | | | | | | | | | | | | |
| 02/16 | • at Auburn [SEC] | | | | | | | | | | | | |
| 02/20 | • at Ole Miss [SEC] | | | | | | | | | | | | |
| 02/24 | • South Carolina [SEC] | | | | | | | | | | | | |
| 02/27 | • Alabama [SEC] | | | | | | | | | | | | |
| 03/03 | • at Texas A&M [SEC] | | | | | | | | | | | | |

D. FOUNTAIN'S CAREER STATISTICS

| YEAR | GP-GS | MIN • AVG | FG-FGA | PCT | THREE-POINT | | | | PCT | REBOUND | | | | | | | PTS • AVG |
|---------|-------|-----------|--------|------|-------------|-----|--------|-----|-----|-------------|-----|-------|-----|----|-----|-----|-----------|
| | | | | | FG-FGA | PCT | FT-FTA | PCT | | OFF-DEF-TOT | AVG | PF-FO | AST | TO | BLK | STL | |
| 2020-21 | 3-0 | 8 • 2.5 | 1-2 | 50.0 | 0-1 | 0.0 | 0-0 | 0.0 | | 1-2-3 | 1.0 | 0-0 | 0 | 0 | 0 | 0 | 2 • 0.7 |
| TOTALS | 3-0 | 8 • 2.5 | 1-2 | 50.0 | 0-1 | 0.0 | 0-0 | 0.0 | | 1-2-3 | 1.0 | 0-0 | 0 | 0 | 0 | 0 | 2 • 0.7 |



#24 Abdul Ado

Forward • 6-11 • 255 • R SR • 3L • Lagos, Nigeria • Hamilton Heights HS - Tennessee

2019-20 OVERALL

PPG 5.6 RPG 6.4 APG 0.8 SPG 0.8 BPG 1.9

2020-21 SEC GAMES

PPG 6.0 RPG 7.0 APG 1.3 SPG 1.3 BPG 2.8

A. ADO'S SEASON/CAREER HIGHS

POINTS

Season 14 • vs. Liberty • 11/26/2020
Career 19 • at Texas A&M • 02/20/2018

REBOUNDS

Season 9 • North Texas • 12/04/2020
Career 13 • Little Rock • 12/20/2017

FIELD GOALS MADE

Season 5 • vs. Liberty • 11/26/2020
Career 8 • at Texas A&M • 02/20/2018

3-POINT FIELD GOALS MADE

Season
Career

FREE THROWS MADE

Season 4 • No. 13 Missouri • 01/05/2021
4 • vs. Liberty • 11/26/2020
Career 7 • Radford • 12/18/2019

ASSISTS

Season 2 • at Georgia • 12/30/2020
2 • Jackson State • 12/08/2020
Career 3 • vs. Southern Miss • 12/23/2017

BLOCKS

Season 5 • North Texas • 12/04/2020
Career 9 • No. 8 Auburn • 01/04/2020

STEALS

Season 3 • Kentucky • 01/02/2021
Career 4 • at No. 25 Cincinnati • 12/12/2017

MINUTES

Season 34 • Kentucky • 01/02/2021
34 • vs. Liberty • 11/26/2020
Career 37 • at South Carolina • 03/03/2020
37 • South Carolina • 02/24/2018

A. ADO'S TOP SCORING PERFORMANCES

| RK | PTS | OPPONENT | DATE |
|----|-----|----------------------|------------|
| 1 | 19 | at Texas A&M | 02/20/2018 |
| 2 | 17 | Radford | 12/18/2019 |
| 3 | 16 | at South Carolina | 01/31/2018 |
| 4 | 15 | Nebraska • NIT | 03/04/2018 |
| | 15 | at Vanderbilt | 02/14/2018 |
| 6 | 14 | vs. Liberty | 11/26/2020 |
| | 14 | South Carolina | 02/19/2020 |
| 8 | 13 | vs. Kansas State | 12/14/2019 |
| | 13 | vs. Penn State • NIT | 03/27/2018 |
| 10 | 12 | at LSU | 01/11/2020 |
| | 12 | at South Carolina | 01/08/2019 |
| | 12 | Missouri | 01/27/2018 |
| | 12 | at Florida | 01/10/2018 |
| | 12 | Green Bay | 11/20/2017 |
| | 12 | Florida A&M • FAMU | 11/18/2017 |

A. ADO'S GAME-BY-GAME STATISTICS • 2020-21

| DATE • OPPONENT | GS | MIN | FG | 3FG | FT | REB • O-D-T | PF/D | AST | TO | BLK | STL | PTS |
|----------------------------------|----|-----|-----|-----|-----|-------------|------|-----|----|-----|-----|-----|
| 11/25 • vs. Clemson | • | 16 | 0-4 | 0-0 | 0-0 | 3 • 4 • 7 | 5/D | 1 | 3 | 0 | 0 | 0 |
| 11/26 • vs. Liberty | • | 34 | 5-5 | 0-0 | 4-5 | 1 • 4 • 5 | 3 | 1 | 2 | 1 | 0 | 14 |
| 11/30 • Texas State | • | 14 | 2-2 | 0-0 | 3-4 | 2 • 3 • 5 | 3 | 1 | 2 | 2 | 0 | 7 |
| 12/04 • North Texas | • | 27 | 3-6 | 0-0 | 0-0 | 4 • 5 • 9 | 4 | 0 | 1 | 5 | 2 | 6 |
| 12/08 • Jackson State | • | 21 | 1-3 | 0-0 | 2-2 | 3 • 5 • 8 | 3 | 2 | 1 | 1 | 0 | 4 |
| 12/12 • vs. Dayton | • | 31 | 1-3 | 0-0 | 0-0 | 2 • 5 • 7 | 5/D | 0 | 1 | 0 | 1 | 2 |
| 12/16 • Central Arkansas • UCA | • | 24 | 3-5 | 0-0 | 0-1 | 2 • 3 • 5 | 2 | 0 | 2 | 2 | 1 | 6 |
| 12/21 • Mississippi Valley State | • | 23 | 2-4 | 0-0 | 0-1 | 1 • 2 • 3 | 2 | 0 | 2 | 1 | 1 | 4 |
| 12/30 • at Georgia [SEC] | • | 32 | 1-3 | 0-0 | 3-5 | 4 • 4 • 8 | 4 | 2 | 2 | 3 | 2 | 5 |
| 01/02 • Kentucky [SEC] | • | 34 | 2-3 | 0-0 | 1-1 | 1 • 4 • 5 | 3 | 1 | 2 | 4 | 3 | 5 |
| 01/05 • No. 13/13 Missouri [SEC] | • | 33 | 1-4 | 0-0 | 4-4 | 2 • 5 • 7 | 1 | 1 | 0 | 3 | 0 | 6 |
| 01/09 • at Vanderbilt [SEC] | • | 33 | 4-8 | 0-0 | 0-0 | 3 • 5 • 8 | 4 | 1 | 0 | 1 | 0 | 8 |
| 01/13 • Texas A&M [SEC] | | | | | | | | | | | | |
| 01/16 • Florida [SEC] | | | | | | | | | | | | |
| 01/19 • Ole Miss [SEC] | | | | | | | | | | | | |
| 01/23 • at Alabama [SEC] | | | | | | | | | | | | |
| 01/26 • at Tennessee [SEC] | | | | | | | | | | | | |
| 01/30 • Iowa State [SEC/Big 12] | | | | | | | | | | | | |
| 02/02 • at Arkansas [SEC] | | | | | | | | | | | | |
| 02/06 • at South Carolina [SEC] | | | | | | | | | | | | |
| 02/10 • LSU [SEC] | | | | | | | | | | | | |
| 02/13 • Vanderbilt [SEC] | | | | | | | | | | | | |
| 02/16 • at Auburn [SEC] | | | | | | | | | | | | |
| 02/20 • at Ole Miss [SEC] | | | | | | | | | | | | |
| 02/24 • South Carolina [SEC] | | | | | | | | | | | | |
| 02/27 • Alabama [SEC] | | | | | | | | | | | | |
| 03/03 • at Texas A&M [SEC] | | | | | | | | | | | | |

A. ADO'S CAREER STATISTICS

| YEAR | GP-GS | MIN • AVG | FG-FGA | PCT | THREE-POINT | | FT-FTA | PCT | REBOUND | | PF-FO | AST | TO | BLK | STL | PTS • AVG |
|---------|---------|-------------|---------|------|-------------|-----|---------|------|-------------|-----|-------|-----|-----|-----|-----|-----------|
| | | | | | FG-FGA | PCT | | | OFF-DEF-TOT | AVG | | | | | | |
| 2017-18 | 36-36 | 953 • 26.5 | 112-182 | 61.5 | 0-0 | 0.0 | 58-113 | 51.3 | 103-128-231 | 6.4 | 93-2 | 13 | 71 | 67 | 28 | 282 • 7.8 |
| 2018-19 | 31-30 | 746 • 24.1 | 51-83 | 61.4 | 0-0 | 0.0 | 43-69 | 62.3 | 54-86-140 | 4.5 | 87-1 | 13 | 35 | 57 | 20 | 145 • 4.7 |
| 2019-20 | 31-31 | 878 • 28.3 | 69-116 | 59.5 | 0-0 | 0.0 | 39-64 | 60.9 | 100-109-209 | 6.7 | 82-2 | 20 | 42 | 58 | 16 | 177 • 5.7 |
| 2020-21 | 12-12 | 322 • 26.9 | 25-50 | 50.0 | 0-0 | 0.0 | 17-23 | 73.9 | 28-49-77 | 6.4 | 39-2 | 10 | 18 | 23 | 10 | 67 • 5.6 |
| TOTALS | 110-109 | 2898 • 26.3 | 257-431 | 59.6 | 0-0 | 0.0 | 157-269 | 58.4 | 285-372-657 | 6.0 | 301-7 | 56 | 166 | 205 | 74 | 671 • 6.1 |



#30 Andrew Junkin

Forward • 6-11 • 240 • R SO • 1L • New Hope, Mississippi • New Hope HS

2020-21 OVERALL

| PPG | RPG | APG | SPG | BPG |
|-----|-----|-----|-----|-----|
| 1.0 | 0.0 | 0.0 | 0.0 | 0.0 |

2020-21 SEC GAMES

| PPG | RPG | APG | SPG | BPG |
|-----|-----|-----|-----|-----|
| 0.0 | 0.0 | 0.0 | 0.0 | 0.3 |

A. JUNKIN'S SEASON/CAREER HIGHS

POINTS

| | |
|--------|--------------------------------|
| Season | 2 • Jackson State • 12/08/2020 |
| Career | 2 • Jackson State • 12/08/2020 |

REBOUNDS

| | |
|--------|--|
| Season | |
| Career | |

FIELD GOALS MADE

| | |
|--------|--------------------------------|
| Season | 1 • Jackson State • 12/08/2020 |
| Career | 1 • Jackson State • 12/08/2020 |

3-POINT FIELD GOALS MADE

| | |
|--------|--|
| Season | |
| Career | |

FREE THROWS MADE

| | |
|--------|--|
| Season | |
| Career | |

ASSISTS

| | |
|--------|--|
| Season | |
| Career | |

BLOCKS

| | |
|--------|--------------------------------------|
| Season | |
| Career | 1 • at Coastal Carolina • 11/24/2019 |

STEALS

| | |
|--------|--|
| Season | |
| Career | |

MINUTES

| | |
|--------|-------------------------------------------|
| Season | 3 • Mississippi Valley State • 12/21/2020 |
| | 3 • Jackson State • 12/08/2020 |
| Career | 3 • Mississippi Valley State • 12/21/2020 |
| | 3 • Jackson State • 12/08/2020 |
| | 3 • at Coastal Carolina • 11/24/2019 |

A. JUNKIN'S TOP SCORING PERFORMANCES

| RK | PTS | OPPONENT | DATE |
|----|-----|---------------|------------|
| 1 | 2 | Jackson State | 12/08/2020 |

A. JUNKIN'S GAME-BY-GAME STATISTICS • 2020-21

| DATE | OPPONENT | GS | MIN | FG | 3FG | FT | REB • O-D-T | PF/D | AST | TO | BLK | STL | PTS |
|-------|----------------------------|-----|-----|-----|-----|-----|-------------|------|-----|----|-----|-----|-----|
| 11/25 | • vs. Clemson | DNP | | | | | | | | | | | |
| 11/26 | • vs. Liberty | DNP | | | | | | | | | | | |
| 11/30 | • Texas State | DNP | | | | | | | | | | | |
| 12/04 | • North Texas | DNP | | | | | | | | | | | |
| 12/08 | • Jackson State | | 3 | 1-1 | 0-0 | 0-0 | 0 • 0 • 0 | 1 | 0 | 1 | 0 | 0 | 2 |
| 12/12 | • vs. Dayton | DNP | | | | | | | | | | | |
| 12/16 | • Central Arkansas • UCA | DNP | | | | | | | | | | | |
| 12/21 | • Mississippi Valley State | | 3 | 0-0 | 0-0 | 0-0 | 0 • 0 • 0 | 0 | 0 | 0 | 0 | 0 | 0 |
| 12/30 | • at Georgia [SEC] | DNP | | | | | | | | | | | |
| 01/02 | • Kentucky [SEC] | DNP | | | | | | | | | | | |
| 01/05 | • No. 13/13 Missouri [SEC] | DNP | | | | | | | | | | | |
| 01/09 | • at Vanderbilt [SEC] | DNP | | | | | | | | | | | |
| 01/13 | • Texas A&M [SEC] | | | | | | | | | | | | |
| 01/16 | • Florida [SEC] | | | | | | | | | | | | |
| 01/19 | • Ole Miss [SEC] | | | | | | | | | | | | |
| 01/23 | • at Alabama [SEC] | | | | | | | | | | | | |
| 01/26 | • at Tennessee [SEC] | | | | | | | | | | | | |
| 01/30 | • Iowa State [SEC/Big 12] | | | | | | | | | | | | |
| 02/02 | • at Arkansas [SEC] | | | | | | | | | | | | |
| 02/06 | • at South Carolina [SEC] | | | | | | | | | | | | |
| 02/10 | • LSU [SEC] | | | | | | | | | | | | |
| 02/13 | • Vanderbilt [SEC] | | | | | | | | | | | | |
| 02/16 | • at Auburn [SEC] | | | | | | | | | | | | |
| 02/20 | • at Ole Miss [SEC] | | | | | | | | | | | | |
| 02/24 | • South Carolina [SEC] | | | | | | | | | | | | |
| 02/27 | • Alabama [SEC] | | | | | | | | | | | | |
| 03/03 | • at Texas A&M [SEC] | | | | | | | | | | | | |

A. JUNKIN'S CAREER STATISTICS

| 2019-2021 SEASONS AVERAGE | | | | | | | | | | | | | | | | | | |
|---------------------------|-------|-----------|--------|-------|-------------|-----|--------|-------------|-------|---------|-------|-----|----|-----|-----|---|---------|-----------|
| YEAR | GP-GS | MIN • AVG | FG-FGA | PCT | THREE-POINT | | | | PCT | REBOUND | | | | | | | | PTS • AVG |
| | | | | | FG-FGA | PCT | FT-FTA | OFF-DEF-TOT | | AVG | PF-FO | AST | TO | BLK | STL | | | |
| 2019-20 | 3-0 | 5 • 1.8 | 0-1 | 0.0 | 0-0 | 0.0 | 0-0 | 0.0 | 0-0-0 | 0.0 | 0-0 | 0 | 0 | 1 | 0 | 0 | 0 • 0.0 | |
| 2020-21 | 2-0 | 6 • 2.8 | 1-1 | 100.0 | 0-0 | 0.0 | 0-0 | 0.0 | 0-0-0 | 0.0 | 1-0 | 0 | 1 | 0 | 0 | 0 | 2 • 1.0 | |
| TOTALS | 5-0 | 11 • 2.2 | 1-2 | 50.0 | 0-0 | 0.0 | 0-0 | 0.0 | 0-0-0 | 0.0 | 1-0 | 0 | 1 | 1 | 0 | 0 | 2 • 0.4 | |



#32 Quinten Post

Forward • 7-0 • 225 • FR • HS • Amsterdam, The Netherlands • Cartesius Lyceum HS

2020-21 OVERALL

PPG 3.3 RPG 1.6 APG 0.4 SPG 0.1 BPG 0.4

2020-21 SEC GAMES

PPG 1.3 RPG 1.5 APG 0.0 SPG 0.0 BPG 0.5

Q. POST'S SEASON/CAREER HIGHS

POINTS

Season 10 • Mississippi Valley State • 12/21/2020
Career 10 • Mississippi Valley State • 12/21/2020

REBOUNDS

Season 5 • Texas State • 11/30/2020
Career 5 • Texas State • 11/30/2020

FIELD GOALS MADE

Season 4 • Mississippi Valley State • 12/21/2020
4 • Texas State • 11/30/2020
Career 4 • 2x • Last: Mississippi Valley State • 12/21/2020

3-POINT FIELD GOALS MADE

Season 2 • vs. Dayton • 12/12/2020
Career 2 • vs. Dayton • 12/12/2020

FREE THROWS MADE

Season 2 • Mississippi Valley State • 12/21/2020
Career 2 • Mississippi Valley State • 12/21/2020
2 • at Coastal Carolina • 11/24/2019

ASSISTS

Season 3 • Texas State • 11/30/2020
Career 3 • Texas State • 11/30/2020

BLOCKS

Season 2 • at Georgia • 12/30/2020
2 • Texas State • 11/30/2020
Career 2 • 2x • Last: at Georgia • 12/30/2020

STEALS

Season 1 • vs. Dayton • 12/12/2020
Career 1 • vs. Dayton • 12/12/2020

MINUTES

Season 16 • Texas State • 11/30/2020
Career 16 • Texas State • 11/30/2020

Q. POST'S TOP SCORING PERFORMANCES

| RK | PTS | OPPONENT | DATE |
|----|-----|--------------------------|------------|
| 1 | 10 | Mississippi Valley State | 12/21/2020 |
| 2 | 9 | Texas State | 11/30/2020 |
| 3 | 6 | vs. Dayton | 12/12/2020 |
| 4 | 4 | North Texas | 12/04/2020 |
| 5 | 3 | at Vanderbilt | 01/09/2021 |
| 3 | | Kent State | 12/30/2019 |

Q. POST'S GAME-BY-GAME STATISTICS • 2020-21

| DATE • OPPONENT | GS | MIN | FG | 3FG | FT | REB • O-D-T | PF/D | AST | TO | BLK | STL | PTS |
|----------------------------------|-----|-----|-----|-----|-----|-------------|------|-----|----|-----|-----|-----|
| 11/25 • vs. Clemson | | 2 | 0-0 | 0-0 | 0-0 | 0 • 0 • 0 | 1 | 0 | 1 | 0 | 0 | 0 |
| 11/26 • vs. Liberty | DNP | | | | | | | | | | | |
| 11/30 • Texas State | | 16 | 4-9 | 1-4 | 0-1 | 2 • 3 • 5 | 4 | 3 | 1 | 2 | 0 | 9 |
| 12/04 • North Texas | | 7 | 2-3 | 0-1 | 0-0 | 1 • 1 • 2 | 2 | 0 | 0 | 0 | 0 | 4 |
| 12/08 • Jackson State | | 10 | 0-3 | 0-1 | 0-0 | 2 • 0 • 2 | 1 | 0 | 0 | 0 | 0 | 0 |
| 12/12 • vs. Dayton | | 11 | 2-5 | 2-4 | 0-0 | 1 • 0 • 1 | 1 | 0 | 0 | 0 | 1 | 6 |
| 12/16 • Central Arkansas • UCA | | 4 | 1-2 | 0-0 | 0-0 | 1 • 0 • 1 | 0 | 0 | 0 | 0 | 0 | 2 |
| 12/21 • Mississippi Valley State | | 14 | 4-6 | 0-2 | 2-3 | 0 • 1 • 1 | 0 | 1 | 1 | 0 | 0 | 10 |
| 12/30 • at Georgia [SEC] | | 3 | 0-0 | 0-0 | 0-0 | 0 • 0 • 0 | 0 | 0 | 0 | 2 | 0 | 0 |
| 01/02 • Kentucky [SEC] | | 5 | 1-2 | 0-0 | 0-0 | 2 • 0 • 2 | 1 | 0 | 1 | 0 | 0 | 2 |
| 01/05 • No. 13/13 Missouri [SEC] | | 6 | 0-2 | 0-1 | 0-0 | 0 • 1 • 1 | 3 | 0 | 2 | 0 | 0 | 0 |
| 01/09 • at Vanderbilt [SEC] | | 9 | 1-2 | 1-2 | 0-0 | 0 • 3 • 3 | 0 | 0 | 0 | 0 | 0 | 3 |
| 01/13 • Texas A&M [SEC] | | | | | | | | | | | | |
| 01/16 • Florida [SEC] | | | | | | | | | | | | |
| 01/19 • Ole Miss [SEC] | | | | | | | | | | | | |
| 01/23 • at Alabama [SEC] | | | | | | | | | | | | |
| 01/26 • at Tennessee [SEC] | | | | | | | | | | | | |
| 01/30 • Iowa State [SEC/Big 12] | | | | | | | | | | | | |
| 02/02 • at Arkansas [SEC] | | | | | | | | | | | | |
| 02/06 • at South Carolina [SEC] | | | | | | | | | | | | |
| 02/10 • LSU [SEC] | | | | | | | | | | | | |
| 02/13 • Vanderbilt [SEC] | | | | | | | | | | | | |
| 02/16 • at Auburn [SEC] | | | | | | | | | | | | |
| 02/20 • at Ole Miss [SEC] | | | | | | | | | | | | |
| 02/24 • South Carolina [SEC] | | | | | | | | | | | | |
| 02/27 • Alabama [SEC] | | | | | | | | | | | | |
| 03/03 • at Texas A&M [SEC] | | | | | | | | | | | | |

Q. POST'S CAREER STATISTICS

| YEAR | GP-GS | MIN • AVG | FG-FGA | PCT | THREE-POINT | | FT-FTA | PCT | REBOUND OFF-DEF-TOT | AVG | PF-FO | AST | TO | BLK | STL | PTS • AVG |
|---------|-------|-----------|--------|------|-------------|------|--------|-------|---------------------|-----|-------|-----|----|-----|-----|-----------|
| | | | | | FG-FGA | PCT | | | | | | | | | | |
| 2019-20 | 8-0 | 21 • 2.6 | 3-8 | 37.5 | 1-3 | 33.3 | 2-2 | 100.0 | 3-9-12 | 1.5 | 4-0 | 1 | 3 | 1 | 0 | 9 • 1.1 |
| 2020-21 | 11-0 | 87 • 7.9 | 15-34 | 44.1 | 4-15 | 26.7 | 2-4 | 50.0 | 9-9-18 | 1.6 | 13-0 | 4 | 6 | 4 | 1 | 36 • 3.3 |
| TOTALS | 19-0 | 108 • 5.7 | 18-42 | 42.9 | 5-18 | 27.8 | 4-6 | 66.7 | 12-18-30 | 1.6 | 17-0 | 5 | 9 | 5 | 1 | 45 • 2.4 |



#35 Tolu Smith

Forward • 6-10 • 245 • SO • R TR • Bay St. Louis, Mississippi • Kahuku HS - Hawaii • Western Kentucky

2020-21 OVERALL

| PPG | RPG | APG | SPG | BPG |
|------|-----|-----|-----|-----|
| 13.2 | 8.8 | 1.0 | 0.3 | 1.1 |

2020-21 SEC GAMES

| PPG | RPG | APG | SPG | BPG |
|------|-----|-----|-----|-----|
| 11.8 | 8.8 | 1.5 | 0.8 | 1.5 |

T. SMITH'S SEASON/CAREER HIGHS

POINTS

| | |
|--------|-------------------------------|
| Season | 20 • vs. Liberty • 11/26/2020 |
| Career | 20 • vs. Liberty • 11/26/2020 |

REBOUNDS

| | |
|--------|-------------------------------------------------------------------------------------------------------------|
| Season | 12 • Kentucky • 01/02/2021 12 • Mississippi Valley State • 12/21/2020 12 • Jackson State • 12/08/2020 |
| Career | 12 • 3x • Last: Kentucky • 01/02/2021 |

FIELD GOALS MADE

| | |
|--------|--------------------------------|
| Season | 8 • Jackson State • 12/08/2020 |
| Career | 8 • Jackson State • 12/08/2020 |

3-POINT FIELD GOALS MADE

| | |
|--------|--|
| Season | |
| Career | |

FREE THROWS MADE

| | |
|--------|----------------------------------------------------------------------------------------------|
| Season | 6 • Texas State • 11/30/2020 6 • vs. Liberty • 11/26/2020 6 • vs. Clemson • 11/25/2020 |
| Career | 6 • 3x • Last: Texas State • 11/30/2020 |

ASSISTS

| | |
|--------|-----------------------------|
| Season | 3 • at Georgia • 12/30/2020 |
| Career | 3 • at Georgia • 12/30/2020 |

BLOCKS

| | |
|--------|---------------------------|
| Season | 3 • Kentucky • 01/02/2021 |
| Career | 3 • Kentucky • 01/02/2021 |

STEALS

| | |
|--------|-----------------------------|
| Season | 2 • at Georgia • 12/30/2020 |
| Career | 2 • at Georgia • 12/30/2020 |

MINUTES

| | |
|--------|---------------------------------------------------------------|
| Season | 36 • at Georgia • 12/30/2020 36 • vs. Clemson • 11/25/2020 |
| Career | 36 • 2x • Last: at Georgia • 12/30/2020 |

T. SMITH'S TOP SCORING PERFORMANCES

| RK | PTS | OPPONENT | DATE |
|----|-----|--------------------------|------------|
| 1 | 20 | vs. Liberty | 11/26/2020 |
| 2 | 19 | Jackson State | 12/08/2020 |
| 3 | 18 | at Vanderbilt | 01/09/2021 |
| 4 | 15 | No. 13 Missouri | 01/05/2021 |
| 5 | 13 | Mississippi Valley State | 12/21/2020 |
| | 13 | vs. Dayton | 12/12/2020 |
| 7 | 12 | North Texas | 12/04/2020 |
| | 12 | Texas State | 11/30/2020 |
| | 12 | vs. Clemson | 11/25/2020 |
| 10 | 10 | Central Arkansas | 12/16/2020 |

T. SMITH'S GAME-BY-GAME STATISTICS • 2020-21

| DATE • OPPONENT | GS | MIN | FG | 3FG | FT | REB • O-D-T | PF/D | AST | TO | BLK | STL | PTS |
|----------------------------------|----|-----|------|-----|------|-------------|------|-----|----|-----|-----|-----|
| 11/25 • vs. Clemson | • | 36 | 3-8 | 0-0 | 6-12 | 4 • 6 • 10 | 3 | 1 | 2 | 2 | 0 | 12 |
| 11/26 • vs. Liberty | • | 34 | 7-11 | 0-0 | 6-8 | 4 • 3 • 7 | 4 | 1 | 2 | 2 | 0 | 20 |
| 11/30 • Texas State | • | 30 | 3-6 | 0-0 | 6-7 | 2 • 3 • 5 | 0 | 1 | 2 | 1 | 0 | 12 |
| 12/04 • North Texas | • | 31 | 5-8 | 0-0 | 2-3 | 2 • 6 • 8 | 4 | 0 | 2 | 1 | 0 | 12 |
| 12/08 • Jackson State | • | 24 | 8-12 | 0-0 | 3-5 | 5 • 7 • 12 | 2 | 1 | 1 | 0 | 0 | 19 |
| 12/12 • vs. Dayton | • | 31 | 5-10 | 0-0 | 3-7 | 4 • 3 • 7 | 5/D | 0 | 3 | 0 | 0 | 13 |
| 12/16 • Central Arkansas • UCA | • | 29 | 4-7 | 0-0 | 2-4 | 4 • 6 • 10 | 3 | 0 | 1 | 1 | 0 | 10 |
| 12/21 • Mississippi Valley State | • | 23 | 6-8 | 0-0 | 1-4 | 7 • 5 • 12 | 3 | 2 | 1 | 0 | 0 | 13 |
| 12/30 • at Georgia [SEC] | • | 36 | 3-7 | 0-0 | 1-1 | 1 • 5 • 6 | 3 | 3 | 3 | 1 | 2 | 7 |
| 01/02 • Kentucky [SEC] | • | 34 | 2-11 | 0-0 | 3-5 | 6 • 6 • 12 | 3 | 2 | 4 | 3 | 0 | 7 |
| 01/05 • No. 13/13 Missouri [SEC] | • | 32 | 5-7 | 0-0 | 5-6 | 4 • 5 • 9 | 2 | 1 | 1 | 1 | 1 | 15 |
| 01/09 • at Vanderbilt [SEC] | • | 31 | 7-8 | 0-0 | 4-8 | 2 • 5 • 7 | 3 | 0 | 1 | 1 | 0 | 18 |
| 01/13 • Texas A&M [SEC] | | | | | | | | | | | | |
| 01/16 • Florida [SEC] | | | | | | | | | | | | |
| 01/19 • Ole Miss [SEC] | | | | | | | | | | | | |
| 01/23 • at Alabama [SEC] | | | | | | | | | | | | |
| 01/26 • at Tennessee [SEC] | | | | | | | | | | | | |
| 01/30 • Iowa State [SEC/Big 12] | | | | | | | | | | | | |
| 02/02 • at Arkansas [SEC] | | | | | | | | | | | | |
| 02/06 • at South Carolina [SEC] | | | | | | | | | | | | |
| 02/10 • LSU [SEC] | | | | | | | | | | | | |
| 02/13 • Vanderbilt [SEC] | | | | | | | | | | | | |
| 02/16 • at Auburn [SEC] | | | | | | | | | | | | |
| 02/20 • at Ole Miss [SEC] | | | | | | | | | | | | |
| 02/24 • South Carolina [SEC] | | | | | | | | | | | | |
| 02/27 • Alabama [SEC] | | | | | | | | | | | | |
| 03/03 • at Texas A&M [SEC] | | | | | | | | | | | | |

T. SMITH'S CAREER STATISTICS

| YEAR | GP-GS | MIN • AVG | FG-FGA | PCT | THREE-POINT | | FT-FTA | PCT | REBOUND | | PF-FO | AST | TO | BLK | STL | PTS • AVG | SCHOOL |
|---------|-------|------------|---------|------|-------------|-----|--------|------|-------------|-----|-------|-----|----|-----|-----|------------|------------------|
| | | | | | FG-FGA | PCT | | | OFF-DEF-TOT | AVG | | | | | | | |
| 2018-19 | 34-0 | 344 • 10.1 | 42-72 | 58.3 | 0-0 | 0.0 | 28-49 | 57.1 | 30-59-89 | 2.6 | 52-0 | 8 | 35 | 10 | 3 | 112 • 3.3 | WESTERN KENTUCKY |
| 2020-21 | 12-12 | 372 • 31.0 | 58-103 | 56.3 | 0-0 | 0.0 | 42-70 | 60.0 | 45-60-106 | 8.8 | 35-1 | 12 | 23 | 13 | 3 | 158 • 13.2 | MSU |
| TOTALS | 46-12 | 715 • 15.5 | 100-175 | 57.1 | 0-0 | 0.0 | 70-119 | 58.8 | 75-119-195 | 4.2 | 87-1 | 20 | 58 | 23 | 6 | 270 • 5.9 | |



#55 Keondre Montgomery

Guard/Forward • 6-7 • 200 • FR • HS • Jackson, Mississippi • Forest Hill HS

2020-21 OVERALL

| PPG | RPG | APG | SPG | BPG |
|-----|-----|-----|-----|-----|
| 1.8 | 0.3 | 0.8 | 0.0 | 0.0 |

2020-21 SEC GAMES

| PPG | RPG | APG | SPG | BPG |
|-----|-----|-----|-----|-----|
| 0.0 | 0.0 | 0.0 | 0.0 | 0.0 |

K. MONTGOMERY'S SEASON/CAREER HIGHS

| POINTS | |
|--------|-------------------------------------------|
| Season | 5 • Mississippi Valley State • 12/21/2020 |
| Career | 5 • Mississippi Valley State • 12/21/2020 |

REBOUNDS

| | |
|--------|--------------------------------|
| Season | 1 • Jackson State • 12/08/2020 |
| Career | 1 • Jackson State • 12/08/2020 |

FIELD GOALS MADE

| | |
|--------|-------------------------------------------|
| Season | 2 • Mississippi Valley State • 12/21/2020 |
| Career | 2 • Mississippi Valley State • 12/21/2020 |

3-POINT FIELD GOALS MADE

| | |
|--------|-------------------------------------------|
| Season | 1 • Mississippi Valley State • 12/21/2020 |
| Career | 1 • Mississippi Valley State • 12/21/2020 |

FREE THROWS MADE

| | |
|--------|--|
| Season | |
| Career | |

ASSISTS

| | |
|--------|----------------------------------------------|
| Season | 1 • Central Arkansas • 12/16/2020 |
| | 1 • Jackson State • 12/08/2020 |
| | 1 • Texas State • 11/30/2020 |
| Career | 1 • 3x • Last: Central Arkansas • 12/16/2020 |

BLOCKS

| | |
|--------|--|
| Season | |
| Career | |

STEALS

| | |
|--------|--|
| Season | |
| Career | |

MINUTES

| | |
|--------|------------------------------------------------------|
| Season | 4 • Mississippi Valley State • 12/21/2020 |
| | 4 • Jackson State • 12/08/2020 |
| | 4 • Texas State • 11/30/2020 |
| Career | 4 • 3x • Last: Mississippi Valley State • 12/21/2020 |

K. MONTGOMERY'S TOP SCORING PERFORMANCES

| RK | PTS | OPPONENT | DATE |
|----|-----|--------------------------|------------|
| 1 | 5 | Mississippi Valley State | 12/21/2020 |
| 2 | 2 | Texas State | 11/30/2020 |

K. MONTGOMERY'S GAME-BY-GAME STATISTICS • 2020-21

| DATE • OPPONENT | GS | MIN | FG | 3FG | FT | REB • O-D-T | PF/D | AST | TO | BLK | STL | PTS |
|----------------------------------|-----|-----|-----|-----|-----|-------------|------|-----|----|-----|-----|-----|
| 11/25 • vs. Clemson | DNP | | | | | | | | | | | |
| 11/26 • vs. Liberty | DNP | | | | | | | | | | | |
| 11/30 • Texas State | | 4 | 1-3 | 0-0 | 0-0 | 0 • 0 • 0 | 0 | 1 | 0 | 0 | 0 | 2 |
| 12/04 • North Texas | DNP | | | | | | | | | | | |
| 12/08 • Jackson State | | 4 | 0-0 | 0-0 | 0-0 | 0 • 1 • 1 | 0 | 1 | 0 | 0 | 0 | 0 |
| 12/12 • vs. Dayton | DNP | | | | | | | | | | | |
| 12/16 • Central Arkansas • UCA | | 1 | 0-1 | 0-1 | 0-0 | 0 • 0 • 0 | 0 | 1 | 0 | 0 | 0 | 0 |
| 12/21 • Mississippi Valley State | | 4 | 2-3 | 1-1 | 0-0 | 0 • 0 • 0 | 1 | 0 | 0 | 0 | 0 | 5 |
| 12/30 • at Georgia [SEC] | DNP | | | | | | | | | | | |
| 01/02 • Kentucky [SEC] | DNP | | | | | | | | | | | |
| 01/05 • No. 13/13 Missouri [SEC] | DNP | | | | | | | | | | | |
| 01/09 • at Vanderbilt [SEC] | DNP | | | | | | | | | | | |
| 01/13 • Texas A&M [SEC] | | | | | | | | | | | | |
| 01/16 • Florida [SEC] | | | | | | | | | | | | |
| 01/19 • Ole Miss [SEC] | | | | | | | | | | | | |
| 01/23 • at Alabama [SEC] | | | | | | | | | | | | |
| 01/26 • at Tennessee [SEC] | | | | | | | | | | | | |
| 01/30 • Iowa State [SEC/Big 12] | | | | | | | | | | | | |
| 02/02 • at Arkansas [SEC] | | | | | | | | | | | | |
| 02/06 • at South Carolina [SEC] | | | | | | | | | | | | |
| 02/10 • LSU [SEC] | | | | | | | | | | | | |
| 02/13 • Vanderbilt [SEC] | | | | | | | | | | | | |
| 02/16 • at Auburn [SEC] | | | | | | | | | | | | |
| 02/20 • at Ole Miss [SEC] | | | | | | | | | | | | |
| 02/24 • South Carolina [SEC] | | | | | | | | | | | | |
| 02/27 • Alabama [SEC] | | | | | | | | | | | | |
| 03/03 • at Texas A&M [SEC] | | | | | | | | | | | | |

K. MONTGOMERY'S CAREER STATISTICS

| YEAR | GP-GS | MIN • AVG | FG-FGA | PCT | THREE-POINT | | FT-FTA | PCT | REBOUND | | AVG | PF-FO | AST | TO | BLK | STL | PTS • AVG |
|---------|-------|-----------|--------|------|-------------|------|--------|-----|---------|-----|-----|-------|-----|----|-----|-----|-----------|
| 2020-21 | 4-0 | 13 • 3.3 | 3-7 | 42.9 | 1-2 | 50.0 | 0-0 | 0.0 | 0-1-1 | 0.3 | 1-0 | 3 | 0 | 0 | 0 | 0 | 7 • 1.8 |
| TOTALS | 4-0 | 13 • 3.3 | 3-7 | 42.9 | 1-2 | 50.0 | 0-0 | 0.0 | 0-1-1 | 0.3 | 1-0 | 3 | 0 | 0 | 0 | 0 | 7 • 1.8 |



Ben Howland

Weber State • 1979

6th Season • Mississippi State

NCAA On-Court Record • 507-277 • 25th Season

MSU On-Court Record • 106-71 • 6th Season

THE BEN HOWLAND FILE

Seasons • School • Position • Years at School

1982 • Gonzaga • Graduate Assistant • 1 Season
1983-94 • UC Santa Barbara • Assistant Coach • 12 Seasons
1995-99 • Northern Arizona • Head Coach • 5 Seasons
2000-03 • Pittsburgh • Head Coach • 4 Seasons
2004-13 • UCLA • Head Coach • 10 Seasons

2016-Present • Mississippi State • Head Coach • 6 Seasons

BEN HOWLAND'S YEAR-BY-YEAR ON-COURT RECORD

NORTHERN ARIZONA • 1995-99 • 79-59

| SEASON | OVR W-L | CONF W-L | CONF FINISH | POSTSEASON |
|---------|------------|-------------|----------------|------------------|
| 1994-95 | 9-17 | 4-10 | 7th | |
| 1995-96 | 7-19 | 3-11 | 7th | |
| 1996-97 | 21-7 | 14-2 | 1st | NIT First Round |
| 1997-98 | 21-8 | 13-3 | 1st | NCAA First Round |
| 1998-99 | 21-8 | 12-4 | 2nd | |

PITTSBURGH • 2000-03 • 89-40

| SEASON | OVR W-L | CONF W-L | CONF FINISH | POSTSEASON |
|-----------|------------|-------------|--------------------|------------------|
| 1999-2000 | 13-15 | 5-11 | 11th | |
| 2000-01 | 19-14 | 7-9 | 11th • 5th West | NIT Second Round |
| 2001-02 | 29-6 | 13-3 | T-1st • 1st West | NCAA Sweet 16 |
| 2002-03 | 28-5 | 13-3 | T-1st • T-1st West | NCAA Sweet 16 |

UCLA • 2004-13 • 233-107

| SEASON | OVR W-L | CONF W-L | CONF FINISH | POSTSEASON |
|---------|------------|-------------|----------------|-------------------|
| 2003-04 | 11-17 | 7-11 | T-7th | |
| 2004-05 | 18-11 | 11-7 | T-3rd | NCAA First Round |
| 2005-06 | 32-7 | 14-4 | 1st | NCAA Runner-Up |
| 2006-07 | 30-6 | 15-3 | 1st | NCAA Final Four |
| 2007-08 | 35-4 | 16-2 | 1st | NCAA Final Four |
| 2008-09 | 26-9 | 13-5 | 2nd | NCAA Second Round |
| 2009-10 | 14-18 | 8-10 | T-5th | |
| 2010-11 | 23-11 | 13-5 | 2nd | NCAA Second Round |
| 2011-12 | 19-14 | 11-7 | T-5th | |
| 2012-13 | 25-10 | 13-5 | 1st | NCAA First Round |

MISSISSIPPI STATE • 2016-PRESENT • 106-71

| SEASON | OVR W-L | CONF W-L | CONF FINISH | POSTSEASON |
|---------|------------|-------------|----------------|------------------|
| 2015-16 | 14-17 | 7-11 | 11th | |
| 2016-17 | 16-16 | 6-12 | 12th | |
| 2017-18 | 25-12 | 9-9 | 7th | NIT Final Four |
| 2018-19 | 23-11 | 10-8 | T-6th | NCAA First Round |
| 2019-20 | 20-11 | 11-7 | T-4th | |
| 2020-21 | 8-4 | 3-1 | | |

NCAA TOURNAMENTS

NCAA SWEET 16

NCAA FINAL FOUR

NCAA RUNNER-UP

11
5
3
1

CONFERENCE REGULAR SEASON TITLES

2013 • Pac-12
2006 • 2007 • 2008 • Pac-10
2002 • 2003 • BIG EAST
1997 • 1998 • Big Sky

7
1
3
2
1

CONFERENCE TOURNAMENT TITLES

2006 • 2008 • Pac-10
2003 • BIG EAST
1998 • Big Sky

4
2
1
1

CONFERENCE COACH OF THE YEAR

2006 • Pac-10
2002 • BIG EAST
1997 • Big Sky

3
1
1
1

CAREER AND MISSISSIPPI STATE

Over the course of a storied 37-year coaching career, Ben Howland has established himself as a proven winner and ascended to one of college basketball's elite head coaches.

Howland, the most decorated and accomplished coach in school history, has built his career on the foundation of hard work, humility, integrity and service. He has brought stability and a calming influence to the Mississippi State program with three straight 20-win seasons for the fifth time in program history.

Mississippi State has piled up 68 victories since the start of 2017-18 which is fourth-most in program history for a three-year span. The Bulldogs also were in-line for its third consecutive postseason appearance in 2019-20 and logged back-to-back postseason appearances for the first time in nearly a decade highlighted by a 2019 NCAA Tournament trip under Howland's direction.

Mississippi State has captured 30 SEC wins over the last three seasons which is the program's best three-year total in a decade. The Bulldogs also secured 10-plus SEC victories during consecutive seasons for the first time since the 1994-95 and 1995-96 seasons under Richard Williams and earned the program's best SEC regular season finish in 2019-20 going back to the 2010-11 campaign.

The 2020-21 campaign marks Howland's sixth season with the Bulldogs and his 25th season as a head coach.

One of Howland's signature accomplishments has been the rebuilding stamp he has placed on teams throughout his career. He is a staple of March Madness and one of 15 coaches in NCAA history to lead four programs to the Big Dance.

Howland has enjoyed an unprecedented level of success and compiled an impressive list of accolades which include three straight NCAA Final Four runs in 2006-07-08 and a 2006 NCAA Runner-Up finish at UCLA. He is the only coach in NCAA history to appear in the NCAA Final Four and win at least 30 games during three consecutive seasons.

Howland is joined by Michigan State's Tom Izzo and Duke's Mike Krzyzewski as the only active coaches to secure three straight NCAA Final Four berths. He is one of 10 coaches to accomplish the prestigious feat in NCAA history headed by 10-time national champion John Wooden at UCLA.

Overall, Howland's teams have amassed 14 postseason appearances, 14 seasons of 20-plus wins, 11 NCAA Tournament bids, eight regular season conference championships and five NCAA Sweet 16 trips. He has garnered seven national coach of the year accolades and collected conference coach of the year honors in three leagues.

Howland's energetic approach and insatiable drive have helped numerous players achieve their professional dreams. Russell Westbrook, Kevin Love and Jrue Holiday spearhead a list of 24 NBA players who have combined for 14 nods to the NBA All-Star Game.

Westbrook, a five-time All-NBA First-Team honoree and two-time NBA scoring champion, was the 2017 NBA MVP. He was the first player in league history to average a triple-double for a season since Oscar Robertson during the 1960s. Love (Cleveland Cavaliers • 2016) along with Trevor Ariza (Los Angeles Lakers • 2009), Jordan Farmar (Los Angeles Lakers • 2009-10) and Norman Powell (Toronto Raptors • 2019) have each won NBA Championships.

Howland's coaching tree has seven former assistant coaches who have later become head coaches at the college level, headed by Jamie Dixon who succeeded him at Pittsburgh and is the current coach of his alma mater, TCU. He left the cupboard fully-stocked as Northern Arizona, Pitt and UCLA each made NCAA Tournament trips the next season following his departure. Pitt racked up a school-record 31 victories and captured an outright BIG EAST regular season crown, while the Panthers and Bruins made runs to the NCAA Sweet 16.

The foundation for Mississippi State's road back to the 2019 NCAA Tournament was laid by a trio of 1,000-point scorers in Quinndary Weatherspoon, Aric Holman and Lamar Peters. Weatherspoon, a 2019 All-SEC First-Team pick, wrapped up his career as one of three MSU players to dial up over 2,000 career points. He scored his first career NBA points with the San Antonio Spurs during the 2020 season. Holman and Peters each put together successful 2019-20 seasons in the NBA G-League.

Reggie Perry, a top five finalist for the 2020 Karl Malone Award given to the nation's top forward, came away with All-SEC First-Team accolades. Before Perry, the last player in program history to average a season double-double was NBA First-Round pick Arnett Moultrie in 2011-12. Perry and Robert Woodard II became the first Mississippi State duo since Mario Austin and Derrick Zimmerman in 2003 to be selected in the same NBA Draft. The program also had two first-round picks in 1996 with Erick Dampier and Dontae' Jones.

Tyson Carter made program history as the first player to secure the SEC's Sixth-Man of the Year award and became the seventh MSU player to eclipse 1,000 career points under Howland in 2019-20.

The Bulldogs will look to punch their return ticket to March Madness in 2020-21 led by returnees Abdul Ado, Iverson Molinar and D.J. Stewart Jr. The trio will be joined by talented transfers in Javian Davis, Jalen Johnson and Tolu Smith along with a skillful freshmen class headed by Derek Fountain, Andersson Garcia, Cameron Matthews, Keondre Montgomery and Deivon Smith.

PLAYING CAREER • PERSONAL

Born in Lebanon, Oregon, Howland's prep career included stops at Dos Pueblos and Cerritos High Schools in California. He was a two-time all-state honoree by the California Interscholastic Federation (CIF) and a two-time Suburban League Most Valuable Player while at Cerritos.

Howland's college career began at Santa Barbara City College where he was an all-league performer, a team captain and led the Vaqueros to the California state finals in 1978.

A 1979 graduate of Weber State, Howland was named the team's Most Valuable Defensive Player in 1979 and 1980 as the Wildcats captured two Big Sky championships and a pair of NCAA Tournament berths. He played professionally for Club Bohemios in Uruguay's First Division.

Howland and his wife, Kim, a former Weber State cheerleader, have two children – Meredith and Adam – and three grandsons – Benjamin Clark Howland II, Eli and Asher who are the sons of Adam and his wife, Brittney.

Meredith Howland is a pediatric oncology nurse at Mattel Children's Hospital at UCLA, which is one of the nation's top five pediatric cancer centers. Adam Howland serves as the assistant district attorney in Santa Barbara county.