



MISSISSIPPI STATE 2020-21 BASKETBALL

11 NCAA TOURNAMENT APPEARANCES
1963 • 1991 • 1995 • 1996 • 2002 • 2003
2004 • 2005 • 2008 • 2009 • 2019

MEN'S BASKETBALL CONTACT
MATT DUNAWAY • MDUNAWAY@ATHLETICS.MSSTATE.EDU
OFFICE (662) 325-3595 • CELL (727) 215-3857
WWW.HAILSTATE.COM

17



Mississippi State (9-7 • 4-4 SEC) vs. No. 18/17 Tennessee (10-3 • 5-3 SEC)



GAME 17 • THOMPSON-BOLING ARENA • KNOXVILLE, TENNESSEE • TUESDAY, JANUARY 26 • 6:00 P.M. CT

TV: SEC NETWORK • WATCH ESPN APP • RADIO: 100.9 WKBB-FM • STARKVILLE • ONLINE: HAILSTATE.COM • TUNE-IN RADIO APP

MISSISSIPPI STATE (9-7 • 4-4 SEC)

H: 7-3 • A: 2-1 • N: 0-3 • OT: 0-2

NOVEMBER • 1-2

Space Coast Challenge • Melbourne, Florida • Nov. 25-26

Wed. 25 vs. Clemson • CBS-SN L • 53-42

Thur. 26 vs. Liberty • CBS-SN L • 84-73

Mon. 30 Texas State • SECN W • 68-51

DECEMBER • 5-1

Fri. 4 North Texas • SECN+ W • 69-63

Tue. 8 Jackson State • SECN W • 82-59

Holiday Hoopsgiving • Atlanta, Georgia • Dec. 12

Sat. 12 vs. Dayton • ESPN L • 85-82 • 2OT

Wed. 16 Central Arkansas • SECN W • 81-65

Mon. 21 Mississippi Valley State • SECN W • 87-48

Wed. 30 at Georgia • SEC • SECN W • 83-73

JANUARY • 3-4

Sat. 2 Kentucky • SEC • SECN L • 78-73 • 2OT

Tue. 5 No. 13/13 Missouri • SEC • SECN W • 78-63

Sat. 9 at Vanderbilt • SEC • SECN W • 84-81

Wed. 13 Texas A&M • SEC • SECN L • 56-55

Sat. 16 Florida • SEC • ESPN2 W • 72-69

Tue. 19 Ole Miss • SEC • SECN L • 64-46

Sat. 23 at No. 18/16 Alabama • SEC • SECN L • 81-73

Tue. 26 at No. 18/17 Tennessee • SEC • SECN 6 p.m.

SEC/Big 12 Challenge • Starkville, Mississippi • Jan. 30

Sat. 30 Iowa State • ESPN2 5 p.m.

FEBRUARY • 0-0

Tue. 2 at Arkansas • SEC • SECN 8 p.m.

Sat. 6 at South Carolina • SEC • SECN 2:30 p.m.

Wed. 10 LSU • SEC • ESPN 8 p.m.

Sat. 13 Vanderbilt • SEC • SECN 12 p.m.

Tue. 16 at Auburn • SEC • ESPN 8 p.m.

Sat. 20 at Ole Miss • SEC • SECN 5 p.m.

Wed. 24 South Carolina • SEC • SECN 6 p.m.

Sat. 27 Alabama • SEC • SECN 7:30 p.m.

MARCH • 0-0

Wed. 3 at Texas A&M • SEC • SECN 7:30 p.m.

SEC Tournament • Nashville, Tennessee • March 10-14

NCAA First Four • March 16-17

NCAA 1st/2nd Rounds • March 18-21

NCAA Sweet 16/Elite 8 • March 25-28

NCAA Final 4 • April 3, 5

All Times Central; Rankings reflect AP/USA Today Coaches Top 25 poll on gameday; RV - Receiving Votes; Home Games in Maroon and Bolded

WHAT'S INSIDE • TOC

Schedule & Results • Probable Starters • Matchup Breakdown	1
Off the Bench • Stats Comparison • On the Air	2
TV/Radio Chart • 2020-21 Roster/Coaching Staff/Pronunciation Guide	3
Notebook • Records Watch	4-10
Last Time Out • Mississippi State vs. Alabama	11
SEC Standings • SEC Rankings • NET Breakdown	12
Top 25 Polls • Votes Breakdown	13
Mississippi State Record When • Miscellaneous Stats	14
Team Game-by-Game • Starting Lineups	15
Specialty Stats • Scoring Breakdown	16
Series History • Tennessee • 2019-20 vs. Tennessee	17-18
2020-21 Overall Stats • 2020-21 SEC Stats	19-20
2020-21 Box Scores	21-24
Coach Howland Era Overall/SEC Records • Team/Individual	25-32
Player Career Game-by-Game Stats • Player Season/Career Highs	33-38
Player Pages	39-51
Coach Howland	52

MISSISSIPPI STATE POSSIBLE STARTING LINEUP • BASED ON LAST GAME

NO. 1 IVERSON MOLINAR • G • 6-3 • 190 • SO. • PANAMA CITY, PANAMA

2020-21 • 17.5 PPG • 85-182 FG • 19-39 3-PT FG • 39-48 FT • 4.3 RPG • 3.2 APG • 1.4 SPG

LAST GAME • AT NO. 18 ALABAMA • 19 PTS • 5-19 FG • 1-4 3-PT FG • 8-8 FT • 3 STL • 2 REB • 1 ASST

- Molinar is an explosive combo guard who is a talented shooter, passer and slasher that can get to the rim • 17.5 PPG is 5th in the SEC (01/26)
- Dialed up career-high 24 PTS at UGA (12/30) and at VANDY (01/09) • Howland: Molinar's jump from FR/SOPH reminds him of Russell Westbrook at UCLA
- 10+ PTS in 12 of his 13 outings and 5 GMS of 20+ PTS in 2020-21 • His +11.6 PPG is 4th-largest FR/SOPH scoring jump in SEC over the last decade
- MSU is 13-4 when Molinar scores 10+ PTS • 10+ PTS in 16 of his 21 career starts • Most notable NBA player from Panama is Rolando Blackman (1982-94)
- Played AAU circuit for Team Why Not, Russell Westbrook's team coached by his brother, in the Nike EYB • Also played for Panama at 2017 FIBA AmeriCup

NO. 3 • D.J. STEWART JR. • G • 6-6 • 205 • R-SO. • GRACE, MISSISSIPPI

2020-21 • 18.0 PPG • 107-243 FG • 26-69 3-PT FG • 48-65 FT • 3.6 RPG • 2.4 APG • 1.1 SPG

LAST GAME • AT NO. 18 ALABAMA • 27 PTS • 9-21 FG • 2-6 3-PT FG • 7-7 FT • 4 STL • 3 REB • 2 ASST • 1 BLK

- Stewart Jr. is a consensus 4-star recruit • Named the No. 2 prospect in Mississippi for Class of 2018 behind former teammate Robert Woodard II
- Redshirted 2018-19 • 10+ PTS in 22 of last 30 GMS (01/22-01/23) • SEC career-high 27 PTS at #18 BAMA (01/23) • 18.0 PPG ranks is 4th in SEC (01/26)
- Career-high & SEC-high for 2020-21 of 32 PTS versus DAY (12/12) • He and Molinar are 2 of 7 SEC players to have 5 GMS of 20+ PTS in 2020-21
- 10+ PTS in 15 of 16 GMS during 2020-21 • He and Molinar are only MSU SOPHs or younger & 8th/9th players to have 11 GMS of 10+ PTS to start season since 1982-83 • The duo and Gavin Ware (2015-16 • 16 GMS) did it in 2000s • 1 of 13 players to have 30+ PTS as a MSU FR/SOPH since 1954-55

NO. 0 • JALEN JOHNSON • G/F • 6-6 • 210 • R-SR. • BATON ROUGE, LOUISIANA

2020-21 • 6.7 PPG • 32-80 FG • 22-54 3-PT FG • 21-27 FT • 2.3 RPG • 0.6 APG

LAST GAME • AT NO. 18 ALABAMA • 0 PTS • 0-0 FG • 0-0 3-PT FG • 0-0 FT

- Johnson has amassed 1,168 PTS and 531 REB in 115 GMS • Previous stops were Saint Louis (2016-17 • 2017-18) & Louisiana-Lafayette (2019-20)
- Career-high was 27 points versus Louisiana-Monroe (01/25/2020) • Ranked in Sun Belt's top 10 in PTS (15.5 - 6th), REB (6.6 - 7th) and FT % (82.9 - 4th)
- Played in 115 career games with 85 starts • Collected 58 outings of 10-plus points • 11 outings of 20-plus points • 9 career double-doubles
- Season-high 15 PTS versus UCA (12/16), his 1st game as a starter • Hit 17 of his 22 treys in his last 10 GMS, all starts (12/16-01/23)
- Prepped at University Lab School in Baton Rouge • Won three straight Louisiana Class 3A Championships in 2013-14, 2014-15 and 2015-16
- Notable basketball U-High alumni include Glen Davis (LSU • 2005-06-07) and Garrett Temple (LSU • 2006-07-08-09) who played in the NBA

NO. 35 • TOLU SMITH • F • 6-10 • 245 • R-SO. • BAY ST. LOUIS, MISSISSIPPI

2020-21 • 13.2 PPG • 81-139 FG • 0-0 3-PT FG • 49-82 FT • 8.8 RPG • 1.1 BPG • 1.1 APG

LAST GAME • AT NO. 18 ALABAMA • 8 PTS • 4-6 FG • 0-0 3-PT FG • 0-0 FT • 9 REB • 3 STL • 2 ASST

- Smith spent his freshman season (2018-19) at Western Kentucky under former MSU coach Rick Stansbury • Posted 3.3 PPG and 2.6 RPG in 34 GMS
- Amassed 20 PTS versus LIB (11/26) • 5th double-double with career-highs of 27 PTS and 14 REB vs. UF (01/16) • Added 18 PTS at VANDY (01/09)
- Redshirted 2019-20 • 10+ PTS in 12 of 16 GMS in 2020-21 after WKU-high was 9 PTS vs. West Virginia (11/16/2018) • 14.3 PPG on 35-of-51 shooting in last 6 GMS (01/05-01/23) • SEC co-leading 5 double-doubles in 2020-21 • 8.8 RPG is 1st, 3.8 O-RPG is 1st, 58.3 FG% is 2nd, 5.1 D-RPG is 5th and 1.1 BPG is T-13th in SEC (01/26) • Prepped at Kahuku Intermediate School in Hawaii where he registered 21.2 PPG, 10.3 RPG and 1.6 BPG as a senior

NO. 24 • ABDUL ADO • F • 6-11 • 255 • R-SR. • LAGOS, NIGERIA

2020-21 • 5.8 PPG • 36-66 FG • 0-0 3-PT FG • 20-27 FT • 6.3 RPG • 2.1 BPG • 0.9 SPG • 0.8 APG

LAST GAME • AT NO. 18 ALABAMA • 6 PTS • 3-3 FG • 0-0 3-PT FG • 0-0 FT • 3 BLK • 1 REB • 1 STL

- ADO tucked away 5.7 PPG, 6.7 RPG & 1.9 BPG in 2019-20 • 215 career BLK is 3rd at MSU • Started 113 of 114 GMS, which is 5th in MSU history
- 2020-21 SEC season-high is 11 PTS vs. UF (01/16) • 2019-20 SEC season-high was 14 PTS vs. SC (02/19) • Career-high is 19 PTS at A&M (02/20/2018)
- SEC's active leader in REBs & BLKs • His 1.9 BPG (6th • 2017-18) • 1.8 BPG (7th • 2018-19) • 1.9 BPG (4th • 2020-21)
- 9 BLK vs. #8 AU (01/07/2020) are most for MSU player since Jarvis Varnado at #18 VANDY (02/03/2010) • 62 career GMS with 2+ BLKS, 9 in 2020-21
- 15th in MSU history with 681 REB • 11 REB away from passing two players and 13th place • 6.7 RPG (9th • 2019-20) • 6.3 RPG (12th • 2020-21)
- SEC's top returning offensive rebounder • 2.3 O-RPG (14th • 2020-21) • 100+ O-REB in 2 of first 3 seasons • Has 19 career GMS with 5+ O-REB
- ADO was Tennessee's 2016 Player of the Year at Hamilton Heights HS • 4-star recruit • Ranked No. 76 by ESPN Top 100 for Class of 2016

MATCHUP BREAKDOWN

MISSISSIPPI STATE

Record	9-7 • 4-4 SEC
Ranking	NR • AP • USA Today
Last Game	L • 81-73 • at No. 18/16 Alabama • 01/23
Head Coach	Ben Howland
MSU OC • OVR Record	107-74 • 90-74 • 6th Season
NCAA OC • OVR Record	508-280 • 491-280 • 25th Season
Howland vs. Tennessee	2-7 • 2-6 at MSU • 0-1 at PITT
Leading Scorer	D.J. Stewart Jr. • 18.0 PPG
Leading Rebounder	Tolu Smith • 8.8 RPG
Leading Assists	Iverson Molinar • 3.2 APG
Leading Blocks	Abdul ADO • 2.1 BPG
Leading Steals	Iverson Molinar • 1.4 SPG

TENNESSEE

Record	10-3 • 4-3 SEC
Ranking	No. 18 AP • No. 17 USA Today • 01/25
Last Game	L • 73-64 • No. 19 Missouri • 01/23
Head Coach	Rick Barnes
Tennessee Record	115-67 • 6th Season
NCAA Division I Record	719-381 • 34th Season
Barnes vs. MSU	9-2 • 6-2 at Tennessee • 3-0 at Texas
Leading Scorer	John Fulkerson • 11.8 PPG
Leading Rebounder	John Fulkerson • 6.2 RPG
Leading Assists	Santiago Vescovi • 3.4 APG
Leading Blocks	Yves Pons • 2.0 BPG
Leading Steals	Josiah-Jordan James • 1.3 SPG

STATS COMPARISON

MISSISSIPPI STATE	CATEGORY	TENNESSEE
71.8	Points Per Game	74.0
67.1	Opponent Points Per Game	59.8
45.9	Field Goal Percentage	45.2
41.2	Opponent Field Goal Percentage	39.9
36.7	3-Pt. Field Goal Percentage	33.9
35.8	Opponent 3-Pt. Field Goal Percentage	31.2
5.5	3-Pts. Per Game	6.2
8.6	Opponent 3-Pts. Per Game	6.7
63.6	Free Throw Percentage	71.2
13.0	Free Throws Made Per Game	16.0
10.5	Opponent Free Throws Made Per Game	10.3
39.4	Rebounds Per Game	36.5
30.9	Opponent Rebounds Per Game	32.5
+8.6	Rebounding Margin	+4.0
12.5	Assists Per Game	15.2
13.6	Turnovers Per Game	11.2
12.3	Turnovers Forced Per Game	16.6
-1.3	Turnover Margin	+5.5
0.9	Assist/Turnover Ratio	1.4
6.6	Steals Per Game	7.6
4.8	Blocks Per Game	5.1

HALF TOTALS • HIGHS/LOWS

MOST FIRST HALF POINTS

Mississippi State	42	Mississippi Valley State • 12/21/2020
Opponent	40	at No. 18 Alabama • 01/23/2021
	40	vs. Liberty • 11/26/2020

FEWEST FIRST HALF POINTS

Mississippi State	19	vs. Clemson • 11/25/2020
Opponent	20	North Texas • 12/04/2020

MOST SECOND HALF POINTS

Mississippi State	51	No. 13 Missouri • 01/05/2021
Opponent	46	at Vanderbilt • 01/09/2021

FEWEST SECOND HALF POINTS

Mississippi State	22	Texas A&M • 01/13/2021
Opponent	23	Mississippi Valley State • 12/21/2020

LARGEST HALFTIME LEAD

Mississippi State	17	Mississippi Valley State • 12/21/2020
Opponent	12	No. 13 Missouri • 01/05/2021

LARGEST MARGIN OF VICTORY

Mississippi State	39	Mississippi Valley State • 12/21/2020
Opponent	16	Ole Miss • 01/19/2021

ON THE AIR

TELEVISION

- SEC Network • Watch ESPN App
- Ch. 611 DirecTV • Ch. 1607 AT&T U-Verse • Ch. 220 C-Spire
- Ch. 404/408 Dish • Ch. 1026 MaxxSouth
- Tom Hart • Play-by-Play
- Jimmy Dykes • Analyst

RADIO

- WKBB-FM 100.9 • Starkville • West Point
- Online: Hail State Plus • www.HailState.com/Watch
- Neil Price • Play-by-Play

SOCIAL MEDIA

- Facebook
- www.Facebook.com/HailStateMBK

- Twitter • Instagram • Coach Howland
- @HailStateMBK • @Ben_Howland

MISSISSIPPI STATE OFF THE BENCH • NUMERICAL ORDER

NO. 2 • JAVIAN DAVIS • F • 6-9 • 245 • R-SO. • CANTON, MISSISSIPPI

2020-21 • 4.1 PPG • 16-42 FG • 2-14 3-PT FG • 15-38 FT • 5.1 RPG • 0.8 APG • 0.6 SPG

LAST GAME • AT NO. 18 ALABAMA • 2 PTS • 1-2 FG • 0-0 3-PT FG • 0-2 FT • 4 REB • 1 BLK

- Davis posted 6.0 PPG and 3.8 RPG per game over his 31 appearances as a redshirt freshman at Alabama during the 2019-20 season
- Alabama went 7-2 when Davis provided double figures in 2019-20 • Ripped off season-highs 20 PTS & 10 REB vs. SC (02/29/2020)
- MSU-high is 11 PTS versus JSU (12/08) • Tallied 9 PTS, 8 REB against UCA (12/16) • SEC season-highs are 5 PTS and 7 REB versus UK (01/02)
- Chose MSU over Georgetown, Wake Forest and Xavier in transfer process • Redshirted 2018-19 where he transformed his body dropping over 40 LBS
- Prepped at Canton HS where he secured 17.0 PPG, 12.0 RPG and 2.0 BPG as a senior • Team went 29-4 and appeared in state semis in 2017-18
- Rated Mississippi's No. 3 prospect for 2018 behind MSU's Robert Woodard II & D.J. Stewart Jr. • 2017-18 Jackson Clarion-Ledger "Dandy Dozen" list

NO. 4 • CAMERON MATTHEWS • G/F • 6-7 • 220 • FR. • OLIVE BRANCH, MISSISSIPPI

2020-21 • 2.9 PPG • 20-44 FG • 4-14 3-PT FG • 2-17 FT • 2.9 RPG • 1.5 APG • 1.1 SPG

LAST GAME • AT NO. 18 ALABAMA • 6 PTS • 3-6 FG • 0-2 3-PT FG • 0-0 FT • 7 REB • 2 STL

- Matthews is a versatile G/F who possesses great handles, can see the floor & attack the rim • Solid defender who is a strong rebounder & rim protector
- Notched 16.2 PPG, 14.5 RPG, 5.4 APG and 3.1 BPG as a senior at Olive Branch HS • Tallied season's best 8 PTS, 5 REB and 3 STL vs. CLEM (11/25)
- Secured game-clinching steal on Scotty Pippen Jr. during the closing seconds at VANDY (01/09) • Has a STL in 11 of 16 GMS with 6 GMS of 2+ STLs
- OBHS went 77-18 over his last three seasons • State champs (2017-18) • 2019-20 All-State Second-Team & Jackson Clarion-Ledger "Dandy Dozen"
- Played the AAU circuit for Team Thad out of Memphis, Tennessee founded by NBA player Thaddeus Young • AAU teammates with Fountain

NO. 5 • DEIVON SMITH • G • 6-1 • 165 • FR. • LOGANVILLE, GEORGIA

2020-21 • 4.1 PPG • 23-76 FG • 7-25 3-PT FG • 12-17 FT • 3.3 RPG • 2.4 APG • 0.9 SPG

LAST GAME • AT NO. 18 ALABAMA • 5 PTS • 2-4 FG • 1-2 3-PT FG • 0-0 FT • 2 ASST • 2 REB

- Smith is an explosive true point guard with dynamic court vision who excels in transition and is an exceptional finisher with both hands at the rim
- No. 69 nationally, 8th ESPN top 100 prospect to sign under Ben Howland, at MSU • Ripped off 13 PTS, 3 ASST, 2 STL in his home state at UGA (12/30)
- Tallied 5+ PTS in 4 of 8 SEC GMS • Distributed 3+ ASST in 5 of 8 SEC GMS • Collected 19 ASST versus 10 TOs in 8 SEC GMS • Scored 10 PTS versus LIB (11/26)
- Started opener with Cameron Matthews to give MSU 6 freshmen starters under Howland • Last time MSU started two FR in opener was Tyson Carter and Mario Kegler (2016-17) • Secured 17.6 PPG, 8.3 APG, 8.1 RPG and 3.5 SPG as a senior at Grayson HS • Named 2020 Gwinnett Prep Sports POY
- Played the AAU circuit for the Atlanta Celtics where he and teammate Andersson Garcia won the 2019 Adidas Gauntlet U17 in Birmingham

NO. 11 • ANDERSSON GARCIA • G/F • 6-7 • 205 • FR. • MOCA, DOMINICAN REPUBLIC

2020-21 • 1.2 PPG • 3-7 FG • 1-2 3-PT FG • 0-2 FT • 1.0 RPG

LAST GAME • AT NO. 18 ALABAMA • 0 PTS • DNP

- Garcia is an extremely athletic forward who is a strong driver, passer, shooter and ball-handler • Solid defender who can guard the 1-4 positions
- Posted 9.0 PPG, 9.6 RPG and 3.7 APG as a senior • Hamilton Heights is the same HS program that MSU rising senior Abdul Ado prepped at
- Hamilton Heights went 28-3, won NACA National Championship and USA Today top 20 finish in 2019-20 • Scored 1st MSU basket against JSU (12/08)
- Notable players from Hamilton Heights include NBA standouts Nickeil Alexander-Walker (Virginia Tech) & Shai Gilgeous-Alexander (Kentucky)
- Played the AAU circuit for the Atlanta Celtics where he and MSU teammate Deivon Smith won the 2019 Adidas Gauntlet U17 in Birmingham

NO. 20 • DEREK FOUNTAIN • F • 6-9 • 210 • FR. • HOLLY SPRINGS, MISSISSIPPI

2020-21 • 0.7 PPG • 1-2 FG • 0-1 3-PT FG • 0-0 FT • 1.0 RPG

LAST GAME • AT NO. 18 ALABAMA • 0 PTS • DNP

- Fountain is a versatile wing man who is a strong shooter, passer, rebounder and defender • Posted 23.0 PPG and 13.0 RPG as a senior
- Holly Springs went 28-5 en route to the MHSAA Class 3A state semifinals in 2019-20 • Holly Springs were state runner-up in 2017-18 & 2018-19
- A two-time All-State selection & Class 3A District 2 Most Valuable Player honoree, Jackson Clarion-Ledger "Dandy Dozen" • Scored 1st MSU versus JSU (12/08)
- Keondre Montgomery, Cameron Matthews and Derek Fountain were state of Mississippi's top 3 prospects for Class of 2020
- Played the AAU circuit for Team Thad out of Memphis, Tennessee founded by NBA player Thaddeus Young • AAU teammates with Matthews

NO. 32 • QUINTEN POST • F • 7-0 • 225 • FR. • AMSTERDAM, THE NETHERLANDS

2020-21 • 2.9 PPG • 17-37 FG • 5-17 3-PT FG • 2-4 FT • 1.6 RPG

LAST GAME • AT NO. 18 ALABAMA • 0 PTS • 0-0 FG • 0-0 3-PT FG • 0-0 FT • 1 REB

- Post is a skilled, athletic post who played for Alba Berlin Youth Club in Germany where he posted 15.8 PPG and 6.8 RPG in 2018-19
- Piled up a career-best 10 PTS, his 1st game in double figures, versus MVST (12/21) • Scored PTS in 12 of 22 career GMS at MSU
- Filled the stats sheet with 9 PTS, 5 REB, 3 ASST and 2 BLK against Texas State (11/30) • SEC career-highs with 5 PTS and 3 REB vs. A&M (01/13)
- Represented Dutch national team to 6th place finish at the FIBA European Division B U20 Championships in July 2019
- Secured 7.4 PPG, 4.1 RPG and 1.4 APG • Tallied 11 PTS, 10 REB and 5 ASST vs. Estonia • Added 6 PTS and 1 STL versus DAY (12/12)
- Most notable NBA players from the Netherlands include Rik Smits "The Dunking Dutchman" (1989-2000) and Swen Nater (1977-84)

NO. 55 • KEONDRE MONTGOMERY • G/F • 6-7 • 200 • FR. • JACKSON, MISSISSIPPI

2020-21 • 1.8 PPG • 3-7 FG • 1-2 3-PT FG • 0-0 FT • 0.8 APG

LAST GAME • AT NO. 18 ALABAMA • 0 PTS • DNP









- Montgomery is an extremely gifted scorer who can score on all three levels • Outstanding 3-PT shooter and a strong finisher at the basket
- Poured in 28.1 PPG, 8.5 RPG, 4.0 APG, 2.1 BPG and 2.0 SPG as a senior • Forest Hill went 25-6 and advanced to state semifinals in 2019-20
- A two-time All-State First-Team and Jackson-Clarion Ledger "Dandy Dozen" selection • Scored 1st MSU basket against Texas State (11/30)
- Keondre Montgomery, Cameron Matthews and Derek Fountain were state of Mississippi's top 3 prospects for Class of 2020
- Played the AAU circuit for MEBU Team Hood • MEBU Team Hood alumni include MSU's D.J. Stewart Jr. and Robert Woodard II

TEAM NUGGETS

- A balanced offensive attack has been key for State as the Bulldogs have garnered a 7-1 record when four (4) or more players reach double figures.
- Mississippi State has outrebounded 14 of its 16 opponents, highlighted by a +10 rebounding margin in six (6) games in 2020-21.
- The Bulldogs are third on the SEC leaderboard in paint points (550), only behind Georgia (604) and Arkansas (602).
- Mississippi State is tied for third among SEC teams with Alabama in second-chance points (207) and are only behind Arkansas (249) and LSU (220).
- The Bulldogs are 5-1 this season when committing 12 turnovers or less versus a 4-6 mark when being forced into 13 turnovers or more.

2020-21 MISSISSIPPI STATE TV/RADIO ROSTER

0  Jalen Johnson G/F • 6-6 • 210 R SR • TR Baton Rouge Louisiana	1  Iverson Molinar G • 6-3 • 190 SO • 1L Panama City Panama	2  Javian Davis F • 6-9 • 245 R SO • TR Canton Mississippi	3  D.J. Stewart Jr. G • 6-6 • 205 R SO • 1L Grace Mississippi	4  Cameron Matthews G/F • 6-7 • 220 FR • HS Olive Branch Mississippi	5  Deivon Smith G • 6-1 • 165 FR • HS Loganville Georgia	11  Andersson Garcia G/F • 6-7 • 205 FR • HS Moca Dominican Republic	20  Derek Fountain F • 6-9 • 210 FR • HS Holly Springs Mississippi
21  Justin Rumph G • 6-5 • 215 R JR • SQ Birmingham Alabama	24  Abdul Ado F • 6-11 • 255 R SR • 3L Lagos Nigeria	25  Isaac Stansbury G • 6-1 • 160 SO • SQ Bowling Green Kentucky	30  Andrew Junkin F • 6-11 • 240 R SO • 1L New Hope Mississippi	32  Quinten Post F • 7-0 • 240 So • HS Amsterdam The Netherlands	33  Reggie Morris G • 6-1 • 160 FR • HS Grandview Missouri	35  Tolu Smith F • 6-11 • 245 R SO • 1L Bay St. Louis Mississippi	55  Keondre Montgomery G/F • 6-7 • 200 FR • HS Jackson Mississippi

 Ben Howland Head Coach 6th Season	 George Brooks Assistant Coach 11th Season	 Korey McCray Assistant Coach 6th Season	 Ernie Zeigler Assistant Coach 6th Season	 Michael Moynihan Director of Operations 5th Season 4th as OPS	 Derrick Zimmerman Director of Scouting/Analytics 3rd Season 1st as S&A	 Collin Crane Strength & Conditioning Coach 4th Season	 Seth Tisdale Athletic Trainer 3rd Season
--	--	--	---	--	---	---	---

2020-21 ROSTER

NO.	NAME	POS	HT.	WT.	CL.-EXP	HOMETOWN [HIGH SCHOOL/PREVIOUS SCHOOL]
0	Jalen Johnson	G/F	6-6	210	R Sr.-TR	Baton Rouge, Louisiana [University Lab School/Louisiana-Lafayette]
1	Iverson Molinar	G	6-3	190	So.-1L	Panama City, Panama [Veritas Prep - California]
2	Javian Davis	F	6-9	245	R So.-TR	Canton, Mississippi [Canton HS/Alabama]
3	D.J. Stewart, Jr.	G	6-6	205	R So.-1L	Grace, Mississippi [Riverside HS]
4	Cameron Matthews	G/F	6-7	220	Fr.-HS	Olive Branch, Mississippi [Olive Branch HS]
5	Deivon Smith	G	6-1	165	Fr.-HS	Loganville, Georgia [Grayson HS]
11	Andersson Garcia	G/F	6-7	205	Fr.-HS	Moca, Dominican Republic [Hamilton Heights HS - Tennessee]
20	Derek Fountain	F	6-9	210	Fr.-HS	Holly Springs, Mississippi [Holly Springs HS]
21	Justin Rumph	G	6-5	215	R Jr.-SQ	Birmingham, Alabama [Hoover HS/Faulkner/Southern Union State CC]
24	Abdul Ado	F	6-11	255	R Sr.-3L	Lagos, Nigeria [Hamilton Heights HS - Tennessee]
25	Isaac Stansbury	G	6-1	160	So.-SQ	Bowling Green, Kentucky [Greenwood HS]
30	Andrew Junkin	F	6-11	240	R So.-1L	New Hope, Mississippi [New Hope HS]
32	Quinten Post	F	7-0	240	So.-1L	Amsterdam, The Netherlands [Cartesius Lyceum HS]
33	Reggie Morris	G	6-1	160	Fr.-HS	Grandview, Missouri [Grandview HS]
35	Tolu Smith	F	6-10	245	R So.-TR	Bay St. Louis, Mississippi [Kahuku HS - Hawaii/Western Kentucky]
55	Keondre Montgomery	G/F	6-7	200	Fr.-HS	Jackson, Mississippi [Forest Hill HS]

PRONUNCIATION GUIDE

Abdul ADO	ab-DOOL ah-DO
JAVIAN Davis	JAY-vee-un
IVERSON Molinar	eye-VER-suhn
DEIVON Smith	DAY-vonn
TOLU Smith	TOE-loo

 Matt Dunaway Media Relations	 Emmanuel Ejeh Graduate Assistant	 Gerdarius Troutman Graduate Assistant
---	---	--

2020-21 COACHING/SUPPORT STAFF

Head Coach: Ben Howland (Weber State • 1979)
Assistant Coach: George Brooks (Mississippi St • 1997)
Assistant Coach: Korey McCray (Mercer • 2001)
Assistant Coach: Ernie Zeigler (Cleary College • 1994)

Director of Operations: Michael Moynihan (North Georgia • 2010)
Director of Scouting & Analytics: Derrick Zimmerman (Mississippi St • 2003)
Strength & Conditioning Coach: Collin Crane (Carson-Newman • 2013)
Athletic Trainer: Seth Tisdale (High Point • 2012)
Athletic Communications: Matt Dunaway (UCF • 2005)
Graduate Assistant: Emmanuel Ejeh (Mississippi Valley St • 2019)
Graduate Assistant: Gerdarius Troutman (Florida Atlantic • 2018)

BACK-TO-BACK-TO-BACK 20 PIECES

• Mississippi State secured three straight 20-win seasons for the 5th time in program history from 2017-18 to 2019-20 and for the first time since the 2007-08, 2008-09 and 2009-10 seasons.

• Those three seasons listed above also mark the last time the Bulldogs made the postseason in three straight seasons: 2007-08 (NCAA), 2008-09 (NCAA) and 2009-10 (NIT).

• Seven of MSU's 11 occurrences with consecutive 20-win seasons have come during the 2000s.

• The program record for wins in a two-year span is 49 set by the 2003-04 and 2004-05 squads. Howland's 2017-18 and 2018-19 teams secured 48 victories.

SEASON	RECORD	COACH	POSTSEASON
2001-02	27-8	Rick Stansbury	NCAA 32
2002-03	21-10	Rick Stansbury	NCAA 64
2003-04	26-4	Rick Stansbury	NCAA 32
2002-03	21-10	Rick Stansbury	NCAA 64
2003-04	26-4	Rick Stansbury	NCAA 32
2004-05	23-11	Rick Stansbury	NCAA 32
2006-07	21-14	Rick Stansbury	NIT 4
2007-08	23-11	Rick Stansbury	NCAA 32
2008-09	23-13	Rick Stansbury	NCAA 64
2007-08	23-11	Rick Stansbury	NCAA 32
2008-09	23-13	Rick Stansbury	NCAA 64
2009-10	24-12	Rick Stansbury	NIT 16
2017-18	25-12	Ben Howland	NIT 4
2018-19	23-11	Ben Howland	NCAA 64
2019-20	20-11	Ben Howland	Cancelled

• Mississippi State will attempt to pick up 20-plus wins in four straight seasons for the third time in program history during the 2020-21 season.

SEASON	RECORD	COACH	POSTSEASON
2001-02	27-8	Rick Stansbury	NCAA 32
2002-03	21-10	Rick Stansbury	NCAA 64
2003-04	26-4	Rick Stansbury	NCAA 32
2004-05	23-11	Rick Stansbury	NCAA 32
2006-07	21-14	Rick Stansbury	NIT 4
2007-08	23-11	Rick Stansbury	NCAA 32
2008-09	23-13	Rick Stansbury	NCAA 64
2009-10	24-12	Rick Stansbury	NIT 16
2017-18	25-12	Ben Howland	NIT 4
2018-19	23-11	Ben Howland	NCAA 64
2019-20	20-11	Ben Howland	Cancelled
2020-21	9-7	Ben Howland	

BULLDOGS MAKE 11TH NCAA TOURNAMENT TRIP

• Mississippi State made its 11th NCAA Tournament appearance in 2018-19 and captured the program's first bid since the 2008-09 season.

• In total, Mississippi State has secured seven of its 11 NCAA Tournament selections dating back to the 2001-02 season.

• The Bulldogs advanced to the 1996 NCAA Final Four under Richard Williams when Mississippi State defeated Virginia Commonwealth • VCU [Sonny Smith], Princeton [Pete Carril], Connecticut [Jim Calhoun] and Cincinnati [Bob Huggins].

FOURTH MOST WINS IN THE SEC SINCE 2017-18

• Mississippi State has tucked away 77 victories dating back to the 2017-18 season which is tied for fourth in the SEC with LSU and is only behind Auburn, Kentucky and Tennessee (as of 01/26).

RANK	SCHOOL	WINS
1	Auburn	90
2	Kentucky	86
3	Tennessee	84
4	Mississippi State	77
	LSU	77

• The 68 combined wins during the 2017-18, 2018-19 and 2019-20 seasons were fourth-highest total in program history, and the most for Mississippi State over a three-year span since the 2007-08, 2008-09 and 2009-10 teams accounted for 70 victories.

MSU • 3-YEAR WIN TOTALS

RANK	TEAMS	WINS
1	2001-02 • 2002-03 • 2003-04	74
2	2007-08 • 2008-09 • 2009-10	70
	2002-03 • 2003-04 • 2004-05	70
4	2017-18 • 2018-19 • 2019-20	68
5	2006-07 • 2007-08 • 2008-09	67
6	2000-01 • 2001-02 • 2002-03	66
	1993-94 • 1994-95 • 1995-96	66

• Dating back to the 2001-02, Mississippi State has racked up 385 victories which also ranks fourth in the SEC behind Florida, Kentucky and Tennessee (as of 01/26).

RANK	SCHOOL	WINS
1	Kentucky	539
2	Florida	481
3	Tennessee	399
4	Mississippi State	385
5	Alabama	383

DOUBLE DIGIT SEC VICTORIES AGAIN

• Mississippi State has captured 10+ SEC victories during back-to-back seasons in 2018-19 and 2019-20 for the 5th time in program history and for the first time since the 1994-95 and 1995-96 campaigns under Richard Williams.

• This year's Bulldogs will look to join the 1960-61, 1961-62 and 1962-63 teams as the only teams in program history to win 10+ SEC games during three consecutive seasons.

SEASON	RECORD	COACH
1942-43	13-7	Stanfield Hitt
1958-59	13-1	Babe McCarthy
1960-61	11-3	Babe McCarthy
1961-62	13-1	Babe McCarthy
1962-63	12-2	Babe McCarthy
1965-66	10-6	Joe Dan Gold
1977-78	13-5	Ron Greene
1978-79	11-7	Jim Hatfield
1990-91	13-5	Richard Williams
1994-95	12-4	Richard Williams
1995-96	10-6	Richard Williams
2001-02	10-6	Rick Stansbury
2003-04	14-2	Rick Stansbury
2007-08	12-4	Rick Stansbury
2018-19	10-8	Ben Howland
2019-20	11-7	Ben Howland
2020-21	4-4	Ben Howland

• The Bulldogs amassed 30 SEC wins from 2017-18 to 2019-20 which is the program's best 3-year SEC total going back to the 2007-08, 2008-09 and 2009-10 seasons.

MSU • 3-YEAR SEC WIN TOTALS

RANK	TEAMS	WINS
1	1960-61 • 1961-62 • 1962-63	36
2	2001-02 • 2002-03 • 2003-04	33
3	2002-03 • 2003-04 • 2004-05	32
4	1993-94 • 1994-95 • 1995-96	31
	1977-78 • 1978-79 • 1979-80	31
	1956-57 • 1957-58 • 1958-59	31
7	2017-18 • 2018-19 • 2019-20	30
	2007-08 • 2008-09 • 2009-10	30
	1976-77 • 1977-78 • 1978-79	30
10	2006-07 • 2007-08 • 2008-09	29
	1959-60 • 1960-61 • 1961-62	29

WOODARD II AND PERRY SELECTED IN 2020 NBA DRAFT

• Mississippi State's Robert Woodard II and Reggie Perry had their childhood dreams become a reality during the NBA Draft on November 18.

• Woodard II was originally selected by the Memphis Grizzlies with the No. 40 overall pick during the second round before being traded to the Sacramento Kings.

• Perry was originally chosen with the No. 57 overall pick later that round by the Los Angeles Clippers before being dealt to the Brooklyn Nets.

• The Woodard II-Perry duo marked the sixth time that the Bulldogs had multiple players selected during the same NBA Draft. Mario Austin and Derrick Zimmerman were the last MSU pair to accomplish the feat in 2003.

• Mississippi State is the only school in the country to have multiple 2020 NBA, NFL and MLB Draft picks.

• Mississippi State is one of nine schools nationally and one of three SEC schools to have multiple players selected during the 2020 NBA Draft.

• The Bulldogs are joined by Kentucky and Vanderbilt among SEC schools. In fact, Mississippi State trails only Kentucky and is tied for the second-most SEC players chosen with Tennessee and Vanderbilt over the last two NBA Drafts.

• Quindary Weatherspoon made his NBA debut last season and went No. 49 overall to the San Antonio Spurs in the 2019 NBA Draft.

• Nationally, Mississippi State is in elite company with Arizona, Duke, Florida State, Kentucky, Memphis, Michigan State, Washington and Vanderbilt with multiple players in the 2020 NBA Draft.

WOODARD II/PERRY CONTINUE COACH HOWLAND'S NBA DRAFT LEGACY

• Mississippi State's Robert Woodard II and Reggie Perry mark the fourth time in Coach Howland's career that he has had multiple picks during the same NBA Draft.

• The three UCLA pairs include Russell Westbrook/Kevin Love (2008), Jrue Holiday/Darren Collison (2009) and Kyle Anderson/Jordan Adams (2014).

• Howland has now coached 21 NBA Draft selections. The group is headed by current pros which include Westbrook (2008 – No. 4), Love (2008 – No. 5), Zach LaVine (2014 – No. 13), Holiday (2009 – No. 17), Anderson (2014 – No. 30), Trevor Ariza (2004 – No. 43), Norman Powell (2015 – No. 46) and Quinndary Weatherspoon (2019 – No. 49).

• LaVine was recruited and signed by Howland at UCLA but played under Steve Alford.

SCORCHING THE NETS AT VANDERBILT

• Mississippi State turned in a shooting performance for the ages as the Bulldogs hit 31-of-51 from the field (60.8 percent) at Vanderbilt (01/09).

• The 60.8 shooting clip for MSU is the program's best during a SEC road game since connecting for a 63.5 mark (33-for-52) at Auburn on 01/29/1992.

• Iverson Molinar (24 PTS), Tolu Smith (18 PTS), D.J. Stewart Jr. (16 PTS) and Jalen Johnson (10 PTS) fueled a balanced offensive attack. The quartet pumped in a combined 68 points on a collective 24-for-35 shooting performance.

THE MISSOURI WIN WAS HISTORIC

• Mississippi State's 78-63 triumph over No. 13 Missouri marked the second-biggest (2nd) margin over of victory over at top 15 opponent and fifth (5th) largest margin of victory over a ranked opponent in program history.

MSU MARGIN OF VICTORY • RANKED OPPONENTS

RANK	MOV	OPPONENT • SCORE	SEASON • DATE
1	23	[25] Florida • 70-47	1994-95 • 02/01/95
2	21	[8] Arkansas • 83-62	1994-95 • 02/04/95
3	20	[17] Ole Miss • 88-68	2007-08 • 01/26/08
4	17	[19] LSU • 96-79	1988-89 • 02/04/89
5	15	[13] Missouri • 78-63	2020-21 • 01/05/21

• The Bulldogs outscored Missouri by a 51-24 margin in the second half.

• It marked only the third time dating back to the 1986-87 season that MSU has outscored a SEC opponent by a +25 margin during the second 20 minutes.

• The last time was 16 years ago to the day during a 90-53 rout of Auburn in 2004-05.

MSU MARGIN OF VICTORY • 2ND HALF • SEC OPPONENTS

RANK	MOV	OPPONENT • SCORE	SEASON • DATE
1	32	[25] Florida • 51-19	1994-95 • 02/01/95
2	27	[13] Missouri • 51-24	2020-21 • 01/05/21
3	25	Auburn • 53-28	2004-05 • 01/05/05

• The Missouri win marked the program's first triumph over a top 15 foe since the Bulldogs toppled No. 15 Arizona, 67-57, on 11/18/2011 at Madison Square Garden in New York City.

• The win also gave State a top 25 win during three of the last four seasons under Ben Howland.

• MSU's last victory over a ranked foe was a 92-84 decision against No. 16 Auburn on Jan. 26, 2019 when Quinndary Weatherspoon piled up 27 points during the 2nd half.

• D.J. Stewart Jr. scored 20 of his team-leading 24 points during the second half. The last player to score 20-plus points in the second half was Quinndary Weatherspoon, who came away with 20 of 27 points versus No. 16 Auburn listed above.

• Mississippi State erased a 10-plus point halftime deficit for the third (3rd) time against a ranked opponent and for the 11th time overall versus a SEC school dating back to 1980-81.

• The 12-point halftime comeback against a SEC ranked opponent trails only a 16-point deficit that the Bulldogs erased versus No. 6 Kentucky (01/05/2002 over the last 40 seasons).

HALFTIME COMEBACKS • TOP 25 SEC OPPONENTS SINCE 1980-81

DATE	OPPONENT	HALFTIME	FINAL
01/05/2021	[13] Missouri	39-27 • -12	78-63
01/09/2010	at [14] Ole Miss	42-37 • -5	80-75
02/11/2004	at [25] South Carolina	34-32 • -2	79-75 • OT
03/08/2002	vs. [11] Florida	25-22 • -3	62-52
01/05/2002	[6] Kentucky	40-24 • -16	74-69 • OT
02/02/2000	[22] LSU	35-30 • -5	68-66
01/30/1999	[25] Florida	42-32 • -10	66-63
02/01/1995	[25] Florida	28-19 • -9	70-47
01/27/1993	[16] Arkansas	33-28 • -5	80-76 • OT
02/04/1989	[19] LSU	38-34 • -4	96-79
01/15/1983	at [18] Tennessee	37-36 • -1	75-74 • OT

ONE OF THE BEST SEC SCORING DUOS IN 2020-21

• D.J. Stewart Jr. and Iverson Molinar head into Tuesday's game at Tennessee as one of the SEC's top offensive duos.

• Stewart Jr. and Molinar have piled up 35.4 points per game, which sits behind only LSU's Cameron Thomas and Trendon Watford.

• The pair has accounted for 10 games of 20-plus points which also is second behind Thomas and Watford who have combined for 17 games of 20-plus points.

SEC TOP SCORING DUOS • AS OF 01/26**MIN • ALL PLAYERS PLAYED IN 50% OF TEAM'S GAMES**

RANK	PTS	PLAYERS	SCHOOL
1	40.4	Thomas/Watford	LSU
2	35.5	Stewart Jr./Molinar	MSU
3	33.9	Pippen Jr./Disu	Vanderbilt
4	32.6	Lawson/Bryant	South Carolina
5	31.0	Moody/Notae	Arkansas

ONE OF THE BEST SEC SCORING TRIOS IN 2020-21

• Add in Tolu Smith, and Mississippi State has one of the SEC's top scoring trios.

• Stewart Jr., Molinar and Smith have piled up a combined 39 games in double figures. The trio has amassed 48.7 points per game which trails only LSU's Thomas, Watford and Javonte Smart.

SEC TOP SCORING TRIOS • AS OF 01/26**MIN • ALL PLAYERS PLAYED IN 50% OF TEAM'S GAMES**

RANK	PTS	PLAYERS	SCHOOL
1	54.6	Thomas/Watford/Smart	LSU
2	48.7	Stewart Jr./Molinar/T. Smith	MSU
3	44.7	Lawson/Bryant/Cousnard	South Carolina
4	42.7	Moody/Notae/Sills	Arkansas
5	42.2	Pippen Jr./Disu/Stute	Vanderbilt

ABDUL'S BLOCK PARTY

• Abdul Ado has been ranked among the SEC's top 10 in blocks per game during all four of his seasons at MSU with 1.9 BPG (6th • 2017-18), 1.8 BPG (7th • 2018-19), 1.9 BPG (T-3rd • 2019-20) and 2.1 BPG (3rd • 2020-21).

• Ado has posted 215 total blocks at a 1.89 per game rate over 114 career games. His 1.89 average is only behind Jarvis Varnado (4.00) and Erick Dampier (2.68).

CAREER BLOCKS • AS OF 01/26

RANK	BLK	PLAYER	SEASONS
1	564	Jarvis Varnado	2007-08-09-10
2	249	Erick Dampier	1994-95-96
3	215	Abdul Ado	2018-19-20-21
4	198	Tyrone Washington	1996-97-98-99
5	195	Aric Holman	2016-17-18-19

• Ado's 215 blocks also are 1st among active Power 5 players and 3rd overall among NCAA active players.

NCAA ACTIVE BLOCKS LEADERS • AS OF 01/24

RANK	BLK	PLAYER	SCHOOL
1	315	Hayden Koval	UNC Greensboro
2	239	Matt Haarms	BYU
3	215	Abdul Ado	MSU
4	213	Hasahn French	Saint Louis
5	198	A.J. Wilson	George Mason

ABDUL MOVING UP THE REBOUNDING LIST

• Abdul Ado moved into Mississippi State's top 15 in career rebounds during the Ole Miss game on 01/19. He enters the Tennessee game 11 rebounds shy from moving into sole possession of 13th place.

CAREER REBOUNDS • AS OF 01/26

RANK	REB	PLAYER	SEASONS
10	753	Jack Houston	1952-53-54-55
11	713	Jerry Graves	1959-60-61
12	705	Leland Mitchell	1961-62-63
13	691	Aric Holman	2016-17-18-19
	691	Charles Rhodes	2005-06-07-08
15	681	Abdul Ado	2017-18-19
16	677	Jamont Gordon	2006-07-08
	677	Tang Hamilton	1998-99-2000-01

• Ado's 681 rebounds also are 12th among active Power 5 players and tied for 28th overall among NCAA active players.

NCAA ACTIVE REBOUNDS LEADERS • AS OF 01/24 POWER 5 SCHOOLS

RANK	REB	PLAYER	SCHOOL
1	849	Steffon Mitchell	Boston College
2	794	Luka Garza	Iowa
	794	E.J. Anosike	Tennessee
4	737	Romello White	Ole Miss
5	715	Jordan Bruner	Alabama
	715	Marcus Santos-Silva	Texas Tech
7	711	Garrison Brooks	North Carolina
8	704	Kevin Marfo	Texas A&M
9	696	Brandon Johnson	Minnesota
10	693	Sam Hauser	Virginia
11	688	Mark Vital	Baylor
12	681	Abdul Ado	MSU
13	669	Derek Culver	West Virginia

• Ado is listed as SEC's active rebounding leader below because Anosike played at Sacred Heart before Tennessee, Marfo played at Quinnipiac and George Washington before Texas A&M, Bruner played at Yale before Alabama and White played at Arizona State before Ole Miss.

ABDUL IS THE SEC'S ACTIVE LEADER IN RBS & BLKS

• Abdul Ado heads into the Tennessee game as the SEC's active leader in rebounds and block shots by a healthy margin.

REBOUNDS • AS OF 01/26

RANK	REB	PLAYER	SCHOOL
1	681	Abdul Ado	MSU
2	553	Savion Flagg	Texas A&M
3	504	Herbert Jones	Alabama
4	502	John Petty Jr.	Alabama
5	488	Jeremiah Tilmon	Missouri

BLOCKS • AS OF 01/26

RANK	BLK	PLAYER	SCHOOL
1	215	Abdul Ado	MSU
2	116	Yves Pons	Tennessee
	116	Clevon Brown	Vanderbilt
4	89	Jeremiah Tilmon	Missouri
5	79	John Fulkerson	Tennessee

ABDUL SITS ON TOP OF MSU'S ALL TIME FG% LIST

• Abdul Ado holds the top spot on Mississippi State's all-time field goal percentage list heading into the Alabama game among players with at least 250 baskets made.

CAREER FG PERCENTAGE • AS OF 01/26

RANK	FG%	PLAYER	FGM-FGA	SEASONS
1	60.0	Abdul Ado	268-447	2018-19-20-21
2	58.9	Jarvis Varnado	548-930	2007-08-09-10
3	58.7	Erick Dampier	481-819	1994-95-96
	58.7	Cameron Burns	563-959	1989-90-91
5	57.8	Wiley Pick	439-759	1976-77-78-79

• Ado's 60.0 field goal percentage also checks in 5th among active Power 5 players and 12th highest overall among NCAA active players.

NCAA ACTIVE FG PERCENTAGE LEADERS • AS OF 01/24

RANK	FG%	PLAYER	SCHOOL
1	65.4	Kevin Samuel	Texas Christian • TCU
2	65.2	Emeka Obukwelu	Arkansas
3	61.8	Jericho Sims	Texas
4	61.4	Romello White	Ole Miss
5	60.0	Abdul Ado	MSU
6	59.9	Jay Huff	Virginia

THE CENTURY MARK IN STARTS FOR ABDUL

• Abdul Ado became the 8th player in MSU history to make his 100th career start against Texas State on 11/30 since the 1986-87 season.

• The last MSU player to accomplish the feat was his former teammate Quindary Weatherspoon, who made his 100th start at Kentucky on 01/22/2019.

• Ado made his 113th career start at Alabama which moved him into sole possession of fifth place in program history.

CAREER STARTS • AS OF 01/23

RANK	GS	PLAYER	SEASONS
1	122	Dee Bost	2009-10-11-12
2	119	Jarvis Varnado	2007-08-09-10
3	117	Quindary Weatherspoon	2016-17-18-19
4	115	Craig Sword	2013-14-15-16
5	113	Abdul Ado	2018-19-20-21
6	112	Gavin Ware	2013-14-15-16

THE FRESHMAN-SOPHOMORE JUMP

• Iverson Molinar, Tolu Smith and D.J. Stewart Jr. are etching their names on the notable freshman-sophomore jumps at Mississippi State, under Ben Howland, and among SEC players over the last decade.

COACH HOWLAND • MSU • FRESHMAN TO SOPHOMORE

PLAYER	SEASONS	FR • PPG	SO • PPG
D.J. Stewart Jr.	2020-21	8.5	18.0
Iverson Molinar	2020-21	5.9	17.5
Tolu Smith	2020-21	3.3 • WKU	13.2
Reggie Perry	2019-20	9.7	17.4
Robert Woodard II	2019-20	5.5	11.4
Quindary Weatherspoon	2016-17	12.0	16.5
Aric Holman	2016-17	1.9	8.4

MSU • FRESHMAN TO SOPHOMORE • SINCE 1986-87

PLAYER	SEASONS	FR • PPG	SO • PPG
Ravern Johnson	2008-09	2.5	12.1
Charles Rhodes	2005-06	2.9	13.8
Mario Austin	2001-02	7.9	16.1
Timmy Bowers	2001-02	2.5	10.6
Robert Jackson	1999-2000	5.8	12.3
Tang Hamilton	1998-99	4.3	11.3
Bart Hyche	1996-97	3.5	12.8
Marcus Bullard	1995-96	5.4	12.1
Marcus Grant	1992-93	4.7	10.8
Anthony Blakeney	1986-87	6.1	11.7

COACH HOWLAND • UCLA • FRESHMAN TO SOPHOMORE

PLAYER	SEASONS	FR • PPG	SO • PPG
Travis Wear	2010-12	3.5 • UNC	11.5
David Wear	2010-12	2.9 • UNC	10.2
Tyler Honeycutt	2010-11	7.2	12.8
Malcolm Lee	2009-10	3.2	12.1
Russell Westbrook	2007-08	3.4	12.7
Darren Collison	2006-07	5.5	12.7
Arron Afflalo	2005-06	10.8	15.8
Josh Shipp	2005-2007	9.3	13.3

COACH HOWLAND • PITT • FRESHMAN TO SOPHOMORE

PLAYER	SEASONS	FR • PPG	SO • PPG
Chevon Troutman	2002-03	5.0	11.0
Julius Page	2001-02	9.1	12.2
Jaron Brown	2001-02	4.8	9.3

• The trio of Molinar-Smith-Stewart Jr. account for three of the SEC's top 5 freshman-sophomore jumps this season in addition to three of MSU's top 5 freshmen-sophomore jumps since 1986-87 and the top 3 freshmen-sophomore scoring jumps during Ben Howland's coaching career.

• Molinar's jump of 11.6 PPG is the fourth-highest among SEC players over the last decade. The top spot is held by current Toronto Raptors guard Terence Davis formally of Ole Miss' +13.1 PPG jump from 2015-16 to 2016-17.

• Coach Howland has stated that Molinar's jump reminds of the freshman-sophomore jump that Russell Westbrook had at UCLA listed to the above.

SEC • FRESHMAN TO SOPHOMORE • +7.0 PPG JUMP

PLAYER	SCHOOL	FR • PPG	SO • PPG	JUMP
Iverson Molinar	MSU	5.9	17.5	+11.6
Allen Flanigan	AU	3.2	14.4	+11.2
Tolu Smith	MSU	3.3 • WKU	13.2	+9.9
Emanuel Miller	A&M	6.4	16.1	+9.7
D.J. Stewart Jr.	MSU	8.5	18.0	+9.5
Jahvon Quinerly	BAMA	3.2 • NOVA	12.5	+9.4
Tre Mann	UF	5.3	14.7	+9.4
Scotty Pippen Jr.	VANDY	12.0	20.6	+8.6
Jaylin Williams	AU	2.4	10.5	+8.1

2019-20

PLAYER	SCHOOL	FR • PPG	SO • PPG	JUMP
Aaron Nesmith	VU	11.0	23.0	+12.0
Immanuel Quickley	UK	5.2	16.1	+10.9
Reggie Perry	MSU	9.7	17.4	+7.7

2018-19

PLAYER	SCHOOL	FR • PPG	SO • PPG	JUMP
Savion Flagg	A&M	4.1	13.9	+9.8
Nicolas Claxton	UGA	3.9	13.0	+9.1

2016-17

PLAYER	SCHOOL	FR • PPG	SO • PPG	JUMP
Terence Davis	OM	1.8	14.9	+13.1
Brandon Sampson	LSU	4.0	11.6	+7.6
PJ Dozier	SC	6.7	13.9	+7.2

2015-16

PLAYER	SCHOOL	FR • PPG	SO • PPG	JUMP
Tyler Ulis	UK	5.6	17.3	+11.7
Yante Maten	UGA	5.0	16.5	+11.5

2014-15

PLAYER	SCHOOL	FR • PPG	SO • PPG	JUMP
Tim Quarterman	LSU	2.5	11.5	+9.0

2013-14

PLAYER	SCHOOL	FR • PPG	SO • PPG	JUMP
Kenny Gaines	UGA	3.7	13.0	+9.3
Charles Mann	UGA	6.7	13.9	+7.2
Michael Qualls	ARK	4.6	11.6	+7.0

2012-13

PLAYER	SCHOOL	FR • PPG	SO • PPG	JUMP
Kedren Johnson	VU	3.1	13.5	+10.4

2011-12

PLAYER	SCHOOL	FR • PPG	SO • PPG	JUMP
Trae Golden	UT	3.0	13.6	+10.6

2010-11

PLAYER	SCHOOL	FR • PPG	SO • PPG	JUMP
Earnest Ross	AU	2.8	13.1	+10.3
John Jenkins	VU	10.9	19.5	+8.6

10+ PTS STREAKS FOR D.J. & IVERSON TO START 2020-21

• D.J. Stewart Jr. and Iverson Molinar were the only sophomores or younger along with the 8th and 9th MSU players since 1982-83 to begin a season with 10+ consecutive games in double figures.

• The duo joined Gavin Ware (2015-16) as the only players to accomplish the feat during the 2000s.

PLAYER	SEASON	10+ PTS GMS
Jeff Malone	1982-83	29
Tony Watts	1991-92	28
Gavin Ware	2015-16	16
Cameron Burns	1989-90	15
Terry Lewis	1982-83	14
Erick Dampier	1995-96	13
Greg Carter	1989-90	12
D.J. Stewart Jr.	2020-21	12
Iverson Molinar	2020-21	11

TOLU'S 5 DOUBLE-DOUBLES LEADS THE SEC

• Tolu Smith has secured five (5) double-doubles which holds the SEC's top spot heading into the Tennessee game.

• Smith's most recent double-double also was his first career 20-10 performance when he amassed career-highs with 27 points and 14 rebounds versus Florida on 01/16.

• Mississippi State is 4-1 on the season when Smith provides a double-double.

SEC DOUBLE-DOUBLES • AS OF 01/26

RANK	D-D'S	PLAYER	SCHOOL
1	5	Tolu Smith	MSU
	5	Sahvir Wheeler	Georgia
3	4	Toumani Camara	Georgia
	4	Darius Days	LSU
	4	Emanuel Miller	Texas A&M
	4	Jeremiah Tilmon	Missouri
7	3	Dylan Disu	Vanderbilt
	3	Justin Minaya	South Carolina

ELITE COMPANY FOR D.J., IVERSON AND TOLU

• Iverson Molinar and D.J. Stewart Jr. started the 2020-21 season with double figures in their first nine (9) appearances after Stewart Jr. and Tolu Smith began the season with 10-plus points during MSU's first eight (8) games.

• After missing State's first three games of the season, Molinar and Stewart Jr. are 4th set of teammates to be sophomores or younger and the 9th set of teammates overall to accomplish the feat dating back to the 1958-59 season.

• The previous two duos to be sophomores or younger were Gary Hooker (Fr.) and Ray White (Fr.) in 1975-76 coupled with Rickey Brown (Fr.) and White (So.) in 1976-77.

• Prior to this season, the last State duo to start a season with nine straight games with double-digit points were Cameron Burns and Greg Carter during MSU's 1990-91 SEC championship season.

PLAYERS	SEASON	10+ PTS GMS
Terry Lewis	1982-83	14
Jeff Malone		
Gary Hooker	1975-76	14
Ray White		
Cameron Burns	1990-91	12
Greg Carter		
Iverson Molinar	2020-21	9
D.J. Stewart Jr.		
Rickey Brown	1976-77	9
Ray White		
Tolu Smith	2020-21	8
D.J. Stewart Jr.		
Rickey Brown	1979-80	8
Kent Looney		
Rickey Brown	1978-79	8
Ray White		
Jack Bouldin	1971-72	8
Jeff Watkins		

20 PIECES IN MULTIPLE GAMES FOR THE SOPHOMORES

• D.J. Stewart Jr. and Iverson Molinar are one (1) of seven (7) Mississippi State combos to be sophomores or younger to have multiple 20-plus point games together since 1972-73 when freshmen became eligible to play college basketball.

RANK	20+ PTS GMS	PLAYERS	SEASON
1	5	White/Hooker	1975-76
2	4	Knarr/Jenkins	1972-73
3	2	Stewart Jr./Molinar	2020-21
	2	Q. Weatherspoon/Peters	2016-17
	2	Brown/Hooker	1976-77
	2	White/Brown	1976-77
	2	Knarr/Fry	1972-73

PLAYER	SEASON	OPP • DATE	PTS
D.J. Stewart Jr.	2020-21	Missouri • 01/05	24
Iverson Molinar	2020-21	Missouri • 01/05	20
D.J. Stewart Jr.	2020-21	Dayton • 12/12	32
Iverson Molinar	2020-21	Dayton • 12/12	20
Quinnndary Weatherspoon	2016-17	at Auburn • 02/07	25
Lamar Peters	2016-17	at Auburn • 02/07	23
Quinnndary Weatherspoon	2016-17	Missouri • 01/25	29
Lamar Peters	2016-17	Missouri • 01/25	23

PLAYER	SEASON	OPP • DATE	PTS
Rickey Brown	1976-77	Georgia • 02/19	28
Gary Hooker	1976-77	Georgia • 02/19	24
Rickey Brown	1976-77	Truman St • 12/09	29
Gary Hooker	1976-77	Truman St • 12/09	24
Ray White	1976-77	at Georgia • 01/22	21
Rickey Brown	1976-77	at Georgia • 01/22	20
Ray White	1976-77	Texas • 12/11	28
Rickey Brown	1976-77	Texas • 12/11	21
Ray White	1975-76	at Kentucky • 03/08	24
Gary Hooker	1975-76	at Kentucky • 03/08	23
Ray White	1975-76	Georgia • 02/28	26
Gary Hooker	1975-76	Georgia • 02/28	22
Gary Hooker	1975-76	Auburn • 02/09	28
Ray White	1975-76	Auburn • 02/09	23
Gary Hooker	1975-76	LSU • 01/19	31
Ray White	1975-76	LSU • 01/19	20
Gary Hooker	1975-76	at Evansville • 12/17	20
Ray White	1975-76	at Evansville • 12/17	20
Rich Knarr	1972-73	Alabama • 03/03	22
Larry Fry	1972-73	Alabama • 03/03	21
Rich Knarr	1972-73	Auburn • 02/19	30
Larry Fry	1972-73	Auburn • 02/19	30
Jerry Jenkins	1972-73	Florida • 02/24	21
Rich Knarr	1972-73	Florida • 02/24	20
Jerry Jenkins	1972-73	Kentucky • 01/08	20
Rich Knarr	1972-73	Kentucky • 01/08	31
Jerry Jenkins	1972-73	vs. Hawaii • 01/03	29
Rich Knarr	1972-73	vs. Hawaii • 01/03	27
Jerry Jenkins	1972-73	vs. Michigan St • 01/02	22
Rich Knarr	1972-73	vs. Michigan St • 01/02	20

• The pair of redshirt sophomores (Molinar-Stewart Jr. and Smith-Stewart Jr.) are two (2) of ten (10) MSU combos to score 20 points in a game as freshmen or sophomores since 1986-87, which was Richard Williams' first season.

• Five (5) of the ten (10) combos listed above and right have come under sixth-year coach Ben Howland. Stewart Jr. and Reggie Perry accomplished the feat to fuel a victory over Tennessee in 2019-20.

PLAYER	SEASON	OPP • DATE	PTS
D.J. Stewart Jr.	2020-21	Missouri • 01/05	24
Iverson Molinar	2020-21	Missouri • 01/05	20
D.J. Stewart Jr.	2020-21	Dayton • 12/12	32
Iverson Molinar	2020-21	Dayton • 12/12	20
Tolu Smith	2020-21	Liberty • 11/26	20
D.J. Stewart Jr.	2020-21	Liberty • 11/26	20
Reggie Perry	2019-20	Tennessee • 02/01	24
D.J. Stewart Jr.	2019-20	Tennessee • 02/01	20
Quinnndary Weatherspoon	2016-17	at Auburn • 02/07	25
Lamar Peters	2016-17	at Auburn • 02/07	23
Quinnndary Weatherspoon	2016-17	Missouri • 01/25	29
Lamar Peters	2016-17	Missouri • 01/25	23
Craig Sword	2013-14	Texas A&M • 01/18	23
Gavin Ware	2013-14	Texas A&M • 01/18	22
Barry Stewart	2006-07	Auburn • 01/20	22
Reginald Delk	2006-07	Auburn • 01/20	20
Jamont Gordon	2006-07	Texas A&M-CC • 12/02	24
Ben Hansbrough	2006-07	Texas A&M-CC • 12/02	23
Darryl Wilson	1993-94	at Auburn • 01/12	24
Erick Dampier	1993-94	at Auburn • 01/12	22
Tony Watts	1988-89	at Alabama • 01/14	24
Cameron Burns	1988-89	at Alabama • 01/14	22

MORE ELITE COMPANY FOR D.J.

• D.J. Stewart Jr. is the 5th sophomore during the 2000s and the 13th sophomore to notch 30-plus points in a game dating back to the 1954-55 season.

• The list features nine (9) 1,000-point scorers which include Jim Ashmore (1953-54-55-56), Mario Austin (2001-02-03), Dee Bost (2009-10-11-12), Tyson Carter (2017-18-19-20), Larry Fry (1973-74-75), Bailey Howell (1957-58-59), Rich Knarr (1973-74-75-76), Craig Sword (2013-14-15-16) and Dave Williams (1966-67-68).

• Mississippi State's last game 30+ points came courtesy of Quindary Weatherspoon, who tallied 31 at Georgia on 02/20/2019.

D.J. STEWART JR. • SOPHOMORE • 2020-21

DATE	OPPONENT	PTS
12/12/2020	vs. Dayton	32

TYSON CARTER • SOPHOMORE • 2017-18

DATE	OPPONENT	PTS
11/30/2017	North Dakota State	35

CRAIG SWORD • SOPHOMORE • 2013-14

DATE	OPPONENT	PTS
02/19/2014	at LSU [SEC]	33

DEE BOST • SOPHOMORE • 2009-10

DATE	OPPONENT	PTS
02/13/2010	Auburn [SEC]	32

MARIO AUSTIN • SOPHOMORE • 2001-02

DATE	OPPONENT	PTS
02/27/2002	Arkansas [SEC]	30
01/05/2002	[5] Kentucky [SEC]	32

ANTHONY BLAKENEY • SOPHOMORE • 1986-87

DATE	OPPONENT	PTS
02/21/1987	Tennessee [SEC]	34

RICH KNARR • SOPHOMORE • 1973-74

DATE	OPPONENT	PTS
12/03/1973	at Texas	32

LARRY FRY • SOPHOMORE • 1972-73

DATE	OPPONENT	PTS
02/19/1973	Auburn [SEC]	30

TERRY KUSNIERZ • SOPHOMORE • 1971-72

DATE	OPPONENT	PTS
02/12/1972	Tennessee [SEC]	30

TAKI KORONEOS • SOPHOMORE • 1971-72

DATE	OPPONENT	PTS
01/01/1972	Vanderbilt [SEC]	33

DAVE WILLIAMS • SOPHOMORE • 1965-66

DATE	OPPONENT	PTS
01/03/1966	at Auburn [SEC]	33
03/05/1966	at [5] Vanderbilt [SEC]	32

BAILEY HOWELL • SOPHOMORE • 1956-57

DATE	OPPONENT	PTS
12/05/1956	Memphis	31
12/08/1956	at Mississippi College	35
02/11/1957	[3] Kentucky [SEC]	37
02/15/1957	at Tampa	35
02/18/1957	at Georgia [SEC]	31
02/23/1957	at Tulane [SEC]	35

JIM ASHMORE • SOPHOMORE • 1954-55

DATE	OPPONENT	PTS
12/11/1954	Samford	34

30 & 20 IN THE SAME GAME

• D.J. Stewart Jr. and Iverson Molinar are the 5th combo during the 2000s and the 4th combo to be sophomores or younger (bolded) to secure 30+ PTS and 20+ PTS during the same game since the 1972-73 season.

• The last time Mississippi State had a duo accomplish the feat in a neutral site game was when Darryl Wilson scored 32 PTS and Erick Dampier tacked on 21 PTS versus No. 19 Utah during the 1995 NCAA Tournament Second Round.

PLAYERS SEASON OPP DATE PTS

D.J. Stewart Jr.	2020-21	vs. Dayton • 12/12	32
Iverson Molinar	2020-21	vs. Dayton • 12/12	20
Arnett Moultrie	2011-12	UMass • 03/13	34
Dee Bost	2011-12	UMass • 03/13	20
Jarvis Varnado	2008-09	LSU • 02/11	31
Dee Bost	2008-09	LSU • 02/11	20
Charles Rhodes	2007-08	Auburn • 02/27	30
Jamont Gordon	2008-09	Auburn • 02/27	20
Mario Austin	2001-02	Arkansas • 02/27	30
Marckell Patterson	2001-02	Arkansas • 02/27	21
Darryl Wilson	1994-95	vs. [19] Utah • 03/19	32
Erick Dampier	1994-95	vs. [19] Utah • 03/19	21
Gary Hooker	1975-76	LSU • 01/19	31
Ray White	1975-76	LSU • 01/19	20
Larry Fry	1972-73	Auburn • 02/19	30
Rich Knarr	1972-73	Auburn • 02/19	30
Jerry Jenkins	1972-73	Auburn • 02/19	20
Rich Knarr	1972-73	Kentucky • 01/08	31
Jerry Jenkins	1972-73	Kentucky • 01/08	20

WHAT'S GONE • MSU'S BEST SCORING QUARTET SINCE 2010-11

• Reggie Perry (17.4 PPG), Tyson Carter (13.9), Nick Weatherspoon (11.6 PPG) and Robert Woodard II (11.4 PPG) were the 8th quartet to average double figures at Mississippi State during the 2000s.

• The 54.3 combined points per game the most for a MSU quartet with all four members averaging double figures since Ravern Johnson (17.6 PPG), Dee Bost (15.3 PPG), Renardo Sidney (14.2 PPG) and Kodi Augustus (12.2 PPG) during the 2010-11 season.

• The 54.3 points for Perry-Carter-Weatherspoon-Woodard II quartet also is the fifth at MSU with all four members averaging double figures going back to the 1979-80 season.

MSU SCORING QUARTETS • SINCE 1979-80

RANK	PPG	SEASON	PLAYERS
1	59.4	1995-96	Darryl Wilson • Dontae' Jones • Erick Dampier • Marcus Bullard
2	59.3	2010-11	Ravern Johnson • Dee Bost • Renardo Sidney • Kodi Augustus
3	56.6	2007-08	Charles Rhodes • Jamont Gordon • Barry Stewart • Ben Hansbrough
4	54.4	1989-90	Cameron Burns • Greg Carter • Tony Watts • Doug Hartsfield
5	54.3	2019-20	Perry • Carter • Weatherspoon • Woodard II

MSU AMONG SEC'S AND NATION'S BEST • 2020-21

• For the second straight season, Mississippi State holds the SEC's top spot and is one of the nation's best offensive rebounding percentage teams.

2020-21 O-REB PERCENTAGE • AS OF 01/24

RANK	OR%	SCHOOL
1	41.0	Houston
2	40.7	North Carolina
3	39.8	Connecticut • UConn
4	39.5	Cal State Bakersfield
5	38.3	Baylor
6	38.1	Saint Louis
7	37.1	Mississippi State
8	37.0	West Virginia

• The Bulldogs not only led the SEC but were fourth in the nation with a 37.0 offensive rebounding percentage last season.

2019-20 O-REB PERCENTAGE • FINAL

RANK	OR%	SCHOOL
1	40.1	West Virginia
2	38.7	Houston
3	37.3	Stephen F. Austin
4	37.0	Mississippi State
5	36.1	Sacred Heart

KENPOM NUGGETS

• Mississippi State, Alabama and LSU are the only schools to have two players ranked among KenPom's top 13 in offensive efficiency.

KENPOM SEC OFFENSIVE RATING • AS OF 01/26

RANK	O-RTG	PLAYER	SCHOOL
1	114.2	Trendon Watford	LSU
2	113.1	Emanuel Miller	Texas A&M
3	112.1	Cameron Thomas	LSU
4	111.6	Jaden Springer	Tennessee
5	111.1	Andrew Garcia	Georgia
6	110.8	Iverson Molinar	MSU
7	109.7	Herbert Jones	Alabama
8	109.5	Scotty Pippen Jr.	Vanderbilt
9	109.2	Jahvon Quinerly	Alabama
10	107.1	Devontae Shuler	Ole Miss
11	104.2	Tre Mann	Florida
12	102.9	D.J. Stewart Jr.	MSU
13	101.7	JD Notae	Arkansas

• Tolu Smith is ranked among the SEC leaders in offensive rebound percentage.

KENPOM SEC O-REBOUND PERCENTAGE • AS OF 01/26

RANK	O-REB	PLAYER	SCHOOL
1	14.1	Tolu Smith	MSU
2	13.8	Isaiah Jackson	Kentucky
3	13.6	Andrew Garcia	Georgia
4	13.5	Justin Smith	Arkansas
5	13.3	Wildens Leveque	South Carolina

COACH HOWLAND: ONE OF 15 WITH FOUR TEAMS DANCING

• Ben Howland became the 15th coach in history to lead four programs to the NCAA Tournament in 2018-19. The 15 coaches are listed alphabetically below.

• Howland is one (1) of eight (8) coaches on the list that has one of his four schools being a SEC program (Rick Barnes • Cliff Ellis • Jim Harrick • Lon Kruger • Rick Pitino • Tubby Smith • Eddie Sutton) and one (1) of three (3) coaches to have UCLA be one of the four programs (Steve Alford • Jim Harrick).

COACH • SCHOOLS

Steve Alford

Missouri State • Iowa • New Mexico • UCLA

Rick Barnes

Providence • Clemson • Texas • Tennessee

John Beilein

Canisius • Richmond • West Virginia • Michigan

Lefty Driesell

Davidson • Maryland • James Madison • Georgia State

Cliff Ellis

South Alabama • Clemson • Auburn • Coastal Carolina

Larry Eustachy

Utah State • Iowa State • Southern Miss • Colorado State

Jim Harrick

Pepperdine • UCLA • Rhode Island • Georgia

Ben Howland

Northern Arizona • Pittsburgh • UCLA • Mississippi State

Lon Kruger

Kansas State • Florida • Illinois • UNLV • Oklahoma

Fran McCaffery

Lehigh • UNC-Greensboro • Siena • Iowa

Tom Penders

Rhode Island • Texas • George Washington • Houston

Rick Pitino

Boston • Providence • Kentucky • Louisville

Kelvin Sampson

Washington State • Oklahoma • Indiana • Houston

Tubby Smith

Tulsa • Georgia • Kentucky • Minnesota • Texas Tech

Eddie Sutton

Creighton • Arkansas • Kentucky • Oklahoma State

LOYALTY UNDER COACH HOWLAND

• Mississippi State's coaching staff led by Ben Howland along with assistant coaches George Brooks, Korey McCray and Ernie Zeigler are entering their 6th season together at Mississippi State in 2020-21

• The quartet is one of eight current coaching staffs in the country to remain together at the same school for at least the six seasons.

RANK YEAR SCHOOL HEAD COACH ASSISTANT COACHES

1	11th	Michigan State	Tom Izzo
		Dwayne Stephens • Dane Fife • Mike Garland	
2	9th	West Virginia	Bob Huggins
		Larry Harrison • Ron Everhart • Erik Martin	
2	9th	UAlbany	Will Brown
		John Ilati • Josh Pelletier • Jerrad Knotts	
4	7th	Kansas	Bill Self
		Kurtis Townsend • Norm Roberts • Jerrance Howard	
4	7th	Oregon	Dana Altman
		Tony Stubblefield • Kevin McKenna • Mike Mennenga	
4	7th	Vermont	John Becker
		Kyle Cleplicki • Ryan Schneider • Hamlet Tibbs	
7	6th	Mississippi State	Ben Howland
		George Brooks • Korey McCray • Ernie Zeigler	
7	6th	Bradley	Brian Wardle
		Drew Adams • Mike Bargaen • Jimmie Foster	

HALFTIME COMEBACKS UNDER COACH HOWLAND

• Mississippi State earned its 21st halftime comeback victory and first of 2020-21 under Coach Howland when the Bulldogs dismissed Missouri, 78-63, on 01/05/2021.

• The Bulldogs have won at least three games during Howland's first five seasons when trailing at the half.

• Below are the halftime comebacks under Coach Howland, 12 of the 21 have come against SEC opponents.

HALFTIME COMEBACKS • COACH HOWLAND

DATE	OPPONENT	HALFTIME	FINAL
01/05/2021	[13] Missouri	39-27 • -12	78-63
11/08/2019	Sam Houston State	34-27 • -7	67-58
12/18/2019	Radford	42-38 • -4	77-68
01/28/2020	at Florida [SEC]	45-35 • -10	78-71
02/01/2020	Tennessee [SEC]	34-28 • -6	86-73
02/08/2020	Vanderbilt [SEC]	35-31 • -4	80-70
11/30/2018	at Dayton	29-26 • -3	65-58
12/04/2018	McNeese State	42-39 • -3	90-77
12/19/2018	Wofford	50-41 • -9	98-87
02/02/2019	at Ole Miss [SEC]	43-39 • -4	81-75
02/16/2019	at Arkansas [SEC]	38-32 • -6	77-67
02/23/2019	South Carolina [SEC]	36-29 • -7	76-61
11/22/2017	Stephen F. Austin	40-32 • -8	80-75
11/26/2017	Jacksonville State	29-25 • -4	59-56
02/24/2018	South Carolina [SEC]	32-25 • -7	72-68
12/22/2016	Morehead State	41-31 • -10	85-76
01/25/2017	Missouri [SEC]	43-39 • -4	89-74
02/04/2017	Tennessee [SEC]	33-21 • -12	64-59
11/13/2015	Eastern Washington	51-48 • -3	106-88
01/23/2016	Ole Miss [SEC]	38-36 • -2	83-77
02/16/2016	Vanderbilt [SEC]	41-32 • -9	75-74

• The Florida comeback on 01/28/2020 marks the first time that Mississippi State has won a SEC road game when trailing by 10-plus points at the half since turning a 39-28 deficit into a 78-77 overtime victory at Vanderbilt on 01/21/2012.

• The Bulldogs have rallied from a 10-plus point deficit six times in SEC road games dating back to the 1980-81 season.

10+ PT SEC HALFTIME ROAD COMEBACKS

DATE	OPPONENT	HALFTIME	FINAL
01/28/2020	at Florida [SEC]	45-35 • -10	78-71
01/21/2012	at Vanderbilt [SEC]	39-28 • -11	78-77 • OT
03/06/2004	at Alabama [SEC]	47-31 • -16	82-81 • OT
01/07/2004	at Ole Miss [SEC]	29-19 • -10	61-54
01/07/1995	at Georgia [SEC]	36-26 • -10	60-59
02/13/1991	at Ole Miss [SEC]	42-27 • -15	84-77

• Early in 2019-20, Mississippi State wiped away an 18-point deficit (52-34) with 13:02 left against Sam Houston State on the strength of a 33-6 run to close the game.

• It marked the fifth time that the Bulldogs have overcome at least a 15-point margin during any point of the game under Coach Howland.

15+ PT COMEBACKS • COACH HOWLAND

DATE	OPPONENT	SCORE • TIME	FINAL
01/28/2020	at Florida [SEC]	36-20 • 6:00 1st	78-71
11/08/2019	Sam Houston St	52-34 • 13:02 2nd	67-58
02/23/2019	South Carolina [SEC]	30-14 • 4:04 1st	76-61
02/04/2017	Tennessee [SEC]	41-23 • 17:50 2nd	64-59
		29-10 • 4:50 1st	
02/16/2016	Vanderbilt [SEC]	61-44 • 13:38 2nd	75-74

LESS THAN 60 POINTS LEADS TO W'S

• Mississippi State has won 39 of 43 games when holding the opposition to under 60 points under Coach Howland with 33 of those 43 outings coming inside Humphrey Coliseum.

• The Bulldogs have won 27 of their last 30 games when accomplishing the feat since 03/08/2017. The three setbacks came to New Mexico State, 58-52, on 12/22/2019, to Clemson, 53-42, on 11/25/2020 and to Texas A&M, 56-55, on 01/13/2021.

• Mississippi State limited Ole Miss on 03/07/2020 to 44 points which tied the lowest point total allowed under Howland. The 44 points are the lowest versus a SEC opponent during the Howland era.

2015-16 • 5-0

DATE	OPPONENT	RESULT
11/28/2015	UT-Martin	W • 76-51
12/19/2015	Tulane	W • 69-59
12/31/2015	North Carolina Central	W • 71-48
02/09/2016	Arkansas [SEC]	W • 78-46
02/27/2016	South Carolina [SEC]	W • 68-58

2016-17 • 8-1

DATE	OPPONENT	RESULT
11/20/2016	vs. UTEP	W • 61-54
11/28/2016	Northwestern State	W • 65-59
12/01/2016	Oregon State	W • 74-57
12/19/2016	vs. Southern Miss	W • 86-44
12/29/2016	Missouri-Kansas City	W • 77-54
01/14/2017	Texas A&M [SEC]	W • 67-59
02/04/2017	Tennessee [SEC]	W • 64-59
02/18/2017	Florida [SEC]	L • 57-52
03/08/2017	vs. LSU [SEC-T]	W • 79-52

2017-18 • 8-0

DATE	OPPONENT	RESULT
11/18/2017	Florida A&M	W • 79-48
11/26/2017	Jacksonville State	W • 59-56
11/30/2017	North Dakota State	W • 83-59
12/03/2017	Dayton	W • 61-59
12/20/2017	Little Rock	W • 64-48
02/03/2018	Georgia [SEC]	W • 72-57
03/14/2018	Nebraska [NIT]	W • 66-59
03/20/2018	at Louisville [NIT]	W • 79-56

2018-19 • 8-0

DATE	OPPONENT	RESULT
11/11/2018	Hartford	W • 77-59
11/16/2018	Long Beach State	W • 79-51
11/21/2018	vs. Saint Mary's	W • 61-57
11/30/2018	at Dayton	W • 65-58
12/15/2018	Cincinnati	W • 70-59
01/19/2019	at Vanderbilt [SEC]	W • 71-55
02/26/2019	Missouri [SEC]	W • 68-49
03/14/2019	vs. Texas A&M [SEC-T]	W • 80-54

2019-20 • 7-1

DATE	OPPONENT	RESULT
11/08/2019	Sam Houston State	W • 67-58
11/14/2019	Louisiana-Monroe	W • 62-45
11/17/2019	New Orleans	W • 82-59
11/24/2019	at Coastal Carolina	W • 81-56
12/22/2019	vs. New Mexico State	L • 58-52
01/14/2020	Missouri	W • 72-45
01/18/2020	Georgia	W • 91-59
03/07/2020	Ole Miss	W • 69-44

2020-21 • 2-2

DATE	OPPONENT	RESULT
11/25/2020	vs. Clemson	L • 53-42
12/08/2020	Jackson State	W • 82-59
12/21/2020	Mississippi Valley State	W • 87-48
01/13/2021	Texas A&M	L • 56-55

WHAT'S NEXT: KESHAWN MURPHY

• Mississippi State and head coach Ben Howland started its 2021 signing class on a strong note as ESPN top 100 recruit KeShawn Murphy inked his National Letter of Intent (NLI) on Nov. 13 during the fall signing period.

• Murphy, a 6-10 forward from Birmingham, Alabama, will start his freshman season for the Bulldogs during the 2021-22 season.

Murphy is rated No. 89 in ESPN's top 100 rankings and is the state of Alabama's No. 2 prospect for the Class of 2021. It marks back-to-back seasons that Howland has reeled in an ESPN top 100 commitment as Deivon Smith ranked No. 69 in the 2020 class.

• Mississippi State also has a pair of ESPN top 50 recruits from the Class of 2018 in Reggie Perry and Robert Woodard II, who were selected in the 2nd round of the 2020 NBA Draft.

• Murphy amassed 18.6 points, 7.5 rebounds, 3.7 assists and 2.0 blocks per game in 2019-20 as a junior. He was a finalist for the Alabama Sport Writers Association [ASWA] Class 5A Player of the Year award and was a consensus ASWA All-State First-Team selection.

• Ramsay has combined for a 45-22 record over the last two seasons, fueled by a 25-9 mark in 2019-20. The program has made back-to-back trips to the Alabama Class 5A Final Four.

• Murphy has been nominated to participate in the 2021 McDonald's High School All-America game. He began his senior campaign with a 21-point, 13-rebound, 3-block performance in an 82-76 win over Auburn High School and is closing in on becoming a 1,000-point scorer at Ramsay.

#STATETOTHELEAGUE & MSU'S PRO DAWGS

• Mississippi State had four former 1,000 point scorers who all played under head coach Ben Howland in the NBA and NBA G-League during the 2019-20 season.

• Aric Holman (Texas Legends • Dallas Mavericks), Lamar Peters (Westchester Knicks • New York Knicks), Craig Sword (Grand Rapids Drive • Detroit Pistons) and Quindary Weatherspoon (Austin Spurs • San Antonio Spurs).

• Weatherspoon made his NBA debut with the San Antonio Spurs at Sacramento on 02/08. He scored his first career points as part of the NBA restart over the summer.

• Dee Bost (France), Tyson Carter (Greece), Travis Daniels (Cyprus), Holman (Germany), Arnett Moultrie (China), Peters (Turkey), Sword (Mexico) and Gavin Ware (Germany) are former MSU alums playing pro basketball overseas.

COACH HOWLAND'S NBA PLAYERS

• Russell Westbrook, Kevin Love and Jrue Holiday spearhead a list of 26 NBA players who played college basketball under Howland.

• The trio has combined for 14 nods to the NBA All-Star Game headed by six consecutive selections (2015-16-17-18-19-20) for Westbrook who also was the NBA All-Star game MVP in 2015 and 2016.

• Westbrook, a five-time All-NBA First-Team honoree and two-time NBA scoring champion, was the 2017 NBA MVP. He was the first player in league history to average a triple-double for a season since Oscar Robertson during the 1960s.

• Love (Cleveland Cavaliers • 2016) along with Trevor Ariza (Los Angeles Lakers • 2009), Jordan Farmer (Los Angeles Lakers • 2009-10) and Normal Powell (Toronto Raptors • 2019) have each won NBA Championships.

• Woodard II (Sacramento Kings) signed a 4-year contract with 3.3 million guaranteed over his first three seasons, highlighted by 1.5 million for the 2020-21 season.

DAMPIER GARNERS MISSISSIPPI SPORTS HOF SELECTION

• Former Mississippi State and NBA standout Erick Dampier can add Mississippi Sports Hall of Fame and Museum inductee to his impressive list of career accolades as the organization announced its class of 2021 on Oct. 27.

• Dampier is joined by Debbie Brock (Delta State), Lindsey Hunter, Jr. (Jackson State/NBA), Terrence Metcalf (Ole Miss/NFL), Dave Randall (Ole Miss/ATP) and Randy Watkins (Ole Miss/PGA) in the six-person class.

• Mississippi State amassed 66 victories and earned three postseason appearances during Dampier's career, highlighted by 1996 NCAA Final Four and 1995 NCAA Sweet 16 trips under head coach and fellow Mississippi Sports Hall of Famer Richard Williams. He was named MSU's SEC Basketball Legend in 2014.

• Dampier was a two-time Associated Press (AP) All-America Honorable Mention pick and two-time All-Southeastern Conference (SEC) First-Team selection during his junior and senior seasons.

• Dampier ranks among Mississippi State's top 10 in total blocks (249 – 2nd), blocks per game (2.68 – 2nd), field goal percentage (58.7 – tied 3rd), rebounds (859 – 6th) and rebounds per game (9.2 – 8th).

• Dampier piled up 1,231 career points which ranks eighth among three-year players and 25th overall at Mississippi State. He registered double figures in 74 of his 93 career appearances, fueled by nine efforts of 20-plus points.

• Dampier was a lottery pick and chosen 10th by the Indiana Pacers in the 1996 NBA Draft. His NBA career spanned 16 seasons with stops in Indiana, Golden State, Dallas, Miami and Atlanta. He scored 7,309 points, 7,005 rebounds and 1,398 blocks in 987 games.

• Prior to Mississippi State, Dampier prepped at Lawrence County High School in Monticello, Mississippi where he led his team to two straight state championships.

ON THE HORIZON: A NEW LOOK TO THE HUMPH

• Humphrey Coliseum will become one of the premier arenas in the nation as major renovation plans were announced on Oct. 30, 2018.

• Mississippi State has joined with Dale Partners Architects and AECOM Sports to design a comprehensive plan that will see the Hump revamped with modern amenities and the arena's first premium ticket options.

• One of those new options will be a new club level that offers premium ticket holders a dedicated entrance and lobby that leads down to a 6,000-square foot sideline club that offers nearly 580 club seats and 80 lounge seats.

• The new-look Hump also will include nearly 160 terrace seats at the concourse level in addition to an expanded and updated concourse.

• The renovation plan includes two grand lobbies at the entrances on the east and west sides that feature direct views into the seating bowl.

• D.J. Stewart Jr. fired in a SEC career-high 27 points and collected a career-best four steals, but No. 18 Alabama was able to fend off Mississippi State by an 81-73 decision at Coleman Coliseum.

• The SEC standings leading Crimson Tide (13-3, 8-0 SEC) extended the home team's winning streak to eight consecutive games in the series dating back to the 2016-17 season.

• Mississippi State (9-7, 4-4 SEC) has split its two games on the season against top 25 opponents.

• The 27 points marked Stewart Jr.'s second-highest scoring output of his career en route to his fifth outing of 20-plus points on the season. He pumped in 32 points against Dayton on 12/12. Stewart Jr.'s previous SEC scoring mark was a 24-point performance during State's victory over No. 13 Missouri on 01/05.

• Stewart Jr. has produced double figures in 15 of 16 games on the season. The redshirt sophomore tacked on a career-best four steals, three rebounds and a block.

• Iverson Molinar joined Stewart Jr. in double figures as he piled up 19 points coupled with three steals and two rebounds. He has chipped in 10-plus points during 12 of his 13 appearances in 2020-21.

• Tolu Smith worked his way to eight points, a game-leading nine rebounds, a career-best three steals and two assists.

• Abdul Ado and Cameron Matthews tacked on six points apiece for the Bulldogs. Ado swatted away three blocks, while Matthews hauled down seven rebounds and totaled two steals.

• Deivon Smith and Javian Davis rounded out the scoring. Smith tallied five points, two assists and two rebounds, whereas Davis notched two points, four rebounds and a block against his former team.

• Mississippi State recorded a season's best 13 steals, which matched its third-highest total versus a SEC opponent under Ben Howland. The 13 steals were the most for the Bulldogs in a game since tallying 14 at Arkansas on 02/16/2019.

• For the contest, MSU came away with a 27-of-61 shooting effort from the field (44.3 percent), a 4-of-14 clip from three-point range (28.6 percent) and an efficient 15-of-17 mark at the foul line (88.2 percent).

• The Bulldogs tucked away a 36-32 rebounding advantage and held a 38-26 advantage in paint points. State managed seven assists against 16 turnovers.

• Alabama countered with a 28-of-61 overall shooting mark (45.9 percent), converted on 14-of-34 on its triples (41.2 percent) and sank 11-of-13 from the charity stripe (84.6 percent).

• All five members of the Crimson Tide starting five reached double figures. Herbert Jones filled the stats sheet with 17 points, seven assists, five rebounds, four steals and three blocks. Joshua Primo added 16 points followed by John Petty Jr. (12 PTS), Jaden Shackelford (12 PTS) and Alex Reese (11 PTS).

FROM THE BENCH – COACH HOWLAND

"I thought our guys really played hard. I thought they really played tough. I thought we really battled and went after every 50-50 ball with all our might and all our strength. There were a lot of positives today even though we lost the game on the road against a really good team, who's the hottest team in our league. The last three games, they've won by an average of 27 points a game against good teams. We had a chance there. We're at a three-point game [76-73] with [under] a minute to go, and they make a tough three on us. We got mismatched with Tolu [Smith] on [Jahvon] Quinerly there."

"I thought D.J. [Stewart Jr.] was absolutely phenomenal today at both ends of the floor. When you see when D.J. was in the game and I got him a little bit more rest, we were even with them. Bottom line is when he's in the game, that's when we're at our best. We have to give him a rest. I thought our halfcourt [defense] was pretty good. It's just that we gave up 18 points off of our turnovers. We gave up too many points in our transition, halfcourt [defense] was pretty good."

"We outboarded them. They shot the ball from where they shoot well from, the three. They made 14 [from the three] and had a number of them open. I thought our guys showed a lot of fight and a lot of determination coming off our worse performance of the year. We came back here and gave ourselves a chance to win against the hot-test team in our league, a team that is [ranked] 16th in the country [in the USA Today coaches poll]. I think they've won eight or nine in a row now. Give them credit, they're a very, very good team."

MOMENTS THAT MATTERED

• Alabama jumped out to an 8-4 lead with 16:26 remaining after Joshua Primo knocked down a pair of three-pointers 38 seconds apart.

• The Bulldogs found their bearings and knocked down their next six shot attempts en route to a 13-3 spurt over the next 3:59 off the clock.

• Iverson Molinar ignited the charge with a runner in the lane followed by an Abdul Ado jump hook to even the tally at 8-8 with 15:18 remaining.

• D.J. Stewart Jr. dialed up a right wing triple for the first of his 15 opening half points. Molinar hit a stepback midrange jumper, Tolu Smith added a layup and Stewart Jr. delivered a driving layup to make it 17-11 with 12:27 left.

• Ahead 19-13 at 10:54 mark, Alabama fired back with seven consecutive points of its own capped by a Herbert Jones dunk courtesy of a Jahvon Quinerly steal to put the Crimson Tide up 20-19 with 9:29 to go.

• The two teams played within a single possession of each other before Alabama used an eight-point flurry. Primo sank the Crimson Tide's 10th try of the opening 20 minutes to push the advantage to 40-33. Stewart Jr. rattled home two free throws to bring the halftime score to 40-35.

• Alabama kept its momentum through halftime and took its largest lead at 49-38 on a Primo layup with 17:32 remaining.

• Mississippi State dug deep and got back within a single possession, 54-51, as Deivon Smith buried a left wing three-pointer at the 13:35 mark. Stewart Jr. and Tolu Smith also provided two baskets each.

• The Crimson Tide was able to regain a nine-point edge, 60-51, on a Jaden Shackelford bucket with 10:30 on the clock.

• The Bulldogs had one final push as Molinar found Stewart Jr. for a trifecta at the top of the key, and Cameron Matthews secured a layup off an offensive rebound to pull State within 76-73 inside the final minute.

• Alabama salted the game away on a late shot clock three-pointer from the reigning SEC Player of the Week, John Petty Jr. with 31.3 seconds on the clock. Primo put the finishing touches on the eight-point decision with a dunk during the closing seconds.

Official Basketball Box Score - Final Mississippi St. vs Alabama

Game Time: 5:00 PM
Game Duration: 1:53

Mississippi St. - 73 • 9-7 (4-4)

##	Player		Total FG-FGA	3-Ptr FG-FGA	FT-FTA	Rebounds Off Def Tot	PF	TP	A	TO	Blk	Stl	Min
0	Jalen Johnson	F	0-0	0-0	0-0	0 0 0	1	0	0	1	0	0	04:08
24	Abdul Ado	F	3-3	0-0	0-0	0 1 1	0	6	0	0	3	1	31:32
35	Tolu Smith	F	4-6	0-0	0-0	4 5 9	3	8	2	4	0	3	31:52
1	Iverson Molinar	G	5-19	1-4	8-8	0 2 2	0	19	1	1	0	3	34:58
3	D.J. Stewart Jr.	G	9-21	2-6	7-7	0 3 3	2	27	2	3	1	4	33:02
4	Cameron Matthews		3-6	0-2	0-0	2 5 7	1	6	0	2	0	2	32:02
2	Javian Davis		1-2	0-0	0-2	2 2 4	1	2	0	0	1	0	13:16
5	Deivon Smith		2-4	1-2	0-0	1 1 2	3	5	2	3	0	0	15:50
32	Quinten Post		0-0	0-0	0-0	0 1 1	1	0	1	0	0	0	03:20
Team						2 5 7				1			
Totals			27-61	4-14	15-17	11 25 36	12	73	7	16	5	13	200:00

FG % 1st: 16-30 53.3% 2nd: 11-31 35.5% Game: 27-61 44.3%
3PT % 1st: 1-4 25.0% 2nd: 3-10 30.0% Game: 4-14 28.6%
FT % 1st: 2-4 50.0% 2nd: 13-13 100.0% Game: 15-17 88.2%

DeadBall Rebounds 1, 0

Alabama - 81 • 13-3 (8-0)

##	Player		Total FG-FGA	3-Ptr FG-FGA	FT-FTA	Rebounds Off Def Tot	PF	TP	A	TO	Blk	Stl	Min
3	Alex Reese	F	4-8	1-5	2-2	0 4 4	2	11	1	3	0	0	27:48
1	Herbert Jones	G	5-8	2-4	5-7	1 4 5	1	17	7	3	3	4	36:44
5	Jaden Shackelford	G	5-11	2-5	0-0	2 2 4	0	12	3	3	0	2	28:56
11	Joshua Primo	G	6-9	4-5	0-0	1 2 3	4	16	0	1	0	0	22:17
23	John Petty Jr.	G	4-12	4-10	0-0	1 2 3	2	12	2	1	1	2	32:08
4	Juwan Gary		0-2	0-0	2-2	0 0 0	1	2	1	0	0	0	05:51
13	Jahvon Quinerly		1-7	0-3	2-2	1 2 3	1	4	5	2	0	1	23:08
14	Keon Ellis		1-2	1-2	0-0	1 3 4	1	3	2	1	2	3	13:09
22	Keon Ambrose-Hylton		2-2	0-0	0-0	0 3 3	0	4	0	0	0	1	09:59
Team						1 2 3				1			
Totals			28-61	14-34	11-13	8 24 32	12	81	21	15	6	13	200:00

FG % 1st: 14-31 45.2% 2nd: 14-30 46.7% Game: 28-61 45.9%
3PT % 1st: 9-19 47.4% 2nd: 5-15 33.3% Game: 14-34 41.2%
FT % 1st: 3-4 75.0% 2nd: 8-9 88.9% Game: 11-13 84.6%

DeadBall Rebounds 2, 0

Officials: Terry Wymer, Todd Austin, Owen Shortt
Technical fouls: Mississippi St. - NONE; Alabama - NONE
Attendance: 2055

Score by periods	1st	2nd	Total
Mississippi St.	35	38	73
Alabama	40	41	81

	In	Off	2nd	Fast	
Points	Paint	T/O	Chance	Break	Bench
MSU	38	18	8	8	13
Bama	26	18	7	16	13

Last FG - MSU 2nd 0:58, Bama 2nd - 0:04.
Largest lead - MSU by 6 1st - 12:27, Bama by 11 2nd - 17:32
MSU led for 8:29, Bama led for 27:42, Game was tied for 03:49

Score tied - 5 times.
Lead changed - 13 times.

MISSISSIPPI STATE • SEC STANDINGS/LEADERS • NET RANKINGS/BREAKDOWN

2020-21 SEC STANDINGS • 01/26

TEAM	SEC	PCT.	OVERALL	PCT.
Alabama	8-0	1.000	13-3	.813
Missouri	4-2	.667	10-2	.833
Florida	5-3	.625	8-4	.667
LSU	5-3	.625	10-4	.714
Tennessee	4-3	.571	10-3	.769
Kentucky	4-3	.571	5-9	.357
Mississippi State	4-4	.500	9-7	.563
Arkansas	4-4	.500	12-4	.750
Ole Miss	3-4	.429	8-6	.571
Auburn	3-5	.375	9-7	.563
Georgia	2-5	.286	9-5	.643
Texas A&M	2-5	.286	7-6	.539
South Carolina	1-3	.250	3-5	.375
Vanderbilt	0-5	.000	4-7	.364

SATURDAY, JANUARY 23

No 18 Alabama 81, Mississippi State 73

No. 19 Missouri 73, No. 6 Tennessee 64

Arkansas 92, Vanderbilt 71

Auburn 109, South Carolina 86

Florida 92, Georgia 84

Kentucky 82, LSU 69

Ole Miss 61, Texas A&M 50

TUESDAY, JANUARY 26

Mississippi State at No. 18 Tennessee [SECN] 6 p.m.

Kentucky at No. 9 Alabama [ESPN] 6 p.m.

No. 12 Missouri at Auburn [ESPN2] 8 p.m.

LSU at Texas A&M [SECN] 8 p.m.

WEDNESDAY, JANUARY 27

Vanderbilt at Florida [SECN] 5:30 p.m.

Ole Miss at Arkansas [SECN] 7:30 p.m.

Georgia at South Carolina [ESPNU] 8 p.m.

SATURDAY, JANUARY 30

No. 9 Alabama at No. 24 Oklahoma [ESPN2] 11 a.m.

Texas A&M at Kansas State [ESPNU] 11 a.m.

No. 10 Texas Tech at LSU [ESPN/ESPN2] 1 p.m.

Florida at No. 11 West Virginia [ESPN/ESPN2] 1 p.m.

TCU at No. 12 Missouri [ESPNU] 1 p.m.

Auburn at No. 2 Baylor [ESPN] 3 p.m.

Arkansas at Oklahoma State [ESPN2] 3 p.m.

Iowa State at Mississippi State [ESPN2] 5 p.m.

Ole Miss at Georgia [SECN] 5 p.m.

No. 15 Kansas at No. 18 Tennessee [ESPN] 5 p.m.

No. 5 Texas at Kentucky [ESPN] 7 p.m.

South Carolina at Vanderbilt [SECN] 7:30 p.m.

TUESDAY, FEBRUARY 2

No. 18 Tennessee at Ole Miss [ESPN/ESPN2/ESPNU] 6 p.m.

Georgia at Auburn [SECN] 6 p.m.

Mississippi State at Arkansas [SECN] 8 p.m.

Kentucky at No. 12 Missouri [ESPN/ESPN2] 8 p.m.

WEDNESDAY, FEBRUARY 3

South Carolina at Florida [SECN] 5:30 p.m.

LSU at No. 9 Alabama [ESPN2/ESPNU] 6 p.m.

Vanderbilt at Texas A&M [SECN] 7:30 p.m.

SATURDAY, FEBRUARY 6

Vanderbilt at Georgia [SECN] 12 p.m.

Florida at LSU [ESPN/ESPN2] 1 p.m.

Mississippi State at South Carolina [SECN] 2:30 p.m.

Ole Miss at Auburn [ESPN2] 3 p.m.

Texas A&M at Arkansas [SECN] 5 p.m.

No. 18 Tennessee at Kentucky [ESPN] 7 p.m.

No. 9 Alabama at No. 12 Missouri [SECN] 7:30 p.m.

[ESPN/ESPN2/ESPNU/SECN] - ESPN Family • Watch ESPN App
[CBS] - CBS • [CBS-SN] - CBS College Sports Network • Cable Channel

NET RANKING • 2020-21

92 • 01/25/2021

NET WIN AVG • 167

NET LOSS AVG • 77

STRENGTH OF SCHEDULE • 104

NON-CONFERENCE SOS • 78

Record vs. NET 1-25

1-1

Home

1-0

Away

0-1

Neutral

0-0

Record vs. NET 26-50

1-0

Home

1-0

Away

0-0

Neutral

0-0

Record vs. NET 51-100

1-4

Home

1-2

Away

0-0

Neutral

0-2

Record vs. NET 101-200

3-2

Home

1-1

Away

2-0

Neutral

0-1

Record vs. NET 201 +

3-0

Home

3-0

Away

0-0

Neutral

0-0

OPPONENT NET

NON-CONFERENCE [SITE]

RANK

SCORE

11/25 • Clemson [N]

53

L • 53-42

11/26 • Liberty [N]

87

L • 84-73

11/30 • Texas State [H]

138

W • 68-51

12/04 • North Texas [H]

97

W • 69-63

12/08 • Jackson State [H]

303

W • 82-59

12/12 • Dayton [N]

106

L • 85-82 • 2 OT

12/16 • Central Arkansas [H]

284

W • 81-65

12/21 • Mississippi Valley State [H]

347

W • 87-48

01/30 • Iowa State [H]

199

SCHEDULE NOTE

Mississippi State had games originally scheduled at Minnesota [41] on 12/16 and versus Utah State [51] in Panama City Beach on 12/21.

MISSISSIPPI STATE • 2020-21 SEC RANKINGS & LEADERS • AS OF 01/26

CATEGORY

AVG

ALL • SEC

Points

71.8 • 70.5

11th • 10th

OPP Points

67.1 • 70.6

5th • 7th

Scoring Margin

+4.7 • -0.1

8th • 9th

FG Percentage

45.9 • 45.3

4th • 6th

OPP FG Percentage

41.2 • 42.9

6th • 4th

3-PT Percentage

36.7 • 36.2

2nd • 3rd

OPP 3-PT Percentage

35.8 • 37.6

14th • 13th

3-PT FG Made

5.5 • 4.8

13th • 14th

FT Percentage

63.6 • 70.2

13th • 9th

Rebounds

39.4 • 38.1

3rd • 4th

OPP Rebounds

30.9 • 32.9

1st • 1st

Rebounding Margin

+8.6 • +5.3

1st • 1st

Offensive Rebounds

12.9 • 11.5

4th • 9th

Offensive Rebounds Percentage

37.1 • 33.3

1st • 5th

Defensive Rebounds

26.5 • 26.6

6th • 2nd

Defensive Rebounds Percentage

74.8 • 72.9

2nd • 2nd

Assists

12.5 • 12.0

T-10th • T-9th

Assist/Turnover Ratio

0.9 • 0.9

8th • 9th

Turnover Margin

-1.3 • -1.4

10th • 9th

Steals

6.6 • 7.8

11th • 5th

Blocks

4.8 • 5.5

6th • 4th

ABDUL ADO

CATEGORY

ALL • SEC

ALL • SEC

Blocks

2.1 • 2.6

3rd • 4th

Rebounds

6.3 • 6.5

12th • T-9th

Offensive Rebounds

2.3 • 2.3

14th • T-11th

Defensive Rebounds

4.1 • 4.3

15th • T-12th

Minutes

33.1

NR • 10th

QUADRANT 1 • H (1-30) • N (1-50) • A (1-75)

Overall: 2-1 • Home: 2-0 • Away: 0-1 • Neutral: 0-0

Remaining Quad 1 Games: 5 (1 Home • 4 Away)

QUADRANT 2 • H (31-75) • N (51-100) • A (76-135)

Overall: 1-3 • Home: 0-1 • Away: 1-0 • Neutral: 0-2

Remaining Quad 2 Games: 2 (1 Home • 1 Away)

QUADRANT 3 • H (76-160) • N (101-200) • A (136-240)

Overall: 3-3 • Home: 2-2 • Away: 1-0 • Neutral: 0-1

Remaining Quad 3 Games: 2 (1 Home • 1 Away)

QUADRANT 4 • H (161+) • N (201+) • A (241+)

Overall: 3-0 • Home: 3-0 • Away: 0-0 • Neutral: 0-0

Remaining Quad 4 Games: 2 (2 Home • 0 Away)

ADDITIONAL METRICS • 01/25/2021

ESPN.com BPI • ESPN Strength of Record 66 • 109

KenPom.com • Jeff Sagarin 81 • 83

OPPONENT NET

SEC RANK SCORE

12/30 • Georgia [A] 101 W • 83-73

01/02 • Kentucky [H] 82 L • 78-73 • 2 OT

01/05 • Missouri [H] 23 W • 78-63

01/09 • Vanderbilt [A] 185 W • 84-81

01/13 • Texas A&M [H] 138 L • 56-55

01/16 • Florida [H] 26 W • 72-69

01/19 • Ole Miss [H] 65 L • 66-48

01/23 • Alabama [A] 9 L • 81-73

01/26 • Tennessee [H] 11

02/02 • Arkansas [A] 33

02/06 • South Carolina [A] 110

02/10 • LSU [H] 35

02/13 • Vanderbilt [H] 185

02/16 • Auburn [A] 64

02/20 • Ole Miss [A] 65

02/24 • South Carolina [H] 110

02/27 • Alabama [H] 9

03/03 • Texas A&M [A] 13

ASSOCIATED PRESS TOP 25 • WEEK 10 • 01/25/2021

RANK	TEAM	RECORD	PTS	PR
1	Gonzaga (61)	15-0	1597	1
2	Baylor (3)	14-0	1539	2
3	Villanova	10-1	1459	3
4	Michigan	13-1	1376	7
5	Texas	11-2	1341	5
6	Houston	13-1	1281	8
7	Iowa	12-3	1214	4
8	Virginia	10-2	1067	13
9	Alabama	13-3	1039	18
10	Texas Tech	11-4	954	12
11	West Virginia	10-4	869	14
12	Missouri	10-2	833	19
13	Ohio State	12-4	810	15
14	Wisconsin	12-4	757	10
15	Kansas	10-5	665	9
16	Florida State	9-2	656	RV
17	Creighton	11-4	640	11
18	Tennessee	10-3	638	6
19	Illinois	10-5	415	22
20	Virginia Tech	11-3	242	16
21	Minnesota	11-5	223	17
22	Saint Louis	7-1	218	25
23	UCLA	12-3	157	24
24	Oklahoma	9-4	151	RV
25	Louisville	10-3	117	RV

RECEIVING VOTES

Boise State 108, Drake 75, Colorado 59, Southern Cal • USC 50, Oregon 49, Oklahoma State 49, **Florida 37**, Connecticut • UConn 20, Winthrop 16, Xavier • Ohio 14, Loyola • Chicago 12, Purdue 11, Brigham Young • BYU 11, Belmont 9, **Clemson 8**, St. Bonaventure 6, Toledo 4, Arizona 4.

DROPPED FROM RANKINGS

No. 20 Clemson • No. 21 Oregon • No. 23 Connecticut • UConn

THE VOTERS

NR • Bob Ballou • KEYE-TV • Austin
 NR • Chris Basnett • Lincoln Journal Star
 NR • Mark Berman • Roanoke Times
 NR • Sam Blum • Dallas Morning News
 NR • Dave Borges • New Haven Register
 NR • Jeff Borzello • ESPN
 NR • Rick Bozich • WDRB-TV • Louisville
 NR • Kevin Brockway • Gainesville Sun
 NR • Lauren Brownlow • WRAL-TV • Durham
 NR • Joe Buettner • Norman Transcript
 NR • Jeff Call • Salt Lake City Deseret News
 NR • Jerry Carino • Gannett • New Jersey
 NR • David Cloninger • The State Columbia
 NR • Clayton Collier • WATN-TV • Memphis
 NR • James Crepea • The Oregonian
 NR • Seth Davis • CBS/Sports Illustrated
 NR • Luke DeCock • Raleigh News & Observer
 NR • Donna Ditota • Syracuse Post-Standard
 NR • Doug Doughty • Roanoke Times
 NR • Jack Ebling • WSYM-TV • Lansing
 NR • Wayne Epps • Richmond Times
 NR • John Feinstein • National Public Radio • Washington DC
 NR • Marcus Fuller • St. Paul Pioneer Press
 NR • Geoff Grammer • Albuquerque Journal
 NR • Adam Grosbard • Orange County Register
 NR • Jordan Hansen • Missoulian • Montana
 NR • Steve Hewitt • Boston Herald
 NR • Brian Holland • WVLA-TV • Baton Rouge
 NR • Bob Holt • Arkansas Democrat-Gazette
 NR • Donald Hunt • Philadelphia Tribune
 NR • Cecil Hurt • Tuscaloosa News
 NR • David Jablonski • Dayton Daily News
 NR • Justin Jackson • Morgantown Dominion Post
 NR • Ethan Joyce • Winston-Salem Journal
 NR • Joe Juliano • Philadelphia Inquirer

THE VOTERS

NR • Lauren Kirschman • Seattle News Tribune
 NR • Paul Klee • Denver Gazette
 NR • Zach Klein • WSB-TV • Atlanta
 NR • Chad Leistikow • Des Moines Register
 NR • Dave Matter • St. Louis Post-Dispatch
 NR • Brian McInnis • Honolulu Star-Advertiser
 NR • Kevin McNamara • Providence Journal
 NR • Stephen Means • Cleveland.com
 NR • Craig Meyer • Pittsburgh Post-Gazette
 NR • Sheldon Mickles • Baton Rouge Advocate
 NR • Chris Murray • Reno Gazette Journal
 NR • Matt Murschel • Orlando Sentinel
 NR • Jesse Newell • Kansas City Star
 NR • Bruce Pascoe • Arizona Daily Star
 NR • Dave Preston • WTOP-FM • Washington DC
 NR • Troy Provost-Heron • Knoxville Daily Times
 NR • Jeff Rabjohns • 247Sports • Indianapolis
 NR • B.J. Rains • Idaho Press-Tribune
 NR • Scott Richey • Champaign News-Gazette
 NR • Jon Rothstein • CBS & Sports Illustrated
 NR • Shannon Ryan • Chicago Tribune
 NR • Ben Steele • Milwaukee Journal Sentinel
 NR • Nick Suss • Jackson Clarion Ledger
 NR • Edgar Thompson • Orlando Sentinel
 NR • Dick Vitale • ESPN
 NR • Josh Vitale • Montgomery Advertiser
 NR • Ken Weinman • WJZ-FM • Baltimore
 NR • John Werner • Waco Tribune-Herald
 NR • Jon Wilner • San Jose Mercury News
 NR • Scott Wolf • Los Angeles Daily News

TRACKING THE BULLDOGS • ASSOCIATED PRESS TOP 25 POLL

WEEK	DATE	RANK	POINTS
PRE	11/09	-	0
2	11/30	-	0
3	12/07	-	0
4	12/14	-	0
5	12/21	-	0
6	12/28	-	0
7	01/04	-	0
8	01/11	-	0
9	01/18	-	0
10	01/25	-	0
11	02/01		
12	02/08		
13	02/15		
14	02/22		
15	03/01		
16	03/08		
FINAL	03/15		

TRACKING THE BULLDOGS • USA TODAY COACHES TOP 25 POLL

WEEK	DATE	RANK	POINTS
PRE	11/12	-	0
2	11/30	No Poll	
3	12/07	-	0
4	12/14	-	0
5	12/21	-	0
6	12/28	-	0
7	01/04	-	0
8	01/11	-	0
9	01/18	-	0
10	01/25	-	0
11	02/01		
12	02/08		
13	02/15		
14	02/22		
15	03/01		
16	03/08		
17	03/15		
FINAL	04/06		

USA TODAY/COACHES TOP 25 • WEEK 10 • 01/25/2021

RANK	TEAM	RECORD	PTS	PR
1	Gonzaga (29)	14-0	797	1
2	Baylor (3)	12-0	771	2
3	Villanova	8-1	722	3
4	Michigan	11-1	599	7
5	Texas	10-2	703	5
6	Houston	11-1	496	8
7	Iowa	12-2	586	4
8	Alabama	11-3	114	16
	Virginia	9-2	147	12
10	Texas Tech	11-4	255	13
11	West Virginia	9-4	272	15
12	Missouri	8-2	243	19
13	Wisconsin	11-3	555	10
14	Creighton	10-3	597	11
15	Ohio State	11-3	234	18
16	Florida State	7-2	85	25
17	Tennessee	10-1	535	6
18	Kansas	10-3	587	9
19	Virginia Tech	11-2	162	14
20	Minnesota	11-4	166	17
21	UCLA	11-2	148	20
22	Illinois	9-5	347	24
23	Louisville	10-3	88	RV
24	Saint Louis	7-1	73	RV
25	Oregon	9-2	205	21

RECEIVING VOTES

Oklahoma 65, Boise State 60, Southern Cal • USC 51, Colorado 40, Oklahoma State 37, Xavier • Ohio 22, Loyola • Chicago 21, Drake 17, **Clemson 15**, **Florida 14**, Purdue 7, Connecticut • UConn 5, **Arkansas 4**, St. Bonaventure 3, Michigan State 3, San Diego State 3, Winthrop 1.

DROPPED FROM RANKINGS

No. 22 Clemson • No. 23 Colorado

THE VOTERS

Randy Bennett • Saint Mary's
 Jim Boeheim • Syracuse
 Glenn Braica • St. Francis Brooklyn
 Scott Drew • Baylor
 Matt Driscoll • North Florida
 Baker Dunleavy • Quinnipiac
 John Gallagher • Hartford
 Michael Huger • Bowling Green
 Ron Hunter • Tulane
 George Ivory • Arkansas-Pine Bluff
 Ben Jacobson • Northern Iowa
 Chris Jans • New Mexico State
 Rob Jeter • Western Illinois
 James Jones • Yale
 Greg Kampe • Oakland
 Shantay Legans • Eastern Washington
 Grant McCasland • North Texas
 Mike McConathy • Northwestern State
 Robert McCullum • Florida A&M
 Greg McDermott • Creighton
 Matt McMahon • Murray State
 Wes Miller • UNC Greensboro
 Dan Monson • Long Beach State
 Chris Mooney • Richmond
 Nate Oats • Alabama
 T.J. Otzelberger • UNLV
 Matt Painter • Purdue
 Brett Reed • Lehigh
 Tubby Smith • High Point
 Zach Spiker • Drexel
 Wayne Tinkle • Oregon State
 Darrell Walker • Arkansas State

MISSISSIPPI STATE RECORD BREAKDOWN

	OVR	SEC	BH
At Home	7-3	2-3	74-22
On Road	2-1	2-1	19-37
At Neutral Sites	0-3	0-0	14-15
Day Games	2-1	2-0	33-23
Night Games (At/After 5 p.m. local time)	7-6	2-4	74-51
Overtime Games	0-2	0-1	1-7
Games Decided by 10 Pts or Less	4-4	3-3	47-48
Games Decided by 5 Pts or Less	2-3	2-2	22-28
Games Following a Loss	4-2	2-1	45-29
Games Following a Win	4-5	1-3	61-45
In November	1-2	0-0	26-9
In December	5-1	1-0	29-7
In January	3-4	3-4	20-28
In February	0-0	0-0	22-19
In March	0-0	0-0	10-11

SCORING	OVR	SEC	BH
Mississippi State Leads at Halftime	8-4	3-2	81-13
Mississippi State Trails at Halftime	1-3	1-2	21-60
Tied at Halftime	0-0	0-0	5-1
Mississippi State Scores Less Than 60	0-3	0-2	1-20
Mississippi State Scores 60-69	2-0	0-0	23-20
Mississippi State Scores 70-79	2-3	2-2	36-25
Mississippi State Scores 80-89	5-1	2-0	31-8
Mississippi State Scores 90+	0-0	0-0	16-1
Opponent Scores Less Than 60	3-2	0-1	39-4
Opponent Scores 60-69	4-1	2-1	34-13
Opponent Scores 70-79	1-1	1-1	26-21
Opponent Scores 80-89	1-3	1-1	8-30
Opponent Scores 90+	0-0	0-0	0-6

REBOUNDING	OVR	SEC	BH
Mississippi State Out-Rebounds Opponent	9-5	4-2	77-31
Opponent Out-Rebounds Mississippi State	0-2	0-2	24-43
Equal Rebounds	0-0	0-0	6-0
Mississippi State Has 40+	6-2	2-1	39-16
Mississippi State Has Fewer Than 40	3-5	1-3	68-58

FIELD GOALS	OVR	SEC	BH
Mississippi State Has Higher FG%	9-1	4-0	93-19
Mississippi State Has Lower FG%	0-6	0-4	13-54
Equal Field Goal Percentage	0-0	0-0	1-1
Mississippi State Shoots Higher Than 40%	9-4	4-2	102-40
Mississippi State Shoots Lower Than 40%	0-3	0-2	5-34
Opponent Shoots Higher Than 40%	3-6	3-4	57-63
Opponent Shoots Lower Than 40%	6-1	1-0	50-11
Mississippi State Shoots Higher Than 50%	2-1	1-0	54-7
Opponent Shoots Higher Than 50%	0-2	0-0	8-21

FREE THROWS	OVR	SEC	BH
Mississippi State Attempts More FTs	7-6	3-4	75-21
Mississippi State Attempts Fewer FTs	1-1	0-0	28-53
Equal Free Throw Attempts	1-0	1-0	4-0
Mississippi State Makes More FTs	6-3	3-2	70-18
Mississippi State Makes Fewer FTs	2-4	1-2	34-54
Equal Free Throw Makes	1-0	0-0	3-2
Mississippi State Makes 15 or more FTs	4-3	2-2	52-22
Mississippi State Makes 20 or more FTs	1-0	0-0	18-3
Mississippi State Makes 25 or more FTs	0-0	0-0	8-1

O - OVERALL SEC - SEC BH - BEN HOWLAND ERA

ALL GAMES

SCORE BY PERIOD	1	2	OT	OT2	TOTAL
Mississippi State	523	595	15	15	1148
Opponents	477	558	15	23	1073

SEC GAMES

SCORE BY PERIOD	1	2	OT	OT2	TOTAL
Mississippi State	260	292	7	5	564
Opponents	252	296	7	10	565

MISSISSIPPI STATE PERFORMANCE LIST

DOUBLE-FIGURE SCORING	20-21	MSU CAREER
D.J. Stewart Jr.	15 • 9-6	29 • 20-9
Abdul Ado	2 • 1-1	22 • 13-9
Iverson Molinar	12 • 8-4	17 • 13-4
Tolu Smith	12 • 8-4	12 • 8-4
Jalen Johnson	6 • 5-1	6 • 5-1
Deivon Smith	2 • 1-1	2 • 1-1
Javian Davis	1 • 1-0	1 • 1-0
Quinten Post	1 • 1-0	1 • 1-0

10+ REBOUNDS	20-21	MSU CAREER
Abdul Ado	-	11 • 5-6
Tolu Smith	6 • 4-2	6 • 4-2

DOUBLE-DOUBLES	20-21	MSU CAREER
Abdul Ado	-	5 • 2-3
Tolu Smith	5 • 4-1	5 • 4-1

30+ SCORING	20-21	CAREER
D.J. Stewart Jr.	1 • 0-1	1 • 0-1

20+ SCORING	20-21	CAREER
Iverson Molinar	5 • 4-1	6 • 5-1
D.J. Stewart Jr.	5 • 2-3	6 • 3-3
Tolu Smith	2 • 1-1	2 • 1-1

5+ ASSISTS	20-21	CAREER
Iverson Molinar	3 • 1-2	5 • 3-2
D.J. Stewart Jr.	1 • 1-0	2 • 1-1
Cameron Matthews	1 • 1-0	1 • 1-0

5+ BLOCKS	20-21	CAREER
Abdul Ado	1 • 1-0	6 • 5-1

5+ STEALS	20-21	CAREER
-----------	-------	--------

MISSISSIPPI STATE RECORD BY STARTING LINEUP

1. Molinar • Stewart Jr. • Johnson • T. Smith • Ado	6-4
2. Molinar • Stewart Jr. • Matthews • T. Smith • Ado	2-1
3. D. Smith • Stewart Jr. • Matthews • T. Smith • Ado	1-2

GAMES AS LEADING SCORER	20-21	CAREER
D.J. Stewart Jr.	10 • 4-6	11 • 5-6
Iverson Molinar	5 • 4-1	6 • 5-1
Tolu Smith	3 • 1-2	3 • 1-2
Abdul Ado	-	2 • 2-0

• Stewart Jr. and T. Smith each had 12 PTS vs. Clemson • Stewart Jr. and T. Smith 20 PTS vs. Liberty

GAMES AS LEADING REBOUNDER	20-21	CAREER
Abdul Ado	5 • 3-2	27 • 18-9
Tolu Smith	12 • 6-6	12 • 6-6
Javian Davis	2 • 1-1	2 • 1-1
Iverson Molinar	1 • 1-0	1 • 1-0
D.J. Stewart Jr.	-	1 • 0-1

• Ado, Davis and Tolu Smith each had 7 REB vs. Dayton • Ado, Molinar and Tolu Smith each had 8 REB at Vanderbilt

LARGEST LEADS • DEFICITS • RUNS

	MSU LEAD	OPP LEAD	LARGEST MSU RUN
vs. Clemson	7	16	7-0 • 2x
vs. Liberty	4	13	7-0
Texas State	23	5	8-0
North Texas	13	-	11-0
Jackson State	30	5	16-0
vs. Dayton	8	6	7-0
Central Arkansas	19	-	8-0
Mississippi Valley State	39	2	11-0
at Georgia [SEC]	20	-	10-0
Kentucky [SEC]	9	8	8-0
No. 13 Missouri [SEC]	15	14	15-0
at Vanderbilt [SEC]	11	7	8-0
Texas A&M [SEC]	13	4	7-0
Florida [SEC]	11	4	12-0
Ole Miss [SEC]	4	20	7-0
at No. 18 Alabama [SEC]	6	11	7-0

GAME-BY-GAME COMPARISON • MISSISSIPPI STATE/OPPONENT

DATE • OPPONENT	1ST	2ND • OT	SCORE • MARGIN	FGM-FGA	FG PCT	3PT	FT	REB • MARGIN	ASST	TO	BLK	STL	FOULS
11/25 • vs. Clemson	19-26	23-27	53-42 • -11	15-50 • 19-54	30.0 • 35.2	4-13 • 5-25	8-27 • 10-15	42-37 • +5	6/13	19/14	2/2	7/5	20/21
11/26 • vs. Liberty	41-40	32-44	84-73 • -11	27-47 • 28-53	57.4 • 52.8	4-10 • 19-39	15-19 • 9-14	29-19 • +10	17/22	13/7	4/3	3/3	16/17
11/30 • Texas State	26-24	42-27	68-51 • +17	25-58 • 17-53	43.1 • 32.1	9-23 • 4-15	9-12 • 13-18	46-27 • +19	17/7	15/7	7/2	2/6	20/14
12/04 • North Texas	29-20	40-43	69-63 • +6	26-54 • 20-56	48.1 • 35.7	1-10 • 7-23	16-22 • 16-20	38-34 • +4	6/11	10/9	7/0	4/2	21/18
12/08 • Jackson State	34-30	48-29	82-59 • +23	27-61 • 19-52	44.3 • 36.5	8-18 • 10-24	20-33 • 11-14	50-25 • +25	15/12	14/18	4/3	6/6	15/27
12/12 • vs. Dayton	33-25	31-39 • 18-21	85-82 • 2 OT • -3	34-75 • 29-55	45.3 • 52.7	5-17 • 8-22	9-22 • 19-26	33-32 • +1	13/18	14/17	2/4	8/5	21/16
12/16 • Central Arkansas	39-35	42-30	81-65 • +16	29-61 • 24-61	47.5 • 39.3	10-21 • 7-18	13-19 • 10-12	41-33 • +8	11/14	11/11	5/3	4/6	13/16
12/21 • Mississippi Valley State	42-25	45-23	87-48 • +39	33-59 • 17-55	55.9 • 30.9	9-23 • 10-39	12-22 • 4-5	47-24 • +23	19/11	13/16	2/1	9/5	13/19
12/30 • at Georgia [SEC]	41-27	42-46	83-73 • +10	29-66 • 26-65	43.9 • 40.0	12-27 • 9-25	13-18 • 12-18	42-41 • +1	16/16	12/15	7/2	8/4	17/17
01/02 • Kentucky [SEC]	35-30	26-31 • 12-17	78-73 • -5	26-69 • 32-77	37.7 • 41.6	5-15 • 11-21	16-23 • 3-8	48-46 • -2	17/18	16/18	7/10	10/10	14/17
01/05 • No. 13 Missouri [SEC]	27-39	51-24	78-63 • +15	28-54 • 26-58	51.9 • 44.8	3-6 • 5-18	19-21 • 6-6	37-22 • +15	11/15	11/8	5/3	6/6	10/19
01/09 • at Vanderbilt [SEC]	36-35	48-46	84-81 • +3	31-51 • 25-60	60.8 • 41.7	4-7 • 15-33	18-28 • 16-21	34-30 • +4	9/19	12/10	3/2	7/4	19/19
01/13 • Texas A&M [SEC]	33-23	22-33	56-55 • -1	22-51 • 23-53	43.1 • 43.4	5-14 • 3-10	6-10 • 7-9	32-27 • +5	11/8	15/11	6/3	6/7	13/11
01/16 • Florida [SEC]	32-29	40-40	72-69 • +3	29-60 • 25-61	48.3 • 41.0	1-8 • 5-19	13-24 • 14-16	47-26 • +21	14/11	15/11	6/7	6/5	15/17
01/19 • Ole Miss [SEC]	21-29	25-35	64-46 • -16	18-52 • 26-57	34.6 • 45.6	4-14 • 5-18	6-10 • 7-8	37-31 • -6	12/10	12/10	5/5	6/10	9/12
01/23 • at [18] Alabama [SEC]	35-40	38-41	81-73 • -8	27-61 • 28-61	44.3 • 45.9	4-14 • 14-34	15-17 • 11-13	36-32 • +4	7/21	16/15	5/6	13/13	12/12

BREAKDOWN • LINEUP COMBOS • MARGIN OF VICTORY • FG PERCENTAGE • LEADING/TRAILING/TIED AT HALFTIME

LINEUP COMBINATIONS

GAMES	RECORD	STARTING FIVE (G-G-G-F-F)	GAMES	RECORD	STARTING FIVE (G-G-G-F-F)
1-3	1-2	D. Smith • Stewart Jr. • Matthews • T. Smith • Ado	4-6	2-1	Molinar • Stewart Jr. • Matthews • T. Smith • Ado
7-16	6-4	Molinar • Stewart Jr. • Johnson • T. Smith • Ado			

WINS • 9

+3 (2x • at VANDY • UF) • +6 (UNT) • +10 (at UGA) • +15 (#13 MIZZOU) • +16 (UCA) • +17 (TXST) • +23 (JSU) • +39 (MVST) •

LOSSES • 7

-1 (A&M) • -3 (vs. DAY) • -5 (UK) • -8 (at #18 BAMA) • -11 (2x • vs. Clem • vs. LIB) • -16 (OM) •

MISSISSIPPI STATE FROM THE FIELD

30-39% FG: vs. CLEM (30.0) • UK (37.7) • OM (34.6) •

40-49% FG: TXST (43.1) • UNT (48.1) • JSU (44.3) • vs. DAY (45.3) • UCA (47.5) • at UGA (43.9) • A&M (43.1) • UF (48.3) • at #18 BAMA (44.3) •

50-59% FG: vs. LIB (57.4) • MVST (55.9) • #13 MIZZOU (51.9) •

60% + FG: at VANDY (60.8) •

OPPONENTS FROM THE FIELD

30% - FG:

30-39% FG: vs. CLEM (35.2) • TXST (32.1) • UNT (35.7) • JSU (36.5) • UCA (39.3) • MVST (30.9) •

40-49% FG: at UGA (40.0) • UK (41.6) • #13 MIZZOU (44.8) • at VANDY (41.7) • A&M (43.4) • UF (41.0) • OM (45.6) • at #18 BAMA (45.9) •

50-59% FG: vs. LIB (52.8) • vs. DAY (52.7) •

60% + FG:

LEADING AT THE BREAK • 12 • 8-4

vs. LIB (+1 • L) • TXST (+2 • W) • UNT (+9 • W) • JSU (+4 • W) • vs. DAY (-3 • L) • UCA (+4 • W) • MVST (+17 • W) • UK (+5 • L) • at VANDY (+1 • W) • A&M (+10 • L) • UF (+3 • W) •

TRAILING AT THE BREAK • 4 • 1-3

vs. CLEM (-7 • L) • #13 MIZZOU (-12 • W) • OM (-8 • L) • at #18 BAMA (-5 • L) •

TIED AT THE BREAK • 0 • 0-0

SPECIALITY STATISTICS • MISSISSIPPI STATE-OPPONENT

OPPONENT	POINTS IN THE PAINT	POINTS OFF TURNOVERS	SECOND CHANCE POINTS	FAST BREAK POINTS	BENCH POINTS
11/25 • vs. Clemson	20-16	14-22	12-4	7-4	8-26
11/26 • vs. Liberty	42-18	8-13	8-4	12-0	7-23
11/30 • Texas State	30-18	17-14	15-6	6-12	24-18
12/04 • North Texas	44-22	10-10	12-13	13-1	20-18
12/08 • Jackson State	32-12	19-19	17-0	12-10	25-16
12/12 • vs. Dayton	46-34	18-20	13-2	14-13	10-5
12/16 • Central Arkansas	32-32	11-16	19-8	15-15	19-30
12/21 • Mississippi Valley State	38-6	19-3	17-2	28-7	27-3
12/30 • at Georgia [SEC]	26-30	22-9	13-5	13-9	17-21
01/02 • Kentucky [SEC]	24-30	19-17	10-18	11-11	11-33
01/05 • No. 13 Missouri [SEC]	36-38	19-15	17-4	9-14	10-11
01/09 • at Vanderbilt [SEC]	42-18	13-16	8-0	10-5	8-24
01/13 • Texas A&M [SEC]	26-36	12-19	16-9	7-8	12-24
01/16 • Florida [SEC]	52-30	10-11	18-4	11-11	7-7
01/19 • Ole Miss [SEC]	22-30	4-11	4-13	3-9	4-13
01/23 • at No. 18 Alabama [SEC]	38-26	18-18	8-7	8-16	13-13
TOTALS	550-396	233-233	207-99	179-145	222-285

SCORING BREAKDOWN • PERCENTAGE IN PARENTHESES

OPPONENT	BACK COURT	FRONT COURT	STARTERS	BENCH
11/25 • vs. Clemson	19 • 45.2	23 • 54.8	34 • 81.0	8 • 19.0
11/26 • vs. Liberty	37 • 50.7	36 • 49.3	66 • 90.4	7 • 9.6
11/30 • Texas State	33 • 48.5	35 • 51.5	44 • 64.7	24 • 35.3
12/04 • North Texas	45 • 65.2	24 • 34.8	49 • 71.0	20 • 29.0
12/08 • Jackson State	40 • 48.8	42 • 51.2	57 • 68.5	25 • 30.5
12/12 • vs. Dayton	54 • 65.9	28 • 34.1	72 • 87.8	10 • 12.2
12/16 • Central Arkansas	49 • 60.5	32 • 39.5	62 • 76.5	19 • 23.5
12/21 • Mississippi Valley State	54 • 62.1	33 • 37.9	60 • 69.0	27 • 31.0
12/30 • at Georgia [SEC]	67 • 80.7	16 • 19.3	66 • 79.5	17 • 20.5
01/02 • Kentucky [SEC]	52 • 71.2	21 • 28.8	62 • 84.9	11 • 15.1
01/05 • No. 13 Missouri [SEC]	53 • 67.9	25 • 32.1	68 • 87.2	10 • 12.8
01/09 • at Vanderbilt	54 • 64.3	30 • 35.7	76 • 90.5	8 • 8.5
01/13 • Texas A&M [SEC]	33 • 60.0	22 • 40.0	43 • 78.2	12 • 21.8
01/16 • Florida [SEC]	32 • 44.4	40 • 55.6	65 • 90.3	7 • 9.7
01/19 • Ole Miss [SEC]	30 • 65.2	16 • 34.8	42 • 91.3	4 • 8.7
01/23 • at No. 18 Alabama [SEC]	51 • 69.9	22 • 30.1	60 • 82.2	13 • 17.8
TOTALS	705 • 61.4	443 • 38.6	926 • 80.7	222 • 19.3

SERIES HISTORY • MISSISSIPPI STATE VS. TENNESSEE

OVERALL: UT • 85-44
Last 10: UT • 7-3

H: UT • 30-29 • A: UT • 46-11 • N: UT • 9-4
H: UT • 3-2 • A: UT • 2-1 • N: UT • 2-0

GAME-BY-GAME SINCE 1999-2000

OVERALL: UT • 19-8

H: UT • 8-5 • A: UT • 8-2 • N: UT • 3-1

SEASON • DATE	SCORE	LOCATION
1999-2000 • 02/06/2000	L • 88-81	Starkville
2000-01 • 01/20/2001	L • 84-79	Knoxville
2001-02 • 01/16/2002	W • 92-91 • OT	Starkville
2002-03 • 03/05/2003	L • 59-49	Knoxville
2003-04 • 01/28/2004	W • 82-60	Starkville
2004-05 • 01/12/2005	L • 64-63	Knoxville
2005-06 • 01/25/2006	L • 88-65	Starkville
2006-07 • 01/07/2007	L • 92-84	Knoxville
2007-08 • 02/01/2008	L • 76-71	Starkville
2008-09 • 02/25/2009	L • 81-76	Knoxville
2008-09 • 03/15/2009	W • 64-61	Tampa, FL
2009-10 • 03/06/2010	L • 75-59	Starkville
2010-11 • 02/26/2011	W • 70-69	Knoxville
2011-12 • 01/01/2012	W • 62-58	Starkville
2012-13 • 01/19/2013	L • 72-57	Knoxville
2012-13 • 03/14/2013	L • 69-53	Nashville, TN
2013-14 • 02/26/2014	L • 75-68	Starkville
2014-15 • 01/07/2015	L • 61-47	Starkville
2014-15 • 02/03/2015	W • 71-66	Knoxville

UNDER BEN HOWLAND

OVERALL: UT • 6-2

H: TIED • 2-2 • A: UT • 2-0 • N: UT • 2-0

DATE	SCORE	LOCATION
2015-16 • 01/16/2016	L • 80-75	Starkville
2016-17 • 01/21/2017	L • 91-74	Knoxville
2016-17 • 02/04/2017	W • 64-59	Starkville
2017-18 • 02/27/2018	L • 76-54	Starkville
2017-18 • 03/09/2018	L • 62-59	St. Louis, MO
2018-19 • 03/05/2019	L • 71-54	Knoxville
2018-19 • 03/15/2019	L • 83-76	Nashville, TN
2019-20 • 02/01/2020	W • 86-73	Starkville
2020-21 • 01/26/2021		Knoxville

SERIES HISTORY DISCREPANCIES

GAME SCORES

SEASON • DATE	MSU	UT
1938-39 • 01/14/1939	W • 24-23	W • 25-24
1948-49 • 03/03/1949	L • 73-46	L • 73-45

NOTE – SEC Record Book has game score as 73-46 for 1949 SEC Tournament meeting.

GAME DATES

SEASON	MSU	UT
1945-46	01/16/1946	01/12/1946
1945-46	02/11/1946	02/04/1946

INSIDE THE TENNESSEE SERIES

Last MSU win • 86-73 • 02/01/2020

Last UT win • 83-76 • 03/15/2019

Current streak • MSU • 1

Longest MSU streak • 4 • 3x • Last: 01/05/1994-01/27/1996

Longest UT streak • 17 • 02/14/1939-03/03/1949

Most MSU points • 97 • 02/09/1957

Most UT points • 109 • 02/24/1975

Largest MSU win • +27 • 95-68 • 02/02/1991

Largest UT win • +33 • 82-49 • 01/08/1972

AT STARKVILLE • UT LEADS 30-29

Last MSU win • 86-73 • 02/01/2020

Last UT win • 76-54 • 02/27/2018

Current streak • MSU • 1

Longest MSU streak • 5 • 2x • Last: 02/12/1983-02/21/1987

Longest UT streak • 5 • 01/08/1943-02/02/1948

Most MSU points • 97 • 02/09/1957

Most UT points • 97 • 01/25/1975

Largest MSU win • +27 • 95-68 • 02/02/1991

Largest UT win • +26 • 93-67 • 02/12/1955

AT KNOXVILLE • UT LEADS 46-11

Last MSU win • 71-66 • 02/03/2015

Last UT win • 71-54 • 03/05/2019

Current streak • UT • 2

Longest MSU streak • 2 • 01/16/1978-01/08/1979

Longest UT streak • 13 • 02/08/1964-01/24/1977

Most MSU points • 91 • 02/10/1962

Most UT points • 109 • 02/24/1975

Largest MSU win • +24 • 91-67 • 02/10/1962

Largest UT win • +33 • 82-49 • 01/08/1972

MSU POINTS

RANK	PTS	SCORE	DATE • LOCATION
1	97	97-90	02/09/1957 • Starkville
2	95	95-68	02/02/1991 • Starkville
3	94	94-76	02/12/1992 • Starkville
4	92	92-91	01/16/2002 • Starkville
5	91	91-67	02/10/1962 • Knoxville

TENNESSEE POINTS

RANK	PTS	SCORE	DATE • LOCATION
1	109	109-83	02/24/1975 • Knoxville
2	104	104-83	02/08/1958 • Knoxville
3	97	97-87	01/25/1975 • Starkville
	97	97-81	02/13/1954 • Knoxville
5	93	93-76	02/10/1973 • Knoxville
	93	93-67	02/12/1955 • Starkville

MARGIN OF VICTORY

RANK	PTS	SCORE	DATE • LOCATION
1	27	95-68	02/02/1991 • Starkville
2	24	91-67	02/10/1962 • Knoxville
3	22	82-60	01/28/2004 • Starkville
	22	48-26	01/30/1924 • Starkville
5	18	94-76	02/12/1992 • Starkville
6	17	75-58	02/11/1956 • Knoxville
7	16	82-66	01/23/1985 • Starkville
8	15	33-18	02/29/1924 • Atlanta, GA
9	14	80-66	01/05/1994 • Starkville
10	13	86-73	02/01/2020 • Starkville

MARGIN OF DEFEAT

RANK	PTS	SCORE	DATE • LOCATION
1	33	82-49	01/08/1972 • Knoxville
2	30	80-50	01/04/1969 • Knoxville
3	29	65-36	02/01/1947 • Knoxville
4	27	73-46	03/03/1949 • Louisville, KY
5	26	109-83	02/24/1975 • Knoxville

• D.J. Stewart Jr. exploded for 16 of his career-high 20 points aided by a career-best four treys during the second half to fuel Mississippi State to its fifth-straight SEC triumph and an 86-73 victory over Tennessee at Humphrey Coliseum.

• The Bulldogs (14-7, 5-3 SEC) snapped a four-game losing streak to Tennessee (12-8, 4-3 SEC). The 13-point margin of victory was the MSU's highest over the Volunteers since an 82-60 win on Jan. 28, 2004.

• Mississippi State also erased its second consecutive halftime deficit, its fourth halftime hole of the season and its 19th overall under fifth-year coach Ben Howland.

• Once again, the Bulldogs scorched the nets during the second half going 18-of-26 from the field. The 69.2 shooting percentage is the best, while the 58 second-half points are the second-highest versus a SEC opponent under Howland.

• For Stewart Jr., he was 6-of-9 from the field. The redshirt freshman knocked down a back-to-back triples 27 seconds apart to cap an 18-5 spurt midway through the second half which rallied the Bulldogs from a five-point deficit to an eight-point advantage. The Bulldogs have won nine of 10 games when Stewart Jr. produces 10-plus points.

• Reggie Perry compiled his SEC-leading 12th double-double of his sophomore campaign and the 21st of his career en route to a game-leading 24 points and 12 rebounds. He was extremely active on the interior and hit on 12-of-15 at the free throw line. The Thomasville, Georgia, native has posted 20-plus point performances in five of the last six games.

• Nick Weatherspoon turned in another strong all-around performance from the point guard position. He nearly garnered a triple-double with 11 points on 4-of-5 shooting coupled with a career-high nine assists and a career-best eight rebounds.

• Robert Woodard II dialed up 14 points on 7-of-10 shooting to collect his ninth double-digit scoring performance in his last 13 outings.

• Tyson Carter and Abdul Ado worked their way to eight and six points, respectively. Ado chipped in six rebounds whereas Carter tacked on a pair of assists.

• For the contest, MSU hit 28-of-49 shots from the field (57.1 percent), 5-of-12 shots from 3-point range (41.7 percent) and 25-of-30 shots from the foul line (83.3 percent).

• The Bulldogs had 16 assists and an SEC season-low eight turnovers, while Tennessee had 17 assists and six turnovers.

• State held a 36-24 rebounding advantage and has out-rebounded its opponents in 16 of 21 games overall highlighted by seven of eight SEC opponents. MSU has won the battle of the boards by double figures in six of its last seven games.

• Tennessee countered with a 27-of-58 shooting effort (46.6 percent), 10-of-22 from three-point territory (45.5 percent) and a 9-of-13 clip at the charity stripe (69.2 percent).

• Uros Plavsic and Santiago Vescovi paced the Volunteers with 16 points apiece. Jalen Johnson had a career-best performance off the bench with 13 points, five assists and four steals.

FROM THE BENCH WITH COACH HOWLAND

"That was obviously a really, really big win for us against a really good program and team. I thought that they did a great job coming out early and playing inside-out. Abdul [Ado] got in foul trouble, and that was a huge factor in that first half because our defense was not nearly as good with him out of the game as it is when he's in the game. I thought what broke it up for us down six at the half, which I'm getting way too tired of us always being down at the half and having to mount comebacks – it was our defense. When we played much better defensively, we got a bunch of opportunities to get out and transition."

"I thought Reggie [Perry] did a great job running the floor, and Nick [Weatherspoon] did a great job finding him. Everybody's running, so they're spaced out, and we're getting to them early [in the shot clock]. I thought Nick was just masterful, nine assists, two turnovers and eight rebounds. He really did a great job for us. D.J. Stewart Jr. had his best offensive night of the year. What a great day to pick to do it. In his two three's [midway in the second half], the building was electric. That was just so exciting. I'm just so happy for him because he puts an incredible amount of time in."

"He [D.J. Stewart Jr.] does things that don't show up [in the box score]. He's been phenomenal, and he's a phenomenal defensive player. He's always drawing the best perimeter player that's not the point guard and done a great job there. He's really just a phenomenal kid, and he's getting better and better. Remember, he's just a [redshirt] freshman. Tonight, with the way he played offensively, I think it's going to be good boost for him, confidence wise, especially on those three's. I'm really excited for him, and he's huge for us."

MOMENTS THAT MATTERED

• Trailing 40-35 at the 17:13 mark, the Bulldogs ripped off 10 straight points over the next 2:15 and 18 of the next 23 points during a 4:29 span to snatch a 53-45 advantage with 12:08 remaining.

• Reggie Perry spearheaded the front end of the flurry with a pair of layups and two free throws to bring the tally to 45-40 with 14:24 to go. Then, Stewart Jr. did the heavy lifting with back-to-back trifectas inside a 27-second span. The first from the left corner on a drive and dish from Nick Weatherspoon, and the second from the right wing in transition courtesy of Perry.

• Mississippi State stretched the lead into double digits, 59-49 with 9:48, on a Robert Woodard II midrange jumper. The Bulldogs took their largest lead, 78-61, after two Perry free throws at the 3:24 mark. State buried 16 of its 19 shot attempts from the 14:53 mark to the 3:52 mark in the second half.

• Perry, Weatherspoon and Woodard II started fast with two buckets apiece as the Bulldogs built a 13-6 edge during the first 6:18 of the contest.

• Tennessee got rolling behind the three-pointer. Yves Pons dialed up two of his own and found Jalen Johnson for another triple. The Volunteers took their first lead at 19-17 with 8:51 remaining.

• Tennessee would take a 34-28 advantage into the locker room behind consecutive buckets from Johnson and Uros Plavsic inside the final 68 seconds of the stanza.

Official Basketball Box Score - Final															Game Time: 1:01 PM	
Tennessee vs Mississippi St.															Game Duration: 2:02	
02/01/20 Humphrey Coliseum, Starkville, MS																
Tennessee - 73 • 12-9 (4-4)																
##	Player		Total FG-FGA	3-Ptr FG-FGA	FT-FTA	Rebounds Off Def Tot	PF	TP	A	TO	Blk	Stl	Min			
10	John Fulkerson	F	2-9	0-0	2-2	2 3 5	4	6	1	0	0	1	29:00			
34	Uros Plavsic	F	6-12	0-0	4-6	2 1 3	3	16	2	0	0	0	26:37			
23	Jordan Bowden	G	5-8	1-3	1-2	0 2 2	3	12	2	2	0	0	33:54			
25	Santiago Vescovi	G	6-14	4-9	0-1	1 3 4	3	16	5	3	0	1	30:53			
35	Yves Pons	G	2-6	2-4	0-0	1 2 3	3	6	1	1	1	0	31:00			
21	Olivier Nkamhoua		1-1	0-0	0-0	0 0 0	2	2	0	0	0	0	03:48			
13	Jalen Johnson		4-7	3-6	2-2	1 2 3	3	13	5	0	0	4	28:58			
3	Drew Pember		1-1	0-0	0-0	1 0 1	0	2	1	0	0	0	08:43			
00	Davonte Gaines		0-0	0-0	0-0	0 2 2	1	0	0	0	0	0	07:07			
Team						0 1 1				0						
Totals			27-58	10-22	9-13	8 16 24	22	73	17	6	1	6	200:00			
FG %		1st: 14-27 51.9%	2nd: 13-31 41.9%	Game: 27-58 46.6%		DeadBall Rebounds 0, 0										
3PT %		1st: 5-9 55.6%	2nd: 5-13 38.5%	Game: 10-22 45.5%												
FT %		1st: 1-2 50.0%	2nd: 8-11 72.7%	Game: 9-13 69.2%												
Mississippi St. - 86 • 14-7 (5-3)																
##	Player		Total FG-FGA	3-Ptr FG-FGA	FT-FTA	Rebounds Off Def Tot	PF	TP	A	TO	Blk	Stl	Min			
1	Reggie Perry	F	6-12	0-1	12-15	2 10 12	3	24	2	1	1	0	32:29			
24	Abdul Ado	F	2-3	0-0	2-2	4 2 6	4	6	2	1	0	0	21:05			
0	Nick Weatherspoon	G	4-5	1-2	2-2	1 7 8	4	11	9	2	1	1	34:37			
3	D.J. Stewart Jr.	G	6-9	4-5	4-4	2 2 4	2	20	1	2	0	0	38:16			
12	Robert Woodard II	G	7-10	0-1	0-1	0 2 2	0	14	0	2	1	1	34:19			
23	Tyson Carter		2-8	0-3	4-4	0 3 3	1	8	2	0	0	0	24:45			
15	Prince Oduro		0-1	0-0	0-0	0 0 0	0	0	0	0	0	0	05:12			
5	Iverson Molinar		1-1	0-0	0-0	0 0 0	0	2	0	0	0	0	05:35			
22	KeyShawn Feazell		0-0	0-0	1-2	0 0 0	0	1	0	0	0	0	03:04			
32	Quinten Post		0-0	0-0	0-0	0 0 0	0	0	0	0	0	0	00:38			
Team						0 1 1				0						
Totals			28-49	5-12	25-30	9 27 36	14	86	16	8	3	2	200:00			
FG %		1st: 10-23 43.5%	2nd: 18-26 69.2%	Game: 28-49 57.1%		DeadBall Rebounds 1, 0										
3PT %		1st: 1-7 14.3%	2nd: 4-5 80.0%	Game: 5-12 41.7%												
FT %		1st: 7-10 70.0%	2nd: 18-20 90.0%	Game: 25-30 83.3%												
Officials: Pat Adams, Clandis Poole, R.B. Olyburn																
Technical fouls: Tennessee - NONE Mississippi St. - NONE																
Attendance: 8113																
Score by periods				1st	2nd	Total										
Tennessee				34	39	73										
Mississippi St.				28	58	86										
							In Points	Off Paint	2nd T/O	Fast Chance	Break	Bench				
							TEN	20	11	17	14	17				
							MST	32	8	14	16	11				
Last FG - TEN 2nd+0:30, MST 2nd+0:38.																
Largest lead - TEN by 7 2nd+19:39, MST by 17 2nd+3:24																
TEN led for 12:29, MST led for 25:32, Game was tied for 01:59																
Score tied - 3 times.																
Lead changed - 6 times.																



2020-21 Mississippi St. Men's Basketball Combined Team Statistics All games

Page 1/1
as of Jan 24, 2021

Game Records

Record	Overall	Home	Away	Neutral
ALL GAMES	9-7	7-3	2-1	0-3
CONFERENCE	4-4	2-3	2-1	0-0
NON-CONFERENCE	5-3	5-0	0-0	0-3

Score by Periods

Team	1st	2nd	OT	TOT
Mississippi St.	523	595	30	1148
Opponents	477	558	38	1073

Team Box Score

No.	Player				Total		3-Point		F-Throw		Rebounds											
		GP-GS	MIN	AVG	FG-FGA	FG%	3FG-FGA	3FG%	FT-FTA	FT%	OFF	DEF	TOT	AVG	PF	DQ	A	TO	BLK	STL	PTS	AVG
3	STEWART JR., D.J.	16-16	566:19	35.4	107-243	.440	26-69	.377	48-65	.738	9	48	57	3.6	23	0	39	47	3	18	288	18.0
1	MOLINAR, Iverson	13-13	437:48	33.7	85-182	.467	19-39	.487	39-48	.813	5	51	56	4.3	23	0	41	32	2	18	228	17.5
35	SMITH, Tolu	16-16	505:45	31.6	81-139	.583	0-0	.000	49-82	.598	60	81	141	8.8	44	1	17	31	17	6	211	13.2
0	JOHNSON, Jalen	16-10	324:57	20.3	32-80	.400	22-54	.407	21-27	.778	6	30	36	2.3	12	0	9	10	4	6	107	6.7
24	ADO, Abdul	16-16	454:05	28.4	36-66	.545	0-0	.000	20-27	.741	36	65	101	6.3	44	2	12	21	33	14	92	5.8
2	DAVIS, Javian	12-0	207:29	17.3	16-42	.381	2-14	.143	15-38	.395	26	35	61	5.1	27	1	9	13	4	7	49	4.1
5	SMITH, Deivon	16-3	325:34	20.3	23-76	.303	7-25	.280	12-17	.706	5	47	52	3.3	24	0	39	26	3	14	65	4.1
21	RUMPH, Justin	1-0	01:19	1.3	1-1	1.000	1-1	1.000	0-0	.000	0	1	1	1.0	0	0	0	0	0	0	3	3.0
32	POST, Quinten	14-0	104:17	7.4	17-37	.459	5-17	.294	2-4	.500	10	12	22	1.6	18	0	4	9	5	1	41	2.9
4	MATTHEWS, Cameron	16-6	315:45	19.7	20-44	.455	4-14	.286	2-17	.118	21	25	46	2.9	28	1	24	16	5	18	46	2.9
55	MONTGOMERY, Keondre	4-0	13:14	3.3	3-7	.429	1-2	.500	0-0	.000	0	1	1	0.3	1	0	3	0	0	0	7	1.8
11	GARCIA, Andersson	6-0	20:47	3.5	3-7	.429	1-2	.500	0-2	.000	3	3	6	1.0	2	0	1	3	1	2	7	1.2
30	JUNKIN, Andrew	2-0	05:38	2.8	1-1	1.000	0-0	.000	0-0	.000	0	0	0	0.0	1	0	0	1	0	0	2	1.0
20	FOUNTAIN, Derek	3-0	07:35	2.5	1-2	.500	0-1	.000	0-0	.000	1	2	3	1.0	0	0	0	0	0	0	2	0.7
25	STANSBURY, Isaac	1-0	01:19	1.3	0-0	.000	0-0	.000	0-0	.000	0	0	0	0.0	0	0	1	1	0	1	0	0.0
33	MORRIS, Reggie	3-0	08:08	2.7	0-2	.000	0-2	.000	0-0	.000	0	1	1	0.3	1	0	1	1	0	0	0	0.0
Team											25	22	47				7					
Total		16	3300		426-929	.459	88-240	.367	208-327	.636	207	424	631	39.4	248	5	200	218	77	105	1148	71.8
Opponents		16	3300		384-931	.412	137-383	.358	168-223	.753	143	351	494	30.9	270	6	226	197	56	97	1073	67.1

Team Statistics

	MSU	OPP
Scoring	1148	1073
Points per game	71.8	67.1
Scoring margin	+4.7	-
Field goals-att	426-929	384-931
Field goal pct	.459	.412
3 point fg-att	88-240	137-383
3-point FG pct	.367	.358
3-pt FG made per game	5.5	8.6
Free throws-att	208-327	168-223
Free throw pct	.636	.753
F-Throws made per game	13.0	10.5
Rebounds	631	494
Rebounds per game	39.4	30.9
Rebounding margin	+8.6	-
Assists	200	226
Assists per game	12.5	14.1
Turnovers	218	197
Turnovers per game	13.6	12.3
Turnover margin	-1.3	-
Assist/turnover ratio	0.9	1.1
Steals	105	97
Steals per game	6.6	6.1
Blocks	77	56
Blocks per game	4.8	3.5
Winning streak	0	-
Home win streak	0	-
Attendance	12430	3794
Home games-Avg/Game	10-1243	3-1265
Neutral site-Avg/Game	-	3-0

Team Results

Date	Opponent		Score	Att.
11/25/2020	vs Clemson	L	42-53	0
11/26/2020	vs Liberty	L	73-84	0
11/30/2020	Texas St.	W	68-51	1664
12/04/2020	North Texas	W	69-63	1877
12/08/2020	Jackson St.	W	82-59	1889
12/12/2020	vs Dayton	Lot2	82-85	0
12/16/2020	Central Ark.	W	81-65	1000
12/21/2020	Mississippi Val.	W	87-48	1000
12/30/2020	at Georgia	W	83-73	1638
01/02/2021	Kentucky	Lot2	73-78	1000
01/05/2021	Missouri	W	78-63	1000
01/09/2021	at Vanderbilt	W	84-81	101
01/13/2021	Texas A&M	L	55-56	1000
01/16/2021	Florida	W	72-69	1000
01/19/2021	Ole Miss	L	46-64	1000
01/23/2021	at Alabama	L	73-81	2055



2020-21 Mississippi St. Men's Basketball Combined Team Statistics In Conference games

Page 1/1
as of Jan 24, 2021

Game Records

Record	Overall	Home	Away	Neutral
ALL GAMES	4-4	2-3	2-1	0-0
CONFERENCE	4-4	2-3	2-1	0-0
NON-CONFERENCE	0-0	0-0	0-0	0-0

Score by Periods

Team	1st	2nd	OT	TOT
Mississippi St.	260	292	12	564
Opponents	252	296	17	565

Team Box Score

No.	Player				Total		3-Point		F-Throw		Rebounds													
		GP-GS	MIN	AVG	FG-FGA	FG%	3FG-FGA	3FG%	FT-FTA	FT%	OFF	DEF	TOT	AVG	PF	DQ	A	TO	BLK	STL	PTS	AVG		
3	STEWART JR., D.J.	8-8	290:05	36.3	51-127	.402	9-36	.250	31-37	.838	5	26	31	3.9	12	0	22	24	3	13	142	17.8		
1	MOLINAR, Iverson	8-8	283:08	35.4	51-115	.443	9-18	.500	29-34	.853	1	34	35	4.4	13	0	22	24	0	10	140	17.5		
35	SMITH, Tolu	8-8	267:46	33.5	40-69	.580	0-0	.000	20-32	.625	28	42	70	8.8	20	0	11	17	10	6	100	12.5		
0	JOHNSON, Jalen	8-8	177:16	22.2	15-39	.385	12-28	.429	9-14	.643	4	12	16	2.0	8	0	5	6	2	5	51	6.4		
24	ADO, Abdul	8-8	264:22	33.0	19-34	.559	0-0	.000	11-14	.786	18	34	52	6.5	17	0	7	7	21	9	49	6.1		
5	SMITH, Deivon	8-0	152:13	19.0	15-40	.375	5-10	.500	4-7	.571	2	19	21	2.6	15	0	19	10	1	8	39	4.9		
2	DAVIS, Javian	4-0	57:50	14.5	5-9	.556	0-1	.000	1-6	.167	7	10	17	4.3	5	0	4	3	2	3	11	2.8		
4	MATTHEWS, Cameron	8-0	117:55	14.7	10-22	.455	1-7	.143	1-7	.143	10	13	23	2.9	10	0	6	6	2	8	22	2.8		
32	POST, Quinten	7-0	39:25	5.6	4-9	.444	2-5	.400	0-0	.000	3	7	10	1.4	9	0	0	6	3	0	10	1.4		
Team											14	16	30					6						
Total		8	1650		210-464	.453	38-105	.362	106-151	.702	92	213	305	38.1	109	0	96	109	44	62	564	70.5		
Opponents		8	1650		211-492	.429	67-178	.376	76-99	.768	79	184	263	32.9	122	1	118	98	38	59	565	70.6		

Team Statistics

	MSU	OPP
Scoring	564	565
Points per game	70.5	70.6
Scoring margin	-0.1	-
Field goals-att	210-464	211-492
Field goal pct	.453	.429
3 point fg-att	38-105	67-178
3-point FG pct	.362	.376
3-pt FG made per game	4.8	8.4
Free throws-att	106-151	76-99
Free throw pct	.702	.768
F-Throws made per game	13.3	9.5
Rebounds	305	263
Rebounds per game	38.1	32.9
Rebounding margin	+5.3	-
Assists	96	118
Assists per game	12.0	14.8
Turnovers	109	98
Turnovers per game	13.6	12.3
Turnover margin	-1.4	-
Assist/turnover ratio	0.9	1.2
Steals	62	59
Steals per game	7.8	7.4
Blocks	44	38
Blocks per game	5.5	4.8
Winning streak	0	-
Home win streak	0	-
Attendance	5000	3794
Home games-Avg/Game	5-1000	3-1265
Neutral site-Avg/Game	-	0-0

Team Results

Date	Opponent		Score	Att.
12/30/2020	at Georgia	W	83-73	1638
01/02/2021	Kentucky	Lot2	73-78	1000
01/05/2021	Missouri	W	78-63	1000
01/09/2021	at Vanderbilt	W	84-81	101
01/13/2021	Texas A&M	L	55-56	1000
01/16/2021	Florida	W	72-69	1000
01/19/2021	Ole Miss	L	46-64	1000
01/23/2021	at Alabama	L	73-81	2055

2020-21 BOX SCORES

Game 1 • Clemson 53, Mississippi State 42 11/25/2020 • Mebourne, Florida • Titan Field House

Official Basketball Box Score - Final Mississippi St. vs Clemson

Game Time: 8:00 PM
Game Duration: 1:57

Mississippi St. - 42 • 0-1

##	Player		Total FG/FGA	3-Ptr FG/FGA	FT-FTA	Rebounds Off Def Tot	PF	TP	A	TO	Blk	Stl	Min
4	Cameron Matthews	F	3-4	2-2	0-4	3 2 5	4	8	0	2	0	3	33:53
24	Abdul Adu	F	0-4	0-0	0-0	3 4 7	5	0	1	3	0	0	16:13
35	Tolu Smith	F	3-8	0-0	6-12	4 6 10	3	12	1	2	2	0	36:01
3	D.J. Stewart Jr.	G	5-18	1-3	1-3	3 3 6	2	12	2	6	0	2	37:35
5	Deivon Smith	G	1-6	0-3	0-0	0 4 4	1	2	1	1	0	1	29:18
0	Jalen Johnson	2	2-4	1-2	0-0	1 1 2	0	5	1	1	0	0	19:14
2	Javian Davis	1-6	3-8	1-3	1-3	2 5 7	3	3	1	0	1	0	24:18
32	Quinten Post	0-0	0-0	0-0	0-0	0 0 0	1	0	0	1	0	0	01:42
55	Keondre Montgomery	0-0	0-0	0-0	0-0	0 0 0	1	0	0	1	0	0	00:00
11	Andersson Garcia	0-0	0-0	0-0	0-0	0 0 0	1	0	0	1	0	0	01:46
Team						0 1 1							
Totals			15-50	4-13	8-27	16 26 42	20	42	6	19	2	7	200:00
FG % 1st: 8.20 40.0% 2nd: 7.30 23.3% 3rd: 1.5 20.0% 4th: 3.0 37.5% Game: 15-50 30.0%													
3PT % 1st: 1.5 20.0% 2nd: 3.0 37.5% 3rd: 1.5 20.0% 4th: 3.0 37.5% Game: 4-13 30.8%													
FT % 1st: 2.11 18.2% 2nd: 6.16 37.5% 3rd: 8.27 29.6% Game: 8-27 29.6%													
DeadBall Rebounds 10.2													

Clemson - 53 • 1-0

##	Player	Total FG/FGA	3-Ptr FG/FGA	FT-FTA	Rebounds Off Def Tot	PF	TP	A	TO	Blk	Stl	Min
5	Hunter Tyson	F 1-4	1-3	2-3	2 6 8	3	5	0	2	1	0	22:50
25	Aamir Simms	F 1-5	0-3	2-2	0 1 1	5	4	0	2	0	1	07:34
0	Clyde Trapp	G 2-4	1-2	0-0	1 3 4	1	5	4	2	0	0	20:54
2	Al-Amir Dawes	G 3-9	1-3	3-4	1 1 2	1	10	1	3	0	1	25:49
3	Chase Hunter	G 1-5	0-1	1-2	0 3 3	1	3	1	0	0	1	16:17
24	PJ Hall	5-6	0-1	0-0	3 4 7	2	10	0	2	1	0	23:07
1	Jonathan Baehre	1-2	0-0	0-0	0 1 1	2	2	2	1	0	0	16:40
12	Alex Hernerway	2-3	0-1	0-0	0 4 4	1	4	0	0	0	1	22:55
15	John Newman III	0-4	0-1	0-0	1 2 3	2	0	1	0	0	0	18:19
4	Nick Honor	3-9	2-8	0-0	0 0 0	0	8	2	1	0	1	15:46
10	Oliver-Maxence Prosper	0-3	0-2	0-0	0 0 0	0	1	0	0	0	0	02:59
22	Lynn Kidd	0-0	0-0	2-2	0 0 0	3	2	1	1	0	0	06:50
Team					0 2 2							
Totals		19-54	5-25	10-15	10 27 37	21	53	13	14	2	5	200:00
FG % 1st: 10.31 32.3% 2nd: 9.23 39.1% 3rd: 3.1 18.2% 4th: 2.7 28.6% Game: 19-54 35.2%												
3PT % 1st: 3.7 42.9% 2nd: 7.8 87.5% 3rd: 1.5 20.0% 4th: 3.0 37.5% Game: 5-25 20.0%												
FT % 1st: 3.7 42.9% 2nd: 7.8 87.5% 3rd: 1.5 20.0% 4th: 3.0 37.5% Game: 10-15 66.7%												
DeadBall Rebounds 2.1												

Officials: Jeff Speduto, London Brandes, Kenny Clark
Technical fouls: Mississippi St. - NONE Clemson - NONE
Attendance: 0

Score by periods	1st	2nd	Total
Mississippi St.	19	23	42
Clemson	26	27	53

Last FG - MSU 2nd-0:55, CLEM 2nd - 0:47.
Largest lead - MSU by 7 1st - 17:59, CLEM by 16 2nd - 9:13
MSU led for 9:37, CLEM led for 28:30. Game was tied for 01:53

	In	Off	2nd	Fast	
Points	Paint	T/O	Chance	Break	Bench
MSU	20	14	12	7	8
CLEM	16	22	4	4	26

Score tied - 1 time.
Lead changed - 1 time.

Game 3 • Mississippi State 68, Texas State 51 11/30/2020 • Starkville, Mississippi • Humphrey Coliseum

Official Basketball Box Score - Final Texas St. vs Mississippi St.

Game Time: 7:01 PM
Game Duration: 2:00

Texas St. - 51 • 2-1

##	Player		Total FG/FGA	3-Ptr FG/FGA	FT-FTA	Rebounds Off Def Tot	PF	TP	A	TO	Blk	Stl	Min	
1	Isiah Small	F	0-3	0-2	0-0	0 3 3	3	0	0	0	1	0	29:07	
25	Alonzo Sule	F	2-5	0-0	3-4	0 1 1	3	7	0	2	1	0	14:13	
4	Shelby Adams	G	2-6	0-2	4-6	1 5 6	1	8	1	1	0	2	29:05	
5	Marlin Davis	G	1-7	1-4	0-0	1 1 2	2	3	2	3	2	0	3	29:12
12	Mason Harrell	G	5-13	3-4	2-2	1 0 1	0	15	1	1	0	0	33:39	
22	Nighael Ceasar		1-3	0-0	0-0	1 0 1	0	2	1	0	0	0	05:51	
2	Calob Asberry		4-7	0-2	2-2	0 3 3	2	10	0	1	0	0	24:57	
14	Quinten Scott		1-4	0-1	2-2	1 2 3	3	4	1	0	0	1	12:59	
10	Drew Tennill		0-1	0-0	0-0	0 1 1	0	0	1	0	0	0	03:07	
11	Nate Martin		1-4	0-0	0-2	2 3 5	0	2	0	0	0	0	17:50	
Team						0 1 1								
Totals			17-53	4-15	13-18	7 20 27	14	51	7	7	2	6	200:00	
FG % 1st: 11.32 34.4% 2nd: 6-21 28.6% 3rd: 17-63 27.1% 4th: 1-10 10.0% 5th: 1-2 50.0%														
Game: 17-53 32.1% Game: 4-15 26.7% Game: 13-18 72.2% Game: 2-5 40.0%														
DeadBall Rebounds 2.0														

Mississippi St. - 68 • 1-2

##	Player		Total FG/FGA	3-Ptr FG/FGA	FT-FTA	Rebounds Off Def Tot	PF	TP	A	TO	Blk	Stl	Min
4	Cameron Matthews	F	0-3	0-1	0-0	1 2 3	3	0	5	0	0	2	26:21
24	Abdul Adu	F	2-2	0-0	3-4	2 3 5	3	7	1	2	2	0	13:41
35	Tolu Smith	F	0-0	0-0	6-7	2 3 5	0	12	1	2	1	0	29:57
3	D.J. Stewart Jr.	G	9-14	5-6	0-0	0 3 3	2	23	2	5	0	0	30:11
5	Deivon Smith	G	1-4	0-2	0-0	0 5 5	2	2	3	3	1	0	29:03
2	Javian Davis		3-5	1-2	0-0	3 5 8	5	7	0	1	1	0	18:55
0	Jalen Johnson		2-9	2-7	0-0	0 4 4	0	6	1	0	0	0	21:54
32	Quinten Post		4-9	1-4	0-1	2 3 5	4	9	3	1	2	0	15:44
11	Andersson Garcia		0-2	0-0	0-0	2 1 3	0	0	0	1	0	0	06:41
55	Keondre Montgomery		1-3	0-0	0-0	0 0 0	0	2	1	0	0	0	03:34
33	Reggie Morris		0-1	0-1	0-0	0 1 1	1	0	0	0	0	0	02:16
20	Derek Fountain		0-0	0-0	0-0	0 0 0	0	0	0	0	0	0	01:43
Team						3 1 4							
Totals			25-58	9-23	9-12	15 31 46	20	68	17	15	7	2	200:00
FG % 1st: 10-27 37.0% 2nd: 15-31 48.4% 3rd: 25-58 43.1%		Game: 25-58 43.1%											
3PT % 1st: 3-9 33.3% 2nd: 6-14 42.9% 3rd: 9-23 39.1%		Game: 9-23 39.1%											
FT % 1st: 3-3 100.0% 2nd: 6-9 66.7% 3rd: 9-12 75.0%		Game: 9-12 75.0%											
													DeadBall Rebounds 1.1

Officials: Candis Poole, Gerry Pollard, Robert Felder
Technical fouls: Texas St. - NONE Mississippi St. - NONE
Attendance: 0

Score by periods	1st	2nd	Total
Texas St.	24	27	51
Mississippi St.	26	42	68

Last FG - TST 2nd-0:44, MSU 2nd - 1:02.
Largest lead - TST by 5 1st - 18:26, MSU by 23 2nd - 3:46
TST led for 5:17, MSU led for 30:20. Game was tied for 04:23

	In	Off	2nd	Fast	
Points	Paint	T/O	Chance	Break	Bench
TST	18	14	6	12	18
MSU	30	17	15	6	24

Score tied - 5 times.
Lead changed - 7 times.

Game 2 • Liberty 84, Mississippi State 73 11/26/2020 • Mebourne, Florida • Titan Field House

Official Basketball Box Score - End of 2nd Period Liberty vs Mississippi St.

Game Time: 6:00 PM
Game Duration: 1:51

Liberty - 84

##	Player	Total FG/FGA	3-Ptr FG/FGA	FT-FTA	Rebounds Off Def Tot	PF	TP	A	TO	Blk	Stl	Min		
22	Kyle Rode	F 0-2	0-2	1-2	1 0 1	3	1	3	0	0	1	16:42		
24	Micah Abil	F 3-6	3-5	1-2	0 1 1	4	10	0	1	0	0	20:07		
1	Chris Parker	G 3-8	1-4	3-4	0 1 1	0	10	1	0	1	0	35:50		
2	Darius McGhee	G 8-12	7-11	0-0	0 3 3	0	23	1	0	0	1	35:00		
10	Elijah Cuffee	G 6-8	5-6	0-0	0 2 2	17	5	1	0	0	0	34:08		
20	Keegan McDowell	2-7	2-7	0-0	0 3 3	2	6	1	0	0	0	18:23		
0	Drake Dobbs	0-0	0-0	0-0	0 0 0	1	0	1	0	0	0	06:04		
32	Blake Preston	4-5	0-0	3-4	4 1 5	3	11	0	1	2	0	23:26		
33	Shiloh Robinson	2-5	1-4	1-2	0 1 1	2	6	1	1	1	0	10:20		
Team					0 2 2									
Totals		28-53		19-39	9-14	5	14	17	84	22	7	3	3	200:00
FG % 1st: 15.27 55.6% 2nd: 13-26 50.0% 3rd: 9-17 52.9% 4th: 10-22 45.5%		Game: 28-53 52.8%		Game: 19-39 48.7%		Game: 9-14 64.3%		DeadBall Rebounds 4.0						
3PT % 1st: 9-17 52.9% 2nd: 8-12 66.7% 3rd: 1-4 25.0% 4th: 3-7 42.9%		Game: 19-39 48.7%		Game: 9-14 64.3%										
FT % 1st: 1-2 50.0% 2nd: 8-12 66.7% 3rd: 1-4 25.0% 4th: 3-7 42.9%		Game: 19-39 48.7%		Game: 9-14 64.3%										

Mississippi St. - 73

##	Player	Total FG/FGA	3-Ptr FG/FGA	FT-FTA	Rebounds Off Def Tot	PF	TP	A	TO	Blk	Stl	Min	
4	Cameron Matthews	F 1-2	0-1	0-0	1 1 2	2	2	2	2	0	1	32:08	
24	Abdul Adu	F 5-5	0-0	4-5	1 4 5	3	14	1	2	1	0	33:35	
35	Tolu Smith	F 7-11	0-0	6-8	4 3 7	4	20	1	2	2	0	34:01	
3	D.J. Stewart Jr.	G 8-15	1-3	3-4	1 2 3	2	20	4	4	0	0	36:59	
5	Deivon Smith	G 3-7	2-2	2-2	0 5 5	2	10	5	2	1	2	29:20	
0	Jalen Johnson	3-5	1-3	0-0	0 4 4	1	7	2	1	0	0	19:47	
2	Javian Davis	0-2	0-1	0-0	1 2 3	2	2	0	0	0	0	12:24	
11	Andersson Garcia	0-0	0-0	0-0	0 0 0	0	0	0	0	0	0	01:46	
Team					0 0 0								
Totals		27-47	4-10	15-19	8 21 29	16	73	17	13	4	3	200:00	
FG %		1st: 15-26 57.7%	2nd: 12-21 57.1%	Game: 27-47 57.4%									Deadball
3PT %		1st: 3-3 100%	2nd: 4-7 57.1%	Game: 4-10 40.0%									Rebounds
FT %		1st: 11-13 84.6%	2nd: 4-6 66.7%	Game: 15-19 78.9%									

2020-21 BOX SCORES

Game 13 • Texas A&M 56, Mississippi State 55 01/13/2021 • Starkville, Mississippi • Humphrey Coliseum

Official Basketball Box Score - Final													Game Time: 8:05 PM	
Texas A&M vs Mississippi State													Game Duration: 1:54	
01/13/21 Humphrey Coliseum Starkville, MS														
Texas A&M - 56 • 7-4 (2-3)														
##	Player	Total FGM-FGA	3-Ptr FGM-FGA	FT-FTA	Rebounds Off Def Tot	PF	TP	A	TO	Blk	Stl	Min		
5	Emanuel Miller	F 3-8	0-0	4-5	4 4 8	2	10	0	5	0	0	30:20		
15	Jonathan Aku	F 2-6	0-0	1-2	0 4 4	3	5	0	0	2	0	26:27		
2	Hayden Hefner	F 0-1	0-0	0-0	0 0 0	0	0	0	0	0	0	10:02		
11	Hassan Diarra	G 3-7	0-2	0-0	2 1 3	3	6	5	0	1	1	23:41		
20	Andre Gordon	G 5-8	1-2	0-0	0 2 2	1	11	0	1	0	2	27:02		
0	Jay Jay Chandler	5-13	2-4	0-0	0 3 3	1	12	0	1	0	1	24:17		
21	Zach Walker	0-0	0-0	0-0	0 0 0	0	0	0	0	0	0	00:48		
1	Savion Flagg	1-6	0-1	0-0	2 1 3	1	2	3	1	0	1	26:05		
13	Luke McGhee	1-1	0-0	0-0	1 1 2	0	2	0	0	0	1	06:46		
4	Jaxson Robinson	0-0	0-0	0-0	0 0 0	0	0	0	0	0	0	03:29		
45	Kevin Marfo	1-2	0-0	0-0	0 0 0	0	2	0	0	0	0	06:39		
3	Quenton Jackson	2-2	0-0	2-2	0 0 0	0	6	2	0	1	1	11:55		
24	LaDamien Bradford	0-0	0-0	0-0	1 0 1	0	0	0	0	0	0	02:29		
Team		23-53	3-10	7-9	10 17 27	11	56	8	11	3	7	200:00		
Totals		FG % 1st: 9.24 37.0% 2nd: 14.29 48.3% Game: 23.53 43.4%	3PT % 1st: 1.5 20.0% 2nd: 2.6 40.0% Game: 3-10 30.0%	FT % 1st: 4.6 66.7% 2nd: 3.3 100.0% Game: 7-9 77.8%									DeadBall Rebounds 1.0	

Mississippi State - 55 • 8-5 (3-2)														
##	Player	Total FGM-FGA	3-Ptr FGM-FGA	FT-FTA	Rebounds Off Def Tot	PF	TP	A	TO	Blk	Stl	Min		
24	Abdul Ado	F 2-3	0-0	0-0	1 4 5	2	4	0	2	1	1	30:28		
35	Tolu Smith	F 4-7	0-0	0-0	3 3 6	1	8	1	1	1	0	37:35		
0	Jalen Johnson	G 2-6	1-3	1-2	1 1 2	2	6	1	1	0	1	19:30		
1	Iverson Molinar	G 6-11	1-1	3-4	0 2 2	2	16	4	3	0	1	37:35		
3	D.J. Stewart Jr.	G 3-14	1-6	2-2	2 2 4	3	9	4	5	2	1	36:30		
4	Cameron Matthews	2-5	1-2	0-2	2 1 3	1	5	1	0	1	0	13:49		
5	Deivon Smith	1-2	0-0	0-0	0 2 2	1	2	0	1	0	2	15:01		
32	Quinten Post	2-3	1-2	0-0	1 2 3	1	5	0	0	1	0	09:32		
Team		22-51	5-14	6-10	13 19 32	13	55	11	15	6	6	200:00		
Totals		FG % 1st: 14.28 50.0% 2nd: 8.23 34.8% Game: 22.51 43.1%	3PT % 1st: 4.9 44.4% 2nd: 1.5 20.0% Game: 5-14 35.7%	FT % 1st: 1.4 25.0% 2nd: 5.6 63.3% Game: 6-10 60.0%									DeadBall Rebounds 3.2	

Officials: Pat Adams, Owen Shortt, Byron Jarrett

Technical fouls: Texas A&M - NONE Mississippi State - NONE

Attendance: 1000

Score by periods	1st	2nd	Total
Texas A&M	23	33	56
Mississippi State	33	22	55

Last FG - TAM 2nd-1:52, MSU 2nd - 0:57.

Largest lead - TAM by 4 1st-16:23, MSU by 13 2nd-19:42

TAM led for 5:51, MSU led for 29:20, Game was tied for 04:49

	In	Off	2nd	Fast	
Points	Paint	T/O	Chance	Break	Bench
TAM	36	19	9	8	24
MSU	26	12	16	7	12

Score tied - 6 times.
Lead changed - 4 times.

Game 15 • Ole Miss 64, Mississippi State 46 01/19/2021 • Starkville, Mississippi • Humphrey Coliseum

Official Basketball Box Score - Final													Game Time: 8:05 PM	
Ole Miss vs Mississippi State													Game Duration: 1:47	
01/19/21 Humphrey Coliseum Starkville, MS														
Ole Miss - 64 • 7-6 (2-4)														
##	Player	Total FGM-FGA	3-Ptr FGM-FGA	FT-FTA	Rebounds Off Def Tot	PF	TP	A	TO	Blk	Stl	Min		
0	Romello White	F 1-1	0-0	0-0	0 3 3	4	2	0	1	1	0	17:52		
5	KJ Buffen	F 4-10	1-2	0-0	1 4 5	2	9	5	1	1	2	32:36		
2	Devontae Shuler	G 8-13	3-5	3-4	0 3 3	0	22	1	4	0	3	33:25		
15	Luis Rodriguez	G 3-6	0-2	0-0	2 6 8	2	6	1	0	1	2	26:08		
24	Jarke Joiner	G 4-12	0-3	4-4	0 5 5	0	12	2	0	2	2	35:54		
13	Khadim Sy	1-6	0-2	0-0	3 2 5	3	2	1	0	0	0	18:19		
11	Matthew Murrell	1-2	0-1	0-0	0 0 0	0	2	0	0	0	0	10:41		
34	Dimencio Vaughn	3-4	1-2	0-0	1 2 3	0	7	0	3	0	1	13:52		
21	Robert Allen	1-2	0-0	0-0	1 0 1	1	2	0	0	0	0	08:27		
23	Sammy Hunter	0-1	0-0	0-0	1 0 1	0	0	0	0	0	0	04:46		
Team		26-57	5-18	7-8	9 28 37	12	64	10	10	5	10	200:00		
Totals		FG % 1st: 13.32 40.0% 2nd: 13.25 50.0% Game: 26-57 45.8%	3PT % 1st: 3-11 27.3% 2nd: 2-7 28.6% Game: 5-18 27.8%	FT % 1st: 0.0 0.0% 2nd: 7-8 87.5% Game: 7-8 87.5%									DeadBall Rebounds 0.0	

Mississippi State - 46 • 9-6 (4-3)

##	Player	Total FGM-FGA	3-Ptr FGM-FGA	FT-FTA	Rebounds Off Def Tot	PF	TP	A	TO	Blk	Stl	Min		
24	Abdul Ado	F 1-5	0-0	2-2	4 5 9	0	4	1	1	3	1	35:38		
35	Tolu Smith	F 4-10	0-0	2-2	1 5 6	4	10	2	2	0	0	29:48		
0	Jalen Johnson	G 1-5	1-3	0-0	0 3 3	0	3	0	1	1	1	17:15		
1	Iverson Molinar	G 3-10	0-2	1-2	0 6 6	1	7	3	2	0	1	34:20		
3	D.J. Stewart Jr.	G 7-16	3-8	1-2	1 2 3	0	18	0	3	0	0	36:55		
2	Javian Davis	1-1	0-0	0-2	1 1 2	0	2	1	0	1	2	08:38		
4	Cameron Matthews	0-0	0-0	0-0	0 0 0	0	2	2	2	0	1	14:11		
5	Deivon Smith	1-5	0-1	0-0	0 1 1	2	2	3	1	0	0	23:15		
Team		18-52	4-14	6-10	8 23 31	9	46	12	12	5	6	200:00		
Totals		FG % 1st: 9.25 36.0% 2nd: 9.27 33.3% Game: 18-52 34.6%	3PT % 1st: 1-7 14.3% 2nd: 3-7 42.9% Game: 4-14 28.6%	FT % 1st: 2.4 50.0% 2nd: 4.6 66.7% Game: 6-10 60.0%									DeadBall Rebounds 2.0	

Officials: Byron Jarrett, Vladimir Voyed-Tadai, Doug Simons

Technical fouls: Ole Miss - NONE Mississippi State - NONE

Attendance: 1000

Score by periods	1st	2nd	Total
Ole Miss	29	35	64
Mississippi State	21	25	46

Last FG - UM 2nd-0:49, MSU 2nd - 0:39.

Largest lead - UM by 20 2nd-0:49, MSU by 4 1st-15:48

UM led for 30:25, MSU led for 9:05, Game was tied for 00:30

	In	Off	2nd	Fast	
Points	Paint	T/O	Chance	Break	Bench
UM	30	11	13	9	13
MSU	22	4	4	3	4

Score tied - 0 times.
Lead changed - 3 times.

Game 14 • Mississippi State 72, Florida 69 01/16/2021 • Starkville, Mississippi • Humphrey Coliseum

Official Basketball Box Score - Final													Game Time: 3:05 PM	
Florida vs Mississippi State													Game Duration: 2:08	
01/16/21 Humphrey Coliseum Starkville, MS														
Florida - 69 • 6-4 (3-3)														
##	Player		Total FGM-FGA	3-Ptr FGM-FGA	FT-FTA	Rebounds Off Def Tot	PF	TP	A	TO	Blk	Stl	Min	
4	Anthony Duruji	F	2-4	0-2	0-0	0 3 3	4	4	0	1	0	0	16:52	
12	Colin Castleton	F	7-13	0-0	2-3	2 5 7	3	16	2	3	6	0	33:09	
1	Tre Mann	G	6-17	1-5	1-2	0 2 2	4	14	6	4	0	3	36:51	
10	Noah Locke	G	3-10	2-6	0-0	1 1 2	1	8	1	0	0	2	38:49	
22	Tyree Appleby	G	4-7	1-3	11-11	0 2 2	2	20	2	2	0	0	36:38	
15	Osayi Osifo		0-2	0-0	0-0	0 1 1	0	0	0	0	0	0	03:53	
5	Omar Payne		2-3	0-0	0-0	2 1 3	3	4	0	1	1	0	07:57	
0	Ques Glover		0-1	0-0	0-0	0 0 0	0	0	0	0	0	0	07:59	
2	Samson Ruzhentsev		1-4	1-3	0-0	1 1 2	0	3	0	0	0	0	16:12	
33	Jason Jiloboh		0-0	0-0	0-0	0 0 0	0	0	0	0	0	0	01:40	
Team						0 4 4				0				
Totals			25-61	5-19	14-16	6 20 26	17	69	11	11	7	5	200:00	
FG %	fst: 11-29	37.9%	2nd: 10-32	43.8%	Game: 25-61	41.0%								
3PT %	fst: 3-10	30.0%	2nd: 5-19	26.3%	Game: 5-19	26.3%								
FT %	fst: 4-5	80.0%	2nd: 14-11	90.9%	Game: 14-14	87.5%							Deadball Rebounds	

POINTS SCORED • ALL GAMES

RANK	PTS	OPPONENT	DATE
1	109	North Florida • UNF	12/30/2017
2	106	Eastern Washington	11/13/2015
3	103	BYU	12/29/2018
4	98	Wofford	12/19/2018
5	96	Kent State	12/30/2019
	96	Alabama State	11/10/2017
7	95	Austin Peay	11/09/2018
	95	North Georgia	12/09/2017
	95	at LSU	01/07/2017
10	93	at Texas A&M	02/20/2018
	93	vs. Northern Colorado	12/23/2015

POINTS ALLOWED LOW • ALL GAMES

RANK	PTS	OPPONENT	DATE
1	44	Ole Miss	03/09/2020
	44	vs. Southern Miss • USM	12/19/2016
3	45	Missouri	01/14/2020
	45	Louisiana-Monroe • ULM	11/14/2019
5	46	Arkansas	02/09/2016
6	48	Mississippi Valley State	12/21/2020
	48	Little Rock	12/20/2017
	48	Florida A&M	11/18/2017
	48	North Carolina Central	12/31/2015
10	49	Missouri	02/26/2019

MARGIN OF VICTORY • ALL GAMES

RANK	MOV	OPPONENT	DATE
1	+42 • 86-44	vs. Southern Miss • USM	12/19/2016
2	+39 • 87-48	Mississippi Valley State	12/21/2020
3	+33 • 95-62	North Georgia	12/09/2017
4	+32 • 91-59	Georgia	01/18/2020
	+32 • 78-46	Arkansas	02/09/2016
6	+31 • 92-61	UT Martin	12/16/2017
	+31 • 79-48	Florida A&M	11/18/2017
8	+28 • 96-68	Kent State	12/30/2019
	+28 • 79-51	Long Beach State	11/16/2018
	+28 • 95-67	Austin Peay	11/09/2018
	+28 • 109-81	North Florida • UNF	12/30/2017
	+28 • 96-68	Alabama State	11/10/2017

POINTS SCORED LOW • ALL GAMES

RANK	PTS	OPPONENT	DATE
1	42	vs. Clemson	11/25/2020
2	46	Ole Miss	01/19/2021
3	48	at Vanderbilt	02/25/2017
4	50	at [25] Cincinnati	12/12/2017
5	52	vs. New Mexico State	12/22/2019
	52	[15] Florida	02/18/2017

POINTS ALLOWED • ALL GAMES

RANK	PTS	OPPONENT	DATE
1	105	vs. Miami • Florida	11/19/2015
2	98	at Auburn	02/07/2017
3	92	[21] LSU	02/06/2019
4	91	at Tennessee	01/21/2017
5	90	at Alabama	01/08/2020
	90	at Florida State • FSU	12/16/2015

MARGIN OF DEFEAT • ALL GAMES

RANK	MOD	OPPONENT	DATE
1	-29 • 77-48	at Vanderbilt	02/25/2017
2	-27 • 88-61	at Ole Miss	01/31/2017
3	-26 • 105-79	vs. Miami • Florida	11/19/2015
4	-25 • 83-58	at Ole Miss	02/11/2020
	-25 • 86-61	vs. Central Florida • UCF	11/17/2016

POINTS SCORED • 1ST HALF • ALL GAMES

RANK	PTS	OPPONENT	DATE
1	58	Alabama State	11/10/2017
2	53	North Georgia	12/09/2017
3	52	at LSU	01/07/2017
4	50	Austin Peay	11/09/2018
5	49	vs. Northern Colorado	12/23/2015
6	48	BYU	12/29/2018
	48	LSU	03/04/2017
	48	Eastern Washington	11/13/2015
9	47	[16] Auburn	01/26/2019
	47	at Baylor • NIT	03/18/2018
	47	North Florida • UNF	12/30/2017

POINTS ALLOWED LOW • 1ST HALF • ALL GAMES

RANK	PTS	OPPONENT	DATE
1	17	Florida A&M • FAMU	11/18/2017
	17	North Carolina Central	12/31/2015
3	19	Oregon State	12/01/2016
4	20	North Texas	12/04/2020
	20	Missouri	01/14/2020
	20	Dayton	12/03/2017
	20	Auburn	03/05/2016
	20	Arkansas	02/09/2016
	20	at Missouri	01/30/2016

HALFTIME LEAD • ALL GAMES

RANK	HL	OPPONENT	DATE
1	+27 • 53-26	North Georgia	12/09/2017
	+27 • 58-31	Alabama State	11/10/2017
3	+26 • 45-19	Oregon State	12/01/2016
4	+22 • 42-20	Arkansas	02/09/2016
5	+21 • 44-23	Ole Miss	02/17/2018

POINTS SCORED LOW • 1ST HALF • ALL GAMES

RANK	PTS	OPPONENT	DATE
1	19	vs. Clemson	11/25/2020
2	20	Alabama	01/03/2017
3	21	Ole Miss	01/19/2021
	21	vs. New Mexico State	12/22/2019
	21	Tennessee	02/04/2017
	21	Georgia	02/13/2016

POINTS ALLOWED • 1ST HALF • ALL GAMES

RANK	PTS	OPPONENT	DATE
1	59	vs. Miami • Florida	11/19/2015
2	53	vs. Central Florida • UCF	11/17/2016
3	51	at Ole Miss	01/31/2017
	51	Eastern Washington	11/13/2015
5	50	Wofford	12/19/2018

HALFTIME DEFICIT • ALL GAMES

RANK	MOD	OPPONENT	DATE
1	-24 • 59-35	vs. Miami • Florida	11/19/2015
2	-20 • 48-28	at Auburn	02/07/2017
	-20 • 53-33	vs. Central Florida • UCF	11/17/2016
4	-19 • 42-23	vs. Penn State • NIT	03/27/2018
	-19 • 41-22	at Alabama	01/20/2018

POINTS SCORED • 2ND HALF • ALL GAMES

RANK	PTS	OPPONENT	DATE
1	64	at Auburn	02/07/2017
2	62	North Florida • UNF	12/30/2017
3	58	Tennessee	02/01/2020
	58	Eastern Washington	11/13/2015
5	57	Wofford	12/19/2018
6	55	BYU	12/29/2018
7	54	North Dakota State	11/30/2017
	54	Morehead State	12/22/2016
9	53	UT Martin	12/16/2017
10	52	at Texas A&M	02/20/2018

POINTS ALLOWED LOW • 2ND HALF • ALL GAMES

RANK	PTS	OPPONENT	DATE
1	19	Ole Miss	03/07/2020
	19	vs. Southern Miss • USM	12/19/2016
3	21	Louisiana-Monroe • ULM	11/14/2019
	21	vs. Texas El Paso • UTEP	11/20/2016
5	22	UT Martin	11/28/2015

2ND HALF MARGIN OF VICTORY • ALL GAMES

RANK	MOV	OPPONENT	DATE
1	+28 • 47-19	vs. Southern Miss • USM	12/19/2016
2	+27 • 51-24	[13] Missouri	01/05/2021
3	+25 • 53-28	UT Martin	12/16/2017
4	+24 • 62-38	North Florida • UNF	12/30/2017
5	+22 • 45-23	Mississippi Valley State	12/21/2020
	+22 • 51-29	Kent State	12/30/2019
	+22 • 47-25	South Carolina	02/23/2019
7	+21 • 49-28	Georgia	01/18/2020
	+21 • 58-37	Eastern Washington	11/13/2015
10	+20 • 57-37	Wofford	12/19/2018
	+20 • 43-23	Long Beach State	11/16/2018
	+20 • 51-31	Florida A&M • FAMU	11/18/2017

POINTS SCORED LOW • 2ND HALF • ALL GAMES

RANK	PTS	OPPONENT	DATE
1	20	[16] Tennessee	02/27/2018
2	22	Texas A&M	01/13/2021
3	23	vs. Clemson	11/25/2020
	23	Louisiana-Monroe • ULM	11/14/2019
5	24	at Ole Miss	02/11/2020
	24	at Ole Miss	01/06/2018

POINTS ALLOWED • 2ND HALF • ALL GAMES

RANK	PTS	OPPONENT	DATE
1	54	at Tennessee	01/21/2017
2	53	at Florida State • FSU	12/16/2015
3	52	[22] Auburn	01/13/2018
4	51	at Texas A&M	02/22/2020
	51	[8] Auburn	01/04/2020
	51	at Georgia	02/14/2017
7	50	at Ole Miss	02/11/2020
	50	at Auburn	02/07/2017

2ND HALF MARGIN OF DEFEAT • ALL GAMES

RANK	MOD	OPPONENT	DATE
1	-26 • 50-24	at Ole Miss	02/11/2020
2	-19 • 52-33	[22] Auburn	01/13/2018
3	-16 • 41-25	at LSU	03/03/2018
	-16 • 36-20	[16] Tennessee	02/27/2018
5	-15 • 40-25	at Vanderbilt	02/25/2017
	-15 • 53-38	at Florida State • FSU	12/16/2015

FIELD GOALS MADE • ALL GAMES

RANK	FGM	OPPONENT	DATE
1	44	North Florida • UNF	12/30/2017
2	41	Eastern Washington	11/13/2015
3	38	BYU	12/29/2018
4	37	Georgia	01/18/2020
	37	Austin Peay	11/09/2018
	37	North Georgia	12/09/2017
7	36	LSU	03/04/2017
8	35	Texas Southern	12/02/2015
	35	vs. Missouri State	11/22/2015
10	34	vs. Dayton	12/12/2020
	34	UT Martin	12/16/2017

FIELD GOALS ATTEMPTS • ALL GAMES

RANK	FGA	OPPONENT	DATE
1	75	vs. Dayton	12/12/2020
2	74	Long Beach State	11/16/2018
	74	North Georgia	12/09/2017
	74	Ole Miss	02/21/2017
5	71	at Alabama	01/29/2019
	71	North Florida • UNF	12/30/2017
	71	Alabama	02/02/2016

FIELD GOAL PERCENTAGE • ALL GAMES

RANK	FG%	OPPONENT	DATE
1	62.1 • 41-66	Eastern Washington	11/13/2015
2	62.0 • 44-71	North Florida • UNF	12/30/2017
3	61.7 • 37-60	Georgia	01/18/2020
4	61.1 • 33-54	Alcorn State	11/26/2018
5	60.8 • 31-51	at Vanderbilt	01/09/2021
6	60.5 • 26-43	vs. Tulane	11/21/2019
7	59.3 • 35-59	vs. Missouri State	11/22/2015
8	58.8 • 30-51	at Arkansas	02/15/2020
9	58.5 • 31-53	at Vanderbilt	02/14/2018
10	58.3 • 28-48	vs. LSU • SEC-T	03/08/2018

FIELD GOALS MADE • 1ST HALF • ALL GAMES

RANK	FGM	OPPONENT	DATE
1	21	North Florida • UNF	12/30/2017
	21	North Georgia	12/09/2017
3	20	at LSU	01/07/2017
4	19	BYU	12/29/2018
	19	Austin Peay	11/09/2018
	19	LSU	03/04/2017
	19	Texas Southern	12/02/2015
	19	vs. Missouri State	11/22/2015

FIELD GOAL PERCENTAGE • 1ST HALF • ALL GAMES

RANK	FG%	OPPONENT	DATE
1	70.4 • 19-27	vs. Missouri State	11/22/2015
2	68.0 • 17-25	Alcorn State	11/26/2018
3	64.0 • 16-25	vs. LSU • SEC-T	03/08/2018
4	62.5 • 15-24	at Vanderbilt	01/09/2021
5	62.1 • 18-29	at Arkansas	02/15/2020
	62.1 • 18-29	vs. Northern Colorado	12/23/2015
7	60.7 • 17-28	Missouri	01/14/2020
8	60.0 • 18-30	Kent State	12/30/2019
	60.0 • 15-25	[21] LSU	02/06/2019
	60.0 • 18-30	Arkansas	02/09/2016

FIELD GOALS MADE • 2ND HALF • ALL GAMES

RANK	FGM	OPPONENT	DATE
1	23	North Florida • UNF	12/30/2017
	23	Eastern Washington	11/13/2015
3	21	at Alabama	01/29/2019
	21	UT Martin	12/16/2017
	21	Florida A&M	11/18/2017

FIELD GOAL PERCENTAGE • 2ND HALF • ALL GAMES

RANK	FG%	OPPONENT	DATE
1	69.7 • 23-33	North Florida • UNF	12/30/2017
2	69.2 • 18-26	Tennessee	02/01/2020
3	68.4 • 13-19	vs. Tulane	11/21/2019
	68.4 • 13-19	Texas A&M	01/14/2017
5	67.9 • 19-28	[13] Missouri	01/05/2021
	67.9 • 19-28	Georgia	01/18/2020
7	67.7 • 21-31	UT Martin	12/16/2017
	67.7 • 21-31	Florida A&M	11/18/2017

3-POINT FIELD GOALS MADE • ALL GAMES

RANK	3FGM	OPPONENT	DATE
1	19	vs. Clemson	12/08/2018
2	17	vs. Southern Miss • USM	12/19/2016
3	16	Texas A&M	03/09/2019
4	14	Wofford	12/19/2018
	14	McNeese State	12/04/2018
6	13	[16] Auburn	01/26/2019
	13	at Baylor • NIT	03/18/2018
	13	North Georgia	12/09/2017
	13	Georgia State	12/04/2016
10	12	at Georgia	12/30/2020
	12	Cincinnati	12/15/2018
	12	Ole Miss	02/17/2018
	12	Missouri	01/25/2017
	12	at Arkansas	01/10/2017
	12	Ole Miss	01/23/2016

3-POINT FIELD GOAL ATTEMPTS • ALL GAMES

RANK	3FGA	OPPONENT	DATE
1	34	Texas A&M	03/09/2019
	34	Georgia State	12/04/2016
2	33	UT Martin	12/16/2017
3	31	McNeese State	12/04/2018
	31	at Missouri	02/10/2018
	31	Southern	11/16/2015

3-POINT FIELD GOAL PERCENTAGE • ALL GAMES

RANK	3FG%	OPPONENT	DATE
1	63.3 • 19-30	vs. Clemson	12/08/2018
2	59.1 • 13-22	at Baylor • NIT	03/18/2018
3	58.8 • 10-17	Florida	01/15/2019
	58.8 • 10-17	vs. LSU • SEC-T	03/08/2018
	58.8 • 10-17	at Vanderbilt	02/14/2018
6	58.6 • 17-29	vs. Southern Miss • USM	12/19/2016
7	57.9 • 11-19	Oregon State	12/01/2016
8	55.0 • 11-20	vs. Tulane	11/21/2019
9	52.2 • 12-23	Cincinnati	12/15/2018
	52.2 • 12-23	Ole Miss	02/17/2018
	52.2 • 12-23	Missouri	01/25/2017

FREE THROWS MADE • ALL GAMES

RANK	FTM	OPPONENT	DATE
1	29	Kent State	12/30/2019
2	28	South Carolina	02/19/2020
	28	Wofford	12/19/2018
4	27	Arkansas	01/22/2020
	27	Alabama State	11/10/2017
	27	at Auburn	02/07/2017
7	26	Stephen F. Austin	11/22/2017
8	25	Tennessee	02/01/2020
	25	Radford	12/18/2019
10	24	[22] Arkansas	01/02/2018
	24	Texas A&M	01/14/2017

FREE THROW ATTEMPTS • ALL GAMES

RANK	FTA	OPPONENT	DATE
1	40	[22] Arkansas	01/02/2018
2	38	Kent State	12/30/2019
3	36	South Carolina	02/19/2020
	36	Wofford	12/19/2018
5	35	Stephen F. Austin	11/22/2017
	35	Alabama State	11/10/2017

FREE THROW PERCENTAGE • ALL GAMES

RANK	FT%	OPPONENT	DATE
1	93.3 • 14-15	at South Carolina	01/31/2018
2	92.3 • 12-13	vs. No. 17 Villanova	11/22/2019
	92.3 • 12-13	vs. LSU • SEC-T	03/08/2017
4	90.9 • 20-22	BYU	12/29/2018
5	90.5 • 19-21	[13] Missouri	01/05/2021
6	90.0 • 18-20	South Carolina	02/23/2019
7	88.2 • 15-17	at [18] Alabama	01/23/2021
	88.2 • 15-17	at Florida	01/28/2020
	88.2 • 15-17	Ole Miss	01/23/2016
10	87.5 • 14-16	vs. [13] Tennessee • SEC-T	03/09/2018
	87.5 • 14-16	at [14] Kentucky	01/12/2016
12	87.1 • 27-31	Arkansas	01/22/2020
13	85.7 • 18-21	at LSU	01/11/2020
	85.7 • 12-14	at Vanderbilt	01/19/2019
	85.7 • 12-14	vs. UTEP	11/20/2016

REBOUNDS • ALL GAMES

RANK	REB	OPPONENT	DATE
1	55	Tennessee	02/04/2017
2	53	UT Martin	12/16/2017
3	52	Long Beach State	11/16/2018
4	50	Jackson State	12/08/2020
	50	Arkansas	02/09/2016
5	49	at LSU	01/11/2020
	49	Ole Miss	02/21/2017
7	47	Florida	01/16/2021
	47	Mississippi Valley State	12/21/2020
	47	Nebraska • NIT	03/14/2018
	47	Alabama State	11/10/2017

REBOUNDING MARGIN • ALL GAMES

RANK	RM	OPPONENT	DATE
1	+25 • 50-25	Jackson State	12/08/2020
	+25 • 41-16	vs. Tulane	11/21/2019
	+25 • 46-21	North Florida • UNF	12/30/2017
3	+24 • 53-29	UT Martin	12/16/2017
4	+23 • 47-27	Mississippi Valley State	12/21/2020
5	+21 • 47-26	Florida	01/16/2021
6	+20 • 41-21	at Auburn	03/02/2019
7	+19 • 46-27	Texas State	11/30/2020
8	+18 • 40-22	Georgia	01/18/2020
	+18 • 49-31	at LSU	01/11/2020
	+18 • 45-27	New Orleans	11/17/2019
	+18 • 52-34	Long Beach State	11/16/2018

REBOUNDING DEFICIT • ALL GAMES

RANK	RD	OPPONENT	DATE
1	-25 • 51-26	at South Carolina	01/26/2016
2	-17 • 50-33	vs. [13] Tennessee • SEC-T	03/09/2018
	-17 • 43-26	Alabama	01/03/2017
4	-15 • 38-23	Texas A&M	01/14/2017
5	-14 • 49-35	at Tennessee	01/21/2017
	-14 • 49-35	vs. Central Florida • UCF	11/17/2016
	-14 • 46-32	at Florida State • FSU	12/16/2015
	-14 • 41-27	vs. Miami • Florida	11/19/2015

ASSISTS • ALL GAMES

RANK	ASST	OPPONENT	DATE
1	24	Alcorn State	11/26/2018
	24	at Baylor • NIT	03/18/2018
	24	North Florida • UNF	12/30/2017
4	22	Texas A&M	03/09/2019
	22	vs. Clemson	12/08/2018
6	21	Georgia	01/18/2020
	21	at Coastal Carolina	11/24/2019
	21	UT Martin	12/16/2017
	21	LSU	03/04/2017
	21	vs. Southern Miss • USM	12/19/2016
	21	vs. Northern Colorado	12/23/2015
12	20	New Orleans	11/17/2019
	20	[16] Auburn	01/26/2019
	20	Vanderbilt	01/16/2018
	20	South Carolina	02/27/2016
	20	vs. Missouri State	11/22/2015

STEALS • ALL GAMES

RANK	STL	OPPONENT	DATE
1	17	Oregon State	12/01/2016
2	15	Alabama	02/12/2019
	15	Hartford	11/11/2018
4	14	at Arkansas	02/16/2019
5	13	at [18] Alabama	01/23/2021
	13	South Carolina	02/24/2018
	13	Dayton	12/03/2017
	13	Ole Miss	02/21/2017
	13	vs. Boise State	11/18/2016
	13	South Carolina	02/27/2016

BLOCKS • ALL GAMES

RANK	BLK	OPPONENT	DATE
1	13	Florida A&M	11/18/2017
2	12	[8] Auburn	01/04/2020
	12	at South Carolina	01/26/2016
3	11	vs. Southern Miss • USM	12/19/2016
4	10	South Carolina	02/23/2019
	10	Long Beach State	11/16/2018
	10	Stephen F. Austin	11/22/2017
	10	Texas Southern	12/02/2015

TURNOVERS • ALL GAMES

RANK	TO	OPPONENT	DATE
1	25	vs. Tulane	11/21/2019
2	24	Dayton	12/03/2017
3	23	Sam Houston State	11/08/2019
4	22	South Carolina	02/19/2020
	22	Ole Miss	02/21/2017
5	20	at South Carolina	02/28/2017

BEN HOWLAND ERA RECORDS • TEAM • SEC OPPONENTS

POINTS SCORED • SEC OPPONENTS

RANK	PTS	OPPONENT	DATE
1	95	at LSU	01/07/2017
2	93	at Texas A&M	02/20/2018
3	92	Texas A&M	03/09/2019
	92	[16] Auburn	01/26/2019
	92	at Auburn	02/07/2017
6	91	Georgia	01/18/2020
7	89	Missouri	01/25/2017
8	88	[21] LSU	02/06/2019
	88	LSU	03/04/2017
10	86	Tennessee	02/01/2020

POINTS ALLOWED LOW • SEC OPPONENTS

RANK	PTS	OPPONENT	DATE
1	44	Ole Miss	03/07/2020
2	45	Missouri	01/14/2020
3	46	Arkansas	02/09/2016
4	49	Missouri	02/26/2019
5	52	vs. LSU • SEC-T	03/08/2017
6	54	vs. Texas A&M • SEC-T	03/14/2019
7	55	at Vanderbilt	01/19/2019
8	56	Texas A&M	01/13/2021
9	57	Georgia	02/03/2018
	57	[15] Florida	02/18/2017

MARGIN OF VICTORY • SEC OPPONENTS

RANK	MOV	OPPONENT	DATE
1	+32 • 91-59	Georgia	01/18/2020
	+32 • 78-46	Arkansas	02/09/2016
3	+27 • 72-45	Missouri	01/14/2020
	+27 • 79-52	vs. LSU • SEC-T	03/08/2017
5	+26 • 70-54	vs. Texas A&M • SEC-T	03/14/2019
6	+25 • 69-44	Ole Miss	03/07/2020
7	+19 • 68-49	Missouri	02/26/2019
	+19 • 81-62	Alabama	02/12/2019
9	+18 • 80-62	Vanderbilt	01/16/2018
10	+17 • 79-62	Ole Miss	02/17/2018
	+17 • 95-78	at LSU	01/07/2017
12	+16 • 71-55	at Vanderbilt	01/19/2019
13	+15 • 78-63	[13] Missouri	01/05/2021
	+15 • 76-61	South Carolina	02/23/2019
	+15 • 72-57	Georgia	02/03/2018
	+15 • 89-74	Missouri	01/25/2017

POINTS SCORED LOW • SEC OPPONENTS

RANK	PTS	OPPONENT	DATE
1	46	Ole Miss	01/19/2021
2	48	at Vanderbilt	02/25/2017
3	52	[15] Florida	02/18/2017
4	54	at [5] Tennessee	03/05/2019
	54	[16] Tennessee	02/27/2018
	54	at Florida	01/10/2018

POINTS ALLOWED • SEC OPPONENTS

RANK	PTS	OPPONENT	DATE
1	98	at Auburn	02/07/2017
2	92	[21] LSU	02/06/2019
3	91	at Tennessee	01/21/2017
4	90	at Alabama	01/08/2020
5	89	at Missouri	02/10/2018

MARGIN OF DEFEAT • SEC OPPONENTS

RANK	MOD	OPPONENT	DATE
1	-29 • 77-48	at Vanderbilt	02/25/2017
2	-27 • 88-61	at Ole Miss	01/31/2017
3	-25 • 83-58	at Ole Miss	02/11/2020
4	-22 • 76-54	[16] Tennessee	02/27/2018
5	-21 • 90-69	at Alabama	01/08/2020
	-21 • 76-55	at [8] Kentucky	01/22/2019
	-21 • 78-57	at LSU	03/03/2018
8	-20 • 75-55	vs. Alabama • SEC-T	03/09/2017

POINTS SCORED • 1ST HALF • SEC OPPONENTS

RANK	PTS	OPPONENT	DATE
1	52	at LSU	01/07/2017
2	48	LSU	03/04/2017
3	47	[16] Auburn	01/26/2019
4	46	Texas A&M	03/09/2019
5	45	vs. LSU • SEC-T	03/08/2018
6	44	Ole Miss	02/17/2018
7	43	Alabama	02/12/2019
8	42	Georgia	01/18/2020
	42	[21] LSU	02/06/2019
	42	Arkansas	02/09/2016
	42	at Florida	01/19/2016

POINTS ALLOWED LOW • 1ST HALF • SEC OPPONENTS

RANK	PTS	OPPONENT	DATE
1	20	Missouri	01/14/2020
	20	Auburn	03/05/2016
	20	Arkansas	02/09/2016
	20	at Missouri	01/30/2016
5	21	Georgia	02/03/2018

HALFTIME LEAD • SEC OPPONENTS

RANK	HL	OPPONENT	DATE
1	+22 • 42-20	Arkansas	02/09/2016
2	+21 • 44-23	Ole Miss	02/17/2018
3	+20 • 40-20	Missouri	01/14/2020
4	+19 • 52-33	at LSU	01/07/2017
	+19 • 39-20	Auburn	03/05/2016

POINTS SCORED LOW • 1ST HALF • SEC OPPONENTS

RANK	PTS	OPPONENT	DATE
1	20	Alabama	01/03/2017
2	21	Ole Miss	01/19/2021
	21	Tennessee	02/04/2017
	21	Georgia	02/13/2016
5	22	at LSU	01/11/2020
	22	at Alabama	01/20/2018
	22	vs. Alabama • SEC-T	03/09/2017

POINTS ALLOWED • 1ST HALF • SEC OPPONENTS

RANK	PTS	OPPONENT	DATE
1	51	at Ole Miss	01/31/2017
2	48	at Auburn	02/07/2017
3	46	[5] Kentucky	01/17/2017
4	45	at Florida	01/28/2020
	45	[16] Auburn	01/26/2019

HALFTIME DEFICIT • SEC OPPONENTS

RANK	MOD	OPPONENT	DATE
1	-20 • 48-28	at Auburn	02/07/2017
2	-19 • 41-22	at Alabama	01/20/2018
3	-18 • 51-33	at Ole Miss	01/31/2017
4	-15 • 40-25	[5] Kentucky	02/09/2019
5	-14 • 37-23	at Vanderbilt	02/25/2017

POINTS SCORED • 2ND HALF • SEC OPPONENTS

RANK	PTS	OPPONENT	DATE
1	64	at Auburn	02/07/2017
2	58	Tennessee	02/01/2020
3	52	at Texas A&M	02/20/2018
4	51	[13] Missouri	01/05/2021
5	50	at Auburn	03/02/2019
	50	at Alabama	01/29/2019
	50	Missouri	01/25/2017
8	49	Vanderbilt	02/08/2020
	49	at [15] Kentucky	02/04/2020
	49	Georgia	01/18/2020
	49	at Vanderbilt	02/14/2018

POINTS ALLOWED LOW • 2ND HALF • SEC OPPONENTS

RANK	PTS	OPPONENT	DATE
1	19	Ole Miss	03/07/2020
2	23	Missouri	02/26/2019
3	24	[13] Missouri	01/05/2021
4	25	Missouri	01/14/2020
	25	South Carolina	02/23/2019
	25	[15] Florida	02/18/2017

2ND HALF MARGIN OF VICTORY • SEC OPPONENTS

RANK	MOV	OPPONENT	DATE
1	+27 • 51-24	[13] Missouri	01/05/2021
2	+22 • 47-25	South Carolina	02/23/2019
3	+21 • 49-28	Georgia	01/18/2020
4	+19 • 58-39	Tennessee	02/01/2020
	+19 • 50-31	Missouri	01/25/2017
6	+17 • 43-26	at Florida	01/28/2020
	+17 • 43-26	Tennessee	02/04/2017
8	+16 • 45-29	at Arkansas	02/16/2019
9	+15 • 42-27	vs. LSU • SEC-T	03/08/2017

POINTS SCORED LOW • 2ND HALF • SEC OPPONENTS

RANK	PTS	OPPONENT	DATE
1	20	[16] Tennessee	02/27/2018
2	22	Texas A&M	01/13/2021
3	24	at Ole Miss	02/11/2020
	24	at Ole Miss	01/06/2018
5	25	Ole Miss	01/19/2021
	25	at LSU	03/03/2018
	25	at Vanderbilt	02/25/2017

POINTS ALLOWED • 2ND HALF • SEC OPPONENTS

RANK	PTS	OPPONENT	DATE
1	54	at Tennessee	01/21/2017
2	52	[22] Auburn	01/13/2018
3	51	at Texas A&M	02/22/2020
	51	[8] Auburn	01/04/2020
	51	at Georgia	02/14/2017
6	50	at Ole Miss	02/11/2020
	50	at Auburn	02/07/2017

2ND HALF MARGIN OF DEFEAT • SEC OPPONENTS

RANK	MOD	OPPONENT	DATE
1	-26 • 50-24	at Ole Miss	02/11/2020
2	-19 • 52-33	[22] Auburn	01/13/2018
3	-16 • 41-25	at LSU	03/03/2018
4	-16 • 36-20	[16] Tennessee	02/27/2018
5	-15 • 40-25	at Vanderbilt	02/25/2017

FIELD GOALS MADE • SEC OPPONENTS

RANK	FGM	OPPONENT	DATE
1	37	Georgia	01/18/2020
2	36	LSU	03/04/2017
3	33	Texas A&M	03/09/2019
	33	at LSU	01/07/2017
	33	Alabama	02/02/2016

FIELD GOALS ATTEMPTS • SEC OPPONENTS

RANK	FGA	OPPONENT	DATE
1	74	Ole Miss	02/21/2017
2	71	at Alabama	01/29/2019
	71	Alabama	02/02/2016
4	69	Kentucky	01/02/2021
	69	at Alabama	01/08/2020
	69	at Missouri	02/10/2018

FIELD GOAL PERCENTAGE • SEC OPPONENTS

RANK	FG%	OPPONENT	DATE
1	61.7 • 37-60	Georgia	01/18/2020
2	60.8 • 31-51	at Vanderbilt	01/09/2021
3	58.8 • 30-51	at Arkansas	02/15/2020
4	58.5 • 31-53	at Vanderbilt	02/14/2018
5	58.3 • 28-48	vs. LSU • SEC-T	03/08/2018
6	57.1 • 28-49	Tennessee	02/01/2020
	57.1 • 32-56	Missouri	01/25/2017
8	56.4 • 31-55	Ole Miss	02/17/2018
9	54.7 • 29-53	Missouri	01/27/2018
10	54.5 • 30-55	Missouri	01/14/2020
	54.5 • 36-66	LSU	03/04/2017

FIELD GOALS MADE • 1ST HALF • SEC OPPONENTS

RANK	FGM	OPPONENT	DATE
1	20	at LSU	01/07/2017
2	19	LSU	03/04/2017
3	18	at Arkansas	02/15/2020
	18	Georgia	01/18/2020
	18	Arkansas	02/09/2016
6	17	Alabama	02/25/2020
	17	Missouri	01/14/2020

FIELD GOAL PERCENTAGE • 1ST HALF • SEC OPPONENTS

RANK	FG%	OPPONENT	DATE
1	64.0 • 16-25	vs. LSU • SEC-T	03/08/2018
2	62.5 • 15-24	at Vanderbilt	01/09/2021
3	62.1 • 18-29	at Arkansas	02/15/2020
4	60.7 • 17-28	Missouri	01/14/2020
5	60.0 • 15-25	[21] LSU	02/06/2019
	60.0 • 18-30	Arkansas	02/09/2016

FIELD GOALS MADE • 2ND HALF • SEC OPPONENTS

RANK	FGM	OPPONENT	DATE
1	21	at Alabama	01/29/2019
2	19	[13] Missouri	01/05/2021
	19	Georgia	01/18/2020
4	18	Tennessee	02/01/2020
	18	vs. [8] Tennessee • SEC-T	03/15/2019
	18	at Vanderbilt	02/14/2018
	18	at Missouri	02/10/2018
	18	Missouri	01/27/2018
	18	at Auburn	02/07/2017
	18	Missouri	01/25/2017
	18	[5] Kentucky	01/17/2017
	18	Tennessee	01/16/2016

FIELD GOAL PERCENTAGE • 2ND HALF • SEC OPPONENTS

RANK	FG%	OPPONENT	DATE
1	69.2 • 18-26	Tennessee	02/01/2020
2	68.4 • 13-19	Texas A&M	01/14/2017
3	67.9 • 19-28	[13] Missouri	01/05/2021
	67.9 • 19-28	Georgia	01/18/2020
5	66.7 • 18-27	at Vanderbilt	02/14/2018
	66.7 • 18-27	Missouri	01/27/2018
7	65.4 • 17-26	South Carolina	02/23/2019

3-POINT FIELD GOALS MADE • SEC OPPONENTS

RANK	3FGM	OPPONENT	DATE
1	16	Texas A&M	03/09/2019
2	13	[16] Auburn	01/26/2019
3	12	at Georgia	12/30/2020
	12	Ole Miss	02/17/2018
	12	Missouri	01/25/2017
	12	at Arkansas	01/10/2017
	12	Ole Miss	01/23/2016
8	11	vs. Texas A&M • SEC-T	03/14/2019
	11	at South Carolina	01/08/2019
	11	at Missouri	02/10/2018
	11	vs. LSU • SEC-T	03/08/2017
	11	[19] South Carolina	02/11/2017
	11	at Auburn	02/07/2017
	11	at LSU	01/07/2017
	11	Auburn	03/05/2016
	11	at South Carolina	01/26/2016

3-POINT FIELD GOAL ATTEMPTS • SEC OPPONENTS

RANK	3FGA	OPPONENT	DATE
1	34	Texas A&M	03/09/2019
2	31	at Missouri	02/10/2018
3	30	at Auburn	03/20/2019
	30	[16] Auburn	01/26/2019
	30	vs. LSU • SEC-T	03/08/2017

3-POINT FIELD GOAL PERCENTAGE • SEC OPPONENTS

MIN • 10 3-PT FIELD GOAL ATTEMPTS

RANK	3FG%	OPPONENT	DATE
1	58.8 • 10-17	Florida	01/15/2019
	58.8 • 10-17	vs. LSU • SEC-T	03/08/2018
	58.8 • 10-17	at Vanderbilt	02/14/2018
3	52.2 • 12-23	Ole Miss	02/17/2018
	52.2 • 12-23	Missouri	01/25/2017
5	50.0 • 11-22	at LSU	01/07/2017
	50.0 • 12-24	Ole Miss	01/23/2016

FREE THROWS MADE • SEC OPPONENTS

RANK	FTM	OPPONENT	DATE
1	28	South Carolina	02/19/2020
2	27	Arkansas	01/22/2020
	27	at Auburn	02/07/2017
4	25	Tennessee	02/01/2020
5	24	[22] Arkansas	01/02/2018
	24	Texas A&M	01/14/2017
7	23	[16] Auburn	01/26/2019
	23	at Texas A&M	02/20/2018
9	22	at South Carolina	03/03/2020
	22	at Arkansas	01/10/2017
10	20	at Ole Miss	02/11/2020
	20	Arkansas	02/09/2016

FREE THROW ATTEMPTS • SEC OPPONENTS

RANK	FTA	OPPONENT	DATE
1	40	[22] Arkansas	01/02/2018
2	36	South Carolina	02/19/2020
3	34	[16] Auburn	01/26/2019
	34	at Auburn	02/07/2017
5	32	at Arkansas	01/10/2017
6	31	Arkansas	01/22/2020
	31	Tennessee	02/04/2017
8	30	Tennessee	02/01/2020
	30	Texas A&M	01/14/2017

FREE THROW PERCENTAGE • SEC OPPONENTS

MIN • 10 FT MADE

RANK	FT%	OPPONENT	DATE
1	93.3 • 14-15	at South Carolina	01/31/2018
2	92.3 • 12-13	vs. LSU • SEC-T	03/08/2017
3	90.5 • 19-21	[13] Missouri	01/05/2021
4	90.0 • 18-20	South Carolina	02/23/2019
5	88.2 • 15-17	at [18] Alabama	01/23/2021
	88.2 • 15-17	at Florida	01/28/2020
	88.2 • 15-17	Ole Miss	01/23/2016
8	87.5 • 14-16	vs. [13] Tennessee • SEC-T	03/09/2018
	87.5 • 14-16	at [14] Kentucky	01/12/2016
10	87.1 • 27-31	Arkansas	01/22/2020
11	85.7 • 18-21	at LSU	01/11/2020
	85.7 • 12-14	at Vanderbilt	01/19/2019

REBOUNDS • SEC OPPONENTS

RANK	REB	OPPONENT	DATE
1	55	Tennessee	02/04/2017
2	50	Arkansas	02/09/2016
3	49	at LSU	01/11/2020
	49	Ole Miss	02/21/2017
5	47	Florida	01/16/2021
6	46	Kentucky	01/02/2021
	46	[8] Auburn	01/04/2020
8	45	at Ole Miss	01/06/2018
9	44	at Texas A&M	02/20/2018
10	43	at Alabama	01/29/2019
	43	Auburn	03/05/2016
	43	at Missouri	01/30/2016

REBOUNDING MARGIN • SEC OPPONENTS

RANK	RM	OPPONENT	DATE
1	+21 • 47-26	Florida	01/16/2021
2	+20 • 41-21	at Auburn	03/02/2019
3	+18 • 40-22	Georgia	01/18/2020
	+18 • 49-31	at LSU	01/11/2020
5	+17 • 37-20	Georgia	02/03/2018
6	+15 • 37-22	[13] Missouri	01/05/2021

REBOUNDING DEFICIT • SEC OPPONENTS

RANK	RD	OPPONENT	DATE
1	-25 • 51-26	at South Carolina	01/26/2016
2	-17 • 50-33	vs. [13] Tennessee • SEC-T	03/09/2018
	-17 • 43-26	Alabama	01/03/2017
4	-15 • 38-23	Texas A&M	01/14/2017
5	-14 • 49-35	at Tennessee	01/21/2017

ASSISTS • SEC OPPONENTS

RANK	ASST	OPPONENT	DATE
1	22	Texas A&M	03/09/2019
2	21	Georgia	01/18/2020
	21	LSU	03/04/2017
4	20	[16] Auburn	01/26/2019
	20	Vanderbilt	01/16/2018
	20	South Carolina	02/27/2016
7	19	at Texas A&M	02/22/2020
	19	Florida	01/15/2019
	19	at Texas A&M	02/20/2018
10	18	at Vanderbilt	02/14/2018
	18	Tennessee	01/16/2016

STEALS • SEC OPPONENTS

RANK	STL	OPPONENT	DATE
1	15	Alabama	02/12/2019
2	14	at Arkansas	02/16/2019
3	13	at [18] Alabama	01/23/2021
	13	South Carolina	02/24/2018
	13	Ole Miss	02/21/2017
	13	South Carolina	02/27/2016
7	12	vs. LSU • SEC-T	03/08/2017
	12	at Ole Miss	03/02/2016
9	11	[21] LSU	02/06/2019
	11	[16] Auburn	01/26/2019
	11	Texas A&M	01/14/2017
	11	at Florida	01/19/2016

BLOCKS • SEC OPPONENTS

RANK	BLK	OPPONENT	DATE
1	12	[8] Auburn	01/04/2020
	12	at South Carolina	01/26/2016
3	10	South Carolina	02/23/2019
4	9	at South Carolina	01/08/2019
	9	Arkansas	02/09/2016
6	8	Alabama	02/25/2020
	8	Vanderbilt	02/08/2020
	8	Missouri	02/26/2019
	8	vs. [13] Tennessee • SEC-T	03/09/2018
	8	vs. LSU • SEC-T	03/08/2018
	8	[22] Auburn	01/13/2018
	8	[22] Arkansas	01/02/2018

TURNOVERS • SEC OPPONENTS

RANK	TO	OPPONENT	DATE
1	22	South Carolina	02/19/2020
	22	Ole Miss	02/21/2017
3	20	at South Carolina	02/28/2017
4	19	[19] South Carolina	02/11/2017
	19	at Ole Miss	01/31/2017
	19	[5] Kentucky	01/17/2017
	19	at [14] Kentucky	01/12/2016

BEN HOWLAND ERA RECORDS • INDIVIDUAL

POINTS SCORED • ALL GAMES

RANK	PTS	PLAYER	OPPONENT	DATE
1	35	Tyson Carter	North Dakota State	11/30/2017
2	32	D.J. Stewart Jr.	vs. Dayton	12/12/2020
3	31	Quinnndary Weatherspoon	at Georgia	02/20/2019
4	29	Quinnndary Weatherspoon	Missouri	01/25/2017
5	28	Tyson Carter	Sam Houston State	11/08/2019
	28	Aric Holman	BYU	12/29/2018
	28	Lamar Peters	vs. Clemson	12/08/2018
	28	Gavin Ware	at Ole Miss	03/02/2016
	28	Gavin Ware	Alabama	02/02/2016
10	27	D.J. Stewart Jr.	at [18] Alabama	01/23/2021
	27	Tolu Smith	Florida	01/16/2021
	27	Reggie Perry	at Florida	01/28/2020
	27	Quinnndary Weatherspoon	vs. Liberty • NCAA-T	03/22/2019
	27	Quinnndary Weatherspoon	LSU	02/06/2019
	27	Quinnndary Weatherspoon	at Ole Miss	02/02/2019
	27	Quinnndary Weatherspoon	[16] Auburn	01/26/2019
	27	Quinnndary Weatherspoon	BYU	12/29/2018
	27	Lamar Peters	McNeese State	12/04/2018
	27	Quinnndary Weatherspoon	Morehead State	12/22/2016
20	26	Tyson Carter	at Arkansas	02/15/2020
	26	Reggie Perry	Arkansas	01/22/2020
	26	Reggie Perry	Kent State	12/30/2019
	26	Gavin Ware	Eastern Washington	11/13/2015
24	25	Reggie Perry	Vanderbilt	02/08/2020
	25	Quinnndary Weatherspoon	at Auburn	03/02/2019
	25	Tyson Carter	Stephen F. Austin • SFA	11/22/2017
	25	Quinnndary Weatherspoon	at Auburn	02/07/2017
	25	Lamar Peters	[5] Kentucky	01/17/2017
	25	Quinnndary Weatherspoon	at Arkansas	01/10/2017
	25	Quinnndary Weatherspoon	Missouri-Kansas City • UMKC	12/29/2016
	25	Quinnndary Weatherspoon	vs. Boise State	11/18/2016
	25	Malik Newman	Ole Miss	01/23/2016
	25	Gavin Ware	vs. Missouri State	11/22/2015
	25	I.J. Ready	Eastern Washington	11/13/2015
35	24	Iverson Molinar	at Vanderbilt	01/09/2021
	24	D.J. Stewart	[13] Missouri	01/05/2021
	24	Iverson Molinar	at Georgia	12/30/2020
	24	Tyson Carter	at South Carolina	03/03/2020
	24	Reggie Perry	at Ole Miss	02/11/2020
	24	Reggie Perry	Tennessee	02/01/2020
	24	Lamar Peters	vs. LSU • SEC-T	03/08/2018
	24	Lamar Peters	Georgia State	12/04/2016
	24	Quinnndary Weatherspoon	Vanderbilt	02/16/2016
	24	Craig Sword	at [21] Texas A&M	02/24/2016
45	23	D.J. Stewart Jr.	Texas State	11/30/2020
	23	Reggie Perry	Missouri	01/14/2020
	23	Tyson Carter	Florida International	11/05/2019
	23	Aric Holman	North Florida • UNF	12/30/2017
	23	Lamar Peters	at Auburn	02/07/2017
	23	Lamar Peters	Missouri	01/25/2017
	23	Quinnndary Weatherspoon	Tennessee	01/16/2016
52	22	Reggie Perry	Ole Miss	03/07/2020
	22	Reggie Perry	Georgia	01/18/2020
	22	Tyson Carter	vs. [17] Villanova	11/22/2019
	22	Tyson Carter	Missouri	02/26/2019
	22	Quinnndary Weatherspoon	at Arkansas	02/16/2019
	22	Lamar Peters	Alabama	02/12/2019
	22	Aric Holman	vs. Arizona State	11/19/2018
	22	Quinnndary Weatherspoon	Hartford	11/11/2018
	22	Lamar Peters	vs. [13] Tennessee • SEC-T	03/09/2018
	22	Lamar Peters	at Missouri	02/10/2018
	22	Nick Weatherspoon	[22] Arkansas	01/02/2018
	22	Quinnndary Weatherspoon	[22] Arkansas	01/02/2018
	22	Quinnndary Weatherspoon	North Georgia	12/09/2017
	22	Tyson Carter	[19] South Carolina	02/11/2017
	22	Quinnndary Weatherspoon	Norfolk State	11/11/2016
	22	Gavin Ware	UT Martin	11/28/2015
68	21	Iverson Molinar	Jackson State	12/08/2020
	21	Reggie Perry	Alabama	02/25/2020
	21	Nick Weatherspoon	Vanderbilt	02/08/2020
	21	Reggie Perry	[8] Auburn	01/04/2020
	21	Iverson Molinar	vs. Tulane	11/21/2019

RANK	PTS	PLAYER	OPPONENT	DATE
	21	Robert Woodard II	New Orleans	11/17/2019
	21	Lamar Peters	vs. Liberty • NCAA-T	03/22/2019
	21	Lamar Peters	Texas A&M	03/09/2019
	21	Tyson Carter	at Auburn	03/02/2019
	21	Reggie Perry	South Carolina	02/23/2019
	21	Reggie Perry	at Ole Miss	02/02/2019
	21	Quinnndary Weatherspoon	at Dayton	11/30/2018
	21	Quinnndary Weatherspoon	Long Beach State	11/16/2018
	21	Quinnndary Weatherspoon	Austin Peay	11/09/2018
	21	Quinnndary Weatherspoon	Little Rock	12/20/2017
	21	Aric Holman	UT Martin	12/16/2017
	21	Quinnndary Weatherspoon	UT Martin	12/16/2017
	21	Quinnndary Weatherspoon	Oregon State	12/01/2016
	21	Gavin Ware	Arkansas	02/09/2016
	21	Gavin Ware	Tennessee	01/16/2016
	21	Craig Sword	at Arkansas	01/09/2016
88	20	Iverson Molinar	[13] Missouri	01/05/2021
	20	Iverson Molinar	vs. Dayton	12/12/2020
	20	Tolu Smith	vs. Liberty	11/26/2020
	20	D.J. Stewart Jr.	vs. Liberty	11/26/2020
	20	D.J. Stewart Jr.	Tennessee	02/01/2020
	20	Nick Weatherspoon	at Alabama	01/08/2020
	20	Tyson Carter	Louisiana Tech	12/05/2019
	20	Aric Holman	vs. [8] Tennessee • SEC-T	03/15/2019
	20	Quinnndary Weatherspoon	Texas A&M	03/09/2019
	20	Quinnndary Weatherspoon	Missouri	02/26/2019
	20	Quinnndary Weatherspoon	Alabama	02/12/2019
	20	Aric Holman	at South Carolina	01/08/2019
	20	Quinnndary Weatherspoon	vs. Clemson	12/08/2018
	20	Lamar Peters	Georgia	02/03/2018
	20	Quinnndary Weatherspoon	Missouri	01/27/2018
	20	Tyson Carter	Dayton	12/03/2017
	20	Quinnndary Weatherspoon	Stephen F. Austin • SFA	11/22/2017
	20	I.J. Ready	Ole Miss	02/21/2017
	20	I.J. Ready	Lehigh	11/25/2016
	20	I.J. Ready	at South Carolina	01/26/2016
	20	I.J. Ready	at Florida	01/19/2016
	20	Craig Sword	at Kentucky	01/12/2016
	20	Malik Newman	vs Northern Colorado	12/23/2015
	20	Craig Sword	at Florida State • FSU	12/16/2015
	20	Craig Sword	vs Miami • Florida	11/19/2015

FIELD GOALS MADE • ALL GAMES

RANK	FGM	PLAYER	OPPONENT	DATE
1	13	D.J. Stewart Jr.	vs. Dayton	12/12/2020
2	12	Tyson Carter	North Dakota State	11/30/2017
	12	Gavin Ware	Alabama	02/02/2016
	12	Gavin Ware	vs Missouri State	11/22/2015
5	11	Tolu Smith	Florida	01/16/2021
	11	Quinnndary Weatherspoon	at Georgia	02/20/2019
	11	Quinnndary Weatherspoon	LSU	02/06/2019
	11	Aric Holman	BYU	12/29/2018
	11	Quinnndary Weatherspoon	Missouri	01/25/2017
	11	Gavin Ware	at Ole Miss	03/02/2016
	11	Gavin Ware	Eastern Washington	11/13/2015
12	10	D.J. Stewart Jr.	[13] Missouri	01/05/2021
	10	Iverson Molinar	vs. Dayton	12/12/2020
	10	Quinnndary Weatherspoon	Austin Peay	11/09/2018
	10	Aric Holman	North Florida • UNF	12/30/2017
	10	Quinnndary Weatherspoon	Morehead State	12/22/2016
	10	Gavin Ware	vs Miami • Florida	11/19/2015

FIELD GOAL ATTEMPTS • ALL GAMES

RANK	FGA	PLAYER	OPPONENT	DATE
1	23	Iverson Molinar	vs. Dayton	12/12/2020
2	22	D.J. Stewart Jr.	vs. Dayton	12/12/2020
3	21	D.J. Stewart Jr.	at [18] Alabama	01/23/2021
	21	Iverson Molinar	Kentucky	01/02/2021
5	20	D.J. Stewart Jr.	at Georgia	12/30/2020
	20	Quinnndary Weatherspoon	[15] Florida	02/18/2017

BEN HOWLAND ERA RECORDS • INDIVIDUAL

FIELD GOAL PERCENTAGE • ALL GAMES • MIN • 5 FGM

RANK	FG%	PLAYER	OPPONENT	DATE
1	100.0 • 7-7	Nick Weatherspoon	Ole Miss	02/17/2018
	100.0 • 6-6	Abdul Ado	at Vanderbilt	02/14/2018
	100.0 • 6-6	Quinnndary Weatherspoon	UT Martin	11/28/2015
	100.0 • 5-5	Abdul Ado	Florida	01/16/2021
	100.0 • 5-5	Abdul Ado	vs. Liberty	11/26/2020
	100.0 • 5-5	Iverson Molinar	Kent State	12/30/2019
	100.0 • 5-5	KeyShawn Feazell	North Georgia	12/09/2017
	100.0 • 5-5	Aric Holman	North Georgia	12/09/2017
	100.0 • 5-5	Schneider Herard	at Alabama	01/28/2017
10	88.9 • 8-9	Nick Weatherspoon	Vanderbilt	02/08/2020
	88.9 • 8-9	Quinnndary Weatherspoon	Alabama State	11/10/2017

3-POINT FIELD GOALS MADE • ALL GAMES

RANK	3FGM	PLAYER	OPPONENT	DATE
1	8	Lamar Peters	vs. Clemson	12/08/2018
	8	Lamar Peters	McNeese State	12/04/2018
3	7	Lamar Peters	Missouri	01/25/2017
	7	Malik Newman	Ole Miss	01/23/2016
5	6	Tyson Carter	Texas A&M	03/09/2019
	6	Tyson Carter	at Auburn	03/02/2019
	6	Tyson Carter	Dayton	12/03/2017
	6	Tyson Carter	North Dakota State	11/30/2017
	6	Quinnndary Weatherspoon	at Arkansas	01/10/2017
	6	Lamar Peters	Georgia State	12/04/2016

3-POINT FIELD GOAL ATTEMPTS • ALL GAMES

RANK	3FGA	PLAYER	OPPONENT	DATE
1	14	Tyson Carter	at Auburn	03/02/2019
2	13	Tyson Carter	Louisiana Tech	12/05/2019
	13	Lamar Peters	McNeese State	12/04/2018
4	11	Lamar Peters	vs. Clemson	12/08/2018
	11	Lamar Peters	Missouri	01/25/2017

3-POINT FIELD GOAL PERCENTAGE • ALL GAMES • MIN • 3 FGM

RANK	3FG%	PLAYER	OPPONENT	DATE
1	100.0 • 5-5	Aric Holman	vs. [8] Tennessee • SEC-T	03/15/2019
	100.0 • 5-5	Xavian Stapleton	at Vanderbilt	02/14/2018
	100.0 • 4-4	Quinnndary Weatherspoon	North Georgia	12/09/2017
	100.0 • 4-4	Quinnndary Weatherspoon	vs. Southern Miss • USM	12/19/2016
	100.0 • 3-3	Reggie Perry	at Florida	01/28/2020
	100.0 • 3-3	Reggie Perry	at Coastal Carolina	11/24/2019
	100.0 • 3-3	Quinnndary Weatherspoon	Cincinnati	12/15/2018
	100.0 • 3-3	Aric Holman	at [25] Cincinnati	12/12/2017
	100.0 • 3-3	Quinnndary Weatherspoon	at Vanderbilt	02/25/2017
	100.0 • 3-3	Mario Kegler	at Auburn	02/07/2016
	100.0 • 3-3	I.J. Ready	at South Carolina	01/26/2016
	100.0 • 3-3	Travis Daniels	Southern	11/16/2015
13	85.7 • 6-7	Quinnndary Weatherspoon	at Arkansas	01/10/2017

FREE THROWS MADE • ALL GAMES

RANK	FTM	PLAYER	OPPONENT	DATE
1	14	Reggie Perry	Arkansas	01/22/2020
	14	Quinnndary Weatherspoon	Wofford	12/19/2018
3	13	Quinnndary Weatherspoon	vs. Liberty • NCAA-T	03/22/2019
4	12	Reggie Perry	Tennessee	02/01/2020
5	11	Quinnndary Weatherspoon	[16] Auburn	01/26/2019
	11	Quinnndary Weatherspoon	Stephen F. Austin • SFA	11/22/2017
	11	Lamar Peters	Texas A&M	01/14/2017
8	10	Reggie Perry	Kent State	12/30/2019
	10	Lamar Peters	at Auburn	02/07/2017

FREE THROW ATTEMPTS • ALL GAMES

RANK	FTA	PLAYER	OPPONENT	DATE
1	16	Quinnndary Weatherspoon	vs. Liberty • NCAA-T	03/22/2019
	16	Reggie Perry	LSU	02/06/2019
3	15	Reggie Perry	Tennessee	02/01/2020
	15	Reggie Perry	Arkansas	01/22/2020
	15	Quinnndary Weatherspoon	Wofford	12/19/2018
6	14	Javian Davis	Jackson State	12/08/2020
	14	Reggie Perry	Kent State	12/30/2019
	14	Quinnndary Weatherspoon	Stephen F. Austin • SFA	11/22/2017
	14	Schneider Herard	Tennessee	02/04/2017
10	12	Tolu Smith	vs. Clemson	11/25/2020

FREE THROW PERCENTAGE • ALL GAMES • MIN • 7 FTM

RANK	FT%	PLAYER	OPPONENT	DATE
1	100.0 • 11-11	Quinnndary Weatherspoon	[16] Auburn	01/26/2019
	100.0 • 11-11	Lamar Peters	Texas A&M	01/14/2017
	100.0 • 9-9	E.J. Datcher	Alabama State	11/10/2017
	100.0 • 9-9	Gavin Ware	Arkansas	02/09/2016
	100.0 • 8-8	Iverson Molinar	at [18] Alabama	01/23/2021
	100.0 • 7-7	D.J. Stewart Jr.	at [18] Alabama	01/23/2021
	100.0 • 7-7	Tyson Carter	Radford	12/18/2019
	100.0 • 7-7	Reggie Perry	Missouri	02/26/2019
	100.0 • 7-7	Reggie Perry	South Carolina	02/23/2019
	100.0 • 7-7	Quinnndary Weatherspoon	BYU	12/29/2018
	100.0 • 7-7	Quinnndary Weatherspoon	vs. LSU • SEC-T	03/08/2017
12	93.3 • 14-15	Reggie Perry	Arkansas	01/22/2020
	93.3 • 14-15	Quinnndary Weatherspoon	Wofford	12/19/2018

REBOUNDS • ALL GAMES

RANK	REB	PLAYER	OPPONENT	DATE
1	17	Reggie Perry	Kent State	12/30/2019
2	16	Reggie Perry	at South Carolina	03/03/2020
	16	Robert Woodard II	New Orleans	11/17/2019
4	15	Reggie Perry	at LSU	01/11/2020
	15	Schneider Herard	Tennessee	02/04/2017
6	14	Tolu Smith	Florida	01/16/2021
	14	Reggie Perry	Ole Miss	03/07/2020
	14	Reggie Perry	Louisiana Tech	12/05/2019
	14	Reggie Perry	Louisiana-Monroe • ULM	11/14/2019
	14	Reggie Perry	Sam Houston State	11/08/2019
	14	Reggie Perry	at Auburn	03/02/2019
	14	Reggie Perry	Long Beach State	11/16/2018
	14	Quinnndary Weatherspoon	at Louisville • NIT	03/20/2018
	14	Aric Holman	Vanderbilt	01/16/2018
	14	Quinnndary Weatherspoon	at Missouri	01/30/2016

ASSISTS • ALL GAMES

RANK	ASST	PLAYER	OPPONENT	DATE
1	14	Lamar Peters	Nebraska • NIT	03/14/2018
2	13	I.J. Ready	at South Carolina	02/28/2017
3	11	I.J. Ready	vs Northern Colorado	12/23/2015
	11	I.J. Ready	vs Missouri State	11/22/2015
5	10	Tyson Carter	vs. Coastal Carolina	11/24/2019
	10	Lamar Peters	[16] Auburn	01/26/2019
	10	Lamar Peters	at Baylor • NIT	03/18/2018
	10	Quinnndary Weatherspoon	North Dakota State	11/30/2017

STEALS • ALL GAMES

RANK	STL	PLAYER	OPPONENT	DATE
1	6	Tyson Carter	Florida International	11/06/2019
	6	Lamar Peters	Missouri	02/26/2019
	6	Quinnndary Weatherspoon	at Arkansas	02/16/2019
	6	Quinnndary Weatherspoon	Hartford	11/11/2018
4	5	Lamar Peters	Texas A&M	01/14/2017
	5	I.J. Ready	at Arkansas	01/10/2017
	5	I.J. Ready	Oregon State	12/01/2016
	5	I.J. Ready	Northwestern State	11/28/2016
	5	I.J. Ready	South Carolina	02/27/2016

BLOCKS • ALL GAMES

RANK	BLK	PLAYER	OPPONENT	DATE
1	9	Abdul Ado	[8] Auburn	01/04/2020
2	6	Abdul Ado	South Carolina	02/23/2019
3	5	Abdul Ado	North Texas	12/04/2020
	5	Abdul Ado	Sam Houston State	11/08/2019
	5	Abdul Ado	Missouri	02/26/2019
	5	Aric Holman	at South Carolina	01/08/2019
	5	Abdul Ado	Stephen F. Austin • SFA	11/22/2017
	5	Aric Holman	Northwestern State	11/28/2016
	5	Aric Holman	Norfolk State	11/11/2016

PLAYER CAREER STATS

NO. 0 JALEN JOHNSON • 2016-17 • FRESHMAN • SAINT LOUIS

OPPONENT	GS	PTS	REB	ASST	BLK	STL
Ball State		10	3	1	0	1
Southern Utah		4	2	0	0	1
Eastern Illinois		5	3	0	2	1
vs. Brigham Young • BYU		3	1	0	0	0
vs. Alabama		8	2	1	0	0
Samford		7	4	0	1	0
Kansas State		4	2	0	0	1
at Wichita State		5	5	0	0	0
Chicago State		4	3	1	0	1
at SIU • Carbondale		3	0	0	0	0
SIU • Edwardsville		2	2	1	0	0
Winthrop		13	4	1	1	1
Rhode Island • URI		4	5	0	0	1
at La Salle		0	2	2	0	0
Davidson		9	4	1	0	0
at Duquesne	•	9	3	1	0	0
at George Mason	•	17	10	2	0	1
St. Bonaventure	•	8	3	1	0	0
at Dayton	•	6	5	0	0	0
Massachusetts • UMass	•	14	9	0	1	2
at George Washington • GW	•	6	4	1	0	2
George Mason	•	8	8	0	1	0
North Carolina A&T	•	6	4	2	0	3
at St. Bonaventure	•	5	6	0	0	2
Duquesne	•	15	7	3	4	0
Dayton	•	3	4	2	0	2
at Fordham	•	8	3	2	0	2
at Va. Commonwealth • VCU	•	17	7	0	2	1
Saint Joseph's	•	17	10	0	2	1
La Salle	•	4	10	1	1	0
at Richmond	•	0	6	1	0	0
vs. Duquesne	•	9	4	1	1	0
vs. George Washington • GW	•	16	4	0	1	0
TOTALS	18	249	149	25	17	23

NO. 0 JALEN JOHNSON • 2017-18 • SOPHOMORE • SAINT LOUIS

OPPONENT	GS	PTS	REB	ASST	BLK	STL
Seattle	•	4	3	1	1	1
Rockhurst	•	14	2	2	1	1
vs. Virginia Tech	•	7	5	1	0	0
vs. Providence	•	2	2	0	0	1
Detroit	•	24	3	1	0	0
Western Michigan	•	10	4	1	1	0
at Butler	•	3	3	0	0	0
SIU • Carbondale	•	12	4	0	1	0
Houston	•	5	1	1	1	0
Murray State	•	10	14	2	1	1
at Oregon State [PDX]	•	8	7	0	1	0
Campbell	•	17	3	2	1	0
Southeast Missouri State	•	3	3	2	0	0
at La Salle	•	10	5	0	3	2
at Davidson	•	9	4	1	0	2
Richmond	•	9	2	1	1	0
Rhode Island • URI	•	10	7	0	0	0
at George Mason	•	10	5	0	1	1
Duquesne	•	4	2	0	0	1
at Massachusetts • UMass	•	5	3	2	1	0
Va. Commonwealth • VCU	•	0	2	0	0	0
Dayton	•	16	1	0	1	0
at Saint Joseph's	•	11	4	0	0	0
Fordham	•	14	1	1	0	0
at St. Bonaventure	•	9	3	0	0	0
La Salle	•	0	1	0	0	0
at Richmond	•	7	3	0	0	0
at Dayton	•	2	8	0	0	0
George Washington • GW	•	20	6	0	2	0
at Duquesne	•	18	3	0	2	1
St. Bonaventure	•	0	6	1	0	0
vs. George Washington • GW	•	18	3	1	2	1
vs. Davidson	•	10	4	2	0	0
TOTALS	24	301	127	22	21	12

NO. 0 JALEN JOHNSON • 2019-20 • RS JUNIOR • LOUISIANA-LAFAYETTE

OPPONENT	GS	PTS	REB	ASST	BLK	STL
Loyola • New Orleans	•	22	9	0	1	1
McNeese State	•	21	7	0	5	3
at Texas Christian • TCU	•	21	4	1	0	0
Youngstown State	•	16	10	1	0	2
at Wyoming	•	8	4	0	0	0
vs. Detroit	•	18	6	1	0	0
vs. UC Irvine • UCI	•	10	5	1	0	0
Southeastern Louisiana	•	26	10	2	0	0
at Arizona State	•	8	5	0	0	1
at Louisiana Tech	•	13	9	0	0	1
at Arkansas State	•	10	6	0	0	1
Little Rock • UALR	•	26	9	1	0	0
UC Santa Barbara	•	12	3	0	1	1
South Alabama	•	4	4	0	1	0
Troy	•	0	4	1	0	1
at Appalachian State	•	13	10	1	0	0
at Georgia State	•	12	7	0	0	0
at Georgia Southern	•	15	6	2	0	1
Texas-Arlington • UTA	•	23	8	1	0	0
Texas State	•	18	7	0	1	2
Louisiana-Monroe • ULM	•	27	7	2	3	2
at Texas-Arlington • UTA	•	15	13	1	0	0
at Texas State	•	12	6	0	2	1
Georgia State	•	17	10	1	1	0
Georgia Southern	•	14	3	2	0	0
at South Alabama	•	19	6	0	1	1
at Troy	•	20	5	2	2	2
at Louisiana-Monroe • ULM	•	15	9	2	0	1
Arkansas State	•	12	4	0	0	1
at Little Rock • UALR	•	8	3	1	0	0
Coastal Carolina	•	19	5	1	2	1
Arkansas State [SBT]	•	16	10	0	1	0
at Georgia Southern [SBT]	•	21	5	1	0	2
TOTALS	33	511	219	25	21	25

NO. 0 JALEN JOHNSON • 2020-21 • RS SENIOR • MSU

OPPONENT	GS	PTS	REB	ASST	BLK	STL
vs. Clemson		5	2	1	0	0
vs. Liberty		7	4	2	0	0
Texas State		6	4	1	0	0
North Texas		10	2	0	0	0
Jackson State		3	2	0	1	0
vs. Dayton		0	0	0	0	0
Central Arkansas	•	15	3	0	1	0
Mississippi Valley State	•	10	3	0	0	1
at Georgia	•	12	5	0	0	0
Kentucky	•	14	2	2	0	0
No. 13 Missouri	•	3	2	0	0	0
at Vanderbilt	•	10	2	0	1	1
Texas A&M	•	6	2	1	0	1
Florida	•	3	0	2	0	2
Ole Miss	•	3	3	0	1	1
at No. 18 Alabama	•	0	0	0	0	0
at No. 18 Tennessee						
Iowa State						
at Arkansas						
at South Carolina						
LSU						
Vanderbilt						
at Auburn						
at Ole Miss						
South Carolina						
Alabama						
at Texas A&M						
TOTALS	10	107	36	9	4	6

NO. 5 IVERSON MOLINAR • 2019-20 • FRESHMAN

OPPONENT	GS	PTS	REB	ASST	BLK	STL
Florida International	•	14	2	2	0	0
Sam Houston State	•	2	1	5	1	0
Louisiana-Monroe	•	10	2	1	0	0
New Orleans	•	10	1	3	1	0
vs. Tulane	•	21	2	5	0	0
vs. No. 17 Villanova	•	9	1	3	0	1
at Coastal Carolina	•	6	2	2	0	0
Louisiana Tech	•	7	0	4	0	0
vs. Kansas State		8	0	0	0	0
Radford		3	0	2	2	0
vs. New Mexico State		3	0	0	0	0
Kent State		16	3	4	0	0
No. 8 Auburn		4	1	0	0	1
at Alabama		7	1	1	0	0
at LSU		3	1	0	0	0
Missouri		4	1	1	0	1
Georgia		6	2	1	0	0
Arkansas		8	0	0	0	0
at Oklahoma [OKC]		4	2	1	0	0
at Florida		0	0	0	0	0
Tennessee		2	0	0	0	0
at No. 15 Kentucky		0	0	0	0	0
Vanderbilt		2	2	1	0	0
at Ole Miss		0	0	0	0	0
at Arkansas		8	1	1	0	0
South Carolina		3	1	0	0	0
at Texas A&M		5	1	1	0	3
Alabama		7	1	0	0	0
at Missouri		5	1	0	0	1
at South Carolina		3	2	2	0	1
Ole Miss		4	1	0	0	0
TOTALS	8	184	32	40	4	8

NO. 1 IVERSON MOLINAR • 2020-21 • SOPHOMORE

OPPONENT	GS	PTS	REB	ASST	BLK	STL
vs. Clemson	DNP					
vs. Liberty	DNP					
Texas State	DNP					
North Texas	•	15	5	2	0	1
Jackson State	•	21	5	4	0	1
vs. Dayton	•	20	3	7	1	2
Central Arkansas	•	14	3	1	0	2
Mississippi Valley State	•	18	5	5	1	2
at Georgia	•	24	3	3	0	0
Kentucky	•	17	5	5	0	1
No. 13 Missouri	•	20	3	2	0	0
at Vanderbilt	•	24	8	1	0	4
Texas A&M	•	16	2	4	0	1
Florida	•	13	6	3	0	0
Ole Miss	•	7	6	3	0	1
at No. 18 Alabama	•	19	2	1	0	3
at No. 18 Tennessee						
Iowa State						
at Arkansas						
at South Carolina						
LSU						
Vanderbilt						
at Auburn						
at Ole Miss						
South Carolina						
Alabama						
at Texas A&M						
TOTALS	13	228	56	41	2	18

PLAYER CAREER STATS

NO. 2 JAVIAN DAVIS • 2019-20 • RS FRESHMAN • ALABAMA

OPPONENT	GS	PTS	REB	ASST	BLK	STL
Pennsylvania • Penn		2	2	0	0	0
Florida Atlantic • FAU	•	19	9	2	0	1
at Rhode Island • URI	•	11	7	1	0	0
Furman	•	10	5	0	1	1
vs. No. 6 North Carolina	•	5	5	1	0	2
vs. Iowa State		7	5	2	0	0
vs. Southern Miss • USM	•	6	4	1	0	3
Stephen F. Austin • SFA	•	11	2	0	0	2
at No. 21 Penn State	•	8	4	0	0	0
at Samford	•	6	5	1	2	2
vs. Belmont		12	6	0	0	0
Richmond	•	2	2	1	0	0
at Florida		0	4	0	0	0
Mississippi State		4	4	1	1	0
at No. 14 Kentucky		4	3	0	1	1
No. 4 Auburn		1	3	1	0	0
Missouri		2	1	0	0	0
at Vanderbilt		2	7	0	3	1
Kansas State		0	0	0	0	1
at No. 22 LSU		5	1	0	1	0
Arkansas	•	11	2	1	3	0
Tennessee	•	8	3	0	1	1
at Georgia	•	13	8	0	0	1
at No. 11 Auburn	•	0	3	0	0	0
No. 25 LSU		0	1	0	0	0
Texas A&M		0	0	0	0	1
at Ole Miss		10	4	1	0	0
at Mississippi State		2	3	0	0	0
South Carolina	•	20	10	1	0	1
Vanderbilt		3	3	0	0	1
at Missouri		2	2	0	0	0
TOTALS	14	186	118	14	13	19

NO. 2 JAVIAN DAVIS • 2020-21 • RS SOPHOMORE • MSU

OPPONENT	GS	PTS	REB	ASST	BLK	STL
vs. Clemson		3	7	0	0	1
vs. Liberty		0	3	2	0	0
Texas State		7	8	0	1	0
North Texas		2	3	1	1	0
Jackson State		11	5	1	0	1
vs. Dayton		2	7	0	0	1
Central Arkansas		9	8	0	0	0
Mississippi Valley State		4	3	1	0	1
at Georgia		2	4	1	0	0
Kentucky		5	7	2	0	1
No. 13 Missouri	DNP					
at Vanderbilt	DNP					
Texas A&M	DNP					
Florida	DNP					
Ole Miss		2	2	1	1	2
at No. 18 Alabama		2	4	0	1	0
at No. 18 Tennessee						
Iowa State						
at Arkansas						
at South Carolina						
LSU						
Vanderbilt						
at Auburn						
at Ole Miss						
South Carolina						
Alabama						
at Texas A&M						
TOTALS	0	49	61	9	4	7

NO. 3 D.J. STEWART JR. • 2019-20 • RS FRESHMAN

OPPONENT	GS	PTS	REB	ASST	BLK	STL
Florida International • FIU		8	2	2	0	3
Sam Houston State		15	1	2	0	1
Louisiana-Monroe • ULM		10	5	0	0	1
New Orleans		13	0	1	0	0
vs. Tulane		5	3	3	0	1
vs. No. 17 Villanova		8	4	0	0	1
at Coastal Carolina		11	2	2	2	0
Louisiana Tech		7	1	3	0	1
vs. Kansas State	•	10	1	2	1	2
Radford	•	10	3	3	0	0
vs. New Mexico State		0	0	4	0	1
Kent State		12	2	2	0	1
No. 8 Auburn		3	2	0	0	0
at Alabama		2	3	1	0	0
at LSU		9	1	0	0	1
Missouri	•	0	1	2	0	1
Georgia	•	2	1	1	1	2
Arkansas	•	14	4	0	2	1
at Oklahoma • OU [OKC]	•	12	8	2	0	0
at Florida	•	4	3	0	0	1
Tennessee	•	20	4	1	0	0
at No. 15 Kentucky	•	15	1	0	0	1
Vanderbilt	•	7	4	1	0	1
at Ole Miss	•	16	4	1	0	1
at Arkansas	•	10	3	0	0	2
South Carolina	•	16	2	3	0	1
at Texas A&M	•	2	4	5	0	2
Alabama	•	6	3	2	1	3
at Missouri	•	8	3	1	0	0
at South Carolina	•	2	2	3	0	2
Ole Miss		7	5	2	0	0
TOTALS	17	264	79	49	7	31

NO. 3 D.J. STEWART JR. • 2020-21 • RS SOPHOMORE

OPPONENT	GS	PTS	REB	ASST	BLK	STL
vs. Clemson	•	12	6	2	0	2
vs. Liberty	•	20	3	4	0	0
Texas State	•	23	3	2	0	0
North Texas	•	16	3	0	0	1
Jackson State	•	11	0	2	0	0
vs. Dayton	•	32	2	2	0	0
Central Arkansas	•	17	6	5	0	1
Mississippi Valley State	•	15	3	0	0	1
at Georgia	•	18	7	2	0	0
Kentucky	•	19	5	3	0	2
No. 13 Missouri	•	24	3	4	0	3
at Vanderbilt	•	16	2	3	0	1
Texas A&M	•	9	4	4	2	1
Florida	•	11	4	3	0	2
Ole Miss	•	18	3	0	0	0
at No. 18 Alabama	•	27	3	2	1	4
at No. 18 Tennessee						
Iowa State						
at Arkansas						
at South Carolina						
LSU						
Vanderbilt						
at Auburn						
at Ole Miss						
South Carolina						
Alabama						
at Texas A&M						
TOTALS	16	288	57	39	3	18

NO. 4 CAMERON MATTHEWS • FRESHMAN

OPPONENT	GS	PTS	REB	ASST	BLK	STL
vs. Clemson	•	8	5	0	0	3
vs. Liberty	•	2	2	2	0	1
Texas State	•	0	3	5	0	2
North Texas	•	0	2	3	0	0
Jackson State	•	2	4	2	1	1
vs. Dayton	•	5	2	1	1	2
Central Arkansas		5	2	2	1	0
Mississippi Valley State		2	3	3	0	1
at Georgia		2	2	1	0	2
Kentucky		2	4	1	0	2
No. 13 Missouri		4	3	0	1	0
at Vanderbilt		1	0	0	0	1
Texas A&M		5	3	1	1	0
Florida		2	4	1	0	0
Ole Miss		0	0	2	0	1
at No. 18 Alabama		6	7	0	0	2
at No. 18 Tennessee						
Iowa State						
at Arkansas						
at South Carolina						
LSU						
Vanderbilt						
at Auburn						
at Ole Miss						
South Carolina						
Alabama						
at Texas A&M						
TOTALS	6	46	46	24	5	18

NO. 5 DEIVON SMITH • FRESHMAN

OPPONENT	GS	PTS	REB	ASST	BLK	STL
vs. Clemson	•	2	4	1	0	1
vs. Liberty	•	10	5	5	1	2
Texas State	•	2	5	3	1	0
North Texas		4	3	0	0	0
Jackson State		5	5	2	0	2
vs. Dayton		2	1	3	0	1
Central Arkansas		0	1	2	0	0
Mississippi Valley State		1	7	4	0	0
at Georgia		13	3	3	1	2
Kentucky		2	0	0	0	1
No. 13 Missouri		6	4	3	0	2
at Vanderbilt		4	3	4	0	0
Texas A&M		2	2	0	0	2
Florida		5	6	4	0	1
Ole Miss		2	1	3	0	0
at No. 18 Alabama		5	2	2	0	0
at No. 18 Tennessee						
Iowa State						
at Arkansas						
at South Carolina						
LSU						
Vanderbilt						
at Auburn						
at Ole Miss						
South Carolina						
Alabama						
at Texas A&M						
TOTALS	3	65	52	39	3	14

PLAYER CAREER STATS

NO. 11 ANDERSSON GARCIA - FRESHMAN

OPPONENT	GS	PTS	REB	ASST	BLK	STL
vs. Clemson		0	0	0	0	0
vs. Liberty		0	0	0	0	0
Texas State		0	3	0	0	0
North Texas	DNP					
Jackson State		2	2	0	1	1
vs. Dayton	DNP					
Central Arkansas		3	0	0	0	0
Mississippi Valley State		2	1	1	0	1
at Georgia	DNP					
Kentucky	DNP					
No. 13 Missouri	DNP					
at Vanderbilt	DNP					
Texas A&M	DNP					
Florida	DNP					
Ole Miss	DNP					
at No. 18 Alabama	DNP					
at No. 18 Tennessee						
Iowa State						
at Arkansas						
at South Carolina						
LSU						
Vanderbilt						
at Auburn						
at Ole Miss						
South Carolina						
Alabama						
at Texas A&M						
TOTALS	0	7	6	1	1	2

NO. 20 DEREK FOUNTAIN - FRESHMAN

OPPONENT	GS	PTS	REB	ASST	BLK	STL
vs. Clemson	DNP					
vs. Liberty	DNP					
Texas State		0	0	0	0	0
North Texas	DNP					
Jackson State		2	1	0	0	0
vs. Dayton	DNP					
Central Arkansas	DNP					
Mississippi Valley State		0	2	0	0	0
at Georgia	DNP					
Kentucky	DNP					
No. 13 Missouri	DNP					
at Vanderbilt	DNP					
Texas A&M	DNP					
Florida	DNP					
Ole Miss	DNP					
at No. 18 Alabama	DNP					
at No. 18 Tennessee						
Iowa State						
at Arkansas						
at South Carolina						
LSU						
Vanderbilt						
at Auburn						
at Ole Miss						
South Carolina						
Alabama						
at Texas A&M						
TOTALS	0	2	3	0	0	0

NO. 24 ABDUL ADO - 2017-18 - RS FRESHMAN

OPPONENT	GS	PTS	REB	ASST	BLK	STL
Alabama State	DNP					
Florida A&M • FAMU	•	12	7	0	3	1
Green Bay	•	12	11	1	2	1
Stephen F. Austin • SFA	•	4	4	0	5	1
Jacksonville State	•	9	8	0	3	1
North Dakota State	•	5	4	0	0	2
Dayton	•	5	3	0	0	0
North Georgia	•	4	3	0	4	1
at No. 25 Cincinnati	•	0	4	0	3	4
UT Martin	•	6	12	0	3	1
Little Rock • UALR	•	6	13	1	3	2
vs. Southern Miss • USM	•	8	5	3	0	1
North Florida • UNF	•	5	9	0	2	1
No. 22 Arkansas	•	8	9	0	4	1
at Ole Miss	•	5	4	0	1	1
at Florida	•	12	10	1	1	0
No. 22 Auburn	•	10	11	0	2	2
Vanderbilt	•	9	6	1	1	1
at Alabama	•	11	4	0	1	0
at Kentucky	•	2	5	0	1	0
Missouri	•	12	7	0	0	1
at South Carolina	•	16	9	0	4	0
Georgia	•	7	6	1	2	0
Alabama	•	8	5	0	3	0
at Missouri	•	11	7	0	1	0
at Vanderbilt	•	15	7	2	1	2
Ole Miss	•	5	4	0	1	0
at Texas A&M	•	19	9	0	2	0
South Carolina	•	2	3	0	3	0
No. 16 Tennessee	•	3	1	1	1	2
at LSU	•	6	5	0	2	0
vs. LSU	•	3	3	0	3	1
vs. No. 13 Tennessee	•	4	8	0	0	0
Nebraska	•	15	9	1	1	0
at Baylor	•	3	1	0	1	0
at Louisville	•	7	7	1	3	1
vs. Penn State	•	13	8	0	0	0
TOTALS	36	282	231	13	67	28

NO. 24 ABDUL ADO - 2018-19 - RS SOPHOMORE

OPPONENT	GS	PTS	REB	ASST	BLK	STL
Austin Peay	•	11	4	0	3	0
Hartford	•	2	10	1	0	2
Long Beach State	•	2	8	0	2	2
vs. Arizona State	•	2	5	2	3	0
vs. Saint Mary's	DNP					
Alcorn State	DNP					
at Dayton	•	10	4	0	0	0
McNeese State	•	7	2	1	1	0
vs. Clemson	•	4	3	0	0	0
Cincinnati	•	3	4	0	0	1
Wofford	•	3	6	0	2	1
vs. Wright State	DNP					
Brigham Young • BYU	•	7	3	2	4	0
at South Carolina	•	12	5	0	3	2
Ole Miss	•	6	11	0	2	2
Florida	•	4	5	0	2	1
at Vanderbilt	•	4	3	0	2	1
at No. 8 Kentucky	•	0	3	0	3	0
No. 16 Auburn	•	8	3	0	1	1
at Alabama	•	3	7	0	3	0
at Ole Miss	•	4	3	0	1	1
No. 21 LSU	•	2	3	0	1	0
No. 5 Kentucky	•	6	4	0	2	0
Alabama	•	10	1	0	2	2
at Arkansas	•	5	7	1	0	1
at Georgia	•	7	6	0	1	1
South Carolina	•	7	4	1	6	0
Missouri	•	2	2	2	5	1
at Auburn	•	0	4	0	0	0
at No. 5 Tennessee	•	2	2	1	0	0
Texas A&M	•	3	6	0	3	0

OPPONENT	GS	PTS	REB	ASST	BLK	STL
vs. Texas A&M	•	7	4	1	0	0
vs. No. 8 Tennessee	•	2	4	1	2	0
vs. Liberty	•	0	4	0	3	1
TOTALS	30	145	140	13	57	20

NO. 24 ABDUL ADO - 2019-20 - RS JUNIOR

OPPONENT	GS	PTS	REB	ASST	BLK	STL
Florida International • FIU	•	6	4	1	2	0
Sam Houston State	•	0	6	0	5	1
Louisiana-Monroe • ULM	•	6	7	1	4	0
New Orleans	•	1	2	2	0	2
vs. Tulane	•	2	9	2	0	0
vs. No. 17 Villanova	•	2	2	1	0	0
at Coastal Carolina	•	4	4	0	1	0
Louisiana Tech	•	9	8	0	0	0
vs. Kansas State	•	13	9	0	3	0
Radford	•	17	12	1	0	1
vs. New Mexico State	•	4	7	0	0	0
Kent State	•	4	7	0	1	1
No. 8 Auburn	•	6	11	0	9	2
at Alabama	•	3	8	0	2	0
at LSU	•	12	12	0	0	0
Missouri	•	6	4	1	1	0
Georgia	•	4	6	1	4	0
Arkansas	•	2	5	0	0	0
at Oklahoma • OU [OKC]	•	4	5	1	1	1
at Florida	•	6	9	0	3	1
Tennessee	•	6	6	2	0	0
at No. 15 Kentucky	•	7	11	0	4	0
Vanderbilt	•	4	3	2	0	1
at Ole Miss	•	3	6	2	2	0
at Arkansas	•	2	7	0	2	0
South Carolina	•	14	7	0	1	0
at Texas A&M	•	6	6	0	2	1
Alabama	•	8	5	0	2	3
at Missouri	•	6	7	0	2	0
at South Carolina	•	5	5	1	3	1
Ole Miss	•	5	9	2	4	1
TOTALS	31	177	209	20	58	16

NO. 24 ABDUL ADO - RS SENIOR

OPPONENT	GS	PTS	REB	ASST	BLK	STL
vs. Clemson	•	0	7	1	0	0
vs. Liberty	•	14	5	1	1	0
Texas State	•	7	5	1	2	0
North Texas	•	6	9	0	5	2
Jackson State	•	4	8	2	1	0
vs. Dayton	•	2	7	0	0	1
Central Arkansas	•	6	5	0	2	1
Mississippi Valley State	•	4	3	0	1	1
at Georgia	•	5	8	2	3	2
Kentucky	•	5	5	1	4	3
No. 13 Missouri	•	6	7	1	3	0
at Vanderbilt	•	8	8	1	1	0
Texas A&M	•	4	5	0	1	1
Florida	•	11	9	1	3	1
Ole Miss	•	4	9	1	3	1
at No. 18 Alabama	•	6	1	0	3	1
at No. 18 Tennessee						
Iowa State						
at Arkansas						
at South Carolina						
LSU						
Vanderbilt						
at Auburn						
at Ole Miss						
South Carolina						
Alabama						
at Texas A&M						
TOTALS	16	92	101	12	33	14

PLAYER CAREER STATS

NO. 32 QUINTEN POST • 2019-20 • FRESHMAN

OPPONENT	GS	PTS	REB	ASST	BLK	STL
Florida International • FIU DNP						
Sam Houston State DNP						
Louisiana-Monroe • ULM		0	0	0	0	0
New Orleans		2	3	0	0	0
vs. Tulane DNP						
vs. No. 17 Villanova DNP						
at Coastal Carolina		2	2	0	0	0
Louisiana Tech DNP						
vs. Kansas State DNP						
Radford DNP						
vs. New Mexico State DNP						
Kent State		3	0	0	1	0
No. 8 Auburn DNP						
at Alabama DNP						
at LSU DNP						
Missouri		0	3	1	0	0
Georgia		2	2	0	0	0
Arkansas DNP						
at Oklahoma • OU [OKC] DNP						
at Florida DNP						
Tennessee		0	0	0	0	0
at No. 15 Kentucky DNP						
Vanderbilt DNP						
at Ole Miss DNP						
at Arkansas DNP						
South Carolina DNP						
at Texas A&M DNP						
Alabama DNP						
at Missouri DNP						
at South Carolina DNP						
Ole Miss		0	2	0	0	0
TOTALS	0	9	12	1	1	0

NO. 32 QUINTEN POST • 2020-21 • SOPHOMORE

OPPONENT	GS	PTS	REB	ASST	BLK	STL
vs. Clemson		0	0	0	0	0
vs. Liberty DNP						
Texas State		9	5	3	2	0
North Texas		4	2	0	0	0
Jackson State		0	2	0	0	0
vs. Dayton		6	1	0	0	1
Central Arkansas		2	1	0	0	0
Mississippi Valley State		10	1	1	0	0
at Georgia		0	0	0	2	0
Kentucky		2	2	0	0	0
No. 13 Missouri		0	1	0	0	0
at Vanderbilt		3	3	0	0	0
Texas A&M		5	3	0	1	0
Florida		0	0	0	0	0
Ole Miss DNP						
at No. 18 Alabama		0	1	0	0	0
at No. 18 Tennessee						
Iowa State						
at Arkansas						
at South Carolina						
LSU						
Vanderbilt						
at Auburn						
at Ole Miss						
South Carolina						
Alabama						
at Texas A&M						
TOTALS	0	41	22	4	5	1

NO. 35 TOLU SMITH • 2018-19 • FRESHMAN • WESTERN KENTUCKY

OPPONENT	GS	PTS	REB	ASST	BLK	STL
at No. 25 Washington		3	0	0	0	0
UT Martin		6	7	0	0	0
vs. Valparaiso • Valpo		4	2	0	0	0
vs. West Virginia		9	2	1	0	0
vs. Central Florida • UCF		0	2	0	0	0
at Indiana State		0	1	0	0	0
Tennessee State		6	2	1	1	0
at Missouri State		2	0	0	0	0
at Arkansas		6	4	0	0	0
Troy		0	2	0	0	0
at Belmont		6	3	1	0	0
Saint Mary's		4	2	0	2	0
No. 15 Wisconsin		0	0	0	1	0
at Charlotte		4	3	0	2	0
at Old Dominion • ODU		2	1	0	0	0
at Marshall		6	3	0	1	0
Florida International • FIU		6	3	1	0	0
Florida Atlantic • FAU		1	1	1	0	0
Marshall [C-USA]		0	1	0	0	0
at Southern Miss • USM		0	1	0	0	0
at Louisiana Tech		5	9	1	2	0
Texas-San Antonio • UTSA		5	5	0	0	1
Texas-El Paso • UTEP		4	2	0	0	0
at Rice		4	3	0	0	0
at North Texas		4	3	0	0	0
Middle Tennessee		2	1	0	0	0
Alabama-Birmingham • UAB		4	5	0	0	1
at Old Dominion • ODU		4	1	0	0	0
at Alabama-Birmingham • UAB		4	2	0	0	0
Southern Miss • USM		4	3	0	0	0
Texas-San Antonio • UTSA		2	1	1	0	0
vs. North Texas		5	5	1	1	0
vs. Southern Miss • USM		0	4	0	0	1
vs. Old Dominion • ODU		0	0	0	0	0
TOTALS	0	112	89	8	10	3

NO. 35 TOLU SMITH • 2020-21 • RS SOPHOMORE • MSU

OPPONENT	GS	PTS	REB	ASST	BLK	STL
vs. Clemson	•	12	10	1	2	0
vs. Liberty	•	20	7	1	2	0
Texas State	•	12	5	1	1	0
North Texas	•	12	8	0	1	0
Jackson State	•	19	12	1	0	0
vs. Dayton	•	13	7	0	0	0
Central Arkansas	•	10	10	0	1	0
Mississippi Valley State	•	13	12	2	0	0
at Georgia	•	7	6	3	1	2
Kentucky	•	7	12	2	3	0
No. 13 Missouri	•	15	9	1	1	1
at Vanderbilt	•	18	8	0	1	0
Texas A&M	•	8	6	1	1	0
Florida	•	27	14	0	3	0
Ole Miss	•	10	6	2	0	0
at No. 18 Alabama	•	8	9	2	0	3
at No. 18 Tennessee						
Iowa State						
at Arkansas						
at South Carolina						
LSU						
Vanderbilt						
at Auburn						
at Ole Miss						
South Carolina						
Alabama						
at Texas A&M						
TOTALS	16	211	141	17	17	6

NO. 55 KEONRE MONTGOMERY • FRESHMAN

OPPONENT	GS	PTS	REB	ASST	BLK	STL
vs. Clemson	DNP					
vs. Liberty	DNP					
Texas State		2	0	1	0	0
North Texas	DNP					
Jackson State		0	1	1	0	0
vs. Dayton	DNP					
Central Arkansas		0	0	1	0	0
Mississippi Valley State		5	0	0	0	0
at Georgia	DNP					
Kentucky	DNP					
No. 13 Missouri	DNP					
at Vanderbilt	DNP					
Texas A&M	DNP					
Florida	DNP					
Ole Miss	DNP					
at No. 18 Alabama	DNP					
at No. 18 Tennessee						
Iowa State						
at Arkansas						
at South Carolina						
LSU						
Vanderbilt						
at Auburn						
at Ole Miss						
South Carolina						
Alabama						
at Texas A&M						
TOTALS	0	7	1	3	0	0

NO. 21 JUSTIN RUMPH • 2019-20 • JUNIOR

OPPONENT	GS	PTS	REB	ASST	BLK	STL
Florida International • FIU	DNP					
Sam Houston State	DNP					
Louisiana-Monroe • ULM	DNP					
New Orleans	DNP					
vs. Tulane	DNP					
vs. No. 17 Villanova	DNP					
at Coastal Carolina	DNP					
Louisiana Tech	DNP					
vs. Kansas State	DNP					
Radford	DNP					
vs. New Mexico State	DNP					
Kent State	DNP					
No. 8 Auburn	DNP					
at Alabama	DNP					
at LSU	DNP					
Missouri	DNP					
Georgia	DNP					
Arkansas	DNP					
at Oklahoma • OU [OKC]	DNP					
at Florida	DNP					
Tennessee	DNP					
at No. 15 Kentucky	DNP					
Vanderbilt	DNP					
at Ole Miss	DNP					
at Arkansas	DNP					
South Carolina	DNP					
at Texas A&M	DNP					
Alabama	DNP					
at Missouri	DNP					
at South Carolina	DNP					
Ole Miss	DNP					
TOTALS	0	0	0	0	0	0

PLAYER CAREER STATS

NO. 21 JUSTIN RUMPH - RS JUNIOR

OPPONENT	GS	PTS	REB	ASST	BLK	STL
vs. Clemson	DNP					
vs. Liberty	DNP					
Texas State	DNP					
North Texas	DNP					
Jackson State	DNP					
vs. Dayton	DNP					
Central Arkansas	DNP					
Mississippi Valley State		3	1	0	0	0
at Georgia	DNP					
Kentucky	DNP					
No. 13 Missouri	DNP					
at Vanderbilt	DNP					
Texas A&M	DNP					
Florida	DNP					
Ole Miss	DNP					
at No. 18 Alabama	DNP					
at No. 18 Tennessee						
Iowa State						
at Arkansas						
at South Carolina						
LSU						
Vanderbilt						
at Auburn						
at Ole Miss						
South Carolina						
Alabama						
at Texas A&M						
TOTALS	0	3	0	0	0	0

NO. 25 ISAAC STANSBURY - 2019-20 • FRESHMAN

OPPONENT	GS	PTS	REB	ASST	BLK	STL
Florida International • FIU	DNP					
Sam Houston State	DNP					
Louisiana-Monroe • ULM	DNP					
New Orleans	DNP					
vs. Tulane	DNP					
vs. No. 17 Villanova	DNP					
at Coastal Carolina	DNP					
Louisiana Tech	DNP					
vs. Kansas State	DNP					
Radford	DNP					
vs. New Mexico State	DNP					
Kent State	DNP					
No. 8 Auburn	DNP					
at Alabama	DNP					
at LSU	DNP					
Missouri	DNP					
Georgia	DNP					
Arkansas	DNP					
at Oklahoma • OU [OKC]	DNP					
at Florida	DNP					
Tennessee	DNP					
at No. 15 Kentucky	DNP					
Vanderbilt	DNP					
at Ole Miss	DNP					
at Arkansas	DNP					
South Carolina	DNP					
at Texas A&M	DNP					
Alabama	DNP					
at Missouri	DNP					
at South Carolina	DNP					
Ole Miss	DNP					
TOTALS	0	0	0	0	0	0

NO. 25 ISAAC STANSBURY - 2020-21 • SOPHOMORE

OPPONENT	GS	PTS	REB	ASST	BLK	STL
vs. Clemson	DNP					
vs. Liberty	DNP					
Texas State	DNP					
North Texas	DNP					
Jackson State	DNP					
vs. Dayton	DNP					
Central Arkansas	DNP					
Mississippi Valley State		0	0	1	0	1
at Georgia	DNP					
Kentucky	DNP					
No. 13 Missouri	DNP					
at Vanderbilt	DNP					
Texas A&M	DNP					
Florida	DNP					
Ole Miss	DNP					
at No. 18 Alabama	DNP					
at No. 18 Tennessee						
Iowa State						
at Arkansas						
at South Carolina						
LSU						
Vanderbilt						
at Auburn						
at Ole Miss						
South Carolina						
Alabama						
at Texas A&M						
TOTALS	0	0	0	1	0	1

NO. 30 ANDREW JUNKIN - 2019-20 • RS FRESHMAN

OPPONENT	GS	PTS	REB	ASST	BLK	STL
Florida International • FIU	DNP					
Sam Houston State	DNP					
Louisiana-Monroe • ULM	DNP					
New Orleans		0	0	0	0	0
vs. Tulane	DNP					
vs. No. 17 Villanova	DNP					
at Coastal Carolina		0	0	0	1	0
Louisiana Tech	DNP					
vs. Kansas State	DNP					
Radford	DNP					
vs. New Mexico State	DNP					
Kent State	DNP					
No. 8 Auburn	DNP					
at Alabama	DNP					
at LSU	DNP					
Missouri		0	0	0	0	0
Georgia	DNP					
Arkansas	DNP					
at Oklahoma • OU [OKC]	DNP					
at Florida	DNP					
Tennessee	DNP					
at No. 15 Kentucky	DNP					
Vanderbilt	DNP					
at Ole Miss	DNP					
at Arkansas	DNP					
South Carolina	DNP					
at Texas A&M	DNP					
Alabama	DNP					
at Missouri	DNP					
at South Carolina	DNP					
Ole Miss	DNP					
TOTALS	0	0	0	0	1	0

NO. 30 ANDREW JUNKIN - 2020-21 • RS SOPHOMORE

OPPONENT	GS	PTS	REB	ASST	BLK	STL
vs. Clemson	DNP					
vs. Liberty	DNP					
Texas State	DNP					
North Texas	DNP					
Jackson State		2	0	0	0	0
vs. Dayton	DNP					
Central Arkansas	DNP					
Mississippi Valley State		0	0	0	0	0
at Georgia	DNP					
Kentucky	DNP					
No. 13 Missouri	DNP					
at Vanderbilt	DNP					
Texas A&M	DNP					
Florida	DNP					
Ole Miss	DNP					
at No. 18 Alabama	DNP					
at No. 18 Tennessee						
Iowa State						
at Arkansas						
at South Carolina						
LSU						
Vanderbilt						
at Auburn						
at Ole Miss						
South Carolina						
Alabama						
at Texas A&M						
TOTALS	0	2	0	0	0	0

NO. 33 REGGIE MORRIS - 2020-21 • FRESHMAN

OPPONENT	GS	PTS	REB	ASST	BLK	STL
vs. Clemson	DNP					
vs. Liberty	DNP					
Texas State		0	1	0	0	0
North Texas	DNP					
Jackson State		0	0	0	0	0
vs. Dayton	DNP					
Central Arkansas	DNP					
Mississippi Valley State		0	0	1	0	0
at Georgia	DNP					
Kentucky	DNP					
No. 13 Missouri	DNP					
at Vanderbilt	DNP					
Texas A&M	DNP					
Florida	DNP					
Ole Miss	DNP					
at No. 18 Alabama	DNP					
at No. 6 Tennessee						
Iowa State						
at Arkansas						
at South Carolina						
LSU						
Vanderbilt						
at Auburn						
at Ole Miss						
South Carolina						
Alabama						
at Texas A&M						
TOTALS	0	0	1	1	0	0

PLAYER SEASON & CAREER HIGHS

NO. 0 JALEN JOHNSON

2020-21 SEASON

CAREER

15 • Central Arkansas • 12/16/20	PTS	27 • Louisiana-Monroe • ULM • 01/25/20 • ULL
5 • at Georgia • 12/30/20	REB	14 • Murray State • 12/12/17 • SLU
4 • 2x • Last: Kentucky • 01/02/21	FGM	10 • Southeastern Louisiana • 12/03/19 • ULL
3 • 4x • Last: at Vanderbilt • 01/09/21	3-PT FGM	5 • 2x • Last: at Duquesne • 02/28/18 • SLU
6 • 2x • Last: Central Arkansas • 12/16/20	FTM	10 • Louisiana-Monroe • ULM • 01/25/20 • ULL
2 • 3x • Last: Florida • 01/16/21	ASST	3 • Duquesne • 02/11/17 • SLU
1 • 4x • Last: Ole Miss • 01/19/21	BLK	5 • McNeese State • 11/09/19 • ULL
2 • Florida • 01/16/21	STL	3 • 2x • Last: McNeese State • 11/09/19 • ULL
38 • Kentucky • 01/02/21	MIN	40 • 6x • Last: at Texas-Arlington • UTA • 01/30/20 • ULL

NO. 1 IVERSON MOLINAR

2020-21 SEASON

CAREER

24 • 2x • Last: at Vanderbilt • 01/09/21	PTS	24 • 2x • Last: at Vanderbilt • 01/09/21
8 • at Vanderbilt • 01/09/21	REB	8 • at Vanderbilt • 01/09/21
10 • vs. Dayton • 12/12/20	FGM	10 • vs. Dayton • 12/12/20
5 • Jackson State • 12/08/20	3-PT FGM	5 • Jackson State • 12/08/20
8 • at No. 18 Alabama • 01/23/21	FTM	8 • at No. 18 Alabama • 01/23/21
7 • vs. Dayton • 12/12/20	ASST	7 • vs. Dayton • 12/12/20
1 • 2x • Last: Mississippi Valley State • 12/21/20	BLK	2 • Radford • 12/18/19
4 • at Vanderbilt • 01/09/21	STL	4 • at Vanderbilt • 01/09/21
44 • Kentucky • 01/02/21	MIN	44 • Kentucky • 01/02/21

NO. 2 JAVIAN DAVIS

2020-21 SEASON

CAREER

11 • Jackson State • 12/08/20	PTS	20 • South Carolina • 02/29/20 • BAMA
8 • 2x • Last: Central Arkansas • 12/16/20	REB	10 • South Carolina • 02/29/20 • BAMA
3 • 2x • Last: Central Arkansas • 12/16/20	FGM	6 • Florida Atlantic • FAU • 11/11/19 • BAMA
1 • 2x • Last: Jackson State • 12/08/20	3-PT FGM	1 • 4x • Last: Jackson State • 12/08/20 • MSU
8 • Jackson State • 12/08/20	FTM	11 • South Carolina • 02/29/20 • BAMA
2 • 2x • Last: Kentucky • 01/02/21	ASST	2 • 4x • Last: Kentucky • 01/02/21 • MSU
1 • 4x • Last: at No. 18 Alabama • 01/23/21	BLK	3 • 2x • Last: Arkansas • 02/01/20 • BAMA
2 • Ole Miss • 01/19/21	STL	3 • vs. Southern Miss • USM • 11/29/19 • BAMA
27 • Kentucky • 01/02/21	MIN	31 • South Carolina • 02/29/20 • BAMA

NO. 3 D.J. STEWART JR.

2020-21 SEASON

CAREER

32 • vs. Dayton • 12/12/20	PTS	32 • vs. Dayton • 12/12/20
7 • at Georgia • 12/30/20	REB	8 • at Oklahoma • 01/25/20
13 • vs. Dayton • 12/12/20	FGM	13 • vs. Dayton • 12/12/20
5 • Texas State • 11/30/20	3-PT FGM	5 • Texas State • 11/30/20
8 • Kentucky • 01/02/21	FTM	8 • Kentucky • 01/02/21
5 • Central Arkansas • 12/16/20	ASST	5 • 2x • Last: Central Arkansas • 12/16/20
2 • Texas A&M • 01/13/21	BLK	2 • 3x • Last: Texas A&M • 01/13/21
4 • at No. 18 Alabama • 01/23/21	STL	4 • at No. 18 Alabama • 01/23/21
47 • 2x • Last: Kentucky • 01/02/21	MIN	47 • 2x • Last: Kentucky • 01/02/21

NO. 4 CAMERON MATTHEWS

2020-21 SEASON

CAREER

8 • vs. Clemson • 11/25/20	PTS	8 • vs. Clemson • 11/25/20
7 • at No. 18 Alabama • 01/23/21	REB	7 • at No. 18 Alabama • 01/23/21
3 • 2x • Last: at No. 18 Alabama • 01/23/21	FGM	3 • 2x • Last: at No. 18 Alabama • 01/23/21
2 • vs. Clemson • 11/25/20	3-PT FGM	2 • vs. Clemson • 11/25/20
1 • 2x • Last: at Vanderbilt • 01/09/21	FTM	1 • 2x • Last: at Vanderbilt • 01/09/21
5 • Texas State • 11/30/20	ASST	5 • Texas State • 11/30/20
1 • 5x • Last: Texas A&M • 01/13/21	BLK	1 • 5x • Last: Texas A&M • 01/13/21
3 • vs. Clemson • 11/25/20	STL	3 • vs. Clemson • 11/25/20
36 • vs. Dayton • 12/12/20	MIN	36 • vs. Dayton • 12/12/20

NO. 5 DEIVON SMITH

2020-21 SEASON

CAREER

13 • at Georgia • 12/30/20	PTS	13 • at Georgia • 12/30/20
7 • Mississippi Valley State • 12/21/20	REB	7 • Mississippi Valley State • 12/21/20
4 • at Georgia • 12/30/20	FGM	4 • at Georgia • 12/30/20
3 • at Georgia • 12/30/20	3-PT FGM	3 • at Georgia • 12/30/20
3 • Jackson State • 12/08/20	FTM	3 • Jackson State • 12/08/20
5 • vs. Liberty • 11/26/20	ASST	5 • vs. Liberty • 11/26/20
1 • 3x • Last: at Georgia • 12/30/20	BLK	1 • 3x • Last: at Georgia • 12/30/20
2 • 5x • Last: Texas A&M • 01/13/21	STL	2 • 5x • Last: Texas A&M • 01/13/21
29 • 3x • Last: Texas State • 11/30/20	MIN	29 • 3x • Last: Texas State • 11/30/20

NO. 11 ANDERSSON GARCIA

2020-21 SEASON

CAREER

3 • Central Arkansas • 12/16/20	PTS	3 • Central Arkansas • 12/16/20
3 • Texas State • 11/30/20	REB	3 • Texas State • 11/30/20
1 • 3x • Last: Mississippi Valley State • 12/21/20	FGM	1 • 3x • Last: Mississippi Valley State • 12/21/20
1 • Central Arkansas • 12/16/20	3-PT FGM	1 • Central Arkansas • 12/16/20
	FTM	
1 • Mississippi Valley State • 12/21/20	ASST	1 • Mississippi Valley State • 12/21/20
1 • Jackson State • 12/08/20	BLK	1 • Jackson State • 12/08/20
1 • 2x • Last: Mississippi Valley State • 12/21/20	STL	1 • 2x • Last: Mississippi Valley State • 12/21/20
7 • Texas State • 11/30/20	MIN	7 • Texas State • 11/30/20

NO. 20 DEREK FOUNTAIN

2020-21 SEASON

CAREER

2 • Jackson State • 12/08/20	PTS	2 • Jackson State • 12/08/20
2 • Mississippi Valley State • 12/21/20	REB	2 • Mississippi Valley State • 12/21/20
1 • Jackson State • 12/08/20	FGM	1 • Jackson State • 12/08/20
	3-PT FGM	
	FTM	
	ASST	
	BLK	
	STL	
3 • 2x • Last: Mississippi Valley State • 12/21/20	MIN	3 • 2x • Last: Mississippi Valley State • 12/21/20

NO. 24 ABDUL ADO

2020-21 SEASON

CAREER

14 • vs. Liberty • 11/26/20	PTS	19 • at Texas A&M • 02/20/18
9 • 3x • Last: Ole Miss • 01/19/21	REB	13 • Little Rock • 12/20/17
5 • 2x • Last: Florida • 01/16/21	FGM	8 • at Texas A&M • 02/20/18
	3-PT FGM	
4 • 2x • Last: No. 13 Missouri • 01/05/2021	FTM	7 • Radford • 12/18/19
2 • 2x • Last: at Georgia • 12/30/20	ASST	3 • vs. Southern Miss • 12/23/17
5 • North Texas • 12/04/20	BLK	9 • No. 8 Auburn • 01/04/20
3 • Kentucky • 01/02/21	STL	4 • at No. 25 Cincinnati • 12/12/17
36 • Ole Miss • 01/19/21	MIN	37 • 2x • Last: at South Carolina • 03/03/20

NO. 32 QUINTEN POST

2020-21 SEASON

CAREER

10 • Mississippi Valley State • 12/21/20	PTS	10 • Mississippi Valley State • 12/21/20
5 • Texas State • 11/30/20	REB	5 • Texas State • 11/30/20
4 • 2x • Last: Mississippi Valley State • 12/21/20	FGM	4 • 2x • Last: Mississippi Valley State • 12/21/20
2 • vs. Dayton • 12/12/20	3-PT FGM	2 • vs. Dayton • 12/12/20
2 • Mississippi Valley State • 12/21/20	FTM	2 • 2x • Last: Mississippi Valley State • 12/21/20
3 • Texas State • 11/30/20	ASST	3 • Texas State • 11/30/20
2 • 2x • Last: at Georgia • 12/30/20	BLK	2 • 2x • Last: at Georgia • 12/30/20
1 • vs. Dayton • 12/12/20	STL	1 • vs. Dayton • 12/12/20
16 • Texas State • 11/30/20	MIN	16 • Texas State • 11/30/20

NO. 35 TOLU SMITH

2020-21 SEASON

CAREER

27 • Florida • 01/16/21	PTS	27 • Florida • 01/16/21
14 • Florida • 01/16/21	REB	14 • Florida • 01/16/21
11 • Florida • 01/16/21	FGM	11 • Florida • 01/16/21
	3-PT FGM	
6 • 3x • Last: Texas State • 11/30/20	FTM	6 • 3x • Last: Texas State • 11/30/20
3 • at Georgia • 12/30/20	ASST	3 • at Georgia • 12/30/20
3 • 2x • Last: Florida • 01/16/21	BLK	3 • 2x • Last: Florida • 01/16/21
3 • at No. 18 Alabama • 01/23/21	STL	3 • at No. 18 Alabama • 01/23/21
38 • Texas A&M • 01/13/21	MIN	38 • Texas A&M • 01/13/21

NO. 55 KEONDRÉ MONTGOMERY

2020-21 SEASON

CAREER

5 • Mississippi Valley State • 12/21/20	PTS	5 • Mississippi Valley State • 12/21/20
1 • Jackson State • 12/08/20	REB	1 • Jackson State • 12/08/20
2 • Mississippi Valley State • 12/21/20	FGM	2 • Mississippi Valley State • 12/21/20
1 • Mississippi Valley State • 12/21/20	3-PT FGM	1 • Mississippi Valley State • 12/21/20
	FTM	
1 • 3x • Last: Central Arkansas • 12/16/20	ASST	1 • 3x • Last: Central Arkansas • 12/16/20
	BLK	
	STL	
4 • 3x • Last: Mississippi Valley State • 12/21/20	MIN	4 • 3x • Last: Mississippi Valley State • 12/21/20



#0 Jalen Johnson

Forward • 6-6 • 210 • R SR • TR • Baton Rouge, Louisiana • University Lab School • Louisiana-Lafayette

2020-21 OVERALL

PPG 6.7 RPG 2.3 APG 0.6 SPG 0.4 BPG 0.3

2020-21 SEC GAMES

PPG 6.4 RPG 2.0 APG 0.6 SPG 0.6 BPG 0.3

J. JOHNSON'S SEASON/CAREER HIGHS

POINTS

Season 15 • Central Arkansas • 12/16/2020
Career 27 • Louisiana-Monroe • ULM • 01/25/2020 ULL

REBOUNDS

Season 5 • at Georgia • 12/30/2020
Career 14 • Murray State • 12/12/2017 SLU

FIELD GOALS MADE

Season 4 • Kentucky • 01/02/2021
4 • Mississippi Valley State • 12/21/2020
Career 10 • Southeastern Louisiana • 12/03/2019 ULL

3-POINT FIELD GOALS MADE

Season 3 • at Vanderbilt • 01/09/2021
3 • Kentucky • 01/02/2021
3 • at Georgia • 12/30/2020
3 • Central Arkansas • 12/16/2020
Career 5 • at Duquesne • 02/28/2018 SLU
5 • at George Mason • 01/14/2017 SLU

FREE THROWS MADE

Season 6 • Central Arkansas • 12/16/2020
6 • North Texas • 12/04/2020
Career 10 • Louisiana-Monroe • ULM • 01/25/2020 ULL

ASSISTS

Season 2 • Florida • 01/16/2021
2 • Kentucky • 01/02/2021
2 • vs. Liberty • 11/26/2020
Career 3 • Duquesne • 02/11/2017 SLU

BLOCKS

Season 1 • 4x • Last: Ole Miss • 01/19/2021
Career 5 • McNeese State • 11/09/2019 ULL

STEALS

Season 2 • Florida • 01/16/2021
Career 3 • McNeese State • 11/09/2019 ULL
3 • North Carolina A&T • 02/04/2017 SLU

MINUTES

Season 38 • Kentucky • 01/02/2021
Career 40 • 6x • Last: at Texas-Arlington • UTA • 01/30/2020

J. JOHNSON'S TOP SCORING PERFORMANCES

RK	PTS	OPPONENT	DATE • SCHOOL
1	27	Louisiana-Monroe • ULM	01/25/2020 • ULL
2	26	Southeastern Louisiana	12/03/2019 • ULL
2	26	Little Rock • UALR	12/21/2019 • ULL
4	24	Detroit	11/22/2017 • SLU
5	23	Texas-Arlington • UTA	01/16/2020 • ULL
6	22	Loyola • New Orleans	11/05/2019 • ULL
7	21	at Georgia Southern [SBC-T]	03/09/2020 • ULL
21	21	at Texas Christian • TCU	11/12/2019 • ULL
21	21	McNeese State	11/09/2019 • ULL
10	20	at Troy	02/15/2020 • ULL
20	20	George Washington • GW	02/24/2018 • SLU

J. JOHNSON'S GAME-BY-GAME STATISTICS • 2020-21

DATE • OPPONENT	GS	MIN	FG	3FG	FT	REB • O-D-T	PF/D	AST	TO	BLK	STL	PTS
11/25 • vs. Clemson		19	2-4	1-2	0-0	1 • 1 • 2	0	1	1	0	0	5
11/26 • vs. Liberty		20	3-5	1-3	0-0	0 • 4 • 4	1	2	1	0	0	7
11/30 • Texas State		22	2-9	2-7	0-0	0 • 4 • 4	0	1	0	0	0	6
12/04 • North Texas		16	2-4	0-2	6-7	0 • 2 • 2	2	0	1	0	0	10
12/08 • Jackson State		13	1-4	1-2	0-0	0 • 2 • 2	0	0	0	1	0	3
12/12 • vs. Dayton		6	0-0	0-0	0-0	0 • 0 • 0	0	0	0	0	0	0
12/16 • Central Arkansas • UCA	•	29	3-8	3-5	6-6	0 • 3 • 3	1	0	0	1	0	15
12/21 • Mississippi Valley State	•	24	4-7	2-5	0-0	1 • 2 • 3	0	0	1	0	1	10
12/30 • at Georgia [SEC]	•	31	3-11	3-9	3-4	1 • 4 • 5	1	0	0	0	0	12
01/02 • Kentucky [SEC]	•	38	4-6	3-5	3-4	1 • 1 • 2	1	2	0	0	0	14
01/05 • No. 13/13 Missouri [SEC]	•	22	1-2	1-2	0-0	1 • 1 • 2	0	0	0	0	0	3
01/09 • at Vanderbilt [SEC]	•	26	3-5	3-4	1-2	0 • 2 • 2	3	0	2	1	1	10
01/13 • Texas A&M [SEC]	•	20	2-6	1-3	1-2	1 • 1 • 2	2	1	1	0	1	6
01/16 • Florida [SEC]	•	19	1-4	0-2	1-2	0 • 0 • 0	0	2	1	0	2	3
01/19 • Ole Miss [SEC]	•	17	1-5	1-3	0-0	0 • 3 • 3	0	0	1	1	1	3
01/23 • at No. 18/16 Alabama [SEC]	•	4	0-0	0-0	0-0	0 • 0 • 0	1	0	1	0	0	0
01/26 • at No. 18/17 Tennessee [SEC]												
01/30 • Iowa State [SEC/Big 12]												
02/02 • at Arkansas [SEC]												
02/06 • at South Carolina [SEC]												
02/10 • LSU [SEC]												
02/13 • Vanderbilt [SEC]												
02/16 • at Auburn [SEC]												
02/20 • at Ole Miss [SEC]												
02/24 • South Carolina [SEC]												
02/27 • Alabama [SEC]												
03/03 • at Texas A&M [SEC]												

J. JOHNSON'S STANDOUT PERFORMANCES	16-17 • FR • SLU	17-18 • SO • SLU	19-20 • JR • ULL	20-21 • SR • MSU	CAREER
10+ Points	8	16	28	6	58
20+ Points	-	2	9	-	11
Led MSU in Scoring	-	-	-	-	0
5+ Rebounds	12	9	25	1	47
10+ Rebounds	3	1	6	-	10
Double-Doubles	2	1	6	-	9
20+PTS • 10+ REB	-	-	1	-	1
Led MSU in Rebounding	-	-	-	-	0
5+ Field Goals Made	4	6	21	-	31
10+ Field Goals Made	-	-	1	-	1
2+ 3-Point Field Goals Made	9	17	12	6	44
5+ 3-Point Field Goals Made	1	1	-	-	2
5+ Free Throws Made	4	4	11	2	21
10+ Free Throws Made	-	-	1	-	1
2+ Assists	6	6	6	3	21
5+ Assists	-	-	-	-	0
2+ Blocks	4	4	5	-	13
5+ Blocks	-	-	1	-	1
2+ Steals	6	2	6	1	15
5+ Steals	-	-	-	-	0

J. JOHNSON'S CAREER STATISTICS

YEAR	GP-GS	MIN • AVG	FG-FGA	PCT	THREE-POINT	FG-FGA	PCT	FT-FTA	PCT	REBOUND	OFF-DEF-TOT	AVG	PF-FO	AST	TO	BLK	STL	PTS • AVG	SCHOOL
2016-17	33-18	791 • 24.0	85-213	39.9	35-96	36.5	44-60	73.3		47-102-149	4.5	88-3	25	44	17	23		249 • 7.5	SAINT LOUIS
2017-18	33-24	896 • 27.2	91-217	41.9	52-132	39.4	67-86	77.9		30-97-127	3.8	76-1	22	42	21	12		301 • 9.1	SAINT LOUIS
2019-20	33-33	1119 • 33.9	172-402	42.8	46-159	28.9	121-146	82.9		73-146-219	6.6	83-0	25	62	21	25		511 • 15.5	LOUISIANA-LAFAYETTE
2020-21	16-10	325 • 20.3	32-80	40.0	22-54	40.7	21-27	77.8		6-30-36	2.3	12-0	9	10	4	6		107 • 6.7	MSU
TOTALS	115-85	3131 • 27.2	380-912	41.7	155-441	35.1	253-319	79.3		156-375-531	4.6	259-4	81	158	63	66		1168 • 10.2	



#1 Iverson Molinar

Guard • 6-3 • 190 • 50 • 1L • Panama City, Panama • Veritas Prep - California

2020-21 OVERALL

PPG 17.5 RPG 4.3 APG 3.2 SPG 1.4 BPG 0.2

2020-21 SEC GAMES

PPG 17.5 RPG 4.4 APG 2.8 SPG 1.3 BPG 0.0

I. MOLINAR'S SEASON/CAREER HIGHS

POINTS	
Season	24 • at Vanderbilt • 01/09/2021
	24 • at Georgia • 12/30/2020
Career	24 • 2x • Last: at Vanderbilt • 01/09/2021

REBOUNDS

Season	8 • at Vanderbilt • 01/09/2021
Career	8 • at Vanderbilt • 01/09/2021

FIELD GOALS MADE

Season	10 • vs. Dayton • 12/12/2020
Career	10 • vs. Dayton • 12/12/2020

3-POINT FIELD GOALS MADE

Season	5 • Jackson State • 12/08/2020
Career	5 • Jackson State • 12/08/2020

FREE THROWS MADE

Season	8 • at No. 18 Alabama • 01/23/2021
Career	8 • at No. 18 Alabama • 01/23/2021

ASSISTS

Season	7 • vs. Dayton • 12/12/2020
Career	7 • vs. Dayton • 12/12/2020

BLOCKS

Season	1 • Mississippi Valley State • 12/21/2020
	1 • vs. Dayton • 12/12/2020
Career	2 • Radford • 12/18/2019

STEALS

Season	4 • at Vanderbilt • 01/09/2021
Career	4 • at Vanderbilt • 01/09/2021

MINUTES

Season	44 • Kentucky • 01/02/2021
Career	44 • Kentucky • 01/02/2021

I. MOLINAR'S TOP SCORING PERFORMANCES

RK	PTS	OPPONENT	DATE
1	24	at Vanderbilt	01/09/2021
	24	at Georgia	12/30/2020
3	21	Jackson State	12/08/2020
	21	vs. Tulane	11/21/2019
5	20	No. 13 Missouri	01/05/2021
	20	vs. Dayton	12/12/2020
7	19	at No. 18 Alabama	01/23/2021
8	18	Mississippi Valley State	12/21/2020
9	17	Kentucky	01/02/2021
10	16	Texas A&M	01/13/2021
	16	Kent State	12/30/2019

I. MOLINAR'S GAME-BY-GAME STATISTICS • 2020-21

DATE • OPPONENT	GS	MIN	FG	3FG	FT	REB • O-D-T	PF/D	AST	TO	BLK	STL	PTS
11/25 • vs. Clemson	DNP											
11/26 • vs. Liberty	DNP											
11/30 • Texas State	DNP											
12/04 • North Texas	•	29	5-9	1-2	4-6	1 • 4 • 5	2	2	1	0	1	15
12/08 • Jackson State	•	29	8-12	5-7	0-0	0 • 5 • 5	2	4	2	0	1	21
12/12 • vs. Dayton	•	43	10-23	0-5	0-0	1 • 2 • 3	3	7	2	1	2	20
12/16 • Central Arkansas • UCA	•	26	5-13	2-4	2-4	1 • 2 • 3	3	1	3	0	2	14
12/21 • Mississippi Valley State	•	27	6-10	2-3	4-4	1 • 4 • 5	0	5	0	1	2	18
12/30 • at Georgia [SEC]	•	26	8-14	4-6	4-4	0 • 3 • 3	3	3	3	0	0	24
01/02 • Kentucky [SEC]	•	44	8-21	1-3	0-0	1 • 4 • 5	2	5	4	0	1	17
01/05 • No. 13/13 Missouri [SEC]	•	34	7-16	1-1	5-5	0 • 3 • 3	1	2	2	0	0	20
01/09 • at Vanderbilt [SEC]	•	37	9-11	0-0	6-9	0 • 8 • 8	2	1	4	0	4	24
01/13 • Texas A&M [SEC]	•	38	6-11	1-1	3-4	0 • 2 • 2	2	4	3	0	1	16
01/16 • Florida [SEC]	•	35	5-13	1-1	2-2	0 • 6 • 6	2	3	5	0	0	13
01/19 • Ole Miss [SEC]	•	34	3-10	0-2	1-2	0 • 6 • 6	1	3	2	0	1	7
01/23 • at No. 18/16 Alabama [SEC]	•	35	5-19	1-4	8-8	0 • 2 • 2	0	1	1	0	3	19
01/26 • at No. 18/17 Tennessee [SEC]												
01/30 • Iowa State [SEC/Big 12]												
02/02 • at Arkansas [SEC]												
02/06 • at South Carolina [SEC]												
02/10 • LSU [SEC]												
02/13 • Vanderbilt [SEC]												
02/16 • at Auburn [SEC]												
02/20 • at Ole Miss [SEC]												
02/24 • South Carolina [SEC]												
02/27 • Alabama [SEC]												
03/03 • at Texas A&M [SEC]												

I. MOLINAR'S STANDOUT PERFORMANCES	19-20 • FR	20-21 • SO	CAREER
10+ Points	5	12	17
20+ Points	1	5	6
Led MSU in Scoring	1	5	6
5+ Rebounds	-	7	7
10+ Rebounds	-	-	0
Double-Doubles	-	-	0
20+PTS • 5+ REB	-	2	2
Led MSU in Rebounding	-	1	1
5+ Field Goals Made	3	12	15
10+ Field Goals Made	-	1	1
2+ 3-Point Field Goals Made	3	4	7
5+ 3-Point Field Goals Made	-	1	1
5+ Free Throws Made	1	3	4
10+ Free Throws Made	-	-	0
2+ Assists	10	10	20
5+ Assists	2	3	5
2+ Blocks	1	-	1
5+ Blocks	-	-	0
2+ Steals	1	5	6
5+ Steals	-	-	0

I. MOLINAR'S • SEC RANKINGS

	ALL • SEC	ALL • SEC
Points	17.5 • 17.5	5th • 7th
Free Throw Percentage	81.3 • 85.3	5th • 6th
Field Goal Percentage	46.7 • 44.3	8th • 10th
Assist-to-Turnover	1.3	10th • NR
Assists	3.2	12th
Defensive Rebounds	4.3	NR • T-12th

I. MOLINAR'S CAREER STATISTICS

YEAR	GP-GS	MIN • AVG	FG-FGA	PCT	THREE-POINT			PCT	FT-FTA	PCT	REBOUND			PF-FO	AST	TO	BLK	STL	PTS • AVG
					FG-FGA	PCT					OFF-DEF-TOT	AVG							
2019-20	31-8	476 • 15.4	64-131	48.9	13-35	37.1		43-56	76.8		8-24-32	1.0		47-1	40	32	4	8	184 • 5.9
2020-21	13-13	438 • 33.7	85-182	46.7	19-39	48.7		39-48	81.3		5-51-56	4.3		23-0	41	32	2	18	228 • 17.5
TOTALS	44-21	914 • 20.8	149-313	47.6	32-74	43.2		82-104	78.8		13-75-88	2.0		70-1	81	64	6	26	412 • 9.4



#2 Javian Davis

Forward • 6-9 • 245 • R SO • TR • Canton, Mississippi • Canton HS • Alabama

2020-21 OVERALL

PPG 4.1 RPG 5.1 APG 0.8 SPG 0.6 BPG 0.3

2020-21 SEC GAMES

PPG 2.8 RPG 4.3 APG 1.0 SPG 0.8 BPG 0.5

J. DAVIS' SEASON/CAREER HIGHS

POINTS

Season 11 • Jackson State • 12/08/2020
Career 20 • South Carolina • 02/29/2020 BAMA

REBOUNDS

Season 8 • Central Arkansas • 12/16/2020
8 • Texas State • 11/30/2020
Career 10 • South Carolina • 02/29/2020 BAMA

FIELD GOALS MADE

Season 3 • Central Arkansas • 12/16/2020
3 • Texas State • 11/30/2020
Career 6 • Florida Atlantic • FAU • 11/11/2019 BAMA

3-POINT FIELD GOALS MADE

Season 1 • 2x • Last: Jackson State • 12/08/2020
Career 1 • Jackson State • 12/08/2020 MSU
1 • Texas State • 11/30/2020 MSU
1 • South Carolina • 02/29/2020 BAMA
1 • at Ole Miss • 02/22/2020 BAMA
2x BAMA • 2x MSU

FREE THROWS MADE

Season 8 • Jackson State • 12/08/2020
Career 11 • South Carolina • 02/29/2020 BAMA

ASSISTS

Season 2 • 2x • Last: Kentucky • 01/02/2021
Career 2 • Kentucky • 01/02/2021 MSU
2 • vs. Liberty • 11/26/2020 MSU
2 • vs. Iowa State • 11/28/2019 BAMA
2 • Florida Atlantic • FAU • 11/11/2019 BAMA
2x BAMA • 2x MSU

BLOCKS

Season 1 • 4x • Last: at No. 18 Alabama • 01/23/2021
Career 3 • Arkansas • 02/01/2020 BAMA
3 • at Vanderbilt • 01/22/2020 BAMA

STEALS

Season 2 • Ole Miss • 01/19/2021
Career 3 • vs. Southern Miss • USM • 11/29/2019 BAMA

MINUTES

Season 27 • Kentucky • 01/02/2021
Career 31 • South Carolina • 02/29/2020 BAMA

J. DAVIS' TOP SCORING PERFORMANCES

RK	PTS	OPPONENT	DATE • SCHOOL
1	20	South Carolina	02/29/2020 • BAMA
2	19	Florida Atlantic • FAU	11/11/2019 • BAMA
3	13	at Georgia	02/08/2020 • BAMA
4	12	vs. Belmont	12/21/2019 • BAMA
5	11	Jackson State	12/08/2020 • MSU
	11	Arkansas	02/01/2020 • BAMA
	11	Stephen F. Austin • SFA	12/06/2019 • BAMA
	11	at Rhode Island • URI	11/15/2019 • BAMA
9	10	at Ole Miss	02/22/2020 • BAMA
	10	Furman	11/19/2019 • BAMA

J. DAVIS' GAME-BY-GAME STATISTICS • 2020-21

DATE • OPPONENT	GS	MIN	FG	3FG	FT	REB • O-D-T	PF/D	AST	TO	BLK	STL	PTS
11/25 • vs. Clemson		24	1-6	0-3	1-8	2 • 5 • 7	3	0	1	0	1	3
11/26 • vs. Liberty		12	0-2	0-1	0-0	1 • 2 • 3	2	2	0	0	0	0
11/30 • Texas State		19	3-5	1-2	0-0	3 • 5 • 8	5/D	0	1	1	0	7
12/04 • North Texas		15	1-2	0-1	0-0	1 • 2 • 3	3	1	1	1	0	2
12/08 • Jackson State		18	1-2	1-2	8-14	4 • 1 • 5	4	1	2	0	1	11
12/12 • vs. Dayton		26	1-7	0-2	0-4	4 • 3 • 7	1	0	2	0	1	2
12/16 • Central Arkansas • UCA		22	3-6	0-0	3-4	3 • 5 • 8	1	0	0	0	0	9
12/21 • Mississippi Valley State		13	1-3	0-2	2-2	1 • 2 • 3	3	1	3	0	1	4
12/30 • at Georgia [SEC]		9	1-1	0-0	0-0	2 • 2 • 4	3	1	1	0	0	2
01/02 • Kentucky [SEC]		27	2-5	0-1	1-2	2 • 5 • 7	1	2	2	0	1	5
01/05 • No. 13/13 Missouri [SEC]	DNP											
01/09 • at Vanderbilt [SEC]	DNP											
01/13 • Texas A&M [SEC]	DNP											
01/16 • Florida [SEC]	DNP											
01/19 • Ole Miss [SEC]		9	1-1	0-0	0-2	1 • 1 • 2	0	1	0	1	2	2
01/23 • at No. 18/16 Alabama [SEC]		13	1-2	0-0	0-2	2 • 2 • 4	1	0	0	1	0	2
01/26 • at No. 18/17 Tennessee [SEC]												
01/30 • Iowa State [SEC/Big 12]												
02/02 • at Arkansas [SEC]												
02/06 • at South Carolina [SEC]												
02/10 • LSU [SEC]												
02/13 • Vanderbilt [SEC]												
02/16 • at Auburn [SEC]												
02/20 • at Ole Miss [SEC]												
02/24 • South Carolina [SEC]												
02/27 • Alabama [SEC]												
03/03 • at Texas A&M [SEC]												

J. DAVIS' STANDOUT PERFORMANCES

	19-20 • FR • BAMA	20-21 • SO • MSU	CAREER
10+ Points	9	1	10
20+ Points	1	-	1
Led MSU in Scoring	-	-	0
5+ Rebounds	10	6	16
10+ Rebounds	1	-	1
Double-Doubles	1	-	1
20+PTS • 10+ REB	1	-	1
Led MSU in Rebounding	-	2	2
5+ Field Goals Made	3	-	3
10+ Field Goals Made	-	-	0
2+ 3-Point Field Goals Made	-	-	0
5+ 3-Point Field Goals Made	-	-	0
5+ Free Throws Made	6	1	7
10+ Free Throws Made	1	-	1
2+ Assists	2	2	4
5+ Assists	-	-	0
2+ Blocks	3	-	3
5+ Blocks	-	-	0
2+ Steals	4	1	5
5+ Steals	-	-	0

J. DAVIS' CAREER STATISTICS

YEAR	GP-GS	MIN • AVG	FG-FGA	PCT	THREE-POINT FG-FGA	PCT	FT-FTA	PCT	REBOUND OFF-DEF-TOT	AVG	PF-FO	AST	TO	BLK	STL	PTS • AVG	SCHOOL
2019-20	31-14	494 • 15.9	60-101	59.4	2-8	25.0	64-104	61.5	46-72-118	3.8	76-5	14	34	13	19	186 • 6.0	ALABAMA
2020-21	12-0	207 • 17.3	16-42	38.1	2-14	14.3	15-38	39.5	26-35-61	5.1	27-1	9	13	4	7	49 • 4.1	MSU
TOTALS	43-14	701 • 16.3	76-143	53.1	4-22	18.2	79-142	55.6	72-107-179	4.2	103-6	23	47	17	26	235 • 5.5	



#3 D.J. Stewart Jr.

Guard • 6-6 • 205 • R SO • 1L • Grace, Mississippi • Riverside HS

2020-21 OVERALL

PPG 18.0 RPG 3.6 APG 2.4 SPG 1.1 BPG 0.2

2020-21 SEC GAMES

PPG 17.8 RPG 3.9 APG 2.8 SPG 1.6 BPG 0.4

D.J. STEWART JR'S SEASON/CAREER HIGHS

POINTS

Season 32 • vs. Dayton • 12/12/2020
Career 32 • vs. Dayton • 12/12/2020

REBOUNDS

Season 7 • at Georgia • 12/30/2020
Career 8 • at Oklahoma • OU • 01/25/2020

FIELD GOALS MADE

Season 13 • vs. Dayton • 12/12/2020
Career 13 • vs. Dayton • 12/12/2020

3-POINT FIELD GOALS MADE

Season 5 • Texas State • 11/30/2020
Career 5 • Texas State • 11/30/2020

FREE THROWS MADE

Season 8 • Kentucky • 01/02/2021
Career 8 • Kentucky • 01/02/2021

ASSISTS

Season 5 • Central Arkansas • 12/16/2020
Career 5 • Central Arkansas • 12/16/2020
5 • at Texas A&M • 02/22/2020

BLOCKS

Season 2 • Texas A&M • 01/13/2021
Career 2 • Texas A&M • 01/13/2021
2 • Arkansas • 01/22/2020
2 • at Coastal Carolina • 11/24/2019

STEALS

Season 4 • at No. 18 Alabama • 01/23/2021
Career 4 • at No. 18 Alabama • 01/23/2021

MINUTES

Season 47 • Kentucky • 01/02/2021
47 • vs. Dayton • 12/12/2020
Career 47 • 2x • Last: Kentucky • 01/02/2021

D.J. STEWART JR'S TOP SCORING PERFORMANCES

RK	PTS	OPPONENT	DATE
1	32	vs. Dayton	12/12/2020
2	27	at No. 18 Alabama	01/23/2021
3	24	No. 13 Missouri	01/05/2021
4	23	Texas State	11/30/2020
5	20	vs. Liberty	11/26/2020
	20	Tennessee	02/01/2020
7	19	Kentucky	01/02/2021
8	18	Ole Miss	01/19/2021
	18	at Georgia	12/30/2020
10	17	Central Arkansas	12/16/2020

D.J. STEWART JR'S GAME-BY-GAME STATISTICS - 2020-21

DATE	OPPONENT	GS	MIN	FG	3FG	FT	REB	O-D-T	PF/D	AST	TO	BLK	STL	PTS
11/25	• vs. Clemson	•	38	5-18	1-3	1-3	3	3 • 6	2	2	6	0	2	12
11/26	• vs. Liberty	•	37	8-15	1-3	3-4	1	2 • 3	2	4	4	0	0	20
11/30	• Texas State	•	30	9-14	5-6	0-0	0	3 • 3	2	2	5	0	0	23
12/04	• North Texas	•	34	6-18	0-3	4-6	0	3 • 3	0	0	0	0	1	16
12/08	• Jackson State	•	28	3-8	1-2	4-4	0	0 • 0	2	2	1	0	0	11
12/12	• vs. Dayton	•	47	13-22	3-5	3-5	0	2 • 2	0	2	3	0	0	32
12/16	• Central Arkansas • UCA	•	35	7-13	3-5	0-0	0	6 • 6	2	5	2	0	1	17
12/21	• Mississippi Valley State	•	28	5-8	3-4	2-6	0	3 • 3	1	0	2	0	1	15
12/30	• at Georgia [SEC]	•	34	8-20	2-7	0-1	2	5 • 7	1	2	1	0	0	18
01/02	• Kentucky [SEC]	•	47	5-16	1-5	8-10	0	5 • 5	1	4	3	0	2	19
01/05	• No. 13/13 Missouri [SEC]	•	37	10-14	0-1	4-4	0	3 • 3	0	4	4	0	3	24
01/09	• at Vanderbilt [SEC]	•	34	5-11	0-0	6-7	0	2 • 2	3	3	1	0	1	16
01/13	• Texas A&M [SEC]	•	37	3-14	1-6	2-2	2	2 • 4	3	4	5	2	1	9
01/16	• Florida [SEC]	•	32	4-15	0-3	3-4	0	4 • 4	2	3	4	0	2	11
01/19	• Ole Miss [SEC]	•	37	7-16	3-8	1-2	1	2 • 3	0	0	3	0	0	18
01/23	• at No. 18/16 Alabama [SEC]	•	33	9-21	2-6	7-7	0	3 • 3	2	2	3	1	4	27
01/26	• at No. 18/17 Tennessee [SEC]													
01/30	• Iowa State [SEC/Big 12]													
02/02	• at Arkansas [SEC]													
02/06	• at South Carolina [SEC]													
02/10	• LSU [SEC]													
02/13	• Vanderbilt [SEC]													
02/16	• at Auburn [SEC]													
02/20	• at Ole Miss [SEC]													
02/24	• South Carolina [SEC]													
02/27	• Alabama [SEC]													
03/03	• at Texas A&M [SEC]													

D.J. STEWART JR'S STANDOUT PERFORMANCES	19-20 • FR	20-21 • SO	CAREER
10+ Points	14	15	29
20+ Points	1	5	6
Led MSU in Scoring	1	10	11
5+ Rebounds	2	4	6
10+ Rebounds	-	-	0
Double-Doubles	-	-	0
20+PTS • 5+ REB	-	-	0
Led MSU in Rebounding	1	-	1
5+ Field Goals Made	6	13	19
10+ Field Goals Made	-	2	2
2+ 3-Point Field Goals Made	5	7	12
5+ 3-Point Field Goals Made	-	1	1
5+ Free Throws Made	2	3	5
10+ Free Throws Made	-	-	0
2+ Assists	16	13	29
5+ Assists	1	1	2
2+ Blocks	2	1	3
5+ Blocks	-	-	0
2+ Steals	7	5	12
5+ Steals	-	-	0

D.J. STEWART JR'S • SEC RANKINGS

	ALL • SEC	ALL • SEC
Points	18.0 • 17.8	4th • T-5th
Field Goal Percentage	44.0 • 40.2	13th • 14th
Free Throw Percentage	83.8	NR • 8th
Steals	1.6	NR • T-9th

D.J. STEWART JR'S CAREER STATISTICS

2019-2021																
YEAR	GP-GS	MIN • AVG	FG-FGA	PCT	THREE-POINT		FT-FTA	PCT	REBOUND		PF-FO	AST	TO	BLK	STL	PTS • AVG
					FG-FGA	PCT			OFF-DEF-TOT	AVG						
2019-20	31-17	919 • 29.6	98-215	45.6	26-79	32.9	42-60	70.0	9-70-79	2.5	71-1	49	44	7	31	264 • 8.5
2020-21	16-16	566 • 35.4	107-243	44.0	26-69	37.7	48-65	73.8	9-48-57	3.6	23-0	39	47	3	18	288 • 18.0
TOTALS	47-33	1485 • 31.6	205-458	44.8	52-148	35.1	90-125	72.0	18-118-136	2.9	94-1	88	91	10	49	552 • 11.7



#4 Cameron Matthews

Guard/Forward • 6-7 • 220 • FR • HS • Olive Branch, Mississippi • Olive Branch HS

2020-21 OVERALL

PPG	RPG	APG	SPG	BPG
2.9	2.9	1.5	1.1	0.3

2020-21 SEC GAMES

PPG	RPG	APG	SPG	BPG
2.8	2.9	0.8	1.0	0.3

C. MATTHEWS' SEASON/CAREER HIGHS

POINTS

Season	8 • vs. Clemson • 11/25/2020
Career	8 • vs. Clemson • 11/25/2020

REBOUNDS

Season	7 • at No. 18 Alabama • 01/23/2021
Career	7 • at No. 18 Alabama • 01/23/2021

FIELD GOALS MADE

Season	3 • at No. 18 Alabama • 01/23/2021
	3 • vs. Clemson • 11/25/2020
Career	3 • 2x • Last: at No. 18 Alabama • 01/23/2021

3-POINT FIELD GOALS MADE

Season	2 • vs. Clemson • 11/25/2020
Career	2 • vs. Clemson • 11/25/2020

FREE THROWS MADE

Season	1 • at Vanderbilt • 01/09/2021
	1 • vs. Dayton • 12/12/2020
Career	1 • 2x • Last: at Vanderbilt • 01/09/2021

ASSISTS

Season	5 • Texas State • 11/30/2020
Career	5 • Texas State • 11/30/2020

BLOCKS

Season	1 • Texas A&M • 01/13/2021
	1 • No. 13 Missouri • 01/05/2021
	1 • Central Arkansas • 12/16/2020
	1 • vs. Dayton • 12/12/2020
	1 • Jackson State • 12/08/2020
Career	1 • 5x • Last: Texas A&M • 01/13/2021

STEALS

Season	3 • vs. Clemson • 11/25/2020
Career	3 • vs. Clemson • 11/25/2020

MINUTES

Season	36 • vs. Dayton • 12/12/2020
Career	36 • vs. Dayton • 12/12/2020

C. MATTHEWS' TOP SCORING PERFORMANCES

RK	PTS	OPPONENT	DATE
1	8	vs. Clemson	11/25/2020
2	6	at No. 18 Alabama	01/23/2021
3	5	Texas A&M	01/13/2021
	5	Central Arkansas	12/16/2020
	5	vs. Dayton	12/12/2020

C. MATTHEWS' GAME-BY-GAME STATISTICS • 2020-21

DATE • OPPONENT	GS	MIN	FG	3FG	FT	REB • O-D-T	PF/D	AST	TO	BLK	STL	PTS
11/25 • vs. Clemson	•	34	3-4	2-2	0-4	3 • 2 • 5	4	0	2	0	3	8
11/26 • vs. Liberty	•	32	1-2	0-1	0-0	1 • 1 • 2	2	2	2	0	1	2
11/30 • Texas State	•	26	0-3	0-1	0-0	1 • 2 • 3	3	5	0	0	2	0
12/04 • North Texas	•	24	0-1	0-1	0-0	1 • 1 • 2	2	3	2	0	0	0
12/08 • Jackson State	•	20	1-4	0-0	0-2	2 • 2 • 4	0	2	2	1	1	2
12/12 • vs. Dayton	•	36	2-5	0-1	1-4	2 • 0 • 2	5/D	1	0	1	2	5
12/16 • Central Arkansas • UCA	14	2-2	1-1	0-0	0 • 2 • 2	1	2	1	1	1	0	5
12/21 • Mississippi Valley State	11	1-1	0-0	0-0	1 • 2 • 3	1	3	1	0	1	2	
12/30 • at Georgia [SEC]	8	1-2	0-1	0-0	1 • 1 • 2	1	1	0	0	2	2	
01/02 • Kentucky [SEC]	12	1-2	0-0	0-1	2 • 2 • 4	1	1	0	0	2	2	
01/05 • No. 13/13 Missouri [SEC]	12	2-2	0-0	0-0	1 • 2 • 3	1	0	0	0	1	0	4
01/09 • at Vanderbilt [SEC]	11	0-1	0-1	1-2	0 • 0 • 0	3	0	2	0	1	1	
01/13 • Texas A&M [SEC]	14	2-5	1-2	0-2	2 • 1 • 3	1	1	0	0	1	0	5
01/16 • Florida [SEC]	15	1-4	0-1	0-2	2 • 2 • 4	0	1	0	0	0	2	
01/19 • Ole Miss [SEC]	14	0-0	0-0	0-0	0 • 0 • 0	2	2	2	0	1	0	
01/23 • at No. 18/16 Alabama [SEC]	32	3-6	0-2	0-0	2 • 5 • 7	1	0	2	0	2	6	
01/26 • at No. 18/17 Tennessee [SEC]												
01/30 • Iowa State [SEC/Big 12]												
02/02 • at Arkansas [SEC]												
02/06 • at South Carolina [SEC]												
02/10 • LSU [SEC]												
02/13 • Vanderbilt [SEC]												
02/16 • at Auburn [SEC]												
02/20 • at Ole Miss [SEC]												
02/24 • South Carolina [SEC]												
02/27 • Alabama [SEC]												
03/03 • at Texas A&M [SEC]												

C. MATTHEWS' STANDOUT PERFORMANCES

	19-20 • FR	CAREER
5+ Points	5	5
10+ Points	-	0
Led MSU in Scoring	-	0
5+ Rebounds	2	2
10+ Rebounds	-	0
Double-Doubles	-	0
10+ PTS • 5+ REB	-	0
Led MSU in Rebounding	-	0
5+ Field Goals Made	-	0
10+ Field Goals Made	-	0
2+ 3-Point Field Goals Made	1	1
5+ 3-Point Field Goals Made	-	0
5+ Free Throws Made	-	0
10+ Free Throws Made	-	0
2+ Assists	7	7
5+ Assists	1	1
2+ Blocks	-	0
5+ Blocks	-	0
2+ Steals	6	6
5+ Steals	-	0

C. MATTHEWS' CAREER STATISTICS

YEAR	GP-GS	MIN • AVG	FG-FGA	PCT	THREE-POINT FG-FGA	PCT	FT-FTA	PCT	REBOUND OFF-DEF-TOT	AVG	PF-FO	AST	TO	BLK	STL	PTS • AVG
2020-21	16-6	316 • 19.7	20-44	45.5	4-14	28.6	2-17	11.8	21-25-46	2.9	28-1	24	16	5	18	46 • 2.9
TOTALS	16-6	316 • 19.7	20-44	45.5	4-14	28.6	2-17	11.8	21-25-46	2.9	28-1	24	16	5	18	46 • 2.9



#5 Deivon Smith

Guard • 6-1 • 165 • FR • HS • Loganville, Georgia • Grayson HS

2020-21 OVERALL

PPG 4.1 RPG 3.3 APG 2.4 SPG 0.9 BPG 0.2

2020-21 SEC GAMES

PPG 4.9 RPG 2.6 APG 2.4 SPG 1.0 BPG 0.1

D. SMITH'S SEASON/CAREER HIGHS

POINTS

Season 13 • at Georgia • 12/30/2020
Career 13 • at Georgia • 12/30/2020

REBOUNDS

Season 7 • Mississippi Valley State • 12/21/2020
Career 7 • Mississippi Valley State • 12/21/2020

FIELD GOALS MADE

Season 4 • at Georgia • 12/30/2020
Career 4 • at Georgia • 12/30/2020

3-POINT FIELD GOALS MADE

Season 3 • at Georgia • 12/30/2020
Career 3 • at Georgia • 12/30/2020

FREE THROWS MADE

Season 3 • Jackson State • 12/08/2020
Career 3 • Jackson State • 12/08/2020

ASSISTS

Season 5 • vs. Liberty • 11/26/2020
Career 5 • vs. Liberty • 11/26/2020

BLOCKS

Season 1 • at Georgia • 12/30/2020
1 • Texas State • 11/30/2020
1 • vs. Liberty • 11/26/2020
Career 1 • 3x • Last: at Georgia • 12/30/2020

STEALS

Season 2 • Texas A&M • 01/13/2021
2 • No. 13 Missouri • 01/05/2021
2 • at Georgia • 12/30/2020
2 • Jackson State • 12/08/2020
2 • vs. Liberty • 11/26/2020
Career 2 • 5x • Last: Texas A&M • 01/13/2021

MINUTES

Season 29 • Texas State • 11/30/2020
29 • vs. Liberty • 11/26/2020
29 • vs. Clemson • 11/25/2020
Career 29 • 3x • Last: Texas State • 11/30/2020

D. SMITH'S TOP SCORING PERFORMANCES

RK	PTS	OPPONENT	DATE
1	13	at Georgia	12/30/2020
2	10	vs. Liberty	11/26/2020
3	6	No. 13 Missouri	01/05/2021
4	5	at No. 18 Alabama	01/23/2021
	5	Florida	01/16/2021
	5	Jackson State	12/08/2020

D. SMITH'S GAME-BY-GAME STATISTICS - 2020-21

DATE • OPPONENT	GS	MIN	FG	3FG	FT	REB • O-D-T	PF/D	AST	TO	BLK	STL	PTS
11/25 • vs. Clemson	•	29	1-6	0-3	0-0	0 • 4 • 4	1	1	1	0	1	2
11/26 • vs. Liberty	•	29	3-7	2-2	2-2	0 • 5 • 5	2	5	2	1	2	10
11/30 • Texas State	•	29	1-4	0-2	0-0	0 • 5 • 5	2	3	3	1	0	2
12/04 • North Texas		17	2-3	0-0	0-0	1 • 2 • 3	2	0	2	0	0	4
12/08 • Jackson State		17	1-8	0-2	3-4	0 • 5 • 5	0	2	2	0	2	5
12/12 • vs. Dayton		19	0-0	0-0	2-2	0 • 1 • 1	1	3	3	0	1	2
12/16 • Central Arkansas • UCA		15	0-3	0-2	0-0	0 • 1 • 1	0	2	2	0	0	0
12/21 • Mississippi Valley State		17	0-5	0-4	1-2	2 • 5 • 7	1	4	1	0	0	1
12/30 • at Georgia [SEC]		20	4-8	3-4	2-3	0 • 3 • 3	1	3	2	1	2	13
01/02 • Kentucky [SEC]		9	1-3	0-1	0-0	0 • 0 • 0	1	0	0	0	1	2
01/05 • No. 13/13 Missouri [SEC]		24	2-7	1-1	1-2	0 • 4 • 4	2	3	0	0	2	6
01/09 • at Vanderbilt [SEC]		18	2-5	0-0	0-0	0 • 3 • 3	1	4	1	0	0	4
01/13 • Texas A&M [SEC]		15	1-2	0-0	0-0	0 • 2 • 2	1	0	1	0	2	2
01/16 • Florida [SEC]		26	2-6	0-1	1-2	1 • 5 • 6	4	4	2	0	1	5
01/19 • Ole Miss [SEC]		23	1-5	0-1	0-0	0 • 1 • 1	2	3	1	0	0	2
01/23 • at No. 18/16 Alabama [SEC]		16	2-4	1-2	0-0	1 • 1 • 2	3	2	3	0	0	5
01/26 • at No. 18/17 Tennessee [SEC]												
01/30 • Iowa State [SEC/Big 12]												
02/02 • at Arkansas [SEC]												
02/06 • at South Carolina [SEC]												
02/10 • LSU [SEC]												
02/13 • Vanderbilt [SEC]												
02/16 • at Auburn [SEC]												
02/20 • at Ole Miss [SEC]												
02/24 • South Carolina [SEC]												
02/27 • Alabama [SEC]												
03/03 • at Texas A&M [SEC]												

D. SMITH'S STANDOUT PERFORMANCES

	20-21 • FR	CAREER
5+ Points	6	6
10+ Points	2	1
Led MSU in Scoring	-	0
5+ Rebounds	5	5
10+ Rebounds	-	0
Double-Doubles	-	0
10+PTS • 5+ ASST	1	1
Led MSU in Rebounding	-	0
5+ Field Goals Made	-	0
10+ Field Goals Made	-	0
2+ 3-Point Field Goals Made	2	2
5+ 3-Point Field Goals Made	-	0
5+ Free Throws Made	-	0
10+ Free Throws Made	-	0
2+ Assists	12	12
5+ Assists	1	1
2+ Blocks	-	0
5+ Blocks	-	0
2+ Steals	5	5
5+ Steals	-	0

D. SMITH'S CAREER STATISTICS

YEAR	GP-GS	MIN • AVG	FG-FGA	PCT	THREE-POINT		FT-FTA	PCT	REBOUND		PF-FO	AST	TO	BLK	STL	PTS • AVG
					FG-FGA	PCT			OFF-DEF-TOT	AVG						
2020-21	16-3	326 • 20.3	23-76	30.3	7-25	28.0	12-17	70.6	5-47-52	3.3	24-0	39	26	3	14	65 • 4.1
TOTALS	16-3	326 • 20.3	23-76	30.3	7-25	28.0	12-17	70.6	5-47-52	3.3	24-0	39	26	3	14	65 • 4.1



#11 Andersson Garcia

Guard/Forward • 6-7 • 205 • FR • HS • Moca, Dominican Republic • Hamilton Heights HS - Tennessee

2020-21 OVERALL

PPG	RPG	APG	SPG	BPG
1.2	1.0	0.2	0.3	0.2

2020-21 SEC GAMES

PPG	RPG	APG	SPG	BPG
0.0	0.0	0.0	0.0	0.0

A. GARCIA'S SEASON/CAREER HIGHS

POINTS	
Season	3 • Central Arkansas • 12/16/2020
Career	3 • Central Arkansas • 12/16/2020

REBOUNDS

Season	3 • Texas State • 11/30/2020
Career	3 • Texas State • 11/30/2020

FIELD GOALS MADE

Season	1 • Mississippi Valley State • 12/21/2020
	1 • Central Arkansas • 12/16/2020
	1 • Jackson State • 12/08/2020
Career	1 • 3x • Last: Mississippi Valley State • 12/21/2020

3-POINT FIELD GOALS MADE

Season	1 • Central Arkansas • 12/16/2020
Career	1 • Central Arkansas • 12/16/2020

FREE THROWS MADE

Season	
Career	

ASSISTS

Season	1 • Mississippi Valley State • 12/21/2020
Career	1 • Mississippi Valley State • 12/21/2020

BLOCKS

Season	1 • Jackson State • 12/08/2020
Career	1 • Jackson State • 12/08/2020

STEALS

Season	1 • Mississippi Valley State • 12/21/2020
	1 • Jackson State • 12/08/2020
Career	1 • 2x • Last: Mississippi Valley State • 12/21/2020

MINUTES

Season	7 • Texas State • 11/30/2020
Career	7 • Texas State • 11/30/2020

A. GARCIA'S TOP SCORING PERFORMANCES

RK	PTS	OPPONENT	DATE
1	3	Central Arkansas	12/16/2020
2	2	Mississippi Valley State	12/21/2020
	2	Jackson State	12/08/2020

A. GARCIA'S GAME-BY-GAME STATISTICS - 2020-21

DATE • OPPONENT	GS	MIN	FG	3FG	FT	REB • O-D-T	PF/D	AST	TO	BLK	STL	PTS
11/25 • vs. Clemson		2	0-0	0-0	0-0	0 • 0 • 0	1	0	1	0	0	0
11/26 • vs. Liberty		2	0-0	0-0	0-0	0 • 0 • 0	0	0	0	0	0	0
11/30 • Texas State		7	0-2	0-0	0-0	2 • 1 • 3	0	0	1	0	0	0
12/04 • North Texas	DNP											
12/08 • Jackson State		5	1-2	0-1	0-1	1 • 1 • 2	0	0	1	1	1	2
12/12 • vs. Dayton	DNP											
12/16 • Central Arkansas • UCA		1	1-1	1-1	0-0	0 • 0 • 0	0	0	0	0	0	3
12/21 • Mississippi Valley State		4	1-2	0-0	0-0	0 • 1 • 1	1	1	0	0	1	2
12/30 • at Georgia [SEC]	DNP											
01/02 • Kentucky [SEC]	DNP											
01/05 • No. 13/13 Missouri [SEC]	DNP											
01/09 • at Vanderbilt [SEC]	DNP											
01/13 • Texas A&M [SEC]	DNP											
01/16 • Florida [SEC]	DNP											
01/19 • Ole Miss [SEC]	DNP											
01/23 • at No. 18/16 Alabama [SEC]	DNP											
01/26 • at No. 18/17 Tennessee [SEC]												
01/30 • Iowa State [SEC/Big 12]												
02/02 • at Arkansas [SEC]												
02/06 • at South Carolina [SEC]												
02/10 • LSU [SEC]												
02/13 • Vanderbilt [SEC]												
02/16 • at Auburn [SEC]												
02/20 • at Ole Miss [SEC]												
02/24 • South Carolina [SEC]												
02/27 • Alabama [SEC]												
03/03 • at Texas A&M [SEC]												

A. GARCIA'S CAREER STATISTICS

YEAR	GP-GS	MIN • AVG	FG-FGA	PCT	THREE-POINT				PCT	REBOUND				STL	PTS • AVG
					FG-FGA	PCT	FT-FTA	PCT		OFF-DEF-TOT	AVG	PF-FO	AST		
2020-21	6-0	21 • 3.5	3-7	42.9	1-2	50.0	0-2	0.0		3-3-6	1.0	2	1	3	7 • 1.2
TOTALS	6-0	21 • 3.5	3-7	42.9	1-2	50.0	0-2	0.0		3-3-6	1.0	2	1	3	7 • 1.2



#20 Derek Fountain

Forward • 6-9 • 210 • FR • HS • Holly Springs, Mississippi • Holly Springs HS

2020-21 OVERALL

PPG 0.7
RPG 1.0
APG 0.0
SPG 0.0
BPG 0.0

2020-21 SEC GAMES

PPG 0.0
RPG 0.0
APG 0.0
SPG 0.0
BPG 0.0

D. FOUNTAIN'S SEASON/CAREER HIGHS

POINTS

Season 2 • Jackson State • 12/08/2020
Career 2 • Jackson State • 12/08/2020

REBOUNDS

Season 2 • Mississippi Valley State • 12/21/2020
Career 2 • Mississippi Valley State • 12/21/2020

FIELD GOALS MADE

Season 1 • Jackson State • 12/08/2020
Career 1 • Jackson State • 12/08/2020

3-POINT FIELD GOALS MADE

Season
Career

FREE THROWS MADE

Season
Career

ASSISTS

Season
Career

BLOCKS

Season
Career

STEALS

Season
Career

MINUTES

Season 3 • Mississippi Valley State • 12/21/2020
3 • Jackson State • 12/08/2020
Career 3 • 2x • Last: Mississippi Valley State • 12/21/2020

D. FOUNTAIN'S TOP SCORING PERFORMANCES

RK	PTS	OPPONENT	DATE
1	2	Jackson State	12/08/2020

D. FOUNTAIN'S GAME-BY-GAME STATISTICS • 2020-21

DATE	OPPONENT	GS	MIN	FG	3FG	FT	REB • O-D-T	PF/D	AST	TO	BLK	STL	PTS
11/25	• vs. Clemson	DNP											
11/26	• vs. Liberty	DNP											
11/30	• Texas State		2	0-0	0-0	0-0	0 • 0 • 0	0	0	0	0	0	0
12/04	• North Texas	DNP											
12/08	• Jackson State		3	1-2	0-1	0-0	1 • 0 • 1	0	0	0	0	0	2
12/12	• vs. Dayton	DNP											
12/16	• Central Arkansas • UCA	DNP											
12/21	• Mississippi Valley State		3	0-0	0-0	0-0	0 • 2 • 2	0	0	0	0	0	0
12/30	• at Georgia [SEC]	DNP											
01/02	• Kentucky [SEC]	DNP											
01/05	• No. 13/13 Missouri [SEC]	DNP											
01/09	• at Vanderbilt [SEC]	DNP											
01/13	• Texas A&M [SEC]	DNP											
01/16	• Florida [SEC]	DNP											
01/19	• Ole Miss [SEC]	DNP											
01/23	• at No. 18/16 Alabama [SEC]	DNP											
01/26	• at No. 18/17 Tennessee [SEC]												
01/30	• Iowa State [SEC/Big 12]												
02/02	• at Arkansas [SEC]												
02/06	• at South Carolina [SEC]												
02/10	• LSU [SEC]												
02/13	• Vanderbilt [SEC]												
02/16	• at Auburn [SEC]												
02/20	• at Ole Miss [SEC]												
02/24	• South Carolina [SEC]												
02/27	• Alabama [SEC]												
03/03	• at Texas A&M [SEC]												

D. FOUNTAIN'S CAREER STATISTICS

YEAR	GP-GS	MIN • AVG	FG-FGA	PCT	THREE-POINT				PCT	REBOUND							PTS • AVG
					FG-FGA	PCT	FT-FTA	PCT		OFF-DEF-TOT	AVG	PF-FO	AST	TO	BLK	STL	
2020-21	3-0	8 • 2.5	1-2	50.0	0-1	0.0	0-0	0.0		1-2-3	1.0	0-0	0	0	0	0	2 • 0.7
TOTALS	3-0	8 • 2.5	1-2	50.0	0-1	0.0	0-0	0.0		1-2-3	1.0	0-0	0	0	0	0	2 • 0.7



#24 Abdul Ado

Forward • 6-11 • 255 • R SR • 3L • Lagos, Nigeria • Hamilton Heights HS - Tennessee

2019-20 OVERALL

PPG 5.8 RPG 6.3 APG 0.8 SPG 0.9 BPG 2.1

2020-21 SEC GAMES

PPG 6.1 RPG 6.5 APG 0.9 SPG 1.1 BPG 2.6

A. ADO'S SEASON/CAREER HIGHS

POINTS

Season 14 • vs. Liberty • 11/26/2020
Career 19 • at Texas A&M • 02/20/2018

REBOUNDS

Season 9 • Ole Miss • 01/19/2021
9 • Florida • 01/16/2021
9 • North Texas • 12/04/2020
Career 13 • Little Rock • 12/20/2017

FIELD GOALS MADE

Season 5 • Florida • 01/16/2021
5 • vs. Liberty • 11/26/2020
Career 8 • at Texas A&M • 02/20/2018

3-POINT FIELD GOALS MADE

Season
Career

FREE THROWS MADE

Season 4 • No. 13 Missouri • 01/05/2021
4 • vs. Liberty • 11/26/2020
Career 7 • Radford • 12/18/2019

ASSISTS

Season 2 • at Georgia • 12/30/2020
2 • Jackson State • 12/08/2020
Career 3 • vs. Southern Miss • 12/23/2017

BLOCKS

Season 5 • North Texas • 12/04/2020
Career 9 • No. 8 Auburn • 01/04/2020

STEALS

Season 3 • Kentucky • 01/02/2021
Career 4 • at No. 25 Cincinnati • 12/12/2017

MINUTES

Season 36 • Ole Miss • 01/19/2021
Career 37 • at South Carolina • 03/03/2020
37 • South Carolina • 02/24/2018

A. ADO'S TOP SCORING PERFORMANCES

RK	PTS	OPPONENT	DATE
1	19	at Texas A&M	02/20/2018
2	17	Radford	12/18/2019
3	16	at South Carolina	01/31/2018
4	15	Nebraska • NIT	03/04/2018
	15	at Vanderbilt	02/14/2018
6	14	vs. Liberty	11/26/2020
	14	South Carolina	02/19/2020
8	13	vs. Kansas State	12/14/2019
	13	vs. Penn State • NIT	03/27/2018
10	12	at LSU	01/11/2020
	12	at South Carolina	01/08/2019
	12	Missouri	01/27/2018
	12	at Florida	01/10/2018
	12	Green Bay	11/20/2017
	12	Florida A&M • FAMU	11/18/2017

A. ADO'S GAME-BY-GAME STATISTICS • 2020-21

DATE	OPPONENT	GS	MIN	FG	3FG	FT	REB • Q-D-T	PF/D	AST	TO	BLK	STL	PTS
11/25 • vs. Clemson		•	16	0-4	0-0	0-0	3 • 4 • 7	5/D	1	3	0	0	0
11/26 • vs. Liberty		•	34	5-5	0-0	4-5	1 • 4 • 5	3	1	2	1	0	14
11/30 • Texas State		•	14	2-2	0-0	3-4	2 • 3 • 5	3	1	2	2	0	7
12/04 • North Texas		•	27	3-6	0-0	0-0	4 • 5 • 9	4	0	1	5	2	6
12/08 • Jackson State		•	21	1-3	0-0	2-2	3 • 5 • 8	3	2	1	1	0	4
12/12 • vs. Dayton		•	31	1-3	0-0	0-0	2 • 5 • 7	5/D	0	1	0	1	2
12/16 • Central Arkansas • UCA		•	24	3-5	0-0	0-1	2 • 3 • 5	2	0	2	2	1	6
12/21 • Mississippi Valley State		•	23	2-4	0-0	0-1	1 • 2 • 3	2	0	2	1	1	4
12/30 • at Georgia [SEC]		•	32	1-3	0-0	3-5	4 • 4 • 8	4	2	2	3	2	5
01/02 • Kentucky [SEC]		•	34	2-3	0-0	1-1	1 • 4 • 5	3	1	2	4	3	5
01/05 • No. 13/13 Missouri [SEC]		•	33	1-4	0-0	4-4	2 • 5 • 7	1	1	0	3	0	6
01/09 • at Vanderbilt [SEC]		•	33	4-8	0-0	0-0	3 • 5 • 8	4	1	0	1	0	8
01/13 • Texas A&M [SEC]		•	30	2-3	0-0	0-0	1 • 4 • 5	2	0	2	1	1	4
01/16 • Florida [SEC]		•	34	5-5	0-0	1-2	3 • 6 • 9	3	1	0	3	1	11
01/19 • Ole Miss [SEC]		•	36	1-5	0-0	2-2	4 • 5 • 9	0	1	1	3	1	4
01/23 • at No. 18/16 Alabama [SEC]		•	32	3-3	0-0	0-0	0 • 1 • 1	0	0	0	3	1	6
01/26 • at No. 18/17 Tennessee [SEC]													
01/30 • Iowa State [SEC/Big 12]													
02/02 • at Arkansas [SEC]													
02/06 • at South Carolina [SEC]													
02/10 • LSU [SEC]													
02/13 • Vanderbilt [SEC]													
02/16 • at Auburn [SEC]													
02/20 • at Ole Miss [SEC]													
02/24 • South Carolina [SEC]													
02/27 • Alabama [SEC]													
03/03 • at Texas A&M [SEC]													

A. ADO'S STANDOUT PERFORMANCES

	17-18 • FR	18-19 • SO	19-20 • JR	20-21 • SR	CAREER
10+ Points	12	4	4	2	22
20+ Points	-	-	-	-	0
Led MSU in Scoring	2	-	-	-	2
5+ Rebounds	25	11	25	14	75
10+ Rebounds	5	2	4	-	11
Double-Doubles	3	-	2	-	5
20+PTS • 10+ REB	-	-	-	-	0
Led MSU in Rebounding	15	3	4	5	27
5+ Field Goals Made	9	1	3	2	15
10+ Field Goals Made	-	-	-	-	0
2+ 3-Point Field Goals Made	-	-	-	-	0
5+ 3-Point Field Goals Made	-	-	-	-	0
5+ Free Throws Made	-	-	2	-	2
10+ Free Throws Made	-	-	-	-	0
2+ Assists	2	3	6	2	13
5+ Assists	-	-	-	-	0
2+ Blocks	19	18	16	9	62
5+ Blocks	1	2	2	1	6
2+ Steals	6	5	3	3	17
5+ Steals	-	-	-	-	0

A. ADO'S • SEC RANKINGS

	ALL • SEC	ALL • SEC
Blocks	2.1 • 2.6	3rd • 4th
Rebounds	6.3 • 6.5	12th • T-9th
Offensive Rebounds	2.3 • 2.3	14th • T-11th
Defensive Rebounds	4.1 • 4.3	15th • T-12th

A. ADO'S CAREER STATISTICS

WILSON'S CAREER SUMMARY																		
YEAR	GP-GS	MIN • AVG	FG-FGA	PCT	THREE-POINT			FT-FTA	PCT	REBOUND			PF-FO	AST	TO	BLK	STL	PTS • AVG
					FG-FGA	PCT				OFF-DEF-TOT	AVG							
2017-18	36-36	953 • 26.5	112-182	61.5	0-0	0.0	0.0	58-113	51.3	103-128-231	6.4	93-2	13	71	67	28	282 • 7.8	
2018-19	31-30	746 • 24.1	51-83	61.4	0-0	0.0	0.0	43-69	62.3	54-86-140	4.5	87-1	13	35	57	20	145 • 4.7	
2019-20	31-31	878 • 28.3	69-116	59.5	0-0	0.0	0.0	39-64	60.9	100-109-209	6.7	82-2	20	42	58	16	177 • 5.7	
2020-21	16-16	454 • 28.4	36-66	54.5	0-0	0.0	0.0	20-27	74.1	36-65-101	6.3	44-2	12	21	33	14	92 • 5.8	
TOTALS	114-113	3030 • 26.6	268-447	60.0	0-0	0.0	0.0	160-273	58.6	293-388-681	6.0	306-7	58	169	215	78	696 • 6.1	



#30 Andrew Junkin

Forward • 6-11 • 240 • R SO • 1L • New Hope, Mississippi • New Hope HS

2020-21 OVERALL

PPG	RPG	APG	SPG	BPG
1.0	0.0	0.0	0.0	0.0

2020-21 SEC GAMES

PPG	RPG	APG	SPG	BPG
0.0	0.0	0.0	0.0	0.3

A. JUNKIN'S SEASON/CAREER HIGHS

POINTS	
Season	2 • Jackson State • 12/08/2020
Career	2 • Jackson State • 12/08/2020

REBOUNDS

Season	
Career	

FIELD GOALS MADE

Season	1 • Jackson State • 12/08/2020
Career	1 • Jackson State • 12/08/2020

3-POINT FIELD GOALS MADE

Season	
Career	

FREE THROWS MADE

Season	
Career	

ASSISTS

Season	
Career	

BLOCKS

Season	
Career	1 • at Coastal Carolina • 11/24/2019

STEALS

Season	
Career	

MINUTES

Season	3 • Mississippi Valley State • 12/21/2020 3 • Jackson State • 12/08/2020
Career	3 • Mississippi Valley State • 12/21/2020 3 • Jackson State • 12/08/2020 3 • at Coastal Carolina • 11/24/2019

A. JUNKIN'S TOP SCORING PERFORMANCES

RK	PTS	OPPONENT	DATE
1	2	Jackson State	12/08/2020

A. JUNKIN'S GAME-BY-GAME STATISTICS • 2020-21

DATE	OPPONENT	GS	MIN	FG	3FG	FT	REB • O-D-T	PF/D	AST	TO	BLK	STL	PTS
11/25	• vs. Clemson	DNP											
11/26	• vs. Liberty	DNP											
11/30	• Texas State	DNP											
12/04	• North Texas	DNP											
12/08	• Jackson State		3	1-1	0-0	0-0	0 • 0 • 0	1	0	1	0	0	2
12/12	• vs. Dayton	DNP											
12/16	• Central Arkansas • UCA	DNP											
12/21	• Mississippi Valley State		3	0-0	0-0	0-0	0 • 0 • 0	0	0	0	0	0	0
12/30	• at Georgia [SEC]	DNP											
01/02	• Kentucky [SEC]	DNP											
01/05	• No. 13/13 Missouri [SEC]	DNP											
01/09	• at Vanderbilt [SEC]	DNP											
01/13	• Texas A&M [SEC]	DNP											
01/16	• Florida [SEC]	DNP											
01/19	• Ole Miss [SEC]	DNP											
01/23	• at No. 18/16 Alabama [SEC]	DNP											
01/26	• at No. 18/17 Tennessee [SEC]												
01/30	• Iowa State [SEC/Big 12]												
02/02	• at Arkansas [SEC]												
02/06	• at South Carolina [SEC]												
02/10	• LSU [SEC]												
02/13	• Vanderbilt [SEC]												
02/16	• at Auburn [SEC]												
02/20	• at Ole Miss [SEC]												
02/24	• South Carolina [SEC]												
02/27	• Alabama [SEC]												
03/03	• at Texas A&M [SEC]												

A. JUNKIN'S CAREER STATISTICS

YEAR	GP-GS	MIN • AVG	FG-FGA	PCT	THREE-POINT				PCT	REBOUND								PTS • AVG
					FG-FGA	PCT	FT-FTA	PCT		OFF-DEF-TOT	AVG	PF-FO	AST	TO	BLK	STL		
2019-20	3-0	5 • 1.8	0-1	0.0	0-0	0.0	0-0	0.0	0.0	0-0-0	0.0	0-0	0	0	1	0	0 • 0.0	
2020-21	2-0	6 • 2.8	1-1	100.0	0-0	0.0	0-0	0.0	0.0	0-0-0	0.0	1-0	0	1	0	0	2 • 1.0	
TOTALS	5-0	11 • 2.2	1-2	50.0	0-0	0.0	0-0	0.0	0.0	0-0-0	0.0	1-0	0	1	1	0	2 • 0.4	



#32 Quinten Post

Forward • 7-0 • 225 • FR • HS • Amsterdam, The Netherlands • Cartesius Lyceum HS

2020-21 OVERALL

PPG	RPG	APG	SPG	BPG
2.9	1.6	0.3	0.1	0.4

2020-21 SEC GAMES

PPG	RPG	APG	SPG	BPG
1.4	1.4	0.0	0.0	0.4

Q. POST'S SEASON/CAREER HIGHS

POINTS	
Season	10 • Mississippi Valley State • 12/21/2020
Career	10 • Mississippi Valley State • 12/21/2020

REBOUNDS

Season	5 • Texas State • 11/30/2020
Career	5 • Texas State • 11/30/2020

FIELD GOALS MADE

Season	4 • Mississippi Valley State • 12/21/2020
Career	4 • Texas State • 11/30/2020
Career	4 • 2x • Last: Mississippi Valley State • 12/21/2020

3-POINT FIELD GOALS MADE

Season	2 • vs. Dayton • 12/12/2020
Career	2 • vs. Dayton • 12/12/2020

FREE THROWS MADE

Season	2 • Mississippi Valley State • 12/21/2020
Career	2 • Mississippi Valley State • 12/21/2020
	2 • at Coastal Carolina • 11/24/2019

ASSISTS

Season	3 • Texas State • 11/30/2020
Career	3 • Texas State • 11/30/2020

BLOCKS

Season	2 • at Georgia • 12/30/2020
	2 • Texas State • 11/30/2020
Career	2 • 2x • Last: at Georgia • 12/30/2020

STEALS

Season	1 • vs. Dayton • 12/12/2020
Career	1 • vs. Dayton • 12/12/2020

MINUTES

Season	16 • Texas State • 11/30/2020
Career	16 • Texas State • 11/30/2020

Q. POST'S TOP SCORING PERFORMANCES

RK	PTS	OPPONENT	DATE
1	10	Mississippi Valley State	12/21/2020
2	9	Texas State	11/30/2020
3	6	vs. Dayton	12/12/2020
4	5	Texas A&M	01/13/2021
5	4	North Texas	12/04/2020

Q. POST'S GAME-BY-GAME STATISTICS • 2020-21

DATE • OPPONENT	GS	MIN	FG	3FG	FT	REB • O-D-T	PF/D	AST	TO	BLK	STL	PTS
11/25 • vs. Clemson		2	0-0	0-0	0-0	0 • 0 • 0	1	0	1	0	0	0
11/26 • vs. Liberty	DNP											
11/30 • Texas State		16	4-9	1-4	0-1	2 • 3 • 5	4	3	1	2	0	9
12/04 • North Texas		7	2-3	0-1	0-0	1 • 1 • 2	2	0	0	0	0	4
12/08 • Jackson State		10	0-3	0-1	0-0	2 • 0 • 2	1	0	0	0	0	0
12/12 • vs. Dayton		11	2-5	2-4	0-0	1 • 0 • 1	1	0	0	0	1	6
12/16 • Central Arkansas • UCA		4	1-2	0-0	0-0	1 • 0 • 1	0	0	0	0	0	2
12/21 • Mississippi Valley State		14	4-6	0-2	2-3	0 • 1 • 1	0	1	1	0	0	10
12/30 • at Georgia [SEC]		3	0-0	0-0	0-0	0 • 0 • 0	0	0	0	2	0	0
01/02 • Kentucky [SEC]		5	1-2	0-0	0-0	2 • 0 • 2	1	0	1	0	0	2
01/05 • No. 13/13 Missouri [SEC]		6	0-2	0-1	0-0	0 • 1 • 1	3	0	2	0	0	0
01/09 • at Vanderbilt [SEC]		9	1-2	1-2	0-0	0 • 3 • 3	0	0	0	0	0	3
01/13 • Texas A&M [SEC]		10	2-3	1-2	0-0	1 • 2 • 3	1	0	0	1	0	5
01/16 • Florida [SEC]		4	0-0	0-0	0-0	0 • 0 • 0	3	0	2	0	0	0
01/19 • Ole Miss [SEC]	DNP											
01/23 • at No. 18/16 Alabama [SEC]		3	0-0	0-0	0-0	0 • 1 • 1	1	0	1	0	0	0
01/26 • at No. 18/17 Tennessee [SEC]												
01/30 • Iowa State [SEC/Big 12]												
02/02 • at Arkansas [SEC]												
02/06 • at South Carolina [SEC]												
02/10 • LSU [SEC]												
02/13 • Vanderbilt [SEC]												
02/16 • at Auburn [SEC]												
02/20 • at Ole Miss [SEC]												
02/24 • South Carolina [SEC]												
02/27 • Alabama [SEC]												
03/03 • at Texas A&M [SEC]												

Q. POST'S STANDOUT PERFORMANCES

	19-20 • FR	20-21 • SO	CAREER
5+ Points	-	4	4
10+ Points	-	1	1
Led MSU in Scoring	-	-	0
5+ Rebounds	-	1	1
10+ Rebounds	-	-	0
Double-Doubles	-	-	0
10+PTS • 5+ REB	-	-	0
Led MSU in Rebounding	-	-	0
5+ Field Goals Made	-	-	0
10+ Field Goals Made	-	-	0
2+ 3-Point Field Goals Made	-	1	1
5+ 3-Point Field Goals Made	-	-	0
5+ Free Throws Made	-	-	0
10+ Free Throws Made	-	-	0
2+ Assists	-	1	1
5+ Assists	-	-	0
2+ Blocks	-	2	2
5+ Blocks	-	-	2
2+ Steals	-	-	0
5+ Steals	-	-	0

Q. POST'S CAREER STATISTICS

CARTER																
YEAR	GP-GS	MIN • AVG	FG-FGA	PCT	THREE-POINT		FT-FTA	PCT	REBOUND		PF-FO	AST	TO	BLK	STL	PTS • AVG
					FG-FGA	PCT			OFF-DEF-TOT	AVG						
2019-20	8-0	21 • 2.6	3-8	37.5	1-3	33.3	2-2	100.0	3-9-12	1.5	4-0	1	3	1	0	9 • 1.1
2020-21	14-0	104 • 7.4	17-37	45.9	5-17	29.4	2-4	50.0	10-12-22	1.6	18-0	4	9	5	1	41 • 2.9
TOTALS	22-0	125 • 5.7	20-45	44.4	6-20	30.0	4-6	66.7	13-21-34	1.5	22-0	5	12	6	1	50 • 2.3



#35 Tolu Smith

Forward • 6-10 • 245 • SO • R TR • Bay St. Louis, Mississippi • Kahuku HS - Hawaii • Western Kentucky

2020-21 OVERALL

PPG	RPG	APG	SPG	BPG
13.2	8.8	1.1	0.4	1.1

2020-21 SEC GAMES

PPG	RPG	APG	SPG	BPG
12.5	8.8	1.4	0.8	1.3

T. SMITH'S SEASON/CAREER HIGHS

POINTS	
Season	27 • Florida • 01/16/2021
Career	27 • Florida • 01/16/2021

REBOUNDS

Season	14 • Florida • 01/16/2021
Career	14 • Florida • 01/16/2021

FIELD GOALS MADE

Season	11 • Florida • 01/16/2021
Career	11 • Florida • 01/16/2021

3-POINT FIELD GOALS MADE

Season	
Career	

FREE THROWS MADE

Season	6 • Texas State • 11/30/2020 6 • vs. Liberty • 11/26/2020 6 • vs. Clemson • 11/25/2020
Career	6 • 3x • Last: Texas State • 11/30/2020

ASSISTS

Season	3 • at Georgia • 12/30/2020
Career	3 • at Georgia • 12/30/2020

BLOCKS

Season	3 • Florida • 01/16/2021 3 • Kentucky • 01/02/2021
Career	3 • 2x • Last: Florida • 01/16/2021

STEALS

Season	3 • at No. 18 Alabama • 01/23/2021
Career	3 • at No. 18 Alabama • 01/23/2021

MINUTES

Season	38 • Texas A&M • 01/13/2021
Career	38 • Texas A&M • 01/13/2021

T. SMITH'S TOP SCORING PERFORMANCES

RK	PTS	OPPONENT	DATE
1	27	Florida	01/16/2021
2	20	vs. Liberty	11/26/2020
3	19	Jackson State	12/08/2020
4	18	at Vanderbilt	01/09/2021
5	15	No. 13 Missouri	01/05/2021
6	13	Mississippi Valley State	12/21/2020
	13	vs. Dayton	12/12/2020
8	12	North Texas	12/04/2020
	12	Texas State	11/30/2020
	12	vs. Clemson	11/25/2020

T. SMITH'S GAME-BY-GAME STATISTICS • 2020-21

DATE • OPPONENT	GS	MIN	FG	3FG	FT	REB • O-D-T	PF/D	AST	TO	BLK	STL	PTS
11/25 • vs. Clemson	•	36	3-8	0-0	6-12	4 • 6 • 10	3	1	2	2	0	12
11/26 • vs. Liberty	•	34	7-11	0-0	6-8	4 • 3 • 7	4	1	2	2	0	20
11/30 • Texas State	•	30	3-6	0-0	6-7	2 • 3 • 5	0	1	2	1	0	12
12/04 • North Texas	•	31	5-8	0-0	2-3	2 • 6 • 8	4	0	2	1	0	12
12/08 • Jackson State	•	24	8-12	0-0	3-5	5 • 7 • 12	2	1	1	0	0	19
12/12 • vs. Dayton	•	31	5-10	0-0	3-7	4 • 3 • 7	5/D	0	3	0	0	13
12/16 • Central Arkansas • UCA	•	29	4-7	0-0	2-4	4 • 6 • 10	3	0	1	1	0	10
12/21 • Mississippi Valley State	•	23	6-8	0-0	1-4	7 • 5 • 12	3	2	1	0	0	13
12/30 • at Georgia [SEC]	•	36	3-7	0-0	1-1	1 • 5 • 6	3	3	3	1	2	7
01/02 • Kentucky [SEC]	•	34	2-11	0-0	3-5	6 • 6 • 12	3	2	4	3	0	7
01/05 • No. 13/13 Missouri [SEC]	•	32	5-7	0-0	5-6	4 • 5 • 9	2	1	1	1	1	15
01/09 • at Vanderbilt [SEC]	•	31	7-8	0-0	4-8	2 • 5 • 7	3	0	1	1	0	18
01/13 • Texas A&M [SEC]	•	38	4-7	0-0	0-0	3 • 3 • 6	1	1	1	1	0	8
01/16 • Florida [SEC]	•	35	11-13	0-0	5-10	7 • 7 • 14	1	0	1	3	0	27
01/19 • Ole Miss [SEC]	•	30	4-10	0-0	2-2	1 • 5 • 6	4	2	2	0	0	10
01/23 • at No. 18/16 Alabama [SEC]	•	32	4-6	0-0	0-0	4 • 5 • 9	3	2	4	0	3	8
01/26 • at No. 18/17 Tennessee [SEC]												
01/30 • Iowa State [SEC/Big 12]												
02/02 • at Arkansas [SEC]												
02/06 • at South Carolina [SEC]												
02/10 • LSU [SEC]												
02/13 • Vanderbilt [SEC]												
02/16 • at Auburn [SEC]												
02/20 • at Ole Miss [SEC]												
02/24 • South Carolina [SEC]												
02/27 • Alabama [SEC]												
03/03 • at Texas A&M [SEC]												

T. SMITH'S STANDOUT PERFORMANCES

	18-19 • FR • WKU	20-21 • SO • MSU	CAREER
10+ Points	-	12	12
20+ Points	-	2	2
Led MSU in Scoring	-	3	3
5+ Rebounds	6	16	22
10+ Rebounds	-	6	6
Double-Doubles	-	5	5
20+ PTS • 10+ REB	-	1	1
Led MSU in Rebounding	-	12	12
5+ Field Goals Made	-	8	8
10+ Field Goals Made	-	1	1
2+ 3-Point Field Goals Made	-	-	0
5+ 3-Point Field Goals Made	-	-	0
5+ Free Throws Made	-	5	5
10+ Free Throws Made	-	-	0
2+ Assists	-	5	5
5+ Assists	-	-	0
2+ Blocks	3	4	7
5+ Blocks	-	-	0
2+ Steals	-	2	2
5+ Steals	-	-	0

T. SMITH'S • SEC RANKINGS

	ALL • SEC	ALL • SEC
Rebounds	8.8 • 8.8	1st • T-1st
Offensive Rebounds	3.8 • 3.5	1st • 2nd
Field Goal Percentage	58.3 • 58.0	2nd • 3rd
Defensive Rebounds	5.1 • 5.3	5th • 3rd
Blocks	1.1 • 1.3	T-13th • T-10th
Points	13.2	19th • NR

T. SMITH'S CAREER STATISTICS

YEAR	GP-GS	MIN • AVG	FG-FGA	PCT	THREE-POINT FG-FGA PCT	FT-FTA	PCT	REBOUND OFF-DEF-TOT	AVG	PF-FO	AST	TO	BLK	STL	PTS • AVG	SCHOOL
2018-19	34-0	344 • 10.1	42-72	58.3	0-0	0.0	28-49	57.1	30-59-89	2.6	52-0	8	35	10	112 • 3.3	WESTERN KENTUCKY
2020-21	16-16	506 • 31.6	81-139	58.3	0-0	0.0	49-82	59.8	60-81-141	8.8	44-1	17	31	17	211 • 13.2	MSU
TOTALS	50-16	849 • 17.0	123-211	58.3	0-0	0.0	77-131	58.8	90-140-230	4.6	96-1	25	66	27	323 • 6.5	



#55 Keondre Montgomery

Guard/Forward • 6-7 • 200 • FR • HS • Jackson, Mississippi • Forest Hill HS

2020-21 OVERALL

PPG	RPG	APG	SPG	BPG
1.8	0.3	0.8	0.0	0.0

2020-21 SEC GAMES

PPG	RPG	APG	SPG	BPG
0.0	0.0	0.0	0.0	0.0

K. MONTGOMERY'S SEASON/CAREER HIGHS

POINTS	
Season	5 • Mississippi Valley State • 12/21/2020
Career	5 • Mississippi Valley State • 12/21/2020

REBOUNDS

Season	1 • Jackson State • 12/08/2020
Career	1 • Jackson State • 12/08/2020

FIELD GOALS MADE

Season	2 • Mississippi Valley State • 12/21/2020
Career	2 • Mississippi Valley State • 12/21/2020

3-POINT FIELD GOALS MADE

Season	1 • Mississippi Valley State • 12/21/2020
Career	1 • Mississippi Valley State • 12/21/2020

FREE THROWS MADE

Season	
Career	

ASSISTS

Season	1 • Central Arkansas • 12/16/2020
	1 • Jackson State • 12/08/2020
	1 • Texas State • 11/30/2020
Career	1 • 3x • Last: Central Arkansas • 12/16/2020

BLOCKS

Season	
Career	

STEALS

Season	
Career	

MINUTES

Season	4 • Mississippi Valley State • 12/21/2020
	4 • Jackson State • 12/08/2020
	4 • Texas State • 11/30/2020
Career	4 • 3x • Last: Mississippi Valley State • 12/21/2020

K. MONTGOMERY'S TOP SCORING PERFORMANCES

RK	PTS	OPPONENT	DATE
1	5	Mississippi Valley State	12/21/2020
2	2	Texas State	11/30/2020

K. MONTGOMERY'S GAME-BY-GAME STATISTICS • 2020-21

DATE • OPPONENT	GS	MIN	FG	3FG	FT	REB • O-D-T	PF/D	AST	TO	BLK	STL	PTS
11/25 • vs. Clemson	DNP											
11/26 • vs. Liberty	DNP											
11/30 • Texas State		4	1-3	0-0	0-0	0 • 0 • 0	0	1	0	0	0	2
12/04 • North Texas	DNP											
12/08 • Jackson State		4	0-0	0-0	0-0	0 • 1 • 1	0	1	0	0	0	0
12/12 • vs. Dayton	DNP											
12/16 • Central Arkansas • UCA		1	0-1	0-1	0-0	0 • 0 • 0	0	1	0	0	0	0
12/21 • Mississippi Valley State		4	2-3	1-1	0-0	0 • 0 • 0	1	0	0	0	0	5
12/30 • at Georgia [SEC]	DNP											
01/02 • Kentucky [SEC]	DNP											
01/05 • No. 13/13 Missouri [SEC]	DNP											
01/09 • at Vanderbilt [SEC]	DNP											
01/13 • Texas A&M [SEC]	DNP											
01/16 • Florida [SEC]	DNP											
01/19 • Ole Miss [SEC]	DNP											
01/23 • at No. 18/16 Alabama [SEC]	DNP											
01/26 • at No. 18/17 Tennessee [SEC]												
01/30 • Iowa State [SEC/Big 12]												
02/02 • at Arkansas [SEC]												
02/06 • at South Carolina [SEC]												
02/10 • LSU [SEC]												
02/13 • Vanderbilt [SEC]												
02/16 • at Auburn [SEC]												
02/20 • at Ole Miss [SEC]												
02/24 • South Carolina [SEC]												
02/27 • Alabama [SEC]												
03/03 • at Texas A&M [SEC]												

K. MONTGOMERY'S CAREER STATISTICS

YEAR	GP-GS	MIN • AVG	FG-FGA	PCT	THREE-POINT		FT-FTA	PCT	REBOUND		AVG	PF-FO	AST	TO	BLK	STL	PTS • AVG
2020-21	4-0	13 • 3.3	3-7	42.9	1-2	50.0	0-0	0.0	0-1-1	0.3	1-0	3	0	0	0	0	7 • 1.8
TOTALS	4-0	13 • 3.3	3-7	42.9	1-2	50.0	0-0	0.0	0-1-1	0.3	1-0	3	0	0	0	0	7 • 1.8



Ben Howland

Weber State • 1979

6th Season • Mississippi State

NCAA On-Court Record • 508-280 • 25th Season

MSU On-Court Record • 107-74 • 6th Season

THE BEN HOWLAND FILE

Seasons • School • Position • Years at School

1982 • Gonzaga • Graduate Assistant • 1 Season
1983-94 • UC Santa Barbara • Assistant Coach • 12 Seasons
1995-99 • Northern Arizona • Head Coach • 5 Seasons
2000-03 • Pittsburgh • Head Coach • 4 Seasons
2004-13 • UCLA • Head Coach • 10 Seasons

2016-Present • Mississippi State • Head Coach • 6 Seasons

BEN HOWLAND'S YEAR-BY-YEAR ON-COURT RECORD

NORTHERN ARIZONA • 1995-99 • 79-59

SEASON	OVR W-L	CONF W-L	CONF FINISH	POSTSEASON
1994-95	9-17	4-10	7th	
1995-96	7-19	3-11	7th	
1996-97	21-7	14-2	1st	NIT First Round
1997-98	21-8	13-3	1st	NCAA First Round
1998-99	21-8	12-4	2nd	

PITTSBURGH • 2000-03 • 89-40

SEASON	OVR W-L	CONF W-L	CONF FINISH	POSTSEASON
1999-2000	13-15	5-11	11th	
2000-01	19-14	7-9	11th • 5th West	NIT Second Round
2001-02	29-6	13-3	T-1st • 1st West	NCAA Sweet 16
2002-03	28-5	13-3	T-1st • T-1st West	NCAA Sweet 16

UCLA • 2004-13 • 233-107

SEASON	OVR W-L	CONF W-L	CONF FINISH	POSTSEASON
2003-04	11-17	7-11	T-7th	
2004-05	18-11	11-7	T-3rd	NCAA First Round
2005-06	32-7	14-4	1st	NCAA Runner-Up
2006-07	30-6	15-3	1st	NCAA Final Four
2007-08	35-4	16-2	1st	NCAA Final Four
2008-09	26-9	13-5	2nd	NCAA Second Round
2009-10	14-18	8-10	T-5th	
2010-11	23-11	13-5	2nd	NCAA Second Round
2011-12	19-14	11-7	T-5th	
2012-13	25-10	13-5	1st	NCAA First Round

MISSISSIPPI STATE • 2016-PRESENT • 107-74

SEASON	OVR W-L	CONF W-L	CONF FINISH	POSTSEASON
2015-16	14-17	7-11	11th	
2016-17	16-16	6-12	12th	
2017-18	25-12	9-9	7th	NIT Final Four
2018-19	23-11	10-8	T-6th	NCAA First Round
2019-20	20-11	11-7	T-4th	
2020-21	9-7	4-4		

NCAA TOURNAMENTS

NCAA SWEET 16

NCAA FINAL FOUR

NCAA RUNNER-UP

11
5
3
1

CONFERENCE REGULAR SEASON TITLES

2013 • Pac-12
2006 • 2007 • 2008 • Pac-10
2002 • 2003 • BIG EAST
1997 • 1998 • Big Sky

7
1
3
2
1

CONFERENCE TOURNAMENT TITLES

2006 • 2008 • Pac-10
2003 • BIG EAST
1998 • Big Sky

4
2
1
1

CONFERENCE COACH OF THE YEAR

2006 • Pac-10
2002 • BIG EAST
1997 • Big Sky

3
1
1
1

CAREER AND MISSISSIPPI STATE

Over the course of a storied 37-year coaching career, Ben Howland has established himself as a proven winner and ascended to one of college basketball's elite head coaches.

Howland, the most decorated and accomplished coach in school history, has built his career on the foundation of hard work, humility, integrity and service. He has brought stability and a calming influence to the Mississippi State program with three straight 20-win seasons for the fifth time in program history.

Mississippi State has piled up 68 victories since the start of 2017-18 which is fourth-most in program history for a three-year span. The Bulldogs also were in-line for its third consecutive postseason appearance in 2019-20 and logged back-to-back postseason appearances for the first time in nearly a decade highlighted by a 2019 NCAA Tournament trip under Howland's direction.

Mississippi State has captured 30 SEC wins over the last three seasons which is the program's best three-year total in a decade. The Bulldogs also secured 10-plus SEC victories during consecutive seasons for the first time since the 1994-95 and 1995-96 seasons under Richard Williams and earned the program's best SEC regular season finish in 2019-20 going back to the 2010-11 campaign.

The 2020-21 campaign marks Howland's sixth season with the Bulldogs and his 25th season as a head coach.

One of Howland's signature accomplishments has been the rebuilding stamp he has placed on teams throughout his career. He is a staple of March Madness and one of 15 coaches in NCAA history to lead four programs to the Big Dance.

Howland has enjoyed an unprecedented level of success and compiled an impressive list of accolades which include three straight NCAA Final Four runs in 2006-07-08 and a 2006 NCAA Runner-Up finish at UCLA. He is the only coach in NCAA history to appear in the NCAA Final Four and win at least 30 games during three consecutive seasons.

Howland is joined by Michigan State's Tom Izzo and Duke's Mike Krzyzewski as the only active coaches to secure three straight NCAA Final Four berths. He is one of 10 coaches to accomplish the prestigious feat in NCAA history headed by 10-time national champion John Wooden at UCLA.

Overall, Howland's teams have amassed 14 postseason appearances, 14 seasons of 20-plus wins, 11 NCAA Tournament bids, eight regular season conference championships and five NCAA Sweet 16 trips. He has garnered seven national coach of the year accolades and collected conference coach of the year honors in three leagues.

Howland's energetic approach and insatiable drive have helped numerous players achieve their professional dreams. Russell Westbrook, Kevin Love and Jrue Holiday spearhead a list of 24 NBA players who have combined for 14 nods to the NBA All-Star Game.

Westbrook, a five-time All-NBA First-Team honoree and two-time NBA scoring champion, was the 2017 NBA MVP. He was the first player in league history to average a triple-double for a season since Oscar Robertson during the 1960s. Love (Cleveland Cavaliers • 2016) along with Trevor Ariza (Los Angeles Lakers • 2009), Jordan Farmar (Los Angeles Lakers • 2009-10) and Norman Powell (Toronto Raptors • 2019) have each won NBA Championships.

Howland's coaching tree has seven former assistant coaches who have later become head coaches at the college level, headed by Jamie Dixon who succeeded him at Pittsburgh and is the current coach of his alma mater, TCU. He left the cupboard fully-stocked as Northern Arizona, Pitt and UCLA each made NCAA Tournament trips the next season following his departure. Pitt racked up a school-record 31 victories and captured an outright BIG EAST regular season crown, while the Panthers and Bruins made runs to the NCAA Sweet 16.

The foundation for Mississippi State's road back to the 2019 NCAA Tournament was laid by a trio of 1,000-point scorers in Quindnday Weatherspoon, Aric Holman and Lamar Peters. Weatherspoon, a 2019 All-SEC First-Team pick, wrapped up his career as one of three MSU players to dial up over 2,000 career points. He scored his first career NBA points with the San Antonio Spurs during the 2020 season. Holman and Peters each put together successful 2019-20 seasons in the NBA G-League.

Reggie Perry, a top five finalist for the 2020 Karl Malone Award given to the nation's top forward, came away with All-SEC First-Team accolades. Before Perry, the last player in program history to average a season double-double was NBA First-Round pick Arnett Moultrie in 2011-12. Perry and Robert Woodard II became the first Mississippi State duo since Mario Austin and Derrick Zimmerman in 2003 to be selected in the same NBA Draft. The program also had two first-round picks in 1996 with Erick Dampier and Dontae' Jones.

Tyson Carter made program history as the first player to secure the SEC's Sixth-Man of the Year award and became the seventh MSU player to eclipse 1,000 career points under Howland in 2019-20.

The Bulldogs will look to punch their return ticket to March Madness in 2020-21 led by returnees Abdul Ado, Iverson Molinar and D.J. Stewart Jr. The trio will be joined by talented transfers in Javian Davis, Jalen Johnson and Tolu Smith along with a skillful freshmen class headed by Derek Fountain, Andersson Garcia, Cameron Matthews, Keondre Montgomery and Deivon Smith.

PLAYING CAREER • PERSONAL

Born in Lebanon, Oregon, Howland's prep career included stops at Dos Pueblos and Cerritos High Schools in California. He was a two-time all-state honoree by the California Interscholastic Federation (CIF) and a two-time Suburban League Most Valuable Player while at Cerritos.

Howland's college career began at Santa Barbara City College where he was an all-league performer, a team captain and led the Vaqueros to the California state finals in 1978.

A 1979 graduate of Weber State, Howland was named the team's Most Valuable Defensive Player in 1979 and 1980 as the Wildcats captured two Big Sky championships and a pair of NCAA Tournament berths. He played professionally for Club Bohemios in Uruguay's First Division.

Howland and his wife, Kim, a former Weber State cheerleader, have two children – Meredith and Adam – and three grandsons – Benjamin Clark Howland II, Eli and Asher who are the sons of Adam and his wife, Brittney.

Meredith Howland is a pediatric oncology nurse at Mattel Children's Hospital at UCLA, which is one of the nation's top five pediatric cancer centers. Adam Howland serves as the assistant district attorney in Santa Barbara county.