



MISSISSIPPI STATE 2020-21 BASKETBALL

11 NCAA TOURNAMENT APPEARANCES
1963 • 1991 • 1995 • 1996 • 2002 • 2003
2004 • 2005 • 2008 • 2009 • 2019

MEN'S BASKETBALL CONTACT
MATT DUNAWAY • MDUNAWAY@ATHLETICS.MSSTATE.EDU
OFFICE (662) 325-3595 • CELL (727) 215-3857
WWW.HAILSTATE.COM

20



Mississippi State (10-9 • 4-6 SEC) vs. South Carolina (5-6 • 3-4 SEC)



GAME 20 • COLONIAL LIFE ARENA • COLUMBIA, SOUTH CAROLINA • SATURDAY, FEBRUARY 6 • 2:30 P.M. CT

TV: SEC NETWORK • WATCH ESPN APP • RADIO: 100.9 WKBB-FM • STARKVILLE • ONLINE: HAILSTATE.COM • TUNE-IN RADIO APP

MISSISSIPPI STATE (10-9 • 4-6 SEC)

H: 8-3 • A: 2-3 • N: 0-3 • OT: 0-2

NOVEMBER • 1-2

Space Coast Challenge • Melbourne, Florida • Nov. 25-26

Wed. 25 vs. Clemson • CBS-SN L • 53-42

Thur. 26 vs. Liberty • CBS-SN L • 84-73

Mon. 30 Texas State • SECN W • 68-51

DECEMBER • 5-1

Fri. 4 North Texas • SECN+ W • 69-63

Tue. 8 Jackson State • SECN W • 82-59

Holiday Hoops • Atlanta, Georgia • Dec. 12

Sat. 12 vs. Dayton • ESPN L • 85-82 • 20T

Wed. 16 Central Arkansas • SECN W • 81-65

Mon. 21 Mississippi Valley State • SECN W • 87-48

Wed. 30 at Georgia • SEC • SECN W • 83-73

JANUARY • 4-5

Sat. 2 Kentucky • SEC • SECN L • 78-73 • 20T

Tue. 5 No. 13/13 Missouri • SEC • SECN W • 78-63

Sat. 9 at Vanderbilt • SEC • SECN W • 84-81

Wed. 13 Texas A&M • SEC • SECN L • 56-55

Sat. 16 Florida • SEC • ESPN2 W • 72-69

Tue. 19 Ole Miss • SEC • SECN L • 64-46

Sat. 23 at No. 18/16 Alabama • SEC • SECN L • 81-73

Tue. 26 at No. 18/17 Tennessee • SEC • SECN L • 56-53

SEC/Big 12 Challenge • Starkville, Mississippi • Jan. 30

Sat. 30 Iowa State • ESPN2 W • 95-56

FEBRUARY • 0-1

Tue. 2 at Arkansas • SEC • SECN L • 61-45

Sat. 6 at South Carolina • SEC • SECN 2:30 p.m.

Wed. 10 LSU • SEC • ESPN 8 p.m.

Sat. 13 Vanderbilt • SEC • SECN 12 p.m.

Tue. 16 at Auburn • SEC • ESPN 8 p.m.

Sat. 20 at Ole Miss • SEC • SECN 5 p.m.

Wed. 24 South Carolina • SEC • SECN 6 p.m.

Sat. 27 Alabama • SEC • SECN 7:30 p.m.

MARCH • 0-0

Wed. 3 at Texas A&M • SEC • SECN 7:30 p.m.

SEC Tournament • Nashville, Tennessee • March 10-14

NCAA First Four • March 16-17

NCAA 1st/2nd Rounds • March 18-21

NCAA Sweet 16/Elite 8 • March 25-28

NCAA Final 4 • April 3, 5

All Times Central; Rankings reflect AP/USA Today Coaches Top 25 poll on gameday; RV - Receiving Votes; Home Games in Maroon and Bolded

WHAT'S INSIDE • TOC

Schedule & Results • Probable Starters • Matchup Breakdown	1
Off the Bench • Stats Comparison • On the Air	2
TV/Radio Chart • 2020-21 Roster/Coaching Staff/Pronunciation Guide	3
Notebook • Records Watch	4-10
Last Time Out • Mississippi State vs. Arkansas	11
SEC Standings • SEC Rankings • NET Breakdown	12
Top 25 Polls • Votes Breakdown	13
Mississippi State Record When • Miscellaneous Stats	14
Team Game-by-Game • Starting Lineups	15
Specialty Stats • Scoring Breakdown	16
Series History • South Carolina • 2019-20 vs. South Carolina	17-19
2020-21 Overall Stats • 2020-21 SEC Stats	20-21
2020-21 Box Scores	22-26
Coach Howland Era Overall/SEC Records • Team/Individual	27-34
Player Career Game-by-Game Stats • Player Season/Career Highs	35-40
Player Pages	41-53
Coach Howland	54

MISSISSIPPI STATE POSSIBLE STARTING LINEUP • BASED ON LAST GAME

NO. 5 • DEIVON SMITH • G • 6-1 • 165 • FR. • LOGANVILLE, GEORGIA

2020-21 • 4.3 PPG • 30-96 FG • 7-31 3-PT FG • 14-20 FT • 3.3 RPG • 2.8 APG • 0.9 SPG

LAST GAME • AT ARKANSAS • 0 PTS • 0-3 FG • 0-1 3-PT FG • 0-1 FT • 4 REB • 1 ASST • 1 STL • 1 BLK

• Smith is an explosive true point guard with dynamic court vision who excels in transition and is an exceptional finisher with both hands at the rim
• No. 69 nationally, 8th ESPN top 100 prospect to sign under Ben Howland, at MSU • Ripped off 13 PTS, 3 ASST, 2 STL in his home state at UGA (12/30)
• 5+ PTS in 5 of 10 SEC GMS • 3+ ASST in 6 of 10 SEC GMS • Collected 34 ASST versus 16 TOs in last 11 GMS (12/30-02/02) • Scored 10 PTS vs. ISU (01/30)
• Started opener with Cameron Matthews to give MSU 6 freshmen starters under Howland • Last time MSU started two true FR in opener was Tyson Carter and Mario Kegler (2016-17) • Secured 17.6 PPG, 8.3 APG, 8.1 RPG and 3.5 SPG as a senior at Grayson HS • Named 2020 Gwinnett Prep Sports POY
• Played the AAU circuit for the Atlanta Celtics where he and teammate Andersson Garcia won the 2019 Adidas Gauntlet U17 in Birmingham

NO. 1 IVERSON MOLINAR • G • 6-3 • 190 • SO. • PANAMA CITY, PANAMA

2020-21 • 16.9 PPG • 100-211 FG • 23-46 3-PT FG • 47-57 FT • 4.1 RPG • 2.9 APG • 1.2 SPG

LAST GAME • AT ARKANSAS • 6 PTS • 1-4 FG • 0-1 3-PT FG • 4-4 FT • 3 ASST • 3 REB

• Molinar is an explosive combo guard who is a talented shooter, passer and slasher that can get to the rim • 16.9 PPG is 5th in the SEC (02/06)
• Dialed up career-high 24 PTS at UGA (12/30) and at VANDY (01/09) • Howland: Molinar's jump from FR/SOPH reminds him of Russell Westbrook at UCLA
• 10+ PTS in 14 of his 16 outings and 6 GMS of 20+ PTS in 2020-21 • His +11.0 PPG is 5th largest FR/SOPH scoring jump in SEC over last decade
• MSU is 14-5 when Molinar scores 10+ PTS • 10+ PTS in 18 of his 24 career starts • Most notable NBA player from Panama is Rolando Blackman (1982-94)
• Played AAU circuit for Team Why Not, Russell Westbrook's team coached by his brother, in the Nike EYB • Played for Panama at 2017 FIBA AmeriCup

NO. 3 • D.J. STEWART JR. • G • 6-6 • 205 • R-SO. • GRACE, MISSISSIPPI

2020-21 • 17.1 PPG • 120-282 FG • 28-78 3-PT FG • 56-74 FT • 3.3 RPG • 2.5 APG • 1.4 SPG

LAST GAME • AT ARKANSAS • 8 PTS • 4-10 FG • 0-2 3-PT FG • 0-0 FT • 5 STL • 3 ASST • 3 REB

• Stewart Jr. is a consensus 4-star recruit • Named the No. 2 prospect in Mississippi for Class of 2018 behind former teammate Robert Woodard II
• Redshirted 2018-19 • 10+ PTS in 24 of last 33 GMS (01/22/2020-02/02/2021) • SEC career-high 27 PTS at #18 BAMA (01/23) • 17.1 PPG is 4th in SEC (02/06)
• Career-high 32 PTS versus DAY (12/12) • 1 of 6 SEC players to have 30+ PTS • He and Molinar are 2 of 8 SEC players to have at least 5 GMS of 20+ PTS in 2020-21
• 10+ PTS in 17 of 19 GMS during 2020-21 • He and Molinar's 34.0 PPG are 3rd in the SEC in 2020-21 • MSU's highest scoring duo since Charles Rhodes and Jamont Gordon in 2007-08 • MSU is 9-0 when Molinar, Stewart Jr. and Tolu Smith score 10+ PTS during the same game this season.

NO. 35 • TOLU SMITH • F • 6-10 • 245 • R-SO. • BAY ST. LOUIS, MISSISSIPPI

2020-21 • 12.7 PPG • 90-159 FG • 0-0 3-PT FG • 62-100 FT • 8.4 RPG • 1.1 APG • 0.9 BPG

LAST GAME • AT ARKANSAS • 10 PTS • 3-8 FG • 0-0 3-PT FG • 4-8 FT • 5 REB • 1 ASST • 1 STL

• Smith spent his freshman season (2018-19) at Western Kentucky under former MSU coach Rick Stansbury • Posted 3.3 PPG and 2.6 RPG in 34 GMS
• Amassed 20 PTS versus LIB (11/26) • 5th double-double with career-highs of 27 PTS and 14 REB vs. UF (01/16) • Added 18 PTS at VANDY (01/09)
• Redshirted 2019-20 • 10+ PTS in 14 of 19 GMS in 2020-21 after WKU-high was 9 PTS vs. West Virginia (11/16/2018) • Hit on 44-of-71 from the floor (62.0 percent) in last 9 GMS (01/05-02/02) • 5 double-doubles in 2020-21 are T-2nd on the SEC leaderboard • 8.4 RPG is 1st, 3.6 O-RPG is 1st & 4.8 D-RPG is 8th in SEC (02/06) • Prepped at Kahuku Intermediate School in Hawaii where he registered 21.2 PPG, 10.3 RPG and 1.6 BPG as a senior

NO. 24 • ABDUL ADO • F • 6-11 • 255 • R-SR. • LAGOS, NIGERIA

2020-21 • 5.3 PPG • 39-76 FG • 0-0 3-PT FG • 22-32 FT • 6.4 RPG • 1.9 BPG • 0.8 SPG

LAST GAME • AT ARKANSAS • 2 PTS • 1-4 FG • 0-0 3-PT FG • 0-0 FT • 2 BLK • 1 REB

• ADO tucked away 5.7 PPG, 6.7 RPG & 1.9 BPG in 2019-20 • 218 career BLK is 3rd at MSU • Started 116 of 117 GMS, which is 4th in MSU history
• 2020-21 SEC season-high is 11 PTS vs. UF (01/16) • 2019-20 SEC season-high was 14 PTS vs. SC (02/19) • Career-high is 19 PTS at A&M (02/20/2018)
• SEC's active leader in REBs & BLKs • His 1.9 BPG (6th • 2017-18) • 1.8 BPG (7th • 2018-19) • 1.9 BPG (4th • 2020-21)
• 9 BLK vs. #8 AU (01/07/2020) are most for MSU player since Jarvis Varnado at #18 VANDY (02/03/2010) • 63 career GMS with 2+ BLKS & 10 in 2020-21
• 13th in MSU history with 701 REB • 5 REB away from passing Leland Mitchell (1961-62-63) • 6.7 RPG (9th • 2019-20) • 6.4 RPG (12th • 2020-21)
• SEC's top returning offensive rebounder • 2.4 O-RPG (10th • 2020-21) • 100+ O-REB in 2 of first 3 seasons • Has 20 career GMS with 5+ O-REB
• ADO was Tennessee's 2016 Player of the Year at Hamilton Heights HS • 4-star recruit • Ranked No. 76 by ESPN Top 100 for Class of 2016

MATCHUP BREAKDOWN

MISSISSIPPI STATE

Record	10-9 • 4-6 SEC
Ranking	NR • AP • USA Today
Last Game	L • 61-45 • at Arkansas • 02/02
Head Coach	Ben Howland
MSU OC • OVR Record	108-76 • 91-76 • 6th Season
NCAA OC • OVR Record	509-282 • 492-282 • 25th Season
Howland vs. SC	5-5
Leading Scorer	D.J. Stewart Jr. • 17.1 PPG
Leading Rebounder	Tolu Smith • 8.4 RPG
Leading Assists	Iverson Molinar • 2.9 APG
Leading Blocks	Abdul ADO • 1.9 BPG
Leading Steals	D.J. Stewart Jr. • 1.4 SPG

SOUTH CAROLINA

Record	5-6 • 3-4 SEC
Ranking	NR • AP • USA Today
Last Game	W • 72-66 • at No. 22 Florida • 02/03
Head Coach	Frank Martin
South Carolina Record	152-125 • 9th Season
NCAA Division I Record	269-179 • 14th Season
Martin vs. MSU	8-7
Leading Scorer	A.J. Lawson • 17.6 PPG
Leading Rebounder	Justin Minaya • 7.0 RPG
Leading Assists	Jermaine Cousinard • 3.7 APG
Leading Blocks	Jalyn McCreary • 1.3 BPG
Leading Steals	A.J. Lawson • 1.6 SPG

STATS COMPARISON

MISSISSIPPI STATE	CATEGORY	SOUTH CAROLINA
70.6	Points Per Game	75.1
65.6	Opponent Points Per Game	75.5
44.9	Field Goal Percentage	43.4
40.4	Opponent Field Goal Percentage	44.5
35.7	3-Pt. Field Goal Percentage	32.8
33.0	Opponent 3-Pt. Field Goal Percentage	32.8
5.5	3-Pts. Per Game	7.6
7.7	Opponent 3-Pts. Per Game	7.3
63.8	Free Throw Percentage	63.5
13.0	Free Throws Made Per Game	11.1
11.2	Opponent Free Throws Made Per Game	17.0
39.4	Rebounds Per Game	37.9
31.7	Opponent Rebounds Per Game	35.9
+7.6	Rebounding Margin	+2.0
12.5	Assists Per Game	13.8
14.3	Turnovers Per Game	15.3
12.9	Turnovers Forced Per Game	16.1
-1.4	Turnover Margin	+0.8
0.9	Assist/Turnover Ratio	0.9
6.9	Steals Per Game	7.9
4.7	Blocks Per Game	3.4

HALF TOTALS • HIGHS/LOWS

MOST FIRST HALF POINTS

Mississippi State	44	Iowa State • 01/30/2021
Opponent	40	at No. 18 Alabama • 01/23/2021
	40	vs. Liberty • 11/26/2020

FEWEST FIRST HALF POINTS

Mississippi State	19	vs. Clemson • 11/25/2020
Opponent	20	North Texas • 12/04/2020

MOST SECOND HALF POINTS

Mississippi State	51	Iowa State • 01/30/2021
	51	No. 13 Missouri • 01/05/2021
Opponent	46	at Vanderbilt • 01/09/2021

FEWEST SECOND HALF POINTS

Mississippi State	22	Texas A&M • 01/13/2021
Opponent	23	Mississippi Valley State • 12/21/2020

LARGEST HALFTIME LEAD

Mississippi State	17	Mississippi Valley State • 12/21/2020
Opponent	12	No. 13 Missouri • 01/05/2021

LARGEST MARGIN OF VICTORY

Mississippi State	39	Iowa State • 01/30/2021
	39	Mississippi Valley State • 12/21/2020
Opponent	16	Ole Miss • 01/19/2021

ON THE AIR

TELEVISION

- SEC Network • Watch ESPN App
- Ch. 611 DirecTV • Ch. 1607 AT&T U-Verse • Ch. 220 C-Spire
- Ch. 404/408 Dish • Ch. 1026 MaxxSouth
- Kevin Fitzgerald • Play-by-Play • Dane Bradshaw • Analyst

RADIO

- WKBB-FM 100.9 • Starkville • West Point
- Online: Hail State Plus • www.HailState.com/Watch
- Neil Price • Play-by-Play

SOCIAL MEDIA

- Facebook
- www.Facebook.com/HailStateMBK
- Twitter • Instagram • Coach Howland
- @HailStateMBK • @Ben_Howland

MISSISSIPPI STATE OFF THE BENCH • NUMERICAL ORDER

NO. 0 • JALEN JOHNSON • G/F • 6-6 • 210 • R-SR. • BATON ROUGE, LOUISIANA

2020-21 • 6.2 PPG • 36-92 FG • 24-62 3-PT FG • 22-30 FT • 2.0 RPG • 0.5 APG

LAST GAME • AT ARKANSAS • 6 PTS • 2-5 FG • 1-2 3-PT FG • 1-2 FT • 1 REB

- Johnson has amassed 1,179 PTS and 533 REB in 118 GMS • Previous stops were Saint Louis (2016-17 • 2017-18) & Louisiana-Lafayette (2019-20)
- Career-high was 27 PTS versus Louisiana-Monroe (01/25/2020) • Ranked in Sun Belt's top 10 in PTS (15.5 – 6th), REB (6.6 – 7th) and FT % (82.9 – 4th)
- Played in 118 career games with 85 starts • Collected 58 outings of 10-plus points • 11 outings of 20-plus points • 9 career double-doubles
- Season-high 15 PTS vs. UCA (12/16), his 1st MSU start • SEC season's best 14 PTS against UK (01/02) • Hit a 3-PT FGM in 14 of 19 GMS, 6 GMS with 2+ treys
- Prepped at University Lab School in Baton Rouge • Won three straight Louisiana Class 3A Championships in 2013-14, 2014-15 and 2015-16
- Notable basketball U-High alumni include Glen Davis (LSU • 2005-06-07) and Garrett Temple (LSU • 2006-07-08-09) who played in the NBA

NO. 2 • JAVIAN DAVIS • F • 6-9 • 245 • R-SO. • CANTON, MISSISSIPPI

2020-21 • 3.4 PPG • 17-46 FG • 2-14 3-PT FG • 15-39 FT • 4.7 RPG • 0.7 APG • 0.5 SPG

LAST GAME • AT ARKANSAS • 0 PTS • 0-0 FG • 0-0 3-PT FG • 0-0 FT • 3 REB • 1 ASST

- Davis posted 6.0 PPG and 3.8 RPG per game over his 31 appearances as a redshirt freshman at Alabama during the 2019-20 season
- Alabama went 7-2 when Davis provided double figures in 2019-20 • Ripped off season-highs 20 PTS & 10 REB vs. SC (02/29/2020)
- MSU-high is 11 PTS versus JSU (12/08) • Tallied 9 PTS, 8 REB against UCA (12/16) • SEC season-highs are 5 PTS and 7 REB versus UK (01/02)
- Chose MSU over Georgetown, Wake Forest and Xavier in transfer process • Redshirted 2018-19 where he transformed his body dropping over 40 LBS
- Prepped at Canton HS where he secured 17.0 PPG, 12.0 RPG and 2.0 BPG as a senior • Team went 29-4 and appeared in state semis in 2017-18
- Rated Mississippi's No. 3 prospect for 2018 behind MSU's Robert Woodard II & D.J. Stewart Jr. • 2017-18 Jackson Clarion-Ledger "Dandy Dozen" list

NO. 4 • CAMERON MATTHEWS • G/F • 6-7 • 220 • FR. • OLIVE BRANCH, MISSISSIPPI

2020-21 • 2.7 PPG • 21-50 FG • 4-17 3-PT FG • 6-24 FT • 2.7 RPG • 1.3 APG • 1.1 SPG

LAST GAME • AT ARKANSAS • 0 PTS • 0-2 FG • 0-1 3-PT FG • 0-0 FT • 2 REB

- Matthews is a versatile G/F who possesses great handles, can see the floor & attack the rim • Solid defender who is a strong rebounder & rim protector
- Tallied season's best 8 PTS & 3 STL vs. CLEM (11/25) • SEC season-high 6 PTS & career-best 7 REB at #18 BAMA (01/23) • Made 1st SEC start at #18 TENN (01/26)
- Secured game-clinching steal on Scotty Pippen Jr. during the closing seconds at VANDY (01/09) • Has a STL in 13 of 19 GMS, 6 GMS of 2+ STLs
- OBHS went 77-18 over his last three seasons • State champs (2017-18) • Notched 16.2 PPG, 14.5 RPG, 5.4 APG and 3.1 BPG as a senior
- Played the AAU circuit for Team Thad out of Memphis, Tennessee founded by NBA player Thaddeus Young • AAU teammates with Derek Fountain

NO. 11 • ANDERSSON GARCIA • G/F • 6-7 • 205 • FR. • MOCA, DOMINICAN REPUBLIC

2020-21 • 1.7 PPG • 5-9 FG • 2-3 3-PT FG • 0-2 FT • 0.9 RPG

LAST GAME • AT ARKANSAS • 0 PTS • DNP

- Garcia is an extremely athletic forward who is a strong driver, passer, shooter and ball-handler • Solid defender who can guard the 1-4 positions
- Posted 9.0 PPG, 9.6 RPG and 3.7 APG as a senior • Hamilton Heights is the same HS program that MSU rising senior Abdul Ado prepped at
- Hamilton Heights went 28-3, won NACA National Championship and USA Today top 20 finish in 2019-20 • Season-high 5 PTS against ISU (01/30)
- Notable players from Hamilton Heights include NBA standouts Nickeil Alexander-Walker (Virginia Tech) & Shai Gilgeous-Alexander (Kentucky)
- Played the AAU circuit for the Atlanta Celtics where he and MSU teammate Deivon Smith won the 2019 Adidas Gauntlet U17 in Birmingham

NO. 20 • DEREK FOUNTAIN • F • 6-9 • 210 • FR. • HOLLY SPRINGS, MISSISSIPPI

2020-21 • 3.2 PPG • 6-12 FG • 3-7 3-PT FG • 1-3 FT • 1.4 RPG

LAST GAME • AT ARKANSAS • 7 PTS • 2-7 FG • 2-5 3-PT FG • 1-3 FT • 4 REB

- Fountain is a versatile wing man who is a strong shooter, passer, rebounder and defender • Posted 23.0 PPG and 13.0 RPG as a senior
- Holly Springs went 28-5 en route to the MHSAA Class 3A state semifinals in 2019-20 • Holly Springs were state runner-up in 2017-18 & 2018-19
- A 2-time All-State selection, Class 3A District 2 Most Valuable Player honoree and Jackson Clarion-Ledger "Dandy Dozen" •
- Season-high 7 PTS at ARK (02/02) and versus ISU (01/30) • Also added 4 REB and 1 BLK at ARK (02/02)
- Keondre Montgomery, Cameron Matthews and Derek Fountain were state of Mississippi's top 3 prospects for Class of 2020
- Played the AAU circuit for Team Thad out of Memphis, Tennessee founded by NBA player Thaddeus Young • AAU teammates with Matthews

NO. 32 • QUINTEN POST • F • 7-0 • 225 • FR. • AMSTERDAM, THE NETHERLANDS

2020-21 • 3.5 PPG • 24-52 FG • 9-26 3-PT FG • 2-6 FT • 2.4 RPG • 0.5 BPG

LAST GAME • AT ARKANSAS • 6 PTS • 2-6 FG • 2-6 3-PT FG • 0-0 FT • 2 REB • 2 STL • 1 ASST

- Post is a skilled, athletic post who played for Alba Berlin Youth Club in Germany where he posted 15.8 PPG and 6.8 RPG in 2018-19
- Piled up a career-best 10 PTS versus MVST (12/21) • Chipped in 6.0 PPG, 6.0 RPG, 1.7 SPG & 1.0 BPG over his last 3 GMS (01/26-02/02)
- Career-best 10 REB, a career-high tying 2 BLK and a career-best 2 STL at #18 TENN (01/26) • SEC season's best 6 PTS at ARK (02/02)
- Represented Dutch national team to 6th place finish at the FIBA European Division B U20 Championships in July 2019
- Secured 7.4 PPG, 4.1 RPG and 1.4 APG • Tallied 11 PTS, 10 REB and 5 ASST vs. Estonia • Added 9 PTS, 5 REB and 2 BLK against TXST (11/30)
- Most notable NBA players from the Netherlands include Rik Smits "The Dunking Dutchman" (1989-2000) and Swen Nater (1977-84)

NO. 55 • KEONDRE MONTGOMERY • G/F • 6-7 • 200 • FR. • JACKSON, MISSISSIPPI

2020-21 • 1.8 PPG • 4-13 FG • 1-4 3-PT FG • 0-0 FT • 0.6 APG

LAST GAME • AT ARKANSAS • 0 PTS • DNP









- Montgomery is an extremely gifted scorer who can score on all three levels • Outstanding 3-PT shooter and a strong finisher at the basket
- Poured in 28.1 PPG, 8.5 RPG, 4.0 APG, 2.1 BPG and 2.0 SPG as a senior • Forest Hill went 25-6 and advanced to state semifinals in 2019-20
- A two-time All-State First-Team and Jackson-Clarion Ledger "Dandy Dozen" selection • Scored 1st MSU basket against Texas State (11/30)
- Keondre Montgomery, Cameron Matthews and Derek Fountain were state of Mississippi's top 3 prospects for Class of 2020
- Played the AAU circuit for MEBO Team Hood • MEBO Team Hood alumni include MSU's D.J. Stewart Jr. and Robert Woodard II

TEAM NUGGETS

- A balanced offensive attack has been key for State as the Bulldogs have garnered a 8-1 record when four (4) or more players reach double figures.
- Mississippi State has outrebounded 16 of its 19 opponents, highlighted by a +10 rebounding margin in seven (7) games in 2020-21.
- The Bulldogs are third on the SEC leaderboard in paint points (628), only behind Georgia (720) and Arkansas (716).
- Mississippi State also is third in second-chance points (245), only behind Arkansas (289) and LSU (255).
- The Bulldogs are 6-1 this season when committing 12 turnovers or less versus a 4-8 mark when being forced into 13 turnovers or more.

2020-21 MISSISSIPPI STATE TV/RADIO ROSTER

0  Jalen Johnson G/F • 6-6 • 210 R SR • TR Baton Rouge Louisiana	1  Iverson Molinar G • 6-3 • 190 SO • 1L Panama City Panama	2  Javian Davis F • 6-9 • 245 R SO • TR Canton Mississippi	3  D.J. Stewart Jr. G • 6-6 • 205 R SO • 1L Grace Mississippi	4  Cameron Matthews G/F • 6-7 • 220 FR • HS Olive Branch Mississippi	5  Deivon Smith G • 6-1 • 165 FR • HS Loganville Georgia	11  Andersson Garcia G/F • 6-7 • 205 FR • HS Moca Dominican Republic	20  Derek Fountain F • 6-9 • 210 FR • HS Holly Springs Mississippi
21  Justin Rumph G • 6-5 • 215 R JR • SQ Birmingham Alabama	24  Abdul Ado F • 6-11 • 255 R SR • 3L Lagos Nigeria	25  Isaac Stansbury G • 6-1 • 160 SO • SQ Bowling Green Kentucky	30  Andrew Junkin F • 6-11 • 240 R SO • 1L New Hope Mississippi	32  Quinten Post F • 7-0 • 240 So • HS Amsterdam The Netherlands	33  Reggie Morris G • 6-1 • 160 FR • HS Grandview Missouri	35  Tolu Smith F • 6-11 • 245 R SO • 1L Bay St. Louis Mississippi	55  Keondre Montgomery G/F • 6-7 • 200 FR • HS Jackson Mississippi

 Ben Howland Head Coach 6th Season	 George Brooks Assistant Coach 11th Season	 Korey McCray Assistant Coach 6th Season	 Ernie Zeigler Assistant Coach 6th Season	 Michael Moynihan Director of Operations 5th Season 4th as OPS	 Derrick Zimmerman Director of Scouting/Analytics 3rd Season 1st as S&A	 Collin Crane Strength & Conditioning Coach 4th Season	 Seth Tisdale Athletic Trainer 3rd Season
--	--	--	---	--	---	---	---

2020-21 ROSTER

NO.	NAME	POS	HT.	WT.	CL.-EXP	HOMETOWN [HIGH SCHOOL/PREVIOUS SCHOOL]
0	Jalen Johnson	G/F	6-6	210	R Sr.-TR	Baton Rouge, Louisiana [University Lab School/Louisiana-Lafayette]
1	Iverson Molinar	G	6-3	190	So.-1L	Panama City, Panama [Veritas Prep - California]
2	Javian Davis	F	6-9	245	R So.-TR	Canton, Mississippi [Canton HS/Alabama]
3	D.J. Stewart, Jr.	G	6-6	205	R So.-1L	Grace, Mississippi [Riverside HS]
4	Cameron Matthews	G/F	6-7	220	Fr.-HS	Olive Branch, Mississippi [Olive Branch HS]
5	Deivon Smith	G	6-1	165	Fr.-HS	Loganville, Georgia [Grayson HS]
11	Andersson Garcia	G/F	6-7	205	Fr.-HS	Moca, Dominican Republic [Hamilton Heights HS - Tennessee]
20	Derek Fountain	F	6-9	210	Fr.-HS	Holly Springs, Mississippi [Holly Springs HS]
21	Justin Rumph	G	6-5	215	R Jr.-SQ	Birmingham, Alabama [Hoover HS/Faulkner/Southern Union State CC]
24	Abdul Ado	F	6-11	255	R Sr.-3L	Lagos, Nigeria [Hamilton Heights HS - Tennessee]
25	Isaac Stansbury	G	6-1	160	So.-SQ	Bowling Green, Kentucky [Greenwood HS]
30	Andrew Junkin	F	6-11	240	R So.-1L	New Hope, Mississippi [New Hope HS]
32	Quinten Post	F	7-0	240	So.-1L	Amsterdam, The Netherlands [Cartesius Lyceum HS]
33	Reggie Morris	G	6-1	160	Fr.-HS	Grandview, Missouri [Grandview HS]
35	Tolu Smith	F	6-10	245	R So.-TR	Bay St. Louis, Mississippi [Kahuku HS - Hawaii/Western Kentucky]
55	Keondre Montgomery	G/F	6-7	200	Fr.-HS	Jackson, Mississippi [Forest Hill HS]

PRONUNCIATION GUIDE

Abdul ADO	ab-DOOL ah-DO
JAVIAN Davis	JAY-vee-un
IVERSON Molinar	eye-VER-suhn
DEIVON Smith	DAY-vonn
TOLU Smith	TOE-loo

 Matt Dunaway Media Relations	 Emmanuel Ejeh Graduate Assistant	 Gerdarius Troutman Graduate Assistant
---	---	--

2020-21 COACHING/SUPPORT STAFF

Head Coach: Ben Howland (Weber State • 1979)
Assistant Coach: George Brooks (Mississippi St • 1997)
Assistant Coach: Korey McCray (Mercer • 2001)
Assistant Coach: Ernie Zeigler (Cleary College • 1994)

Director of Operations: Michael Moynihan (North Georgia • 2010)
Director of Scouting & Analytics: Derrick Zimmerman (Mississippi St • 2003)
Strength & Conditioning Coach: Collin Crane (Carson-Newman • 2013)
Athletic Trainer: Seth Tisdale (High Point • 2012)
Athletic Communications: Matt Dunaway (UCF • 2005)
Graduate Assistant: Emmanuel Ejeh (Mississippi Valley St • 2019)
Graduate Assistant: Gerdarius Troutman (Florida Atlantic • 2018)

BACK-TO-BACK-TO-BACK 20 PIECES

• Mississippi State secured three straight 20-win seasons for the 5th time in program history from 2017-18 to 2019-20 and for the first time since the 2007-08, 2008-09 and 2009-10 seasons.

• Those three seasons listed above also mark the last time the Bulldogs made the postseason in three straight seasons: 2007-08 (NCAA), 2008-09 (NCAA) and 2009-10 (NIT).

• Seven of MSU's 11 occurrences with consecutive 20-win seasons have come during the 2000s.

• The program record for wins in a two-year span is 49 set by the 2003-04 and 2004-05 squads. Howland's 2017-18 and 2018-19 teams secured 48 victories.

SEASON	RECORD	COACH	POSTSEASON
2001-02	27-8	Rick Stansbury	NCAA 32
2002-03	21-10	Rick Stansbury	NCAA 64
2003-04	26-4	Rick Stansbury	NCAA 32
2002-03	21-10	Rick Stansbury	NCAA 64
2003-04	26-4	Rick Stansbury	NCAA 32
2004-05	23-11	Rick Stansbury	NCAA 32
2006-07	21-14	Rick Stansbury	NIT 4
2007-08	23-11	Rick Stansbury	NCAA 32
2008-09	23-13	Rick Stansbury	NCAA 64
2007-08	23-11	Rick Stansbury	NCAA 32
2008-09	23-13	Rick Stansbury	NCAA 64
2009-10	24-12	Rick Stansbury	NIT 16
2017-18	25-12	Ben Howland	NIT 4
2018-19	23-11	Ben Howland	NCAA 64
2019-20	20-11	Ben Howland	Cancelled

• Mississippi State will attempt to pick up 20-plus wins in four straight seasons for the third time in program history during the 2020-21 season.

SEASON	RECORD	COACH	POSTSEASON
2001-02	27-8	Rick Stansbury	NCAA 32
2002-03	21-10	Rick Stansbury	NCAA 64
2003-04	26-4	Rick Stansbury	NCAA 32
2004-05	23-11	Rick Stansbury	NCAA 32
2006-07	21-14	Rick Stansbury	NIT 4
2007-08	23-11	Rick Stansbury	NCAA 32
2008-09	23-13	Rick Stansbury	NCAA 64
2009-10	24-12	Rick Stansbury	NIT 16
2017-18	25-12	Ben Howland	NIT 4
2018-19	23-11	Ben Howland	NCAA 64
2019-20	20-11	Ben Howland	Cancelled
2020-21	10-9	Ben Howland	

BULLDOGS MAKE 11TH NCAA TOURNAMENT TRIP

• Mississippi State made its 11th NCAA Tournament appearance in 2018-19 and captured the program's first bid since the 2008-09 season.

• In total, Mississippi State has secured seven of its 11 NCAA Tournament selections dating back to the 2001-02 season.

• The Bulldogs advanced to the 1996 NCAA Final Four under Richard Williams when Mississippi State defeated Virginia Commonwealth • VCU [Sonny Smith], Princeton [Pete Carril], Connecticut [Jim Calhoun] and Cincinnati [Bob Huggins].

TIED FOR FOURTH-MOST SEC WINS SINCE 2017-18

• Mississippi State has tucked away 78 victories dating back to the 2017-18 season which is tied for fourth in the SEC with LSU and is only behind Auburn, Kentucky and Tennessee (as of 02/06).

RANK	SCHOOL	WINS
1	Auburn	91
2	Kentucky	86
	Tennessee	86
4	Mississippi State	78
	LSU	78

• The 68 combined wins during the 2017-18, 2018-19 and 2019-20 seasons were fourth-highest total in program history, and the most for Mississippi State over a three-year span since the 2007-08, 2008-09 and 2009-10 teams accounted for 70 victories.

MSU • 3-YEAR WIN TOTALS

RANK	TEAMS	WINS
1	2001-02 • 2002-03 • 2003-04	74
2	2007-08 • 2008-09 • 2009-10	70
	2002-03 • 2003-04 • 2004-05	70
4	2017-18 • 2018-19 • 2019-20	68
5	2006-07 • 2007-08 • 2008-09	67
6	2000-01 • 2001-02 • 2002-03	66
	1993-94 • 1994-95 • 1995-96	66

• Dating back to the 2001-02, Mississippi State has racked up 385 victories which also ranks fourth in the SEC behind Florida, Kentucky and Tennessee (as of 02/06).

RANK	SCHOOL	WINS
1	Kentucky	539
2	Florida	483
3	Tennessee	401
4	Mississippi State	386
5	Alabama	385

DOUBLE DIGIT SEC VICTORIES AGAIN

• Mississippi State has captured 10+ SEC victories during back-to-back seasons in 2018-19 and 2019-20 for the 5th time in program history and for the first time since the 1994-95 and 1995-96 campaigns under Richard Williams.

• This year's Bulldogs will look to join the 1960-61, 1961-62 and 1962-63 teams as the only teams in program history to win 10+ SEC games during three consecutive seasons.

SEASON	RECORD	COACH
1942-43	13-7	Stanfield Hitt
1958-59	13-1	Babe McCarthy
1960-61	11-3	Babe McCarthy
1961-62	13-1	Babe McCarthy
1962-63	12-2	Babe McCarthy
1965-66	10-6	Joe Dan Gold
1977-78	13-5	Ron Greene
1978-79	11-7	Jim Hatfield
1990-91	13-5	Richard Williams
1994-95	12-4	Richard Williams
1995-96	10-6	Richard Williams
2001-02	10-6	Rick Stansbury
2003-04	14-2	Rick Stansbury
2007-08	12-4	Rick Stansbury
2018-19	10-8	Ben Howland
2019-20	11-7	Ben Howland
2020-21	4-6	Ben Howland

• The Bulldogs amassed 30 SEC wins from 2017-18 to 2019-20 which is the program's best 3-year SEC total going back to the 2007-08, 2008-09 and 2009-10 seasons.

MSU • 3-YEAR SEC WIN TOTALS

RANK	TEAMS	WINS
1	1960-61 • 1961-62 • 1962-63	36
2	2001-02 • 2002-03 • 2003-04	33
3	2002-03 • 2003-04 • 2004-05	32
4	1993-94 • 1994-95 • 1995-96	31
	1977-78 • 1978-79 • 1979-80	31
	1956-57 • 1957-58 • 1958-59	31
7	2017-18 • 2018-19 • 2019-20	30
	2007-08 • 2008-09 • 2009-10	30
	1976-77 • 1977-78 • 1978-79	30
10	2006-07 • 2007-08 • 2008-09	29
	1959-60 • 1960-61 • 1961-62	29

WOODARD II AND PERRY SELECTED IN 2020 NBA DRAFT

• Mississippi State's Robert Woodard II and Reggie Perry had their childhood dreams become a reality during the NBA Draft on November 18.

• Woodard II was originally selected by the Memphis Grizzlies with the No. 40 overall pick during the second round before being traded to the Sacramento Kings.

• Perry was originally chosen with the No. 57 overall pick later that round by the Los Angeles Clippers before being dealt to the Brooklyn Nets.

• The Woodard II-Perry duo marked the sixth time that the Bulldogs had multiple players selected during the same NBA Draft. Mario Austin and Derrick Zimmerman were the last MSU pair to accomplish the feat in 2003.

• Mississippi State is the only school in the country to have multiple 2020 NBA, NFL and MLB Draft picks.

• Mississippi State is one of nine schools nationally and one of three SEC schools to have multiple players selected during the 2020 NBA Draft.

• The Bulldogs are joined by Kentucky and Vanderbilt among SEC schools. In fact, Mississippi State trails only Kentucky and is tied for the second-most SEC players chosen with Tennessee and Vanderbilt over the last two NBA Drafts.

• Quindary Weatherspoon made his NBA debut last season and went No. 49 overall to the San Antonio Spurs in the 2019 NBA Draft.

• Nationally, Mississippi State is in elite company with Arizona, Duke, Florida State, Kentucky, Memphis, Michigan State, Washington and Vanderbilt with multiple players in the 2020 NBA Draft.

WOODARD II/PERRY CONTINUE COACH HOWLAND'S NBA DRAFT LEGACY

• Mississippi State's Robert Woodard II and Reggie Perry mark the fourth time in Coach Howland's career that he has had multiple picks during the same NBA Draft.

• The three UCLA pairs include Russell Westbrook/Kevin Love (2008), Jrue Holiday/Darren Collison (2009) and Kyle Anderson/Jordan Adams (2014).

• Howland has now coached 21 NBA Draft selections. The group is headed by current pros which include Westbrook (2008 – No. 4), Love (2008 – No. 5), Zach LaVine (2014 – No. 13), Holiday (2009 – No. 17), Anderson (2014 – No. 30), Trevor Ariza (2004 – No. 43), Norman Powell (2015 – No. 46) and Quinnndary Weatherspoon (2019 – No. 49).

• LaVine was recruited and signed by Howland at UCLA but played under Steve Alford.

SOLID ALL-AROUND EFFORT AGAINST IOWA STATE

• Mississippi State used a total team effort on both sides of the floor to collect a 95-56 convincing victory over Iowa State during the SEC/Big 12 Challenge (01/30).

The 39-point margin of victory was the program's largest over a current Power 5 non-conference opponent. The previous mark was a 75-47 win (+28) over Florida State on 12/10/1951.

• The Bulldogs dished out a season's best 21 assists on a season-high 37 field goals.

• State also set season-highs for bench points (40), points off turnovers (34) and second-chance points (20). The Bulldogs equaled a season-low with 10 turnovers and limited Iowa State to 17 field goals made.

SCORCHING THE NETS AT VANDERBILT

• Mississippi State turned in a shooting performance for the ages as the Bulldogs hit 31-of-51 from the field (60.8 percent) at Vanderbilt (01/09).

• The 60.8 shooting clip for MSU is the program's best during a SEC road game since connecting for a 63.5 mark (33-for-52) at Auburn on 01/29/1992.

• Iverson Molinar (24 PTS), Tolu Smith (18 PTS), D.J. Stewart Jr. (16 PTS) and Jalen Johnson (10 PTS) fueled a balanced offensive attack. The quartet pumped in a combined 68 points on a collective 24-for-35 shooting performance.

THE MISSOURI WIN WAS HISTORIC

• Mississippi State's 78-63 triumph over No. 13 Missouri marked the second-biggest (2nd) margin over of victory over at top 15 opponent and fifth (5th) largest margin of victory over a ranked opponent in program history.

MSU MARGIN OF VICTORY • RANKED OPPONENTS

RANK	MOV	OPPONENT • SCORE	SEASON • DATE
1	23	[25] Florida • 70-47	1994-95 • 02/01/95
2	21	[8] Arkansas • 83-62	1994-95 • 02/04/95
3	20	[17] Ole Miss • 88-68	2007-08 • 01/26/08
4	17	[19] LSU • 96-79	1988-89 • 02/04/89
5	15	[13] Missouri • 78-63	2020-21 • 01/05/21

• The Bulldogs outscored Missouri by a 51-24 margin in the second half.

• It marked only the third time dating back to the 1986-87 season that MSU has outscored a SEC opponent by a +25 margin during the second 20 minutes.

• The last time was 16 years ago to the day during a 90-53 rout of Auburn in 2004-05.

MSU MARGIN OF VICTORY • 2ND HALF • SEC OPPONENTS

RANK	MOV	OPPONENT • SCORE	SEASON • DATE
1	32	[25] Florida • 51-19	1994-95 • 02/01/95
2	27	[13] Missouri • 51-24	2020-21 • 01/05/21
3	25	Auburn • 53-28	2004-05 • 01/05/05

• The Missouri win marked the program's first triumph over a top 15 foe since the Bulldogs toppled No. 15 Arizona, 67-57, on 11/18/2011 at Madison Square Garden in New York City.

• The win also gave State a top 25 win during three of the last four seasons under Ben Howland.

• MSU's last victory over a ranked foe was a 92-84 decision against No. 16 Auburn on Jan. 26, 2019 when Quinnndary Weatherspoon piled up 27 points during the 2nd half.

• D.J. Stewart Jr. scored 20 of his team-leading 24 points during the second half. The last player to score 20-plus points in the second half was Quinnndary Weatherspoon, who came away with 20 of 27 points versus No. 16 Auburn listed above.

• Mississippi State erased a 10-plus point halftime deficit for the third (3rd) time against a ranked opponent and for the 11th time overall versus a SEC school dating back to 1980-81.

• The 12-point halftime comeback against a SEC ranked opponent trails only a 16-point deficit that the Bulldogs erased versus No. 6 Kentucky (01/05/2002 over the last 40 seasons).

HALFTIME COMEBACKS • TOP 25 SEC OPPONENTS SINCE 1980-81

DATE	OPPONENT	HALFTIME	FINAL
01/05/2021	[13] Missouri	39-27 • -12	78-63
01/09/2010	at [14] Ole Miss	42-37 • -5	80-75
02/11/2004	at [25] South Carolina	34-32 • -2	79-75 • OT
03/08/2002	vs. [11] Florida	25-22 • -3	62-52
01/05/2002	[6] Kentucky	40-24 • -16	74-69 • OT
02/02/2000	[22] LSU	35-30 • -5	68-66
01/30/1999	[25] Florida	42-32 • -10	66-63
02/01/1995	[25] Florida	28-19 • -9	70-47
01/27/1993	[16] Arkansas	33-28 • -5	80-76 • OT
02/04/1989	[19] LSU	38-34 • -4	96-79
01/15/1983	at [18] Tennessee	37-36 • -1	75-74 • OT

ONE OF THE BEST SEC SCORING DUOS IN 2020-21

• D.J. Stewart Jr. and Iverson Molinar head into Saturday's game at South Carolina as one of the SEC's top offensive duos.

• Stewart Jr. and Molinar have piled up 35.2 points per game, which sits third behind LSU's Cameron Thomas and Trendon Watford and Vanderbilt's Scotty Pippen Jr. and Dylan Disu.

• The pair has accounted for 11 games of 20-plus points which also is second behind Thomas and Watford who have combined for 20 games of 20-plus points.

SEC TOP SCORING DUOS • AS OF 02/06**MIN • ALL PLAYERS PLAYED IN 50% OF TEAM'S GAMES**

RANK	PTS	PLAYERS	SCHOOL
1	39.1	Thomas/Watford	LSU
2	35.7	Pippen Jr./Disu	Vanderbilt
3	34.0	Stewart Jr./Molinar	MSU
4	32.2	Lawson/Bryant	South Carolina
5	30.1	Moody/Notae	Arkansas

THE BEST MSU SCORING DUO SINCE 2007-08

• At Mississippi State, the Stewart Jr.-Molinar combo is the highest scoring duo since Charles Rhodes and Jamont Gordon during the 2007-08 season.

• The pair is one of three combos dating back to 1972-73 to have both members as sophomores or younger. They are joined by Rich Knarr and Jerry Jenkins in 1972-73 along with Ray White and Gary Hooker in 1975-76.

MSU TOP SCORING DUOS • SINCE 1972-73

RANK	PTS	PLAYERS	SEASON
1	42.0	Malone/Lewis	1982-83
2	37.6	Jenkins/Fry	1974-75
3	36.0	White/Hooker	1975-76
4	35.6	Knarr/Jenkins	1972-73
5	35.5	Brown/White	1976-77
6	35.0	Brown/Grim	1979-80
7	34.6	Rhodes/Gordon	2007-08
8	34.0	Stewart Jr./Molinar	2020-21
	34.0	White/Grim	1978-79

ONE OF THE BEST SEC SCORING TRIOS IN 2020-21

• Add in Tolu Smith, and Mississippi State has one of the SEC's top scoring trios.

• Stewart Jr., Molinar and Smith have piled up a combined 45 games in double figures in addition to securing 10-plus points in the same game on nine occasions where the Bulldogs are a perfect 9-0.

• The trio has amassed 46.7 points per game which trails only LSU's Thomas, Watford and Javonte Smart.

SEC TOP SCORING TRIOS • AS OF 02/06**MIN • ALL PLAYERS PLAYED IN 50% OF TEAM'S GAMES**

RANK	PTS	PLAYERS	SCHOOL
1	54.5	Thomas/Watford/Smart	LSU
2	46.7	Stewart Jr./Molinar/T. Smith	MSU
3	44.0	Lawson/Bryant/Cousnard	South Carolina
4	43.7	Pippen Jr./Disu/Wright	Vanderbilt
5	42.5	Pinson/Tilmon/D. Smith	Missouri
6	41.4	Moody/Notae/Smith	Arkansas

THE BEST MSU SCORING TRIO SINCE 2010-11

• At Mississippi State, the Stewart Jr.-Molinar-T. Smith trio is the highest scoring duo since Ravern Johnson, Dee Bost and Renardo Sidney in 2010-11.

• The trio is one of two groups dating back to 1972-73 to have all three members as sophomores or younger. They are joined by Rich Knarr, Jerry Jenkins and Larry Fry in 1972-73.

MSU TOP SCORING TRIOS • SINCE 1972-73

RANK	PTS	PLAYERS	SEASON
1	50.3	Brown/White/Hooker	1976-77
2	50.1	Jenkins/Fry/Knarr	1974-75
3	49.4	White/Grim/Brown	1978-79
4	48.1	Knarr/Jenkins/Fry	1972-73
5	47.4	Jenkins/Fry/Knarr	1973-74
6	47.2	Wilson/Jones/Dampier	1995-96
7	47.1	Johnson/Bost/Sidney	2010-11
8	46.9	Brown/Grim/Malone	1979-80
9	46.7	Stewart Jr./Molinar/T. Smith	2020-21

ABDUL'S BLOCK PARTY

• Abdul Ado has been ranked among the SEC's top 10 in blocks per game during all four of his seasons at MSU with 1.9 BPG (6th • 2017-18), 1.8 BPG (7th • 2018-19), 1.9 BPG (T-3rd • 2019-20) and 1.9 BPG (4th • 2020-21).

• Ado has posted 218 total blocks at a 1.86 per game rate over 117 career games. His 1.86 average is only behind Jarvis Varnado (4.00) and Erick Dampier (2.68).

CAREER BLOCKS • AS OF 02/06

RANK	BLK	PLAYER	SEASONS
1	564	Jarvis Varnado	2007-08-09-10
2	249	Erick Dampier	1994-95-96
3	218	Abdul Ado	2018-19-20-21
4	198	Tyrone Washington	1996-97-98-99
5	195	Aric Holman	2016-17-18-19

• Ado's 218 blocks also are 1st among active Power 5 players and 3rd overall among NCAA active players.

NCAA ACTIVE BLOCKS LEADERS • AS OF 02/04

RANK	BLK	PLAYER	SCHOOL
1	320	Hayden Koval	UNC Greensboro
2	239	Matt Haarms	BYU
3	218	Abdul Ado	MSU
4	215	Hasahn French	Saint Louis
5	200	A.J. Wilson	George Mason

ABDUL MOVING UP THE REBOUNTING LIST

• Abdul Ado became the 13th player in program history to reach 700 career rebounds during the Iowa State game on 01/30.

• Ado enters the South Carolina game five (5) rebounds away from moving into sole possession of 12th place in program history.

CAREER REBOUNDS • AS OF 02/06

RANK	REB	PLAYER	SEASONS
10	753	Jack Houston	1952-53-54-55
11	713	Jerry Graves	1959-60-61
12	705	Leland Mitchell	1961-62-63
13	701	Abdul Ado	2018-19-20-21
14	691	Aric Holman	2016-17-18-19
	691	Charles Rhodes	2005-06-07-08

• Ado's 701 rebounds also are tied for 11th among active Power 5 players and is tied for 27th overall among NCAA active players.

NCAA ACTIVE REBOUNDS LEADERS • AS OF 02/04**POWER 5 SCHOOLS**

RANK	REB	PLAYER	SCHOOL
1	849	Steffon Mitchell	Boston College
2	810	Luka Garza	Iowa
3	797	E.J. Anosike	Tennessee
4	755	Romello White	Ole Miss
5	737	Marcus Santos-Silva	Texas Tech
6	726	Garrison Brooks	North Carolina
7	715	Jordan Bruner	Alabama
8	713	Kevin Marfo	Texas A&M
9	710	Sam Hauser	Virginia
10	702	Derek Culver	West Virginia
11	701	Abdul Ado	MSU
	701	Mark Vital	Baylor
12	699	Brandon Johnson	Minnesota

• Ado is listed as SEC's active rebounding leader below because Anosike played at Sacred Heart before Tennessee, Marfo played at Quinnipiac and George Washington before Texas A&M, Bruner played at Yale before Alabama and White played at Arizona State before Ole Miss.

ABDUL IS THE SEC'S ACTIVE LEADER IN RBS & BLKS

• Abdul Ado heads into the South Carolina game as the SEC's active leader in rebounds and block shots by a healthy margin.

REBOUNDS • AS OF 02/06

RANK	REB	PLAYER	SCHOOL
1	701	Abdul Ado	MSU
2	567	Savion Flagg	Texas A&M
3	527	Herbert Jones	Alabama
4	519	John Petty Jr.	Alabama
5	514	Jeremiah Tilmon	Missouri

BLOCKS • AS OF 02/06

RANK	BLK	PLAYER	SCHOOL
1	218	Abdul Ado	MSU
2	117	Yves Pons	Tennessee
3	116	Clevon Brown	Vanderbilt
4	99	Jeremiah Tilmon	Missouri
5	81	John Fulkerson	Tennessee
	81	Herbert Jones	Alabama

ABDUL SITS ON TOP OF MSU'S ALL TIME FG% LIST

• Abdul Ado holds the top spot on Mississippi State's all-time field goal percentage list heading into the South Carolina game among players with at least 250 baskets made.

CAREER FG PERCENTAGE • AS OF 02/06

RANK	FG%	PLAYER	FGM-FGA	SEASONS
1	59.3	Abdul Ado	271-457	2018-19-20-21
2	58.9	Jarvis Varnado	548-930	2007-08-09-10
3	58.7	Erick Dampier	481-819	1994-95-96
	58.7	Cameron Burns	563-959	1989-90-91
5	57.8	Wiley Pick	439-759	1976-77-78-79

• Ado's 59.3 field goal percentage also checks in 7th among active Power 5 players and 20th highest overall among NCAA active players.

NCAA ACTIVE FG PERCENTAGE LEADERS • AS OF 02/01

RANK	FG%	PLAYER	SCHOOL
1	65.2	Kevin Samuel	Texas Christian • TCU
	65.2	Emeka Obukwelu	Arkansas
3	62.2	Jericho Sims	Texas
4	61.2	Romello White	Ole Miss
5	59.9	Jay Huff	Virginia
6	59.7	Chevez Goodwin	Southern Cal • USC
7	59.3	Abdul Ado	MSU

THE CENTURY MARK IN STARTS FOR ABDUL

• Abdul Ado became the 8th player in MSU history to make his 100th career start against Texas State on 11/30 since the 1986-87 season.

• The last MSU player to accomplish the feat was his former teammate Quindary Weatherspoon, who made his 100th start at Kentucky on 01/22/2019.

• Ado made his 116th career start at Arkansas on 02/02 which moved him into sole possession of fourth with Craig Sword in program history.

CAREER STARTS • AS OF 02/02

RANK	GS	PLAYER	SEASONS
1	122	Dee Bost	2009-10-11-12
2	119	Jarvis Varnado	2007-08-09-10
3	117	Quindary Weatherspoon	2016-17-18-19
4	116	Abdul Ado	2018-19-20-21
5	115	Craig Sword	2013-14-15-16
6	112	Gavin Ware	2013-14-15-16

THE FRESHMAN-SOPHOMORE JUMP

• Iverson Molinar, Tolu Smith and D.J. Stewart Jr. are etching their names on the notable freshman-sophomore jumps at Mississippi State, under Ben Howland, and among SEC players over the last decade.

COACH HOWLAND • MSU • FRESHMAN TO SOPHOMORE

PLAYER	SEASONS	FR • PPG	SO • PPG
D.J. Stewart Jr.	2020-21	8.5	17.1
Iverson Molinar	2020-21	5.9	16.9
Tolu Smith	2020-21	3.3 • WKU	12.7
Reggie Perry	2019-20	9.7	17.4
Robert Woodard II	2019-20	5.5	11.4
Quindary Weatherspoon	2016-17	12.0	16.5
Aric Holman	2016-17	1.9	8.4

MSU • FRESHMAN TO SOPHOMORE • SINCE 1986-87

PLAYER	SEASONS	FR • PPG	SO • PPG
Ravern Johnson	2008-09	2.5	12.1
Charles Rhodes	2005-06	2.9	13.8
Mario Austin	2001-02	7.9	16.1
Timmy Bowers	2001-02	2.5	10.6
Robert Jackson	1999-2000	5.8	12.3
Tang Hamilton	1998-99	4.3	11.3
Bart Hyche	1996-97	3.5	12.8
Marcus Bullard	1995-96	5.4	12.1
Marcus Grant	1992-93	4.7	10.8
Anthony Blakeney	1986-87	6.1	11.7

COACH HOWLAND • UCLA • FRESHMAN TO SOPHOMORE

PLAYER	SEASONS	FR • PPG	SO • PPG
Travis Wear	2010-12	3.5 • UNC	11.5
David Wear	2010-12	2.9 • UNC	10.2
Tyler Honeycutt	2010-11	7.2	12.8
Malcolm Lee	2009-10	3.2	12.1
Russell Westbrook	2007-08	3.4	12.7
Darren Collison	2006-07	5.5	12.7
Arron Afflalo	2005-06	10.8	15.8
Josh Shipp	2005-2007	9.3	13.3

COACH HOWLAND • PITT • FRESHMAN TO SOPHOMORE

PLAYER	SEASONS	FR • PPG	SO • PPG
Chevon Troutman	2002-03	5.0	11.0
Julius Page	2001-02	9.1	12.2
Jaron Brown	2001-02	4.8	9.3

• The trio of Molinar-Smith-Stewart Jr. account for three of the SEC's top 6 freshman-sophomore jumps this season in addition to three of MSU's top 6 freshmen-sophomore jumps since 1986-87 and three of the top 5 freshmen-sophomore scoring jumps during Ben Howland's coaching career.

• Molinar's jump of 11.0 PPG is the fifth-highest among SEC players over the last decade. The top spot is held by current Toronto Raptors guard Terence Davis +13.1 PPG jump from 2015-16 to 2016-17 when he played at Ole Miss.

• Coach Howland has stated that Molinar's jump reminds of the freshman-sophomore jump that Russell Westbrook had at UCLA listed to the above.

SEC • FRESHMAN TO SOPHOMORE • +7.0 PPG JUMP

PLAYER	SCHOOL	FR • PPG	SO • PPG	JUMP
Iverson Molinar	MSU	5.9	16.9	+11.0
Allen Flanigan	AU	3.2	13.9	+10.7
Scotty Pippen Jr.	VANDY	12.0	21.7	+9.7
Tolu Smith	MSU	3.3 • WKU	12.7	+9.4
Tre Mann	UF	5.3	14.5	+9.2
D.J. Stewart Jr.	MSU	8.5	17.1	+8.6
Jaylin Williams	AU	2.4	11.0	+8.6
Emanuel Miller	A&M	6.4	14.8	+8.4
Jahvon Quinerly	BAMA	3.2 • NOVA	11.1	+7.9

2019-20

PLAYER	SCHOOL	FR • PPG	SO • PPG	JUMP
Aaron Nesmith	VU	11.0	23.0	+12.0
Immanuel Quickley	UK	5.2	16.1	+10.9
Reggie Perry	MSU	9.7	17.4	+7.7

2018-19

PLAYER	SCHOOL	FR • PPG	SO • PPG	JUMP
Savian Flagg	A&M	4.1	13.9	+9.8
Nicolas Claxton	UGA	3.9	13.0	+9.1

2016-17

PLAYER	SCHOOL	FR • PPG	SO • PPG	JUMP
Terence Davis	OM	1.8	14.9	+13.1
Brandon Sampson	LSU	4.0	11.6	+7.6
PJ Dozier	SC	6.7	13.9	+7.2

2015-16

PLAYER	SCHOOL	FR • PPG	SO • PPG	JUMP
Tyler Ulis	UK	5.6	17.3	+11.7
Yante Maten	UGA	5.0	16.5	+11.5

2014-15

PLAYER	SCHOOL	FR • PPG	SO • PPG	JUMP
Tim Quarterman	LSU	2.5	11.5	+9.0

2013-14

PLAYER	SCHOOL	FR • PPG	SO • PPG	JUMP
Kenny Gaines	UGA	3.7	13.0	+9.3
Charles Mann	UGA	6.7	13.9	+7.2
Michael Qualls	ARK	4.6	11.6	+7.0

2012-13

PLAYER	SCHOOL	FR • PPG	SO • PPG	JUMP
Kedren Johnson	VU	3.1	13.5	+10.4

2011-12

PLAYER	SCHOOL	FR • PPG	SO • PPG	JUMP
Trae Golden	UT	3.0	13.6	+10.6

2010-11

PLAYER	SCHOOL	FR • PPG	SO • PPG	JUMP
Earnest Ross	AU	2.8	13.1	+10.3
John Jenkins	VU	10.9	19.5	+8.6

TOLU'S 5 DOUBLE-DOUBLES ARE SECOND IN THE SEC

• Tolu Smith has secured five (5) double-doubles which is tied for second place in the SEC heading into the South Carolina game.

• Smith's most recent double-double also was his first career 20-10 performance when he amassed career-highs with 27 points and 14 rebounds versus Florida on 01/16.

• Mississippi State is 4-1 on the season when Smith provides a double-double.

SEC DOUBLE-DOUBLES • AS OF 02/06

RANK	D-D'S	PLAYER	SCHOOL
1	6	Jeremiah Tilmon	Missouri
2	5	Tolu Smith	MSU
	5	Toumani Camara	Georgia
	5	Sahvir Wheeler	Georgia
5	4	Darius Days	LSU
	4	Emanuel Miller	Texas A&M
7	3	Dylan Disu	Vanderbilt
	3	Justin Minaya	South Carolina

10+ PTS STREAKS FOR D.J. & IVERSON TO START 2020-21

• D.J. Stewart Jr. and Iverson Molinar were the only sophomores or younger along with the 8th and 9th MSU players since 1982-83 to begin a season with 10+ consecutive games in double figures.

• The duo joined Gavin Ware (2015-16) as the only players to accomplish the feat during the 2000s.

PLAYER	SEASON	10+ PTS GMS
Jeff Malone	1982-83	29
Tony Watts	1991-92	28
Gavin Ware	2015-16	16
Cameron Burns	1989-90	15
Terry Lewis	1982-83	14
Erick Dampier	1995-96	13
Greg Carter	1989-90	12
D.J. Stewart Jr.	2020-21	12
Iverson Molinar	2020-21	11

ELITE COMPANY FOR D.J., IVERSON AND TOLU

• Iverson Molinar and D.J. Stewart Jr. started the 2020-21 season with double figures in their first nine (9) appearances after Stewart Jr. and Tolu Smith began the season with 10-plus points during MSU's first eight (8) games.

• After missing State's first three games of the season, Molinar and Stewart Jr. are the 4th set of teammates to be sophomores or younger and the 9th set of teammates overall to accomplish the feat dating back to the 1958-59 season.

• The previous two duos to be sophomores or younger were Gary Hooker (Fr.) and Ray White (Fr.) in 1975-76 coupled with Rickey Brown (Fr.) and White (So.) in 1976-77.

• Prior to this season, the last State duo to start a season with nine straight games with double-digit points were Cameron Burns and Greg Carter during MSU's 1990-91 SEC championship season.

PLAYERS	SEASON	10+ PTS GMS
Terry Lewis	1982-83	14
Jeff Malone		
Gary Hooker	1975-76	14
Ray White		
Cameron Burns	1990-91	12
Greg Carter		
Iverson Molinar	2020-21	9
D.J. Stewart Jr.		
Rickey Brown	1976-77	9
Ray White		
Tolu Smith	2020-21	8
D.J. Stewart Jr.		
Rickey Brown	1979-80	8
Kent Looney		
Rickey Brown	1978-79	8
Ray White		
Jack Bouldin	1971-72	8
Jeff Watkins		

20 PIECES IN MULTIPLE GAMES FOR THE SOPHOMORES

• D.J. Stewart Jr. and Iverson Molinar are one (1) of seven (7) Mississippi State combos to be sophomores or younger to have multiple 20-plus point games together since 1972-73 when freshmen became eligible to play college basketball.

RANK	20+ PTS GMS	PLAYERS	SEASON
1	5	White/Hooker	1975-76
2	4	Knarr/Jenkins	1972-73
3	2	Stewart Jr./Molinar	2020-21
	2	Q. Weatherspoon/Peters	2016-17
	2	Brown/Hooker	1976-77
	2	White/Brown	1976-77
	2	Knarr/Fry	1972-73

PLAYER	SEASON	OPP • DATE	PTS
D.J. Stewart Jr.	2020-21	Missouri • 01/05	24
Iverson Molinar	2020-21	Missouri • 01/05	20
D.J. Stewart Jr.	2020-21	Dayton • 12/12	32
Iverson Molinar	2020-21	Dayton • 12/12	20
Quinnndary Weatherspoon	2016-17	at Auburn • 02/07	25
Lamar Peters	2016-17	at Auburn • 02/07	23
Quinnndary Weatherspoon	2016-17	Missouri • 01/25	29
Lamar Peters	2016-17	Missouri • 01/25	23

PLAYER	SEASON	OPP • DATE	PTS
Rickey Brown	1976-77	Georgia • 02/19	28
Gary Hooker	1976-77	Georgia • 02/19	24
Rickey Brown	1976-77	Truman St • 12/09	29
Gary Hooker	1976-77	Truman St • 12/09	24
Ray White	1976-77	at Georgia • 01/22	21
Rickey Brown	1976-77	at Georgia • 01/22	20
Ray White	1976-77	Texas • 12/11	28
Rickey Brown	1976-77	Texas • 12/11	21
Ray White	1975-76	at Kentucky • 03/08	24
Gary Hooker	1975-76	at Kentucky • 03/08	23
Ray White	1975-76	Georgia • 02/28	26
Gary Hooker	1975-76	Georgia • 02/28	22
Gary Hooker	1975-76	Auburn • 02/09	28
Ray White	1975-76	Auburn • 02/09	23
Gary Hooker	1975-76	LSU • 01/19	31
Ray White	1975-76	LSU • 01/19	20
Gary Hooker	1975-76	at Evansville • 12/17	20
Ray White	1975-76	at Evansville • 12/17	20
Rich Knarr	1972-73	Alabama • 03/03	22
Larry Fry	1972-73	Alabama • 03/03	21
Rich Knarr	1972-73	Auburn • 02/19	30
Larry Fry	1972-73	Auburn • 02/19	30
Jerry Jenkins	1972-73	Florida • 02/24	21
Rich Knarr	1972-73	Florida • 02/24	20
Jerry Jenkins	1972-73	Kentucky • 01/08	20
Rich Knarr	1972-73	Kentucky • 01/08	31
Jerry Jenkins	1972-73	vs. Hawaii • 01/03	29
Rich Knarr	1972-73	vs. Hawaii • 01/03	27
Jerry Jenkins	1972-73	vs. Michigan St • 01/02	22
Rich Knarr	1972-73	vs. Michigan St • 01/02	20

• The pair of redshirt sophomores (Molinar-Stewart Jr. and Smith-Stewart Jr.) are two (2) of ten (10) MSU combos to score 20 points in a game as freshmen or sophomores since 1986-87, which was Richard Williams' first season.

• Five (5) of the ten (10) combos listed above and right have come under sixth-year coach Ben Howland. Stewart Jr. and Reggie Perry accomplished the feat to fuel a victory over Tennessee in 2019-20.

PLAYER	SEASON	OPP • DATE	PTS
D.J. Stewart Jr.	2020-21	Missouri • 01/05	24
Iverson Molinar	2020-21	Missouri • 01/05	20
D.J. Stewart Jr.	2020-21	Dayton • 12/12	32
Iverson Molinar	2020-21	Dayton • 12/12	20
Tolu Smith	2020-21	Liberty • 11/26	20
D.J. Stewart Jr.	2020-21	Liberty • 11/26	20
Reggie Perry	2019-20	Tennessee • 02/01	24
D.J. Stewart Jr.	2019-20	Tennessee • 02/01	20
Quinnndary Weatherspoon	2016-17	at Auburn • 02/07	25
Lamar Peters	2016-17	at Auburn • 02/07	23
Quinnndary Weatherspoon	2016-17	Missouri • 01/25	29
Lamar Peters	2016-17	Missouri • 01/25	23
Craig Sword	2013-14	Texas A&M • 01/18	23
Gavin Ware	2013-14	Texas A&M • 01/18	22
Barry Stewart	2006-07	Auburn • 01/20	22
Reginald Delk	2006-07	Auburn • 01/20	20
Jamont Gordon	2006-07	Texas A&M-CC • 12/02	24
Ben Hansbrough	2006-07	Texas A&M-CC • 12/02	23
Darryl Wilson	1993-94	at Auburn • 01/12	24
Erick Dampier	1993-94	at Auburn • 01/12	22
Tony Watts	1988-89	at Alabama • 01/14	24
Cameron Burns	1988-89	at Alabama • 01/14	22

30 & 20 IN THE SAME GAME

• D.J. Stewart Jr. and Iverson Molinar are the 5th combo during the 2000s and the 4th combo to be sophomores or younger (bolded) to secure 30+ PTS and 20+ PTS during the same game since the 1972-73 season.

• The last time Mississippi State had a duo accomplish the feat in a neutral site game was when Darryl Wilson scored 32 PTS and Erick Dampier tacked on 21 PTS versus No. 19 Utah during the 1995 NCAA Tournament Second Round.

PLAYERS	SEASON	OPP • DATE	PTS
D.J. Stewart Jr.	2020-21	vs. Dayton • 12/12	32
Iverson Molinar	2020-21	vs. Dayton • 12/12	20
Arnett Moultrie	2011-12	UMass • 03/13	34
Dee Bost	2011-12	UMass • 03/13	20
Jarvis Varnado	2008-09	LSU • 02/11	31
Dee Bost	2008-09	LSU • 02/11	20
Charles Rhodes	2007-08	Auburn • 02/27	30
Jamont Gordon	2008-09	Auburn • 02/27	20
Mario Austin	2001-02	Arkansas • 02/27	30
Marckell Patterson	2001-02	Arkansas • 02/27	21
Darryl Wilson	1994-95	vs. [19] Utah • 03/19	32
Erick Dampier	1994-95	vs. [19] Utah • 03/19	21
Gary Hooker	1975-76	LSU • 01/19	31
Ray White	1975-76	LSU • 01/19	20
Larry Fry	1972-73	Auburn • 02/19	30
Rich Knarr	1972-73	Auburn • 02/19	30
Jerry Jenkins	1972-73	Auburn • 02/19	20
Rich Knarr	1972-73	Kentucky • 01/08	31
Jerry Jenkins	1972-73	Kentucky • 01/08	20

WHAT'S GONE • MSU'S BEST SCORING QUARTET SINCE 2010-11

• Reggie Perry (17.4 PPG), Tyson Carter (13.9), Nick Weatherspoon (11.6 PPG) and Robert Woodard II (11.4 PPG) were the 8th quartet to average double figures at Mississippi State during the 2000s.

• The 54.3 combined points per game the most for a MSU quartet with all four members averaging double figures since Ravern Johnson (17.6 PPG), Dee Bost (15.3 PPG), Renardo Sidney (14.2 PPG) and Kodi Augustus (12.2 PPG) during the 2010-11 season.

• The 54.3 points for Perry-Carter-Weatherspoon-Woodard II quartet also is the fifth at MSU with all four members averaging double figures going back to the 1979-80 season.

MSU SCORING QUARTETS • SINCE 1979-80

RANK	PPG	SEASON	PLAYERS
1	59.4	1995-96	Darryl Wilson • Dontae' Jones • Erick Dampier • Marcus Bullard
2	59.3	2010-11	Ravern Johnson • Dee Bost • Renardo Sidney • Kodi Augustus
3	56.6	2007-08	Charles Rhodes • Jamont Gordon • Barry Stewart • Ben Hansbrough
4	54.4	1989-90	Cameron Burns • Greg Carter • Tony Watts • Doug Hartsfield
5	54.3	2019-20	Perry • Carter • Weatherspoon • Woodard II

MSU AMONG SEC'S AND NATION'S BEST • 2020-21

• For the second straight season, Mississippi State holds the SEC's top spot and is one of the nation's best offensive rebounding percentage teams.

2020-21 O-REB PERCENTAGE • AS OF 02/04

RANK	OR%	SCHOOL
1	40.3	Houston
2	40.0	North Carolina
3	39.3	Cal State Bakersfield
4	38.2	Connecticut • UConn
5	37.9	Baylor
6	36.8	Mississippi State
	36.8	Southern Cal • USC
8	36.7	Stephen F. Austin • SFA
9	36.5	West Virginia
10	35.9	South Carolina
	35.9	Georgia

• The Bulldogs not only led the SEC but were fourth in the nation with a 37.0 offensive rebounding percentage last season.

2019-20 O-REB PERCENTAGE • FINAL

RANK	OR%	SCHOOL
1	40.1	West Virginia
2	38.7	Houston
3	37.3	Stephen F. Austin
4	37.0	Mississippi State
5	36.1	Sacred Heart

KENPOM NUGGETS

• Mississippi State, Alabama and LSU are the only schools to have two players ranked among KenPom's top 15 in offensive efficiency.

KENPOM SEC OFFENSIVE RATING • AS OF 02/06

RANK	O-RTG	PLAYER	SCHOOL
1	120.8	Colin Castleton	Florida
2	113.9	Scotty Pippen Jr.	Vanderbilt
3	111.3	Emanuel Miller	Texas A&M
4	110.2	Iverson Molinar	MSU
5	109.7	Andrew Garcia	Georgia
	109.7	Cameron Thomas	LSU
7	108.0	Trendon Watford	LSU
8	106.9	Herbert Jones	Alabama
9	105.6	Jaden Springer	Tennessee
10	105.1	Devontae Shuler	Ole Miss
11	104.2	Keyshawn Bryant	South Carolina
12	104.0	Tre Mann	Florida
	104.0	Jahvon Quinerly	Alabama
14	102.5	JD Notae	Arkansas
15	101.7	D.J. Stewart Jr.	MSU
16	100.2	Xavier Pinson	Missouri

• Tolu Smith is ranked among the SEC leaders in offensive rebound percentage.

KENPOM SEC O-REBOUND PERCENTAGE • AS OF 02/06

RANK	O-REB	PLAYER	SCHOOL
1	14.9	Andrew Garcia	Georgia
2	13.5	Tolu Smith	MSU
3	13.1	Jeremiah Tilton	Missouri
4	13.0	Wildens Leveque	South Carolina
5	12.7	Colin Castleton	Florida

LOYALTY UNDER COACH HOWLAND

• Mississippi State's coaching staff led by Ben Howland along with assistant coaches George Brooks, Korey McCray and Ernie Zeigler are entering their 6th season together at Mississippi State in 2020-21

• The quartet is one of eight current coaching staffs in the country to remain together at the same school for at least the six seasons.

RANK	YEAR	SCHOOL	HEAD COACH	ASSISTANT COACHES
------	------	--------	------------	-------------------

1	11th	Michigan State	Tom Izzo	Dwayne Stephens • Dane Fife • Mike Garland
2	9th	West Virginia	Bob Huggins	Larry Harrison • Ron Everhart • Erik Martin
2	9th	UAlbany	Will Brown	John Iati • Josh Pelletier • Jerrad Knotts
4	7th	Kansas	Bill Self	Kurtis Townsend • Norm Roberts • Jerrance Howard
4	7th	Oregon	Dana Altman	Tony Stubblefield • Kevin McKenna • Mike Mennenga
4	7th	Vermont	John Becker	Kyle Cleplicki • Ryan Schneider • Hamlet Tibbs
7	6th	Mississippi State	Ben Howland	George Brooks • Korey McCray • Ernie Zeigler
7	6th	Bradley	Brian Wardle	Drew Adams • Mike Barger • Jimmie Foster

COACH HOWLAND: ONE OF 15 WITH FOUR TEAMS DANCING

• Ben Howland became the 15th coach in history to lead four programs to the NCAA Tournament in 2018-19. The 15 coaches are listed alphabetically below.

• Howland is one (1) of eight (8) coaches on the list that has one of his four schools being a SEC program (Rick Barnes • Cliff Ellis • Jim Harrick • Lon Kruger • Rick Pitino • Tubby Smith • Eddie Sutton) and one (1) of three (3) coaches to have UCLA be one of the four programs (Steve Alford • Jim Harrick).

COACH • SCHOOLS**Steve Alford**

Missouri State • Iowa • New Mexico • UCLA

Rick Barnes

Providence • Clemson • Texas • Tennessee

John Beilein

Canisius • Richmond • West Virginia • Michigan

Lefty Driesell

Davidson • Maryland • James Madison • Georgia State

Cliff Ellis

South Alabama • Clemson • Auburn • Coastal Carolina

Larry Eustachy

Utah State • Iowa State • Southern Miss • Colorado State

Jim Harrick

Pepperdine • UCLA • Rhode Island • Georgia

Ben Howland

Northern Arizona • Pittsburgh • UCLA • Mississippi State

Lon Kruger

Kansas State • Florida • Illinois • UNLV • Oklahoma

Fran McCaffery

Lehigh • UNC-Greensboro • Siena • Iowa

Tom Penders

Rhode Island • Texas • George Washington • Houston

Rick Pitino

Boston • Providence • Kentucky • Louisville

COACH • SCHOOLS**Kelvin Sampson**

Washington State • Oklahoma • Indiana • Houston

Tubby Smith

Tulsa • Georgia • Kentucky • Minnesota • Texas Tech

Eddie Sutton

Creighton • Arkansas • Kentucky • Oklahoma State

HALFTIME COMEBACKS UNDER COACH HOWLAND

• Mississippi State earned its 21st halftime comeback victory and first of 2020-21 under Coach Howland when the Bulldogs dismissed Missouri, 78-63, on 01/05/2021.

• The Bulldogs have won at least three games during Howland's first five seasons when trailing at the half.

• Below are the halftime comebacks under Coach Howland, 12 of the 21 have come against SEC opponents.

HALFTIME COMEBACKS • COACH HOWLAND

DATE	OPPONENT	HALFTIME	FINAL
01/05/2021	[13] Missouri	39-27 • -12	78-63
11/08/2019	Sam Houston State	34-27 • -7	67-58
12/18/2019	Radford	42-38 • -4	77-68
01/28/2020	at Florida [SEC]	45-35 • -10	78-71
02/01/2020	Tennessee [SEC]	34-28 • -6	86-73
02/08/2020	Vanderbilt [SEC]	35-31 • -4	80-70
11/30/2018	at Dayton	29-26 • -3	65-58
12/04/2018	McNeese State	42-39 • -3	90-77
12/19/2018	Wofford	50-41 • -9	98-87
02/02/2019	at Ole Miss [SEC]	43-39 • -4	81-75
02/16/2019	at Arkansas [SEC]	38-32 • -6	77-67
02/23/2019	South Carolina [SEC]	36-29 • -7	76-61
11/22/2017	Stephen F. Austin	40-32 • -8	80-75
11/26/2017	Jacksonville State	29-25 • -4	59-56
02/24/2018	South Carolina [SEC]	32-25 • -7	72-68
12/22/2016	Morehead State	41-31 • -10	85-76
01/25/2017	Missouri [SEC]	43-39 • -4	89-74
02/04/2017	Tennessee [SEC]	33-21 • -12	64-59
11/13/2015	Eastern Washington	51-48 • -3	106-88
01/23/2016	Ole Miss [SEC]	38-36 • -2	83-77
02/16/2016	Vanderbilt [SEC]	41-32 • -9	75-74

• The Florida comeback on 01/28/2020 marks the first time that Mississippi State has won a SEC road game when trailing by 10-plus points at the half since turning a 39-28 deficit into a 78-77 overtime victory at Vanderbilt on 01/21/2012.

• The Bulldogs have rallied from a 10-plus point deficit six times in SEC road games dating back to the 1980-81 season.

10+ PT SEC HALFTIME ROAD COMEBACKS

DATE	OPPONENT	HALFTIME	FINAL
01/28/2020	at Florida [SEC]	45-35 • -10	78-71
01/21/2012	at Vanderbilt [SEC]	39-28 • -11	78-77 • OT
03/06/2004	at Alabama [SEC]	47-31 • -16	82-81 • OT
01/07/2004	at Ole Miss [SEC]	29-19 • -10	61-54
01/07/1995	at Georgia [SEC]	36-26 • -10	60-59
02/13/1991	at Ole Miss [SEC]	42-27 • -15	84-77

• Early in 2019-20, Mississippi State wiped away an 18-point deficit (52-34) with 13:02 left against Sam Houston State on the strength of a 33-6 run to close the game.

• It marked the fifth time that the Bulldogs have overcome at least a 15-point margin during any point of the game under Coach Howland.

15+ PT COMEBACKS • COACH HOWLAND

DATE	OPPONENT	SCORE • TIME	FINAL
01/28/2020	at Florida [SEC]	36-20 • 6:00 1st	78-71
11/08/2019	Sam Houston St	52-34 • 13:02 2nd	67-58
02/23/2019	South Carolina [SEC]	30-14 • 4:04 1st	76-61
02/04/2017	Tennessee [SEC]	41-23 • 17:50 2nd	64-59
		29-10 • 4:50 1st	
02/16/2016	Vanderbilt [SEC]	61-44 • 13:38 2nd	75-74

LESS THAN 60 POINTS LEADS TO W'S

• Mississippi State has won 40 of 45 games when holding the opposition to under 60 points under Coach Howland with 34 of those 45 outings coming inside Humphrey Coliseum.

• The Bulldogs have won 27 of their last 31 games when accomplishing the feat since 03/08/2017. Three of the four set-backs have come during the 2020-21 season, most recently a 56-53 decision to No. 18 Tennessee on 01/26/2021

• Mississippi State limited Ole Miss on 03/07/2020 to 44 points which tied the lowest point total allowed under Howland. The 44 points are the lowest versus a SEC opponent during the Howland era.

2015-16 • 5-0

DATE	OPPONENT	RESULT
11/28/2015	UT-Martin	W • 76-51
12/19/2015	Tulane	W • 69-59
12/31/2015	North Carolina Central	W • 71-48
02/09/2016	Arkansas [SEC]	W • 78-46
02/27/2016	South Carolina [SEC]	W • 68-58

2016-17 • 8-1

DATE	OPPONENT	RESULT
11/20/2016	vs. UTEP	W • 61-54
11/28/2016	Northwestern State	W • 65-59
12/01/2016	Oregon State	W • 74-57
12/19/2016	vs. Southern Miss	W • 86-44
12/29/2016	Missouri-Kansas City	W • 77-54
01/14/2017	Texas A&M [SEC]	W • 67-59
02/04/2017	Tennessee [SEC]	W • 64-59
02/18/2017	Florida [SEC]	L • 57-52
03/08/2017	vs. LSU [SEC-T]	W • 79-52

2017-18 • 8-0

DATE	OPPONENT	RESULT
11/18/2017	Florida A&M	W • 79-48
11/26/2017	Jacksonville State	W • 59-56
11/30/2017	North Dakota State	W • 83-59
12/03/2017	Dayton	W • 61-59
12/20/2017	Little Rock	W • 64-48
02/03/2018	Georgia [SEC]	W • 72-57
03/14/2018	Nebraska [NIT]	W • 66-59
03/20/2018	at Louisville [NIT]	W • 79-56

2018-19 • 8-0

DATE	OPPONENT	RESULT
11/11/2018	Hartford	W • 77-59
11/16/2018	Long Beach State	W • 79-51
11/21/2018	vs. Saint Mary's	W • 61-57
11/30/2018	at Dayton	W • 65-58
12/15/2018	Cincinnati	W • 70-59
01/19/2019	at Vanderbilt [SEC]	W • 71-55
02/26/2019	Missouri [SEC]	W • 68-49
03/14/2019	vs. Texas A&M [SEC-T]	W • 80-54

2019-20 • 7-1

DATE	OPPONENT	RESULT
11/08/2019	Sam Houston State	W • 67-58
11/14/2019	Louisiana-Monroe	W • 62-45
11/17/2019	New Orleans	W • 82-59
11/24/2019	at Coastal Carolina	W • 81-56
12/22/2019	vs. New Mexico State	L • 58-52
01/14/2020	Missouri	W • 72-45
01/18/2020	Georgia	W • 91-59
03/07/2020	Ole Miss	W • 69-44

2020-21 • 3-3

DATE	OPPONENT	RESULT
11/25/2020	vs. Clemson	L • 53-42
12/08/2020	Jackson State	W • 82-59
12/21/2020	Mississippi Valley State	W • 87-48
01/13/2021	Texas A&M	L • 56-55
01/26/2021	at No. 18 Tennessee	L • 56-53
01/30/2021	Iowa State	W • 95-56

WHAT'S NEXT: KESHAWN MURPHY

• Mississippi State and head coach Ben Howland started its 2021 signing class on a strong note as ESPN top 100 recruit Keshawn Murphy inked his National Letter of Intent (NLI) on Nov. 13 during the fall signing period.

• Murphy, a 6-10 forward from Birmingham, Alabama, will start his freshman season for the Bulldogs during the 2021-22 season.

Murphy is rated No. 89 in ESPN's top 100 rankings and is the state of Alabama's No. 2 prospect for the Class of 2021. It marks back-to-back seasons that Howland has reeled in an ESPN top 100 commitment as Deivon Smith ranked No. 69 in the 2020 class.

• Mississippi State also has a pair of ESPN top 50 recruits from the Class of 2018 in Reggie Perry and Robert Woodard II, who were selected in the 2nd round of the 2020 NBA Draft.

• Murphy amassed 18.6 points, 7.5 rebounds, 3.7 assists and 2.0 blocks per game in 2019-20 as a junior. He was a finalist for the Alabama Sport Writers Association [ASWA] Class 5A Player of the Year award and was a consensus ASWA All-State First-Team selection.

• Ramsay has combined for a 45-22 record over the last two seasons, fueled by a 25-9 mark in 2019-20. The program has made back-to-back trips to the Alabama Class 5A Final Four.

• Murphy has been nominated to participate in the 2021 McDonald's High School All-America game. He began his senior campaign with a 21-point, 13-rebound, 3-block performance in an 82-76 win over Auburn High School and is closing in on becoming a 1,000-point scorer at Ramsay.

#STATETOTHELEAGUE & MSU'S PRO DAWGS

• Mississippi State had four former 1,000 point scorers who all played under head coach Ben Howland in the NBA and NBA G-League during the 2019-20 season.

• Aric Holman (Texas Legends • Dallas Mavericks), Lamar Peters (Westchester Knicks • New York Knicks), Craig Sword (Grand Rapids Drive • Detroit Pistons) and Quindary Weatherspoon (Austin Spurs • San Antonio Spurs).

• Weatherspoon made his NBA debut with the San Antonio Spurs at Sacramento on 02/08. He scored his first career points as part of the NBA restart over the summer.

• Currently, former MSU alums playing pro basketball overseas are Dee Bost (France), Tyson Carter (Greece), Travis Daniels (Cyprus), Holman (Germany), Arnett Moultrie (China), Peters (Turkey), Sword (Mexico), Fred Thomas (Norway) and Gavin Ware (France).

COACH HOWLAND'S NBA PLAYERS

• Russell Westbrook, Kevin Love and Jrue Holiday spearhead a list of 26 NBA players who played college basketball under Howland.

• The trio has combined for 14 nods to the NBA All-Star Game headed by six consecutive selections (2015-16-17-18-19-20) for Westbrook who also was the NBA All-Star game MVP in 2015 and 2016.

• Westbrook, a five-time All-NBA First-Team honoree and two-time NBA scoring champion, was the 2017 NBA MVP. He was the first player in league history to average a triple-double for a season since Oscar Robertson during the 1960s.

• Love (Cleveland Cavaliers • 2016) along with Trevor Ariza (Los Angeles Lakers • 2009), Jordan Farmar (Los Angeles Lakers • 2009-10) and Normal Powell (Toronto Raptors • 2019) have each won NBA Championships.

• Woodard II (Sacramento Kings) signed a 4-year contract with 3.3 million guaranteed over his first three seasons, highlighted by 1.5 million for the 2020-21 season.

DAMPIER GARNERS MISSISSIPPI SPORTS HOF SELECTION

• Former Mississippi State and NBA standout Erick Dampier can add Mississippi Sports Hall of Fame and Museum inductee to his impressive list of career accolades as the organization announced its class of 2021 on Oct. 27.

• Dampier is joined by Debbie Brock (Delta State), Lindsey Hunter, Jr. (Jackson State/NBA), Terrence Metcalf (Ole Miss/NFL), Dave Randall (Ole Miss/ATP) and Randy Watkins (Ole Miss/PGA) in the six-person class.

• Mississippi State amassed 66 victories and earned three postseason appearances during Dampier's career, highlighted by 1996 NCAA Final Four and 1995 NCAA Sweet 16 trips under head coach and fellow Mississippi Sports Hall of Famer Richard Williams. He was named MSU's SEC Basketball Legend in 2014.

• Dampier was a two-time Associated Press (AP) All-America Honorable Mention pick and two-time All-Southeastern Conference (SEC) First-Team selection during his junior and senior seasons.

• Dampier ranks among Mississippi State's top 10 in total blocks (249 – 2nd), blocks per game (2.68 – 2nd), field goal percentage (58.7 – tied 3rd), rebounds (859 – 6th) and rebounds per game (9.2 – 8th).

• Dampier piled up 1,231 career points which ranks eighth among three-year players and 25th overall at Mississippi State. He registered double figures in 74 of his 93 career appearances, fueled by nine efforts of 20-plus points.

• Dampier was a lottery pick and chosen 10th by the Indiana Pacers in the 1996 NBA Draft. His NBA career spanned 16 seasons with stops in Indiana, Golden State, Dallas, Miami and Atlanta. He scored 7,309 points, 7,005 rebounds and 1,398 blocks in 987 games.

• Prior to Mississippi State, Dampier prepped at Lawrence County High School in Monticello, Mississippi where he led his team to two straight state championships.

ON THE HORIZON: A NEW LOOK TO THE HUMP

• Humphrey Coliseum will become one of the premier arenas in the nation as major renovation plans were announced on Oct. 30, 2018.

• Mississippi State has joined with Dale Partners Architects and AECOM Sports to design a comprehensive plan that will see the Hump revamped with modern amenities and the arena's first premium ticket options.

• One of those new options will be a new club level that offers premium ticket holders a dedicated entrance and lobby that leads down to a 6,000-square foot sideline club that offers nearly 580 club seats and 80 loge seats.

• The new-look Hump also will include nearly 160 terrace seats at the concourse level in addition to an expanded and updated concourse.

• The renovation plan includes two grand lobbies at the entrances on the east and west sides that feature direct views into the seating bowl.

2020-21 SEC STANDINGS • 02/06

TEAM	SEC	PCT.	OVERALL	PCT.
Alabama	10-0	1.000	14-4	.778
Missouri	5-3	.625	12-3	.800
Arkansas	6-4	.600	14-5	.737
Florida	6-4	.600	10-5	.667
LSU	6-4	.600	11-6	.647
Tennessee	5-4	.556	12-4	.750
Kentucky	4-5	.444	5-11	.313
South Carolina	3-4	.429	5-6	.455
Mississippi State	4-6	.400	10-9	.526
Auburn	4-6	.400	10-9	.526
Georgia	4-6	.400	11-6	.647
Ole Miss	4-6	.400	9-8	.529
Texas A&M	2-6	.250	8-7	.533
Vanderbilt	1-6	.143	5-8	.385

SATURDAY, JANUARY 30

Mississippi State 95, Iowa State 56

No. 2 Baylor 84, Auburn 72

No. 10 Texas Tech 76, LSU 71

Florida 85, No. 11 West Virginia 80

No. 12 Missouri 102, Texas Christian • TCU 98 • OT

No. 18 Tennessee 80, No. 15 Kansas 61

No. 24 Oklahoma 66, No. 9 Alabama 61

Oklahoma State 81, Arkansas 77

Texas A&M 68, Kansas State 61

Georgia 71, Ole Miss 61

Vanderbilt 93, South Carolina 81

TUESDAY, FEBRUARY 2

Arkansas 61, Mississippi State 45

Ole Miss 52, No. 11 Tennessee 50

Georgia 91, Auburn 86

WEDNESDAY, FEBRUARY 3

No. 10 Alabama 78, LSU 60

No. 18 Missouri 75, Kentucky 70

South Carolina 72, No. 22 Florida 66

SATURDAY, FEBRUARY 6

No. 10 Alabama at No. 18 Missouri [ESPN] 11:00 a.m.

No. 22 Florida at LSU [ESPN] 1 p.m.

Mississippi State at South Carolina [SECN] 2:30 p.m.

Ole Miss at Auburn [ESPN2] 3 p.m.

Vanderbilt at Georgia [SECN] 5 p.m.

No. 11 Tennessee at Kentucky [ESPN] 7 p.m.

TUESDAY, FEBRUARY 9

No. 10 Alabama at South Carolina [SECN] 5:30 p.m.

Arkansas at Kentucky [ESPN/ESPN2] 6 p.m.

Auburn at Vanderbilt [SECN] 7:30 p.m.

WEDNESDAY, FEBRUARY 10

Georgia at Texas A&M [SECN] 6 p.m.

No. 22 Florida at No. 11 Tennessee [ESPN2] 7 p.m.

LSU at Mississippi State [ESPNU] 8 p.m.

No. 18 Missouri at Ole Miss [SECN] 8 p.m.

SATURDAY, FEBRUARY 13

Vanderbilt at Mississippi State [SECN] 12 p.m.

Auburn at Kentucky [CBS] 12 p.m.

No. 11 Tennessee at LSU [ESPN2] 1 p.m.

Georgia at No. 10 Alabama [SECN] 2:30 p.m.

Arkansas at No. 18 Missouri [ESPN2/ESPNU] 3 p.m.

Ole Miss at South Carolina [SECN] 5 p.m.

Texas A&M at No. 22 Florida [SECN] 7:30 p.m.

[ESPN/ESPN2/ESPNU/SECN] - ESPN Family • Watch ESPN App

[CBS] - CBS • [CBS-SN] - CBS College Sports Network • Cable Channel

NET RANKING • 2020-21

84 • 02/04/2021

NET WIN AVG • 173

NET LOSS AVG • 63

STRENGTH OF SCHEDULE • 76

NON-CONFERENCE SOS • 71

Record vs. NET 1-25

0-2

Home

0-0

Away

0-2

Neutral

0-0

Record vs. NET 26-50

2-1

Home

2-0

Away

0-1

Neutral

0-0

Record vs. NET 51-100

2-5

Home

1-2

Away

1-0

Neutral

0-3

Record vs. NET 101-200

2-1

Home

1-1

Away

1-0

Neutral

0-0

Record vs. NET 201 +

4-0

Home

4-0

Away

0-0

Neutral

0-0

OPPONENT NET

NON-CONFERENCE [SITE]

RANK

SCORE

11/25 • Clemson [N]

55

L • 53-42

11/26 • Liberty [N]

89

L • 84-73

11/30 • Texas State [H]

161

W • 68-51

12/04 • North Texas [H]

81

W • 69-63

12/08 • Jackson State [H]

291

W • 82-59

12/12 • Dayton [N]

91

L • 85-82 • 2 OT

12/16 • Central Arkansas [H]

313

W • 81-65

12/21 • Mississippi Valley State [H]

347

W • 87-48

01/30 • Iowa State [H]

231

W • 95-56

SCHEDULE NOTE

Mississippi State had games originally scheduled at Minnesota [49] on 12/16 and versus Utah State [54] in Panama City Beach on 12/21.

MISSISSIPPI STATE • 2020-21 SEC RANKINGS & LEADERS • AS OF 02/06

CATEGORY	AVG	ALL • SEC
Points	70.6 • 66.2	11th • 11th
OPP Points	65.6 • 68.2	4th • 4th
Scoring Margin	+5.0 • -2.0	T-7th • 10th
FG Percentage	44.9 • 42.8	7th • 10th
OPP FG Percentage	40.4 • 41.6	4th • 5th
3-PT Percentage	35.7 • 33.6	2nd • 8th
OPP 3-PT Percentage	33.0 • 33.6	10th • 9th
3-PT FG Made	5.5 • 4.6	12th • 13th
FT Percentage	63.8 • 68.8	13th • 10th
Rebounds	39.4 • 38.1	3rd • 4th
OPP Rebounds	31.8 • 33.8	1st • 2nd
Rebounding Margin	+7.6 • +4.3	1st • 1st
Offensive Rebounds	13.0 • 11.5	4th • 7th
Offensive Rebounds Percentage	36.7 • 33.0	1st • 4th
Defensive Rebounds	26.4 • 26.6	7th • 4th
Defensive Rebounds Percentage	73.8 • 71.9	3rd • 3rd
Assists	12.5 • 11.3	10th • 12th
Assist/Turnover Ratio	0.9 • 0.7	12th • 13th
Turnover Margin	-1.4 • -2.7	12th • 13th
Steals	7.0 • 8.0	9th • 6th
Blocks	4.7 • 5.2	6th • 4th

ABDUL ADO

CATEGORY	ALL • SEC	ALL • SEC
Blocks	1.9 • 2.4	4th • 3rd
Offensive Rebounds	2.4 • 2.5	10th • T-8th
Rebounds	6.4 • 6.5	12th • T-9th
Defensive Rebounds	4.0	NR • T-13th

QUADRANT 1 • H (1-30) • N (1-50) • A (1-75)

Overall: 2-3 • Home: 2-0 • Away: 0-3 • Neutral: 0-0

Remaining Quad 1 Games: 3 (1 Home • 2 Away)

QUADRANT 2 • H (31-75) • N (51-100) • A (76-135)

Overall: 1-4 • Home: 0-1 • Away: 1-0 • Neutral: 0-3

Remaining Quad 2 Games: 2 (1 Home • 1 Away)

QUADRANT 3 • H (76-160) • N (101-200) • A (136-240)

Overall: 2-2 • Home: 1-2 • Away: 1-0 • Neutral: 0-0

Remaining Quad 3 Games: 3 (2 Home • 1 Away)

QUADRANT 4 • H (161+) • N (201+) • A (241+)

Overall: 5-0 • Home: 5-0 • Away: 0-0 • Neutral: 0-0

Remaining Quad 4 Games: 0

ADDITIONAL METRICS • 02/04/2021

ESPN.com BPI • ESPN Strength of Record 59 • 103

KenPom.com • Jeff Sagarin 70 • 74

OPPONENT NET

SEC	RANK	SCORE
12/30 • Georgia [A]	99	W • 83-73
01/02 • Kentucky [H]	77	L • 78-73 • 2 OT
01/05 • Missouri [H]	28	W • 78-63
01/09 • Vanderbilt [A]	150	W • 84-81
01/13 • Texas A&M [H]	138	L • 56-55
01/16 • Florida [H]	27	W • 72-69
01/19 • Ole Miss [H]	69	L • 66-48
01/23 • Alabama [A]	8	L • 81-73
01/26 • Tennessee [A]	13	L • 56-53
02/02 • Arkansas [A]	30	L • 61-45
02/06 • South Carolina [A]	92	Q2
02/10 • LSU [H]	43	Q2
02/13 • Vanderbilt [H]	150	Q3
02/16 • Auburn [A]	63	Q1
02/20 • Ole Miss [A]	69	Q1
02/24 • South Carolina [H]	92	Q3
02/27 • Alabama [H]	8	Q1
03/03 • Texas A&M [A]	138	Q3

IVERSON MOLINAR

CATEGORY	ALL • SEC	ALL • SEC
Points	16.9 • 16.2	5th • 7th
Field Goal Percentage	47.4 • 44.3	5th • 8th
Minutes	32.5 • 33.9	5th • 6th
Free Throw Percentage	82.5 • 87.5	6th • T-3rd
Defensive Rebounds	4.0	NR • T-13th

D.J. STEWART JR.

CATEGORY	ALL • SEC	ALL • SEC
Minutes	34.9 • 36.3	1st • 1st
Points	17.1 • 16.1	4th • 8th
Field Goal Percentage	42.6 • 39.3	11th • 13th
Free Throw Percentage	85.0	NR • 7th
Steals	1.4 • 1.9	T-15th • T-3rd

TOLU SMITH

CATEGORY	ALL • SEC	ALL • SEC
Rebounds	8.4 • 8.1	1st • 1st
Offensive Rebounds	3.6 • 3.2	1st • 2nd
Defensive Rebounds	4.8 • 4.9	8th • 4th
Minutes	30.9 • 32.6	12th • 11th
Blocks	1.0	NR • T-14th

MISSISSIPPI STATE • TOP 25 BREAKDOWN

ASSOCIATED PRESS TOP 25 • WEEK 11 • 02/01/2021

RANK	TEAM	RECORD	PTS	PR
1	Gonzaga (61)	17-0	1597	1
2	Baylor (3)	16-0	1539	2
3	Villanova	11-1	1458	3
4	Michigan	13-1	1402	4
5	Houston	15-1	1348	6
6	Texas	11-3	1228	5
7	Ohio State	14-4	1133	13
8	Iowa	12-4	1079	7
9	Oklahoma	11-4	966	24
10	Alabama	14-4	958	9
11	Tennessee	12-3	869	18
12	Illinois	11-5	850	19
13	Texas Tech	12-5	797	10
14	Virginia	11-3	752	8
15	Creighton	13-4	732	17
16	Virginia Tech	13-3	718	20
17	West Virginia	11-5	669	11
18	Missouri	11-3	589	12
19	Wisconsin	13-5	452	14
20	Florida State	10-3	393	16
21	UCLA	13-3	260	23
22	Florida	10-4	196	RV
23	Kansas	11-6	171	15
24	Purdue	12-6	130	RV
25	Drake	16-0	117	RV

RECEIVING VOTES

Oklahoma State 111, Southern Cal • USC 57, Loyola • Chicago 52, Minnesota 42, Xavier • Ohio 25, Boise State 23, St. Bonaventure 19, Belmont 11, Saint Louis 11, Toledo 9, Oregon 8, Colorado 8, San Diego State 6, Connecticut • UConn 5, Louisville 4, North Carolina 3, Georgia Tech 2, Rutgers 1.

DROPPED FROM RANKINGS

No. 21 Minnesota • No. 22 Saint Louis • No. 25 Louisville

THE VOTERS

NR • Bob Ballou • KEYE-TV • Austin
 NR • Chris Basnett • Lincoln Journal Star
 NR • Mark Berman • Roanoke Times
 NR • Sam Blum • Dallas Morning News
 NR • Dave Borges • New Haven Register
 NR • Jeff Borzello • ESPN
 NR • Rick Bozich • WDRB-TV • Louisville
 NR • Kevin Brockway • Gainesville Sun
 NR • Lauren Brownlow • WRAL-TV • Durham
 NR • Joe Buettner • Norman Transcript
 NR • Jeff Call • Salt Lake City Deseret News
 NR • Jerry Carino • Gannett • New Jersey
 NR • David Cloninger • The State Columbia
 NR • Clayton Collier • WATN-TV • Memphis
 NR • James Crepea • The Oregonian
 NR • Seth Davis • CBS/Sports Illustrated
 NR • Luke DeCock • Raleigh News & Observer
 NR • Donna Ditota • Syracuse Post-Standard
 NR • Doug Doughty • Roanoke Times
 NR • Jack Ebling • WSYM-TV • Lansing
 NR • Wayne Epps • Richmond Times
 NR • John Feinstein • National Public Radio • Washington DC
 NR • Marcus Fuller • St. Paul Pioneer Press
 NR • Geoff Grammer • Albuquerque Journal
 NR • Adam Grosbard • Orange County Register
 NR • Jordan Hansen • Missoulian • Montana
 NR • Steve Hewitt • Boston Herald
 NR • Brian Holland • WVLA-TV • Baton Rouge
 NR • Bob Holt • Arkansas Democrat-Gazette
 NR • Donald Hunt • Philadelphia Tribune
 NR • Cecil Hurt • Tuscaloosa News
 NR • David Jablonski • Dayton Daily News
 NR • Justin Jackson • Morgantown Dominion Post
 NR • Ethan Joyce • Winston-Salem Journal
 NR • Joe Juliano • Philadelphia Inquirer

THE VOTERS

NR • Lauren Kirschman • Seattle News Tribune
 NR • Paul Klee • Denver Gazette
 NR • Zach Klein • WSB-TV • Atlanta
 NR • Chad Leistikow • Des Moines Register
 NR • Dave Matter • St. Louis Post-Dispatch
 NR • Brian McInnis • Honolulu Star-Advertiser
 NR • Kevin McNamara • Providence Journal
 NR • Stephen Means • Cleveland.com
 NR • Craig Meyer • Pittsburgh Post-Gazette
 NR • Sheldon Mickles • Baton Rouge Advocate
 NR • Chris Murray • Reno Gazette Journal
 NR • Matt Murschel • Orlando Sentinel
 NR • Jesse Newell • Kansas City Star
 NR • Bruce Pascoe • Arizona Daily Star
 NR • Dave Preston • WTOP-FM • Washington DC
 NR • Troy Provost-Heron • Knoxville Daily Times
 NR • Jeff Rabjohns • 247Sports • Indianapolis
 NR • B.J. Rains • Idaho Press-Tribune
 NR • Scott Richey • Champaign News-Gazette
 NR • Jon Rothstein • CBS & Sports Illustrated
 NR • Shannon Ryan • Chicago Tribune
 NR • Ben Steele • Milwaukee Journal Sentinel
 NR • Nick Suss • Jackson Clarion Ledger
 NR • Edgar Thompson • Orlando Sentinel
 NR • Dick Vitale • ESPN
 NR • Josh Vitale • Montgomery Advertiser
 NR • Ken Weinman • WJZ-FM • Baltimore
 NR • John Werner • Waco Tribune-Herald
 NR • Jon Wilner • San Jose Mercury News
 NR • Scott Wolf • Los Angeles Daily News

TRACKING THE BULLDOGS • ASSOCIATED PRESS TOP 25 POLL

WEEK	DATE	RANK	POINTS
PRE	11/09	-	0
2	11/30	-	0
3	12/07	-	0
4	12/14	-	0
5	12/21	-	0
6	12/28	-	0
7	01/04	-	0
8	01/11	-	0
9	01/18	-	0
10	01/25	-	0
11	02/01	-	0
12	02/08		
13	02/15		
14	02/22		
15	03/01		
16	03/08		
FINAL	03/15		

TRACKING THE BULLDOGS • USA TODAY COACHES TOP 25 POLL

WEEK	DATE	RANK	POINTS
PRE	11/12	-	0
2	11/30	No Poll	
3	12/07	-	0
4	12/14	-	0
5	12/21	-	0
6	12/28	-	0
7	01/04	-	0
8	01/11	-	0
9	01/18	-	0
10	01/25	-	0
11	02/01	-	0
12	02/08		
13	02/15		
14	02/22		
15	03/01		
16	03/08		
17	03/15		
FINAL	04/06		

USA TODAY/COACHES TOP 25 • WEEK 11 • 02/01/2021

RANK	TEAM	RECORD	PTS	PR
1	Gonzaga (28)	17-0	796	1
2	Baylor (4)	16-0	772	2
3	Villanova	11-1	735	3
4	Michigan	13-1	690	4
5	Houston	15-1	660	6
6	Texas	11-3	610	5
7	Alabama	14-4	495	T-8
8	Iowa	12-4	490	7
9	Ohio State	14-4	478	15
10	Tennessee	12-3	446	17
11	Texas Tech	12-5	422	10
12	Creighton	13-4	396	14
13	Illinois	11-5	382	22
14	Oklahoma	11-4	379	RV
15	Virginia	11-3	368	T-8
16	Virginia Tech	13-3	357	19
17	Missouri	11-3	343	12
18	West Virginia	11-5	277	11
19	Florida State	10-3	237	16
20	Wisconsin	13-5	212	13
21	UCLA	13-3	165	21
22	Kansas	11-6	112	18
23	Florida	10-4	90	RV
24	Oklahoma State	11-4	88	RV
25	Drake	16-0	67	RV

RECEIVING VOTES

Minnesota 66, Purdue 59, Southern Cal • USC 44, Loyola • Chicago 43, Oregon 39, Louisville 26, Xavier • Ohio 9, St. Bonaventure 8, Colorado 8, Boise State 7, **LSU 6**, San Diego State 5, Toledo 3, Belmont 3, Rutgers 2, North Carolina 2, Winthrop 1, Saint Louis 1, Georgia Tech 1.

DROPPED FROM RANKINGS

No. 20 Minnesota • No. 23 Louisville • No. 24 Saint Louis • No. 25 Oregon

THE VOTERS

Randy Bennett • Saint Mary's
 Jim Boeheim • Syracuse
 Glenn Braica • St. Francis Brooklyn
 Scott Drew • Baylor
 Matt Driscoll • North Florida
 Baker Dunleavy • Quinnipiac
 John Gallagher • Hartford
 Michael Huger • Bowling Green
 Ron Hunter • Tulane
 George Ivory • Arkansas-Pine Bluff
 Ben Jacobson • Northern Iowa
 Chris Jans • New Mexico State
 Rob Jeter • Western Illinois
 James Jones • Yale
 Greg Kampe • Oakland
 Shantay Legans • Eastern Washington
 Grant McCasland • North Texas
 Mike McConathy • Northwestern State
 Robert McCullum • Florida A&M
 Greg McDermott • Creighton
 Matt McMahon • Murray State
 Wes Miller • UNC Greensboro
 Dan Monson • Long Beach State
 Chris Mooney • Richmond
 Nate Oats • Alabama
 T.J. Otzelberger • UNLV
 Matt Painter • Purdue
 Brett Reed • Lehigh
 Tubby Smith • High Point
 Zach Spiker • Drexel
 Wayne Tinkle • Oregon State
 Darrell Walker • Arkansas State

MISSISSIPPI STATE RECORD BREAKDOWN

	OVR	SEC	BH
At Home	8-3	2-3	75-22
On Road	2-3	2-3	19-39
At Neutral Sites	0-3	0-0	14-15
Day Games	2-1	2-0	33-23
Night Games (At/After 5 p.m. local time)	8-8	2-6	75-53
Overtime Games	0-2	0-1	1-7
Games Decided by 10 Pts or Less	4-5	3-4	47-49
Games Decided by 5 Pts or Less	2-4	2-3	22-29
Games Following a Loss	5-3	2-2	46-30
Games Following a Win	4-6	1-3	61-46
In November	1-2	0-0	26-9
In December	5-1	1-0	29-7
In January	4-5	3-5	21-29
In February	0-1	0-1	22-20
In March	0-0	0-0	10-11

SCORING	OVR	SEC	BH
Mississippi State Leads at Halftime	9-4	3-2	82-13
Mississippi State Trails at Halftime	1-5	1-4	21-62
Tied at Halftime	0-0	0-0	5-1
Mississippi State Scores Less Than 60	0-5	0-4	1-22
Mississippi State Scores 60-69	2-0	0-0	23-20
Mississippi State Scores 70-79	2-3	2-2	36-25
Mississippi State Scores 80-89	5-1	2-0	31-8
Mississippi State Scores 90+	1-0	0-0	17-1
Opponent Scores Less Than 60	4-3	0-2	40-5
Opponent Scores 60-69	4-2	2-2	34-14
Opponent Scores 70-79	1-1	1-1	26-21
Opponent Scores 80-89	1-3	1-1	8-30
Opponent Scores 90+	0-0	0-0	0-6

REBOUNDING	OVR	SEC	BH
Mississippi State Out-Rebounds Opponent	10-6	4-3	78-32
Opponent Out-Rebounds Mississippi State	0-3	0-3	24-44
Equal Rebounds	0-0	0-0	6-0
Mississippi State Has 40+	7-3	2-2	40-17
Mississippi State Has Fewer Than 40	3-6	2-4	68-59

FIELD GOALS	OVR	SEC	BH
Mississippi State Has Higher FG%	10-1	4-0	94-19
Mississippi State Has Lower FG%	0-8	0-6	13-56
Equal Field Goal Percentage	0-0	0-0	1-1
Mississippi State Shoots Higher Than 40%	10-4	4-2	103-40
Mississippi State Shoots Lower Than 40%	0-5	0-4	5-36
Opponent Shoots Higher Than 40%	3-6	3-4	57-63
Opponent Shoots Lower Than 40%	7-3	1-2	51-13
Mississippi State Shoots Higher Than 50%	2-1	1-0	54-7
Opponent Shoots Higher Than 50%	0-2	0-0	8-21

FREE THROWS	OVR	SEC	BH
Mississippi State Attempts More FTs	7-8	3-6	75-23
Mississippi State Attempts Fewer FTs	2-1	0-0	29-53
Equal Free Throw Attempts	1-0	1-0	4-0
Mississippi State Makes More FTs	6-4	3-3	70-19
Mississippi State Makes Fewer FTs	3-5	1-3	36-55
Equal Free Throw Makes	1-0	0-0	3-2
Mississippi State Makes 15 or more FTs	4-4	2-3	52-23
Mississippi State Makes 20 or more FTs	1-0	0-0	18-3
Mississippi State Makes 25 or more FTs	0-0	0-0	8-1

O • OVERALL SEC • SEC BH • BEN HOWLAND ERA

ALL GAMES

SCORE BY PERIOD	1	2	OT	OT2	TOTAL
Mississippi State	612	699	15	15	1341
Opponents	559	649	15	23	1246

SEC GAMES

SCORE BY PERIOD	1	2	OT	OT2	TOTAL
Mississippi State	305	345	7	5	662
Opponents	306	359	7	10	682

MISSISSIPPI STATE PERFORMANCE LIST

DOUBLE-FIGURE SCORING	20-21	MSU CAREER
D.J. Stewart Jr.	17 • 10-7	31 • 21-10
Abdul Ado	2 • 1-1	22 • 13-9
Iverson Molinar	14 • 9-5	19 • 14-5
Tolu Smith	14 • 9-5	14 • 9-5
Jalen Johnson	6 • 5-1	6 • 5-1
Deivon Smith	3 • 2-1	3 • 2-1
Javian Davis	1 • 1-0	1 • 1-0
Quinten Post	1 • 1-0	1 • 1-0

10+ REBOUNDS	20-21	MSU CAREER
Abdul Ado	1 • 0-1	12 • 5-7
Tolu Smith	6 • 4-2	6 • 4-2
Quinten Post	1 • 0-1	1 • 0-1

DOUBLE-DOUBLES	20-21	MSU CAREER
Abdul Ado	-	5 • 2-3
Tolu Smith	5 • 4-1	5 • 4-1

30+ SCORING	20-21	CAREER
D.J. Stewart Jr.	1 • 0-1	1 • 0-1

20+ SCORING	20-21	CAREER
Iverson Molinar	6 • 5-1	7 • 6-1
D.J. Stewart Jr.	5 • 2-3	6 • 3-3
Tolu Smith	2 • 1-1	2 • 1-1

5+ ASSISTS	20-21	CAREER
Iverson Molinar	3 • 1-2	5 • 3-2
Deivon Smith	3 • 1-2	3 • 1-2
D.J. Stewart Jr.	2 • 2-0	3 • 2-1
Cameron Matthews	1 • 1-0	1 • 1-0

5+ BLOCKS	20-21	CAREER
Abdul Ado	1 • 1-0	6 • 5-1

5+ STEALS	20-21	CAREER
D.J. Stewart Jr.	1 • 0-1	1 • 0-1

MISSISSIPPI STATE RECORD BY STARTING LINEUP

1. Molinar • Stewart Jr. • Johnson • T. Smith • Ado	6-4
2. Molinar • Stewart Jr. • Matthews • T. Smith • Ado	3-2
3. D. Smith • Stewart Jr. • Matthews • T. Smith • Ado	1-2
4. D. Smith • Molinar • Stewart Jr. • T. Smith • Ado	0-1

GAMES AS LEADING SCORER	20-21	CAREER
D.J. Stewart Jr.	10 • 4-6	11 • 5-6
Iverson Molinar	7 • 5-2	8 • 6-2
Tolu Smith	4 • 1-3	4 • 1-3
Abdul Ado	-	2 • 2-0

• Stewart Jr. and T. Smith each had 12 PTS vs. Clemson • Stewart Jr. and T. Smith 20 PTS vs. Liberty

GAMES AS LEADING REBOUNDER	20-21	CAREER
Abdul Ado	7 • 4-3	29 • 19-10
Tolu Smith	14 • 7-7	14 • 7-7
Javian Davis	2 • 1-1	2 • 1-1
Iverson Molinar	1 • 1-0	1 • 1-0
D.J. Stewart Jr.	-	1 • 0-1

• Ado, Davis and Tolu Smith each had 7 REB vs. Dayton • Ado, Molinar and Tolu Smith each had 8 REB at Vanderbilt • Ado and Tolu Smith each had 7 REB vs. Iowa State.

LARGEST LEADS • DEFICITS • RUNS

	MSU LEAD	OPP LEAD	LARGEST MSU RUN
vs. Clemson	7	16	7-0 • 2x
vs. Liberty	4	13	7-0
Texas State	23	5	8-0
North Texas	13	-	11-0
Jackson State	30	5	16-0
vs. Dayton	8	6	7-0
Central Arkansas	19	-	8-0
Mississippi Valley State	39	2	11-0
at Georgia [SEC]	20	-	10-0
Kentucky [SEC]	9	8	8-0
No. 13 Missouri [SEC]	15	14	15-0
at Vanderbilt [SEC]	11	7	8-0
Texas A&M [SEC]	13	4	7-0
Florida [SEC]	11	4	12-0
Ole Miss [SEC]	4	20	7-0
at No. 18 Alabama [SEC]	6	11	7-0
at No. 18 Tennessee [SEC]	5	11	8-0
Iowa State	39	3	11-0
at Arkansas [SEC]	13	19	14-0

GAME-BY-GAME COMPARISON • MISSISSIPPI STATE/OPPONENT

DATE • OPPONENT	1ST	2ND • OT	SCORE • MARGIN	FGM-FGA	FG PCT	3PT	FT	REB • MARGIN	ASST	TO	BLK	STL	FOULS
11/25 • vs. Clemson	19-26	23-27	53-42 • -11	15-50 • 19-54	30.0 • 35.2	4-13 • 5-25	8-27 • 10-15	42-37 • +5	6/13	19/14	2/2	7/5	20/21
11/26 • vs. Liberty	41-40	32-44	84-73 • -11	27-47 • 28-53	57.4 • 52.8	4-10 • 19-39	15-19 • 9-14	29-19 • +10	17/22	13/7	4/3	3/3	16/17
11/30 • Texas State	26-24	42-27	68-51 • +17	25-58 • 17-53	43.1 • 32.1	9-23 • 4-15	9-12 • 13-18	46-27 • +19	17/7	15/7	7/2	2/6	20/14
12/04 • North Texas	29-20	40-43	69-63 • +6	26-54 • 20-56	48.1 • 35.7	1-10 • 7-23	16-22 • 16-20	38-34 • +4	6/11	10/9	7/0	4/2	21/18
12/08 • Jackson State	34-30	48-29	82-59 • +23	27-61 • 19-52	44.3 • 36.5	8-18 • 10-24	20-33 • 11-14	50-25 • +25	15/12	14/18	4/3	6/6	15/27
12/12 • vs. Dayton	33-25	31-39 • 18-21	85-82 • 2 OT • -3	34-75 • 29-55	45.3 • 52.7	5-17 • 8-22	9-22 • 19-26	33-32 • +1	13/18	14/17	2/4	8/5	21/16
12/16 • Central Arkansas	39-35	42-30	81-65 • +16	29-61 • 24-61	47.5 • 39.3	10-21 • 7-18	13-19 • 10-12	41-33 • +8	11/14	11/11	5/3	4/6	13/16
12/21 • Mississippi Valley State	42-25	45-23	87-48 • +39	33-59 • 17-55	55.9 • 30.9	9-23 • 10-39	12-22 • 4-5	47-24 • +23	19/11	13/16	2/1	9/5	13/19
12/30 • at Georgia [SEC]	41-27	42-46	83-73 • +10	29-66 • 26-65	43.9 • 40.0	12-27 • 9-25	13-18 • 12-18	42-41 • +1	16/16	12/15	7/2	8/4	17/17
01/02 • Kentucky [SEC]	35-30	26-31 • 12-17	78-73 • -5	26-69 • 32-77	37.7 • 41.6	5-15 • 11-21	16-23 • 3-8	48-46 • -2	17/18	16/18	7/10	10/10	14/17
01/05 • No. 13 Missouri [SEC]	27-39	51-24	78-63 • +15	28-54 • 26-58	51.9 • 44.8	3-6 • 5-18	19-21 • 6-6	37-22 • +15	11/15	11/8	5/3	6/6	10/19
01/09 • at Vanderbilt [SEC]	36-35	48-46	84-81 • +3	31-51 • 25-60	60.8 • 41.7	4-7 • 15-33	18-28 • 16-21	34-30 • +4	9/19	12/10	3/2	7/4	19/19
01/13 • Texas A&M [SEC]	33-23	22-33	56-55 • -1	22-51 • 23-53	43.1 • 43.4	5-14 • 3-10	6-10 • 7-9	32-27 • +5	11/8	15/11	6/3	6/7	13/11
01/16 • Florida [SEC]	32-29	40-40	72-69 • +3	29-60 • 25-61	48.3 • 41.0	1-8 • 5-19	13-24 • 14-16	47-26 • +21	14/11	15/11	6/7	6/5	15/17
01/19 • Ole Miss [SEC]	21-29	25-35	64-46 • -16	18-52 • 26-57	34.6 • 45.6	4-14 • 5-18	6-10 • 7-8	37-31 • -6	12/10	12/10	5/5	6/10	9/12
01/23 • at No. 18 Alabama [SEC]	35-40	38-41	81-73 • -8	27-61 • 28-61	44.3 • 45.9	4-14 • 14-34	15-17 • 11-13	36-32 • +4	7/21	16/15	5/6	13/13	12/12
01/26 • at No. 18 Tennessee [SEC]	23-26	30-30	56-53 • -3	17-52 • 20-54	32.7 • 37.0	3-13 • 3-19	16-23 • 13-18	42-30 • +12	7/15	18/11	4/6	9/8	20/18
01/30 • Iowa State	44-28	51-28	95-56 • +39	37-73 • 17-50	50.7 • 34.0	8-19 • 4-24	13-19 • 18-25	41-34 • +7	21/8	10/21	4/3	9/5	17/19
02/02 • at Arkansas [SEC]	22-28	23-33	61-45 • -16	15-49 • 23-64	30.6 • 35.9	5-19 • 2-17	10-18 • 13-14	45-34 • -11	10/13	26/17	4/6	9/10	18/16

BREAKDOWN • LINEUP COMBOS • MARGIN OF VICTORY • FG PERCENTAGE • LEADING/TRAILING/TIED AT HALFTIME

LINEUP COMBINATIONS

GAMES	RECORD	STARTING FIVE (G-G-F-F-F)	GAMES	RECORD	STARTING FIVE (G-G-F-F-F)
1-3	1-2	D. Smith • Stewart Jr. • Matthews • T. Smith • Ado	7-16	6-4	Molinar • Stewart Jr. • Johnson • T. Smith • Ado
4-6 • 17-18	3-2	Molinar • Stewart Jr. • Matthews • T. Smith • Ado	19	0-1	D. Smith • Molinar • Stewart Jr. • T. Smith • Ado

WINS • 10

+3 (2x • at VANDY • UF) • +6 (UNT) • +10 (at UGA) • +15 (#13 MIZZOU) • +16 (UCA) • +17 (TXST) • +23 (JSU) • +39 (2x • MVST • ISU) •

LOSSES • 9

-1 (A&M) • -3 (2x • vs. DAY • at #18 UT) • -5 (UK) • -8 (at #18 BAMA) • -11 (2x • vs. Clem • vs. LIB) • -16 (2x • OM • at ARK) •

MISSISSIPPI STATE FROM THE FIELD

30-39% FG: vs. CLEM (30.0) • UK (37.7) • OM (34.6) • at #18 UT (32.7) • at ARK (30.6) •
 40-49% FG: TXST (43.1) • UNT (48.1) • JSU (44.3) • vs. DAY (45.3) • UCA (47.5) • at UGA (43.9) • A&M (43.1) • UF (48.3) • at #18 BAMA (44.3) •
 50-59% FG: vs. LIB (57.4) • MVST (55.9) • #13 MIZZOU (51.9) • ISU (50.7) •
 60% + FG: at VANDY (60.8) •

OPPONENTS FROM THE FIELD

30% - FG:
 30-39% FG: vs. CLEM (35.2) • TXST (32.1) • UNT (35.7) • JSU (36.5) • UCA (39.3) • MVST (30.9) • at #18 UT (37.0) • ISU (34.0) • at ARK (35.9) •
 40-49% FG: at UGA (40.0) • UK (41.6) • #13 MIZZOU (44.8) • at VANDY (41.7) • A&M (43.4) • UF (41.0) • OM (45.6) • at #18 BAMA (45.9) •
 50-59% FG: vs. LIB (52.8) • vs. DAY (52.7) •
 60% + FG:

LEADING AT THE BREAK • 13 • 9-4

vs. LIB (+1 • L) • TXST (+2 • W) • UNT (+9 • W) • JSU (+4 • W) • vs. DAY (-3 • L) • UCA (+4 • W) • MVST (+17 • W) • UK (+5 • L) • at VANDY (+1 • W) • A&M (+10 • L) • UF (+3 • W) • ISU (+16 • W) •

TRAILING AT THE BREAK • 6 • 1-5

vs. CLEM (-7 • L) • #13 MIZZOU (-12 • W) • OM (-8 • L) • at #18 BAMA (-5 • L) • at #18 TENN (-3 • L) • at ARK (-6 • L) •

TIED AT THE BREAK • 0 • 0-0

SPECIALITY STATISTICS • MISSISSIPPI STATE-OPPONENT

OPPONENT	POINTS IN THE PAINT	POINTS OFF TURNOVERS	SECOND CHANCE POINTS	FAST BREAK POINTS	BENCH POINTS
11/25 • vs. Clemson	20-16	14-22	12-4	7-4	8-26
11/26 • vs. Liberty	42-18	8-13	8-4	12-0	7-23
11/30 • Texas State	30-18	17-14	15-6	6-12	24-18
12/04 • North Texas	44-22	10-10	12-13	13-1	20-18
12/08 • Jackson State	32-12	19-19	17-0	12-10	25-16
12/12 • vs. Dayton	46-34	18-20	13-2	14-13	10-5
12/16 • Central Arkansas	32-32	11-16	19-8	15-15	19-30
12/21 • Mississippi Valley State	38-6	19-3	17-2	28-7	27-3
12/30 • at Georgia [SEC]	26-30	22-9	13-5	13-9	17-21
01/02 • Kentucky [SEC]	24-30	19-17	10-18	11-11	11-33
01/05 • No. 13 Missouri [SEC]	36-38	19-15	17-4	9-14	10-11
01/09 • at Vanderbilt [SEC]	42-18	13-16	8-0	10-5	8-24
01/13 • Texas A&M [SEC]	26-36	12-19	16-9	7-8	12-24
01/16 • Florida [SEC]	52-30	10-11	18-4	11-11	7-7
01/19 • Ole Miss [SEC]	22-30	4-11	4-13	3-9	4-13
01/23 • at No. 18 Alabama [SEC]	38-26	18-18	8-7	8-16	13-13
01/26 • at No. 18 Tennessee [SEC]	18-32	15-23	10-9	5-4	11-18
01/30 • Iowa State	48-14	34-8	20-5	27-10	40-16
02/02 • at Arkansas [SEC]	12-34	4-25	8-14	4-16	19-9
TOTALS	628-476	286-289	245-127	215-175	292-328

SCORING BREAKDOWN • PERCENTAGE IN PARENTHESES

OPPONENT	BACK COURT	FRONT COURT	STARTERS	BENCH
11/25 • vs. Clemson	19 • 45.2	23 • 54.8	34 • 81.0	8 • 19.0
11/26 • vs. Liberty	37 • 50.7	36 • 49.3	66 • 90.4	7 • 9.6
11/30 • Texas State	33 • 48.5	35 • 51.5	44 • 64.7	24 • 35.3
12/04 • North Texas	45 • 65.2	24 • 34.8	49 • 71.0	20 • 29.0
12/08 • Jackson State	40 • 48.8	42 • 51.2	57 • 68.5	25 • 30.5
12/12 • vs. Dayton	54 • 65.9	28 • 34.1	72 • 87.8	10 • 12.2
12/16 • Central Arkansas	49 • 60.5	32 • 39.5	62 • 76.5	19 • 23.5
12/21 • Mississippi Valley State	54 • 62.1	33 • 37.9	60 • 69.0	27 • 31.0
12/30 • at Georgia [SEC]	67 • 80.7	16 • 19.3	66 • 79.5	17 • 20.5
01/02 • Kentucky [SEC]	52 • 71.2	21 • 28.8	62 • 84.9	11 • 15.1
01/05 • No. 13 Missouri [SEC]	53 • 67.9	25 • 32.1	68 • 87.2	10 • 12.8
01/09 • at Vanderbilt	54 • 64.3	30 • 35.7	76 • 90.5	8 • 8.5
01/13 • Texas A&M [SEC]	33 • 60.0	22 • 40.0	43 • 78.2	12 • 21.8
01/16 • Florida [SEC]	32 • 44.4	40 • 55.6	65 • 90.3	7 • 9.7
01/19 • Ole Miss [SEC]	30 • 65.2	16 • 34.8	42 • 91.3	4 • 8.7
01/23 • at No. 18 Alabama [SEC]	51 • 69.9	22 • 30.1	60 • 82.2	13 • 17.8
01/26 • at No. 18 Tennessee [SEC]	33 • 62.3	20 • 37.7	42 • 79.2	11 • 20.8
01/30 • Iowa State	59 • 62.1	36 • 37.9	55 • 57.9	40 • 42.1
02/02 • at Arkansas [SEC]	20 • 44.4	25 • 55.6	26 • 57.8	19 • 42.2
TOTALS	817 • 60.9	524 • 39.1	1049 • 78.2	292 • 21.8

SERIES HISTORY - MISSISSIPPI STATE VS. SOUTH CAROLINA

OVERALL: MSU • 23-16
LAST 10: TIED • 5-5

H: MSU • 13-4 • A: SC • 10-8 • N: T • 2-2
H: MSU • 4-1 • A: SC • 4-1 • N: 0-0

GAME-BY-GAME SINCE 1999-2000

OVERALL: MSU • 18-13

H: MSU • 10-3 • A: SC • 8-6 • N: TIED • 2-2

SEASON • DATE	SCORE	LOCATION
1999-2000 • 02/16/2000	L • 68-67	Columbia
2000-01 • 03/03/2001	W • 77-73	Starkville
2000-01 • 03/08/2001	L • 69-62	Nashville, TN
2001-02 • 03/02/2002	W • 64-57	Columbia
2002-03 • 01/22/2003	W • 64-48	Starkville
2003-04 • 02/11/2004	W • 79-75 • OT	Columbia
2004-05 • 01/22/2005	W • 73-65	Starkville
2005-06 • 02/11/2006	L • 83-61	Columbia
2005-06 • 03/09/2006	L • 59-44	Nashville, TN
2006-07 • 01/27/2007	L • 66-63	Starkville
2007-08 • 02/23/2008	W • 61-56 • OT	Columbia
2008-09 • 02/18/2009	W • 75-70	Starkville
2008-09 • 03/13/2009	W • 82-68	Tampa, FL
2009-10 • 02/27/2010	W • 76-63	Columbia
2010-11 • 03/05/2011	W • 60-58	Starkville
2011-12 • 02/29/2012	W • 69-67 • OT	Columbia
2012-13 • 01/09/2013	W • 56-54	Starkville
2012-13 • 03/06/2013	L • 79-72	Columbia
2012-13 • 03/13/2013	W • 70-59	Nashville, TN
2013-14 • 03/08/2014	L • 74-62	Starkville
2014-15 • 02/28/2015	L • 81-68	Columbia

UNDER BEN HOWLAND

OVERALL: TIED • 5-5

H: MSU • 4-1 • A: USC • 4-1 • N: 0-0

SEASON • DATE	SCORE	LOCATION
2015-16 • 01/26/2016	L • 84-74	Columbia
2015-16 • 02/27/2016	W • 68-58	Starkville
2016-17 • 02/11/2017	L • 77-73	Starkville
2016-17 • 02/28/2017	L • 63-57	Columbia
2017-18 • 01/31/2018	W • 81-76	Columbia
2017-18 • 02/24/2018	W • 72-68 • OT	Starkville
2018-19 • 01/08/2019	L • 87-82 • OT	Columbia
2018-19 • 02/23/2019	W • 76-61	Starkville
2019-20 • 02/19/2020	W • 79-76	Starkville
2019-20 • 03/03/2020	L • 83-71	Columbia
2020-21 • 02/06/2021		Columbia
2020-21 • 02/24/2021		Starkville

SERIES HISTORY DISCREPANCIES

GAME SCORES

SEASON • DATE	MSU	SC
1997-98 • 02/14/1998	L • 76-65	L • 74-63

GAME DATES

SEASON	MSU	SC
1991-92	01/25/1992	01/26/1992

INSIDE THE SOUTH CAROLINA SERIES

Last MSU win • 79-76 • 02/19/2020

Last SC win • 83-71 • 03/03/2020

Current streak • SC • 1

Longest MSU streak • 7 • 02/23/2008-01/09/2013

Longest SC streak • 3 • 3x • Last: 03/08/2014-01/26/2016

Most MSU points • 83 • 02/13/1993

Most SC points • 87 • 01/08/2019

Largest MSU win • +20 • 83-63 • 02/13/1993

Largest SC win • +22 • 83-61 • 02/11/2006

AT STARKVILLE • MSU LEADS 13-4

Last MSU win • 79-76 • 02/19/2020

Last SC win • 77-73 • 02/11/2017

Current streak • MSU • 3

Longest MSU streak • 4 • 01/02/1999-01/22/2005

Longest SC streak • 1 • 4x • Last: 02/11/2017

Most MSU points • 83 • 02/13/1993

Most SC points • 77 • 02/11/2017

Largest MSU win • +20 • 83-63 • 02/13/1993

Largest SC win • +12 • 74-62 • 03/08/2014

AT COLUMBIA • SC LEADS 10-8

Last MSU win • 81-76 • 01/31/2018

Last SC win • 83-71 • 03/03/2020

Current streak • SC • 2

Longest MSU streak • 3 • 02/23/2008-02/29/2012

Longest SC streak • 4 • 03/06/2013-02/28/2017

Most MSU points • 82 • 01/08/2019

Most SC points • 87 • 01/08/2019

Largest MSU win • +13 • 76-63 • 02/27/2010

Largest SC win • +22 • 83-61 • 02/11/2006

MSU POINTS

RANK	PTS	SCORE	DATE • LOCATION
1	83	83-61	02/13/1993 • Starkville
2	82	87-82	01/08/2019 • Columbia
	82	82-68	03/13/2009 • Tampa, FL
4	81	81-76	01/31/2018 • Columbia
5	79	79-76	02/19/2020 • Starkville
	79	79-75	02/11/2004 • Columbia

SOUTH CAROLINA POINTS

RANK	PTS	SCORE	DATE • LOCATION
1	87	87-82	01/08/2019 • Columbia
2	84	84-74	01/26/2016 • Columbia
3	83	83-71	03/03/2020 • Columbia
	83	83-61	02/11/2006 • Columbia
5	81	81-68	02/28/2015 • Columbia

MARGIN OF VICTORY

RANK	PTS	SCORE	DATE • LOCATION
1	20	83-63	02/13/1993 • Starkville
2	16	64-48	01/22/2003 • Starkville
3	15	71-56	01/03/1995 • Starkville
4	14	82-68	03/13/2009 • Tampa, FL
5	13	76-63	02/27/2010 • Columbia

MARGIN OF DEFEAT

RANK	PTS	SCORE	DATE • LOCATION
1	22	83-61	02/11/2006 • Columbia
2	15	59-44	03/09/2006 • Nashville, TN
3	13	81-68	02/28/2015 • Columbia
4	12	83-71	03/03/2020 • Columbia
	12	74-62	03/08/2014 • Starkville

• Mississippi State rode a balanced scoring effort as Abdul Ado, Tyson Carter and Robert Woodard II did the heavy lifting with 25 first-half points followed by Reggie Perry, D.J. Stewart Jr. and Nick Weatherspoon who piled up 36 second-half points during a 79-76 grind-it-out style of win over South Carolina at Humphrey Coliseum.

• The Bulldogs (17-9, 8-5 SEC) have won 13 of 17 meetings over South Carolina (16-10, 8-5 SEC) in Starkville. Six of the last seven outings between the two teams have been decided by six points or less.

• Weatherspoon played the role of floor general with a team-leading 18 points headed by an 8-for-9 effort at the free throw line. He dished out six assists, and the Bulldogs improved to 9-2 during Weatherspoon's career when he reached five-plus dimes.

• Stewart Jr. continued his hot streak and turned in double figures for the seventh time in the last nine outings. The redshirt freshman pumped in 14 of his 16 points fueled by a pair of crucial three-pointers during the second half.

• After providing the game-winner with under a second left at Arkansas last time out, Ado rattled home a SEC season's best 14 points on an efficient 5-of-6 shooting.

• It marked Ado's first game with double digit points since he tallied 12 points at LSU on Jan. 11. The Nigeria native also grabbed seven rebounds which allowed him to move into 28th place on the program's all-time list.

• Perry battled his way to his 14th double-double of his sophomore campaign with 10 points and a game-leading 10 rebounds. It marked the 23rd double-double of his career which is the most for a MSU player during his freshman and

sophomore seasons since Rickey Brown also collected 23 during the 1976-77 and 1977-78 seasons.

• Carter and Woodard II chipped in nine points apiece. Woodard II hauled down six rebounds whereas Carter tacked on three assists and a pair of steals. Iverson Molinar rounded out the scoring with three points on free throws for the Bulldogs.

• For the contest, MSU drained 23-of-46 shots from the field (50.0 percent), 5-of-12 shots from three-point range (41.7 percent) and 28-of-36 shots from the foul line (77.8 percent).

• The 50.0 shooting clip is a season-high for an SEC opponent versus South Carolina. Only No. 22 Houston has shot a higher percentage against the Gamecocks.

• The Bulldogs had 14 assists and committed 22 turnovers, while South Carolina totaled 17 assists and 15 turnovers. State claimed a 32-29 edge in the battle of the boards and equaled a season-high with 26 fastbreak points.

• South Carolina went 29-of-60 overall (48.3 percent), 4-of-17 on three-pointers (23.5 percent) and notched a 14-of-19 mark on foul shots (73.7 percent).

• The Gamecocks had three players register double figures headed by Maik Kotsar's solid all-around effort with 24 points, seven rebounds, four assists and three steals. Jermaine Cousinard and A.J. Lawson followed with 17 and 12 points, respectively.

FROM THE BENCH WITH COACH HOWLAND

"I'm so thankful to the good Lord. I can't express that enough. I'm very blessed. This group of kids are such tremendous fighters and are so tough. That is one of the most difficult teams in

the county to play against. You see how hot they are coming in here. They have won eight of 10 and six of their last seven. Frank [Martin] is an incredible coach. It is so hard to simulate them in our practice – the way they play, the way they deny everything and the way they get on top. I just thought it was a heck of a win for us against the hottest team in our league."

"I thought Abdul [Ado] in the first half was tremendous. He really did a good job the whole game. I thought Nick [Weatherspoon] really did a good job handling the pressure. It is so hard, you have nowhere to go. You have to put your head down and get to the rim. He made some big plays tonight, Nick Weatherspoon did. I thought Reggie [Perry] handled his composure really well. It is such a physical game. The best thing if you're a basketball fan is to not watch the ball, watch off the ball. There is so much physicality. This is the most physical team maybe in the country."

MOMENTS THAT MATTERED

• The opening 10 minutes of the contest was played within a single possession and featured a trio of ties along with five lead changes.

• Mississippi State used a 10-2 flurry over a 3:34 span to turn a 12-11 deficit into a 21-14 advantage with 9:07 remaining. The run was highlighted by Robert Woodard II trey courtesy of Nick Weatherspoon in transition coupled with a Weatherspoon midrange jumper and an Abdul Ado dunk from Weatherspoon.

• The Gamecocks countered with six straight points fueled by three Maik Kotsar baskets in the paint to bring the tally to 21-20 with 7:37 to go.

• Mississippi State turned to Ado who cancelled out Kotsar's rally with six consecutive points of his own. A nifty layup in traffic off an offensive rebound made it 27-20 at the 5:30 mark.

• The Bulldogs took a 36-27 edge into the locker room. The Ado-Carter-Woodard II trio secured 25 points and knocked down 9 of their 13 shot attempts.

• The Maroon and White stretched their lead out to double digits, 47-37, as Weatherspoon connected with D.J. Stewart Jr. for a dunk with 15:32 left.

• South Carolina trimmed the margin down to four points on two occasions at 48-44 with 12:02 remaining and at 62-58 with 5:22 on the clock. First, it was a Reggie Perry traditional three-point play followed by a Stewart Jr. left-wing transition triple that allowed the Bulldogs to weather the storms.

• The Stewart Jr. three-pointer kickstarted 10 of the next 12 points over a 2:56 span which allowed Mississippi State to equal its largest lead, 71-60 after a Weatherspoon layup with 2:26 to go.

• The Gamecocks wouldn't go away and worked their way back to within a point, 76-75, after a Jair Bolden three-point-er with seven seconds left.

• State kept its composure and dialed up an 8-for-10 clip at the free throw line to overcome five turnovers inside the last 67 seconds. Weatherspoon buried two clutch pairs, the later following the Bolden trey to put the lead back up to three points.

Official Basketball Box Score - Final													Game Time: 8:05 PM	
South Carolina vs Mississippi St.													Game Duration: 2:17	
02/19/20 Humphrey Coliseum, Starkville, MS														
South Carolina - 76 • 16-10 (8-5)														
##	Player		Total FG-FGA	3-Ptr FG-FGA	FT-FTA	Rebounds Off Def Tot	PF	TP	A	TO	Blk	Stl	Min	
20	Alanzo Frink	F	1-3	0-0	1-3	5 1 6	3	3	1	1	0	0	21:28	
21	Maik Kotsar	F	11-17	0-1	2-2	1 6 7	4	24	4	3	0	3	36:36	
24	Keyshawn Bryant	F	3-9	0-0	0-0	0 2 2	5	6	3	0	0	2	19:06	
00	A.J. Lawson	G	4-10	2-7	2-2	0 7 7	1	12	3	2	0	2	35:32	
5	Jermaine Cousinard	G	4-11	0-5	9-12	0 0 0	5	17	3	3	0	2	28:22	
15	Wildens Leveque		3-4	0-0	0-0	2 3 5	3	6	0	1	0	1	17:33	
12	Trae Hannibal		1-3	0-1	0-0	0 2 2	1	2	1	3	1	1	17:12	
52	Jair Bolden		2-3	2-3	0-0	0 0 0	1	6	1	1	0	0	12:39	
1	T.J. Moss		0-0	0-0	0-0	0 0 0	1	0	1	1	0	0	11:09	
14	Nathan Nelson		0-0	0-0	0-0	0 0 0	0	0	0	0	0	0	00:23	
Team						0 0 0				0				
Totals			29-60	4-17	14-19	8 21 29	24	76	17	15	1	11	200:00	
FG %		1st: 12-26 46.2%	2nd: 17-34 50.0%	Game: 29-60 48.3%										DeadBall
3PT %		1st: 1-7 14.3%	2nd: 3-10 30.0%	Game: 4-17 23.5%										Rebounds
FT %		1st: 2-3 66.7%	2nd: 12-16 75.0%	Game: 14-19 73.7%										2.0
Mississippi St. - 79 • 17-9 (8-5)														
##	Player		Total FG-FGA	3-Ptr FG-FGA	FT-FTA	Rebounds Off Def Tot	PF	TP	A	TO	Blk	Stl	Min	
1	Reggie Perry	F	2-8	0-1	6-7	1 9 10	3	10	2	7	1	1	34:17	
24	Abdul Ado	F	5-6	0-0	4-7	4 3 7	5	14	0	3	1	0	35:16	
0	Nick Weatherspoon	G	5-10	0-0	8-9	0 3 3	3	18	6	4	0	1	30:12	
3	D.J. Stewart Jr.	G	5-7	2-2	4-5	0 2 2	3	16	3	2	0	1	34:30	
12	Robert Woodard II	G	3-5	2-3	1-2	1 5 6	2	9	0	1	0	1	27:54	
23	Tyson Carter		3-9	1-6	2-2	0 3 3	2	9	3	5	0	2	26:40	
5	Iverson Molinar		0-1	0-0	3-4	0 1 1	0	3	0	0	0	0	08:35	
22	KeyShawn Feazell		0-0	0-0	0-0	0 0 0	0	0	0	0	0	0	02:36	
Team						0 0 0				0				
Totals			23-46	5-12	28-36	6 26 32	18	79	14	22	2	6	200:00	
FG %		1st: 11-25 44.0%	2nd: 12-21 57.1%	Game: 23-46 50.0%										DeadBall
3PT %		1st: 3-5 60.0%	2nd: 2-7 28.6%	Game: 5-12 41.7%										Rebounds
FT %		1st: 11-13 84.6%	2nd: 17-23 73.9%	Game: 28-36 77.8%										4.0
Officials: Doug Simons, Tony Greene, Will Howard														
Technical fouls: South Carolina - NONE Mississippi St. - NONE														
Attendance: 6281														
Score by periods				1st	2nd	Total								
South Carolina				27	49	76								
Mississippi St.				36	43	79								
							In Points	Off Paint	2nd T/O	Fast Chance	Break	Bench		
							USC	42	23	7	23	14		
							MST	28	18	4	26	12		

• Tyson Carter pumped in a game-leading 24 points, while Reggie Perry collected his 16th double-double of the season, but Mississippi State was handed an 83-71 setback by South Carolina at Colonial Life Arena.

• The victory for the Gamecocks (18-12, 10-7 SEC) gave the home team an 8-2 record over the last 10 meetings since the two teams became home-and-home opponents leading into the 2015-16 season.

• The 17 points allowed Perry to become the 17th player in program history to reach 500 points during a season as State (19-11, 10-7 SEC) nearly overcame an 18-point first half deficit and an 11-point second half hole.

• Perry made it three consecutive seasons for a MSU player to pile up at least 500 points during a season for the first time since Jeff Malone accomplished the feat during the 1980-81, 1981-82 and 1982-83 seasons.

• Perry pulled down a SEC career-high 16 rebounds to secure his 16th double-double of the season and added two assists over an efficient 26 minutes. He was charged with two opening half fouls and picked up his fourth foul with 16:53 left in the second half.

• After being saddled with three first-half fouls, Carter exploded for 17 of his 24 points in the second half. He was 7-of-10 shooting, drained 4-of-5 from three-point territory and was 6-of-7 at the foul line. He has amassed double figures in 12 of his 15 appearances.

• Robert Woodard II gave Mississippi State three players in double figures. He worked his way to 11 points, highlighted by eight in the first half, coupled with four rebounds and two steals.

• Nick Weatherspoon dialed up nine points and three rebounds whereas Abdul Ado tallied five points, five rebounds and three blocks.

• Iverson Molinar and D.J. Stewart Jr. rounded out the scoring for the Bulldogs. Molinar chipped in three points on free throws, while Stewart Jr. tacked on two points, three assists and two steals.

• For the contest, MSU limited to a 22-of-56 shooting clip from the field (39.3 percent), 5-of-14 on three's (35.7 percent) and notched 22-of-27 effort from the foul line (81.5 percent).

• State had 11 assists and 14 turnovers, while the Gamecocks handed out 20 assists versus seven turnovers. The Bulldogs grabbed 14 offensive rebounds en route to a 38-33 rebounding edge.

• South Carolina shot 32-of-66 overall (48.5 percent), 5-of-22 on three-pointers (45.5 percent) and 14-of-19 at the charity stripe (73.7 percent).

• Maik Kotsar fueled the Carolina's attack with 20 points on his Senior Night. Keyshawn Bryant followed with 12 points and seven rebounds, while A.J. Lawson came away with 12 points and three steals. Jermaine Cousinard impacted the game with eight points and distributed eight of his career-high 10 assists in the second half.

FROM THE BENCH WITH COACH HOWLAND

"Hats off to South Carolina. We weren't phenomenal tonight with all that was riding on this game tonight from our standpoint. They're really a good team when you look at how much they've improved from November to now. You don't want to play them."

"I thought we got off to great start tonight. Then, they go on a 20-0 and a 26-2 run. We did a great job fighting our way back in by getting down two at the half. But, to use all that energy and expend all that energy to be down so big and have to come back from that was really tough on us. I thought that the second half we got off to a slow start. It was their defense. Give them credit, they hurt us."

"We had some defensive mistakes, obviously, but give them credit. They're incredibly good and are so well-coached. I said going into this game to the media back in Starkville, I said playing Frank [Martin's] team is just like getting a root canal, but that really doesn't do it justice. Playing his team is like getting a dental implant."

MOMENTS THAT MATTERED

• Mississippi State built an 11-5 advantage during the opening 4:29 of the contest. The Bulldogs received baskets from Nick Weatherspoon on an and-one layup, a Reggie Perry layup off an offensive rebound and a Robert Woodard II two-hand dunk on a baseline drive.

• The Gamecocks turned the tables courtesy of 20 consecutive points and a 26-2 run over the next 6:08 where South Carolina connected on 11 of its 15 shot attempts.

• Jair Bolden got the Gamecocks rolling with a pair of three-pointers, and Maik Kotsar capped the flurry with back-to-back jumper to make it 31-13 with 9:01 left.

• Mississippi State dug deep and fired back with a 27-7 spurt of its own to close the half. Tyson Carter got the momentum going for the Bulldogs with seven consecutive points to bring the score to 35-22 with 7:11 remaining.

• State kept coming courtesy of a Perry buried a three-ball at the top of the key, a Weatherspoon midrange jumper and a Perry two-handed dunk from D.J. Stewart Jr. to get within 35-29 at the 4:57 mark.

• Iverson Molinar found Woodard II for a jam to bring the tally to 40-38 at halftime. Perry nearly registered a double-double with 11 points and nine rebounds playing around early foul trouble during the first half.

• Two points would be as close as Mississippi State would get as South Carolina settled back in with 10 of the first 14 points of the second 20 minutes. Consecutive jumpers by Keyshawn Bryant and Kotsar placed the Gamecocks up 50-42 with 16:32 to go.

• Trailing 65-54 at the 6:22 mark, Carter would knock down back-to-back treys and added a pair of free throws to ignite a stretch of eight of nine points for the Bulldogs. The free throws brought the deficit to 66-62 with 4:39 remaining.

• The Gamecocks weathered MSU's final push by hitting on seven consecutive field goals from the 7:13 mark to the 2:01 mark.

• At 66-62, Jermaine Cousinard delivered a clutch corner trey from Kotsar to extend the South Carolina's advantage back to seven. Then, A.J. Lawson provided an old fashioned three-point play to put the lead back into double figures, 76-66, with 2:26 left.

• The Gamecocks closed out the 12-point decision and converted on 5-of-6 at the foul line over the last 95 seconds.



Official Basketball Box Score -- Game Totals -- Final Statistics
Mississippi State vs South Carolina
03/03/20 6:31 p.m. at Columbia, S.C. (Colonial Life Arena)



Mississippi State 71 • 19-11 (10-7 SEC)

#	Player	Total		3-Ptr	Rebounds			PF	TP	A	TO	Blk	Stl	Min
		FG	F-GA		Off	Def	Tot							
01	Reggie Perry	5	13	1-1	6	7	13	4	17	2	2	1	0	26
24	Abdul Ado	2	3	0-0	1	2	3	5	2	5	1	0	3	1
00	Nick Weatherspoon	3	11	0-2	3	3	6	3	4	9	0	4	0	37
03	D.J. Stewart Jr.	1	7	0-2	0	0	1	2	3	2	3	1	0	2
12	Robert Woodard II	4	11	0-4	3	4	7	4	2	11	1	2	0	36
05	Iverson Molinar	0	1	0-0	3	4	7	1	2	3	2	1	0	1
22	KeyShawn Feazell	0	0	0-0	0	0	0	0	0	0	0	0	0	4
23	Tyson Carter	7	10	4-5	6	7	13	1	4	24	2	4	0	23
	Team				2	3	5							
	Totals	22	56	5-14	22	27	49	24	38	22	71	11	14	4

FG % 1st Half: 10-28 35.7% 2nd half: 12-28 42.9% Game: 22-56 39.3%
3FG % 1st Half: 2-4 50.0% 2nd half: 3-10 30.0% Game: 5-14 35.7%
FT % 1st Half: 16-18 88.9% 2nd half: 6-9 66.7% Game: 22-27 81.5%

South Carolina 83 • 18-12 (10-7 SEC)

#	Player	Total		3-Ptr	Rebounds			PF	TP	A	TO	Blk	Stl	Min
		FG	F-GA		Off	Def	Tot							
13	HENRY, Micalah	0	0	0-0	0	0	0	1	0	0	0	0	0	26
21	KOTSAR, Maik	9	22	0-0	2	2	4	2	1	20	4	2	1	37
24	BRYANT, Keyshawn	5	8	0-0	2	6	8	7	2	12	0	2	1	0
00	LAWSON, AJ	3	7	2-5	4	5	9	4	1	12	2	0	0	35
05	COUSINARD, Jermaine	3	8	1-3	1	2	3	5	2	8	10	0	0	29
01	MOSS, TJ	0	1	0-0	0	0	0	0	2	0	0	1	0	5
04	MCCREARY, Jalyne	2	5	0-0	1	3	4	4	5	0	0	0	0	10
12	HANNIBAL, Trae	2	3	0-0	2	2	4	1	3	6	1	1	1	13
15	LEVEQUE, Wildens	2	4	0-0	0	2	2	4	1	4	0	1	2	11
20	FRINK, Alanzo	3	4	0-0	2	3	5	1	2	4	8	1	0	1
52	BOLDEN, Jair	3	4	2-3	0	0	0	1	1	2	8	2	0	1
	Team				3	0	3							
	Totals	32	66	5-11	14	19	33	23	83	20	7	4	7	200

FG % 1st Half: 15-35 42.9% 2nd half: 17-31 54.8% Game: 32-66 48.5%
3FG % 1st Half: 3-7 42.9% 2nd half: 2-4 50.0% Game: 5-11 45.5%
FT % 1st Half: 7-9 77.8% 2nd half: 7-10 70.0% Game: 14-19 73.7%

Officials: Doug Shows, Ted Valentine, Mike Nance
Technical fouls: Mississippi State-None, South Carolina-None.
Attendance: 10889

Score by periods	1st	2nd	Total
Mississippi State	38	33	71
South Carolina	40	43	83

Last FG - MS 2nd-00:24, SC 2nd-02:01.
Largest lead - MS by 6 1st-15:31, SC by 18 1st-09:01.
MS led for 04:22, SC led for 33:44, Game was tied for 01:29.

Points	In Paint	Off T/O	2nd Chance	Fast Break	Bench
MS	28	9	9	6	27
SC	36	16	8	16	31

Score tied - 1 time.
Lead changed - 1 time.



2020-21 Mississippi St. Men's Basketball Combined Team Statistics All games

Page 1/1
as of Feb 03, 2021

Game Records

Record	Overall	Home	Away	Neutral
ALL GAMES	10-9	8-3	2-3	0-3
CONFERENCE	4-6	2-3	2-3	0-0
NON-CONFERENCE	6-3	6-0	0-0	0-3

Score by Periods

Team	1st	2nd	OT	TOT
Mississippi St.	612	699	30	1341
Opponents	559	649	38	1246

Team Box Score

					Total		3-Point		F-Throw		Rebounds													
No.	Player	GP-GS	MIN	AVG	FG-FGA	FG%	3FG-FGA	3FG%	FT-FTA	FT%	OFF	DEF	TOT	AVG	PF	DQ	A	TO	BLK	STL	PTS	AVG		
3	STEWART JR., D.J.	19-19	663:30	34.9	120-282	.426	28-78	.359	56-74	.757	11	52	63	3.3	31	0	48	52	3	26	324	17.1		
1	MOLINAR, Iverson	16-16	519:54	32.5	100-211	.474	23-46	.500	47-57	.825	5	60	65	4.1	30	0	46	40	2	19	270	16.9		
35	SMITH, Tolu	19-19	587:48	30.9	90-159	.566	0-0	.000	62-100	.620	68	91	159	8.4	51	2	20	41	17	10	242	12.7		
0	JOHNSON, Jalen	19-10	364:24	19.2	36-92	.391	24-62	.387	22-30	.733	6	32	38	2.0	17	0	9	12	4	7	118	6.2		
24	ADO, Abdul	19-19	525:27	27.7	39-76	.513	0-0	.000	22-32	.688	46	75	121	6.4	46	2	13	28	36	15	100	5.3		
5	SMITH, Deivon	19-4	388:51	20.5	30-96	.313	7-31	.226	14-20	.700	6	57	63	3.3	33	1	54	32	4	17	81	4.3		
32	POST, Quinten	17-0	151:37	8.9	24-52	.462	9-26	.346	2-6	.333	16	24	40	2.4	21	0	5	13	8	6	59	3.5		
2	DAVIS, Javian	15-0	229:51	15.3	17-46	.370	2-14	.143	15-39	.385	28	43	71	4.7	33	1	10	16	5	7	51	3.4		
20	FOUNTAIN, Derek	5-0	22:38	4.5	6-12	.500	3-7	.429	1-3	.333	2	5	7	1.4	1	0	0	2	1	0	16	3.2		
21	RUMPH, Justin	1-0	01:19	1.3	1-1	1.000	1-1	1.000	0-0	.000	0	1	1	1.0	0	0	0	0	0	0	3	3.0		
4	MATTHEWS, Cameron	19-8	372:55	19.6	21-50	.420	4-17	.235	6-24	.250	24	28	52	2.7	34	1	25	20	7	20	52	2.7		
55	MONTGOMERY, Keondre	5-0	19:48	4.0	4-13	.308	1-4	.250	0-0	.000	1	1	2	0.4	1	0	3	1	0	0	9	1.8		
11	GARCIA, Andersson	7-0	27:21	3.9	5-9	.556	2-3	.667	0-2	.000	3	3	6	0.9	2	0	3	3	1	3	12	1.7		
30	JUNKIN, Andrew	3-0	10:15	3.4	2-2	1.000	0-0	.000	0-0	.000	0	0	0	0.0	2	0	0	1	1	0	4	1.3		
25	STANSBURY, Isaac	2-0	03:20	1.7	0-0	.000	0-0	.000	0-0	.000	0	0	0	0.0	0	0	1	1	0	2	0	0.0		
33	MORRIS, Reggie	4-0	11:02	2.8	0-2	.000	0-2	.000	0-0	.000	0	1	1	0.3	1	0	1	1	0	0	0	0.0		
Team											31	28	59					9						
Total		19	3900		495-1103	.449	104-291	.357	247-387	.638	247	501	748	39.4	303	7	238	272	89	132	1341	70.6		
Opponents		19	3900		444-1099	.404	146-443	.330	212-280	.757	178	425	603	31.7	322	9	262	246	71	120	1246	65.6		

Team Statistics

	MSU	OPP
Scoring	1341	1246
Points per game	70.6	65.6
Scoring margin	+5.0	-
Field goals-att	495-1103	444-1099
Field goal pct	.449	.404
3 point fg-att	104-291	146-443
3-point FG pct	.357	.330
3-pt FG made per game	5.5	7.7
Free throws-att	247-387	212-280
Free throw pct	.638	.757
F-Throws made per game	13.0	11.2
Rebounds	748	603
Rebounds per game	39.4	31.7
Rebounding margin	+7.6	-
Assists	238	262
Assists per game	12.5	13.8
Turnovers	272	246
Turnovers per game	14.3	12.9
Turnover margin	-1.4	-
Assist/turnover ratio	0.9	1.1
Steals	132	120
Steals per game	6.9	6.3
Blocks	89	71
Blocks per game	4.7	3.7
Winning streak	0	-
Home win streak	1	-
Attendance	13430	12385
Home games-Avg/Game	11-1221	5-2477
Neutral site-Avg/Game	-	3-0

Team Results

Date	Opponent		Score	Att.
11/25/2020	vs Clemson	L	42-53	0
11/26/2020	vs Liberty	L	73-84	0
11/30/2020	Texas St.	W	68-51	1664
12/04/2020	North Texas	W	69-63	1877
12/08/2020	Jackson St.	W	82-59	1889
12/12/2020	vs Dayton	Lot2	82-85	0
12/16/2020	Central Ark.	W	81-65	1000
12/21/2020	Mississippi Val.	W	87-48	1000
12/30/2020	at Georgia	W	83-73	1638
01/02/2021	Kentucky	Lot2	73-78	1000
01/05/2021	Missouri	W	78-63	1000
01/09/2021	at Vanderbilt	W	84-81	101
01/13/2021	Texas A&M	L	55-56	1000
01/16/2021	Florida	W	72-69	1000
01/19/2021	Ole Miss	L	46-64	1000
01/23/2021	at Alabama	L	73-81	2055
01/26/2021	at Tennessee	L	53-56	4191
01/30/2021	Iowa St.	W	95-56	1000
02/02/2021	at Arkansas	L	45-61	4400



2020-21 Mississippi St. Men's Basketball Combined Team Statistics In Conference games

Page 1/1
as of Feb 03, 2021

Game Records

Record	Overall	Home	Away	Neutral
ALL GAMES	4-6	2-3	2-3	0-0
CONFERENCE	4-6	2-3	2-3	0-0
NON-CONFERENCE	0-0	0-0	0-0	0-0

Score by Periods

Team	1st	2nd	OT	TOT
Mississippi St.	305	345	12	662
Opponents	306	359	17	682

Team Box Score

No.	Player				Total		3-Point		F-Throw		Rebounds											
		GP-GS	MIN	AVG	FG-FGA	FG%	3FG-FGA	3FG%	FT-FTA	FT%	OFF	DEF	TOT	AVG	PF	DQ	A	TO	BLK	STL	PTS	AVG
1	MOLINAR, Iverson	10-10	339:07	33.9	58-131	.443	11-22	.500	35-40	.875	1	40	41	4.1	19	0	26	30	0	11	162	16.2
3	STEWART JR., D.J.	10-10	362:41	36.3	59-150	.393	9-40	.225	34-40	.850	5	29	34	3.4	18	0	26	29	3	19	161	16.1
35	SMITH, Tolu	10-10	325:57	32.6	43-80	.538	0-0	.000	29-46	.630	32	49	81	8.1	26	1	12	27	10	8	115	11.5
20	FOUNTAIN, Derek	1-0	09:37	9.6	2-7	.286	2-5	.400	1-3	.333	1	3	4	4.0	1	0	0	2	1	0	7	7.0
24	ADO, Abdul	10-10	319:32	32.0	22-43	.512	0-0	.000	13-19	.684	25	40	65	6.5	18	0	7	11	24	10	57	5.7
0	JOHNSON, Jalen	10-8	199:53	20.0	17-46	.370	13-33	.394	10-16	.625	4	14	18	1.8	10	0	5	7	2	6	57	5.7
5	SMITH, Deivon	10-1	192:33	19.3	17-52	.327	5-14	.357	6-10	.600	3	26	29	2.9	23	1	25	15	2	10	45	4.5
4	MATTHEWS, Cameron	10-1	162:28	16.2	11-27	.407	1-9	.111	3-12	.250	11	16	27	2.7	14	0	6	10	3	9	26	2.6
32	POST, Quinten	9-0	70:41	7.9	8-19	.421	5-13	.385	0-0	.000	7	15	22	2.4	10	0	1	9	5	4	21	2.3
2	DAVIS, Javian	6-0	67:31	11.3	5-10	.500	0-1	.000	1-6	.167	8	13	21	3.5	8	0	5	6	2	3	11	1.8
Team											18	21	39					7				
Total		10	2050		242-565	.428	46-137	.336	132-192	.688	115	266	381	38.1	147	2	113	153	52	80	662	66.2
Opponents		10	2050		254-610	.416	72-214	.336	102-131	.779	104	234	338	33.8	155	2	146	126	50	77	682	68.2

Team Statistics

	MSU	OPP
Scoring	662	682
Points per game	66.2	68.2
Scoring margin	-2.0	-
Field goals-att	242-565	254-610
Field goal pct	.428	.416
3 point fg-att	46-137	72-214
3-point FG pct	.336	.336
3-pt FG made per game	4.6	7.2
Free throws-att	132-192	102-131
Free throw pct	.688	.779
F-Throws made per game	13.2	10.2
Rebounds	381	338
Rebounds per game	38.1	33.8
Rebounding margin	+4.3	-
Assists	113	146
Assists per game	11.3	14.6
Turnovers	153	126
Turnovers per game	15.3	12.6
Turnover margin	-2.7	-
Assist/turnover ratio	0.7	1.2
Steals	80	77
Steals per game	8.0	7.7
Blocks	52	50
Blocks per game	5.2	5.0
Winning streak	0	-
Home win streak	0	-
Attendance	5000	12385
Home games-Avg/Game	5-1000	5-2477
Neutral site-Avg/Game	-	0-0

Team Results

Date	Opponent		Score	Att.
12/30/2020	at Georgia	W	83-73	1638
01/02/2021	Kentucky	Lot2	73-78	1000
01/05/2021	Missouri	W	78-63	1000
01/09/2021	at Vanderbilt	W	84-81	101
01/13/2021	Texas A&M	L	55-56	1000
01/16/2021	Florida	W	72-69	1000
01/19/2021	Ole Miss	L	46-64	1000
01/23/2021	at Alabama	L	73-81	2055
01/26/2021	at Tennessee	L	53-56	4191
02/02/2021	at Arkansas	L	45-61	4400

2020-21 BOX SCORES

Game 5 • Mississippi State 82, Jackson State 59 12/08/2020 • Starkville, Mississippi • Humphrey Coliseum

Official Basketball Box Score - Final
Jackson St. vs Mississippi St.
12/08/20 Humphrey Coliseum, Starkville, MS

Game Time: 8:05 PM
Game Duration: 2:11

Jackson St. - 59 • 0-1

##	Player	Total FG/FGA	3-Ptr FG/FGA	FT-FTA	Rebounds Off Def Tot	PF TP	A TO Blk Stl	Min
1	Darius Hicks	F 4-12	0-0	2-2	0 3 3	4 10	1 1 1 1	23:37
15	Hezekiah Quinlan	C 2-5	2-4	1-2	0 2 2	5 7	0 1 0 0	24:29
3	Jonas James	G 2-5	1-3	4-4	0 6 6	2 9	3 3 0 1	27:58
4	Tristan Jarrett	G 6-15	3-6	2-2	0 2 2	1 17	3 3 0 0	32:30
10	Cainan McClelland	G 0-4	0-3	0-0	1 0 1	2 0	1 3 0 1	20:46
5	Calvin Temple	3-7	2-3	0-0	2 1 3	2 8	1 3 1 1	21:38
12	Darrian Wilson	1-2	1-2	0-0	0 2 2	4 3	1 0 0 0	20:51
14	Wesley Taylor	0-2	0-0	0-0	0 0 0	5 0	1 2 1 0	07:46
2	Ken Evans	1-5	1-2	1-2	0 3 3	2 4	1 1 0 0	15:18
0	Demarion Bariffe-Smith	0-0	0-0	1-2	0 0 0	0 1	0 0 0 0	02:49
24	Jalani Bell	0-1	0-1	0-0	0 0 0	0 0	0 0 0 0	01:09
25	Darryl Jordan	0-0	0-0	0-0	2 0 0	0 0	0 0 0 1	01:09
Team		19-52	10-24	11-14	5 20 25	27 59	12 18 3 6	200:00
Totals		FG % 1st: 10-23 43.5%	2nd: 9-29 31.0%	Game: 19-52 36.5%	DeadBall Rebounds 0,1			
3PT % 1st: 7-14 50.0%		2nd: 3-10 30.0%	Game: 10-24 41.7%					
FT % 1st: 3-4 75.0%		2nd: 8-10 80.0%	Game: 11-14 78.6%					

Mississippi St. - 82 • 3-2

##	Player	Total FG/FGA	3-Ptr FG/FGA	FT-FTA	Rebounds Off Def Tot	PF TP	A TO Blk Stl	Min
4	Cameron Matthews	F 1-4	0-0	0-2	2 2 4	0 2	2 2 1 1	20:28
24	Abdul Ado	F 1-3	0-0	2-2	3 5 8	3 4	2 1 1 0	21:29
35	Tolu Smith	G 8-12	0-0	3-5	2 19 1	1 1	0 0 0 0	24:17
1	Iverson Molinar	G 8-12	5-7	0-0	0 5 5	2 21	4 2 0 1	29:22
3	D.J. Stewart Jr.	G 3-8	1-2	4-4	0 0 0	0 2	1 1 0 0	27:58
5	Deivon Smith	1-8	0-2	3-4	0 5 5	0 5	2 2 0 2	17:16
2	Javian Davis	1-2	1-2	8-14	4 1 5	4 11	1 2 0 1	18:26
0	Jalen Johnson	1-4	1-2	0-0	0 2 2	0 3	0 0 0 1	12:39
32	Quinten Post	0-3	0-1	0-0	2 0 2	1 0	0 0 0 0	10:10
11	Andersson Garcia	1-2	0-1	0-2	1 1 2	0 2	0 1 1 0	06:11
55	Keondre Montgomery	0-0	0-0	0-0	0 1 1	0 0	1 0 0 0	04:17
20	Derek Fountain	1-2	0-1	0-0	1 0 1	0 2	0 0 0 0	02:49
30	Andrew Junkin	1-1	0-0	0-0	0 0 0	1 2	0 1 0 0	02:49
33	Reggie Morris	0-0	0-0	0-0	0 0 0	0 0	0 0 0 0	02:49
Team		27-61	8-18	20-33	20 30 50	15 82	15 14 4 6	200:00
Totals		FG % 1st: 11-32 34.4%	2nd: 16-29 55.2%	Game: 27-61 44.3%	DeadBall Rebounds 6,1			
3PT % 1st: 5-9 55.6%		2nd: 3-9 33.3%	Game: 8-18 44.4%					
FT % 1st: 7-14 50.0%		2nd: 13-19 68.4%	Game: 20-33 60.6%					

Officials: Chuck Jones, Owen Shortt, Todd Austin
Technical fouls: Jackson St. - NONE Mississippi St. - NONE
Attendance: 1889

Score by periods	1st	2nd	Total
Jackson St.	30	29	59
Mississippi St.	34	48	82

Last FG - JSU 2nd-0:11, MSU 2nd - 0:04.
Largest lead - JSU by 5 1st - 1:22, MSU by 30 2nd - 6:53
JSU led for 9:46, MSU led for 26:56, Game was tied for 03:18

Score tied - 2 times.
Lead changed - 8 times.

Game 7 • Mississippi State 81, Central Arkansas 65 12/16/2020 • Starkville, Mississippi • Humphrey Coliseum

Official Basketball Box Score - Final
Central Arkansas vs Mississippi State
12/16/20 Humphrey Coliseum, Starkville, MS

Game Time: 8:01 PM
Game Duration: 2:00

Central Arkansas - 65 • 0-6

##	Player	Total FG/FGA	3-Ptr FG/FGA	FT-FTA	Rebounds Off Def Tot	PF TP	A TO Blk Stl	Min
23	Samsom George	F 2-8	0-0	2-2	1 3 4	2 6	2 0 1 1	28:00
24	Jared Chatham	F 1-7	0-2	0-0	1 2 3	1 2	0 0 0 1	16:51
1	Rylan Bergersen	G 5-12	1-1	4-6	1 1 2	3 15	5 0 0 3	36:43
4	Khallem Bennett	G 1-3	0-0	0-0	0 0 0	4 2	1 1 0 0	22:36
55	Deandre Jones	G 4-9	2-5	0-0	0 3 3	2 10	4 6 0 1	32:01
13	Eddy Kayouloud	8-11	2-3	2-2	1 5 6	2 20	1 2 0 1	26:03
34	Jaxson Baker	1-4	1-4	0-0	0 1 1	0 3	0 0 0 0	13:58
0	SK Shittu	1-4	0-1	2-2	2 4 6	2 4	1 0 0 0	12:13
5	Masai Olowokere	1-3	1-2	0-0	2 0 2	0 3	0 1 0 0	09:15
32	Churchill Bounds	0-0	0-0	0-0	0 0 0	0 0	0 0 0 0	01:47
20	Brendan Simmons	0-0	0-0	0-0	0 0 0	0 0	0 0 0 0	01:24
21	Jonas Munson	0-0	0-0	0-0	0 0 0	0 0	0 0 0 0	01:09
Team		24-61	7-18	10-12	11 22 33	16 65	14 11 3 6	200:00
Totals		FG % 1st: 13-28 46.4%	2nd: 11-33 33.3%	Game: 24-61 39.3%	DeadBall Rebounds 0,0			
3PT % 1st: 4-9 44.4%		2nd: 3-9 33.3%	Game: 7-18 38.9%					
FT % 1st: 5-5 100.0%		2nd: 5-7 71.4%	Game: 10-12 83.3%					

Mississippi State - 81 • 4-3

##	Player	Total FG/FGA	3-Ptr FG/FGA	FT-FTA	Rebounds Off Def Tot	PF TP	A TO Blk Stl	Min
24	Abdul Ado	F 3-5	0-0	0-1	2 3 5	2 6	0 2 2 1	23:31
35	Tolu Smith	F 4-7	0-0	2-4	4 6 10	3 10	0 1 0 0	28:07
0	Jalen Johnson	G 3-8	3-5	6-6	0 3 3	1 15	0 0 1 0	28:55
1	Iverson Molinar	G 5-13	2-4	2-4	1 2 3	3 14	1 3 0 2	25:38
3	D.J. Stewart Jr.	G 7-13	3-7	0-0	0 6 6	2 17	5 2 0 1	35:17
2	Javian Davis	3-6	0-0	3-4	3 5 8	1 9	0 0 0 0	21:34
5	Deivon Smith	0-3	0-2	0-0	0 1 1	0 0	2 2 0 0	14:58
4	Cameron Matthews	2-2	1-1	0-0	0 2 2	1 5	2 1 1 0	13:48
32	Quinten Post	1-2	0-0	0-0	1 0 1	0 2	0 0 0 0	04:24
11	Andersson Garcia	1-1	1-1	0-0	0 0 0	0 3	0 0 0 0	01:24
55	Keondre Montgomery	0-1	0-0	0-0	0 0 0	0 0	1 0 0 0	01:24
Team		29-61	10-21	13-19	13 28 41	13 81	11 11 5 4	200:00
Totals		FG % 1st: 15-33 45.5%	2nd: 14-28 50.0%	Game: 29-61 47.5%	DeadBall Rebounds 3,0			
3PT % 1st: 4-9 44.4%		2nd: 6-12 50.0%	Game: 13-21 61.9%					
FT % 1st: 5-6 83.3%		2nd: 8-13 61.5%	Game: 13-19 68.4%					

Officials: Todd Austin, Patrick Evans, Hunter Allen
Technical fouls: Central Arkansas - NONE Mississippi State - NONE
Attendance: 1000

Score by periods	1st	2nd	Total
Central Arkansas	35	30	65
Mississippi State	39	42	81

Last FG - UCA 2nd-0:41, MSU 2nd - 0:27.
Largest lead - UCA by 0 1st - 20:00, MSU by 19 2nd - 2:15
UCA led for 0:00, MSU led for 38:58, Game was tied for 03:02

Points	In	Off	2nd	Fast
Paint	T/O	Chance	Break	Bench
UCA	32	16	8	15
MSU	32	11	19	15

Score tied - 4 times.
Lead changed - 0 times.

Game 6 • Dayton 85, Mississippi State 82 • 20T 12/12/2020 • Atlanta, Georgia • State Farm Arena

Official Basketball Box Score - Final
Mississippi St. vs Dayton
12/12/20 State Farm Arena, Atlanta

Game Time: 2:00 PM
Game Duration: 2:46

Mississippi St. - 82 • 3-3

##	Player	Total FG/FGA	3-Ptr FG/FGA	FT-FTA	Rebounds Off Def Tot	PF TP	A TO Blk Stl	Min
4	Cameron Matthews	F 2-5	0-0	1-4	2 0 2	5 5	1 0 1 2	35:55
24	Abdul Ado	F 1-3	0-0	0-0	2 5 7	5 2	0 1 0 1	30:59
35	Tolu Smith	F 5-10	0-0	3-7	4 3 7	5 13	0 3 0 0	31:29
1	Iverson Molinar	G 10-23	0-5	0-0	1 2 3	3 20	7 2 1 2	43:12
3	D.J. Stewart Jr.	G 13-22	3-5	3-5	0 2 2	0 32	2 3 0 0	46:45
2	Javian Davis	1-7	0-2	0-4	4 3 7	1 2	0 2 0 1	26:14
0	Jalen Johnson	0-0	0-0	0-0	0 0 0	0 0	0 0 0 0	05:33
5	Deivon Smith	0-0	0-0	2-2	0 1 1	1 2	3 3 0 1	18:52
32	Quinten Post	2-5	2-4	0-0	1 0 1	1 6	0 0 0 1	11:01
Team		34-75	5-17	9-22	16 17 33	21 82	13 14 2 8	250:00
Totals		FG % 1st: 13-30 43.3%	2nd: 13-29 44.8%	OT: 8-16 50.0%	Game: 34-75 45.3%	DeadBall Rebounds 11,4		
3PT % 1st: 2-7 28.6%		2nd: 2-6 33.3%	OT: 1-4 25.0%	Game: 5-17 29.4%				
FT % 1st: 5-11 45.5%		2nd: 3-7 42.9%	OT: 1-4 25.0%	Game: 9-22 40.9%				

Dayton - 85 • 3-1

##	Player	Total FG/FGA	3-Ptr FG/FGA	FT-FTA	Rebounds Off Def Tot	PF TP	A TO Blk Stl	Min
40	Chase Johnson	F 6-8	1-1	2-2	1 6 7	1 15	3 2 0 0	47:55
32	Jordy Tshimanga	C 2-3	0-1	2-5	1 5 6	3 6	0 1 1 2	27:19
0	Rodney Chatman	G 6-9	0-2	3-4	0 2 2	5 15	4 4 0 2	37:42
2	Ibi Watson	G 5-12	3-8	8-9	0 4 4	1 21	5 2 2 0	48:22
10	Jalen Crutcher	G 8-18	3-8	4-6	0 2 2	1 23	4 6 0 0	50:00
14	Moulaye Sissoko	1-3	0-0	0-0	1 2 3	1 2	0 2 0 0	09:56
23	R.J. Blakney	1-2	1-2	0-0	0 3 3	4 3	2 0 1 1	28:46
Team		29-55	8-22	19-26	5 27 32	16 85	18 17 4 5	250:00
Totals		FG % 1st: 10-23 43.5%	2nd: 13-24 54.2%	OT: 6-8 75.0%	Game: 29-55 52.7%	DeadBall Rebounds 7,0		
3PT % 1st: 2-9 22.2%		2nd: 3-10 30.0%	OT: 3-3 100.0%	Game: 8-22 36.4%				
FT % 1st: 3-4 75.0%		2nd: 10-13 76.9%	OT: 6-9 66.7%	Game: 19-26 73.1%				

Officials: Ray Nelli, Marques Pettigrow, Steve Anderson
Technical fouls: Mississippi St. - NONE Dayton - NONE
Attendance: 0

Score by periods	1st	2nd	OT	Total
Mississippi St.	33	31	18	82
Dayton	25	39	21	85

Last FG - MSU 0T-0:03, Dayton 0T - 0:02.
Largest lead - MSU by 6 1st - 4:30, Dayton by 6 2nd - 3:11
MSU led for 30:58, Dayton led for 12:34, Game was tied for 06:28

Score tied - 11 times.
Lead changed - 19 times.

Game 8 • Mississippi State 87, Mississippi Valley State 48 12/21/2020 • Starkville, Mississippi • Humphrey Coliseum

Official Basketball Box Score - Final
Mississippi Valley State vs Mississippi State
12/21/20 Humphrey Coliseum, Starkville, MS

Game Time: 7:10 PM
Game Duration: 1:57

Mississippi Valley State - 48 • 0-8

#	Player		Total FGA	3-Ptr FGA	FT-FTA	Rebounds Off Def Tot	PF	TP	A	To	Blk	Stl	Min
13	Ronald Williams	F	0-2	0-0	0-0	2 1 3	5	0	1	1	1	0	20:35
0	Treyhan Smith	F	1-9	0-8	0-0	0 1 1	3	2	3	3	0	1	33:16
3	Caleb Hunter	G	4-12	2-7	0-0	1 1 2	2	10	3	3	0	1	33:36
10	Devon Gordon	G	5-13	3-11	3-3	1 5 6	2	16	2	3	0	0	34:14
11	Terry Collins	G	6-13	5-11	0-0	0 2 2	3	17	2	3	0	3	34:40
23	Donaldson Fanor		0-0	0-0	0-0	0 3 3	3	0	0	0	0	0	16:09
1	Alexander Perry		0-4	0-2	1-2	0 2 2	0	1	0	3	0	0	08:38
5	Quavon Blackwood		1-1	0-0	0-0	0 0 0	0	2	0	1	0	0	07:47
21	Quironen Walden		0-1	0-0	0-0	2 0 2	1	0	0	0	0	0	11:05
Team						2 1 3			1				
Totals			17-55	10-39	4-5	8 16 24	19	48	11	16	1	5	200:00
FG % 1st: 9-27 33.3% 2nd: 8-28 28.6% Game: 17-55 30.9%													
3PT % 1st: 4-17 23.5% 2nd: 6-22 27.3% Game: 10-39 25.6%													
FT % 1st: 3-3 100.0% 2nd: 1-2 50.0% Game: 4-5 80.0%													
													DeadBall Rebounds 0.1

2020-21 BOX SCORES

Game 17 • No. 18/17 Tennessee 56, Mississippi State 53 01/26/2021 • Knoxville, Tennessee • Thompson-Boling Arena

Official Basketball Box Score - Final

Mississippi State vs Tennessee

01/26/21 Thompson-Boling Arena, Knoxville, Tenn.

Game Time: 7:01 PM
Game Duration: 2:10

Mississippi State - 53 • 9-8 (4-5)

##	Player		Total FG/FGA	3-Ptr FG/FGA	FT-FTA	Rebounds Off Def Tot	PF	TP	A	TO	Blk	Stl	Min
4	Cameron Matthews	F	1-3	0-1	2-5	0 2 2	2	4	0	2	1	1	31:02
24	Abdul Ado	F	2-5	0-0	2-5	7 5 12	1	6	0	4	1	1	32:17
35	Tolu Smith	F	0-3	0-0	5-6	2 4 6	5	5	0	5	0	1	23:54
1	Iverson Molinar	G	6-12	2-3	2-2	0 3 3	3	16	1	2	0	1	24:18
3	D.J. Stewart Jr.	G	4-13	0-2	3-3	0 0 0	3	11	1	1	0	1	36:06
5	Deivon Smith		2-9	0-3	2-2	1 3 4	3	6	5	2	0	1	22:46
2	Javian Davis		0-1	0-0	0-0	0 1 1	2	0	0	1	0	0	04:50
0	Jalen Johnson		0-2	0-0	0-0	0 1 1	0	0	0	0	0	1	08:23
32	Quinten Post		2-4	1-2	0-0	3 7 10	1	5	0	1	2	2	16:24
Team						2 1 3							
Totals			17-52	3-13	16-23	15 27 42	20	53	7	18	4	9	200:00
FG % 1st: 9-27 33.3% 2nd: 8-25 32.0% Game: 17-52 32.7%			3PT % 1st: 1-8 12.5% 2nd: 2-5 40.0% Game: 3-13 23.1%			FT % 1st: 4-6 66.7% 2nd: 12-17 70.6% Game: 16-23 69.6%			DeadBall Rebounds 5, 1				

Tennessee - 56 • 11-3 (5-3)

##	Player		Total FG/FGA	3-Ptr FG/FGA	FT-FTA	Rebounds Off Def Tot	PF	TP	A	TO	Blk	Stl	Min
10	John Fulkerson	F	1-3	0-1	2-3	2 2 4	2	4	2	1	1	0	29:09
35	Vyes Pons	F	6-9	0-2	1-1	1 1 2	5	13	0	0	1	0	21:39
5	Josiah-Jordan James	G	2-7	1-6	0-0	1 2 3	2	5	1	0	0	1	27:59
25	Santiago Vescovi	G	2-8	2-7	2-2	1 6 7	2	8	2	3	0	4	31:35
45	Keon Johnson	G	3-6	0-0	2-4	0 1 1	0	8	2	2	2	3	24:29
13	Oliver Nkamhoua		2-4	0-0	1-2	3 1 4	2	5	1	0	0	0	12:19
11	Jaden Springer		3-7	0-0	3-4	2 2 4	3	9	5	4	1	0	25:10
12	Victor Bailey Jr.		0-5	0-3	2-2	0 0 0	0	2	2	1	1	0	14:57
55	E.J. Anosike		1-5	0-0	0-0	0 3 3	2	2	0	0	0	0	12:43
Team						0 2 2							
Totals			20-54	3-19	13-18	10 20 30	18	56	15	11	6	8	200:00
FG % 1st: 8-26 30.8% 2nd: 12-28 42.9% Game: 20-54 37.0%			3PT % 1st: 1-11 9.1% 2nd: 2-8 25.0% Game: 3-19 15.8%			FT % 1st: 9-12 75.0% 2nd: 4-6 66.7% Game: 13-18 72.2%			DeadBall Rebounds 1, 2				

Officials: Chuck Jones, Michael Stephens, Bart Lenox
Technical fouls: Mississippi State - NONE; Tennessee - NONE
Attendance: 4191

Score by periods	1st	2nd	Total
Mississippi State	23	30	53
Tennessee	26	30	56

Last FG - MSU 2nd-0:02, TENN 2nd - 0:12
Largest lead - MSU by 5 2nd - 13:31, TENN by 11 1st - 13:04
MSU led for 10:06, TENN led for 23:55, Game was tied for 05:59

	In	Off	2nd	Fast
Points	Paint	T/O	Chance	Break
MSU	18	15	10	5
TENN	32	23	9	4

Score tied - 6 times.
Lead changed - 2 times.

Game 19 • Arkansas 61, Mississippi State 45 02/02/2021 • Fayetteville, Arkansas • Bud Walton Arena

Official Basketball Box Score - Final

Mississippi State vs Arkansas

02/02/21 Bud Walton Arena, Fayetteville, Ark.

Game Time: 8:00 PM

Game Duration: 1:57

Mississippi State - 45 • 10-9 (4-6)

##	Player		Total FG/FGA	3-Ptr FG/FGA	FT-FTA	Rebounds Off Def Tot	PF	TP	A	TO	Blk	Stl	Min
24	Abdul Ado	F	1-4	0-0	0-0	0 1 1	0	2	0	0	2	0	22:53
35	Tolu Smith	F	3-8	0-0	4-8	2 3 5	1	10	1	5	0	1	34:17
1	Iverson Molinar	G	1-4	0-1	4-4	0 3 3	3	6	3	4	0	0	31:41
3	D.J. Stewart Jr.	G	4-10	0-2	0-0	0 3 3	3	8	3	4	0	5	36:30
5	Deivon Smith	G	0-3	0-1	0-1	0 4 4	5	0	1	3	1	1	17:35
4	Cameron Matthews		0-2	0-1	0-0	1 1 2	0	0	0	2	0	0	13:30
32	Quinten Post		2-6	2-6	0-0	1 1 2	0	6	1	2	0	2	14:52
0	Jalen Johnson		2-5	1-3	1-2	0 1 1	2	6	0	1	0	0	14:14
2	Javian Davis		0-0	0-0	0-0	1 2 3	1	0	1	2	0	0	04:51
20	Derek Fountain		2-7	2-5	1-3	1 3 4	1	7	0	2	1	0	09:37
Team						2 4 6							
Totals			15-49	5-19	10-18	8 26 34	18	45	10	26	4	9	200:00
FG % 1st: 6-22 27.3% 2nd: 9-27 33.3% Game: 15-49 30.6%			3PT % 1st: 2-7 28.6% 2nd: 3-12 25.0% Game: 5-19 26.3%			FT % 1st: 8-12 66.7% 2nd: 2-6 33.3% Game: 10-18 55.6%			DeadBall Rebounds 4, 1				

Arkansas - 61 • 14-5 (6-4)

##	Player		Total FG/FGA	3-Ptr FG/FGA	FT-FTA	Rebounds Off Def Tot	PF	TP	A	TO	Blk	Stl	Min
0	Justin Smith	F	5-8	0-1	0-0	3 7 10	1	10	1	1	0	0	36:22
23	Connor Vanover	F	6-11	1-4	0-0	3 5 8	4	13	2	3	3	2	28:49
4	Deivonte Davis	G	4-12	0-0	2-2	2 6 8	2	10	2	3	0	0	35:46
5	Moses Moody	G	4-12	1-4	4-4	3 4 7	4	13	1	3	0	2	37:35
11	Jalen Tate	G	2-9	0-2	2-2	1 2 3	2	6	5	2	1	3	28:08
3	Desi Sills		0-3	0-1	0-0	0 1 1	0	0	0	0	2	0	04:06
1	JD Notae		2-6	0-2	5-6	0 3 3	3	9	2	3	0	1	17:29
2	Vance Jackson		0-1	0-1	0-0	0 0 0	0	0	0	1	0	0	01:57
10	Jaylin Williams		0-2	0-0	0-0	0 0 0	0	0	0	1	0	2	09:21
24	Ethan Henderson		0-0	0-0	0-0	0 0 0	0	0	0	0	0	0	00:27
Team						3 2 5							
Totals			23-64	2-17	13-14	15 30 45	16	61	13	17	6	10	200:00
FG % 1st: 10-31 32.3% 2nd: 13-33 39.4% Game: 23-64 35.9%			3PT % 1st: 1-10 10.0% 2nd: 1-7 14.3% Game: 2-17 11.8%			FT % 1st: 7-8 87.5% 2nd: 6-6 100.0% Game: 13-14 92.9%			DeadBall Rebounds 0, 0				

Officials: Pat Adams, Todd Austin, Doug Simmons
Technical fouls: Mississippi State - NONE; Arkansas - Coach
Attendance: 4400

Score by periods	1st	2nd	Total
Mississippi State	22	23	45
Arkansas	28	33	61

Last FG - MSU 2nd-0:48, ARK 2nd - 1:06
Largest lead - MSU by 13 1st - 9:09, ARK by 19 2nd - 1:06
MSU led for 12:46, ARK led for 22:30, Game was tied for 04:44

	In	Off	2nd	Fast
Points	Paint	T/O	Chance	Break
MSU	12	4	8	4
ARK	34	25	14	9

Score tied - 2 times.
Lead changed - 2 times.

Game 18 • Mississippi State 95, Iowa State 56 01/30/2021 • Starkville, Mississippi • Humphrey Coliseum

Official Basketball Box Score - Final													Game Time: 5:05 PM
Iowa St. vs. Mississippi State													Game Duration: 1:57
01/30/21 Humphrey Coliseum, Starkville, MS													
Iowa St. - 56 • 2-9													
##	Player		Total FG/FGA	3-Ptr FG/FGA	FT-FTA	Rebounds Off Def Tot	PF	TP	A	TO	Blk	Stl	Min
4	George Condit	F	0-0	0-0	1-2	3 7 10	2	1	0	4	0	0	30:32
1	Tyler Harris	G	4-9	2-7	1-2	0 1 1	2	11	2	3	0	0	24:36
21	Jaden Walker	G	1-6	1-3	2-2	2 3 5	5	5	0	4	0	1	29:46
45	Rasir Bolton	G	4-11	0-3	10-13	1 6 7	2	18	1	4	1	0	30:38
55	Darlington Dubar	G	2-5	1-3	0-0	0 2 2	5	5	1	2	0	0	18:35
11	Dudley Blackwell		2-7	0-4	1-2	0 0 0	0	5	1	1	0	1	18:49
5	Jalen Coleman-Lands		3-8	0-2	1-2	1 2 3	1	7	0	4	0	2	23:01
2	Nate Jenkins		1-4	0-2	2-2	2 2 4	2	4	2	0	0	1	22:02
25	Eric Steyer		0-0	0-0	0-0	0 0 0	0	0	1	0	0	0	02:01
Team						1 1 2							
Totals			17-50	4-24	18-25	10 24 34	19	56	8	21	3	5	200:00
FG % 1st: 10-24 41.7% 2nd: 7-26 26.9% Game: 17-50 34.0%			3PT % 1st: 3-11 27.3% 2nd: 1-13 7.7% Game: 4-24 16.7%			FT % 1st: 5-7 71.4% 2nd: 13-18 72.2% Game: 18-25 72.0%			DeadBall Rebounds 5, 0				
Mississippi State - 95 • 10-8													
##	Player		Total FG/FGA	3-Ptr FG/FGA	FT-FTA	Rebounds Off Def Tot	PF	TP	A	TO	Blk	Stl	Min
4	Cameron Matthews	F	0-1	0-1	2-2	2 0 2	2	2	1	0	1	1	12:37
24	Abdul Ado	F	0-1	0-0	0-0	3 4 7	1	0	1	3	0	0	16:12
35	Tolu Smith	F	6-9	0-0	4-4	3 3 7	1	16	2	0	0	2	23:52
1	Iverson Molinar	G	8-13	2-3	2-3	0 3 3	1	20	1	2	0	0	26:07
3	D.J. Stewart Jr.	G	5-16	2-5	5-6	2 1 3	2	17	5	0	0	2	24:35
0	Jalen Johnson		2-5	1-3	0-1	0 0 0	3	5	0	1	0	0	16:50
5	Deivon Smith		5-8	0-2	0-0	0 3 3	1	10	9	1	0	1	22:56
32	Quinten Post		3-5	1-1	0-2	2 4 6	2	7	0	1	1	1	16:04
2	Javian Davis		1-3	0-0	0-1	1 5 6	3	2	0	0	1	0	12:41
20	Derek Fountain		3-3	1-1	0-0	0 0 0	0	7	0	0	0	0	05:26
11	Andersonson Garcia		2-2	1-1	0-0	0 0 0	5	2	0	0	1	0	06:34
55	Keondre Montgomery		1-6	0-2	0-0	1 0 1	0	2	0	1	0	0	06:34
30	Andrew Junkin		1-1	0-0	0-0	0 0 0	1	2	0	0	1	0	02:34
33	Reggie Morris		0-0	0-0	0-0	0 0 0	0	0	0	0	0	0	04:57
25	Isaac Stansbury		0-0	0-0	0-0	0 0 0	0	0	0	0	0	1	02:01
Team						2 1 3				1			
Totals			37-73	8-19	13-19	17 24 41	17	95	21	10	4	9	200:00
FG % 1st: 16-35 45.7% 2nd: 21-38 55.3% Game: 37-73 50.7%			3PT % 1st: 6-11 54.6% 2nd: 4-8 50.0% Game: 8-19 42.1%			FT % 1st: 8-11 72.7% 2nd: 5-8 62.5% Game: 13-19 68.4%			DeadBall Rebounds 1, 1				

BEN HOWLAND ERA RECORDS • TEAM • ALL GAMES

POINTS SCORED • ALL GAMES

RANK	PTS	OPPONENT	DATE
1	109	North Florida • UNF	12/30/2017
2	106	Eastern Washington	11/13/2015
3	103	BYU	12/29/2018
4	98	Wofford	12/19/2018
5	96	Kent State	12/30/2019
	96	Alabama State	11/10/2017
7	95	Iowa State	01/30/2021
	95	Austin Peay	11/09/2018
	95	North Georgia	12/09/2017
	95	at LSU	01/07/2017

POINTS ALLOWED LOW • ALL GAMES

RANK	PTS	OPPONENT	DATE
1	44	Ole Miss	03/09/2020
	44	vs. Southern Miss • USM	12/19/2016
3	45	Missouri	01/14/2020
	45	Louisiana-Monroe • ULM	11/14/2019
5	46	Arkansas	02/09/2016
6	48	Mississippi Valley State	12/21/2020
	48	Little Rock	12/20/2017
	48	Florida A&M	11/18/2017
	48	North Carolina Central	12/31/2015
10	49	Missouri	02/26/2019

MARGIN OF VICTORY • ALL GAMES

RANK	MOV	OPPONENT	DATE
1	+42 • 86-44	vs. Southern Miss • USM	12/19/2016
2	+39 • 95-56	Iowa State	01/30/2020
	+39 • 87-48	Mississippi Valley State	12/21/2020
4	+33 • 95-62	North Georgia	12/09/2017
5	+32 • 91-59	Georgia	01/18/2020
	+32 • 78-46	Arkansas	02/09/2016
7	+31 • 92-61	UT Martin	12/16/2017
	+31 • 79-48	Florida A&M	11/18/2017
9	+28 • 96-68	Kent State	12/30/2019
	+28 • 79-51	Long Beach State	11/16/2018
	+28 • 95-67	Austin Peay	11/09/2018
	+28 • 109-81	North Florida • UNF	12/30/2017
	+28 • 96-68	Alabama State	11/10/2017

POINTS SCORED LOW • ALL GAMES

RANK	PTS	OPPONENT	DATE
1	42	vs. Clemson	11/25/2020
2	45	at Arkansas	02/02/2021
3	46	Ole Miss	01/19/2021
4	48	at Vanderbilt	02/25/2017
5	50	at [25] Cincinnati	12/12/2017

POINTS ALLOWED • ALL GAMES

RANK	PTS	OPPONENT	DATE
1	105	vs. Miami • Florida	11/19/2015
2	98	at Auburn	02/07/2017
3	92	[21] LSU	02/06/2019
4	91	at Tennessee	01/21/2017
5	90	at Alabama	01/08/2020
	90	at Florida State • FSU	12/16/2015

MARGIN OF DEFEAT • ALL GAMES

RANK	MOD	OPPONENT	DATE
1	-29 • 77-48	at Vanderbilt	02/25/2017
2	-27 • 88-61	at Ole Miss	01/31/2017
3	-26 • 105-79	vs. Miami • Florida	11/19/2015
4	-25 • 83-58	at Ole Miss	02/11/2020
	-25 • 86-61	vs. Central Florida • UCF	11/17/2016

POINTS SCORED • 1ST HALF • ALL GAMES

RANK	PTS	OPPONENT	DATE
1	58	Alabama State	11/10/2017
2	53	North Georgia	12/09/2017
3	52	at LSU	01/07/2017
4	50	Austin Peay	11/09/2018
5	49	vs. Northern Colorado	12/23/2015
6	48	BYU	12/29/2018
	48	LSU	03/04/2017
	48	Eastern Washington	11/13/2015
9	47	[16] Auburn	01/26/2019
	47	at Baylor • NIT	03/18/2018
	47	North Florida • UNF	12/30/2017

POINTS ALLOWED LOW • 1ST HALF • ALL GAMES

RANK	PTS	OPPONENT	DATE
1	17	Florida A&M • FAMU	11/18/2017
	17	North Carolina Central	12/31/2015
3	19	Oregon State	12/01/2016
4	20	North Texas	12/04/2020
	20	Missouri	01/14/2020
	20	Dayton	12/03/2017
	20	Auburn	03/05/2016
	20	Arkansas	02/09/2016
	20	at Missouri	01/30/2016

HALFTIME LEAD • ALL GAMES

RANK	HL	OPPONENT	DATE
1	+27 • 53-26	North Georgia	12/09/2017
	+27 • 58-31	Alabama State	11/10/2017
3	+26 • 45-19	Oregon State	12/01/2016
4	+22 • 42-20	Arkansas	02/09/2016
5	+21 • 44-23	Ole Miss	02/17/2018

POINTS SCORED LOW • 1ST HALF • ALL GAMES

RANK	PTS	OPPONENT	DATE
1	19	vs. Clemson	11/25/2020
2	20	Alabama	01/03/2017
3	21	Ole Miss	01/19/2021
	21	vs. New Mexico State	12/22/2019
	21	Tennessee	02/04/2017
	21	Georgia	02/13/2016

POINTS ALLOWED • 1ST HALF • ALL GAMES

RANK	PTS	OPPONENT	DATE
1	59	vs. Miami • Florida	11/19/2015
2	53	vs. Central Florida • UCF	11/17/2016
3	51	at Ole Miss	01/31/2017
	51	Eastern Washington	11/13/2015
5	50	Wofford	12/19/2018

HALFTIME DEFICIT • ALL GAMES

RANK	MOD	OPPONENT	DATE
1	-24 • 59-35	vs. Miami • Florida	11/19/2015
2	-20 • 48-28	at Auburn	02/07/2017
	-20 • 53-33	vs. Central Florida • UCF	11/17/2016
4	-19 • 42-23	vs. Penn State • NIT	03/27/2018
	-19 • 41-22	at Alabama	01/20/2018

POINTS SCORED • 2ND HALF • ALL GAMES

RANK	PTS	OPPONENT	DATE
1	64	at Auburn	02/07/2017
2	62	North Florida • UNF	12/30/2017
3	58	Tennessee	02/01/2020
	58	Eastern Washington	11/13/2015
5	57	Wofford	12/19/2018
6	55	BYU	12/29/2018
7	54	North Dakota State	11/30/2017
	54	Morehead State	12/22/2016
9	53	UT Martin	12/16/2017
10	52	at Texas A&M	02/20/2018

POINTS ALLOWED LOW • 2ND HALF • ALL GAMES

RANK	PTS	OPPONENT	DATE
1	19	Ole Miss	03/09/2020
	19	vs. Southern Miss • USM	12/19/2016
3	21	Louisiana-Monroe • ULM	11/14/2019
	21	vs. Texas El Paso • UTEP	11/20/2016
5	22	UT Martin	11/28/2015

2ND HALF MARGIN OF VICTORY • ALL GAMES

RANK	MOV	OPPONENT	DATE
1	+28 • 47-19	vs. Southern Miss • USM	12/19/2016
2	+27 • 51-24	[13] Missouri	01/05/2021
3	+25 • 53-28	UT Martin	12/16/2017
4	+24 • 62-38	North Florida • UNF	12/30/2017
5	+23 • 51-28	Iowa State	01/30/2021
6	+22 • 45-23	Mississippi Valley State	12/21/2020
	+22 • 51-29	Kent State	12/30/2019
	+22 • 47-25	South Carolina	02/23/2019
9	+21 • 49-28	Georgia	01/18/2020
	+21 • 58-37	Eastern Washington	11/13/2015
11	+20 • 57-37	Wofford	12/19/2018
	+20 • 43-23	Long Beach State	11/16/2018
	+20 • 51-31	Florida A&M • FAMU	11/18/2017

POINTS SCORED LOW • 2ND HALF • ALL GAMES

RANK	PTS	OPPONENT	DATE
1	20	[16] Tennessee	02/27/2018
2	22	Texas A&M	01/13/2021
3	23	at Arkansas	02/02/2021
	23	vs. Clemson	11/25/2020
	23	Louisiana-Monroe • ULM	11/14/2019

POINTS ALLOWED • 2ND HALF • ALL GAMES

RANK	PTS	OPPONENT	DATE
1	54	at Tennessee	01/21/2017
2	53	at Florida State • FSU	12/16/2015
3	52	[22] Auburn	01/13/2018
4	51	at Texas A&M	02/22/2020
	51	[8] Auburn	01/04/2020
	51	at Georgia	02/14/2017
7	50	at Ole Miss	02/11/2020
	50	at Auburn	02/07/2017

2ND HALF MARGIN OF DEFEAT • ALL GAMES

RANK	MOD	OPPONENT	DATE
1	-26 • 50-24	at Ole Miss	02/11/2020
2	-19 • 52-33	[22] Auburn	01/13/2018
3	-16 • 41-25	at LSU	03/03/2018
	-16 • 36-20	[16] Tennessee	02/27/2018
5	-15 • 40-25	at Vanderbilt	02/25/2017
	-15 • 53-38	at Florida State • FSU	12/16/2015

FIELD GOALS MADE • ALL GAMES

RANK	FGM	OPPONENT	DATE
1	44	North Florida • UNF	12/30/2017
2	41	Eastern Washington	11/13/2015
3	38	BYU	12/29/2018
4	37	Iowa State	01/30/2021
	37	Georgia	01/18/2020
	37	Austin Peay	11/09/2018
	37	North Georgia	12/09/2017
8	36	LSU	03/04/2017
9	35	Texas Southern	12/02/2015
	35	vs. Missouri State	11/22/2015

FIELD GOALS ATTEMPTS • ALL GAMES

RANK	FGA	OPPONENT	DATE
1	75	vs. Dayton	12/12/2020
2	74	Long Beach State	11/16/2018
	74	North Georgia	12/09/2017
	74	Ole Miss	02/21/2017
5	73	Iowa State	01/30/2021
6	71	at Alabama	01/29/2019
	71	North Florida • UNF	12/30/2017
	71	Alabama	02/02/2016

FIELD GOAL PERCENTAGE • ALL GAMES

RANK	FG%	OPPONENT	DATE
1	62.1 • 41-66	Eastern Washington	11/13/2015
2	62.0 • 44-71	North Florida • UNF	12/30/2017
3	61.7 • 37-60	Georgia	01/18/2020
4	61.1 • 33-54	Alcorn State	11/26/2018
5	60.8 • 31-51	at Vanderbilt	01/09/2021
6	60.5 • 26-43	vs. Tulane	11/21/2019
7	59.3 • 35-59	vs. Missouri State	11/22/2015
8	58.8 • 30-51	at Arkansas	02/15/2020
9	58.5 • 31-53	at Vanderbilt	02/14/2018
10	58.3 • 28-48	vs. LSU • SEC-T	03/08/2018

FIELD GOALS MADE • 1ST HALF • ALL GAMES

RANK	FGM	OPPONENT	DATE
1	21	North Florida • UNF	12/30/2017
	21	North Georgia	12/09/2017
3	20	at LSU	01/07/2017
4	19	BYU	12/29/2018
	19	Austin Peay	11/09/2018
	19	LSU	03/04/2017
	19	Texas Southern	12/02/2015
	19	vs. Missouri State	11/22/2015

FIELD GOAL PERCENTAGE • 1ST HALF • ALL GAMES

RANK	FG%	OPPONENT	DATE
1	70.4 • 19-27	vs. Missouri State	11/22/2015
2	68.0 • 17-25	Alcorn State	11/26/2018
3	64.0 • 16-25	vs. LSU • SEC-T	03/08/2018
4	62.5 • 15-24	at Vanderbilt	01/09/2021
5	62.1 • 18-29	at Arkansas	02/15/2020
	62.1 • 18-29	vs. Northern Colorado	12/23/2015
7	60.7 • 17-28	Missouri	01/14/2020
8	60.0 • 18-30	Kent State	12/30/2019
	60.0 • 15-25	[21] LSU	02/06/2019
	60.0 • 18-30	Arkansas	02/09/2016

FIELD GOALS MADE • 2ND HALF • ALL GAMES

RANK	FGM	OPPONENT	DATE
1	23	North Florida • UNF	12/30/2017
	23	Eastern Washington	11/13/2015
3	21	Iowa State	01/30/2021
	21	at Alabama	01/29/2019
	21	UT Martin	12/16/2017
	21	Florida A&M	11/18/2017

FIELD GOAL PERCENTAGE • 2ND HALF • ALL GAMES

RANK	FG%	OPPONENT	DATE
1	69.7 • 23-33	North Florida • UNF	12/30/2017
2	69.2 • 18-26	Tennessee	02/01/2020
3	68.4 • 13-19	vs. Tulane	11/21/2019
	68.4 • 13-19	Texas A&M	01/14/2017
5	67.9 • 19-28	[13] Missouri	01/05/2021
	67.9 • 19-28	Georgia	01/18/2020
7	67.7 • 21-31	UT Martin	12/16/2017
	67.7 • 21-31	Florida A&M	11/18/2017

3-POINT FIELD GOALS MADE • ALL GAMES

RANK	3FGM	OPPONENT	DATE
1	19	vs. Clemson	12/08/2018
2	17	vs. Southern Miss • USM	12/19/2016
3	16	Texas A&M	03/09/2019
4	14	Wofford	12/19/2018
	14	McNeese State	12/04/2018
6	13	[16] Auburn	01/26/2019
	13	at Baylor • NIT	03/18/2018
	13	North Georgia	12/09/2017
	13	Georgia State	12/04/2016
10	12	at Georgia	12/30/2020
	12	Cincinnati	12/15/2018
	12	Ole Miss	02/17/2018
	12	Missouri	01/25/2017
	12	at Arkansas	01/10/2017
	12	Ole Miss	01/23/2016

3-POINT FIELD GOAL ATTEMPTS • ALL GAMES

RANK	3FGA	OPPONENT	DATE
1	34	Texas A&M	03/09/2019
	34	Georgia State	12/04/2016
2	33	UT Martin	12/16/2017
3	31	McNeese State	12/04/2018
	31	at Missouri	02/10/2018
	31	Southern	11/16/2015

3-POINT FIELD GOAL PERCENTAGE • ALL GAMES

RANK	3FG%	OPPONENT	DATE
1	63.3 • 19-30	vs. Clemson	12/08/2018
2	59.1 • 13-22	at Baylor • NIT	03/18/2018
3	58.8 • 10-17	Florida	01/15/2019
	58.8 • 10-17	vs. LSU • SEC-T	03/08/2018
	58.8 • 10-17	at Vanderbilt	02/14/2018
6	58.6 • 17-29	vs. Southern Miss • USM	12/19/2016
7	57.9 • 11-19	Oregon State	12/01/2016
8	55.0 • 11-20	vs. Tulane	11/21/2019
9	52.2 • 12-23	Cincinnati	12/15/2018
	52.2 • 12-23	Ole Miss	02/17/2018
	52.2 • 12-23	Missouri	01/25/2017

FREE THROWS MADE • ALL GAMES

RANK	FTM	OPPONENT	DATE
1	29	Kent State	12/30/2019
2	28	South Carolina	02/19/2020
	28	Wofford	12/19/2018
4	27	Arkansas	01/22/2020
	27	Alabama State	11/10/2017
	27	at Auburn	02/07/2017
7	26	Stephen F. Austin	11/22/2017
8	25	Tennessee	02/01/2020
	25	Radford	12/18/2019
10	24	[22] Arkansas	01/02/2018
	24	Texas A&M	01/14/2017

FREE THROW ATTEMPTS • ALL GAMES

RANK	FTA	OPPONENT	DATE
1	40	[22] Arkansas	01/02/2018
2	38	Kent State	12/30/2019
3	36	South Carolina	02/19/2020
	36	Wofford	12/19/2018
5	35	Stephen F. Austin	11/22/2017
	35	Alabama State	11/10/2017

FREE THROW PERCENTAGE • ALL GAMES

RANK	FT%	OPPONENT	DATE
1	93.3 • 14-15	at South Carolina	01/31/2018
2	92.3 • 12-13	vs. No. 17 Villanova	11/22/2019
	92.3 • 12-13	vs. LSU • SEC-T	03/08/2017
4	90.9 • 20-22	BYU	12/29/2018
5	90.5 • 19-21	[13] Missouri	01/05/2021
6	90.0 • 18-20	South Carolina	02/23/2019
7	88.2 • 15-17	at [18] Alabama	01/23/2021
	88.2 • 15-17	at Florida	01/28/2020
	88.2 • 15-17	Ole Miss	01/23/2016
10	87.5 • 14-16	vs. [13] Tennessee • SEC-T	03/09/2018
	87.5 • 14-16	at [14] Kentucky	01/12/2016
12	87.1 • 27-31	Arkansas	01/22/2020
13	85.7 • 18-21	at LSU	01/11/2020
	85.7 • 12-14	at Vanderbilt	01/19/2019
	85.7 • 12-14	vs. UTEP	11/20/2016

REBOUNDS • ALL GAMES

RANK	REB	OPPONENT	DATE
1	55	Tennessee	02/04/2017
2	53	UT Martin	12/16/2017
3	52	Long Beach State	11/16/2018
4	50	Jackson State	12/08/2020
	50	Arkansas	02/09/2016
5	49	at LSU	01/11/2020
	49	Ole Miss	02/21/2017
7	47	Florida	01/16/2021
	47	Mississippi Valley State	12/21/2020
	47	Nebraska • NIT	03/14/2018
	47	Alabama State	11/10/2017

REBOUNDED MARGIN • ALL GAMES

RANK	RM	OPPONENT	DATE
1	+25 • 50-25	Jackson State	12/08/2020
	+25 • 41-16	vs. Tulane	11/21/2019
	+25 • 46-21	North Florida • UNF	12/30/2017
3	+24 • 53-29	UT Martin	12/16/2017
4	+23 • 47-27	Mississippi Valley State	12/21/2020
5	+21 • 47-26	Florida	01/16/2021
6	+20 • 41-21	at Auburn	03/02/2019
7	+19 • 46-27	Texas State	11/30/2020
8	+18 • 40-22	Georgia	01/18/2020
	+18 • 49-31	at LSU	01/11/2020
	+18 • 45-27	New Orleans	11/17/2019
	+18 • 52-34	Long Beach State	11/16/2018

REBOUNDED DEFICIT • ALL GAMES

RANK	RD	OPPONENT	DATE
1	-25 • 51-26	at South Carolina	01/26/2016
2	-17 • 50-33	vs. [13] Tennessee • SEC-T	03/09/2018
	-17 • 43-26	Alabama	01/03/2017
4	-15 • 38-23	Texas A&M	01/14/2017
5	-14 • 49-35	at Tennessee	01/21/2017
	-14 • 49-35	vs. Central Florida • UCF	11/17/2016
	-14 • 46-32	at Florida State • FSU	12/16/2015
	-14 • 41-27	vs. Miami • Florida	11/19/2015

ASSISTS • ALL GAMES

RANK	ASST	OPPONENT	DATE
1	24	Alcorn State	11/26/2018
	24	at Baylor • NIT	03/18/2018
	24	North Florida • UNF	12/30/2017
4	22	Texas A&M	03/09/2019
	22	vs. Clemson	12/08/2018
6	21	Iowa State	01/30/2021
	21	Georgia	01/18/2020
	21	at Coastal Carolina	11/24/2019
	21	UT Martin	12/16/2017
	21	LSU	03/04/2017
	21	vs. Southern Miss • USM	12/19/2016
	21	vs. Northern Colorado	12/23/2015
13	20	New Orleans	11/17/2019
	20	[16] Auburn	01/26/2019
	20	Vanderbilt	01/16/2018
	20	South Carolina	02/27/2016
	20	vs. Missouri State	11/22/2015

STEALS • ALL GAMES

RANK	STL	OPPONENT	DATE
1	17	Oregon State	12/01/2016
2	15	Alabama	02/12/2019
	15	Hartford	11/11/2018
4	14	at Arkansas	02/16/2019
5	13	at [18] Alabama	01/23/2021
	13	South Carolina	02/24/2018
	13	Dayton	12/03/2017
	13	Ole Miss	02/21/2017
	13	vs. Boise State	11/18/2016
	13	South Carolina	02/27/2016

BLOCKS • ALL GAMES

RANK	BLK	OPPONENT	DATE
1	13	Florida A&M	11/18/2017
2	12	[8] Auburn	01/04/2020
	12	at South Carolina	01/26/2016
3	11	vs. Southern Miss • USM	12/19/2016
4	10	South Carolina	02/23/2019
	10	Long Beach State	11/16/2018
	10	Stephen F. Austin	11/22/2017
	10	Texas Southern	12/02/2015

TURNOVERS • ALL GAMES

RANK	TO	OPPONENT	DATE
1	26	at Arkansas	02/02/2021
2	25	vs. Tulane	11/21/2019
3	24	Dayton	12/03/2017
4	23	Sam Houston State	11/08/2019
5	22	South Carolina	02/19/2020
	22	Ole Miss	02/21/2017
6	20	at South Carolina	02/28/2017

BEN HOWLAND ERA RECORDS • TEAM • SEC OPPONENTS

POINTS SCORED • SEC OPPONENTS

RANK	PTS	OPPONENT	DATE
1	95	at LSU	01/07/2017
2	93	at Texas A&M	02/20/2018
3	92	Texas A&M	03/09/2019
	92	[16] Auburn	01/26/2019
	92	at Auburn	02/07/2017
6	91	Georgia	01/18/2020
7	89	Missouri	01/25/2017
8	88	[21] LSU	02/06/2019
	88	LSU	03/04/2017
10	86	Tennessee	02/01/2020

POINTS ALLOWED LOW • SEC OPPONENTS

RANK	PTS	OPPONENT	DATE
1	44	Ole Miss	03/07/2020
2	45	Missouri	01/14/2020
3	46	Arkansas	02/09/2016
4	49	Missouri	02/26/2019
5	52	vs. LSU • SEC-T	03/08/2017
6	54	vs. Texas A&M • SEC-T	03/14/2019
7	55	at Vanderbilt	01/19/2019
8	56	[18] Tennessee	01/26/2021
	56	Texas A&M	01/13/2021
10	57	Georgia	02/03/2018
	57	[15] Florida	02/18/2017

MARGIN OF VICTORY • SEC OPPONENTS

RANK	MOV	OPPONENT	DATE
1	+32 • 91-59	Georgia	01/18/2020
	+32 • 78-46	Arkansas	02/09/2016
3	+27 • 72-45	Missouri	01/14/2020
	+27 • 79-52	vs. LSU • SEC-T	03/08/2017
5	+26 • 70-54	vs. Texas A&M • SEC-T	03/14/2019
6	+25 • 69-44	Ole Miss	03/07/2020
7	+19 • 68-49	Missouri	02/26/2019
	+19 • 81-62	Alabama	02/12/2019
9	+18 • 80-62	Vanderbilt	01/16/2018
10	+17 • 79-62	Ole Miss	02/17/2018
	+17 • 95-78	at LSU	01/07/2017
12	+16 • 71-55	at Vanderbilt	01/19/2019
13	+15 • 78-63	[13] Missouri	01/05/2021
	+15 • 76-61	South Carolina	02/23/2019
	+15 • 72-57	Georgia	02/03/2018
	+15 • 89-74	Missouri	01/25/2017

POINTS SCORED LOW • SEC OPPONENTS

RANK	PTS	OPPONENT	DATE
1	45	at Arkansas	02/02/2021
2	46	Ole Miss	01/19/2021
3	48	at Vanderbilt	02/25/2017
4	52	[15] Florida	02/18/2017
5	53	[18] Tennessee	01/26/2021

POINTS ALLOWED • SEC OPPONENTS

RANK	PTS	OPPONENT	DATE
1	98	at Auburn	02/07/2017
2	92	[21] LSU	02/06/2019
3	91	at Tennessee	01/21/2017
4	90	at Alabama	01/08/2020
5	89	at Missouri	02/10/2018

MARGIN OF DEFEAT • SEC OPPONENTS

RANK	MOD	OPPONENT	DATE
1	-29 • 77-48	at Vanderbilt	02/25/2017
2	-27 • 88-61	at Ole Miss	01/31/2017
3	-25 • 83-58	at Ole Miss	02/11/2020
4	-22 • 76-54	[16] Tennessee	02/27/2018
5	-21 • 90-69	at Alabama	01/08/2020
	-21 • 76-55	at [8] Kentucky	01/22/2019
	-21 • 78-57	at LSU	03/03/2018
8	-20 • 75-55	vs. Alabama • SEC-T	03/09/2017

POINTS SCORED • 1ST HALF • SEC OPPONENTS

RANK	PTS	OPPONENT	DATE
1	52	at LSU	01/07/2017
2	48	LSU	03/04/2017
3	47	[16] Auburn	01/26/2019
4	46	Texas A&M	03/09/2019
5	45	vs. LSU • SEC-T	03/08/2018
6	44	Ole Miss	02/17/2018
7	43	Alabama	02/12/2019
8	42	Georgia	01/18/2020
	42	[21] LSU	02/06/2019
	42	Arkansas	02/09/2016
	42	at Florida	01/19/2016

POINTS ALLOWED LOW • 1ST HALF • SEC OPPONENTS

RANK	PTS	OPPONENT	DATE
1	20	Missouri	01/14/2020
	20	Auburn	03/05/2016
	20	Arkansas	02/09/2016
	20	at Missouri	01/30/2016
5	21	Georgia	02/03/2018

HALFTIME LEAD • SEC OPPONENTS

RANK	HL	OPPONENT	DATE
1	+22 • 42-20	Arkansas	02/09/2016
2	+21 • 44-23	Ole Miss	02/17/2018
3	+20 • 40-20	Missouri	01/14/2020
4	+19 • 52-33	at LSU	01/07/2017
	+19 • 39-20	Auburn	03/05/2016

POINTS SCORED LOW • 1ST HALF • SEC OPPONENTS

RANK	PTS	OPPONENT	DATE
1	20	Alabama	01/03/2017
2	21	Ole Miss	01/19/2021
	21	Tennessee	02/04/2017
	21	Georgia	02/13/2016
5	22	at Arkansas	02/02/2021
	22	at LSU	01/11/2020
	22	at Alabama	01/20/2018
	22	vs. Alabama • SEC-T	03/09/2017

POINTS ALLOWED • 1ST HALF • SEC OPPONENTS

RANK	PTS	OPPONENT	DATE
1	51	at Ole Miss	01/31/2017
2	48	at Auburn	02/07/2017
3	46	[5] Kentucky	01/17/2017
4	45	at Florida	01/28/2020
	45	[16] Auburn	01/26/2019

HALFTIME DEFICIT • SEC OPPONENTS

RANK	MOD	OPPONENT	DATE
1	-20 • 48-28	at Auburn	02/07/2017
2	-19 • 41-22	at Alabama	01/20/2018
3	-18 • 51-33	at Ole Miss	01/31/2017
4	-15 • 40-25	[5] Kentucky	02/09/2019
5	-14 • 37-23	at Vanderbilt	02/25/2017

POINTS SCORED • 2ND HALF • SEC OPPONENTS

RANK	PTS	OPPONENT	DATE
1	64	at Auburn	02/07/2017
2	58	Tennessee	02/01/2020
3	52	at Texas A&M	02/20/2018
4	51	[13] Missouri	01/05/2021
5	50	at Auburn	03/02/2019
	50	at Alabama	01/29/2019
	50	Missouri	01/25/2017
8	49	Vanderbilt	02/08/2020
	49	at [15] Kentucky	02/04/2020
	49	Georgia	01/18/2020
	49	at Vanderbilt	02/14/2018

POINTS ALLOWED LOW • 2ND HALF • SEC OPPONENTS

RANK	PTS	OPPONENT	DATE
1	19	Ole Miss	03/07/2020
2	23	Missouri	02/26/2019
3	24	[13] Missouri	01/05/2021
4	25	Missouri	01/14/2020
	25	South Carolina	02/23/2019
	25	[15] Florida	02/18/2017

2ND HALF MARGIN OF VICTORY • SEC OPPONENTS

RANK	MOV	OPPONENT	DATE
1	+27 • 51-24	[13] Missouri	01/05/2021
2	+22 • 47-25	South Carolina	02/23/2019
3	+21 • 49-28	Georgia	01/18/2020
4	+19 • 58-39	Tennessee	02/01/2020
	+19 • 50-31	Missouri	01/25/2017
6	+17 • 43-26	at Florida	01/28/2020
	+17 • 43-26	Tennessee	02/04/2017
8	+16 • 45-29	at Arkansas	02/16/2019
9	+15 • 42-27	vs. LSU • SEC-T	03/08/2017

POINTS SCORED LOW • 2ND HALF • SEC OPPONENTS

RANK	PTS	OPPONENT	DATE
1	20	[16] Tennessee	02/27/2018
2	22	Texas A&M	01/13/2021
3	23	at Arkansas	02/02/2021
4	24	at Ole Miss	02/11/2020
	24	at Ole Miss	01/06/2018

POINTS ALLOWED • 2ND HALF • SEC OPPONENTS

RANK	PTS	OPPONENT	DATE
1	54	at Tennessee	01/21/2017
2	52	[22] Auburn	01/13/2018
3	51	at Texas A&M	02/22/2020
	51	[8] Auburn	01/04/2020
	51	at Georgia	02/14/2017
6	50	at Ole Miss	02/11/2020
	50	at Auburn	02/07/2017

2ND HALF MARGIN OF DEFEAT • SEC OPPONENTS

RANK	MOD	OPPONENT	DATE
1	-26 • 50-24	at Ole Miss	02/11/2020
2	-19 • 52-33	[22] Auburn	01/13/2018
3	-16 • 41-25	at LSU	03/03/2018
4	-16 • 36-20	[16] Tennessee	02/27/2018
5	-15 • 40-25	at Vanderbilt	02/25/2017

FIELD GOALS MADE • SEC OPPONENTS

RANK	FGM	OPPONENT	DATE
1	37	Georgia	01/18/2020
2	36	LSU	03/04/2017
3	33	Texas A&M	03/09/2019
	33	at LSU	01/07/2017
	33	Alabama	02/02/2016

FIELD GOALS ATTEMPTS • SEC OPPONENTS

RANK	FGA	OPPONENT	DATE
1	74	Ole Miss	02/21/2017
2	71	at Alabama	01/29/2019
	71	Alabama	02/02/2016
4	69	Kentucky	01/02/2021
	69	at Alabama	01/08/2020
	69	at Missouri	02/10/2018

FIELD GOAL PERCENTAGE • SEC OPPONENTS

RANK	FG%	OPPONENT	DATE
1	61.7 • 37-60	Georgia	01/18/2020
2	60.8 • 31-51	at Vanderbilt	01/09/2021
3	58.8 • 30-51	at Arkansas	02/15/2020
4	58.5 • 31-53	at Vanderbilt	02/14/2018
5	58.3 • 28-48	vs. LSU • SEC-T	03/08/2018
6	57.1 • 28-49	Tennessee	02/01/2020
	57.1 • 32-56	Missouri	01/25/2017
8	56.4 • 31-55	Ole Miss	02/17/2018
9	54.7 • 29-53	Missouri	01/27/2018
10	54.5 • 30-55	Missouri	01/14/2020
	54.5 • 36-66	LSU	03/04/2017

FIELD GOALS MADE • 1ST HALF • SEC OPPONENTS

RANK	FGM	OPPONENT	DATE
1	20	at LSU	01/07/2017
2	19	LSU	03/04/2017
3	18	at Arkansas	02/15/2020
	18	Georgia	01/18/2020
	18	Arkansas	02/09/2016
6	17	Alabama	02/25/2020
	17	Missouri	01/14/2020

FIELD GOAL PERCENTAGE • 1ST HALF • SEC OPPONENTS

RANK	FG%	OPPONENT	DATE
1	64.0 • 16-25	vs. LSU • SEC-T	03/08/2018
2	62.5 • 15-24	at Vanderbilt	01/09/2021
3	62.1 • 18-29	at Arkansas	02/15/2020
4	60.7 • 17-28	Missouri	01/14/2020
5	60.0 • 15-25	[21] LSU	02/06/2019
	60.0 • 18-30	Arkansas	02/09/2016

FIELD GOALS MADE • 2ND HALF • SEC OPPONENTS

RANK	FGM	OPPONENT	DATE
1	21	at Alabama	01/29/2019
2	19	[13] Missouri	01/05/2021
	19	Georgia	01/18/2020
4	18	Tennessee	02/01/2020
	18	vs. [8] Tennessee • SEC-T	03/15/2019
	18	at Vanderbilt	02/14/2018
	18	at Missouri	02/10/2018
	18	Missouri	01/27/2018
	18	at Auburn	02/07/2017
	18	Missouri	01/25/2017
	18	[5] Kentucky	01/17/2017
	18	Tennessee	01/16/2016

FIELD GOAL PERCENTAGE • 2ND HALF • SEC OPPONENTS

RANK	FG%	OPPONENT	DATE
1	69.2 • 18-26	Tennessee	02/01/2020
2	68.4 • 13-19	Texas A&M	01/14/2017
3	67.9 • 19-28	[13] Missouri	01/05/2021
	67.9 • 19-28	Georgia	01/18/2020
5	66.7 • 18-27	at Vanderbilt	02/14/2018
	66.7 • 18-27	Missouri	01/27/2018
7	65.4 • 17-26	South Carolina	02/23/2019

3-POINT FIELD GOALS MADE • SEC OPPONENTS

RANK	3FGM	OPPONENT	DATE
1	16	Texas A&M	03/09/2019
2	13	[16] Auburn	01/26/2019
3	12	at Georgia	12/30/2020
	12	Ole Miss	02/17/2018
	12	Missouri	01/25/2017
	12	at Arkansas	01/10/2017
	12	Ole Miss	01/23/2016
8	11	vs. Texas A&M • SEC-T	03/14/2019
	11	at South Carolina	01/08/2019
	11	at Missouri	02/10/2018
	11	vs. LSU • SEC-T	03/08/2017
	11	[19] South Carolina	02/11/2017
	11	at Auburn	02/07/2017
	11	at LSU	01/07/2017
	11	Auburn	03/05/2016
	11	at South Carolina	01/26/2016

3-POINT FIELD GOAL ATTEMPTS • SEC OPPONENTS

RANK	3FGA	OPPONENT	DATE
1	34	Texas A&M	03/09/2019
2	31	at Missouri	02/10/2018
3	30	at Auburn	03/20/2019
	30	[16] Auburn	01/26/2019
	30	vs. LSU • SEC-T	03/08/2017

3-POINT FIELD GOAL PERCENTAGE • SEC OPPONENTS

MIN • 10 3-PT FIELD GOAL ATTEMPTS

RANK	3FG%	OPPONENT	DATE
1	58.8 • 10-17	Florida	01/15/2019
	58.8 • 10-17	vs. LSU • SEC-T	03/08/2018
	58.8 • 10-17	at Vanderbilt	02/14/2018
3	52.2 • 12-23	Ole Miss	02/17/2018
	52.2 • 12-23	Missouri	01/25/2017
5	50.0 • 11-22	at LSU	01/07/2017
	50.0 • 12-24	Ole Miss	01/23/2016

FREE THROWS MADE • SEC OPPONENTS

RANK	FTM	OPPONENT	DATE
1	28	South Carolina	02/19/2020
2	27	Arkansas	01/22/2020
	27	at Auburn	02/07/2017
4	25	Tennessee	02/01/2020
5	24	[22] Arkansas	01/02/2018
	24	Texas A&M	01/14/2017
7	23	[16] Auburn	01/26/2019
	23	at Texas A&M	02/20/2018
9	22	at South Carolina	03/03/2020
	22	at Arkansas	01/10/2017
10	20	at Ole Miss	02/11/2020
	20	Arkansas	02/09/2016

FREE THROW ATTEMPTS • SEC OPPONENTS

RANK	FTA	OPPONENT	DATE
1	40	[22] Arkansas	01/02/2018
2	36	South Carolina	02/19/2020
3	34	[16] Auburn	01/26/2019
	34	at Auburn	02/07/2017
5	32	at Arkansas	01/10/2017
6	31	Arkansas	01/22/2020
	31	Tennessee	02/04/2017
8	30	Tennessee	02/01/2020
	30	Texas A&M	01/14/2017

FREE THROW PERCENTAGE • SEC OPPONENTS

MIN • 10 FT MADE

RANK	FT%	OPPONENT	DATE
1	93.3 • 14-15	at South Carolina	01/31/2018
2	92.3 • 12-13	vs. LSU • SEC-T	03/08/2017
3	90.5 • 19-21	[13] Missouri	01/05/2021
4	90.0 • 18-20	South Carolina	02/23/2019
5	88.2 • 15-17	at [18] Alabama	01/23/2021
	88.2 • 15-17	at Florida	01/28/2020
	88.2 • 15-17	Ole Miss	01/23/2016
8	87.5 • 14-16	vs. [13] Tennessee • SEC-T	03/09/2018
	87.5 • 14-16	at [14] Kentucky	01/12/2016
10	87.1 • 27-31	Arkansas	01/22/2020
11	85.7 • 18-21	at LSU	01/11/2020
	85.7 • 12-14	at Vanderbilt	01/19/2019

REBOUNDS • SEC OPPONENTS

RANK	REB	OPPONENT	DATE
1	55	Tennessee	02/04/2017
2	50	Arkansas	02/09/2016
3	49	at LSU	01/11/2020
	49	Ole Miss	02/21/2017
5	47	Florida	01/16/2021
6	46	Kentucky	01/02/2021
	46	[8] Auburn	01/04/2020
8	45	at Ole Miss	01/06/2018
9	44	at Texas A&M	02/20/2018
10	43	at Alabama	01/29/2019
	43	Auburn	03/05/2016
	43	at Missouri	01/30/2016

REBOUNDING MARGIN • SEC OPPONENTS

RANK	RM	OPPONENT	DATE
1	+21 • 47-26	Florida	01/16/2021
2	+20 • 41-21	at Auburn	03/02/2019
3	+18 • 40-22	Georgia	01/18/2020
	+18 • 49-31	at LSU	01/11/2020
5	+17 • 37-20	Georgia	02/03/2018
6	+15 • 37-22	[13] Missouri	01/05/2021

REBOUNDING DEFICIT • SEC OPPONENTS

RANK	RD	OPPONENT	DATE
1	-25 • 51-26	at South Carolina	01/26/2016
2	-17 • 50-33	vs. [13] Tennessee • SEC-T	03/09/2018
	-17 • 43-26	Alabama	01/03/2017
4	-15 • 38-23	Texas A&M	01/14/2017
5	-14 • 49-35	at Tennessee	01/21/2017

ASSISTS • SEC OPPONENTS

RANK	ASST	OPPONENT	DATE
1	22	Texas A&M	03/09/2019
2	21	Georgia	01/18/2020
	21	LSU	03/04/2017
4	20	[16] Auburn	01/26/2019
	20	Vanderbilt	01/16/2018
	20	South Carolina	02/27/2016
7	19	at Texas A&M	02/22/2020
	19	Florida	01/15/2019
	19	at Texas A&M	02/20/2018
10	18	at Vanderbilt	02/14/2018
	18	Tennessee	01/16/2016

STEALS • SEC OPPONENTS

RANK	STL	OPPONENT	DATE
1	15	Alabama	02/12/2019
2	14	at Arkansas	02/16/2019
3	13	at [18] Alabama	01/23/2021
	13	South Carolina	02/24/2018
	13	Ole Miss	02/21/2017
	13	South Carolina	02/27/2016
7	12	vs. LSU • SEC-T	03/08/2017
	12	at Ole Miss	03/02/2016
9	11	[21] LSU	02/06/2019
	11	[16] Auburn	01/26/2019
	11	Texas A&M	01/14/2017
	11	at Florida	01/19/2016

BLOCKS • SEC OPPONENTS

RANK	BLK	OPPONENT	DATE
1	12	[8] Auburn	01/04/2020
	12	at South Carolina	01/26/2016
3	10	South Carolina	02/23/2019
4	9	at South Carolina	01/08/2019
	9	Arkansas	02/09/2016
6	8	Alabama	02/25/2020
	8	Vanderbilt	02/08/2020
	8	Missouri	02/26/2019
	8	vs. [13] Tennessee • SEC-T	03/09/2018
	8	vs. LSU • SEC-T	03/08/2018
	8	[22] Auburn	01/13/2018
	8	[22] Arkansas	01/02/2018

TURNOVERS • SEC OPPONENTS

RANK	TO	OPPONENT	DATE
1	26	at Arkansas	02/02/2021
2	22	South Carolina	02/19/2020
	22	Ole Miss	02/21/2017
4	20	at South Carolina	02/28/2017
5	19	[19] South Carolina	02/11/2017
	19	at Ole Miss	01/31/2017
	19	[5] Kentucky	01/17/2017
	19	at [14] Kentucky	01/12/2016

BEN HOWLAND ERA RECORDS • INDIVIDUAL

POINTS SCORED • ALL GAMES

RANK	PTS	PLAYER	OPPONENT	DATE
1	35	Tyson Carter	North Dakota State	11/30/2017
2	32	D.J. Stewart Jr.	vs. Dayton	12/12/2020
3	31	Quinnndary Weatherspoon	at Georgia	02/20/2019
4	29	Quinnndary Weatherspoon	Missouri	01/25/2017
5	28	Tyson Carter	Sam Houston State	11/08/2019
	28	Aric Holman	BYU	12/29/2018
	28	Lamar Peters	vs. Clemson	12/08/2018
	28	Gavin Ware	at Ole Miss	03/02/2016
	28	Gavin Ware	Alabama	02/02/2016
10	27	D.J. Stewart Jr.	at [18] Alabama	01/23/2021
	27	Tolu Smith	Florida	01/16/2021
	27	Reggie Perry	at Florida	01/28/2020
	27	Quinnndary Weatherspoon	vs. Liberty • NCAA-T	03/22/2019
	27	Quinnndary Weatherspoon	LSU	02/06/2019
	27	Quinnndary Weatherspoon	at Ole Miss	02/02/2019
	27	Quinnndary Weatherspoon	[16] Auburn	01/26/2019
	27	Quinnndary Weatherspoon	BYU	12/29/2018
	27	Lamar Peters	McNeese State	12/04/2018
	27	Quinnndary Weatherspoon	Morehead State	12/22/2016
20	26	Tyson Carter	at Arkansas	02/15/2020
	26	Reggie Perry	Arkansas	01/22/2020
	26	Reggie Perry	Kent State	12/30/2019
	26	Gavin Ware	Eastern Washington	11/13/2015
24	25	Reggie Perry	Vanderbilt	02/08/2020
	25	Quinnndary Weatherspoon	at Auburn	03/02/2019
	25	Tyson Carter	Stephen F. Austin • SFA	11/22/2017
	25	Quinnndary Weatherspoon	at Auburn	02/07/2017
	25	Lamar Peters	[5] Kentucky	01/17/2017
	25	Quinnndary Weatherspoon	at Arkansas	01/10/2017
	25	Quinnndary Weatherspoon	Missouri-Kansas City • UMKC	12/29/2016
	25	Quinnndary Weatherspoon	vs. Boise State	11/18/2016
	25	Malik Newman	Ole Miss	01/23/2016
	25	Gavin Ware	vs. Missouri State	11/22/2015
	25	I.J. Ready	Eastern Washington	11/13/2015
35	24	Iverson Molinar	at Vanderbilt	01/09/2021
	24	D.J. Stewart	[13] Missouri	01/05/2021
	24	Iverson Molinar	at Georgia	12/30/2020
	24	Tyson Carter	at South Carolina	03/03/2020
	24	Reggie Perry	at Ole Miss	02/11/2020
	24	Reggie Perry	Tennessee	02/01/2020
	24	Lamar Peters	vs. LSU • SEC-T	03/08/2018
	24	Lamar Peters	Georgia State	12/04/2016
	24	Quinnndary Weatherspoon	Vanderbilt	02/16/2016
	24	Craig Sword	at [21] Texas A&M	02/24/2016
45	23	D.J. Stewart Jr.	Texas State	11/30/2020
	23	Reggie Perry	Missouri	01/14/2020
	23	Tyson Carter	Florida International	11/05/2019
	23	Aric Holman	North Florida • UNF	12/30/2017
	23	Lamar Peters	at Auburn	02/07/2017
	23	Lamar Peters	Missouri	01/25/2017
	23	Quinnndary Weatherspoon	Tennessee	01/16/2016
52	22	Reggie Perry	Ole Miss	03/07/2020
	22	Reggie Perry	Georgia	01/18/2020
	22	Tyson Carter	vs. [17] Villanova	11/22/2019
	22	Tyson Carter	Missouri	02/26/2019
	22	Quinnndary Weatherspoon	at Arkansas	02/16/2019
	22	Lamar Peters	Alabama	02/12/2019
	22	Aric Holman	vs. Arizona State	11/19/2018
	22	Quinnndary Weatherspoon	Hartford	11/11/2018
	22	Lamar Peters	vs. [13] Tennessee • SEC-T	03/09/2018
	22	Lamar Peters	at Missouri	02/10/2018
	22	Nick Weatherspoon	[22] Arkansas	01/02/2018
	22	Quinnndary Weatherspoon	[22] Arkansas	01/02/2018
	22	Quinnndary Weatherspoon	North Georgia	12/09/2017
	22	Tyson Carter	[19] South Carolina	02/11/2017
	22	Quinnndary Weatherspoon	Norfolk State	11/11/2016
	22	Gavin Ware	UT Martin	11/28/2015
68	21	Iverson Molinar	Jackson State	12/08/2020
	21	Reggie Perry	Alabama	02/25/2020
	21	Nick Weatherspoon	Vanderbilt	02/08/2020
	21	Reggie Perry	[8] Auburn	01/04/2020
	21	Iverson Molinar	vs. Tulane	11/21/2019

RANK	PTS	PLAYER	OPPONENT	DATE
	21	Robert Woodard II	New Orleans	11/17/2019
	21	Lamar Peters	vs. Liberty • NCAA-T	03/22/2019
	21	Lamar Peters	Texas A&M	03/09/2019
	21	Tyson Carter	at Auburn	03/02/2019
	21	Reggie Perry	South Carolina	02/23/2019
	21	Reggie Perry	at Ole Miss	02/02/2019
	21	Quinnndary Weatherspoon	at Dayton	11/30/2018
	21	Quinnndary Weatherspoon	Long Beach State	11/16/2018
	21	Quinnndary Weatherspoon	Austin Peay	11/09/2018
	21	Quinnndary Weatherspoon	Little Rock	12/20/2017
	21	Aric Holman	UT Martin	12/16/2017
	21	Quinnndary Weatherspoon	UT Martin	12/16/2017
	21	Quinnndary Weatherspoon	Oregon State	12/01/2016
	21	Gavin Ware	Arkansas	02/09/2016
	21	Gavin Ware	Tennessee	01/16/2016
	21	Craig Sword	at Arkansas	01/09/2016
91	20	Iverson Molinar	Iowa State	01/30/2021
	20	Iverson Molinar	[13] Missouri	01/05/2021
	20	Iverson Molinar	vs. Dayton	12/12/2020
	20	Tolu Smith	vs. Liberty	11/26/2020
	20	D.J. Stewart Jr.	vs. Liberty	11/26/2020
	20	D.J. Stewart Jr.	Tennessee	02/01/2020
	20	Nick Weatherspoon	at Alabama	01/08/2020
	20	Tyson Carter	Louisiana Tech	12/05/2019
	20	Aric Holman	vs. [8] Tennessee • SEC-T	03/15/2019
	20	Quinnndary Weatherspoon	Texas A&M	03/09/2019
	20	Quinnndary Weatherspoon	Missouri	02/26/2019
	20	Quinnndary Weatherspoon	Alabama	02/12/2019
	20	Aric Holman	at South Carolina	01/08/2019
	20	Quinnndary Weatherspoon	vs. Clemson	12/08/2018
	20	Lamar Peters	Georgia	02/03/2018
	20	Quinnndary Weatherspoon	Missouri	01/27/2018
	20	Tyson Carter	Dayton	12/03/2017
	20	Quinnndary Weatherspoon	Stephen F. Austin • SFA	11/22/2017
	20	I.J. Ready	Ole Miss	02/21/2017
	20	I.J. Ready	Lehigh	11/25/2016
	20	I.J. Ready	at South Carolina	01/26/2016
	20	I.J. Ready	at Florida	01/19/2016
	20	Craig Sword	at Kentucky	01/12/2016
	20	Malik Newman	vs Northern Colorado	12/23/2015
	20	Craig Sword	at Florida State • FSU	12/16/2015
	20	Craig Sword	vs Miami • Florida	11/19/2015

FIELD GOALS MADE • ALL GAMES

RANK	FGM	PLAYER	OPPONENT	DATE
1	13	D.J. Stewart Jr.	vs. Dayton	12/12/2020
2	12	Tyson Carter	North Dakota State	11/30/2017
	12	Gavin Ware	Alabama	02/02/2016
	12	Gavin Ware	vs Missouri State	11/22/2015
5	11	Tolu Smith	Florida	01/16/2021
	11	Quinnndary Weatherspoon	at Georgia	02/20/2019
	11	Quinnndary Weatherspoon	LSU	02/06/2019
	11	Aric Holman	BYU	12/29/2018
	11	Quinnndary Weatherspoon	Missouri	01/25/2017
	11	Gavin Ware	at Ole Miss	03/02/2016
	11	Gavin Ware	Eastern Washington	11/13/2015
12	10	D.J. Stewart Jr.	[13] Missouri	01/05/2021
	10	Iverson Molinar	vs. Dayton	12/12/2020
	10	Quinnndary Weatherspoon	Austin Peay	11/09/2018
	10	Aric Holman	North Florida • UNF	12/30/2017
	10	Quinnndary Weatherspoon	Morehead State	12/22/2016
	10	Gavin Ware	vs Miami • Florida	11/19/2015

FIELD GOAL ATTEMPTS • ALL GAMES

RANK	FGA	PLAYER	OPPONENT	DATE
1	23	Iverson Molinar	vs. Dayton	12/12/2020
2	22	D.J. Stewart Jr.	vs. Dayton	12/12/2020
3	21	D.J. Stewart Jr.	at [18] Alabama	01/23/2021
	21	Iverson Molinar	Kentucky	01/02/2021
5	20	D.J. Stewart Jr.	at Georgia	12/30/2020
	20	Quinnndary Weatherspoon	[15] Florida	02/18/2017

BEN HOWLAND ERA RECORDS • INDIVIDUAL

FIELD GOAL PERCENTAGE • ALL GAMES • MIN • 5 FGM

RANK	FG%	PLAYER	OPPONENT	DATE
1	100.0 • 7-7	Nick Weatherspoon	Ole Miss	02/17/2018
	100.0 • 6-6	Abdul Ado	at Vanderbilt	02/14/2018
	100.0 • 6-6	Quinnndary Weatherspoon	UT Martin	11/28/2015
	100.0 • 5-5	Abdul Ado	Florida	01/16/2021
	100.0 • 5-5	Abdul Ado	vs. Liberty	11/26/2020
	100.0 • 5-5	Iverson Molinar	Kent State	12/30/2019
	100.0 • 5-5	KeyShawn Feazell	North Georgia	12/09/2017
	100.0 • 5-5	Aric Holman	North Georgia	12/09/2017
	100.0 • 5-5	Schneider Herard	at Alabama	01/28/2017
10	88.9 • 8-9	Nick Weatherspoon	Vanderbilt	02/08/2020
	88.9 • 8-9	Quinnndary Weatherspoon	Alabama State	11/10/2017

3-POINT FIELD GOALS MADE • ALL GAMES

RANK	3FGM	PLAYER	OPPONENT	DATE
1	8	Lamar Peters	vs. Clemson	12/08/2018
	8	Lamar Peters	McNeese State	12/04/2018
3	7	Lamar Peters	Missouri	01/25/2017
	7	Malik Newman	Ole Miss	01/23/2016
5	6	Tyson Carter	Texas A&M	03/09/2019
	6	Tyson Carter	at Auburn	03/02/2019
	6	Tyson Carter	Dayton	12/03/2017
	6	Tyson Carter	North Dakota State	11/30/2017
	6	Quinnndary Weatherspoon	at Arkansas	01/10/2017
	6	Lamar Peters	Georgia State	12/04/2016

3-POINT FIELD GOAL ATTEMPTS • ALL GAMES

RANK	3FGA	PLAYER	OPPONENT	DATE
1	14	Tyson Carter	at Auburn	03/02/2019
2	13	Tyson Carter	Louisiana Tech	12/05/2019
	13	Lamar Peters	McNeese State	12/04/2018
4	11	Lamar Peters	vs. Clemson	12/08/2018
	11	Lamar Peters	Missouri	01/25/2017

3-POINT FIELD GOAL PERCENTAGE • ALL GAMES • MIN • 3 FGM

RANK	3FG%	PLAYER	OPPONENT	DATE
1	100.0 • 5-5	Aric Holman	vs. [8] Tennessee • SEC-T	03/15/2019
	100.0 • 5-5	Xavian Stapleton	at Vanderbilt	02/14/2018
	100.0 • 4-4	Quinnndary Weatherspoon	North Georgia	12/09/2017
	100.0 • 4-4	Quinnndary Weatherspoon	vs. Southern Miss • USM	12/19/2016
	100.0 • 3-3	Reggie Perry	at Florida	01/28/2020
	100.0 • 3-3	Reggie Perry	at Coastal Carolina	11/24/2019
	100.0 • 3-3	Quinnndary Weatherspoon	Cincinnati	12/15/2018
	100.0 • 3-3	Aric Holman	at [25] Cincinnati	12/12/2017
	100.0 • 3-3	Quinnndary Weatherspoon	at Vanderbilt	02/25/2017
	100.0 • 3-3	Mario Kegler	at Auburn	02/07/2016
	100.0 • 3-3	I.J. Ready	at South Carolina	01/26/2016
	100.0 • 3-3	Travis Daniels	Southern	11/16/2015
13	85.7 • 6-7	Quinnndary Weatherspoon	at Arkansas	01/10/2017

FREE THROWS MADE • ALL GAMES

RANK	FTM	PLAYER	OPPONENT	DATE
1	14	Reggie Perry	Arkansas	01/22/2020
	14	Quinnndary Weatherspoon	Wofford	12/19/2018
3	13	Quinnndary Weatherspoon	vs. Liberty • NCAA-T	03/22/2019
4	12	Reggie Perry	Tennessee	02/01/2020
5	11	Quinnndary Weatherspoon	[16] Auburn	01/26/2019
	11	Quinnndary Weatherspoon	Stephen F. Austin • SFA	11/22/2017
	11	Lamar Peters	Texas A&M	01/14/2017
8	10	Reggie Perry	Kent State	12/30/2019
	10	Lamar Peters	at Auburn	02/07/2017

FREE THROW ATTEMPTS • ALL GAMES

RANK	FTA	PLAYER	OPPONENT	DATE
1	16	Quinnndary Weatherspoon	vs. Liberty • NCAA-T	03/22/2019
	16	Reggie Perry	LSU	02/06/2019
3	15	Reggie Perry	Tennessee	02/01/2020
	15	Reggie Perry	Arkansas	01/22/2020
	15	Quinnndary Weatherspoon	Wofford	12/19/2018
6	14	Javian Davis	Jackson State	12/08/2020
	14	Reggie Perry	Kent State	12/30/2019
	14	Quinnndary Weatherspoon	Stephen F. Austin • SFA	11/22/2017
	14	Schneider Herard	Tennessee	02/04/2017
10	12	Tolu Smith	vs. Clemson	11/25/2020

FREE THROW PERCENTAGE • ALL GAMES • MIN • 7 FTM

RANK	FT%	PLAYER	OPPONENT	DATE
1	100.0 • 11-11	Quinnndary Weatherspoon	[16] Auburn	01/26/2019
	100.0 • 11-11	Lamar Peters	Texas A&M	01/14/2017
	100.0 • 9-9	E.J. Datcher	Alabama State	11/10/2017
	100.0 • 9-9	Gavin Ware	Arkansas	02/09/2016
	100.0 • 8-8	Iverson Molinar	at [18] Alabama	01/23/2021
	100.0 • 7-7	D.J. Stewart Jr.	at [18] Alabama	01/23/2021
	100.0 • 7-7	Tyson Carter	Radford	12/18/2019
	100.0 • 7-7	Reggie Perry	Missouri	02/26/2019
	100.0 • 7-7	Reggie Perry	South Carolina	02/23/2019
	100.0 • 7-7	Quinnndary Weatherspoon	BYU	12/29/2018
	100.0 • 7-7	Quinnndary Weatherspoon	vs. LSU • SEC-T	03/08/2017
12	93.3 • 14-15	Reggie Perry	Arkansas	01/22/2020
	93.3 • 14-15	Quinnndary Weatherspoon	Wofford	12/19/2018

REBOUNDS • ALL GAMES

RANK	REB	PLAYER	OPPONENT	DATE
1	17	Reggie Perry	Kent State	12/30/2019
2	16	Reggie Perry	at South Carolina	03/03/2020
	16	Robert Woodard II	New Orleans	11/17/2019
4	15	Reggie Perry	at LSU	01/11/2020
	15	Schneider Herard	Tennessee	02/04/2017
6	14	Tolu Smith	Florida	01/16/2021
	14	Reggie Perry	Ole Miss	03/07/2020
	14	Reggie Perry	Louisiana Tech	12/05/2019
	14	Reggie Perry	Louisiana-Monroe • ULM	11/14/2019
	14	Reggie Perry	Sam Houston State	11/08/2019
	14	Reggie Perry	at Auburn	03/02/2019
	14	Reggie Perry	Long Beach State	11/16/2018
	14	Quinnndary Weatherspoon	at Louisville • NIT	03/20/2018
	14	Aric Holman	Vanderbilt	01/16/2018
	14	Quinnndary Weatherspoon	at Missouri	01/30/2016

ASSISTS • ALL GAMES

RANK	ASST	PLAYER	OPPONENT	DATE
1	14	Lamar Peters	Nebraska • NIT	03/14/2018
2	13	I.J. Ready	at South Carolina	02/28/2017
3	11	I.J. Ready	vs Northern Colorado	12/23/2015
	11	I.J. Ready	vs Missouri State	11/22/2015
5	10	Tyson Carter	vs. Coastal Carolina	11/24/2019
	10	Lamar Peters	[16] Auburn	01/26/2019
	10	Lamar Peters	at Baylor • NIT	03/18/2018
	10	Quinnndary Weatherspoon	North Dakota State	11/30/2017

STEALS • ALL GAMES

RANK	STL	PLAYER	OPPONENT	DATE
1	6	Tyson Carter	Florida International	11/06/2019
	6	Lamar Peters	Missouri	02/26/2019
	6	Quinnndary Weatherspoon	at Arkansas	02/16/2019
	6	Quinnndary Weatherspoon	Hartford	11/11/2018
4	5	D.J. Stewart Jr.	at Arkansas	02/02/2021
	5	Lamar Peters	Texas A&M	01/14/2017
	5	I.J. Ready	at Arkansas	01/10/2017
	5	I.J. Ready	Oregon State	12/01/2016
	5	I.J. Ready	Northwestern State	11/28/2016
	5	I.J. Ready	South Carolina	02/27/2016

BLOCKS • ALL GAMES

RANK	BLK	PLAYER	OPPONENT	DATE
1	9	Abdul Ado	[8] Auburn	01/04/2020
2	6	Abdul Ado	South Carolina	02/23/2019
3	5	Abdul Ado	North Texas	12/04/2020
	5	Abdul Ado	Sam Houston State	11/08/2019
	5	Abdul Ado	Missouri	02/26/2019
	5	Aric Holman	at South Carolina	01/08/2019
	5	Abdul Ado	Stephen F. Austin • SFA	11/22/2017
	5	Aric Holman	Northwestern State	11/28/2016
	5	Aric Holman	Norfolk State	11/11/2016

PLAYER CAREER STATS

NO. 0 JALEN JOHNSON • 2016-17 • FRESHMAN • SAINT LOUIS

OPPONENT	GS	PTS	REB	ASST	BLK	STL
Ball State		10	3	1	0	1
Southern Utah		4	2	0	0	1
Eastern Illinois		5	3	0	2	1
vs. Brigham Young • BYU		3	1	0	0	0
vs. Alabama		8	2	1	0	0
Samford		7	4	0	1	0
Kansas State		4	2	0	0	1
at Wichita State		5	5	0	0	0
Chicago State		4	3	1	0	1
at SIU • Carbondale		3	0	0	0	0
SIU • Edwardsville		2	2	1	0	0
Winthrop		13	4	1	1	1
Rhode Island • URI		4	5	0	0	1
at La Salle		0	2	2	0	0
Davidson		9	4	1	0	0
at Duquesne	•	9	3	1	0	0
at George Mason	•	17	10	2	0	1
St. Bonaventure	•	8	3	1	0	0
at Dayton	•	6	5	0	0	0
Massachusetts • UMass	•	14	9	0	1	2
at George Washington • GW	•	6	4	1	0	2
George Mason	•	8	8	0	1	0
North Carolina A&T	•	6	4	2	0	3
at St. Bonaventure	•	5	6	0	0	2
Duquesne	•	15	7	3	4	0
Dayton	•	3	4	2	0	2
at Fordham	•	8	3	2	0	2
at Va. Commonwealth • VCU	•	17	7	0	2	1
Saint Joseph's	•	17	10	0	2	1
La Salle	•	4	10	1	1	0
at Richmond	•	0	6	1	0	0
vs. Duquesne	•	9	4	1	1	0
vs. George Washington • GW	•	16	4	0	1	0
TOTALS	18	249	149	25	17	23

NO. 0 JALEN JOHNSON • 2017-18 • SOPHOMORE • SAINT LOUIS

OPPONENT	GS	PTS	REB	ASST	BLK	STL
Seattle	•	4	3	1	1	1
Rockhurst	•	14	2	2	1	1
vs. Virginia Tech	•	7	5	1	0	0
vs. Providence	•	2	2	0	0	1
Detroit	•	24	3	1	0	0
Western Michigan	•	10	4	1	1	0
at Butler	•	3	3	0	0	0
SIU • Carbondale	•	12	4	0	1	0
Houston	•	5	1	1	1	0
Murray State	•	10	14	2	1	1
at Oregon State [PDX]	•	8	7	0	1	0
Campbell	•	17	3	2	1	0
Southeast Missouri State	•	3	3	2	0	0
at La Salle	•	10	5	0	3	2
at Davidson	•	9	4	1	0	2
Richmond	•	9	2	1	1	0
Rhode Island • URI	•	10	7	0	0	0
at George Mason	•	10	5	0	1	1
Duquesne	•	4	2	0	0	1
at Massachusetts • UMass	•	5	3	2	1	0
Va. Commonwealth • VCU	•	0	2	0	0	0
Dayton	•	16	1	0	1	0
at Saint Joseph's	•	11	4	0	0	0
Fordham	•	14	1	1	0	0
at St. Bonaventure	•	9	3	0	0	0
La Salle	•	0	1	0	0	0
at Richmond	•	7	3	0	0	0
at Dayton	•	2	8	0	0	0
George Washington • GW	•	20	6	0	2	0
at Duquesne	•	18	3	0	2	1
St. Bonaventure	•	0	6	1	0	0
vs. George Washington • GW	•	18	3	1	2	1
vs. Davidson	•	10	4	2	0	0
TOTALS	24	301	127	22	21	12

NO. 0 JALEN JOHNSON • 2019-20 • RS JUNIOR • LOUISIANA-LAFAYETTE

OPPONENT	GS	PTS	REB	ASST	BLK	STL
Loyola • New Orleans	•	22	9	0	1	1
McNeese State	•	21	7	0	5	3
at Texas Christian • TCU	•	21	4	1	0	0
Youngstown State	•	16	10	1	0	2
at Wyoming	•	8	4	0	0	0
vs. Detroit	•	18	6	1	0	0
vs. UC Irvine • UCI	•	10	5	1	0	0
Southeastern Louisiana	•	26	10	2	0	0
at Arizona State	•	8	5	0	0	1
at Louisiana Tech	•	13	9	0	0	1
at Arkansas State	•	10	6	0	0	1
Little Rock • UALR	•	26	9	1	0	0
UC Santa Barbara	•	12	3	0	1	1
South Alabama	•	4	4	0	1	0
Troy	•	0	4	1	0	1
at Appalachian State	•	13	10	1	0	0
at Georgia State	•	12	7	0	0	0
at Georgia Southern	•	15	6	2	0	1
Texas-Arlington • UTA	•	23	8	1	0	0
Texas State	•	18	7	0	1	2
Louisiana-Monroe • ULM	•	27	7	2	3	2
at Texas-Arlington • UTA	•	15	13	1	0	0
at Texas State	•	12	6	0	2	1
Georgia State	•	17	10	1	1	0
Georgia Southern	•	14	3	2	0	0
at South Alabama	•	19	6	0	1	1
at Troy	•	20	5	2	2	2
at Louisiana-Monroe • ULM	•	15	9	2	0	1
Arkansas State	•	12	4	0	0	1
at Little Rock • UALR	•	8	3	1	0	0
Coastal Carolina	•	19	5	1	2	1
Arkansas State [SBT]	•	16	10	0	1	0
at Georgia Southern [SBT]	•	21	5	1	0	2
TOTALS	33	511	219	25	21	25

NO. 0 JALEN JOHNSON • 2020-21 • RS SENIOR • MSU

OPPONENT	GS	PTS	REB	ASST	BLK	STL
vs. Clemson		5	2	1	0	0
vs. Liberty		7	4	2	0	0
Texas State		6	4	1	0	0
North Texas		10	2	0	0	0
Jackson State		3	2	0	1	0
vs. Dayton		0	0	0	0	0
Central Arkansas	•	15	3	0	1	0
Mississippi Valley State	•	10	3	0	0	1
at Georgia	•	12	5	0	0	0
Kentucky	•	14	2	2	0	0
No. 13 Missouri	•	3	2	0	0	0
at Vanderbilt	•	10	2	0	1	1
Texas A&M	•	6	2	1	0	1
Florida	•	3	0	2	0	2
Ole Miss	•	3	3	0	1	1
at No. 18 Alabama	•	0	0	0	0	0
at No. 18 Tennessee		0	1	0	0	1
Iowa State		5	0	0	0	0
at Arkansas		6	1	0	0	0
at South Carolina						
LSU						
Vanderbilt						
at Auburn						
at Ole Miss						
South Carolina						
Alabama						
at Texas A&M						
TOTALS	10	118	38	9	4	7

NO. 5 IVERSON MOLINAR • 2019-20 • FRESHMAN

OPPONENT	GS	PTS	REB	ASST	BLK	STL
Florida International	•	14	2	2	0	0
Sam Houston State	•	2	1	5	1	0
Louisiana-Monroe	•	10	2	1	0	0
New Orleans	•	10	1	3	1	0
vs. Tulane	•	21	2	5	0	0
vs. No. 17 Villanova	•	9	1	3	0	1
at Coastal Carolina	•	6	2	2	0	0
Louisiana Tech	•	7	0	4	0	0
vs. Kansas State		8	0	0	0	0
Radford		3	0	2	2	0
vs. New Mexico State		3	0	0	0	0
Kent State		16	3	4	0	0
No. 8 Auburn		4	1	0	0	1
at Alabama		7	1	1	0	0
at LSU		3	1	0	0	0
Missouri		4	1	1	0	1
Georgia		6	2	1	0	0
Arkansas		8	0	0	0	0
at Oklahoma [OKC]		4	2	1	0	0
at Florida		0	0	0	0	0
Tennessee		2	0	0	0	0
at No. 15 Kentucky		0	0	0	0	0
Vanderbilt		2	2	1	0	0
at Ole Miss		0	0	0	0	0
at Arkansas		8	1	1	0	0
South Carolina		3	1	0	0	0
at Texas A&M		5	1	1	0	3
Alabama		7	1	0	0	0
at Missouri		5	1	0	0	1
at South Carolina		3	2	2	0	1
Ole Miss		4	1	0	0	0
TOTALS	8	184	32	40	4	8

NO. 1 IVERSON MOLINAR • 2020-21 • SOPHOMORE

OPPONENT	GS	PTS	REB	ASST	BLK	STL
vs. Clemson	DNP					
vs. Liberty	DNP					
Texas State	DNP					
North Texas	•	15	5	2	0	1
Jackson State	•	21	5	4	0	1
vs. Dayton	•	20	3	7	1	2
Central Arkansas	•	14	3	1	0	2
Mississippi Valley State	•	18	5	5	1	2
at Georgia	•	24	3	3	0	0
Kentucky	•	17	5	5	0	1
No. 13 Missouri	•	20	3	2	0	0
at Vanderbilt	•	24	8	1	0	4
Texas A&M	•	16	2	4	0	1
Florida	•	13	6	3	0	0
Ole Miss	•	7	6	3	0	1
at No. 18 Alabama	•	19	2	1	0	3
at No. 18 Tennessee	•	16	3	1	0	1
Iowa State	•	20	3	1	0	0
at Arkansas	•	6	3	3	0	0
at South Carolina						
LSU						
Vanderbilt						
at Auburn						
at Ole Miss						
South Carolina						
Alabama						
at Texas A&M						
TOTALS	16	270	65	46	2	19

PLAYER CAREER STATS

NO. 2 JAVIAN DAVIS • 2019-20 • RS FRESHMAN • ALABAMA

OPPONENT	GS	PTS	REB	ASST	BLK	STL
Pennsylvania • Penn		2	2	0	0	0
Florida Atlantic • FAU	•	19	9	2	0	1
at Rhode Island • URI	•	11	7	1	0	0
Furman	•	10	5	0	1	1
vs. No. 6 North Carolina	•	5	5	1	0	2
vs. Iowa State		7	5	2	0	0
vs. Southern Miss • USM	•	6	4	1	0	3
Stephen F. Austin • SFA	•	11	2	0	0	2
at No. 21 Penn State	•	8	4	0	0	0
at Samford	•	6	5	1	2	2
vs. Belmont		12	6	0	0	0
Richmond	•	2	2	1	0	0
at Florida		0	4	0	0	0
Mississippi State		4	4	1	1	0
at No. 14 Kentucky		4	3	0	1	1
No. 4 Auburn		1	3	1	0	0
Missouri		2	1	0	0	0
at Vanderbilt		2	7	0	3	1
Kansas State		0	0	0	0	1
at No. 22 LSU		5	1	0	1	0
Arkansas	•	11	2	1	3	0
Tennessee	•	8	3	0	1	1
at Georgia	•	13	8	0	0	1
at No. 11 Auburn	•	0	3	0	0	0
No. 25 LSU		0	1	0	0	0
Texas A&M		0	0	0	0	1
at Ole Miss		10	4	1	0	0
at Mississippi State		2	3	0	0	0
South Carolina	•	20	10	1	0	1
Vanderbilt		3	3	0	0	1
at Missouri		2	2	0	0	0
TOTALS	14	186	118	14	13	19

NO. 2 JAVIAN DAVIS • 2020-21 • RS SOPHOMORE • MSU

OPPONENT	GS	PTS	REB	ASST	BLK	STL
vs. Clemson		3	7	0	0	1
vs. Liberty		0	3	2	0	0
Texas State		7	8	0	1	0
North Texas		2	3	1	1	0
Jackson State		11	5	1	0	1
vs. Dayton		2	7	0	0	1
Central Arkansas		9	8	0	0	0
Mississippi Valley State		4	3	1	0	1
at Georgia		2	4	1	0	0
Kentucky		5	7	2	0	1
No. 13 Missouri	DNP					
at Vanderbilt	DNP					
Texas A&M	DNP					
Florida	DNP					
Ole Miss		2	2	1	1	2
at No. 18 Alabama		2	4	0	1	0
at No. 18 Tennessee		0	1	0	0	0
Iowa State		2	6	0	1	0
at Arkansas		0	3	1	0	0
at South Carolina						
LSU						
Vanderbilt						
at Auburn						
at Ole Miss						
South Carolina						
Alabama						
at Texas A&M						
TOTALS	0	51	71	10	5	7

NO. 3 D.J. STEWART JR. • 2019-20 • RS FRESHMAN

OPPONENT	GS	PTS	REB	ASST	BLK	STL
Florida International • FIU		8	2	2	0	3
Sam Houston State		15	1	2	0	1
Louisiana-Monroe • ULM		10	5	0	0	1
New Orleans		13	0	1	0	0
vs. Tulane		5	3	3	0	1
vs. No. 17 Villanova		8	4	0	0	1
at Coastal Carolina		11	2	2	2	0
Louisiana Tech		7	1	3	0	1
vs. Kansas State	•	10	1	2	1	2
Radford	•	10	3	3	0	0
vs. New Mexico State		0	0	4	0	1
Kent State		12	2	2	0	1
No. 8 Auburn		3	2	0	0	0
at Alabama		2	3	1	0	0
at LSU		9	1	0	0	1
Missouri	•	0	1	2	0	1
Georgia	•	2	1	1	1	2
Arkansas	•	14	4	0	2	1
at Oklahoma • OU [OKC]	•	12	8	2	0	0
at Florida	•	4	3	0	0	1
Tennessee	•	20	4	1	0	0
at No. 15 Kentucky	•	15	1	0	0	1
Vanderbilt	•	7	4	1	0	1
at Ole Miss	•	16	4	1	0	1
at Arkansas	•	10	3	0	0	2
South Carolina	•	16	2	3	0	1
at Texas A&M	•	2	4	5	0	2
Alabama	•	6	3	2	1	3
at Missouri	•	8	3	1	0	0
at South Carolina	•	2	2	3	0	2
Ole Miss		7	5	2	0	0
TOTALS	17	264	79	49	7	31

NO. 3 D.J. STEWART JR. • 2020-21 • RS SOPHOMORE

OPPONENT	GS	PTS	REB	ASST	BLK	STL
vs. Clemson	•	12	6	2	0	2
vs. Liberty	•	20	3	4	0	0
Texas State	•	23	3	2	0	0
North Texas	•	16	3	0	0	1
Jackson State	•	11	0	2	0	0
vs. Dayton	•	32	2	2	0	0
Central Arkansas	•	17	6	5	0	1
Mississippi Valley State	•	15	3	0	0	1
at Georgia	•	18	7	2	0	0
Kentucky	•	19	5	3	0	2
No. 13 Missouri	•	24	3	4	0	3
at Vanderbilt	•	16	2	3	0	1
Texas A&M	•	9	4	4	2	1
Florida	•	11	4	3	0	2
Ole Miss	•	18	3	0	0	0
at No. 18 Alabama	•	27	3	2	1	4
at No. 18 Tennessee	•	11	0	1	0	1
Iowa State	•	17	3	5	0	2
at Arkansas	•	8	3	3	0	5
at South Carolina						
LSU						
Vanderbilt						
at Auburn						
at Ole Miss						
South Carolina						
Alabama						
at Texas A&M						
TOTALS	19	324	63	48	3	26

NO. 4 CAMERON MATTHEWS • FRESHMAN

OPPONENT	GS	PTS	REB	ASST	BLK	STL
vs. Clemson	•	8	5	0	0	3
vs. Liberty	•	2	2	2	0	1
Texas State	•	0	3	5	0	2
North Texas	•	0	2	3	0	0
Jackson State	•	2	4	2	1	1
vs. Dayton	•	5	2	1	1	2
Central Arkansas		5	2	2	1	0
Mississippi Valley State		2	3	3	0	1
at Georgia		2	2	1	0	2
Kentucky		2	4	1	0	2
No. 13 Missouri		4	3	0	1	0
at Vanderbilt		1	0	0	0	1
Texas A&M		5	3	1	1	0
Florida		2	4	1	0	0
Ole Miss		0	0	2	0	1
at No. 18 Alabama		6	7	0	0	2
at No. 18 Tennessee	•	4	2	0	1	1
Iowa State	•	2	2	1	1	1
at Arkansas		0	2	0	0	0
at South Carolina						
LSU						
Vanderbilt						
at Auburn						
at Ole Miss						
South Carolina						
Alabama						
at Texas A&M						
TOTALS	8	52	52	25	7	20

NO. 5 DEIVON SMITH • FRESHMAN

OPPONENT	GS	PTS	REB	ASST	BLK	STL
vs. Clemson	•	2	4	1	0	1
vs. Liberty	•	10	5	5	1	2
Texas State	•	2	5	3	1	0
North Texas		4	3	0	0	0
Jackson State		5	5	2	0	2
vs. Dayton		2	1	3	0	1
Central Arkansas		0	1	2	0	0
Mississippi Valley State		1	7	4	0	0
at Georgia		13	3	3	1	2
Kentucky		2	0	0	0	1
No. 13 Missouri		6	4	3	0	2
at Vanderbilt		4	3	4	0	0
Texas A&M		2	2	0	0	2
Florida		5	6	4	0	1
Ole Miss		2	1	3	0	0
at No. 18 Alabama		5	2	2	0	0
at No. 18 Tennessee		6	4	5	0	1
Iowa State		10	3	9	0	1
at Arkansas	•	0	4	1	1	1
at South Carolina						
LSU						
Vanderbilt						
at Auburn						
at Ole Miss						
South Carolina						
Alabama						
at Texas A&M						
TOTALS	4	81	63	54	4	17

PLAYER CAREER STATS

NO. 11 ANDERSSON GARCIA - FRESHMAN

OPPONENT	GS	PTS	REB	ASST	BLK	STL
vs. Clemson		0	0	0	0	0
vs. Liberty		0	0	0	0	0
Texas State		0	3	0	0	0
North Texas	DNP					
Jackson State		2	2	0	1	1
vs. Dayton	DNP					
Central Arkansas		3	0	0	0	0
Mississippi Valley State		2	1	1	0	1
at Georgia	DNP					
Kentucky	DNP					
No. 13 Missouri	DNP					
at Vanderbilt	DNP					
Texas A&M	DNP					
Florida	DNP					
Ole Miss	DNP					
at No. 18 Alabama	DNP					
at No. 18 Tennessee	DNP					
Iowa State		5	0	2	0	1
at Arkansas	DNP					
at South Carolina						
LSU						
Vanderbilt						
at Auburn						
at Ole Miss						
South Carolina						
Alabama						
at Texas A&M						
TOTALS	0	12	6	3	1	3

NO. 20 DEREK FOUNTAIN - FRESHMAN

OPPONENT	GS	PTS	REB	ASST	BLK	STL
vs. Clemson	DNP					
vs. Liberty	DNP					
Texas State		0	0	0	0	0
North Texas	DNP					
Jackson State		2	1	0	0	0
vs. Dayton	DNP					
Central Arkansas	DNP					
Mississippi Valley State		0	2	0	0	0
at Georgia	DNP					
Kentucky	DNP					
No. 13 Missouri	DNP					
at Vanderbilt	DNP					
Texas A&M	DNP					
Florida	DNP					
Ole Miss	DNP					
at No. 18 Alabama	DNP					
at No. 18 Tennessee	DNP					
Iowa State		7	0	0	0	0
at Arkansas		7	4	0	1	0
at South Carolina						
LSU						
Vanderbilt						
at Auburn						
at Ole Miss						
South Carolina						
Alabama						
at Texas A&M						
TOTALS	0	16	7	0	1	0

NO. 24 ABDUL ADO - 2017-18 - RS FRESHMAN

OPPONENT	GS	PTS	REB	ASST	BLK	STL
Alabama State	DNP					
Florida A&M • FAMU	•	12	7	0	3	1
Green Bay	•	12	11	1	2	1
Stephen F. Austin • SFA	•	4	4	0	5	1
Jacksonville State	•	9	8	0	3	1
North Dakota State	•	5	4	0	0	2
Dayton	•	5	3	0	0	0
North Georgia	•	4	3	0	4	1
at No. 25 Cincinnati	•	0	4	0	3	4
UT Martin	•	6	12	0	3	1
Little Rock • UALR	•	6	13	1	3	2
vs. Southern Miss • USM	•	8	5	3	0	1
North Florida • UNF	•	5	9	0	2	1
No. 22 Arkansas	•	8	9	0	4	1
at Ole Miss	•	5	4	0	1	1
at Florida	•	12	10	1	1	0
No. 22 Auburn	•	10	11	0	2	2
Vanderbilt	•	9	6	1	1	1
at Alabama	•	11	4	0	1	0
at Kentucky	•	2	5	0	1	0
Missouri	•	12	7	0	0	1
at South Carolina	•	16	9	0	4	0
Georgia	•	7	6	1	2	0
Alabama	•	8	5	0	3	0
at Missouri	•	11	7	0	1	0
at Vanderbilt	•	15	7	2	1	2
Ole Miss	•	5	4	0	1	0
at Texas A&M	•	19	9	0	2	0
South Carolina	•	2	3	0	3	0
No. 16 Tennessee	•	3	1	1	1	2
at LSU	•	6	5	0	2	0
vs. LSU	•	3	3	0	3	1
vs. No. 13 Tennessee	•	4	8	0	0	0
Nebraska	•	15	9	1	1	0
at Baylor	•	3	1	0	1	0
at Louisville	•	7	7	1	3	1
vs. Penn State	•	13	8	0	0	0
TOTALS	36	282	231	13	67	28

NO. 24 ABDUL ADO - 2018-19 - RS SOPHOMORE

OPPONENT	GS	PTS	REB	ASST	BLK	STL
Austin Peay	•	11	4	0	3	0
Hartford	•	2	10	1	0	2
Long Beach State	•	2	8	0	2	2
vs. Arizona State	•	2	5	2	3	0
vs. Saint Mary's	DNP					
Alcorn State	DNP					
at Dayton	•	10	4	0	0	0
McNeese State	•	7	2	1	1	0
vs. Clemson	•	4	3	0	0	0
Cincinnati	•	3	4	0	0	1
Wofford	•	3	6	0	2	1
vs. Wright State	DNP					
Brigham Young • BYU	•	7	3	2	4	0
at South Carolina	•	12	5	0	3	2
Ole Miss	•	6	11	0	2	2
Florida	•	4	5	0	2	1
at Vanderbilt	•	4	3	0	2	1
at No. 8 Kentucky	•	0	3	0	3	0
No. 16 Auburn	•	8	3	0	1	1
at Alabama	•	3	7	0	3	0
at Ole Miss	•	4	3	0	1	1
No. 21 LSU	•	2	3	0	1	0
No. 5 Kentucky	•	6	4	0	2	0
Alabama	•	10	1	0	2	2
at Arkansas	•	5	7	1	0	1
at Georgia	•	7	6	0	1	1
South Carolina	•	7	4	1	6	0
Missouri	•	2	2	2	5	1
at Auburn	•	0	4	0	0	0
at No. 5 Tennessee	•	2	2	1	0	0
Texas A&M	•	3	6	0	3	0

OPPONENT	GS	PTS	REB	ASST	BLK	STL
vs. Texas A&M	•	7	4	1	0	0
vs. No. 8 Tennessee	•	2	4	1	2	0
vs. Liberty	•	0	4	0	3	1
TOTALS	30	145	140	13	57	20

NO. 24 ABDUL ADO - 2019-20 - RS JUNIOR

OPPONENT	GS	PTS	REB	ASST	BLK	STL
Florida International • FIU	•	6	4	1	2	0
Sam Houston State	•	0	6	0	5	1
Louisiana-Monroe • ULM	•	6	7	1	4	0
New Orleans	•	1	2	2	0	2
vs. Tulane	•	2	9	2	0	0
vs. No. 17 Villanova	•	2	2	1	0	0
at Coastal Carolina	•	4	4	0	1	0
Louisiana Tech	•	9	8	0	0	0
vs. Kansas State	•	13	9	0	3	0
Radford	•	17	12	1	0	1
vs. New Mexico State	•	4	7	0	0	0
Kent State	•	4	7	0	1	1
No. 8 Auburn	•	6	11	0	9	2
at Alabama	•	3	8	0	2	0
at LSU	•	12	12	0	0	0
Missouri	•	6	4	1	1	0
Georgia	•	4	6	1	4	0
Arkansas	•	2	5	0	0	0
at Oklahoma • OU [OKC]	•	4	5	1	1	1
at Florida	•	6	9	0	3	1
Tennessee	•	6	6	2	0	0
at No. 15 Kentucky	•	7	11	0	4	0
Vanderbilt	•	4	3	2	0	1
at Ole Miss	•	3	6	2	2	0
at Arkansas	•	2	7	0	2	0
South Carolina	•	14	7	0	1	0
at Texas A&M	•	6	6	0	2	1
Alabama	•	8	5	0	2	3
at Missouri	•	6	7	0	2	0
at South Carolina	•	5	5	1	3	1
Ole Miss	•	5	9	2	4	1
TOTALS	31	177	209	20	58	16

NO. 24 ABDUL ADO - RS SENIOR

OPPONENT	GS	PTS	REB	ASST	BLK	STL
vs. Clemson	•	0	7	1	0	0
vs. Liberty	•	14	5	1	1	0
Texas State	•	7	5	1	2	0
North Texas	•	6	9	0	5	2
Jackson State	•	4	8	2	1	0
vs. Dayton	•	2	7	0	0	1
Central Arkansas	•	6	5	0	2	1
Mississippi Valley State	•	4	3	0	1	1
at Georgia	•	5	8	2	3	2
Kentucky	•	5	5	1	4	3
No. 13 Missouri	•	6	7	1	3	0
at Vanderbilt	•	8	8	1	1	0
Texas A&M	•	4	5	0	1	1
Florida	•	11	9	1	3	1
Ole Miss	•	4	9	1	3	1
at No. 18 Alabama	•	6	1	0	3	1
at No. 18 Tennessee	•	6	12	0	1	1
Iowa State	•	0	7	1	0	0
at Arkansas	•	2	1	0	2	0
at South Carolina						
LSU						
Vanderbilt						
at Auburn						
at Ole Miss						
South Carolina						
Alabama						
at Texas A&M						
TOTALS	19	100	121	13	36	15

PLAYER CAREER STATS

NO. 32 QUINTEN POST • 2019-20 • FRESHMAN

OPPONENT	GS	PTS	REB	ASST	BLK	STL
Florida International • FIU	DNP					
Sam Houston State	DNP					
Louisiana-Monroe • ULM		0	0	0	0	0
New Orleans		2	3	0	0	0
vs. Tulane	DNP					
vs. No. 17 Villanova	DNP					
at Coastal Carolina		2	2	0	0	0
Louisiana Tech	DNP					
vs. Kansas State	DNP					
Radford	DNP					
vs. New Mexico State	DNP					
Kent State		3	0	0	1	0
No. 8 Auburn	DNP					
at Alabama	DNP					
at LSU	DNP					
Missouri		0	3	1	0	0
Georgia		2	2	0	0	0
Arkansas	DNP					
at Oklahoma • OU [OKC]	DNP					
at Florida	DNP					
Tennessee		0	0	0	0	0
at No. 15 Kentucky	DNP					
Vanderbilt	DNP					
at Ole Miss	DNP					
at Arkansas	DNP					
South Carolina	DNP					
at Texas A&M	DNP					
Alabama	DNP					
at Missouri	DNP					
at South Carolina	DNP					
Ole Miss		0	2	0	0	0
TOTALS	0	9	12	1	1	0

NO. 32 QUINTEN POST • 2020-21 • SOPHOMORE

OPPONENT	GS	PTS	REB	ASST	BLK	STL
vs. Clemson		0	0	0	0	0
vs. Liberty	DNP					
Texas State		9	5	3	2	0
North Texas		4	2	0	0	0
Jackson State		0	2	0	0	0
vs. Dayton		6	1	0	0	1
Central Arkansas		2	1	0	0	0
Mississippi Valley State		10	1	1	0	0
at Georgia		0	0	0	2	0
Kentucky		2	2	0	0	0
No. 13 Missouri		0	1	0	0	0
at Vanderbilt		3	3	0	0	0
Texas A&M		5	3	0	1	0
Florida		0	0	0	0	0
Ole Miss	DNP					
at No. 18 Alabama		0	1	0	0	0
at No. 18 Tennessee		5	10	0	2	2
Iowa State		7	6	0	1	1
at Arkansas		6	2	1	0	2
at South Carolina						
LSU						
Vanderbilt						
at Auburn						
at Ole Miss						
South Carolina						
Alabama						
at Texas A&M						
TOTALS	0	59	40	5	8	6

NO. 35 TOLU SMITH • 2018-19 • FRESHMAN • WESTERN KENTUCKY

OPPONENT	GS	PTS	REB	ASST	BLK	STL
at No. 25 Washington		3	0	0	0	0
UT Martin		6	7	0	0	0
vs. Valparaiso • Valpo		4	2	0	0	0
vs. West Virginia		9	2	1	0	0
vs. Central Florida • UCF		0	2	0	0	0
at Indiana State		0	1	0	0	0
Tennessee State		6	2	1	1	0
at Missouri State		2	0	0	0	0
at Arkansas		6	4	0	0	0
Troy		0	2	0	0	0
at Belmont		6	3	1	0	0
Saint Mary's		4	2	0	2	0
No. 15 Wisconsin		0	0	0	1	0
at Charlotte		4	3	0	2	0
at Old Dominion • ODU		2	1	0	0	0
at Marshall		6	3	0	1	0
Florida International • FIU		6	3	1	0	0
Florida Atlantic • FAU		1	1	1	0	0
Marshall [C-USA]		0	1	0	0	0
at Southern Miss • USM		0	1	0	0	0
at Louisiana Tech		5	9	1	2	0
Texas-San Antonio • UTSA		5	5	0	0	1
Texas-El Paso • UTEP		4	2	0	0	0
at Rice		4	3	0	0	0
at North Texas		4	3	0	0	0
Middle Tennessee		2	1	0	0	0
Alabama-Birmingham • UAB		4	5	0	0	1
at Old Dominion • ODU		4	1	0	0	0
at Alabama-Birmingham • UAB		4	2	0	0	0
Southern Miss • USM		4	3	0	0	0
Texas-San Antonio • UTSA		2	1	1	0	0
vs. North Texas		5	5	1	1	0
vs. Southern Miss • USM		0	4	0	0	1
vs. Old Dominion • ODU		0	0	0	0	0
TOTALS	0	112	89	8	10	3

NO. 35 TOLU SMITH • 2020-21 • RS SOPHOMORE • MSU

OPPONENT	GS	PTS	REB	ASST	BLK	STL
vs. Clemson	•	12	10	1	2	0
vs. Liberty	•	20	7	1	2	0
Texas State	•	12	5	1	1	0
North Texas	•	12	8	0	1	0
Jackson State	•	19	12	1	0	0
vs. Dayton	•	13	7	0	0	0
Central Arkansas	•	10	10	0	1	0
Mississippi Valley State	•	13	12	2	0	0
at Georgia	•	7	6	3	1	2
Kentucky	•	7	12	2	3	0
No. 13 Missouri	•	15	9	1	1	1
at Vanderbilt	•	18	8	0	1	0
Texas A&M	•	8	6	1	1	0
Florida	•	27	14	0	3	0
Ole Miss	•	10	6	2	0	0
at No. 18 Alabama	•	8	9	2	0	3
at No. 18 Tennessee	•	5	6	0	0	1
Iowa State	•	16	7	2	0	2
at Arkansas	•	10	5	1	0	1
at South Carolina						
LSU						
Vanderbilt						
at Auburn						
at Ole Miss						
South Carolina						
Alabama						
at Texas A&M						
TOTALS	19	242	159	20	17	10

NO. 55 KEONDRE MONTGOMERY • FRESHMAN

OPPONENT	GS	PTS	REB	ASST	BLK	STL
vs. Clemson	DNP					
vs. Liberty	DNP					
Texas State		2	0	1	0	0
North Texas	DNP					
Jackson State		0	1	1	0	0
vs. Dayton	DNP					
Central Arkansas		0	0	1	0	0
Mississippi Valley State		5	0	0	0	0
at Georgia	DNP					
Kentucky	DNP					
No. 13 Missouri	DNP					
at Vanderbilt	DNP					
Texas A&M	DNP					
Florida	DNP					
Ole Miss	DNP					
at No. 18 Alabama	DNP					
at No. 18 Tennessee	DNP					
Iowa State		2	1	0	0	0
at Arkansas	DNP					
at South Carolina						
LSU						
Vanderbilt						
at Auburn						
at Ole Miss						
South Carolina						
Alabama						
at Texas A&M						
TOTALS	0	9	2	3	0	0

NO. 21 JUSTIN RUMPH • 2019-20 • JUNIOR

OPPONENT	GS	PTS	REB	ASST	BLK	STL
Florida International • FIU	DNP					
Sam Houston State	DNP					
Louisiana-Monroe • ULM	DNP					
New Orleans	DNP					
vs. Tulane	DNP					
vs. No. 17 Villanova	DNP					
at Coastal Carolina	DNP					
Louisiana Tech	DNP					
vs. Kansas State	DNP					
Radford	DNP					
vs. New Mexico State	DNP					
Kent State	DNP					
No. 8 Auburn	DNP					
at Alabama	DNP					
at LSU	DNP					
Missouri	DNP					
Georgia	DNP					
Arkansas	DNP					
at Oklahoma • OU [OKC]	DNP					
at Florida	DNP					
Tennessee	DNP					
at No. 15 Kentucky	DNP					
Vanderbilt	DNP					
at Ole Miss	DNP					
at Arkansas	DNP					
South Carolina	DNP					
at Texas A&M	DNP					
Alabama	DNP					
at Missouri	DNP					
at South Carolina	DNP					
Ole Miss	DNP					
TOTALS	0	0	0	0	0	0

PLAYER CAREER STATS

NO. 21 JUSTIN RUMPH - RS JUNIOR

OPPONENT	GS	PTS	REB	ASST	BLK	STL
vs. Clemson	DNP					
vs. Liberty	DNP					
Texas State	DNP					
North Texas	DNP					
Jackson State	DNP					
vs. Dayton	DNP					
Central Arkansas	DNP					
Mississippi Valley State		3	1	0	0	0
at Georgia	DNP					
Kentucky	DNP					
No. 13 Missouri	DNP					
at Vanderbilt	DNP					
Texas A&M	DNP					
Florida	DNP					
Ole Miss	DNP					
at No. 18 Alabama	DNP					
at No. 18 Tennessee	DNP					
Iowa State	DNP					
at Arkansas	DNP					
at South Carolina						
LSU						
Vanderbilt						
at Auburn						
at Ole Miss						
South Carolina						
Alabama						
at Texas A&M						
TOTALS	0	3	0	0	0	0

NO. 25 ISAAC STANSBURY - 2019-20 • FRESHMAN

OPPONENT	GS	PTS	REB	ASST	BLK	STL
Florida International • FIU	DNP					
Sam Houston State	DNP					
Louisiana-Monroe • ULM	DNP					
New Orleans	DNP					
vs. Tulane	DNP					
vs. No. 17 Villanova	DNP					
at Coastal Carolina	DNP					
Louisiana Tech	DNP					
vs. Kansas State	DNP					
Radford	DNP					
vs. New Mexico State	DNP					
Kent State	DNP					
No. 8 Auburn	DNP					
at Alabama	DNP					
at LSU	DNP					
Missouri	DNP					
Georgia	DNP					
Arkansas	DNP					
at Oklahoma • OU [OKC]	DNP					
at Florida	DNP					
Tennessee	DNP					
at No. 15 Kentucky	DNP					
Vanderbilt	DNP					
at Ole Miss	DNP					
at Arkansas	DNP					
South Carolina	DNP					
at Texas A&M	DNP					
Alabama	DNP					
at Missouri	DNP					
at South Carolina	DNP					
Ole Miss	DNP					
TOTALS	0	0	0	0	0	0

NO. 25 ISAAC STANSBURY - 2020-21 • SOPHOMORE

OPPONENT	GS	PTS	REB	ASST	BLK	STL
vs. Clemson	DNP					
vs. Liberty	DNP					
Texas State	DNP					
North Texas	DNP					
Jackson State	DNP					
vs. Dayton	DNP					
Central Arkansas	DNP					
Mississippi Valley State		0	0	1	0	1
at Georgia	DNP					
Kentucky	DNP					
No. 13 Missouri	DNP					
at Vanderbilt	DNP					
Texas A&M	DNP					
Florida	DNP					
Ole Miss	DNP					
at No. 18 Alabama	DNP					
at No. 18 Tennessee	DNP					
Iowa State		0	0	0	0	1
at Arkansas	DNP					
at South Carolina						
LSU						
Vanderbilt						
at Auburn						
at Ole Miss						
South Carolina						
Alabama						
at Texas A&M						
TOTALS	0	0	0	1	0	2

NO. 30 ANDREW JUNKIN - 2019-20 • RS FRESHMAN

OPPONENT	GS	PTS	REB	ASST	BLK	STL
Florida International • FIU	DNP					
Sam Houston State	DNP					
Louisiana-Monroe • ULM	DNP					
New Orleans		0	0	0	0	0
vs. Tulane	DNP					
vs. No. 17 Villanova	DNP					
at Coastal Carolina		0	0	0	1	0
Louisiana Tech	DNP					
vs. Kansas State	DNP					
Radford	DNP					
vs. New Mexico State	DNP					
Kent State	DNP					
No. 8 Auburn	DNP					
at Alabama	DNP					
at LSU	DNP					
Missouri		0	0	0	0	0
Georgia	DNP					
Arkansas	DNP					
at Oklahoma • OU [OKC]	DNP					
at Florida	DNP					
Tennessee	DNP					
at No. 15 Kentucky	DNP					
Vanderbilt	DNP					
at Ole Miss	DNP					
at Arkansas	DNP					
South Carolina	DNP					
at Texas A&M	DNP					
Alabama	DNP					
at Missouri	DNP					
at South Carolina	DNP					
Ole Miss	DNP					
TOTALS	0	0	0	0	1	0

NO. 30 ANDREW JUNKIN - 2020-21 • RS SOPHOMORE

OPPONENT	GS	PTS	REB	ASST	BLK	STL
vs. Clemson	DNP					
vs. Liberty	DNP					
Texas State	DNP					
North Texas	DNP					
Jackson State		2	0	0	0	0
vs. Dayton	DNP					
Central Arkansas	DNP					
Mississippi Valley State		0	0	0	0	0
at Georgia	DNP					
Kentucky	DNP					
No. 13 Missouri	DNP					
at Vanderbilt	DNP					
Texas A&M	DNP					
Florida	DNP					
Ole Miss	DNP					
at No. 18 Alabama	DNP					
at No. 18 Tennessee	DNP					
Iowa State		2	0	0	1	0
at Arkansas	DNP					
at South Carolina						
LSU						
Vanderbilt						
at Auburn						
at Ole Miss						
South Carolina						
Alabama						
at Texas A&M						
TOTALS	0	4	0	0	1	0

NO. 33 REGGIE MORRIS - 2020-21 • FRESHMAN

OPPONENT	GS	PTS	REB	ASST	BLK	STL
vs. Clemson	DNP					
vs. Liberty	DNP					
Texas State		0	1	0	0	0
North Texas	DNP					
Jackson State		0	0	0	0	0
vs. Dayton	DNP					
Central Arkansas	DNP					
Mississippi Valley State		0	0	1	0	0
at Georgia	DNP					
Kentucky	DNP					
No. 13 Missouri	DNP					
at Vanderbilt	DNP					
Texas A&M	DNP					
Florida	DNP					
Ole Miss	DNP					
at No. 18 Alabama	DNP					
at No. 18 Tennessee	DNP					
Iowa State		0	0	0	0	0
at Arkansas	DNP					
at South Carolina						
LSU						
Vanderbilt						
at Auburn						
at Ole Miss						
South Carolina						
Alabama						
at Texas A&M						
TOTALS	0	0	1	1	0	0

PLAYER SEASON & CAREER HIGHS

NO. 0 JALEN JOHNSON

2020-21 SEASON	CAREER
15 • Central Arkansas • 12/16/20	PTS 27 • Louisiana-Monroe • ULM • 01/25/20 • ULL
5 • at Georgia • 12/30/20	REB 14 • Murray State • 12/12/17 • SLU
4 • 2x • Last: Kentucky • 01/02/21	FGM 10 • Southeastern Louisiana • 12/03/19 • ULL
3 • 4x • Last: at Vanderbilt • 01/09/21	3-PT FGM 5 • 2x • Last: at Duquesne • 02/28/18 • SLU
6 • 2x • Last: Central Arkansas • 12/16/20	FTM 10 • Louisiana-Monroe • ULM • 01/25/20 • ULL
2 • 3x • Last: Florida • 01/16/21	ASST 3 • Duquesne • 02/11/17 • SLU
1 • 4x • Last: Ole Miss • 01/19/21	BLK 5 • McNeese State • 11/09/19 • ULL
2 • Florida • 01/16/21	STL 3 • 2x • Last: McNeese State • 11/09/19 • ULL
38 • Kentucky • 01/02/21	MIN 40 • 6x • Last: at Texas-Arlington • UTA • 01/30/20 • ULL

NO. 1 IVERSON MOLINAR

2020-21 SEASON	CAREER
24 • 2x • Last: at Vanderbilt • 01/09/21	PTS 24 • 2x • Last: at Vanderbilt • 01/09/21
8 • at Vanderbilt • 01/09/21	REB 8 • at Vanderbilt • 01/09/21
10 • vs. Dayton • 12/12/20	FGM 10 • vs. Dayton • 12/12/20
5 • Jackson State • 12/08/20	3-PT FGM 5 • Jackson State • 12/08/20
8 • at No. 18 Alabama • 01/23/21	FTM 8 • at No. 18 Alabama • 01/23/21
7 • vs. Dayton • 12/12/20	ASST 7 • vs. Dayton • 12/12/20
1 • 2x • Last: Mississippi Valley State • 12/21/20	BLK 2 • Radford • 12/18/19
4 • at Vanderbilt • 01/09/21	STL 4 • at Vanderbilt • 01/09/21
44 • Kentucky • 01/02/21	MIN 44 • Kentucky • 01/02/21

NO. 2 JAVIAN DAVIS

2020-21 SEASON	CAREER
11 • Jackson State • 12/08/20	PTS 20 • South Carolina • 02/29/20 • BAMA
8 • 2x • Last: Central Arkansas • 12/16/20	REB 10 • South Carolina • 02/29/20 • BAMA
3 • 2x • Last: Central Arkansas • 12/16/20	FGM 6 • Florida Atlantic • FAU • 11/11/19 • BAMA
1 • 2x • Last: Jackson State • 12/08/20	3-PT FGM 1 • 4x • Last: Jackson State • 12/08/20 • MSU
8 • Jackson State • 12/08/20	FTM 11 • South Carolina • 02/29/20 • BAMA
2 • 2x • Last: Kentucky • 01/02/21	ASST 2 • 4x • Last: Kentucky • 01/02/21 • MSU
1 • 5x • Last: Iowa State • 01/30/21	BLK 3 • 2x • Last: Arkansas • 02/01/20 • BAMA
2 • Ole Miss • 01/19/21	STL 3 • vs. Southern Miss • USM • 11/29/19 • BAMA
27 • Kentucky • 01/02/21	MIN 31 • South Carolina • 02/29/20 • BAMA

NO. 3 D.J. STEWART JR.

2020-21 SEASON	CAREER
32 • vs. Dayton • 12/12/20	PTS 32 • vs. Dayton • 12/12/20
7 • at Georgia • 12/30/20	REB 8 • at Oklahoma • 01/25/20
13 • vs. Dayton • 12/12/20	FGM 13 • vs. Dayton • 12/12/20
5 • Texas State • 11/30/20	3-PT FGM 5 • Texas State • 11/30/20
8 • Kentucky • 01/02/21	FTM 8 • Kentucky • 01/02/21
5 • 2x • Last: Iowa State • 01/30/21	ASST 5 • 3x • Last: Iowa State • 01/30/21
2 • Texas A&M • 01/13/21	BLK 2 • 3x • Last: Texas A&M • 01/13/21
5 • at Arkansas • 02/02/21	STL 5 • at Arkansas • 02/02/21
47 • 2x • Last: Kentucky • 01/02/21	MIN 47 • 2x • Last: Kentucky • 01/02/21

NO. 4 CAMERON MATTHEWS

2020-21 SEASON	CAREER
8 • vs. Clemson • 11/25/20	PTS 8 • vs. Clemson • 11/25/20
7 • at No. 18 Alabama • 01/23/21	REB 7 • at No. 18 Alabama • 01/23/21
3 • 2x • Last: at No. 18 Alabama • 01/23/21	FGM 3 • 2x • Last: at No. 18 Alabama • 01/23/21
2 • vs. Clemson • 11/25/20	3-PT FGM 2 • vs. Clemson • 11/25/20
2 • 2x • Last: Iowa State • 01/30/21	FTM 2 • 2x • Last: Iowa State • 01/30/21
5 • Texas State • 11/30/20	ASST 5 • Texas State • 11/30/20
1 • 7x • Last: Iowa State • 01/30/21	BLK 1 • 7x • Last: Iowa State • 01/30/21
3 • vs. Clemson • 11/25/20	STL 3 • vs. Clemson • 11/25/20
36 • vs. Dayton • 12/12/20	MIN 36 • vs. Dayton • 12/12/20

NO. 5 DEIVON SMITH

2020-21 SEASON	CAREER
13 • at Georgia • 12/30/20	PTS 13 • at Georgia • 12/30/20
7 • Mississippi Valley State • 12/21/20	REB 7 • Mississippi Valley State • 12/21/20
5 • Iowa State • 01/30/21	FGM 5 • Iowa State • 01/30/21
3 • at Georgia • 12/30/20	3-PT FGM 3 • at Georgia • 12/30/20
3 • Jackson State • 12/08/20	FTM 3 • Jackson State • 12/08/20
9 • Iowa State • 01/30/21	ASST 9 • Iowa State • 01/30/21
1 • 4x • Last: at Arkansas • 02/02/21	BLK 1 • 4x • Last: at Arkansas • 02/02/21
2 • 5x • Last: Texas A&M • 01/13/21	STL 2 • 5x • Last: Texas A&M • 01/13/21
29 • 3x • Last: Texas State • 11/30/20	MIN 29 • 3x • Last: Texas State • 11/30/20

NO. 11 ANDERSSON GARCIA

2020-21 SEASON	CAREER
5 • Iowa State • 01/30/21	PTS 5 • Iowa State • 01/30/21
3 • Texas State • 11/30/20	REB 3 • Texas State • 11/30/20
2 • Iowa State • 01/30/21	FGM 2 • Iowa State • 01/30/21
1 • 2x • Last: Iowa State • 01/30/21	3-PT FGM 1 • 2x • Last: Iowa State • 01/30/21
2 • Iowa State • 01/30/21	FTM 2 • Iowa State • 01/30/21
1 • Jackson State • 12/08/20	ASST 2 • Iowa State • 01/30/21
1 • 3x • Last: Iowa State • 01/30/21	BLK 1 • Jackson State • 12/08/20
7 • 2x • Last: Iowa State • 01/30/21	STL 1 • 3x • Last: Iowa State • 01/30/21
	MIN 7 • 2x • Last: Iowa State • 01/30/21

NO. 20 DEREK FOUNTAIN

2020-21 SEASON	CAREER
7 • 2x • Last: at Arkansas • 02/02/21	PTS 7 • 2x • Last: at Arkansas • 02/02/21
4 • at Arkansas • 02/02/21	REB 4 • at Arkansas • 02/02/21
3 • Iowa State • 01/30/21	FGM 3 • Iowa State • 01/30/21
2 • at Arkansas • 02/02/21	3-PT FGM 2 • at Arkansas • 02/02/21
1 • at Arkansas • 02/02/21	FTM 1 • at Arkansas • 02/02/21
	ASST 1 • at Arkansas • 02/02/21
1 • at Arkansas • 02/02/21	BLK 1 • at Arkansas • 02/02/21
	STL 1 • at Arkansas • 02/02/21
10 • at Arkansas • 02/02/21	MIN 10 • at Arkansas • 02/02/21

NO. 24 ABDUL ADO

2020-21 SEASON	CAREER
14 • vs. Liberty • 11/26/20	PTS 19 • at Texas A&M • 02/20/18
12 • at No. 18 Tennessee • 01/26/21	REB 13 • Little Rock • 12/20/17
5 • 2x • Last: Florida • 01/16/21	FGM 8 • at Texas A&M • 02/20/18
	3-PT FGM 3 • at Texas A&M • 02/20/18
4 • 2x • Last: No. 13 Missouri • 01/05/2021	FTM 7 • Radford • 12/18/19
2 • 2x • Last: at Georgia • 12/30/20	ASST 3 • vs. Southern Miss • 12/23/17
5 • North Texas • 12/04/20	BLK 9 • No. 8 Auburn • 01/04/20
3 • Kentucky • 01/02/21	STL 4 • at No. 25 Cincinnati • 12/12/17
36 • Ole Miss • 01/19/21	MIN 37 • 2x • Last: at South Carolina • 03/03/20

NO. 32 QUINTEN POST

2020-21 SEASON	CAREER
10 • Mississippi Valley State • 12/21/20	PTS 10 • Mississippi Valley State • 12/21/20
10 • at No. 18 Tennessee • 01/26/21	REB 10 • at No. 18 Tennessee • 01/26/21
4 • 2x • Last: Mississippi Valley State • 12/21/20	FGM 4 • 2x • Last: Mississippi Valley State • 12/21/20
2 • 2x • Last: at Arkansas • 02/02/21	3-PT FGM 2 • 2x • Last: at Arkansas • 02/02/21
2 • Mississippi Valley State • 12/21/20	FTM 2 • 2x • Last: Mississippi Valley State • 12/21/20
3 • Texas State • 11/30/20	ASST 3 • Texas State • 11/30/20
2 • 3x • Last: at No. 18 Tennessee • 01/26/21	BLK 2 • 3x • Last: at No. 18 Tennessee • 01/26/21
2 • 2x • Last: at Arkansas • 02/02/21	STL 2 • 2x • Last: at Arkansas • 02/02/21
16 • 3x • Last: Iowa State • 01/30/21	MIN 16 • 3x • Last: Iowa State • 01/30/21

NO. 35 TOLU SMITH

2020-21 SEASON	CAREER
27 • Florida • 01/16/21	PTS 27 • Florida • 01/16/21
14 • Florida • 01/16/21	REB 14 • Florida • 01/16/21
11 • Florida • 01/16/21	FGM 11 • Florida • 01/16/21
	3-PT FGM 3 • at Georgia • 12/30/20
6 • 3x • Last: Texas State • 11/30/20	FTM 6 • 3x • Last: Texas State • 11/30/20
3 • at Georgia • 12/30/20	ASST 3 • at Georgia • 12/30/20
3 • 2x • Last: Florida • 01/16/21	BLK 3 • 2x • Last: Florida • 01/16/21
3 • at No. 18 Alabama • 01/23/21	STL 3 • at No. 18 Alabama • 01/23/21
38 • Texas A&M • 01/13/21	MIN 38 • Texas A&M • 01/13/21

NO. 55 KEONDRÉ MONTGOMERY

2020-21 SEASON	CAREER
5 • Mississippi Valley State • 12/21/20	PTS 5 • Mississippi Valley State • 12/21/20
1 • 2x • Last: Iowa State • 01/30/21	REB 1 • 2x • Last: Iowa State • 01/30/21
2 • Mississippi Valley State • 12/21/20	FGM 2 • Mississippi Valley State • 12/21/20
1 • Mississippi Valley State • 12/21/20	3-PT FGM 1 • Mississippi Valley State • 12/21/20
	FTM 1 • Mississippi Valley State • 12/21/20
1 • 3x • Last: Central Arkansas • 12/16/20	ASST 1 • 3x • Last: Central Arkansas • 12/16/20
	BLK 1 • 3x • Last: Central Arkansas • 12/16/20
	STL 1 • 3x • Last: Central Arkansas • 12/16/20
7 • Iowa State • 01/30/21	MIN 7 • Iowa State • 01/30/21



#0 Jalen Johnson

Forward • 6-6 • 210 • R SR • TR • Baton Rouge, Louisiana • University Lab School • Louisiana-Lafayette

2020-21 OVERALL

PPG 6.2 RPG 2.0 APG 0.5 SPG 0.4 BPG 0.2

2020-21 SEC GAMES

PPG 5.7 RPG 1.8 APG 0.5 SPG 0.6 BPG 0.2

J. JOHNSON'S SEASON/CAREER HIGHS

POINTS

Season 15 • Central Arkansas • 12/16/2020
Career 27 • Louisiana-Monroe • ULM • 01/25/2020 ULL

REBOUNDS

Season 5 • at Georgia • 12/30/2020
Career 14 • Murray State • 12/12/2017 SLU

FIELD GOALS MADE

Season 4 • Kentucky • 01/02/2021
4 • Mississippi Valley State • 12/21/2020
Career 10 • Southeastern Louisiana • 12/03/2019 ULL

3-POINT FIELD GOALS MADE

Season 3 • at Vanderbilt • 01/09/2021
3 • Kentucky • 01/02/2021
3 • at Georgia • 12/30/2020
3 • Central Arkansas • 12/16/2020
Career 5 • at Duquesne • 02/28/2018 SLU
5 • at George Mason • 01/14/2017 SLU

FREE THROWS MADE

Season 6 • Central Arkansas • 12/16/2020
6 • North Texas • 12/04/2020
Career 10 • Louisiana-Monroe • ULM • 01/25/2020 ULL

ASSISTS

Season 2 • Florida • 01/16/2021
2 • Kentucky • 01/02/2021
2 • vs. Liberty • 11/26/2020
Career 3 • Duquesne • 02/11/2017 SLU

BLOCKS

Season 1 • 4x • Last: Ole Miss • 01/19/2021
Career 5 • McNeese State • 11/09/2019 ULL

STEALS

Season 2 • Florida • 01/16/2021
Career 3 • McNeese State • 11/09/2019 ULL
3 • North Carolina A&T • 02/04/2017 SLU

MINUTES

Season 38 • Kentucky • 01/02/2021
Career 40 • 6x • Last: at Texas-Arlington • UTA • 01/30/2020

J. JOHNSON'S TOP SCORING PERFORMANCES

RK	PTS	OPPONENT	DATE • SCHOOL
1	27	Louisiana-Monroe • ULM	01/25/2020 • ULL
2	26	Southeastern Louisiana	12/03/2019 • ULL
	26	Little Rock • UALR	12/21/2019 • ULL
4	24	Detroit	11/22/2017 • SLU
5	23	Texas-Arlington • UTA	01/16/2020 • ULL
6	22	Loyola • New Orleans	11/05/2019 • ULL
7	21	at Georgia Southern [SBC-T]	03/09/2020 • ULL
	21	at Texas Christian • TCU	11/12/2019 • ULL
	21	McNeese State	11/09/2019 • ULL
10	20	at Troy	02/15/2020 • ULL
	20	George Washington • GW	02/24/2018 • SLU

J. JOHNSON'S GAME-BY-GAME STATISTICS • 2020-21

DATE • OPPONENT	GS	MIN	FG	3FG	FT	REB • O-D-T	PF/D	AST	TO	BLK	STL	PTS
11/25 • vs. Clemson		19	2-4	1-2	0-0	1 • 1 • 2	0	1	1	0	0	5
11/26 • vs. Liberty		20	3-5	1-3	0-0	0 • 4 • 4	1	2	1	0	0	7
11/30 • Texas State		22	2-9	2-7	0-0	0 • 4 • 4	0	1	0	0	0	6
12/04 • North Texas		16	2-4	0-2	6-7	0 • 2 • 2	2	0	1	0	0	10
12/08 • Jackson State		13	1-4	1-2	0-0	0 • 2 • 2	0	0	0	1	0	3
12/12 • vs. Dayton		6	0-0	0-0	0-0	0 • 0 • 0	0	0	0	0	0	0
12/16 • Central Arkansas • UCA	•	29	3-8	3-5	6-6	0 • 3 • 3	1	0	0	1	0	15
12/21 • Mississippi Valley State	•	24	4-7	2-5	0-0	1 • 2 • 3	0	0	1	0	1	10
12/30 • at Georgia [SEC]	•	31	3-11	3-9	3-4	1 • 4 • 5	1	0	0	0	0	12
01/02 • Kentucky [SEC]	•	38	4-6	3-5	3-4	1 • 1 • 2	1	2	0	0	0	14
01/05 • No. 13/13 Missouri [SEC]	•	22	1-2	1-2	0-0	1 • 1 • 2	0	0	0	0	0	3
01/09 • at Vanderbilt [SEC]	•	26	3-5	3-4	1-2	0 • 2 • 2	3	0	2	1	1	10
01/13 • Texas A&M [SEC]	•	20	2-6	1-3	1-2	1 • 1 • 2	2	1	1	0	1	6
01/16 • Florida [SEC]	•	19	1-4	0-2	1-2	0 • 0 • 0	0	2	1	0	2	3
01/19 • Ole Miss [SEC]	•	17	1-5	1-3	0-0	0 • 3 • 3	0	0	1	1	1	3
01/23 • at No. 18/16 Alabama [SEC]	•	4	0-0	0-0	0-0	0 • 0 • 0	1	0	1	0	0	0
01/26 • at No. 18/17 Tennessee [SEC]		8	0-2	0-2	0-0	0 • 1 • 1	0	0	0	0	1	0
01/30 • Iowa State [SEC/Big 12]		17	2-5	1-3	0-1	0 • 0 • 0	3	0	1	0	0	5
02/02 • at Arkansas [SEC]		14	2-5	1-3	1-2	0 • 1 • 1	2	0	1	0	0	6
02/06 • at South Carolina [SEC]												
02/10 • LSU [SEC]												
02/13 • Vanderbilt [SEC]												
02/16 • at Auburn [SEC]												
02/20 • at Ole Miss [SEC]												
02/24 • South Carolina [SEC]												
02/27 • Alabama [SEC]												
03/03 • at Texas A&M [SEC]												

J. JOHNSON'S STANDOUT PERFORMANCES	16-17 • FR • SLU	17-18 • SO • SLU	19-20 • JR • ULL	20-21 • SR • MSU	CAREER
10+ Points	8	16	28	6	58
20+ Points	-	2	9	-	11
Led MSU in Scoring	-	-	-	-	0
5+ Rebounds	12	9	25	1	47
10+ Rebounds	3	1	6	-	10
Double-Doubles	2	1	6	-	9
20+PTS • 10+ REB	-	-	1	-	1
Led MSU in Rebounding	-	-	-	-	0
5+ Field Goals Made	4	6	21	-	31
10+ Field Goals Made	-	-	1	-	1
2+ 3-Point Field Goals Made	9	17	12	6	44
5+ 3-Point Field Goals Made	1	1	-	-	2
5+ Free Throws Made	4	4	11	2	21
10+ Free Throws Made	-	-	1	-	1
2+ Assists	6	6	6	3	21
5+ Assists	-	-	-	-	0
2+ Blocks	4	4	5	-	13
5+ Blocks	-	-	1	-	1
2+ Steals	6	2	6	1	15
5+ Steals	-	-	-	-	0

J. JOHNSON'S CAREER STATISTICS

YEAR	GP-GS	MIN • AVG	FG-FGA	PCT	THREE-POINT	FG-FGA	PCT	FT-FTA	PCT	REBOUND	OFF-DEF-TOT	AVG	PF-FO	AST	TO	BLK	STL	PTS • AVG	SCHOOL
2016-17	33-18	791 • 24.0	85-213	39.9	35-96	36.5	44-60	73.3		47-102-149	4.5	88-3	25	44	17	23		249 • 7.5	SAINT LOUIS
2017-18	33-24	896 • 27.2	91-217	41.9	52-132	39.4	67-86	77.9		30-97-127	3.8	76-1	22	42	21	12		301 • 9.1	SAINT LOUIS
2019-20	33-33	1119 • 33.9	172-402	42.8	46-159	28.9	121-146	82.9		73-146-219	6.6	83-0	25	62	21	25		511 • 15.5	LOUISIANA-LAFAYETTE
2020-21	19-10	364 • 19.2	36-92	39.1	24-62	38.7	22-30	73.3		6-32-38	2.0	17-0	9	12	4	7		118 • 6.2	MSU
TOTALS	118-85	3170 • 26.9	384-924	41.6	157-449	35.0	254-322	78.9		156-377-533	4.5	264-4	81	160	63	67		1179 • 10.0	



#1 Iverson Molinar

Guard • 6-3 • 190 • 50 • 1L • Panama City, Panama • Veritas Prep - California

2020-21 OVERALL

PPG 16.9 RPG 4.1 APG 2.9 SPG 1.2 BPG 0.1

2020-21 SEC GAMES

PPG 16.2 RPG 4.1 APG 2.6 SPG 1.1 BPG 0.0

I. MOLINAR'S SEASON/CAREER HIGHS

POINTS

Season 24 • at Vanderbilt • 01/09/2021
24 • at Georgia • 12/30/2020
Career 24 • 2x • Last: at Vanderbilt • 01/09/2021

REBOUNDS

Season 8 • at Vanderbilt • 01/09/2021
Career 8 • at Vanderbilt • 01/09/2021

FIELD GOALS MADE

Season 10 • vs. Dayton • 12/12/2020
Career 10 • vs. Dayton • 12/12/2020

3-POINT FIELD GOALS MADE

Season 5 • Jackson State • 12/08/2020
Career 5 • Jackson State • 12/08/2020

FREE THROWS MADE

Season 8 • at No. 18 Alabama • 01/23/2021
Career 8 • at No. 18 Alabama • 01/23/2021

ASSISTS

Season 7 • vs. Dayton • 12/12/2020
Career 7 • vs. Dayton • 12/12/2020

BLOCKS

Season 1 • Mississippi Valley State • 12/21/2020
1 • vs. Dayton • 12/12/2020
Career 2 • Radford • 12/18/2019

STEALS

Season 4 • at Vanderbilt • 01/09/2021
Career 4 • at Vanderbilt • 01/09/2021

MINUTES

Season 44 • Kentucky • 01/02/2021
Career 44 • Kentucky • 01/02/2021

I. MOLINAR'S TOP SCORING PERFORMANCES

RK	PTS	OPPONENT	DATE
1	24	at Vanderbilt	01/09/2021
	24	at Georgia	12/30/2020
3	21	Jackson State	12/08/2020
	21	vs. Tulane	11/21/2020
5	20	Iowa State	01/30/2021
	20	No. 13 Missouri	01/05/2021
	20	vs. Dayton	12/12/2020
8	19	at No. 18 Alabama	01/23/2021
9	18	Mississippi Valley State	12/21/2020
10	17	Kentucky	01/02/2021

I. MOLINAR'S GAME-BY-GAME STATISTICS - 2020-21

DATE • OPPONENT	GS	MIN	FG	3FG	FT	REB • O-D-T	PF/D	AST	TO	BLK	STL	PTS
11/25 • vs. Clemson	DNP											
11/26 • vs. Liberty	DNP											
11/30 • Texas State	DNP											
12/04 • North Texas	•	29	5-9	1-2	4-6	1 • 4 • 5	2	2	1	0	1	15
12/08 • Jackson State	•	29	8-12	5-7	0-0	0 • 5 • 5	2	4	2	0	1	21
12/12 • vs. Dayton	•	43	10-23	0-5	0-0	1 • 2 • 3	3	7	2	1	2	20
12/16 • Central Arkansas • UCA	•	26	5-13	2-4	2-4	1 • 2 • 3	3	1	3	0	2	14
12/21 • Mississippi Valley State	•	27	6-10	2-3	4-4	1 • 4 • 5	0	5	0	1	2	18
12/30 • at Georgia [SEC]	•	26	8-14	4-6	4-4	0 • 3 • 3	3	3	3	0	0	24
01/02 • Kentucky [SEC]	•	44	8-21	1-3	0-0	1 • 4 • 5	2	5	4	0	1	17
01/05 • No. 13/13 Missouri [SEC]	•	34	7-16	1-1	5-5	0 • 3 • 3	1	2	2	0	0	20
01/09 • at Vanderbilt [SEC]	•	37	9-11	0-0	6-9	0 • 8 • 8	2	1	4	0	4	24
01/13 • Texas A&M [SEC]	•	38	6-11	1-1	3-4	0 • 2 • 2	2	4	3	0	1	16
01/16 • Florida [SEC]	•	35	5-13	1-1	2-2	0 • 6 • 6	2	3	5	0	0	13
01/19 • Ole Miss [SEC]	•	34	3-10	0-2	1-2	0 • 6 • 6	1	3	2	0	1	7
01/23 • at No. 18/16 Alabama [SEC]	•	35	5-19	1-4	8-8	0 • 2 • 2	0	1	1	0	3	19
01/26 • at No. 18/17 Tennessee [SEC]	•	24	6-12	2-3	2-2	0 • 3 • 3	3	1	2	0	1	16
01/30 • Iowa State [SEC/Big 12]	•	26	8-13	2-3	2-3	0 • 3 • 3	1	1	2	0	0	20
02/02 • at Arkansas [SEC]	•	32	1-4	0-1	4-4	0 • 3 • 3	3	3	4	0	0	6
02/06 • at South Carolina [SEC]												
02/10 • LSU [SEC]												
02/13 • Vanderbilt [SEC]												
02/16 • at Auburn [SEC]												
02/20 • at Ole Miss [SEC]												
02/24 • South Carolina [SEC]												
02/27 • Alabama [SEC]												
03/03 • at Texas A&M [SEC]												

I. MOLINAR'S STANDOUT PERFORMANCES	19-20 • FR	20-21 • SO	CAREER
10+ Points	5	14	19
20+ Points	1	6	7
Led MSU in Scoring	1	7	8
5+ Rebounds	-	7	7
10+ Rebounds	-	-	0
Double-Doubles	-	-	0
20+PTS • 5+ REB	-	2	2
Led MSU in Rebounding	-	1	1
5+ Field Goals Made	3	14	17
10+ Field Goals Made	-	1	1
2+ 3-Point Field Goals Made	3	6	9
5+ 3-Point Field Goals Made	-	1	1
5+ Free Throws Made	1	3	4
10+ Free Throws Made	-	-	0
2+ Assists	10	11	21
5+ Assists	2	3	5
2+ Blocks	1	-	1
5+ Blocks	-	-	0
2+ Steals	1	5	6
5+ Steals	-	-	0

I. MOLINAR'S • SEC RANKINGS

	ALL • SEC	ALL • SEC
Points	16.9 • 16.2	5th • 7th
Free Throw Percentage	82.5 • 87.5	6th • T-3rd
Field Goal Percentage	47.4 • 44.3	5th • 8th
Defensive Rebounds	4.0	NR • T-13th

I. MOLINAR'S CAREER STATISTICS

YEAR	GP-GS	MIN • AVG	FG-FGA	PCT	THREE-POINT		FT-FTA	PCT	REBOUND		PF-FO	AST	TO	BLK	STL	PTS • AVG
					FG-FGA	PCT			OFF-DEF-TOT	AVG						
2019-20	31-8	476 • 15.4	64-131	48.9	13-35	37.1	43-56	76.8	8-24-32	1.0	47-1	40	32	4	8	184 • 5.9
2020-21	16-16	520 • 32.5	100-211	47.4	23-46	50.0	47-57	82.5	5-60-65	4.1	30-0	46	40	2	19	270 • 16.9
TOTALS	47-24	996 • 21.2	164-342	48.0	36-81	44.4	90-113	79.6	13-84-97	2.1	77-1	86	72	6	27	454 • 9.7



#2 Javian Davis

Forward • 6-9 • 245 • R SO • TR • Canton, Mississippi • Canton HS • Alabama

2020-21 OVERALL

PPG 3.4 RPG 4.7 APG 0.7 SPG 0.5 BPG 0.3

2020-21 SEC GAMES

PPG 1.8 RPG 3.5 APG 0.8 SPG 0.5 BPG 0.3

J. DAVIS' SEASON/CAREER HIGHS

POINTS

Season 11 • Jackson State • 12/08/2020
Career 20 • South Carolina • 02/29/2020 BAMA

REBOUNDS

Season 8 • Central Arkansas • 12/16/2020
8 • Texas State • 11/30/2020
Career 10 • South Carolina • 02/29/2020 BAMA

FIELD GOALS MADE

Season 3 • Central Arkansas • 12/16/2020
3 • Texas State • 11/30/2020
Career 6 • Florida Atlantic • FAU • 11/11/2019 BAMA

3-POINT FIELD GOALS MADE

Season 1 • 2x • Last: Jackson State • 12/08/2020
Career 1 • Jackson State • 12/08/2020 MSU
1 • Texas State • 11/30/2020 MSU
1 • South Carolina • 02/29/2020 BAMA
1 • at Ole Miss • 02/22/2020 BAMA
2x BAMA • 2x MSU

FREE THROWS MADE

Season 8 • Jackson State • 12/08/2020
Career 11 • South Carolina • 02/29/2020 BAMA

ASSISTS

Season 2 • 2x • Last: Kentucky • 01/02/2021
Career 2 • Kentucky • 01/02/2021 MSU
2 • vs. Liberty • 11/26/2020 MSU
2 • vs. Iowa State • 11/28/2019 BAMA
2 • Florida Atlantic • FAU • 11/11/2019 BAMA
2x BAMA • 2x MSU

BLOCKS

Season 1 • 5x • Last: Iowa State • 01/30/2021
Career 3 • Arkansas • 02/01/2020 BAMA
3 • at Vanderbilt • 01/22/2020 BAMA

STEALS

Season 2 • Ole Miss • 01/19/2021
Career 3 • vs. Southern Miss • USM • 11/29/2019 BAMA

MINUTES

Season 27 • Kentucky • 01/02/2021
Career 31 • South Carolina • 02/29/2020 BAMA

J. DAVIS' TOP SCORING PERFORMANCES

RK	PTS	OPPONENT	DATE • SCHOOL
1	20	South Carolina	02/29/2020 • BAMA
2	19	Florida Atlantic • FAU	11/11/2019 • BAMA
3	13	at Georgia	02/08/2020 • BAMA
4	12	vs. Belmont	12/21/2019 • BAMA
5	11	Jackson State	12/08/2020 • MSU
	11	Arkansas	02/01/2020 • BAMA
	11	Stephen F. Austin • SFA	12/06/2019 • BAMA
	11	at Rhode Island • URI	11/15/2019 • BAMA
9	10	at Ole Miss	02/22/2020 • BAMA
	10	Furman	11/19/2019 • BAMA

J. DAVIS' GAME-BY-GAME STATISTICS • 2020-21

DATE • OPPONENT	GS	MIN	FG	3FG	FT	REB • O-D-T	PF/D	AST	TO	BLK	STL	PTS
11/25 • vs. Clemson		24	1-6	0-3	1-8	2 • 5 • 7	3	0	1	0	1	3
11/26 • vs. Liberty		12	0-2	0-1	0-0	1 • 2 • 3	2	2	0	0	0	0
11/30 • Texas State		19	3-5	1-2	0-0	3 • 5 • 8	5/D	0	1	1	1	7
12/04 • North Texas		15	1-2	0-1	0-0	1 • 2 • 3	3	1	1	1	0	2
12/08 • Jackson State		18	1-2	1-2	8-14	4 • 1 • 5	4	1	2	0	1	11
12/12 • vs. Dayton		26	1-7	0-2	0-4	4 • 3 • 7	1	0	2	0	1	2
12/16 • Central Arkansas • UCA		22	3-6	0-0	3-4	3 • 5 • 8	1	0	0	0	0	9
12/21 • Mississippi Valley State		13	1-3	0-2	2-2	1 • 2 • 3	3	1	3	0	1	4
12/30 • at Georgia [SEC]		9	1-1	0-0	0-0	2 • 2 • 4	3	1	1	0	0	2
01/02 • Kentucky [SEC]		27	2-5	0-1	1-2	2 • 5 • 7	1	2	2	0	1	5
01/05 • No. 13/13 Missouri [SEC]	DNP											
01/09 • at Vanderbilt [SEC]	DNP											
01/13 • Texas A&M [SEC]	DNP											
01/16 • Florida [SEC]	DNP											
01/19 • Ole Miss [SEC]		9	1-1	0-0	0-2	1 • 1 • 2	0	1	0	1	2	2
01/23 • at No. 18/16 Alabama [SEC]		13	1-2	0-0	0-2	2 • 2 • 4	1	0	0	1	0	2
01/26 • at No. 18/17 Tennessee [SEC]		5	0-1	0-0	0-0	0 • 1 • 1	2	0	1	0	0	0
01/30 • Iowa State [SEC/Big 12]		13	1-3	0-0	0-1	1 • 5 • 6	3	0	0	1	0	2
02/02 • at Arkansas [SEC]		5	0-0	0-0	0-0	1 • 2 • 3	1	1	2	0	0	0
02/06 • at South Carolina [SEC]												
02/10 • LSU [SEC]												
02/13 • Vanderbilt [SEC]												
02/16 • at Auburn [SEC]												
02/20 • at Ole Miss [SEC]												
02/24 • South Carolina [SEC]												
02/27 • Alabama [SEC]												
03/03 • at Texas A&M [SEC]												

J. DAVIS' STANDOUT PERFORMANCES

	19-20 • FR • BAMA	20-21 • SO • MSU	CAREER
10+ Points	9	1	10
20+ Points	1	-	1
Led MSU in Scoring	-	-	0
5+ Rebounds	10	7	17
10+ Rebounds	1	-	1
Double-Doubles	1	-	1
20+PTS • 10+ REB	1	-	1
Led MSU in Rebounding	-	2	2
5+ Field Goals Made	3	-	3
10+ Field Goals Made	-	-	0
2+ 3-Point Field Goals Made	-	-	0
5+ 3-Point Field Goals Made	-	-	0
5+ Free Throws Made	6	1	7
10+ Free Throws Made	1	-	1
2+ Assists	2	2	4
5+ Assists	-	-	0
2+ Blocks	3	-	3
5+ Blocks	-	-	0
2+ Steals	4	1	5
5+ Steals	-	-	0

J. DAVIS' CAREER STATISTICS

YEAR	GP-GS	MIN • AVG	FG-FGA	PCT	THREE-POINT FG-FGA	PCT	FT-FTA	PCT	REBOUND OFF-DEF-TOT	AVG	PF-FO	AST	TO	BLK	STL	PTS • AVG	SCHOOL
2019-20	31-14	494 • 15.9	60-101	59.4	2-8	25.0	64-104	61.5	46-72-118	3.8	76-5	14	34	13	19	186 • 6.0	ALABAMA
2020-21	15-0	230 • 15.3	17-46	37.0	2-14	14.3	15-39	38.5	28-43-71	4.7	33-1	10	16	5	7	51 • 3.4	MSU
TOTALS	46-14	724 • 15.7	77-147	52.4	4-22	18.2	79-143	55.2	74-115-189	4.1	109-6	24	50	18	26	237 • 5.2	



#3 D.J. Stewart Jr.

Guard • 6-6 • 205 • R SO • 1L • Grace, Mississippi • Riverside HS

2020-21 OVERALL

PPG 17.1 RPG 3.3 APG 2.5 SPG 1.4 BPG 0.2

2020-21 SEC GAMES

PPG 16.1 RPG 3.4 APG 2.6 SPG 1.9 BPG 0.3

D.J. STEWART JR'S SEASON/CAREER HIGHS

POINTS

Season 32 • vs. Dayton • 12/12/2020
Career 32 • vs. Dayton • 12/12/2020

REBOUNDS

Season 7 • at Georgia • 12/30/2020
Career 8 • at Oklahoma • OU • 01/25/2020

FIELD GOALS MADE

Season 13 • vs. Dayton • 12/12/2020
Career 13 • vs. Dayton • 12/12/2020

3-POINT FIELD GOALS MADE

Season 5 • Texas State • 11/30/2020
Career 5 • Texas State • 11/30/2020

FREE THROWS MADE

Season 8 • Kentucky • 01/02/2021
Career 8 • Kentucky • 01/02/2021

ASSISTS

Season 5 • Iowa State • 01/30/2021
5 • Central Arkansas • 12/16/2020
Career 5 • Iowa State • 01/30/2021
5 • Central Arkansas • 12/16/2020
5 • at Texas A&M • 02/22/2020

BLOCKS

Season 2 • Texas A&M • 01/13/2021
Career 2 • Texas A&M • 01/13/2021
2 • Arkansas • 01/22/2020
2 • at Coastal Carolina • 11/24/2019

STEALS

Season 5 • at Arkansas • 02/02/2021
Career 5 • at Arkansas • 02/02/2021

MINUTES

Season 47 • Kentucky • 01/02/2021
47 • vs. Dayton • 12/12/2020
Career 47 • 2x • Last: Kentucky • 01/02/2021

D.J. STEWART JR'S TOP SCORING PERFORMANCES

RK	PTS	OPPONENT	DATE
1	32	vs. Dayton	12/12/2020
2	27	at No. 18 Alabama	01/23/2021
3	24	No. 13 Missouri	01/05/2021
4	23	Texas State	11/30/2020
5	20	vs. Liberty	11/26/2020
	20	Tennessee	02/01/2020
7	19	Kentucky	01/02/2021
8	18	Ole Miss	01/19/2021
	18	at Georgia	12/30/2020
10	17	Iowa State	01/30/2021
	17	Central Arkansas	12/16/2020

D.J. STEWART JR'S GAME-BY-GAME STATISTICS • 2020-21

DATE • OPPONENT	GS	MIN	FG	3FG	FT	REB • O-D-T	PF/D	AST	TO	BLK	STL	PTS
11/25 • vs. Clemson	•	38	5-18	1-3	1-3	3 • 3 • 6	2	2	6	0	2	12
11/26 • vs. Liberty	•	37	8-15	1-3	3-4	1 • 2 • 3	2	4	4	0	0	20
11/30 • Texas State	•	30	9-14	5-6	0-0	0 • 3 • 3	2	2	5	0	0	23
12/04 • North Texas	•	34	6-18	0-3	4-6	0 • 3 • 3	0	0	0	0	1	16
12/08 • Jackson State	•	28	3-8	1-2	4-4	0 • 0 • 0	2	2	1	0	0	11
12/12 • vs. Dayton	•	47	13-22	3-5	3-5	0 • 2 • 2	0	2	3	0	0	32
12/16 • Central Arkansas • UCA	•	35	7-13	3-5	0-0	0 • 6 • 6	2	5	2	0	1	17
12/21 • Mississippi Valley State	•	28	5-8	3-4	2-6	0 • 3 • 3	1	0	2	0	1	15
12/30 • at Georgia [SEC]	•	34	8-20	2-7	0-1	2 • 5 • 7	1	2	1	0	0	18
01/02 • Kentucky [SEC]	•	47	5-16	1-5	8-10	0 • 5 • 5	1	4	3	0	2	19
01/05 • No. 13/13 Missouri [SEC]	•	37	10-14	0-1	4-4	0 • 3 • 3	0	4	4	0	3	24
01/09 • at Vanderbilt [SEC]	•	34	5-11	0-0	6-7	0 • 2 • 2	3	3	1	0	1	16
01/13 • Texas A&M [SEC]	•	37	3-14	1-6	2-2	2 • 2 • 4	3	4	5	2	1	9
01/16 • Florida [SEC]	•	32	4-15	0-3	3-4	0 • 4 • 4	2	3	4	0	2	11
01/19 • Ole Miss [SEC]	•	37	7-16	3-8	1-2	1 • 2 • 3	0	0	3	0	0	18
01/23 • at No. 18/16 Alabama [SEC]	•	33	9-21	2-6	7-7	0 • 3 • 3	2	2	3	1	4	27
01/26 • at No. 18/17 Tennessee [SEC]	•	36	4-13	0-2	3-3	0 • 0 • 0	3	1	1	0	1	11
01/30 • Iowa State [SEC/Big 12]	•	25	5-16	2-5	5-6	2 • 1 • 3	2	5	0	0	2	17
02/02 • at Arkansas [SEC]	•	37	4-10	0-2	0-0	0 • 3 • 3	3	3	4	0	5	8
02/06 • at South Carolina [SEC]												
02/10 • LSU [SEC]												
02/13 • Vanderbilt [SEC]												
02/16 • at Auburn [SEC]												
02/20 • at Ole Miss [SEC]												
02/24 • South Carolina [SEC]												
02/27 • Alabama [SEC]												
03/03 • at Texas A&M [SEC]												

D.J. STEWART JR'S STANDOUT PERFORMANCES	19-20 • FR	20-21 • SO	CAREER
10+ Points	14	17	31
20+ Points	1	5	6
Led MSU in Scoring	1	10	11
5+ Rebounds	2	4	6
10+ Rebounds	-	-	0
Double-Doubles	-	-	0
20+PTS • 5+ REB	-	-	0
Led MSU in Rebounding	1	-	1
5+ Field Goals Made	6	14	20
10+ Field Goals Made	-	2	2
2+ 3-Point Field Goals Made	5	8	13
5+ 3-Point Field Goals Made	-	1	1
5+ Free Throws Made	2	4	6
10+ Free Throws Made	-	-	0
2+ Assists	16	15	31
5+ Assists	1	2	3
2+ Blocks	2	1	3
5+ Blocks	-	-	0
2+ Steals	7	7	14
5+ Steals	-	1	1

D.J. STEWART JR'S • SEC RANKINGS

	ALL • SEC	ALL • SEC
Points	17.1 • 16.1	4th • 8th
Field Goal Percentage	42.6 • 39.3	11th • 13th
Free Throw Percentage	85.0	NR • 7th
Steals	1.4 • 1.9	T-15th • T-3rd

D.J. STEWART JR'S CAREER STATISTICS

2019-2021																
YEAR	GP-GS	MIN • AVG	FG-FGA	PCT	THREE-POINT		FT-FTA	PCT	REBOUND		PF-FO	AST	TO	BLK	STL	PTS • AVG
					FG-FGA	PCT			OFF-DEF-TOT	AVG						
2019-20	31-17	919 • 29.6	98-215	45.6	26-79	32.9	42-60	70.0	9-70-79	2.5	71-1	49	44	7	31	264 • 8.5
2020-21	19-19	663 • 34.9	120-282	42.6	28-76	35.9	56-74	75.7	11-52-63	3.3	31-0	48	52	3	26	324 • 17.1
TOTALS	50-36	1582 • 31.6	218-497	43.9	54-157	34.4	98-134	73.1	20-122-142	2.8	102-1	97	96	10	57	588 • 11.8



#4 Cameron Matthews

Guard/Forward • 6-7 • 220 • FR • HS • Olive Branch, Mississippi • Olive Branch HS

2020-21 OVERALL

PPG	RPG	APG	SPG	BPG
2.7	2.7	1.3	1.1	0.4

2020-21 SEC GAMES

PPG	RPG	APG	SPG	BPG
2.6	2.7	0.6	0.9	0.3

C. MATTHEWS' SEASON/CAREER HIGHS

POINTS

Season	8 • vs. Clemson • 11/25/2020
Career	8 • vs. Clemson • 11/25/2020

REBOUNDS

Season	7 • at No. 18 Alabama • 01/23/2021
Career	7 • at No. 18 Alabama • 01/23/2021

FIELD GOALS MADE

Season	3 • at No. 18 Alabama • 01/23/2021
	3 • vs. Clemson • 11/25/2020
Career	3 • 2x • Last: at No. 18 Alabama • 01/23/2021

3-POINT FIELD GOALS MADE

Season	2 • vs. Clemson • 11/25/2020
Career	2 • vs. Clemson • 11/25/2020

FREE THROWS MADE

Season	2 • Iowa State • 01/30/2021
	2 • at No. 18 Tennessee • 01/26/2021
Career	2 • 2x • Last: Iowa State • 01/30/2021

ASSISTS

Season	5 • Texas State • 11/30/2020
Career	5 • Texas State • 11/30/2020

BLOCKS

Season	1 • Iowa State • 01/30/2021
	1 • at No. 18 Tennessee • 01/26/2021
	1 • Texas A&M • 01/13/2021
	1 • No. 13 Missouri • 01/05/2021
	1 • Central Arkansas • 12/16/2020
	1 • vs. Dayton • 12/12/2020
	1 • Jackson State • 12/08/2020
Career	1 • 7x • Last: Iowa State • 01/30/2021

STEALS

Season	3 • vs. Clemson • 11/25/2020
Career	3 • vs. Clemson • 11/25/2020

MINUTES

Season	36 • vs. Dayton • 12/12/2020
Career	36 • vs. Dayton • 12/12/2020

C. MATTHEWS' TOP SCORING PERFORMANCES

RK	PTS	OPPONENT	DATE
1	8	vs. Clemson	11/25/2020
2	6	at No. 18 Alabama	01/23/2021
3	5	Texas A&M	01/13/2021
	5	Central Arkansas	12/16/2020
	5	vs. Dayton	12/12/2020

C. MATTHEWS' GAME-BY-GAME STATISTICS • 2020-21

DATE • OPPONENT	GS	MIN	FG	3FG	FT	REB • O-D-T	PF/D	AST	TO	BLK	STL	PTS
11/25 • vs. Clemson	•	34	3-4	2-2	0-4	3 • 2 • 5	4	0	2	0	3	8
11/26 • vs. Liberty	•	32	1-2	0-1	0-0	1 • 1 • 2	2	2	2	0	1	2
11/30 • Texas State	•	26	0-3	0-1	0-0	1 • 2 • 3	3	5	0	0	2	0
12/04 • North Texas	•	24	0-1	0-1	0-0	1 • 1 • 2	2	3	2	0	0	0
12/08 • Jackson State	•	20	1-4	0-0	0-2	2 • 2 • 4	0	2	2	1	1	2
12/12 • vs. Dayton	•	36	2-5	0-1	1-4	2 • 0 • 2	5/D	1	0	1	2	5
12/16 • Central Arkansas • UCA	14	2-2	1-1	0-0	0-0	0 • 2 • 2	1	2	1	1	0	5
12/21 • Mississippi Valley State	11	1-1	0-0	0-0	0-0	1 • 2 • 3	1	3	1	0	1	2
12/30 • at Georgia [SEC]	8	1-2	0-1	0-0	0-0	1 • 1 • 2	1	1	0	0	2	2
01/02 • Kentucky [SEC]	12	1-2	0-0	0-1	0-1	2 • 2 • 4	1	1	0	0	2	2
01/05 • No. 13/13 Missouri [SEC]	12	2-2	0-0	0-0	0-0	1 • 2 • 3	1	0	0	1	0	4
01/09 • at Vanderbilt [SEC]	11	0-1	0-1	1-2	0-0	0 • 0 • 0	3	0	2	0	1	1
01/13 • Texas A&M [SEC]	14	2-5	1-2	0-2	0-2	2 • 1 • 3	1	1	0	1	0	5
01/16 • Florida [SEC]	15	1-4	0-1	0-2	0-2	2 • 2 • 4	0	1	0	0	0	2
01/19 • Ole Miss [SEC]	14	0-0	0-0	0-0	0-0	0 • 0 • 0	2	2	2	0	1	0
01/23 • at No. 18/16 Alabama [SEC]	32	3-6	0-2	0-0	0-0	2 • 5 • 7	1	0	2	0	2	6
01/26 • at No. 18/17 Tennessee [SEC]	•	31	1-3	0-1	2-5	0 • 2 • 2	2	0	2	1	1	4
01/30 • Iowa State [SEC/Big 12]	•	13	0-1	0-1	2-2	2 • 0 • 2	2	1	0	1	1	2
02/02 • at Arkansas [SEC]	14	0-2	0-1	0-0	0-0	1 • 1 • 2	2	0	2	0	0	0
02/06 • at South Carolina [SEC]												
02/10 • LSU [SEC]												
02/13 • Vanderbilt [SEC]												
02/16 • at Auburn [SEC]												
02/20 • at Ole Miss [SEC]												
02/24 • South Carolina [SEC]												
02/27 • Alabama [SEC]												
03/03 • at Texas A&M [SEC]												

C. MATTHEWS' STANDOUT PERFORMANCES

	19-20 • FR	CAREER
5+ Points	5	5
10+ Points	-	0
Led MSU in Scoring	-	0
5+ Rebounds	2	2
10+ Rebounds	-	0
Double-Doubles	-	0
10+PTS • 5+ REB	-	0
Led MSU in Rebounding	-	0
5+ Field Goals Made	-	0
10+ Field Goals Made	-	0
2+ 3-Point Field Goals Made	1	1
5+ 3-Point Field Goals Made	-	0
5+ Free Throws Made	-	0
10+ Free Throws Made	-	0
2+ Assists	7	7
5+ Assists	1	1
2+ Blocks	-	0
5+ Blocks	-	0
2+ Steals	6	6
5+ Steals	-	0

C. MATTHEWS' CAREER STATISTICS

YEAR	GP-GS	MIN • AVG	FG-FGA	PCT	THREE-POINT FG-FGA PCT	FT-FTA PCT	REBOUND OFF-DEF-TOT	AVG	PF-FO	AST	TO	BLK	STL	PTS • AVG
2020-21	19-8	37.3 • 19.6	21-50	42.0	4-17	23.5	6-24	25.0	2.7	34-1	25	20	7	52 • 2.7
TOTALS	19-8	37.3 • 19.6	21-50	42.0	4-17	23.5	6-24	25.0	2.7	34-1	25	20	7	52 • 2.7



#5 Deivon Smith

Guard • 6-1 • 165 • FR • HS • Loganville, Georgia • Grayson HS

2020-21 OVERALL

PPG 4.3 RPG 3.3 APG 2.8 SPG 0.9 BPG 0.2

2020-21 SEC GAMES

PPG 4.5 RPG 2.9 APG 2.5 SPG 1.0 BPG 0.2

D. SMITH'S SEASON/CAREER HIGHS

POINTS

Season 13 • at Georgia • 12/30/2020
Career 13 • at Georgia • 12/30/2020

REBOUNDS

Season 7 • Mississippi Valley State • 12/21/2020
Career 7 • Mississippi Valley State • 12/21/2020

FIELD GOALS MADE

Season 5 • Iowa State • 01/30/2021
Career 5 • Iowa State • 01/30/2021

3-POINT FIELD GOALS MADE

Season 3 • at Georgia • 12/30/2020
Career 3 • at Georgia • 12/30/2020

FREE THROWS MADE

Season 3 • Jackson State • 12/08/2020
Career 3 • Jackson State • 12/08/2020

ASSISTS

Season 9 • Iowa State • 01/30/2021
Career 9 • Iowa State • 01/30/2021

BLOCKS

Season 1 • at Arkansas • 02/02/2021
1 • at Georgia • 12/30/2020
1 • Texas State • 11/30/2020
1 • vs. Liberty • 11/26/2020
Career 1 • 4x • Last: at Arkansas • 02/02/2021

STEALS

Season 2 • Texas A&M • 01/13/2021
2 • No. 13 Missouri • 01/05/2021
2 • at Georgia • 12/30/2020
2 • Jackson State • 12/08/2020
2 • vs. Liberty • 11/26/2020
Career 2 • 5x • Last: Texas A&M • 01/13/2021

MINUTES

Season 29 • Texas State • 11/30/2020
29 • vs. Liberty • 11/26/2020
29 • vs. Clemson • 11/25/2020
Career 29 • 3x • Last: Texas State • 11/30/2020

D. SMITH'S TOP SCORING PERFORMANCES

RK	PTS	OPPONENT	DATE
1	13	at Georgia	12/30/2020
2	10	Iowa State	01/30/2021
	10	vs. Liberty	11/26/2020
4	6	at No. 18 Tennessee	01/26/2021
	6	No. 13 Missouri	01/05/2021
6	5	at No. 18 Alabama	01/23/2021
	5	Florida	01/16/2021
	5	Jackson State	12/08/2020

D. SMITH'S GAME-BY-GAME STATISTICS - 2020-21

DATE • OPPONENT	GS	MIN	FG	3FG	FT	REB • O-D-T	PF/D	AST	TO	BLK	STL	PTS
11/25 • vs. Clemson	•	29	1-6	0-3	0-0	0 • 4 • 4	1	1	1	0	1	2
11/26 • vs. Liberty	•	29	3-7	2-2	2-2	0 • 5 • 5	2	5	2	1	2	10
11/30 • Texas State	•	29	1-4	0-2	0-0	0 • 5 • 5	2	3	3	1	0	2
12/04 • North Texas		17	2-3	0-0	0-0	1 • 2 • 3	2	0	2	0	0	4
12/08 • Jackson State		17	1-8	0-2	3-4	0 • 5 • 5	0	2	2	0	2	5
12/12 • vs. Dayton		19	0-0	0-0	2-2	0 • 1 • 1	1	3	3	0	1	2
12/16 • Central Arkansas • UCA		15	0-3	0-2	0-0	0 • 1 • 1	0	2	2	0	0	0
12/21 • Mississippi Valley State		17	0-5	0-4	1-2	2 • 5 • 7	1	4	1	0	0	1
12/30 • at Georgia [SEC]		20	4-8	3-4	2-3	0 • 3 • 3	1	3	2	1	2	13
01/02 • Kentucky [SEC]		9	1-3	0-1	0-0	0 • 0 • 0	1	0	0	0	1	2
01/05 • No. 13/13 Missouri [SEC]		24	2-7	1-1	1-2	0 • 4 • 4	2	3	0	0	2	6
01/09 • at Vanderbilt [SEC]		18	2-5	0-0	0-0	0 • 3 • 3	1	4	1	0	0	4
01/13 • Texas A&M [SEC]		15	1-2	0-0	0-0	0 • 2 • 2	1	0	1	0	2	2
01/16 • Florida [SEC]		26	2-6	0-1	1-2	1 • 5 • 6	4	4	2	0	1	5
01/19 • Ole Miss [SEC]		23	1-5	0-1	0-0	0 • 1 • 1	2	3	1	0	0	2
01/23 • at No. 18/16 Alabama [SEC]		16	2-4	1-2	0-0	1 • 1 • 2	3	2	3	0	0	5
01/26 • at No. 18/17 Tennessee [SEC]		23	2-9	0-3	2-2	1 • 3 • 4	3	5	2	0	1	6
01/30 • Iowa State [SEC/Big 12]		23	5-8	0-2	0-0	0 • 3 • 3	1	9	1	0	1	10
02/02 • at Arkansas [SEC]	•	18	0-3	0-1	0-1	0 • 4 • 4	5/D	1	3	1	1	0
02/06 • at South Carolina [SEC]												
02/10 • LSU [SEC]												
02/13 • Vanderbilt [SEC]												
02/16 • at Auburn [SEC]												
02/20 • at Ole Miss [SEC]												
02/24 • South Carolina [SEC]												
02/27 • Alabama [SEC]												
03/03 • at Texas A&M [SEC]												

D. SMITH'S STANDOUT PERFORMANCES

	20-21 • FR	CAREER
5+ Points	8	8
10+ Points	3	3
Led MSU in Scoring	-	0
5+ Rebounds	5	5
10+ Rebounds	-	0
Double-Doubles	-	0
10+PTS • 5+ ASST	2	2
Led MSU in Rebounding	-	0
5+ Field Goals Made	1	1
10+ Field Goals Made	-	0
2+ 3-Point Field Goals Made	2	2
5+ 3-Point Field Goals Made	-	0
5+ Free Throws Made	-	0
10+ Free Throws Made	-	0
2+ Assists	14	14
5+ Assists	3	3
2+ Blocks	-	0
5+ Blocks	-	0
2+ Steals	5	5
5+ Steals	-	0

D. SMITH'S CAREER STATISTICS

YEAR	GP-GS	MIN • AVG	FG-FGA	PCT	THREE-POINT		FT-FTA	PCT	REBOUND		PF-FO	AST	TO	BLK	STL	PTS • AVG
					FG-FGA	PCT			OFF-DEF-TOT	AVG						
2020-21	19-4	389 • 20.5	30-96	31.3	7-31	22.6	14-20	70.0	6-57-63	3.3	33-1	54	32	4	17	81 • 4.3
TOTALS	19-4	389 • 20.5	30-96	31.3	7-31	22.6	14-20	70.0	6-57-63	3.3	33-1	54	32	4	17	81 • 4.3



#11 Andersson Garcia

Guard/Forward • 6-7 • 205 • FR • HS • Moca, Dominican Republic • Hamilton Heights HS - Tennessee

2020-21 OVERALL

PPG	RPG	APG	SPG	BPG
1.7	0.9	0.4	0.4	0.1

2020-21 SEC GAMES

PPG	RPG	APG	SPG	BPG
0.0	0.0	0.0	0.0	0.0

A. GARCIA'S SEASON/CAREER HIGHS

POINTS	
Season	5 • Iowa State • 01/30/2021
Career	5 • Iowa State • 01/30/2021

REBOUNDS

Season	3 • Texas State • 11/30/2020
Career	3 • Texas State • 11/30/2020

FIELD GOALS MADE

Season	2 • Iowa State • 01/30/2021
Career	2 • Iowa State • 01/30/2021

3-POINT FIELD GOALS MADE

Season	1 • Iowa State • 01/30/2021
	1 • Central Arkansas • 12/16/2020
Career	1 • 2x • Last: Iowa State • 01/30/2021

FREE THROWS MADE

Season	
Career	

ASSISTS

Season	2 • Iowa State • 01/30/2021
Career	2 • Iowa State • 01/30/2021

BLOCKS

Season	1 • Jackson State • 12/08/2020
Career	1 • Jackson State • 12/08/2020

STEALS

Season	1 • Iowa State • 01/30/2021
	1 • Mississippi Valley State • 12/21/2020
	1 • Jackson State • 12/08/2020
Career	1 • 3x • Last: Iowa State • 01/30/2021

MINUTES

Season	7 • Iowa State • 01/30/2021
	7 • Texas State • 11/30/2020
Career	7 • Iowa State • 01/30/2021
	7 • Texas State • 11/30/2020

A. GARCIA'S TOP SCORING PERFORMANCES

RK	PTS	OPPONENT	DATE
1	5	Iowa State	01/30/2021
2	3	Central Arkansas	12/16/2020
3	2	Mississippi Valley State	12/21/2020
	2	Jackson State	12/08/2020

A. GARCIA'S GAME-BY-GAME STATISTICS • 2020-21

DATE	OPPONENT	GS	MIN	FG	3FG	FT	REB • Q-D-T	PF/D	AST	TO	BLK	STL	PTS
11/25	• vs. Clemson		2	0-0	0-0	0-0	0 • 0 • 0	1	0	1	0	0	0
11/26	• vs. Liberty		2	0-0	0-0	0-0	0 • 0 • 0	0	0	0	0	0	0
11/30	• Texas State		7	0-2	0-0	0-0	2 • 1 • 3	0	0	1	0	0	0
12/04	• North Texas	DNP											
12/08	• Jackson State		5	1-2	0-1	0-1	1 • 1 • 2	0	0	1	1	1	2
12/12	• vs. Dayton	DNP											
12/16	• Central Arkansas • UCA		1	1-1	1-1	0-0	0 • 0 • 0	0	0	0	0	0	3
12/21	• Mississippi Valley State		4	1-2	0-0	0-0	0 • 1 • 1	1	1	0	0	1	2
12/30	• at Georgia [SEC]	DNP											
01/02	• Kentucky [SEC]	DNP											
01/05	• No. 13/13 Missouri [SEC]	DNP											
01/09	• at Vanderbilt [SEC]	DNP											
01/13	• Texas A&M [SEC]	DNP											
01/16	• Florida [SEC]	DNP											
01/19	• Ole Miss [SEC]	DNP											
01/23	• at No. 18/16 Alabama [SEC]	DNP											
01/26	• at No. 18/17 Tennessee [SEC]	DNP											
01/30	• Iowa State [SEC/Big 12]		7	2-2	1-1	0-0	0 • 0 • 0	0	2	0	0	1	5
02/02	• at Arkansas [SEC]	DNP											
02/06	• at South Carolina [SEC]												
02/10	• LSU [SEC]												
02/13	• Vanderbilt [SEC]												
02/16	• at Auburn [SEC]												
02/20	• at Ole Miss [SEC]												
02/24	• South Carolina [SEC]												
02/27	• Alabama [SEC]												
03/03	• at Texas A&M [SEC]												

A. GARCIA'S CAREER STATISTICS

YEAR	GP-GS	MIN • AVG	FG-FGA	PCT	THREE-POINT FG-FGA	PCT	FT-FTA	PCT	REBOUND OFF-DEF-TOT	AVG	PF-FO	AST	TO	BLK	STL	PTS • AVG
2020-21	7-0	27 • 3.9	5-9	55.6	2-3	66.7	0-2	0.0	3-3-6	0.9	2-0	3	3	1	3	12 • 1.7
TOTALS	7-0	27 • 3.9	5-9	55.6	2-3	66.7	0-2	0.0	3-3-6	0.9	2-0	3	3	1	3	12 • 1.7



#20 Derek Fountain

Forward • 6-9 • 210 • FR • HS • Holly Springs, Mississippi • Holly Springs HS

2020-21 OVERALL

PPG 3.2 RPG 1.4 APG 0.0 SPG 0.0 BPG 0.2

2020-21 SEC GAMES

PPG 7.0 RPG 4.0 APG 0.0 SPG 0.0 BPG 1.0

D. FOUNTAIN'S SEASON/CAREER HIGHS

POINTS

Season 7 • at Arkansas • 02/02/2021
7 • Iowa State • 01/30/2021
Career 7 • 2x • Last: at Arkansas • 02/02/2021

REBOUNDS

Season 4 • at Arkansas • 02/02/2021
Career 4 • at Arkansas • 02/02/2021

FIELD GOALS MADE

Season 3 • Iowa State • 01/30/2021
Career 3 • Iowa State • 01/30/2021

3-POINT FIELD GOALS MADE

Season 2 • at Arkansas • 02/02/2021
Career 2 • at Arkansas • 02/02/2021

FREE THROWS MADE

Season 1 • at Arkansas • 02/02/2021
Career 1 • at Arkansas • 02/02/2021

ASSISTS

Season
Career

BLOCKS

Season 1 • at Arkansas • 02/02/2021
Career 1 • at Arkansas • 02/02/2021

STEALS

Season
Career

MINUTES

Season 10 • at Arkansas • 02/02/2021
Career 10 • at Arkansas • 02/02/2021

D. FOUNTAIN'S TOP SCORING PERFORMANCES

RK	PTS	OPPONENT	DATE
1	7	at Arkansas	02/02/2021
7	7	Iowa State	01/30/2021
3	2	Jackson State	12/08/2020

D. FOUNTAIN'S GAME-BY-GAME STATISTICS • 2020-21

DATE	OPPONENT	GS	MIN	FG	3FG	FT	REB • O-D-T	PF/D	AST	TO	BLK	STL	PTS
11/25	• vs. Clemson	DNP											
11/26	• vs. Liberty	DNP											
11/30	• Texas State		2	0-0	0-0	0-0	0 • 0 • 0	0	0	0	0	0	0
12/04	• North Texas	DNP											
12/08	• Jackson State		3	1-2	0-1	0-0	1 • 0 • 1	0	0	0	0	0	2
12/12	• vs. Dayton	DNP											
12/16	• Central Arkansas • UCA	DNP											
12/21	• Mississippi Valley State		3	0-0	0-0	0-0	0 • 2 • 2	0	0	0	0	0	0
12/30	• at Georgia [SEC]	DNP											
01/02	• Kentucky [SEC]	DNP											
01/05	• No. 13/13 Missouri [SEC]	DNP											
01/09	• at Vanderbilt [SEC]	DNP											
01/13	• Texas A&M [SEC]	DNP											
01/16	• Florida [SEC]	DNP											
01/19	• Ole Miss [SEC]	DNP											
01/23	• at No. 18/16 Alabama [SEC]	DNP											
01/26	• at No. 18/17 Tennessee [SEC]	DNP											
01/30	• Iowa State [SEC/Big 12]		5	3-3	1-1	0-0	0 • 0 • 0	0	0	0	0	0	7
02/02	• at Arkansas [SEC]		10	2-7	2-5	1-3	1 • 3 • 4	1	0	2	1	0	7
02/06	• at South Carolina [SEC]												
02/10	• LSU [SEC]												
02/13	• Vanderbilt [SEC]												
02/16	• at Auburn [SEC]												
02/20	• at Ole Miss [SEC]												
02/24	• South Carolina [SEC]												
02/27	• Alabama [SEC]												
03/03	• at Texas A&M [SEC]												

D. FOUNTAIN'S CAREER STATISTICS

YEAR	GP-GS	MIN • AVG	FG-FGA	PCT	THREE-POINT		FT-FTA	PCT	REBOUND		AVG	PF-FO	AST	TO	BLK	STL	PTS • AVG
					FG-FGA	PCT			OFF-DEF-TOT	AVG							
2020-21	5-0	23 • 4.5	6-12	50.0	3-7	42.9	1-3	33.3	2-5-7	1.4	1-0	0	2	1	0	0	16 • 3.2
TOTALS	5-0	23 • 4.5	6-12	50.0	3-7	42.9	1-3	33.3	2-5-7	1.4	1-0	0	2	1	0	0	16 • 3.2



#24 Abdul Ado

Forward • 6-11 • 255 • R SR • 3L • Lagos, Nigeria • Hamilton Heights HS - Tennessee

2019-20 OVERALL

PPG 5.3 RPG 6.4 APG 0.7 SPG 0.8 BPG 1.9

2020-21 SEC GAMES

PPG 5.7 RPG 6.5 APG 0.7 SPG 1.0 BPG 2.4

A. ADO'S SEASON/CAREER HIGHS

POINTS	
Season	14 • vs. Liberty • 11/26/2020
Career	19 • at Texas A&M • 02/20/2018

REBOUNDS

Season	12 • at No. 18 Tennessee • 01/26/2021
Career	13 • Little Rock • 12/20/2017

FIELD GOALS MADE

Season	5 • Florida • 01/16/2021
	5 • vs. Liberty • 11/26/2020
Career	8 • at Texas A&M • 02/20/2018

3-POINT FIELD GOALS MADE

Season	
Career	

FREE THROWS MADE

Season	4 • No. 13 Missouri • 01/05/2021
	4 • vs. Liberty • 11/26/2020
Career	7 • Radford • 12/18/2019

ASSISTS

Season	2 • at Georgia • 12/30/2020
	2 • Jackson State • 12/08/2020
Career	3 • vs. Southern Miss • 12/23/2017

BLOCKS

Season	5 • North Texas • 12/04/2020
Career	9 • No. 8 Auburn • 01/04/2020

STEALS

Season	3 • Kentucky • 01/02/2021
Career	4 • at No. 25 Cincinnati • 12/12/2017

MINUTES

Season	36 • Ole Miss • 01/19/2021
Career	37 • at South Carolina • 03/03/2020
	37 • South Carolina • 02/24/2018

A. ADO'S TOP SCORING PERFORMANCES

RK	PTS	OPPONENT	DATE
1	19	at Texas A&M	02/20/2018
2	17	Radford	12/18/2019
3	16	at South Carolina	01/31/2018
4	15	Nebraska • NIT	03/04/2018
	15	at Vanderbilt	02/14/2018
6	14	vs. Liberty	11/26/2020
	14	South Carolina	02/19/2020
8	13	vs. Kansas State	12/14/2019
	13	vs. Penn State • NIT	03/27/2018
10	12	at LSU	01/11/2020
	12	at South Carolina	01/08/2019
	12	Missouri	01/27/2018
	12	at Florida	01/10/2018
	12	Green Bay	11/20/2017
	12	Florida A&M • FAMU	11/18/2017

A. ADO'S GAME-BY-GAME STATISTICS • 2020-21

DATE • OPPONENT	GS	MIN	FG	3FG	FT	REB • O-D-T	PF/D	AST	TO	BLK	STL	PTS
11/25 • vs. Clemson	•	16	0-4	0-0	0-0	3 • 4 • 7	5/D	1	3	0	0	0
11/26 • vs. Liberty	•	34	5-5	0-0	4-5	1 • 4 • 5	3	1	2	1	0	14
11/30 • Texas State	•	14	2-2	0-0	3-4	2 • 3 • 5	3	1	2	2	0	7
12/04 • North Texas	•	27	3-6	0-0	0-0	4 • 5 • 9	4	0	1	5	2	6
12/08 • Jackson State	•	21	1-3	0-0	2-2	3 • 5 • 8	3	2	1	1	0	4
12/12 • vs. Dayton	•	31	1-3	0-0	0-0	2 • 5 • 7	5/D	0	1	0	1	2
12/16 • Central Arkansas • UCA	•	24	3-5	0-0	0-1	2 • 3 • 5	2	0	2	2	1	6
12/21 • Mississippi Valley State	•	23	2-4	0-0	0-1	1 • 2 • 3	2	0	2	1	1	4
12/30 • at Georgia [SEC]	•	32	1-3	0-0	3-5	4 • 4 • 8	4	2	2	3	2	5
01/02 • Kentucky [SEC]	•	34	2-3	0-0	1-1	1 • 4 • 5	3	1	2	4	3	5
01/05 • No. 13/13 Missouri [SEC]	•	33	1-4	0-0	4-4	2 • 5 • 7	1	1	0	3	0	6
01/09 • at Vanderbilt [SEC]	•	33	4-8	0-0	0-0	3 • 5 • 8	4	1	0	1	0	8
01/13 • Texas A&M [SEC]	•	30	2-3	0-0	0-0	1 • 4 • 5	2	0	2	1	1	4
01/16 • Florida [SEC]	•	34	5-5	0-0	1-2	3 • 6 • 9	3	1	0	3	1	11
01/19 • Ole Miss [SEC]	•	36	1-5	0-0	2-2	4 • 5 • 9	0	1	1	3	1	4
01/23 • at No. 18/16 Alabama [SEC]	•	32	3-3	0-0	0-0	0 • 1 • 1	0	0	0	3	1	6
01/26 • at No. 18/17 Tennessee [SEC]	•	32	2-5	0-0	2-5	7 • 5 • 12	1	0	4	1	1	6
01/30 • Iowa State [SEC/Big 12]	•	16	0-1	0-0	0-0	3 • 4 • 7	1	1	3	0	0	0
02/02 • at Arkansas [SEC]	•	23	1-4	0-0	0-0	0 • 1 • 1	0	0	0	2	0	2
02/06 • at South Carolina [SEC]												
02/10 • LSU [SEC]												
02/13 • Vanderbilt [SEC]												
02/16 • at Auburn [SEC]												
02/20 • at Ole Miss [SEC]												
02/24 • South Carolina [SEC]												
02/27 • Alabama [SEC]												
03/03 • at Texas A&M [SEC]												

A. ADO'S STANDOUT PERFORMANCES

	17-18 • FR	18-19 • SO	19-20 • JR	20-21 • SR	CAREER
10+ Points	12	4	4	2	22
20+ Points	-	-	-	-	0
Led MSU in Scoring	2	-	-	-	2
5+ Rebounds	25	11	25	16	77
10+ Rebounds	5	2	4	1	12
Double-Doubles	3	-	2	-	5
20+PTS • 10+ REB	-	-	-	-	0
Led MSU in Rebounding	15	3	4	7	28
5+ Field Goals Made	9	1	3	2	15
10+ Field Goals Made	-	-	-	-	0
2+ 3-Point Field Goals Made	-	-	-	-	0
5+ 3-Point Field Goals Made	-	-	-	-	0
5+ Free Throws Made	-	-	2	-	2
10+ Free Throws Made	-	-	-	-	0
2+ Assists	2	3	6	2	13
5+ Assists	-	-	-	-	0
2+ Blocks	19	18	16	10	63
5+ Blocks	1	2	2	1	6
2+ Steals	6	5	3	3	17
5+ Steals	-	-	-	-	0

A. ADO'S • SEC RANKINGS

	ALL • SEC	ALL • SEC
Blocks	1.9 • 2.4	4th • 3rd
Offensive Rebounds	2.4 • 2.5	10th • T-8th
Rebounds	6.4 • 6.5	12th • T-9th
Defensive Rebounds	4.0	NR • T-13th

A. ADO'S CAREER STATISTICS

YEAR	GP-GS	MIN • AVG	FG-FGA	PCT	THREE-POINT		FT-FTA	PCT	REBOUND		PF-FO	AST	TO	BLK	STL	PTS • AVG
					FG-FGA	PCT			OFF-DEF-TOT	AVG						
2017-18	36-36	953 • 26.5	112-182	61.5	0-0	0.0	58-113	51.3	103-128-231	6.4	93-2	13	71	67	28	282 • 7.8
2018-19	31-30	746 • 24.1	51-83	61.4	0-0	0.0	43-69	62.3	54-86-140	4.5	87-1	13	35	57	20	145 • 4.7
2019-20	31-31	878 • 28.3	69-116	59.5	0-0	0.0	39-64	60.9	100-109-209	6.7	82-2	20	42	58	16	177 • 5.7
2020-21	19-19	525 • 27.7	39-76	51.3	0-0	0.0	22-32	68.8	46-75-121	6.4	46-2	13	28	36	15	100 • 5.3
TOTALS	117-116	3101 • 26.5	271-457	59.3	0-0	0.0	162-278	58.3	303-398-701	6.0	308-7	59	176	218	79	704 • 6.0



#30 Andrew Junkin

Forward • 6-11 • 240 • R SO • 1L • New Hope, Mississippi • New Hope HS

2020-21 OVERALL

PPG	RPG	APG	SPG	BPG
1.3	0.0	0.0	0.0	0.3

2020-21 SEC GAMES

PPG	RPG	APG	SPG	BPG
0.0	0.0	0.0	0.0	0.3

A. JUNKIN'S SEASON/CAREER HIGHS

POINTS

Season	2 • Iowa State • 01/30/2021
	2 • Jackson State • 12/08/2020
Career	2 • Iowa State • 01/30/2021
	2 • Jackson State • 12/08/2020

REBOUNDS

Season	
Career	

FIELD GOALS MADE

Season	1 • Iowa State • 01/30/2021
	1 • Jackson State • 12/08/2020
Career	1 • Iowa State • 01/30/2021
	1 • Jackson State • 12/08/2020

3-POINT FIELD GOALS MADE

Season	
Career	

FREE THROWS MADE

Season	
Career	

ASSISTS

Season	
Career	

BLOCKS

Season	1 • Iowa State • 01/30/2021
Career	1 • Iowa State • 01/30/2021
	1 • at Coastal Carolina • 11/24/2019

STEALS

Season	
Career	

MINUTES

Season	5 • Iowa State • 01/30/2021
Career	5 • Iowa State • 01/30/2021

A. JUNKIN'S TOP SCORING PERFORMANCES

RK	PTS	OPPONENT	DATE
1	2	Iowa State	01/30/2021
	2	Jackson State	12/08/2020

A. JUNKIN'S GAME-BY-GAME STATISTICS • 2020-21

DATE	OPPONENT	GS	MIN	FG	3FG	FT	REB	O-D-T	PF/D	AST	TO	BLK	STL	PTS
11/25	vs. Clemson	DNP												
11/26	vs. Liberty	DNP												
11/30	Texas State	DNP												
12/04	North Texas	DNP												
12/08	Jackson State		3	1-1	0-0	0-0	0	0-0-0	1	0	1	0	0	2
12/12	vs. Dayton	DNP												
12/16	Central Arkansas • UCA	DNP												
12/21	Mississippi Valley State		3	0-0	0-0	0-0	0	0-0-0	0	0	0	0	0	0
12/30	at Georgia [SEC]	DNP												
01/02	Kentucky [SEC]	DNP												
01/05	No. 13/13 Missouri [SEC]	DNP												
01/09	at Vanderbilt [SEC]	DNP												
01/13	Texas A&M [SEC]	DNP												
01/16	Florida [SEC]	DNP												
01/19	Ole Miss [SEC]	DNP												
01/23	at No. 18/16 Alabama [SEC]	DNP												
01/26	at No. 18/17 Tennessee [SEC]	DNP												
01/30	Iowa State [SEC/Big 12]		5	1-1	0-0	0-0	0	0-0-0	1	0	0	1	0	2
02/02	at Arkansas [SEC]	DNP												
02/06	at South Carolina [SEC]													
02/10	LSU [SEC]													
02/13	Vanderbilt [SEC]													
02/16	at Auburn [SEC]													
02/20	at Ole Miss [SEC]													
02/24	South Carolina [SEC]													
02/27	Alabama [SEC]													
03/03	at Texas A&M [SEC]													

A. JUNKIN'S CAREER STATISTICS

YEAR	GP-GS	MIN • AVG	FG-FGA	PCT	THREE-POINT				REBOUND		PF-FO	AST	TO	BLK	STL	PTS • AVG
					FG-FGA	PCT	FT-FTA	PCT	OFF-DEF-TOT	AVG						
2019-20	3-0	5 • 1.8	0-1	0.0	0-0	0.0	0-0	0.0	0-0-0	0.0	0-0	0	0	1	0	0 • 0.0
2020-21	3-0	10 • 3.4	2-2	100.0	0-0	0.0	0-0	0.0	0-0-0	0.0	2-0	0	1	1	0	4 • 1.3
TOTALS	6-0	16 • 2.6	2-3	66.7	0-0	0.0	0-0	0.0	0-0-0	0.0	2-0	0	1	2	0	4 • 0.7



#32 Quinten Post

Forward • 7-0 • 225 • FR • HS • Amsterdam, The Netherlands • Cartesius Lyceum HS

2020-21 OVERALL

PPG 3.5 RPG 2.4 APG 0.3 SPG 0.4 BPG 0.5

2020-21 SEC GAMES

PPG 2.3 RPG 2.4 APG 0.1 SPG 0.4 BPG 0.6

Q. POST'S SEASON/CAREER HIGHS

POINTS	
Season	10 • Mississippi Valley State • 12/21/2020
Career	10 • Mississippi Valley State • 12/21/2020

REBOUNDS

Season	10 • at No. 18 Tennessee • 01/26/2021
Career	10 • at No. 18 Tennessee • 01/26/2021

FIELD GOALS MADE

Season	4 • Mississippi Valley State • 12/21/2020
	4 • Texas State • 11/30/2020
Career	4 • 2x • Last: Mississippi Valley State • 12/21/2020

3-POINT FIELD GOALS MADE

Season	2 • at Arkansas • 02/02/2021
	2 • vs. Dayton • 12/12/2020
Career	2 • 2x • Last: at Arkansas • 02/02/2021

FREE THROWS MADE

Season	2 • Mississippi Valley State • 12/21/2020
Career	2 • Mississippi Valley State • 12/21/2020
	2 • at Coastal Carolina • 11/24/2019

ASSISTS

Season	3 • Texas State • 11/30/2020
Career	3 • Texas State • 11/30/2020

BLOCKS

Season	2 • at No. 18 Tennessee • 01/26/2021
	2 • at Georgia • 12/30/2020
	2 • Texas State • 11/30/2020
Career	2 • 3x • Last: at No. 18 Tennessee • 01/26/2021

STEALS

Season	2 • at Arkansas • 02/02/2021
	2 • at No. 18 Tennessee • 01/26/2021
Career	2 • 2x • Last: at Arkansas • 02/02/2021

MINUTES

Season	16 • Iowa State • 01/30/2021
	16 • at No. 18 Tennessee • 01/26/2021
	16 • Texas State • 11/30/2020
Career	16 • 3x • Last: Iowa State • 01/30/2021

Q. POST'S TOP SCORING PERFORMANCES

RK	PTS	OPPONENT	DATE
1	10	Mississippi Valley State	12/21/2020
2	9	Texas State	11/30/2020
3	7	Iowa State	01/30/2021
4	6	at Arkansas	02/02/2021
	6	vs. Dayton	12/12/2020
6	5	at No. 18 Tennessee	01/26/2021
	5	Texas A&M	01/13/2021

Q. POST'S GAME-BY-GAME STATISTICS • 2020-21

DATE • OPPONENT	GS	MIN	FG	3FG	FT	REB • O-D-T	PF/D	AST	TO	BLK	STL	PTS
11/25 • vs. Clemson		2	0-0	0-0	0-0	0 • 0 • 0	1	0	1	0	0	0
11/26 • vs. Liberty	DNP											
11/30 • Texas State		16	4-9	1-4	0-1	2 • 3 • 5	4	3	1	2	0	9
12/04 • North Texas		7	2-3	0-1	0-0	1 • 1 • 2	2	0	0	0	0	4
12/08 • Jackson State		10	0-3	0-1	0-0	2 • 0 • 2	1	0	0	0	0	0
12/12 • vs. Dayton		11	2-5	2-4	0-0	1 • 0 • 1	1	0	0	0	1	6
12/16 • Central Arkansas • UCA		4	1-2	0-0	0-0	1 • 0 • 1	0	0	0	0	0	2
12/21 • Mississippi Valley State		14	4-6	0-2	2-3	0 • 1 • 1	0	1	1	0	0	10
12/30 • at Georgia [SEC]		3	0-0	0-0	0-0	0 • 0 • 0	0	0	0	2	0	0
01/02 • Kentucky [SEC]		5	1-2	0-0	0-0	2 • 0 • 2	1	0	1	0	0	2
01/05 • No. 13/13 Missouri [SEC]		6	0-2	0-1	0-0	0 • 1 • 1	3	0	2	0	0	0
01/09 • at Vanderbilt [SEC]		9	1-2	1-2	0-0	0 • 3 • 3	0	0	0	0	0	3
01/13 • Texas A&M [SEC]		10	2-3	1-2	0-0	1 • 2 • 3	1	0	0	1	0	5
01/16 • Florida [SEC]		4	0-0	0-0	0-0	0 • 0 • 0	3	0	2	0	0	0
01/19 • Ole Miss [SEC]	DNP											
01/23 • at No. 18/16 Alabama [SEC]		3	0-0	0-0	0-0	0 • 1 • 1	1	0	1	0	0	0
01/26 • at No. 18/17 Tennessee [SEC]		16	2-4	1-2	0-0	3 • 7 • 10	1	0	1	2	2	5
01/30 • Iowa State [SEC/Big 12]		16	3-5	1-1	0-2	2 • 4 • 6	2	0	1	1	1	7
02/02 • at Arkansas [SEC]		15	2-6	2-6	0-0	1 • 1 • 2	0	1	2	0	2	6
02/06 • at South Carolina [SEC]												
02/10 • LSU [SEC]												
02/13 • Vanderbilt [SEC]												
02/16 • at Auburn [SEC]												
02/20 • at Ole Miss [SEC]												
02/24 • South Carolina [SEC]												
02/27 • Alabama [SEC]												
03/03 • at Texas A&M [SEC]												

Q. POST'S STANDOUT PERFORMANCES	19-20 • FR	20-21 • SO	CAREER
5+ Points	-	7	7
10+ Points	-	1	1
Led MSU in Scoring	-	-	0
5+ Rebounds	-	3	3
10+ Rebounds	-	1	1
Double-Doubles	-	-	0
10+PTS • 5+ REB	-	-	0
Led MSU in Rebounding	-	-	0
5+ Field Goals Made	-	-	0
10+ Field Goals Made	-	-	0
2+ 3-Point Field Goals Made	-	2	2
5+ 3-Point Field Goals Made	-	-	0
5+ Free Throws Made	-	-	0
10+ Free Throws Made	-	-	0
2+ Assists	-	1	1
5+ Assists	-	-	0
2+ Blocks	-	3	3
5+ Blocks	-	-	0
2+ Steals	-	2	2
5+ Steals	-	-	0

Q. POST'S CAREER STATISTICS

YEAR	GP-GS	MIN • AVG	FG-FGA	PCT	THREE-POINT FG-FGA	PCT	FT-FTA	PCT	REBOUND OFF-DEF-TOT	AVG	PF-FO	AST	TO	BLK	STL	PTS • AVG
2019-20	8-0	21 • 2.6	3-8	37.5	1-3	33.3	2-2	100.0	3-9-12	1.5	4-0	1	3	1	0	9 • 1.1
2020-21	17-0	152 • 8.9	24-52	46.2	9-26	34.6	2-6	33.3	16-24-40	2.4	21-0	5	13	8	6	59 • 3.5
TOTALS	25-0	172 • 6.9	27-60	45.0	10-29	34.5	4-8	50.0	19-33-52	2.1	25-0	6	16	9	6	68 • 2.7



#35 Tolu Smith

Forward • 6-10 • 245 • 50 • R TR • Bay St. Louis, Mississippi • Kahuku HS - Hawaii • Western Kentucky

2020-21 OVERALL

PPG	RPG	APG	SPG	BPG
12.7	8.4	1.1	0.5	0.9

2020-21 SEC GAMES

PPG	RPG	APG	SPG	BPG
11.5	8.1	1.2	0.8	1.0

T. SMITH'S SEASON/CAREER HIGHS

POINTS	
Season	27 • Florida • 01/16/2021
Career	27 • Florida • 01/16/2021

REBOUNDS

Season	14 • Florida • 01/16/2021
Career	14 • Florida • 01/16/2021

FIELD GOALS MADE

Season	11 • Florida • 01/16/2021
Career	11 • Florida • 01/16/2021

3-POINT FIELD GOALS MADE

Season	
Career	

FREE THROWS MADE

Season	6 • Texas State • 11/30/2020 6 • vs. Liberty • 11/26/2020 6 • vs. Clemson • 11/25/2020
Career	6 • 3x • Last: Texas State • 11/30/2020

ASSISTS

Season	3 • at Georgia • 12/30/2020
Career	3 • at Georgia • 12/30/2020

BLOCKS

Season	3 • Florida • 01/16/2021 3 • Kentucky • 01/02/2021
Career	3 • 2x • Last: Florida • 01/16/2021

STEALS

Season	3 • at No. 18 Alabama • 01/23/2021
Career	3 • at No. 18 Alabama • 01/23/2021

MINUTES

Season	38 • Texas A&M • 01/13/2021
Career	38 • Texas A&M • 01/13/2021

T. SMITH'S TOP SCORING PERFORMANCES

RK	PTS	OPPONENT	DATE
1	27	Florida	01/16/2021
2	20	vs. Liberty	11/26/2020
3	19	Jackson State	12/08/2020
4	18	at Vanderbilt	01/09/2021
5	16	Iowa State	01/30/2021
6	15	No. 13 Missouri	01/05/2021
7	13	Mississippi Valley State	12/21/2020
	13	vs. Dayton	12/12/2020
9	12	North Texas	12/04/2020
	12	Texas State	11/30/2020
	12	vs. Clemson	11/25/2020

T. SMITH'S GAME-BY-GAME STATISTICS - 2020-21

DATE • OPPONENT	GS	MIN	FG	3FG	FT	REB • O-D-T	PF/D	AST	TO	BLK	STL	PTS
11/25 • vs. Clemson	•	36	3-8	0-0	6-12	4 • 6 • 10	3	1	2	2	0	12
11/26 • vs. Liberty	•	34	7-11	0-0	6-8	4 • 3 • 7	4	1	2	2	0	20
11/30 • Texas State	•	30	3-6	0-0	6-7	2 • 3 • 5	0	1	2	1	0	12
12/04 • North Texas	•	31	5-8	0-0	2-3	2 • 6 • 8	4	0	2	1	0	12
12/08 • Jackson State	•	24	8-12	0-0	3-5	5 • 7 • 12	2	1	1	0	0	19
12/12 • vs. Dayton	•	31	5-10	0-0	3-7	4 • 3 • 7	5/D	0	3	0	0	13
12/16 • Central Arkansas • UCA	•	29	4-7	0-0	2-4	4 • 6 • 10	3	0	1	1	0	10
12/21 • Mississippi Valley State	•	23	6-8	0-0	1-4	7 • 5 • 12	3	2	1	0	0	13
12/30 • at Georgia [SEC]	•	36	3-7	0-0	1-1	1 • 5 • 6	3	3	3	1	2	7
01/02 • Kentucky [SEC]	•	34	2-11	0-0	3-5	6 • 6 • 12	3	2	4	3	0	7
01/05 • No. 13/13 Missouri [SEC]	•	32	5-7	0-0	5-6	4 • 5 • 9	2	1	1	1	1	15
01/09 • at Vanderbilt [SEC]	•	31	7-8	0-0	4-8	2 • 5 • 7	3	0	1	1	0	18
01/13 • Texas A&M [SEC]	•	38	4-7	0-0	0-0	3 • 3 • 6	1	1	1	1	0	8
01/16 • Florida [SEC]	•	35	11-13	0-0	5-10	7 • 7 • 14	1	0	1	3	0	27
01/19 • Ole Miss [SEC]	•	30	4-10	0-0	2-2	1 • 5 • 6	4	2	2	0	0	10
01/23 • at No. 18/16 Alabama [SEC]	•	32	4-6	0-0	0-0	4 • 5 • 9	3	2	4	0	3	8
01/26 • at No. 18/17 Tennessee [SEC]	•	24	0-3	0-0	5-6	2 • 4 • 6	5	0	5	0	1	5
01/30 • Iowa State [SEC/Big 12]	•	24	6-9	0-0	4-4	4 • 3 • 7	1	2	0	0	2	16
02/02 • at Arkansas [SEC]	•	34	3-8	0-0	4-8	2 • 3 • 5	1	1	5	0	1	10
02/06 • at South Carolina [SEC]												
02/10 • LSU [SEC]												
02/13 • Vanderbilt [SEC]												
02/16 • at Auburn [SEC]												
02/20 • at Ole Miss [SEC]												
02/24 • South Carolina [SEC]												
02/27 • Alabama [SEC]												
03/03 • at Texas A&M [SEC]												

T. SMITH'S STANDOUT PERFORMANCES	18-19 • FR • WKU	20-21 • SO • MSU	CAREER
10+ Points	-	14	14
20+ Points	-	2	2
Led MSU in Scoring	-	4	4
5+ Rebounds	6	19	25
10+ Rebounds	-	6	6
Double-Doubles	-	5	5
20+ PTS • 10+ REB	-	1	1
Led MSU in Rebounding	-	14	14
5+ Field Goals Made	-	9	9
10+ Field Goals Made	-	1	1
2+ 3-Point Field Goals Made	-	-	0
5+ 3-Point Field Goals Made	-	-	0
5+ Free Throws Made	-	6	6
10+ Free Throws Made	-	-	0
2+ Assists	-	6	6
5+ Assists	-	-	0
2+ Blocks	3	4	7
5+ Blocks	-	-	0
2+ Steals	-	3	3
5+ Steals	-	-	0

T. SMITH'S • SEC RANKINGS	ALL • SEC	ALL • SEC
Rebounds	8.4 • 8.1	1st • 1st
Offensive Rebounds	3.6 • 3.2	1st • 2nd
Defensive Rebounds	4.8 • 4.9	8th • 4th
Blocks	1.0	NR • T-14th

T. SMITH'S CAREER STATISTICS

YEAR	GP-GS	MIN • AVG	FG-FGA	PCT	THREE-POINT FG-FGA	PCT	FT-FTA	PCT	REBOUND OFF-DEF-TOT	AVG	PF-FO	AST	TO	BLK	STL	PTS • AVG	SCHOOL
2018-19	34-0	344 • 10.1	42-72	58.3	0-0	0.0	28-49	57.1	30-59-89	2.6	52-0	8	35	10	3	112 • 3.3	WESTERN KENTUCKY
2020-21	19-19	588 • 30.9	90-159	56.6	0-0	0.0	62-100	62.0	68-91-159	8.4	51-2	20	41	17	10	242 • 12.7	MSU
TOTALS	53-19	931 • 17.6	132-231	57.1	0-0	0.0	90-149	60.4	98-150-248	4.7	103-2	28	76	27	13	354 • 6.7	



#55 Keondre Montgomery

Guard/Forward • 6-7 • 200 • FR • HS • Jackson, Mississippi • Forest Hill HS

2020-21 OVERALL

PPG	RPG	APG	SPG	BPG
1.8	0.4	0.6	0.0	0.0

2020-21 SEC GAMES

PPG	RPG	APG	SPG	BPG
0.0	0.0	0.0	0.0	0.0

K. MONTGOMERY'S SEASON/CAREER HIGHS

POINTS	
Season	5 • Mississippi Valley State • 12/21/2020
Career	5 • Mississippi Valley State • 12/21/2020

REBOUNDS

Season	1 • Iowa State • 01/30/2021
	1 • Jackson State • 12/08/2020
Career	1 • Iowa State • 01/30/2021
	1 • Jackson State • 12/08/2020

FIELD GOALS MADE

Season	2 • Mississippi Valley State • 12/21/2020
Career	2 • Mississippi Valley State • 12/21/2020

3-POINT FIELD GOALS MADE

Season	1 • Mississippi Valley State • 12/21/2020
Career	1 • Mississippi Valley State • 12/21/2020

FREE THROWS MADE

Season	
Career	

ASSISTS

Season	1 • Central Arkansas • 12/16/2020
	1 • Jackson State • 12/08/2020
	1 • Texas State • 11/30/2020
Career	1 • 3x • Last: Central Arkansas • 12/16/2020

BLOCKS

Season	
Career	

STEALS

Season	
Career	

MINUTES

Season	7 • Iowa State • 01/30/2021
Career	7 • Iowa State • 01/30/2021

K. MONTGOMERY'S TOP SCORING PERFORMANCES

RK	PTS	OPPONENT	DATE
1	5	Mississippi Valley State	12/21/2020
2	2	Iowa State	01/30/2021
	2	Texas State	11/30/2020

K. MONTGOMERY'S GAME-BY-GAME STATISTICS • 2020-21

DATE	OPPONENT	GS	MIN	FG	3FG	FT	REB • O-D-T	PF/D	AST	TO	BLK	STL	PTS
11/25	• vs. Clemson	DNP											
11/26	• vs. Liberty	DNP											
11/30	• Texas State		4	1-3	0-0	0-0	0 • 0 • 0	0	1	0	0	0	2
12/04	• North Texas	DNP											
12/08	• Jackson State		4	0-0	0-0	0-0	0 • 1 • 1	0	1	0	0	0	0
12/12	• vs. Dayton	DNP											
12/16	• Central Arkansas • UCA		1	0-1	0-1	0-0	0 • 0 • 0	0	1	0	0	0	0
12/21	• Mississippi Valley State		4	2-3	1-1	0-0	0 • 0 • 0	1	0	0	0	0	5
12/30	• at Georgia [SEC]	DNP											
01/02	• Kentucky [SEC]	DNP											
01/05	• No. 13/13 Missouri [SEC]	DNP											
01/09	• at Vanderbilt [SEC]	DNP											
01/13	• Texas A&M [SEC]	DNP											
01/16	• Florida [SEC]	DNP											
01/19	• Ole Miss [SEC]	DNP											
01/23	• at No. 18/16 Alabama [SEC]	DNP											
01/26	• at No. 18/17 Tennessee [SEC]	DNP											
01/30	• Iowa State [SEC/Big 12]		7	1-6	0-2	0-0	1 • 0 • 1	0	0	1	0	0	2
02/02	• at Arkansas [SEC]	DNP											
02/06	• at South Carolina [SEC]												
02/10	• LSU [SEC]												
02/13	• Vanderbilt [SEC]												
02/16	• at Auburn [SEC]												
02/20	• at Ole Miss [SEC]												
02/24	• South Carolina [SEC]												
02/27	• Alabama [SEC]												
03/03	• at Texas A&M [SEC]												

K. MONTGOMERY'S CAREER STATISTICS

YEAR	GP-GS	MIN • AVG	FG-FGA	PCT	THREE-POINT FG-FGA	PCT	FT-FTA	PCT	REBOUND OFF-DEF-TOT	AVG	PF-FO	AST	TO	BLK	STL	PTS • AVG
2020-21	5-0	20 • 4.0	4-13	30.8	1-4	25.0	0-0	0.0	1-1-2	0.4	1-0	3	1	0	0	9 • 1.8
TOTALS	5-0	20 • 4.0	4-13	30.8	1-4	25.0	0-0	0.0	1-1-2	0.4	1-0	3	1	0	0	9 • 1.8



Ben Howland

Weber State • 1979

6th Season • Mississippi State

NCAA On-Court Record • 509-282 • 25th Season

MSU On-Court Record • 108-76 • 6th Season

THE BEN HOWLAND FILE

Seasons • School • Position • Years at School

1982 • Gonzaga • Graduate Assistant • 1 Season
1983-94 • UC Santa Barbara • Assistant Coach • 12 Seasons
1995-99 • Northern Arizona • Head Coach • 5 Seasons
2000-03 • Pittsburgh • Head Coach • 4 Seasons
2004-13 • UCLA • Head Coach • 10 Seasons

2016-Present • Mississippi State • Head Coach • 6 Seasons

BEN HOWLAND'S YEAR-BY-YEAR ON-COURT RECORD

NORTHERN ARIZONA • 1995-99 • 79-59

SEASON	OVR W-L	CONF W-L	CONF FINISH	POSTSEASON
1994-95	9-17	4-10	7th	
1995-96	7-19	3-11	7th	
1996-97	21-7	14-2	1st	NIT First Round
1997-98	21-8	13-3	1st	NCAA First Round
1998-99	21-8	12-4	2nd	

PITTSBURGH • 2000-03 • 89-40

SEASON	OVR W-L	CONF W-L	CONF FINISH	POSTSEASON
1999-2000	13-15	5-11	11th	
2000-01	19-14	7-9	11th • 5th West	NIT Second Round
2001-02	29-6	13-3	T-1st • 1st West	NCAA Sweet 16
2002-03	28-5	13-3	T-1st • T-1st West	NCAA Sweet 16

UCLA • 2004-13 • 233-107

SEASON	OVR W-L	CONF W-L	CONF FINISH	POSTSEASON
2003-04	11-17	7-11	T-7th	
2004-05	18-11	11-7	T-3rd	NCAA First Round
2005-06	32-7	14-4	1st	NCAA Runner-Up
2006-07	30-6	15-3	1st	NCAA Final Four
2007-08	35-4	16-2	1st	NCAA Final Four
2008-09	26-9	13-5	2nd	NCAA Second Round
2009-10	14-18	8-10	T-5th	
2010-11	23-11	13-5	2nd	NCAA Second Round
2011-12	19-14	11-7	T-5th	
2012-13	25-10	13-5	1st	NCAA First Round

MISSISSIPPI STATE • 2016-PRESENT • 108-76

SEASON	OVR W-L	CONF W-L	CONF FINISH	POSTSEASON
2015-16	14-17	7-11	11th	
2016-17	16-16	6-12	12th	
2017-18	25-12	9-9	7th	NIT Final Four
2018-19	23-11	10-8	T-6th	NCAA First Round
2019-20	20-11	11-7	T-4th	
2020-21	10-9	4-6		

NCAA TOURNAMENTS

NCAA SWEET 16

NCAA FINAL FOUR

NCAA RUNNER-UP

11
5
3
1

CONFERENCE REGULAR SEASON TITLES

2013 • Pac-12
2006 • 2007 • 2008 • Pac-10
2002 • 2003 • BIG EAST
1997 • 1998 • Big Sky

7
1
3
2
1

CONFERENCE TOURNAMENT TITLES

2006 • 2008 • Pac-10
2003 • BIG EAST
1998 • Big Sky

4
2
1
1

CONFERENCE COACH OF THE YEAR

2006 • Pac-10
2002 • BIG EAST
1997 • Big Sky

3
1
1
1

CAREER AND MISSISSIPPI STATE

Over the course of a storied 37-year coaching career, Ben Howland has established himself as a proven winner and ascended to one of college basketball's elite head coaches.

Howland, the most decorated and accomplished coach in school history, has built his career on the foundation of hard work, humility, integrity and service. He has brought stability and a calming influence to the Mississippi State program with three straight 20-win seasons for the fifth time in program history.

Mississippi State has piled up 68 victories since the start of 2017-18 which is fourth-most in program history for a three-year span. The Bulldogs also were in-line for its third consecutive postseason appearance in 2019-20 and logged back-to-back postseason appearances for the first time in nearly a decade highlighted by a 2019 NCAA Tournament trip under Howland's direction.

Mississippi State has captured 30 SEC wins over the last three seasons which is the program's best three-year total in a decade. The Bulldogs also secured 10-plus SEC victories during consecutive seasons for the first time since the 1994-95 and 1995-96 seasons under Richard Williams and earned the program's best SEC regular season finish in 2019-20 going back to the 2010-11 campaign.

The 2020-21 campaign marks Howland's sixth season with the Bulldogs and his 25th season as a head coach.

One of Howland's signature accomplishments has been the rebuilding stamp he has placed on teams throughout his career. He is a staple of March Madness and one of 15 coaches in NCAA history to lead four programs to the Big Dance.

Howland has enjoyed an unprecedented level of success and compiled an impressive list of accolades which include three straight NCAA Final Four runs in 2006-07-08 and a 2006 NCAA Runner-Up finish at UCLA. He is the only coach in NCAA history to appear in the NCAA Final Four and win at least 30 games during three consecutive seasons.

Howland is joined by Michigan State's Tom Izzo and Duke's Mike Krzyzewski as the only active coaches to secure three straight NCAA Final Four berths. He is one of 10 coaches to accomplish the prestigious feat in NCAA history headed by 10-time national champion John Wooden at UCLA.

Overall, Howland's teams have amassed 14 postseason appearances, 14 seasons of 20-plus wins, 11 NCAA Tournament bids, eight regular season conference championships and five NCAA Sweet 16 trips. He has garnered seven national coach of the year accolades and collected conference coach of the year honors in three leagues.

Howland's energetic approach and insatiable drive have helped numerous players achieve their professional dreams. Russell Westbrook, Kevin Love and Jrue Holiday spearhead a list of 24 NBA players who have combined for 14 nods to the NBA All-Star Game.

Westbrook, a five-time All-NBA First-Team honoree and two-time NBA scoring champion, was the 2017 NBA MVP. He was the first player in league history to average a triple-double for a season since Oscar Robertson during the 1960s. Love (Cleveland Cavaliers • 2016) along with Trevor Ariza (Los Angeles Lakers • 2009), Jordan Farmar (Los Angeles Lakers • 2009-10) and Norman Powell (Toronto Raptors • 2019) have each won NBA Championships.

Howland's coaching tree has seven former assistant coaches who have later become head coaches at the college level, headed by Jamie Dixon who succeeded him at Pittsburgh and is the current coach of his alma mater, TCU. He left the cupboard fully-stocked as Northern Arizona, Pitt and UCLA each made NCAA Tournament trips the next season following his departure. Pitt racked up a school-record 31 victories and captured an outright BIG EAST regular season crown, while the Panthers and Bruins made runs to the NCAA Sweet 16.

The foundation for Mississippi State's road back to the 2019 NCAA Tournament was laid by a trio of 1,000-point scorers in Quindary Weatherspoon, Aric Holman and Lamar Peters. Weatherspoon, a 2019 All-SEC First-Team pick, wrapped up his career as one of three MSU players to dial up over 2,000 career points. He scored his first career NBA points with the San Antonio Spurs during the 2020 season. Holman and Peters each put together successful 2019-20 seasons in the NBA G-League.

Reggie Perry, a top five finalist for the 2020 Karl Malone Award given to the nation's top forward, came away with All-SEC First-Team accolades. Before Perry, the last player in program history to average a season double-double was NBA First-Round pick Arnett Moultrie in 2011-12. Perry and Robert Woodard II became the first Mississippi State duo since Mario Austin and Derrick Zimmerman in 2003 to be selected in the same NBA Draft. The program also had two first-round picks in 1996 with Erick Dampier and Dontae' Jones.

Tyson Carter made program history as the first player to secure the SEC's Sixth-Man of the Year award and became the seventh MSU player to eclipse 1,000 career points under Howland in 2019-20.

The Bulldogs will look to punch their return ticket to March Madness in 2020-21 led by returnees Abdul Ado, Iverson Molinar and D.J. Stewart Jr. The trio will be joined by talented transfers in Javian Davis, Jalen Johnson and Tolu Smith along with a skillful freshmen class headed by Derek Fountain, Andersson Garcia, Cameron Matthews, Keondre Montgomery and Deivon Smith.

PLAYING CAREER • PERSONAL

Born in Lebanon, Oregon, Howland's prep career included stops at Dos Pueblos and Cerritos High Schools in California. He was a two-time all-state honoree by the California Interscholastic Federation (CIF) and a two-time Suburban League Most Valuable Player while at Cerritos.

Howland's college career began at Santa Barbara City College where he was an all-league performer, a team captain and led the Vaqueros to the California state finals in 1978.

A 1979 graduate of Weber State, Howland was named the team's Most Valuable Defensive Player in 1979 and 1980 as the Wildcats captured two Big Sky championships and a pair of NCAA Tournament berths. He played professionally for Club Bohemios in Uruguay's First Division.

Howland and his wife, Kim, a former Weber State cheerleader, have two children – Meredith and Adam – and three grandsons – Benjamin Clark Howland II, Eli and Asher who are the sons of Adam and his wife, Brittney.

Meredith Howland is a pediatric oncology nurse at Mattel Children's Hospital at UCLA, which is one of the nation's top five pediatric cancer centers. Adam Howland serves as the assistant district attorney in Santa Barbara county.