



# MISSISSIPPI STATE 2020-21 BASKETBALL

11 NCAA TOURNAMENT APPEARANCES  
1963 • 1991 • 1995 • 1996 • 2002 • 2003  
2004 • 2005 • 2008 • 2009 • 2019

MEN'S BASKETBALL CONTACT  
MATT DUNAWAY • MDUNAWAY@ATHLETICS.MSSTATE.EDU  
OFFICE (662) 325-3595 • CELL (727) 215-3857

## 26



## Mississippi State (13-12 • 7-9 SEC) vs. Texas A&M (8-7 • 2-6 SEC)



GAME 26 • REED ARENA • BRYAN-COLLEGE STATION, TEXAS • WEDNESDAY, MARCH 3 • 7:30 P.M. CT

TV: SEC NETWORK • WATCH ESPN APP • RADIO: 100.9 WKBB-FM • STARKVILLE • ONLINE: HAILSTATE.COM • TUNE-IN RADIO APP

### MISSISSIPPI STATE (13-12 • 7-9 SEC)

H: 9-6 • A: 4-3 • N: 0-3 • OT: 0-2

NOVEMBER • 1-2

Space Coast Challenge • Melbourne, Florida • Nov. 25-26

Wed. 25 vs. Clemson • CBS-SN L • 53-42

Thur. 26 vs. Liberty • CBS-SN L • 84-73

Mon. 30 Texas State • SECN W • 68-51

DECEMBER • 5-1

Fri. 4 North Texas • SECN+ W • 69-63

Tue. 8 Jackson State • SECN W • 82-59

Holiday Hoops • Atlanta, Georgia • Dec. 12

Sat. 12 vs. Dayton • ESPN L • 85-82 • 2OT

Wed. 16 Central Arkansas • SECN W • 81-65

Mon. 21 Mississippi Valley State • SECN W • 87-48

Wed. 30 at Georgia • SEC • SECN W • 83-73

JANUARY • 4-5

Sat. 2 Kentucky • SEC • SECN L • 78-73 • 2OT

Tue. 5 No. 13 Missouri • SEC • SECN W • 78-63

Sat. 9 at Vanderbilt • SEC • SECN W • 84-81

Wed. 13 Texas A&M • SEC • SECN L • 56-55

Sat. 16 Florida • SEC • ESPN2 W • 72-69

Tue. 19 Ole Miss • SEC • SECN L • 64-46

Sat. 23 at No. 18 Alabama • SEC • SECN L • 81-73

Tue. 26 at No. 18 Tennessee • SEC • SECN L • 56-53

SEC/Big 12 Challenge • Starkville, Mississippi • Jan. 30

Sat. 30 Iowa State • ESPN2 W • 95-56

FEBRUARY • 3-4

Tue. 2 at Arkansas • SEC • SECN L • 61-45

Sat. 6 at South Carolina • SEC • SECN W • 75-59

Wed. 10 LSU • SEC • ESPN L • 94-80

Sat. 13 Vanderbilt • SEC • SECN L • 72-51

Sat. 20 at Ole Miss • SEC • SECN W • 66-56

Wed. 24 South Carolina • SEC • SECN W • 69-48

Sat. 27 No. 6 Alabama • SEC • SECN L • 64-59

MARCH • 0-0

Wed. 3 at Texas A&M • SEC • SECN 7:30 p.m.

Sat. 6 at Auburn • SEC • SECN 12 p.m.

SEC Tournament • Nashville, Tennessee • March 10-14

NCAA First Four • March 18 TBA

NCAA 1st/2nd Rounds • March 19-22 TBA

NCAA Sweet 16/Elite 8 • March 27-30 TBA

NCAA Final 4 • April 3, 5 TBA

All Times Central; Rankings reflect AP Top 25 poll on gameday; RV - Receiving Votes; Home Games in Maroon and Bolded

### WHAT'S INSIDE • TOC

Schedule & Results • Probable Starters • Matchup Breakdown	1
Off the Bench • Stats Comparison • On the Air	2
TV/Radio Chart • 2020-21 Roster/Coaching Staff/Pronunciation Guide	3
Notebook • Records Watch	4-10
Last Time Out • Mississippi State vs. No. 6 Alabama	11
SEC Standings • SEC Rankings • NET Breakdown	12
Top 25 Polls • Votes Breakdown	13
Mississippi State Record When • Miscellaneous Stats	14
Team Game-by-Game • Starting Lineups	15
Specialty Stats • Scoring Breakdown	16
Series History • Texas A&M • 2020-21 Texas A&M	17-18
2020-21 Overall Stats • 2020-21 SEC Stats	19-20
2020-21 Box Scores	21-27
Coach Howland Era Overall/SEC Records • Team/Individual	28-35
Player Career Game-by-Game Stats • Player Season/Career Highs	36-41
Player Pages	42-54
Coach Howland	55

### MISSISSIPPI STATE POSSIBLE STARTING LINEUP • BASED ON PREVIOUS GAMES

NO. 1 IVERSON MOLINAR • G • 6-3 • 190 • SO. • PANAMA CITY, PANAMA

2020-21 • 16.3 PPG • 133-285 FG • 30-66 3-PT FG • 62-76 FT • 3.9 RPG • 2.5 APG • 1.1 SPG

LAST GAME • NO. 6 ALABAMA • 11 PTS • 5-15 FG • 0-1 3-PT FG • 1-2 FT • 6 REB • 1 BLK

- Molinar is an explosive combo guard who is a talented shooter, passer and slasher that can get to the rim • 16.3 PPG is 6th in the SEC (03/02)
- Dialed up career-high 24 PTS at UGA (12/30) and at VANDY (01/09) • Howland: Molinar's jump from FR/SOPH reminds him of Russell Westbrook at UCLA
- 10+ PTS in 19 of his 22 outings and 6 GMS of 20+ PTS in 2020-21 • His +10.4 PPG is T-8th largest FR/SOPH scoring jump in SEC over last decade
- MSU is 16-8 when Molinar scores 10+ PTS • 10+ PTS in 23 of his 30 career starts • Most notable NBA player from Panama is Rolando Blackman (1982-94)
- Played AAU circuit for Team Why Not, Russell Westbrook's team coached by his brother, in the Nike EYB • Played for Panama at 2017 FIBA AmeriCup

NO. 3 • D.J. STEWART JR. • G • 6-6 • 205 • R-SO. • GRACE, MISSISSIPPI

2020-21 • 16.5 PPG • 148-346 FG • 37-106 3-PT FG • 80-101 FT • 3.0 RPG • 2.8 APG • 1.4 SPG

LAST GAME • NO. 6 ALABAMA • 15 PTS • 4-12 FG • 0-3 3-PT FG • 7-9 FT • 4 ASST • 1 REB • 1 STL • 1 BLK

- Stewart Jr. is a consensus 4-star recruit • Named the No. 2 prospect in Mississippi for Class of 2018 behind former teammate Robert Woodard II
- Redshirted 2018-19 • 10+ PTS in 28 of last 39 GMS (01/22/2020-02/27/2021) • SEC career-high 29 PTS at SC (02/06) • 16.5 PPG is 5th in SEC (03/02)
- Career-high 32 PTS versus DAY (12/12) • 1 of 9 SEC players to have 30+ PTS & He/Molinar are 2 of 10 SEC players to have at least 6 GMS of 20+ PTS in 2020-21
- 10+ PTS in 21 of 25 GMS during 2020-21 • He and Molinar's 32.8 PPG are 4th in the SEC in 2020-21 & MSU's highest scoring duo since Raven Johnson and Dee Bost in 2010-11 • MSU is 10-1 when Molinar, Stewart Jr. and Tolu Smith score 10+ PTS during the same game this season.

NO. 20 • DEREK FOUNTAIN • F • 6-9 • 210 • FR. • HOLLY SPRINGS, MISSISSIPPI

2020-21 • 5.4 PPG • 23-47 FG • 10-24 3-PT FG • 3-6 FT • 2.5 RPG • 0.9 APG

LAST GAME • NO. 6 ALABAMA • 3 PTS • 1-3 FG • 0-2 3-PT FG • 1-2 FT • 2 REB • 1 ASST

- Fountain is a versatile wing man who is a strong shooter, passer, rebounder and defender • Posted 23.0 PPG and 13.0 RPG as a senior
- Holly Springs went 28-5 en route to the MHSAA Class 3A state semifinals in 2019-20 • Holly Springs were state runner-up in 2017-18 & 2018-19
- A 2-time All-State selection & Class 3A District 2 MVP honoree • Made 1st career MSU start vs. Vanderbilt (02/13) • Started 3 of last 4 (02/13-02/27)
- Piled up season's best of 20 PTS, 7 REB and 2 ASST vs. LSU (02/10) • Posted 7.1 PPG on 22-of-45 shooting and 3.1 RPG in last 8 GMS (01/30-02/27)
- 1 of 4 MSU freshmen to score 20+ PTS off bench under Howland • Other 3 are 1,000 PTS scorers in Tyson Carter, Lamar Peters & Quindary Weatherspoon
- Played the AAU circuit for Team Thad out of Memphis, Tennessee founded by NBA player Thaddeus Young • AAU teammates with Matthews

NO. 35 • TOLU SMITH • F • 6-10 • 245 • R-SO. • BAY ST. LOUIS, MISSISSIPPI

2020-21 • 12.6 PPG • 120-203 FG • 0-0 3-PT FG • 75-123 FT • 8.6 RPG • 1.1 APG • 0.8 BPG

LAST GAME • NO. 6 ALABAMA • 12 PTS • 6-9 FG • 0-0 3-PT FG • 0-2 FT • 13 REB • 1 STL

- Smith spent his freshman season (2018-19) at Western Kentucky under former MSU coach Rick Stansbury • Posted 3.3 PPG and 2.6 RPG in 34 GMS
- Amassed 20 PTS versus LIB (11/26) • 7th double-double with 12 PTS & 13 REB vs. #6 Bama (02/27) • Career-highs 27 PTS & 14 REB vs. UF (01/16)
- Redshirted 2019-20 • 10+ PTS in 17 GMS in 2020-21 after WKU-high was 9 PTS vs. West Virginia (11/16/2018) • Hit on 74-of-115 from the floor (64.3 percent) in last 15 GMS (01/05-02/27) • 7 double-doubles in 2020-21 are T-1st on the SEC leaderboard • 3.4 O-RPG is 1st, 8.6 RPG is 2nd, & 5.3 D-RPG is 4th in SEC (03/02) • Prepped at Kahuku Intermediate School in Hawaii where he registered 21.2 PPG, 10.3 RPG and 1.6 BPG as a senior

NO. 24 • ABDUL ADO • F • 6-11 • 255 • R-SR. • LAGOS, NIGERIA

2020-21 • 5.5 PPG • 53-102 FG • 0-0 3-PT FG • 31-43 FT • 6.4 RPG • 1.9 BPG • 0.8 SPG

LAST GAME • NO. 6 ALABAMA • 9 PTS • 4-6 FG • 0-0 3-PT FG • 1-2 FT • 9 REB • 4 BLK • 1 ASST • 1 STL

- ADO tucked away 5.7 PPG, 6.7 RPG & 1.9 BPG in 2019-20 • 230 career BLK is 3rd at MSU • Started 122 of 123 GMS, which is T-1st in MSU history
- 2020-21 SEC season-high is 11 PTS vs. UF (01/16) • 2019-20 SEC season-high was 14 PTS vs. SC (02/19) • Career-high is 19 PTS at A&M (02/20/2018)
- SEC's active leader in REBs & BLKs • His 1.9 BPG (6th • 2017-18) • 1.8 BPG (7th • 2018-19) • 1.9 BPG (4th • 2019-20) • 1.9 BPG (3rd • 2020-21)
- 9 BLK vs. #8 AU (01/07/2020) are most for MSU player since Jarvis Varnado at #18 VANDY (02/03/2010) • 67 career GMS with 2+ BLKS & 14 in 2020-21
- 11th in MSU history with 739 REB • 15 REB away from passing Jack Houston (1952-53-54-55) • 6.7 RPG (9th • 2019-20) • 6.4 RPG (11th • 2020-21)
- SEC's top returning offensive rebounder • 2.4 O-RPG (8th • 2020-21) • 100+ O-REB in 2 of first 3 seasons • Has 20 career GMS with 5+ O-REB
- ADO was Tennessee's 2016 Player of the Year at Hamilton Heights HS • 4-star recruit • Ranked No. 76 by ESPN Top 100 for Class of 2016

### MATCHUP BREAKDOWN

#### MISSISSIPPI STATE

Record	13-12 • 7-9 SEC
Ranking	NR • AP • USA Today
Last Game	L • 68-61 • No. 6 Alabama • 02/28
Head Coach	Ben Howland
MSU OC • OVR Record	111-79 • 94-79 • 6th Season
NCAA OC • OVR Record	512-285 • 495-285 • 25th Season
Howland vs. Texas A&M	6-4 • 4-4 at MSU • 2-0 at UCLA
Leading Scorer	D.J. Stewart Jr. • 16.5 PPG
Leading Rebounder	Tolu Smith • 8.6 RPG
Leading Assists	Deivon Smith • 3.0 APG
Leading Blocks	Abdul ADO • 1.9 BPG
Leading Steals	D.J. Stewart Jr. • 1.4 SPG

#### TEXAS A&M

Record	8-7 • 2-6 SEC
Ranking	NR • AP • USA Today
Last Game	W • 68-61 • at Kansas State • 01/30
Head Coach	Buzz Williams
Texas A&M Record	24-19 • 2nd Season
NCAA Division I Record	277-174 • 14th Season
Williams vs. MSU	3-1 • 2-0 at A&M • 1-0 at MARQ • 0-1 at UNO
Leading Scorer	Emanuel Miller • 14.8 PPG
Leading Rebounder	Emanuel Miller • 7.7 RPG
Leading Assists	Savion Flagg • 2.6 APG
Leading Blocks	Kevin Marfo & Jonathan Aku • 0.4 BPG
Leading Steals	Quenton Jackson & Hassan Diarra • 1.1 SPG

## STATS COMPARISON

MISSISSIPPI STATE	CATEGORY	TEXAS A&M
69.6	Points Per Game	63.5
65.6	Opponent Points Per Game	65.1
45.3	Field Goal Percentage	41.7
40.2	Opponent Field Goal Percentage	44.3
35.0	3-Pt. Field Goal Percentage	30.2
32.3	Opponent 3-Pt. Field Goal Percentage	33.3
5.4	3-Pts. Per Game	6.4
7.6	Opponent 3-Pts. Per Game	8.4
65.1	Free Throw Percentage	72.3
12.6	Free Throws Made Per Game	14.3
11.1	Opponent Free Throws Made Per Game	9.7
38.8	Rebounds Per Game	33.2
31.8	Opponent Rebounds Per Game	31.8
+7.0	Rebounding Margin	+1.4
13.0	Assists Per Game	11.6
15.0	Turnovers Per Game	15.4
12.8	Turnovers Forced Per Game	15.5
-2.2	Turnover Margin	+0.1
0.9	Assist/Turnover Ratio	0.8
6.8	Steals Per Game	6.9
4.7	Blocks Per Game	1.8

## HALF TOTALS • HIGHS/LOWS

### MOST FIRST HALF POINTS

Mississippi State	44	Iowa State • 01/30/2021
Opponent	45	Vanderbilt • 02/13/2021

### FEWEST FIRST HALF POINTS

Mississippi State	19	vs. Clemson • 11/25/2020
Opponent	20	North Texas • 12/04/2020

### MOST SECOND HALF POINTS

Mississippi State	51	Iowa State • 01/30/2021
	51	No. 13 Missouri • 01/05/2021
Opponent	46	at Vanderbilt • 01/09/2021

### FEWEST SECOND HALF POINTS

Mississippi State	21	Vanderbilt • 02/13/2021
Opponent	23	Mississippi Valley State • 12/21/2020

### LARGEST HALFTIME LEAD

Mississippi State	17	Mississippi Valley State • 12/21/2020
Opponent	13	No. 6 Alabama • 02/27/2021

### LARGEST MARGIN OF VICTORY

Mississippi State	39	Iowa State • 01/30/2021
	39	Mississippi Valley State • 12/21/2020
Opponent	21	Vanderbilt (02/13/2021)

## ON THE AIR

### TELEVISION

- SEC Network • Watch ESPN App
- Ch. 611 DirecTV • Ch. 1607 AT&T U-Verse • Ch. 220 C-Spire
- Ch. 404/408 Dish • Ch. 1026 MaxxSouth
- Roy Philpott • Play-by-Play • Mark Wise • Analyst

### RADIO

- WKBB-FM 100.9 • Starkville • West Point
- Online: Hail State Plus • www.HailState.com/Watch
- Neil Price • Play-by-Play

### SOCIAL MEDIA

- Facebook
- www.Facebook.com/HailStateMBK

- Twitter • Instagram • Coach Howland
- @HailStateMBK • @Ben\_Howland

## MISSISSIPPI STATE OFF THE BENCH • NUMERICAL ORDER

### NO. 0 • JALEN JOHNSON • G/F • 6-6 • 210 • R-SR. • BATON ROUGE, LOUISIANA

2020-21 • 5.4 PPG • 39-101 FG • 25-67 3-PT FG • 22-31 FT • 1.8 RPG

LAST GAME • NO. 6 ALABAMA • 7 PTS • 3-7 FG • 1-4 3-PT FG • 0-0 FT • 3 REB

- Johnson has amassed 1,186 PTS and 536 REB in 122 GMS • Previous stops were Saint Louis (2016-17 • 2017-18) & Louisiana-Lafayette (2019-20)
- Career-high was 27 PTS versus Louisiana-Monroe (01/25/2020) • Ranked in Sun Belt's top 10 in PTS (15.5 – 6th), REB (6.6 – 7th) and FT % (82.9 – 4th)
- Played in 122 career games with 86 starts • Collected 58 outings of 10-plus points • 11 outings of 20-plus points • 9 career double-doubles
- Season-high 15 PTS vs. UCA (12/16), his 1st MSU start • SEC season's best 14 PTS against UK (01/02) • Hit a 3-PT FGM in 15 of 23 GMS • 6 GMS with 2+ treys
- Prepped at University Lab School in Baton Rouge • Won three straight Louisiana Class 3A Championships in 2013-14, 2014-15 and 2015-16
- Notable basketball U-High alumni include Glen Davis (LSU • 2005-06-07) and Garrett Temple (LSU • 2006-07-08-09) who played in the NBA

### NO. 2 • JAVIAN DAVIS • F • 6-9 • 245 • R-SO. • CANTON, MISSISSIPPI

2020-21 • 2.9 PPG • 21-54 FG • 2-15 3-PT FG • 16-41 FT • 3.8 RPG • 0.7 APG

LAST GAME • NO. 6 ALABAMA • 0 PTS • 0-0 FG • 0-0 3-PT FG • 0-0 FT

- Davis posted 6.0 PPG and 3.8 RPG per game over his 31 appearances as a redshirt freshman at Alabama during the 2019-20 season
- Alabama went 7-2 when Davis provided double figures in 2019-20 • Ripped off season-highs 20 PTS & 10 REB vs. SC (02/29/2020)
- MSU-high is 11 PTS versus JSU (12/08) • Tallied 9 PTS, 8 REB against UCA (12/16) • SEC season-highs are 5 PTS and 7 REB versus UK (01/02)
- Chose MSU over Georgetown, Wake Forest and Xavier in transfer process • Redshirted 2018-19 where he transformed his body dropping over 40 LBS
- Prepped at Canton HS where he secured 17.0 PPG, 12.0 RPG and 2.0 BPG as a senior • Team went 29-4 and appeared in state semis in 2017-18
- Rated Mississippi's No. 3 prospect for 2018 behind MSU's Robert Woodard II & D.J. Stewart Jr. • 2017-18 Jackson Clarion-Ledger "Dandy Dozen" list

### NO. 4 • CAMERON MATTHEWS • G/F • 6-7 • 220 • FR. • OLIVE BRANCH, MISSISSIPPI

2020-21 • 2.2 PPG • 21-51 FG • 4-17 3-PT FG • 6-25 FT • 2.5 RPG • 1.1 APG • 0.8 SPG

LAST GAME • NO. 6 ALABAMA • 0 PTS • 0-0 FG • 0-0 3-PT FG • 0-0 FT

- Matthews is a versatile G/F who possesses great handles, can see the floor & attack the rim • Solid defender who is a strong rebounder & rim protector
- Tallied season's best 8 PTS & 3 STL vs. CLEM (11/25) • SEC season-high 6 PTS & career-best 7 REB at #18 BAMA (01/23) • Made 1st SEC start at #18 TENN (01/26)
- Secured game-clinching steal on Scotty Pippen Jr. during the closing seconds at VANDY (01/09) • Has a STL in 13 GMS with 6 GMS of 2+ STLs
- OBHS went 77-18 over his last three seasons • State champs (2017-18) • Notched 16.2 PPG, 14.5 RPG, 5.4 APG and 3.1 BPG as a senior
- Played the AAU circuit for Team Thad out of Memphis, Tennessee founded by NBA player Thaddeus Young • AAU teammates with Fountain

### NO. 5 • DEIVON SMITH • G • 6-1 • 165 • FR. • LOGANVILLE, GEORGIA

2020-21 • 5.0 PPG • 47-141 FG • 14-48 3-PT FG • 16-26 FT • 3.4 RPG • 3.0 APG • 1.0 SPG

LAST GAME • NO. 6 ALABAMA • 2 PTS • 1-6 FG • 0-1 3-PT FG • 0-0 FT • 4 ASST • 3 REB • 2 STL

- Smith is an explosive true point guard with dynamic court vision who excels in transition and is an exceptional finisher with both hands at the rim
- No. 69 nationally, 8th ESPN top 100 prospect to sign under Ben Howland, at MSU • Ripped off 13 PTS, 3 ASST, 2 STL in his home state at UGA (12/30)
- 5+ PTS in 10 of 16 SEC GMS • 3+ ASST in 11 of 16 SEC GMS • Collected 56 of 76 ASST in last 17 GMS (12/30-02/27) • Scored 12 PTS vs. LSU (02/10)
- Started opener with Cameron Matthews to give MSU 6 freshmen starters under Howland • Last time MSU started two true FR in opener was Tyson Carter and Mario Kegler (2016-17) • Secured 17.6 PPG, 8.3 APG, 8.1 RPG and 3.5 SPG as a senior at Grayson HS • Named 2020 Gwinnett Prep Sports POY
- Played the AAU circuit for the Atlanta Celtics where he and teammate Andersson Garcia won the 2019 Adidas Gauntlet U17 in Birmingham

### NO. 32 • QUINTEN POST • F • 7-0 • 225 • FR. • AMSTERDAM, THE NETHERLANDS

2020-21 • 2.9 PPG • 27-66 FG • 9-33 3-PT FG • 3-8 FT • 2.3 RPG

LAST GAME • NO. 6 ALABAMA • 0 PTS • 0-1 FG • 0-1 3-PT FG • 0-0 FT • 1 REB • 1 BLK

- Post is a skilled, athletic post who played for Alba Berlin Youth Club in Germany where he averaged 15.8 PPG and 6.8 RPG in 2018-19
- Piled up a career-best 10 PTS versus MVST (12/21) • SEC season's best 6 PTS at ARK (02/02) • Added 7 PTS and 6 REB vs. ISU (01/30)
- Career-best 10 REB, a career-high tying 2 BLK and a career-best 2 STL at #18 TENN (01/26) • Scored PTS in 18 of 31 career appearances
- Represented Dutch national team to 6th place finish at the FIBA European Division B U20 Championships in July 2019
- Secured 7.4 PPG, 4.1 RPG and 1.4 APG • Tallied 11 PTS, 10 REB and 5 ASST vs. Estonia • Added 9 PTS, 5 REB and 2 BLK against TXST (11/30)
- Most notable NBA players from the Netherlands include Rik Smits "The Dunking Dutchman" (1989-2000) and Swen Nater (1977-84)

### NO. 11 • ANDERSSON GARCIA • G/F • 6-7 • 205 • FR. • MOCA, DOMINICAN REPUBLIC

2020-21 • 2.0 PPG • 7-11 FG • 2-3 3-PT FG • 0-2 FT • 0.9 RPG

LAST GAME • NO. 6 ALABAMA • DNP • 0 PTS • 0-0 FG • 0-0 3-PT FG • 0-0 FT

- Garcia is an extremely athletic forward who is a strong driver, passer, shooter and ball-handler • Solid defender who can guard the 1-4 positions
- Posted 9.0 PPG, 9.6 RPG and 3.7 APG as a senior • Hamilton Heights is the same HS program that MSU rising senior Abdul Ado prepped at
- Hamilton Heights went 28-3 & won NACA National Championship in 2019-20 • Season-high 5 PTS against ISU (01/30) • SEC-best 4 PTS versus SC (02/24)
- Notable players from Hamilton Heights include NBA standouts Nickeil Alexander-Walker (Virginia Tech) & Shai Gilgeous-Alexander (Kentucky)
- Played the AAU circuit for the Atlanta Celtics where he and MSU teammate Deivon Smith won the 2019 Adidas Gauntlet U17 in Birmingham

### NO. 55 • KEONDRE MONTGOMERY • G/F • 6-7 • 200 • FR. • JACKSON, MISSISSIPPI

2020-21 • 1.3 PPG • 4-14 FG • 1-4 3-PT FG • 0-0 FT • 0.4 APG

LAST GAME • NO. 6 ALABAMA • DNP • 0 PTS • 0-0 FG • 0-0 3-PT FG • 0-0 FT

- Montgomery is an extremely gifted scorer who can score on all three levels • Outstanding 3-PT shooter and a strong finisher at the basket
- Poured in 28.1 PPG, 8.5 RPG, 4.0 APG, 2.1 BPG and 2.0 SPG as a senior • Forest Hill went 25-6 and advanced to state semifinals in 2019-20
- A two-time All-State First-Team and Jackson-Clarion Ledger "Dandy Dozen" selection • Scored 1st MSU basket against Texas State (11/30)
- Keondre Montgomery, Cameron Matthews and Derek Fountain were state of Mississippi's top 3 prospects for Class of 2020
- Played the AAU circuit for MEBO Team Hood • MEBO Team Hood alumni include MSU's D.J. Stewart Jr. and Robert Woodard II









## TEAM NUGGETS

- A balanced offensive attack has been key for State as the Bulldogs have garnered a 8-2 record when four (4) or more players reach double figures.
- Mississippi State has outrebounded 19 of its 25 opponents, highlighted by a +10 rebounding margin in nine (9) games in 2020-21.
- The Bulldogs are third on the SEC leaderboard in paint points (776), only behind Georgia (970) and Arkansas (858).
- Mississippi State is fourth in second-chance points (290), only behind Arkansas (329), Auburn (314) and LSU (300).
- The Bulldogs are 7-1 when knocking down at least 8 three-pointers and posted a 6-1 mark this season when committing 12 turnovers or less.



## 2020-21 MISSISSIPPI STATE TV/RADIO ROSTER

<b>0</b>  <b>Jalen Johnson</b> G/F • 6-6 • 210 R SR • TR Baton Rouge Louisiana	<b>1</b>  <b>Iverson Molinar</b> G • 6-3 • 190 SO • 1L Panama City Panama	<b>2</b>  <b>Javian Davis</b> F • 6-9 • 245 R SO • TR Canton Mississippi	<b>3</b>  <b>D.J. Stewart Jr.</b> G • 6-6 • 205 R SO • 1L Grace Mississippi	<b>4</b>  <b>Cameron Matthews</b> G/F • 6-7 • 220 FR • HS Olive Branch Mississippi	<b>5</b>  <b>Deivon Smith</b> G • 6-1 • 165 FR • HS Loganville Georgia	<b>11</b>  <b>Andersson Garcia</b> G/F • 6-7 • 205 FR • HS Moca Dominican Republic	<b>20</b>  <b>Derek Fountain</b> F • 6-9 • 210 FR • HS Holly Springs Mississippi
<b>21</b>  <b>Justin Rumph</b> G • 6-5 • 215 R JR • SQ Birmingham Alabama	<b>24</b>  <b>Abdul Ado</b> F • 6-11 • 255 R SR • 3L Lagos Nigeria	<b>25</b>  <b>Isaac Stansbury</b> G • 6-1 • 160 SO • SQ Bowling Green Kentucky	<b>30</b>  <b>Andrew Junkin</b> F • 6-11 • 240 R SO • 1L New Hope Mississippi	<b>32</b>  <b>Quinten Post</b> F • 7-0 • 240 So • HS Amsterdam The Netherlands	<b>33</b>  <b>Reggie Morris</b> G • 6-1 • 160 FR • HS Grandview Missouri	<b>35</b>  <b>Tolu Smith</b> F • 6-11 • 245 R SO • 1L Bay St. Louis Mississippi	<b>55</b>  <b>Keondre Montgomery</b> G/F • 6-7 • 200 FR • HS Jackson Mississippi

 <b>Ben Howland</b> Head Coach 6th Season	 <b>George Brooks</b> Assistant Coach 11th Season	 <b>Korey McCray</b> Assistant Coach 6th Season	 <b>Ernie Zeigler</b> Assistant Coach 6th Season	 <b>Michael Moynihan</b> Director of Operations 5th Season 4th as OPS	 <b>Derrick Zimmerman</b> Director of Scouting/Analytics 3rd Season 1st as S&A	 <b>Collin Crane</b> Strength & Conditioning Coach 4th Season	 <b>Seth Tisdale</b> Athletic Trainer 3rd Season
--	--	--	---	--	---	---	---

## 2020-21 ROSTER

NO.	NAME	POS	HT.	WT.	CL.-EXP	HOMETOWN [HIGH SCHOOL/PREVIOUS SCHOOL]
0	Jalen Johnson	G/F	6-6	210	R Sr.-TR	Baton Rouge, Louisiana [University Lab School/Louisiana-Lafayette]
1	Iverson Molinar	G	6-3	190	So.-1L	Panama City, Panama [Veritas Prep - California]
2	Javian Davis	F	6-9	245	R So.-TR	Canton, Mississippi [Canton HS/Alabama]
3	D.J. Stewart, Jr.	G	6-6	205	R So.-1L	Grace, Mississippi [Riverside HS]
4	Cameron Matthews	G/F	6-7	220	Fr.-HS	Olive Branch, Mississippi [Olive Branch HS]
5	Deivon Smith	G	6-1	165	Fr.-HS	Loganville, Georgia [Grayson HS]
11	Andersson Garcia	G/F	6-7	205	Fr.-HS	Moca, Dominican Republic [Hamilton Heights HS - Tennessee]
20	Derek Fountain	F	6-9	210	Fr.-HS	Holly Springs, Mississippi [Holly Springs HS]
21	Justin Rumph	G	6-5	215	R Jr.-SQ	Birmingham, Alabama [Hoover HS/Faulkner/Southern Union State CC]
24	Abdul Ado	F	6-11	255	R Sr.-3L	Lagos, Nigeria [Hamilton Heights HS - Tennessee]
25	Isaac Stansbury	G	6-1	160	So.-SQ	Bowling Green, Kentucky [Greenwood HS]
30	Andrew Junkin	F	6-11	240	R So.-1L	New Hope, Mississippi [New Hope HS]
32	Quinten Post	F	7-0	240	So.-1L	Amsterdam, The Netherlands [Cartesius Lyceum HS]
33	Reggie Morris	G	6-1	160	Fr.-HS	Grandview, Missouri [Grandview HS]
35	Tolu Smith	F	6-10	245	R So.-TR	Bay St. Louis, Mississippi [Kahuku HS - Hawaii/Western Kentucky]
55	Keondre Montgomery	G/F	6-7	200	Fr.-HS	Jackson, Mississippi [Forest Hill HS]

### PRONUNCIATION GUIDE

Abdul ADO	ab-DOOL ah-DO
JAVIAN Davis	JAY-vee-un
IVERSON Molinar	eye-VER-suhn
DEIVON Smith	DAY-vonn
TOLU Smith	TOE-loo

 <b>Matt Dunaway</b> Media Relations	 <b>Emmanuel Ejeh</b> Graduate Assistant	 <b>Gerdarius Troutman</b> Graduate Assistant
---	---	--

## 2020-21 COACHING/SUPPORT STAFF

**Head Coach:** Ben Howland (Weber State • 1979)  
**Assistant Coach:** George Brooks (Mississippi St • 1997)  
**Assistant Coach:** Korey McCray (Mercer • 2001)  
**Assistant Coach:** Ernie Zeigler (Cleary College • 1994)

**Director of Operations:** Michael Moynihan (North Georgia • 2010)  
**Director of Scouting & Analytics:** Derrick Zimmerman (Mississippi St • 2003)  
**Strength & Conditioning Coach:** Collin Crane (Carson-Newman • 2013)  
**Athletic Trainer:** Seth Tisdale (High Point • 2012)  
**Athletic Communications:** Matt Dunaway (UCF • 2005)  
**Graduate Assistant:** Emmanuel Ejeh (Mississippi Valley St • 2019)  
**Graduate Assistant:** Gerdarius Troutman (Florida Atlantic • 2018)

**BACK-TO-BACK-TO-BACK 20 PIECES**

• Mississippi State secured three straight 20-win seasons for the 5th time in program history from 2017-18 to 2019-20 and for the first time since the 2007-08, 2008-09 and 2009-10 seasons.

• Those three seasons listed above also mark the last time the Bulldogs made the postseason in three straight seasons: 2007-08 (NCAA), 2008-09 (NCAA) and 2009-10 (NIT).

• Seven of MSU's 11 occurrences with consecutive 20-win seasons have come during the 2000s.

• The program record for wins in a two-year span is 49 set by the 2003-04 and 2004-05 squads. Howland's 2017-18 and 2018-19 teams secured 48 victories.

SEASON	RECORD	COACH	POSTSEASON
2001-02	27-8	Rick Stansbury	NCAA 32
2002-03	21-10	Rick Stansbury	NCAA 64
2003-04	26-4	Rick Stansbury	NCAA 32
2002-03	21-10	Rick Stansbury	NCAA 64
2003-04	26-4	Rick Stansbury	NCAA 32
2004-05	23-11	Rick Stansbury	NCAA 32
2006-07	21-14	Rick Stansbury	NIT 4
2007-08	23-11	Rick Stansbury	NCAA 32
2008-09	23-13	Rick Stansbury	NCAA 64
2007-08	23-11	Rick Stansbury	NCAA 32
2008-09	23-13	Rick Stansbury	NCAA 64
2009-10	24-12	Rick Stansbury	NIT 16
<b>2017-18</b>	<b>25-12</b>	<b>Ben Howland</b>	<b>NIT 4</b>
<b>2018-19</b>	<b>23-11</b>	<b>Ben Howland</b>	<b>NCAA 64</b>
<b>2019-20</b>	<b>20-11</b>	<b>Ben Howland</b>	<b>Cancelled</b>

• Mississippi State will attempt to pick up 20-plus wins in four straight seasons for the third time in program history during the 2020-21 season.

SEASON	RECORD	COACH	POSTSEASON
2001-02	27-8	Rick Stansbury	NCAA 32
2002-03	21-10	Rick Stansbury	NCAA 64
2003-04	26-4	Rick Stansbury	NCAA 32
2004-05	23-11	Rick Stansbury	NCAA 32
2006-07	21-14	Rick Stansbury	NIT 4
2007-08	23-11	Rick Stansbury	NCAA 32
2008-09	23-13	Rick Stansbury	NCAA 64
2009-10	24-12	Rick Stansbury	NIT 16
<b>2017-18</b>	<b>25-12</b>	<b>Ben Howland</b>	<b>NIT 4</b>
<b>2018-19</b>	<b>23-11</b>	<b>Ben Howland</b>	<b>NCAA 64</b>
<b>2019-20</b>	<b>20-11</b>	<b>Ben Howland</b>	<b>Cancelled</b>
<b>2020-21</b>	<b>13-12</b>	<b>Ben Howland</b>	

**BULLDOGS MAKE 11TH NCAA TOURNAMENT TRIP**

• Mississippi State made its 11th NCAA Tournament appearance in 2018-19 and captured the program's first bid since the 2008-09 season.

• In total, Mississippi State has secured seven of its 11 NCAA Tournament selections dating back to the 2001-02 season.

• The Bulldogs advanced to the 1996 NCAA Final Four under Richard Williams when Mississippi State defeated Virginia Commonwealth • VCU [Sonny Smith], Princeton [Pete Carril], Connecticut [Jim Calhoun] and Cincinnati [Bob Huggins].

**TIED FOR FOURTH-MOST SEC WINS SINCE 2017-18**

• Mississippi State has tucked away 81 victories dating back to the 2017-18 season which is tied for fourth-most in the SEC with LSU and is only behind Auburn, Kentucky and Tennessee (as of 03/02).

RANK	SCHOOL	WINS
1	Auburn	93
2	Tennessee	90
3	Kentucky	89
4	<b>Mississippi State</b>	<b>81</b>
	LSU	81

• The 68 combined wins during the 2017-18, 2018-19 and 2019-20 seasons were fourth-highest total in program history, and the most for Mississippi State over a three-year span since the 2007-08, 2008-09 and 2009-10 teams accounted for 70 victories.

**MSU • 3-YEAR WIN TOTALS**

RANK	TEAMS	WINS
1	2001-02 • 2002-03 • 2003-04	74
2	2007-08 • 2008-09 • 2009-10	70
	2002-03 • 2003-04 • 2004-05	70
4	<b>2017-18 • 2018-19 • 2019-20</b>	<b>68</b>
5	2006-07 • 2007-08 • 2008-09	67
6	2000-01 • 2001-02 • 2002-03	66
	1993-94 • 1994-95 • 1995-96	66

• Dating back to the 2001-02, Mississippi State has racked up 389 victories which is tied for fourth-most in the SEC with Alabama and only behind Florida, Kentucky and Tennessee (as of 03/02).

RANK	SCHOOL	WINS
1	Kentucky	542
2	Florida	486
3	Tennessee	405
4	<b>Mississippi State</b>	<b>389</b>
	Alabama	389

**DOUBLE DIGIT SEC VICTORIES AGAIN**

• Mississippi State has captured 10+ SEC victories during back-to-back seasons in 2018-19 and 2019-20 for the 5th time in program history and for the first time since the 1994-95 and 1995-96 campaigns under Richard Williams.

SEASON	RECORD	COACH
1942-43	13-7	Stanfield Hitt
1958-59	13-1	Babe McCarthy
1960-61	11-3	Babe McCarthy
1961-62	13-1	Babe McCarthy
1962-63	12-2	Babe McCarthy
1965-66	10-6	Joe Dan Gold
1977-78	13-5	Ron Greene
1978-79	11-7	Jim Hatfield
1990-91	13-5	Richard Williams
1994-95	12-4	Richard Williams
1995-96	10-6	Richard Williams
2001-02	10-6	Rick Stansbury
2003-04	14-2	Rick Stansbury
2007-08	12-4	Rick Stansbury
<b>2018-19</b>	<b>10-8</b>	<b>Ben Howland</b>
<b>2019-20</b>	<b>11-7</b>	<b>Ben Howland</b>
<b>2020-21</b>	<b>7-9</b>	<b>Ben Howland</b>

• The Bulldogs amassed 30 SEC wins from 2017-18 to 2019-20 which is the program's best 3-year SEC total going back to the 2007-08, 2008-09 and 2009-10 seasons.

**MSU • 3-YEAR SEC WIN TOTALS**

RANK	TEAMS	WINS
1	1960-61 • 1961-62 • 1962-63	36
2	2001-02 • 2002-03 • 2003-04	33
3	2002-03 • 2003-04 • 2004-05	32
4	1993-94 • 1994-95 • 1995-96	31
	1977-78 • 1978-79 • 1979-80	31
	1956-57 • 1957-58 • 1958-59	31
7	<b>2017-18 • 2018-19 • 2019-20</b>	<b>30</b>
	2007-08 • 2008-09 • 2009-10	30
	1976-77 • 1977-78 • 1978-79	30
10	2006-07 • 2007-08 • 2008-09	29
	1959-60 • 1960-61 • 1961-62	29

**WOODARD II AND PERRY SELECTED IN 2020 NBA DRAFT**

• Mississippi State's Robert Woodard II and Reggie Perry had their childhood dreams become a reality during the NBA Draft on November 18.

• Woodard II was originally selected by the Memphis Grizzlies with the No. 40 overall pick during the second round before being traded to the Sacramento Kings.

• Perry was originally chosen with the No. 57 overall pick later that round by the Los Angeles Clippers before being dealt to the Brooklyn Nets.

• The Woodard II-Perry duo marked the sixth time that the Bulldogs had multiple players selected during the same NBA Draft. Mario Austin and Derrick Zimmerman were the last MSU pair to accomplish the feat in 2003.

• Mississippi State is the only school in the country to have multiple 2020 NBA, NFL and MLB Draft picks.

• Mississippi State is one of nine schools nationally and one of three SEC schools to have multiple players selected during the 2020 NBA Draft.

• The Bulldogs are joined by Kentucky and Vanderbilt among SEC schools. In fact, Mississippi State trails only Kentucky and is tied for the second-most SEC players chosen with Tennessee and Vanderbilt over the last two NBA Drafts.

• Quindary Weatherspoon made his NBA debut last season and went No. 49 overall to the San Antonio Spurs in the 2019 NBA Draft.

• Nationally, Mississippi State is in elite company with Arizona, Duke, Florida State, Kentucky, Memphis, Michigan State, Washington and Vanderbilt with multiple players in the 2020 NBA Draft.

**WOODARD II/PERRY CONTINUE COACH HOWLAND'S NBA DRAFT LEGACY**

• Mississippi State's Robert Woodard II and Reggie Perry mark the fourth time in Coach Howland's career that he has had multiple picks during the same NBA Draft.

• The three UCLA pairs include Russell Westbrook/Kevin Love (2008), Jrue Holiday/Darren Collison (2009) and Kyle Anderson/Jordan Adams (2014).

• Howland has now coached 21 NBA Draft selections. The group is headed by current pros, which include Westbrook (2008 – No. 4), Love (2008 – No. 5), Zach LaVine (2014 – No. 13), Holiday (2009 – No. 17), Anderson (2014 – No. 30), Trevor Ariza (2004 – No. 43), Norman Powell (2015 – No. 46) and Quinnndary Weatherspoon (2019 – No. 49).

• LaVine was recruited and signed by Howland at UCLA but played under Steve Alford.

**KEYS TO THE LAST FOUR WINS**

• Over the team's last four victories which include Iowa State (01/30), Ole Miss (02/20) and South Carolina twice (02/06 and 02/24), the Bulldogs have limited their opponents to 54.8 points per game and a collective 32.9 shooting percentage.

• State bottled up South Carolina to a 29.0 percent shooting clip on 02/24, the lowest for a SEC opponent against the Bulldogs since Arkansas went 16-of-72 for 22 percent during Ben Howland's first season on 02/09/2016.

• The Bulldogs defeated South Carolina by 16 point on 02/09 in Columbia and by 21 points on 02/24 in Starkville.

• The last time MSU earned a two-game regular season sweep over a SEC opponent with both victories coming by 10-plus points was against LSU (95-78 and 88-76) during the 2016-17 season.

**SOLID ALL-AROUND EFFORT AGAINST IOWA STATE**

• Mississippi State used a total team effort on both sides of the floor to collect a 95-56 convincing victory over Iowa State during the SEC/Big 12 Challenge (01/30).

The 39-point margin of victory was the program's largest over a current Power 5 non-conference opponent. The previous mark was a 75-47 win (+28) over Florida State on 12/10/1951.

**SCORCHING THE NETS AT VANDERBILT**

• Mississippi State turned in a shooting performance for the ages as the Bulldogs hit 31-of-51 from the field (60.8 percent) at Vanderbilt (01/09).

• The 60.8 shooting clip for MSU is the program's best during a SEC road game since connecting for a 63.5 mark (33-for-52) at Auburn on 01/29/1992.

**THE MISSOURI WIN WAS HISTORIC**

• Mississippi State's 78-63 triumph over No. 13 Missouri marked the second-biggest (2nd) margin over of victory over at top 15 opponent and fifth (5th) largest margin of victory over a ranked opponent in program history.

**MSU MARGIN OF VICTORY • RANKED OPPONENTS**

RANK	MOV	OPPONENT • SCORE	SEASON • DATE
1	23	[25] Florida • 70-47	1994-95 • 02/01/95
2	21	[8] Arkansas • 83-62	1994-95 • 02/04/95
3	20	[17] Ole Miss • 88-68	2007-08 • 01/26/08
4	17	[19] LSU • 96-79	1988-89 • 02/04/89
<b>5</b>	<b>15</b>	<b>[13] Missouri • 78-63</b>	<b>2020-21 • 01/05/21</b>

• The Bulldogs outscored Missouri by a 51-24 margin in the second half.

• It marked only the third time dating back to the 1986-87 season that MSU has outscored a SEC opponent by a +25 margin during the second 20 minutes.

• The last time was 16 years ago to the day during a 90-53 rout of Auburn in 2004-05.

**MSU MARGIN OF VICTORY • 2ND HALF • SEC OPPONENTS**

RANK	MOV	OPPONENT • SCORE	SEASON • DATE
1	32	[25] Florida • 51-19	1994-95 • 02/01/95
<b>2</b>	<b>27</b>	<b>[13] Missouri • 51-24</b>	<b>2020-21 • 01/05/21</b>
3	25	Auburn • 53-28	2004-05 • 01/05/05

• The Missouri win marked the program's first triumph over a top 15 foe since the Bulldogs toppled No. 15 Arizona, 67-57, on 11/18/2011 at Madison Square Garden in New York City.

• The win also gave State a top 25 win during three of the last four seasons under Ben Howland.

• MSU's last victory over a ranked foe was a 92-84 decision against No. 16 Auburn on Jan. 26, 2019 when Quinnndary Weatherspoon piled up 27 points during the 2nd half.

• D.J. Stewart Jr. scored 20 of his team-leading 24 points during the second half. The last player to score 20-plus points in the second half was Quinnndary Weatherspoon, who came away with 20 of 27 points versus No. 16 Auburn listed above.

• Mississippi State erased a 10-plus point halftime deficit for the third (3rd) time against a ranked opponent and for the 11th time overall versus a SEC school dating back to 1980-81.

• The 12-point halftime comeback against a SEC ranked opponent trails only a 16-point deficit that the Bulldogs erased versus No. 6 Kentucky (01/05/2002 over the last 40 seasons.

**HALFTIME COMEBACKS • TOP 25 SEC OPPONENTS SINCE 1980-81**

DATE	OPPONENT	HALFTIME	FINAL
<b>01/05/2021</b>	<b>[13] Missouri</b>	<b>39-27 • -12</b>	<b>78-63</b>
01/09/2010	at [14] Ole Miss	42-37 • -5	80-75
02/11/2004	at [25] South Carolina	34-32 • -2	79-75 • OT
03/08/2002	vs. [11] Florida	25-22 • -3	62-52
<b>01/05/2002</b>	<b>[6] Kentucky</b>	<b>40-24 • -16</b>	<b>74-69 • OT</b>
02/02/2000	[22] LSU	35-30 • -5	68-66
<b>01/30/1999</b>	<b>[25] Florida</b>	<b>42-32 • -10</b>	<b>66-63</b>
02/01/1995	[25] Florida	28-19 • -9	70-47
01/27/1993	[16] Arkansas	33-28 • -5	80-76 • OT
02/04/1989	[19] LSU	38-34 • -4	96-79
01/15/1983	at [18] Tennessee	37-36 • -1	75-74 • OT

**ONE OF THE BEST SEC SCORING TRIOS IN 2020-21**

• D.J. Stewart Jr., Iverson Molinar and Tolu Smith head into Wednesday's game versus Texas A&M as one of the SEC's top offensive scoring trios.

• The trio has piled up a combined 57 games in double figures in addition to securing 10-plus points during the same game on 11 occasions where the Bulldogs are 10-1.

• The trio has amassed 45.4 points per game which trails only LSU's Cameron Thomas, Trendon Watford and Javonte Smart.

**SEC TOP SCORING TRIOS • AS OF 03/02****MIN • ALL PLAYERS PLAYED IN 50% OF TEAM'S GAMES**

RANK	PTS	PLAYERS	SCHOOL
1	55.0	Thomas/Watford/Smart	LSU
<b>2</b>	<b>45.4</b>	<b>Stewart Jr./Molinar/T. Smith</b>	<b>MSU</b>
3	44.0	Pippen Jr./Disu/Wright	Vanderbilt
4	42.0	Lawson/Bryant/Cousnard	South Carolina
5	41.4	Moody/Notae/Smith	Arkansas
6	40.8	Pinson/D. Smith/Tilmon	Missouri

**THE BEST MSU SCORING TRIO SINCE 2010-11**

• At Mississippi State, the Stewart Jr.-Molinar-T. Smith trio is the highest scoring duo since Ravern Johnson, Dee Bost and Renardo Sidney in 2010-11.

• The trio is one of two groups dating back to 1972-73 to have all three members as sophomores or younger. They are joined by Rich Knarr, Jerry Jenkins and Larry Fry in 1972-73.

**MSU TOP SCORING TRIOS • SINCE 1972-73**

RANK	PTS	PLAYERS	SEASON
1	50.3	Brown/White/Hooker	1976-77
2	50.1	Jenkins/Fry/Knarr	1974-75
3	49.4	White/Grim/Brown	1978-79
4	48.1	Knarr/Jenkins/Fry	1972-73
5	47.4	Jenkins/Fry/Knarr	1973-74
6	47.2	Wilson/Jones/Dampier	1995-96
7	47.1	Johnson/Bost/Sidney	2010-11
8	46.9	Brown/Grim/Malone	1979-80
9	46.1	Rhodes/Gordon/Stewart	2008-09
<b>10</b>	<b>45.4</b>	<b>Stewart Jr./Molinar/T. Smith</b>	<b>2020-21</b>

**ONE OF THE BEST SEC SCORING DUOS IN 2020-21**

• D.J. Stewart Jr. and Iverson Molinar head into the Texas A&M game as one of the SEC's top offensive duos.

• Stewart Jr. and Molinar have piled up 32.8 points per game, which sits fourth on the SEC leaderboard.

• The pair has accounted for 12 games of 20-plus points which also is tied for third with A.J. Lawson and Keyshawn Bryant along with Lawson and Jermaine Cousnard from South Carolina. Those two pairs trail LSU's Thomas and Watford who have combined for 25 games and LSU's Thomas and Smart who have tallied 23 games of 20-plus points.

**SEC TOP SCORING DUOS • AS OF 03/02****MIN • ALL PLAYERS PLAYED IN 50% OF TEAM'S GAMES**

RANK	PTS	PLAYERS	SCHOOL
1	38.9	Thomas/Watford	LSU
	38.9	Thomas/Smart	LSU
3	35.5	Pippen Jr./Disu	Vanderbilt
<b>4</b>	<b>32.8</b>	<b>Stewart Jr./Molinar</b>	<b>MSU</b>
5	31.8	Lawson/Bryant	South Carolina



### THE BEST MSU SCORING DUO SINCE 2010-11

• At Mississippi State, the Stewart Jr.-Molinar combo is the highest scoring duo since Johnson and Bost during the 2010-11 season.

• The pair is one of three combos dating back to 1972-73 to have both members as sophomores or younger. They are joined by Rich Knarr and Jerry Jenkins in 1972-73 along with Ray White and Gary Hooker in 1975-76.

### MSU TOP SCORING DUOS • SINCE 1972-73

RANK	PTS	PLAYERS	SEASON
1	42.0	Malone/Lewis	1982-83
2	37.6	Jenkins/Fry	1974-75
3	36.0	White/Hooker	1975-76
4	35.6	Knarr/Jenkins	1972-73
5	35.5	Brown/White	1976-77
6	35.0	Brown/Grim	1979-80
7	34.6	Rhodes/Gordon	2007-08
8	34.0	White/Grim	1978-79
9	33.9	Jenkins/Knarr	1973-74
10	32.9	Johnson/Bost	2010-11
11	32.8	Stewart Jr./Molinar	2020-21

### ABDUL'S BLOCK PARTY

• Abdul Ado has been ranked among the SEC's top 10 in blocks per game during all four of his seasons at MSU with 1.9 BPG (6th • 2017-18), 1.8 BPG (7th • 2018-19), 1.9 BPG (T-3rd • 2019-20) and 1.9 BPG (3rd • 2020-21).

• Ado has posted 230 total blocks at a 1.85 per game rate over 123 career games. His 1.87 average is only behind Jarvis Varnado (4.00) and Erick Dampier (2.68).

### CAREER BLOCKS • AS OF 03/03

RANK	BLK	PLAYER	SEASONS
1	564	Jarvis Varnado	2007-08-09-10
2	249	Erick Dampier	1994-95-96
3	230	Abdul Ado	2018-19-20-21
4	198	Tyrone Washington	1996-97-98-99
5	195	Aric Holman	2016-17-18-19

• Ado's 230 blocks also are 1st among active Power 5 players and 3rd overall among NCAA active players.

### NCAA ACTIVE BLOCKS LEADERS • AS OF 02/28

RANK	BLK	PLAYER	SCHOOL
1	331	Hayden Koval	UNC Greensboro
2	253	Matt Haarms	Brigham Young • BYU
3	230	Abdul Ado	MSU
4	222	Hasahn French	Saint Louis
5	209	A.J. Wilson	George Mason
6	202	Kevin Samuel	Texas Christian • TCU

### ABDUL MOVING UP THE REBOUNTING LIST

• Abdul Ado became the 13th player in program history to reach 700 career rebounds during the Iowa State game on 01/30.

• Ado moved past Jerry Graves (1959-60-61) against LSU on 02/10 and enters the South Carolina game 15 rebounds away from moving into sole possession of 10th place in program history.

### CAREER REBOUNDS • AS OF 03/03

RANK	REB	PLAYER	SEASONS
8	830	Kalpatrick Wells	1980-81-82-83
9	772	Dave Williams	1966-67-68
10	753	Jack Houston	1952-53-54-55
11	739	Abdul Ado	2018-19-20-21
12	713	Jerry Graves	1959-60-61

• Ado's 730 rebounds also 10th among active Power 5 players and 26th overall among NCAA active players.

### NCAA ACTIVE REBOUNDS LEADERS • AS OF 02/28

#### POWER 5 SCHOOLS

RANK	REB	PLAYER	SCHOOL
1	879	Steffon Mitchell	Boston College
2	860	Luka Garza	Iowa
3	799	E.J. Anosike	Tennessee
4	792	Romello White	Ole Miss
5	769	Marcus Santos-Silva	Texas Tech
6	766	Garrison Brooks	North Carolina
7	758	Derek Culver	West Virginia
8	748	Brandon Johnson	Minnesota
9	746	Sam Hauser	Virginia
10	739	Abdul Ado	MSU
11	729	Jordan Bruner	Alabama
12	722	Mark Vital	Baylor

• Ado is listed as SEC's active rebounding leader below because Anosike played at Sacred Heart before Tennessee, Marfo played at Quinnipiac and George Washington before Texas A&M, Bruner played at Yale before Alabama and White played at Arizona State before Ole Miss.

### ABDUL IS THE SEC'S ACTIVE LEADER IN RBS & BLKS

• Abdul Ado heads into the South Carolina game as the SEC's active leader in rebounds and block shots by a healthy margin.

### REBOUNDS • AS OF 03/02

RANK	REB	PLAYER	SCHOOL
1	739	Abdul Ado	MSU
2	567	Savion Flagg	Texas A&M
3	563	Herbert Jones	Alabama
4	546	John Petty Jr.	Alabama
5	542	Jeremiah Tilmon	Missouri

### BLOCKS • AS OF 03/02

RANK	BLK	PLAYER	SCHOOL
1	230	Abdul Ado	MSU
2	125	Yves Pons	Tennessee
3	124	Clevon Brown	Vanderbilt
4	107	Jeremiah Tilmon	Missouri
5	87	Herbert Jones	Alabama
6	84	John Fulkerson	Tennessee

### ABDUL SITS ON TOP OF MSU'S ALL TIME FG% LIST

• Abdul Ado holds a share of the top spot on Mississippi State's all-time field goal percentage list heading into the Alabama game among players with at least 275 baskets made.

### CAREER FG PERCENTAGE • AS OF 03/03

RANK	FG%	PLAYER	FGM-FGA	SEASONS
1	59.0	Abdul Ado	285-483	2018-19-20-21
2	58.9	Jarvis Varnado	548-930	2007-08-09-10
3	58.7	Erick Dampier	481-819	1994-95-96
	58.7	Cameron Burns	563-959	1989-90-91
5	57.8	Wiley Pick	439-759	1976-77-78-79

### ABDUL ON THE VERGE OF MSU'S ALL-TIME STARTS RECORD

• Abdul Ado became the 8th player in MSU history to make his 100th career start against Texas State on 11/30 since the 1986-87 season.

• The last MSU player to accomplish the feat was his former teammate Quindary Weatherspoon, who made his 100th start at Kentucky on 01/22/2019.

• Ado made his 122nd career start against No. 6 Alabama on his Senior Night on 02/26 which tied him with Dee Bost for the program's all-time lead.

### CAREER STARTS • AS OF 02/27

RANK	GS	PLAYER	SEASONS
1	122	Dee Bost	2009-10-11-12
	122	Abdul Ado	2018-19-20-21
3	119	Jarvis Varnado	2007-08-09-10
4	117	Quindary Weatherspoon	2016-17-18-19
5	115	Craig Sword	2013-14-15-16

### THE FRESHMAN-SOPHOMORE JUMP

• Iverson Molinar, Tolu Smith and D.J. Stewart Jr. are etching their names on the notable freshman-sophomore jumps at Mississippi State, under Ben Howland, and among SEC players over the last decade.

### COACH HOWLAND • MSU • FRESHMAN TO SOPHOMORE

PLAYER	SEASONS	FR • PPG	SO • PPG
D.J. Stewart Jr.	2020-21	8.5	16.5
Iverson Molinar	2020-21	5.9	16.3
Tolu Smith	2020-21	3.3 • WKU	12.6
Reggie Perry	2019-20	9.7	17.4
Robert Woodard II	2019-20	5.5	11.4
Quindary Weatherspoon	2016-17	12.0	16.5
Aric Holman	2016-17	1.9	8.4

### MSU • FRESHMAN TO SOPHOMORE • SINCE 1986-87

PLAYER	SEASONS	FR • PPG	SO • PPG
Ravern Johnson	2008-09	2.5	12.1
Charles Rhodes	2005-06	2.9	13.8
Mario Austin	2001-02	7.9	16.1
Timmy Bowers	2001-02	2.5	10.6
Robert Jackson	1999-2000	5.8	12.3
Tang Hamilton	1998-99	4.3	11.3
Bart Hyche	1996-97	3.5	12.8
Marcus Bullard	1995-96	5.4	12.1
Marcus Grant	1992-93	4.7	10.8
Anthony Blakeney	1986-87	6.1	11.7

### COACH HOWLAND • UCLA • FRESHMAN TO SOPHOMORE

PLAYER	SEASONS	FR • PPG	SO • PPG
Travis Wear	2010-12	3.5 • UNC	11.5
David Wear	2010-12	2.9 • UNC	10.2
Tyler Honeycutt	2010-11	7.2	12.8
Malcolm Lee	2009-10	3.2	12.1
Russell Westbrook	2007-08	3.4	12.7
Darren Collison	2006-07	5.5	12.7
Arron Afflalo	2005-06	10.8	15.8
Josh Shipp	2005-2007	9.3	13.3

### COACH HOWLAND • PITT • FRESHMAN TO SOPHOMORE

PLAYER	SEASONS	FR • PPG	SO • PPG
Chevon Troutman	2002-03	5.0	11.0
Julius Page	2001-02	9.1	12.2
Jaron Brown	2001-02	4.8	9.3

• The trio of Molinar-Smith-Stewart Jr. account for three of the SEC's top 9 freshman-sophomore jumps this season in addition to three of MSU's top 8 freshmen-sophomore jumps since 1986-87 and three of the top 5 freshmen-sophomore scoring jumps during Ben Howland's coaching career.

• Molinar's jump of 10.4 PPG is second in 2020-21 only behind Auburn's Allen Flanigan and is tied for eighth-highest among SEC players over the last decade. The leader over the last 10 years is current Toronto Raptors guard Terence Davis +13.1 PPG jump from 2015-16 to 2016-17 when he played at Ole Miss.

• Coach Howland has stated that Molinar's jump reminds of the freshman-sophomore jump that Russell Westbrook had at UCLA listed on the previous page.

#### SEC - FRESHMAN TO SOPHOMORE • +7.0 PPG JUMP 2020-21

PLAYER	SCHOOL	FR • PPG	SO • PPG	JUMP
Allen Flanigan	AU	3.2	14.2	+11.0
<b>Iverson Molinar</b>	<b>MSU</b>	<b>5.9</b>	<b>16.3</b>	<b>+10.4</b>
Tre Mann	UF	5.3	14.7	+9.4
<b>Tolu Smith</b>	<b>MSU</b>	<b>3.3 • WKU</b>	<b>12.6</b>	<b>+9.3</b>
Jahvon Quinerly	BAMA	3.2 • NOVA	12.1	+8.9
Scotty Pippen Jr.	VANDY	12.0	20.5	+8.5
Emanuel Miller	A&M	6.4	14.8	+8.4
Jaylin Williams	AU	2.4	10.6	+8.2
<b>D.J. Stewart Jr.</b>	<b>MSU</b>	<b>8.5</b>	<b>16.5</b>	<b>+8.0</b>

#### 2019-20

PLAYER	SCHOOL	FR • PPG	SO • PPG	JUMP
Aaron Nesmith	VU	11.0	23.0	+12.0
Immanuel Quickley	UK	5.2	16.1	+10.9
<b>Reggie Perry</b>	<b>MSU</b>	<b>9.7</b>	<b>17.4</b>	<b>+7.7</b>

#### 2018-19

PLAYER	SCHOOL	FR • PPG	SO • PPG	JUMP
Savian Flagg	A&M	4.1	13.9	+9.8
Nicolas Claxton	UGA	3.9	13.0	+9.1

#### 2016-17

PLAYER	SCHOOL	FR • PPG	SO • PPG	JUMP
Terence Davis	OM	1.8	14.9	+13.1
Brandon Sampson	LSU	4.0	11.6	+7.6
PJ Dozier	SC	6.7	13.9	+7.2

#### 2015-16

PLAYER	SCHOOL	FR • PPG	SO • PPG	JUMP
Tyler Ullis	UK	5.6	17.3	+11.7
Yante Maten	UGA	5.0	16.5	+11.5

#### 2014-15

PLAYER	SCHOOL	FR • PPG	SO • PPG	JUMP
Tim Quarterman	LSU	2.5	11.5	+9.0

#### 2013-14

PLAYER	SCHOOL	FR • PPG	SO • PPG	JUMP
Kenny Gaines	UGA	3.7	13.0	+9.3
Charles Mann	UGA	6.7	13.9	+7.2
Michael Qualls	ARK	4.6	11.6	+7.0

#### 2012-13

PLAYER	SCHOOL	FR • PPG	SO • PPG	JUMP
Kedren Johnson	VU	3.1	13.5	+10.4

#### 2011-12

PLAYER	SCHOOL	FR • PPG	SO • PPG	JUMP
Trae Golden	UT	3.0	13.6	+10.6

#### 2010-11

PLAYER	SCHOOL	FR • PPG	SO • PPG	JUMP
Earnest Ross	AU	2.8	13.1	+10.3
John Jenkins	VU	10.9	19.5	+8.6

#### TOLU'S 7 DOUBLE-DOUBLES ARE T-1ST IN THE SEC

• Tolu Smith has secured seven (7) double-doubles which is tied for first place in the SEC heading into the Texas A&M game.

• Smith's most recent double-double was a 12-point, 13-rebound versus No. 6 Alabama on 02/27. He also has pair of 20-10 performances which includes career-highs of 27 points and 14 rebounds against Florida on 01/16.

• Mississippi State is 4-3 on the season when Smith provides a double-double.

#### SEC DOUBLE-DOUBLES • AS OF 03/02

RANK	D-D'S	PLAYER	SCHOOL
1	7	<b>Tolu Smith</b>	<b>MSU</b>
	7	Toumani Camara	Georgia
	7	Jeremiah Tilmon	Missouri
4	6	Dylan Disu	Vanderbilt
	6	Sahvir Wheeler	Georgia
6	5	Darius Days	LSU

#### 20+ PTS FOR DEREK OFF THE BENCH

• Derek Fountain became the fourth (4th) MSU freshmen during Ben Howland era to score 20+ PTS off the bench. He joins a trio of 1,000+ PTS scorers in Tyson Carter, Lamar Peters and Quindary Weatherspoon to accomplish the feat.

PLAYER	SEASON	OPP • DATE	PTS
<b>Derek Fountain</b>	<b>2020-21</b>	<b>LSU • 02/10</b>	<b>20</b>
Tyson Carter	2016-17	South Carolina • 02/11	22
Lamar Peters	2016-17	Georgia St • 12/04	24
Quindary Weatherspoon	2015-16	Tennessee • 01/16	23

• Fountain is one (1) of seven (7) freshmen going back to 1988-89 to score 20+ PTS during a SEC game off the bench.

PLAYER	SEASON	OPP • DATE	PTS
<b>Derek Fountain</b>	<b>2020-21</b>	<b>LSU • 02/10</b>	<b>20</b>
Tyson Carter	2016-17	South Carolina • 02/11	22
Quindary Weatherspoon	2015-16	Tennessee • 01/16	23
DeVill Smith	2011-12	at Arkansas • 01/07	25
Barry Stewart	2006-07	Auburn • 01/20	22
Brad Smith	1989-90	Tennessee • 02/07	20
Brad Smith	1989-90	at Tennessee • 01/06	22
Tony Watts	1988-89	at Alabama • 01/14	24

#### 10+ PTS STREAKS FOR D.J. & IVERSON TO START 2020-21

• D.J. Stewart Jr. and Iverson Molinar were the only sophomores or younger along with the 8th and 9th MSU players since 1982-83 to begin a season with 10+ consecutive games in double figures.

• The duo joined Gavin Ware (2015-16) as the only players to accomplish the feat during the 2000s.

PLAYER	SEASON	10+ PTS GMS
Jeff Malone	1982-83	29
Tony Watts	1991-92	28
Gavin Ware	2015-16	16
Cameron Burns	1989-90	15
Terry Lewis	1982-83	14
Erick Dampier	1995-96	13
Greg Carter	1989-90	12
<b>D.J. Stewart Jr.</b>	<b>2020-21</b>	<b>12</b>
<b>Iverson Molinar</b>	<b>2020-21</b>	<b>11</b>

#### ELITE COMPANY FOR D.J., IVERSON AND TOLU

• Iverson Molinar and D.J. Stewart Jr. started the 2020-21 season with double figures in their first nine (9) appearances after Stewart Jr. and Tolu Smith began the season with 10-plus points during MSU's first eight (8) games.

• After missing State's first three games of the season, Molinar and Stewart Jr. are the 4th set of teammates to be sophomores or younger and the 9th set of teammates overall to accomplish the feat dating back to the 1958-59 season.

• The previous two duos to be sophomores or younger were Gary Hooker (Fr.) and Ray White (Fr.) in 1975-76 coupled with Rickey Brown (Fr.) and White (So.) in 1976-77.

• Prior to this season, the last State duo to start a season with nine straight games with double-digit points were Cameron Burns and Greg Carter during MSU's 1990-91 SEC championship season.

PLAYERS	SEASON	10+ PTS GMS
Terry Lewis	1982-83	14
Jeff Malone		
<b>Gary Hooker</b>	<b>1975-76</b>	<b>14</b>
<b>Ray White</b>		
Cameron Burns	1990-91	12
Greg Carter		
<b>Iverson Molinar</b>	<b>2020-21</b>	<b>9</b>
<b>D.J. Stewart Jr.</b>		
<b>Rickey Brown</b>	<b>1976-77</b>	<b>9</b>
<b>Ray White</b>		
<b>Tolu Smith</b>	<b>2020-21</b>	<b>8</b>
<b>D.J. Stewart Jr.</b>		
Rickey Brown	1979-80	8
Kent Looney		
Rickey Brown	1978-79	8
Ray White		
Jack Bouldin	1971-72	8
Jeff Watkins		

#### 20 PIECES IN MULTIPLE GAMES FOR THE SOPHOMORES

• D.J. Stewart Jr. and Iverson Molinar are one (1) of seven (7) Mississippi State combos to be sophomores or younger to have multiple 20-plus point games together since 1972-73 when freshmen became eligible to play college basketball.

RANK	20+ PTS GMS	PLAYERS	SEASON
1	5	White/Hooker	1975-76
2	4	Knarr/Jenkins	1972-73
3	2	<b>Stewart Jr./Molinar</b>	<b>2020-21</b>
	2	Q. Weatherspoon/Peters	2016-17
	2	Brown/Hooker	1976-77
	2	White/Brown	1976-77
	2	Knarr/Fry	1972-73

PLAYER	SEASON	OPP • DATE	PTS
<b>D.J. Stewart Jr.</b>	<b>2020-21</b>	<b>Missouri • 01/05</b>	<b>24</b>
<b>Iverson Molinar</b>	<b>2020-21</b>	<b>Missouri • 01/05</b>	<b>20</b>
<b>D.J. Stewart Jr.</b>	<b>2020-21</b>	<b>Dayton • 12/12</b>	<b>32</b>
<b>Iverson Molinar</b>	<b>2020-21</b>	<b>Dayton • 12/12</b>	<b>20</b>
Quinnndary Weatherspoon	2016-17	at Auburn • 02/07	25
Lamar Peters	2016-17	at Auburn • 02/07	23
Quinnndary Weatherspoon	2016-17	Missouri • 01/25	29
Lamar Peters	2016-17	Missouri • 01/25	23
Rickey Brown	1976-77	Georgia • 02/19	28
Gary Hooker	1976-77	Georgia • 02/19	24
Rickey Brown	1976-77	Truman St • 12/09	29
Gary Hooker	1976-77	Truman St • 12/09	24
Ray White	1976-77	at Georgia • 01/22	21
Rickey Brown	1976-77	at Georgia • 01/22	20
Ray White	1976-77	Texas • 12/11	28
Rickey Brown	1976-77	Texas • 12/11	21
Ray White	1975-76	at Kentucky • 03/08	24
Gary Hooker	1975-76	at Kentucky • 03/08	23
Ray White	1975-76	Georgia • 02/28	26
Gary Hooker	1975-76	Georgia • 02/28	22
Gary Hooker	1975-76	Auburn • 02/09	28
Ray White	1975-76	Auburn • 02/09	23
Gary Hooker	1975-76	LSU • 01/19	31
Ray White	1975-76	LSU • 01/19	20
Gary Hooker	1975-76	at Evansville • 12/17	20
Ray White	1975-76	at Evansville • 12/17	20
Rich Knarr	1972-73	Alabama • 03/03	22
Larry Fry	1972-73	Alabama • 03/03	21
Rich Knarr	1972-73	Auburn • 02/19	30
Larry Fry	1972-73	Auburn • 02/19	30
Jerry Jenkins	1972-73	Florida • 02/24	21
Rich Knarr	1972-73	Florida • 02/24	20
Jerry Jenkins	1972-73	Kentucky • 01/08	20
Rich Knarr	1972-73	Kentucky • 01/08	31
Jerry Jenkins	1972-73	vs. Hawaii • 01/03	29
Rich Knarr	1972-73	vs. Hawaii • 01/03	27
Jerry Jenkins	1972-73	vs. Michigan St • 01/02	22
Rich Knarr	1972-73	vs. Michigan St • 01/02	20

• The pair of redshirt sophomores (Molinar-Stewart Jr. and Smith-Stewart Jr.) along with Tolu Smith and Derek Fountain are three (3) of 11 MSU combos to score 20 points in a game as freshmen or sophomores since 1986-87, which was Richard Williams' first season.

• Six (6) of the 11 combos listed below have come under sixth-year coach Ben Howland.

PLAYER	SEASON	OPP • DATE	PTS
<b>Tolu Smith</b>	<b>2020-21</b>	<b>LSU • 02/10</b>	<b>24</b>
<b>Derek Fountain</b>	<b>2020-21</b>	<b>LSU • 02/10</b>	<b>20</b>
<b>D.J. Stewart Jr.</b>	<b>2020-21</b>	<b>Missouri • 01/05</b>	<b>24</b>
<b>Iverson Molinar</b>	<b>2020-21</b>	<b>Missouri • 01/05</b>	<b>20</b>
<b>D.J. Stewart Jr.</b>	<b>2020-21</b>	<b>Dayton • 12/12</b>	<b>32</b>
<b>Iverson Molinar</b>	<b>2020-21</b>	<b>Dayton • 12/12</b>	<b>20</b>
<b>Tolu Smith</b>	<b>2020-21</b>	<b>Liberty • 11/26</b>	<b>20</b>
<b>D.J. Stewart Jr.</b>	<b>2020-21</b>	<b>Liberty • 11/26</b>	<b>20</b>
Reggie Perry	2019-20	Tennessee • 02/01	24
D.J. Stewart Jr.	2019-20	Tennessee • 02/01	20
Quinnndary Weatherspoon	2016-17	at Auburn • 02/07	25
Lamar Peters	2016-17	at Auburn • 02/07	23
Quinnndary Weatherspoon	2016-17	Missouri • 01/25	29
Lamar Peters	2016-17	Missouri • 01/25	23
Craig Sword	2013-14	Texas A&M • 01/18	23
Gavin Ware	2013-14	Texas A&M • 01/18	22

PLAYER	SEASON	OPP • DATE	PTS
Barry Stewart	2006-07	Auburn • 01/20	22
Reginald Delk	2006-07	Auburn • 01/20	20
Jamont Gordon	2006-07	Texas A&M-CC • 12/02	24
Ben Hansbrough	2006-07	Texas A&M-CC • 12/02	23
Darryl Wilson	1993-94	at Auburn • 01/12	24
Erick Dampier	1993-94	at Auburn • 01/12	22
Tony Watts	1988-89	at Alabama • 01/14	24
Cameron Burns	1988-89	at Alabama • 01/14	22

### 30 & 20 IN THE SAME GAME

• D.J. Stewart Jr. and Iverson Molinar are the 5th combo during the 2000s and the 4th combo to be sophomores or younger (bolded) to secure 30+ PTS and 20+ PTS during the same game since the 1972-73 season.

• The last time Mississippi State had a duo accomplish the feat in a neutral site game was when Darryl Wilson scored 32 PTS and Erick Dampier tacked on 21 PTS versus No. 19 Utah during the 1995 NCAA Tournament Second Round.

PLAYERS	SEASON	OPP • DATE	PTS
<b>D.J. Stewart Jr.</b>	<b>2020-21</b>	<b>vs. Dayton • 12/12</b>	<b>32</b>
<b>Iverson Molinar</b>	<b>2020-21</b>	<b>vs. Dayton • 12/12</b>	<b>20</b>
Arnett Moultrie	2011-12	UMass • 03/13	34
Dee Bost	2011-12	UMass • 03/13	20
Jarvis Varnado	2008-09	LSU • 02/11	31
Dee Bost	2008-09	LSU • 02/11	20
Charles Rhodes	2007-08	Auburn • 02/27	30
Jamont Gordon	2008-09	Auburn • 02/27	20
Mario Austin	2001-02	Arkansas • 02/27	30
Marckell Patterson	2001-02	Arkansas • 02/27	21
Darryl Wilson	1994-95	vs. [19] Utah • 03/19	32
Erick Dampier	1994-95	vs. [19] Utah • 03/19	21
<b>Gary Hooker</b>	<b>1975-76</b>	<b>LSU • 01/19</b>	<b>31</b>
<b>Ray White</b>	<b>1975-76</b>	<b>LSU • 01/19</b>	<b>20</b>
<b>Larry Fry</b>	<b>1972-73</b>	<b>Auburn • 02/19</b>	<b>30</b>
<b>Rich Knarr</b>	<b>1972-73</b>	<b>Auburn • 02/19</b>	<b>30</b>
<b>Jerry Jenkins</b>	<b>1972-73</b>	<b>Auburn • 02/19</b>	<b>20</b>
<b>Rich Knarr</b>	<b>1972-73</b>	<b>Kentucky • 01/08</b>	<b>31</b>
<b>Jerry Jenkins</b>	<b>1972-73</b>	<b>Kentucky • 01/08</b>	<b>20</b>

### WHAT'S GONE • MSU'S BEST SCORING QUARTET SINCE 2010-11

• Reggie Perry (17.4 PPG), Tyson Carter (13.9), Nick Weatherspoon (11.6 PPG) and Robert Woodard II (11.4 PPG) were the 8th quartet to average double figures at Mississippi State during the 2000s.

• The 54.3 combined points per game the most for a MSU quartet with all four members averaging double figures since Ravern Johnson (17.6 PPG), Dee Bost (15.3 PPG), Renardo Sidney (14.2 PPG) and Kodi Augustus (12.2 PPG) during the 2010-11 season.

• The 54.3 points for Perry-Carter-Weatherspoon-Woodard II quartet also is the fifth at MSU with all four members averaging double figures going back to the 1979-80 season.

### MSU SCORING QUARTETS • SINCE 1979-80

RANK	PPG	SEASON	PLAYERS
1	59.4	1995-96	Darryl Wilson • Dontae' Jones • Erick Dampier • Marcus Bullard
2	59.3	2010-11	Ravern Johnson • Dee Bost • Renardo Sidney • Kodi Augustus
3	56.6	2007-08	Charles Rhodes • Jamont Gordon • Barry Stewart • Ben Hansbrough
4	54.4	1989-90	Cameron Burns • Greg Carter • Tony Watts • Doug Hartsfield
5	54.3	2019-20	<b>Perry • Carter • Weatherspoon • Woodard II</b>

### MSU AMONG SEC'S AND NATION'S BEST • 2020-21

• For the second straight season, Mississippi State holds the SEC's top spot and is one of the nation's best offensive rebounding percentage teams.

### 2020-21 O-REB PERCENTAGE • AS OF 02/28

RANK	OR%	SCHOOL
1	40.1	North Carolina
2	39.6	Houston
3	38.7	Cal State Bakersfield
4	37.8	Stephen F. Austin • SFA
5	36.9	Baylor
	36.9	Southern Cal • USC
7	36.7	Buffalo
8	36.6	Connecticut • UConn
9	36.3	Florida State • FSU
10	36.0	Saint Louis
11	35.6	<b>Mississippi State</b>
	35.6	Austin Peay

• The Bulldogs not only led the SEC but were fourth in the nation with a 37.0 offensive rebounding percentage last season.

### 2019-20 O-REB PERCENTAGE • FINAL

RANK	OR%	SCHOOL
1	40.1	West Virginia
2	38.7	Houston
3	37.3	Stephen F. Austin
4	37.0	<b>Mississippi State</b>
5	36.1	Sacred Heart

### KENPOM NUGGETS

• Mississippi State, Florida and LSU are the only schools to have two players ranked among KenPom's top 12 in offensive efficiency.

### KENPOM SEC OFFENSIVE RATING • AS OF 03/02

RANK	O-RTG	PLAYER	SCHOOL
1	119.4	Colin Castleton	Florida
2	113.0	Cameron Thomas	LSU
3	111.3	Emanuel Miller	Texas A&M
4	109.5	Jaden Springer	Tennessee
5	108.9	Scotty Pippen Jr.	Vanderbilt
6	107.7	Andrew Garcia	Georgia
7	106.4	Tre Mann	Florida
	106.4	Trendon Watford	LSU
9	106.3	<b>Iverson Molinar</b>	<b>MSU</b>
10	105.5	Jahvon Quinerly	Alabama
11	103.4	Devontae Shuler	Ole Miss
12	102.6	<b>D.J. Stewart Jr.</b>	<b>MSU</b>
13	100.4	JD Notae	Arkansas



• Tolu Smith is ranked among the SEC leaders in offensive rebound percentage.

#### KENPOM SEC O-REBOUND PERCENTAGE • AS OF 03/02

RANK	O-REB	PLAYER	SCHOOL
1	13.0	Tolu Smith	MSU
	13.0	Andrew Garcia	Georgia
3	12.8	Jeremiah Tilmon	Missouri
4	12.3	Colin Castleton	Florida
5	12.2	Wildens Leveque	South Carolina

#### LOYALTY UNDER COACH HOWLAND

• Mississippi State's coaching staff led by Ben Howland along with assistant coaches George Brooks, Korey McCray and Ernie Zeigler are entering their 6th season together at Mississippi State in 2020-21

• The quartet is one of eight current coaching staffs in the country to remain together at the same school for at least the six seasons.

RANK	YEAR	SCHOOL	HEAD COACH	ASSISTANT COACHES
1	11th	Michigan State	Tom Izzo	Dwayne Stephens • Dane Fife • Mike Garland
2	9th	West Virginia	Bob Huggins	Larry Harrison • Ron Everhart • Erik Martin
2	9th	UAlbany	Will Brown	John Iati • Josh Pelletier • Jerrad Knotts
4	7th	Kansas	Bill Self	Kurtis Townsend • Norm Roberts • Jerrance Howard
4	7th	Oregon	Dana Altman	Tony Stubblefield • Kevin McKenna • Mike Mennenga
4	7th	Vermont	John Becker	Kyle Cleplicki • Ryan Schneider • Hamlet Tibbs
7	6th	Mississippi State	Ben Howland	George Brooks • Korey McCray • Ernie Zeigler
7	6th	Bradley	Brian Wardle	Drew Adams • Mike Bargaen • Jimmie Foster

#### COACH HOWLAND: ONE OF 15 WITH FOUR TEAMS DANCING

• Ben Howland became the 15th coach in history to lead four programs to the NCAA Tournament in 2018-19. The 15 coaches are listed alphabetically below.

• Howland is one (1) of eight (8) coaches on the list that has one of his four schools being a SEC program (Rick Barnes • Cliff Ellis • Jim Harrick • Lon Kruger • Rick Pitino • Tubby Smith • Eddie Sutton) and one (1) of three (3) coaches to have UCLA be one of the four programs (Steve Alford • Jim Harrick).

#### COACH • SCHOOLS

<b>Steve Alford</b>
Missouri State • Iowa • New Mexico • UCLA
<b>Rick Barnes</b>
Providence • Clemson • Texas • Tennessee
<b>John Beilein</b>
Canisius • Richmond • West Virginia • Michigan
<b>Lefty Driesell</b>
Davidson • Maryland • James Madison • Georgia State
<b>Cliff Ellis</b>
South Alabama • Clemson • Auburn • Coastal Carolina
<b>Larry Eustachy</b>
Utah State • Iowa State • Southern Miss • Colorado State

#### COACH • SCHOOLS

<b>Jim Harrick</b>
Pepperdine • UCLA • Rhode Island • Georgia
<b>Ben Howland</b>
Northern Arizona • Pittsburgh • UCLA • Mississippi State
<b>Lon Kruger</b>
Kansas State • Florida • Illinois • UNLV • Oklahoma
<b>Fran McCaffery</b>
Lehigh • UNC-Greensboro • Siena • Iowa
<b>Tom Penders</b>
Rhode Island • Texas • George Washington • Houston
<b>Rick Pitino</b>
Boston • Providence • Kentucky • Louisville
<b>Kelvin Sampson</b>
Washington State • Oklahoma • Indiana • Houston
<b>Tubby Smith</b>
Tulsa • Georgia • Kentucky • Minnesota • Texas Tech
<b>Eddie Sutton</b>
Creighton • Arkansas • Kentucky • Oklahoma State

#### HALFTIME COMEBACKS UNDER COACH HOWLAND

• Mississippi State earned its 21st halftime comeback victory and first of 2020-21 under Coach Howland when the Bulldogs dismissed Missouri, 78-63, on 01/05/2021.

• The Bulldogs have won at least three games during Howland's first five seasons when trailing at the half.

• Below are the halftime comebacks under Coach Howland, 12 of the 21 have come against SEC opponents.

#### HALFTIME COMEBACKS • COACH HOWLAND

DATE	OPPONENT	HALFTIME	FINAL
01/05/2021	[13] Missouri	39-27 • -12	78-63
11/08/2019	Sam Houston State	34-27 • -7	67-58
12/18/2019	Radford	42-38 • -4	77-68
01/28/2020	at Florida [SEC]	45-35 • -10	78-71
02/01/2020	Tennessee [SEC]	34-28 • -6	86-73
02/08/2020	Vanderbilt [SEC]	35-31 • -4	80-70
11/30/2018	at Dayton	29-26 • -3	65-58
12/04/2018	McNeese State	42-39 • -3	90-77
12/19/2018	Wofford	50-41 • -9	98-87
02/02/2019	at Ole Miss [SEC]	43-39 • -4	81-75
02/16/2019	at Arkansas [SEC]	38-32 • -6	77-67
02/23/2019	South Carolina [SEC]	36-29 • -7	76-61
11/22/2017	Stephen F. Austin	40-32 • -8	80-75
11/26/2017	Jacksonville State	29-25 • -4	59-56
02/24/2018	South Carolina [SEC]	32-25 • -7	72-68
12/22/2016	Morehead State	41-31 • -10	85-76
01/25/2017	Missouri [SEC]	43-39 • -4	89-74
02/04/2017	Tennessee [SEC]	33-21 • -12	64-59
11/13/2015	Eastern Washington	51-48 • -3	106-88
01/23/2016	Ole Miss [SEC]	38-36 • -2	83-77
02/16/2016	Vanderbilt [SEC]	41-32 • -9	75-74

• The Florida comeback on 01/28/2020 marks the first time that Mississippi State has won a SEC road game when trailing by 10-plus points at the half since turning a 39-28 deficit into a 78-77 overtime victory at Vanderbilt on 01/21/2012.

• The Bulldogs have rallied from a 10-plus point deficit six times in SEC road games dating back to the 1980-81 season.

#### 10+ PT SEC HALFTIME ROAD COMEBACKS

DATE	OPPONENT	HALFTIME	FINAL
01/28/2020	at Florida [SEC]	45-35 • -10	78-71
01/21/2012	at Vanderbilt [SEC]	39-28 • -11	78-77 • OT
03/06/2004	at Alabama [SEC]	47-31 • -16	82-81 • OT
01/07/2004	at Ole Miss [SEC]	29-19 • -10	61-54
01/07/1995	at Georgia [SEC]	36-26 • -10	60-59
02/13/1991	at Ole Miss [SEC]	42-27 • -15	84-77

• Early in 2019-20, Mississippi State wiped away an 18-point deficit (52-34) with 13:02 left against Sam Houston State on the strength of a 33-6 run to close the game.

• It marked the fifth time that the Bulldogs have overcome at least a 15-point margin during any point of the game under Coach Howland.

#### 15+ PT COMEBACKS • COACH HOWLAND

DATE	OPPONENT	SCORE • TIME	FINAL
01/28/2020	at Florida [SEC]	36-20 • 6:00 1st	78-71
11/08/2019	Sam Houston St	52-34 • 13:02 2nd	67-58
02/23/2019	South Carolina [SEC]	30-14 • 4:04 1st	76-61
02/04/2017	Tennessee [SEC]	41-23 • 17:50 2nd	64-59
		29-10 • 4:50 1st	
02/16/2016	Vanderbilt [SEC]	61-44 • 13:38 2nd	75-74

#### LESS THAN 60 POINTS LEADS TO W'S

• Mississippi State has won 43 of 48 games when holding the opposition to under 60 points under Coach Howland with 35 of those 48 outings coming inside Humphrey Coliseum.

• The Bulldogs have won 30 of their last 34 games when accomplishing the feat since 03/08/2017. Three of the four set-backs have come during the 2020-21 season, most recently a 56-53 decision to No. 18 Tennessee on 01/26/2021

• Mississippi State limited Ole Miss on 03/07/2020 to 44 points which tied the lowest point total allowed under Howland. The 44 points are the lowest versus a SEC opponent during the Howland era.

#### 2015-16 • 5-0

DATE	OPPONENT	RESULT
11/28/2015	UT-Martin	W • 76-51
12/19/2015	Tulane	W • 69-59
12/31/2015	North Carolina Central	W • 71-48
02/09/2016	Arkansas [SEC]	W • 78-46
02/27/2016	South Carolina [SEC]	W • 68-58

#### 2016-17 • 8-1

DATE	OPPONENT	RESULT
11/20/2016	vs. UTEP	W • 61-54
11/28/2016	Northwestern State	W • 65-59
12/01/2016	Oregon State	W • 74-57
12/19/2016	vs. Southern Miss	W • 86-44
12/29/2016	Missouri-Kansas City	W • 77-54
01/14/2017	Texas A&M [SEC]	W • 67-59
02/04/2017	Tennessee [SEC]	W • 64-59
02/18/2017	Florida [SEC]	L • 57-52
03/08/2017	vs. LSU [SEC-T]	W • 79-52

**2017-18 • 8-0**

DATE	OPPONENT	RESULT
11/18/2017	Florida A&M	W • 79-48
11/26/2017	Jacksonville State	W • 59-56
11/30/2017	North Dakota State	W • 83-59
12/03/2017	Dayton	W • 61-59
12/20/2017	Little Rock	W • 64-48
02/03/2018	Georgia [SEC]	W • 72-57
03/14/2018	Nebraska [NIT]	W • 66-59
03/20/2018	at Louisville [NIT]	W • 79-56

**2018-19 • 8-0**

DATE	OPPONENT	RESULT
11/11/2018	Hartford	W • 77-59
11/16/2018	Long Beach State	W • 79-51
11/21/2018	vs. Saint Mary's	W • 61-57
11/30/2018	at Dayton	W • 65-58
12/15/2018	Cincinnati	W • 70-59
01/19/2019	at Vanderbilt [SEC]	W • 71-55
02/26/2019	Missouri [SEC]	W • 68-49
03/14/2019	vs. Texas A&M [SEC-T]	W • 80-54

**2019-20 • 7-1**

DATE	OPPONENT	RESULT
11/08/2019	Sam Houston State	W • 67-58
11/14/2019	Louisiana-Monroe	W • 62-45
11/17/2019	New Orleans	W • 82-59
11/24/2019	at Coastal Carolina	W • 81-56
12/22/2019	vs. New Mexico State	L • 58-52
01/14/2020	Missouri	W • 72-45
01/18/2020	Georgia	W • 91-59
03/07/2020	Ole Miss	W • 69-44

**2020-21 • 6-3**

DATE	OPPONENT	RESULT
11/25/2020	vs. Clemson	L • 53-42
12/08/2020	Jackson State	W • 82-59
12/21/2020	Mississippi Valley State	W • 87-48
01/13/2021	Texas A&M	L • 56-55
01/26/2021	at No. 18 Tennessee	L • 56-53
01/30/2021	Iowa State	W • 95-56
02/06/2021	at South Carolina	W • 75-59
02/20/2021	at Ole Miss	W • 66-56
02/24/2021	South Carolina	W • 69-48

**WHAT'S NEXT: KESHAWN MURPHY**

• Mississippi State and head coach Ben Howland started its 2021 signing class on a strong note as ESPN top 100 recruit KeShawn Murphy inked his National Letter of Intent (NLI) on Nov. 13 during the fall signing period.

• Murphy, a 6-10 forward from Birmingham, Alabama, will start his freshman season for the Bulldogs during the 2021-22 season.

Murphy is rated No. 89 in ESPN's top 100 rankings and is the state of Alabama's No. 2 prospect for the Class of 2021. It marks back-to-back seasons that Howland has reeled in an ESPN top 100 commitment as Deivon Smith ranked No. 69 in the 2020 class.

• Mississippi State also has a pair of ESPN top 50 recruits from the Class of 2018 in Reggie Perry and Robert Woodard II, who were selected in the 2nd round of the 2020 NBA Draft.

• Murphy amassed 18.6 points, 7.5 rebounds, 3.7 assists and 2.0 blocks per game in 2019-20 as a junior. He was a finalist for the Alabama Sport Writers Association [ASWA] Class 5A Player of the Year award and was a consensus ASWA All-State First-Team selection.

• Ramsay has combined for a 45-22 record over the last two seasons, fueled by a 25-9 mark in 2019-20. The program has made back-to-back trips to the Alabama Class 5A Final Four.

• Murphy has been nominated to participate in the 2021 McDonald's High School All-America game. He began his senior campaign with a 21-point, 13-rebound, 3-block performance in an 82-76 win over Auburn High School and is closing in on becoming a 1,000-point scorer at Ramsay.

**#STATETOTHELEAGUE & MSU'S PRO DAWGS**

• Mississippi State had four former 1,000 point scorers who all played under head coach Ben Howland in the NBA and NBA G-League during the 2019-20 season.

• Aric Holman (Texas Legends • Dallas Mavericks), Lamar Peters (Westchester Knicks • New York Knicks), Craig Sword (Grand Rapids Drive • Detroit Pistons) and Quindary Weatherspoon (Austin Spurs • San Antonio Spurs).

• Weatherspoon made his NBA debut with the San Antonio Spurs at Sacramento on 02/08. He scored his first career points as part of the NBA restart over the summer.

• Currently, former MSU alums playing pro basketball overseas are Dee Bost (France), Tyson Carter (Greece), Travis Daniels (Cyprus), Holman (Germany), Arnett Moultrie (China), Peters (Turkey), Sword (Mexico), Fred Thomas (Norway) and Gavin Ware (France).

**COACH HOWLAND'S NBA PLAYERS**

• Russell Westbrook, Kevin Love and Jrue Holiday spearhead a list of 26 NBA players who played college basketball under Howland.

• The trio has combined for 14 nods to the NBA All-Star Game headed by six consecutive selections (2015-16-17-18-19-20) for Westbrook who also was the NBA All-Star game MVP in 2015 and 2016.

• Westbrook, a five-time All-NBA First-Team honoree and two-time NBA scoring champion, was the 2017 NBA MVP. He was the first player in league history to average a triple-double for a season since Oscar Robertson during the 1960s.

• Love (Cleveland Cavaliers • 2016) along with Trevor Ariza (Los Angeles Lakers • 2009), Jordan Farmar (Los Angeles Lakers • 2009-10) and Normal Powell (Toronto Raptors • 2019) have each won NBA Championships.

• Woodard II (Sacramento Kings) signed a 4-year contract with 3.3 million guaranteed over his first three seasons, highlighted by 1.5 million for the 2020-21 season.

**DAMPIER GARNERS MISSISSIPPI SPORTS HOF SELECTION**

• Former Mississippi State and NBA standout Erick Dampier can add Mississippi Sports Hall of Fame and Museum inductee to his impressive list of career accolades as the organization announced its class of 2021 on 10/27/2020.

• Dampier is joined by Debbie Brock (Delta State), Lindsey Hunter, Jr. (Jackson State/NBA), Terrence Metcalf (Ole Miss/NFL), Dave Randall (Ole Miss/ATP) and Randy Watkins (Ole Miss/PGA) in the six-person class.

• Mississippi State amassed 66 victories and earned three postseason appearances during Dampier's career, highlighted by 1996 NCAA Final Four and 1995 NCAA Sweet 16 trips under head coach and fellow Mississippi Sports Hall of Famer Richard Williams. He was named MSU's SEC Basketball Legend in 2014.

• Dampier was a two-time Associated Press (AP) All-America Honorable Mention pick and two-time All-Southeastern Conference (SEC) First-Team selection during his junior and senior seasons.

• Dampier ranks among Mississippi State's top 10 in total blocks (249 – 2nd), blocks per game (2.68 – 2nd), field goal percentage (58.7 – tied 3rd), rebounds (859 – 6th) and rebounds per game (9.2 – 8th).

• Dampier piled up 1,231 career points which ranks eighth among three-year players and 25th overall at Mississippi State. He registered double figures in 74 of his 93 career appearances, fueled by nine efforts of 20-plus points.

• Dampier was a lottery pick and chosen 10th by the Indiana Pacers in the 1996 NBA Draft. His NBA career spanned 16 seasons with stops in Indiana, Golden State, Dallas, Miami and Atlanta. He scored 7,309 points, 7,005 rebounds and 1,398 blocks in 987 games.

**ON THE HORIZON: A NEW LOOK TO THE HUMPH**

• Humphrey Coliseum will become one of the premier arenas in the nation as major renovation plans were announced on Oct. 30, 2018.

• Mississippi State has joined with Dale Partners Architects and AECOM Sports to design a comprehensive plan that will see the Hump revamped with modern amenities and the arena's first premium ticket options.

• One of those new options will be a new club level that offers premium ticket holders a dedicated entrance and lobby that leads down to a 6,000-square foot sideline club that offers nearly 580 club seats and 80 lounge seats.

• The new-look Hump also will include nearly 160 terrace seats at the concourse level in addition to an expanded and updated concourse.

• The renovation plan includes two grand lobbies at the entrances on the east and west sides that feature direct views into the seating bowl.

• Facing a 13-point halftime deficit, Mississippi State turned to its top three leading scorers of D.J. Stewart Jr., Iverson Molinar and Tolu Smith, who answered the bell with 28 second-half points, but No. 6 Alabama was able to hold onto a 64-59 decision at Humphrey Coliseum.

• The Bulldogs (13-12, 7-9 SEC) had their three-game home winning streak over Alabama (19-6, 14-2 SEC) come to a close. The victory also enabled the Crimson Tide to clinch the SEC regular season title, and the No. 1 seed in next month's SEC Tournament in Nashville.

• Stewart Jr. tallied all 15 of his points during the second 20 minutes to reach double figures for the 21st time in 25 games. The Grace, Mississippi, product also dished out four assists.

• Tolu Smith collected his SEC-leading seventh double-double of the season with 12 points and 13 rebounds. He was an efficient 6-of-9 from the floor.

• Molinar notched 11 points and six rebounds to collect 10-plus points during 19 of his 22 outings on the season. The Bulldogs dropped to 10-1 when Molinar, Tolu Smith and Stewart Jr. each score in double figures in 2020-21.

• Abdul Ado and Jalen Johnson registered solid efforts during their Senior Night. Ado secured nine points, nine rebounds and four blocks, whereas Johnson chipped in seven points and three rebounds.

• Ado made his 122nd career start to tie the program's all-time leader Dee Bost (2009-10-11-12). The Nigeria native has amassed 67 career games with multiple rejections with his four blocks in the contest.

• The Bulldogs received a combined five points from freshmen Derek Fountain and Deivon Smith off the bench. Fountain chipped in three points and two rebounds, while Smith garnered two points, three rebounds, four assists and two steals.

• For the contest, MSU turned in a 24-of-59 shooting effort (40.7 percent), a 1-of-12 clip on its three-point attempts (8.3 percent) and was 10-of-17 at the foul line (58.8 percent).

• The Bulldogs dialed up 10 assists and committed 16 turnovers, while the Crimson Tide had nine assists and 14 turnovers.

• Alabama earned a 45-40 edge over State on the glass. It marked only the sixth time that the Bulldogs were outrebounded this season. MSU maintained a 36-26 ledger in paint points on the strength of a 24-14 edge during the second half.

• The Crimson Tide countered with a 21-of-65 mark from the field (32.3 percent), were 7-for-28 on the three's (25.0 percent) and 15-of-17 on free throws (88.2 percent).

• Alabama had two players in double figures, and received 19 points from Jahvon Quinerly off the bench. Jaden Shackelford added 15 points and six rebounds, while Herbert Jones impacted the contest with 14 rebounds.

• The Crimson Tide scored 36 of the game's 41 bench points. James Rojas tacked on nine points and six rebounds highlighted by a critical triple inside the final minute that stretched Bama's lead from three points to six points.

#### FROM THE BENCH WITH COACH HOWLAND

"I thought we did a great job fighting. I don't think there was a lot, in terms of strategy, about what we did differently [in the second half]. We showed a lot of fight, a lot of heart and I'm proud of that. It's not often that you lose when you hold a team to 32 percent for the game. The things that hurt us today were our foul shooting, 10-for-17 [at] 58 percent. Then, only 1-from-12 from three. They shot 7-for-28, 25 percent [from the three]. But still, there's six more three's. That's really the difference is the foul shooting and three-point shooting. I thought our guys played incredibly hard and really battled. We had a chance there, 56-53 with a shot by Jalen Johnson that would've tied it with about a minute to go, but he unfortunately missed it."

"They have good length, and they do a lot of switching ... Those two seniors [Herbert Jones and John Petty Jr.] are really good players. When you look at it, they got their first win, those two seniors, in this building, unfortunately. They were 3-for 18 from the field, but they did other things to help their team win. The guy that played great for Alabama today that was the key player for them offensively was obviously [Jahvon] Quinerly. We had no answer for him. He had 15 in the first half and 19 for the game. He was the difference in the game in terms of their offense. We just had a hard time with him."

#### FROM THE LOCKER ROOM – TOLU SMITH

"It's been great. I love those guys. What many of you don't know is that Abdul [Ado] is my roommate. I see him as a big brother. He's taught me a lot along the way. For the people that don't know, I was also with Jalen [Johnson] in China. So, it's just been great having a relationship like that with these older guys. Experience can be taught. So, when I go to them, they always tell me a lot of wisdom and a lot of good things. So, it's just great to have them."

#### MOMENTS THAT MATTERED

• Trailing 54-43 at the 9:47 mark, the Bulldogs ripped off 10 of the next 12 points over the next 5:30 off the clock to pull within one possession.

• Iverson Molinar and D.J. Stewart Jr. got State going with five free throws. Then, Iverson Molinar finished with a pair of layups around a Derek Fountain tipin.

• State had three opportunities down 56-53 inside the closing minutes to pull closer but were unable to convert. Jalen Johnson misfired on a pair of three-pointers, while Abdul Ado had to force up a jumper late shot clock.

• The Crimson Tide closed the contest out courtesy of a James Rojas corner three-pointer with 43 seconds to go to extend the lead back to six points, 59-53.

• Alabama converted on 5-of-6 at the foul line to tuck away the five-point decision.

• Both teams were locked in on the defensive end at the start as the two teams went 4-of-18 apiece from the floor to start.

• Alabama crept away on a 13-0 spurt capped by a Juwan Gary dunk to make it 20-9 with 7:11 to go. The Crimson Tide took a 34-21 lead into the locker room.

#### Alabama • 64 • 19-6 (14-2)

##	Player		Total FG-FGA	3-Ptr FG-FGA	FT-FTA	Rebounds		PF	TP	A	TO	Blk	Stl	Min
						Off	Def							
2	Jordan Bruner	F	0-3	0-2	0-0	2	0	2	1	0	2	0	1	16:34
1	Herbert Jones	G	1-9	0-3	0-0	6	8	14	3	2	2	0	2	33:34
5	Jaden Shackelford	G	5-14	1-5	4-5	0	6	6	1	15	0	0	0	31:28
14	Keon Ellis	G	0-3	0-2	2-2	2	2	4	0	2	1	2	0	20:40
23	John Petty Jr.	G	2-9	1-6	4-4	1	4	5	2	9	2	2	1	32:52
3	Alex Reese	G	1-5	1-2	0-0	1	3	4	2	3	0	0	0	08:58
11	Joshua Primo	G	1-1	0-0	0-0	1	1	2	2	2	0	1	0	08:16
13	Jahvon Quinerly	G	8-16	3-6	0-0	0	1	1	2	19	2	3	0	26:45
4	Juwan Gary	F	1-1	0-0	1-2	0	0	0	2	3	0	3	0	06:26
33	James Rojas	F	2-4	1-2	4-4	3	3	6	2	9	0	1	1	14:27
	Team					1	0	1				0		
<b>Totals</b>			21-65	7-28	15-17	17	28	45	17	64	9	14	3	200:00

FG % 1st: 12-30 40.0% 2nd: 9-35 25.7% Game: 21-65 32.3%  
 3PT % 1st: 5-12 41.7% 2nd: 2-6 33.3% Game: 7-28 25.0%  
 FT % 1st: 5-6 83.3% 2nd: 10-11 90.9% Game: 15-17 88.2%

Game Time: 5:01 PM  
 Game Duration: 2:02

#### Mississippi State • 59 • 13-12 (7-9)

##	Player		Total FG-FGA	3-Ptr FG-FGA	FT-FTA	Rebounds		PF	TP	A	TO	Blk	Stl	Min
						Off	Def							
24	Abdul Ado	F	4-6	0-0	1-2	2	7	9	0	9	1	1	4	29:26
35	Tolu Smith	F	6-9	0-0	0-2	5	8	13	3	12	0	4	0	35:09
0	Jalen Johnson	G	3-7	1-4	0-0	1	2	3	1	7	0	1	0	19:39
1	Iverson Molinar	G	5-15	0-1	1-2	1	5	6	4	11	0	4	1	34:37
3	D.J. Stewart Jr.	G	4-12	0-3	7-9	0	1	1	1	15	4	4	1	34:23
5	Deivon Smith	G	1-6	0-1	0-0	0	3	3	2	2	4	0	0	19:51
20	Derek Fountain	G	1-3	0-2	1-2	1	1	2	2	3	1	1	0	18:36
32	Quinten Post	G	0-1	0-1	0-0	0	1	1	2	0	0	0	1	05:33
2	Javian Davis	G	0-0	0-0	0-0	0	0	0	1	0	0	0	0	02:37
4	Cameron Matthews	G	0-0	0-0	0-0	0	0	0	1	0	0	0	0	00:09
	Team					1	1	2				1		
<b>Totals</b>			24-59	1-12	10-17	11	29	40	17	59	10	16	7	200:00

FG % 1st: 9-31 29.0% 2nd: 15-28 53.6% Game: 24-59 40.7%  
 3PT % 1st: 1-6 16.7% 2nd: 0-6 0.0% Game: 1-12 8.3%  
 FT % 1st: 2-6 33.3% 2nd: 8-11 72.7% Game: 10-17 58.8%

Officials: Mike Nance, Chuck Jones, Robert Felder  
 Technical fouls: Alabama - NONE Mississippi State - NONE  
 Attendance: 1000

Score by periods	1st	2nd	Total
Alabama	34	30	64
Mississippi State	21	38	59

	In	Off	2nd	Fast
Points	Paint	T/O	Chance	Break
UA	26	12	10	19
MSU	36	11	17	6

Last FG - UA 2nd-0:12, MSU 2nd-0:03  
 Largest lead - UA by 13 1st-0:33, MSU by 3 1st-12:44  
 UA led for 33:17, MSU led for 4:43, Game was tied for 02:00

Score tied - 1 time,  
 Lead changed - 3 times.



# MISSISSIPPI STATE • SEC STANDINGS/LEADERS • NET RANKINGS/BREAKDOWN

## 2020-21 SEC STANDINGS • 03/02

TEAM	SEC	PCT.	OVERALL	PCT.
Alabama	14-2	.875	19-6	.760
Arkansas	11-4	.733	19-5	.792
Florida	9-5	.643	13-6	.684
LSU	9-6	.600	14-8	.636
Tennessee	9-7	.563	16-7	.696
Ole Miss	8-8	.500	13-10	.565
Missouri	7-7	.500	14-7	.667
Kentucky	7-8	.467	8-14	.364
<b>Mississippi State</b>	<b>7-9</b>	<b>.438</b>	<b>13-12</b>	<b>.520</b>
Georgia	7-10	.412	14-10	.583
Auburn	6-10	.375	12-13	.480
South Carolina	4-10	.286	6-12	.333
Texas A&M	2-6	.250	8-7	.533
Vanderbilt	3-11	.214	7-13	.350

## SATURDAY, FEBRUARY 20

### Mississippi State 56, Ole Miss 46

No. 8 Alabama 82, Vanderbilt 78  
 Kentucky 70, No. 19 Tennessee 55  
 No. 20 Missouri 93, South Carolina 78  
 Florida 70, Georgia 63  
 LSU 104, Auburn 80

## TUESDAY, FEBRUARY 23

Ole Miss 60, No. 24 Missouri 53  
 Florida 74, Auburn 57  
 Georgia 91, LSU 78

## WEDNESDAY, FEBRUARY 24

### Mississippi State 69, South Carolina 48

No. 20 Arkansas 81, No. 6 Alabama 66  
 No. 25 Tennessee 70, Vanderbilt 58

## SATURDAY, FEBRUARY 27

### No. 6 Alabama 64, Mississippi State 59

No. 20 Arkansas 83, LSU 75  
 Auburn 77, No. 25 Tennessee 72  
 Florida 71, Kentucky 67  
 South Carolina 91, Georgia 70  
 Vanderbilt 75, Ole Miss 70

## TUESDAY, MARCH 2

No. 12 Arkansas at South Carolina [SECN] 5:30 p.m.  
 Auburn at No. 8 Alabama [ESPN2] 6 p.m.  
 Vanderbilt at LSU [SECN] 7:30 p.m.  
 Kentucky at Ole Miss [ESPN] 8 p.m.

## WEDNESDAY, MARCH 3

Missouri at Florida [SECN] 5:30 p.m.  
**Mississippi State at Texas A&M [SECN] 7:30 p.m.**

## SATURDAY, MARCH 6

South Carolina at Kentucky [ESPN] 11 a.m.  
**Mississippi State at Auburn [SECN] 12 p.m.**  
 No. 8 Alabama at Georgia [CBS] 1 p.m.  
 LSU at Missouri [SECN] 2 p.m.  
 Texas A&M at No. 12 Arkansas [SECN] 4 p.m.  
 Vanderbilt at Ole Miss [SECN] 6 p.m.

## SUNDAY, MARCH 7

Florida at Tennessee [ESPNU] 11 a.m.

[ESPN/ESPN2/ESPNU/SECN] - ESPN Family • Watch ESPN App  
 [CBS] - CBS • [CBS-SN] - CBS College Sports Network • Cable Channel

## NET RANKING • 2020-21

79 • 02/28/2021

### NET WIN AVG • 149

### STRENGTH OF SCHEDULE • 59

Record vs. NET 1-25  
 Home  
 Away  
 Neutral

Record vs. NET 26-50

Home  
 Away  
 Neutral

Record vs. NET 51-100

Home  
 Away  
 Neutral

Record vs. NET 101-200

Home  
 Away  
 Neutral

Record vs. NET 201 +

Home  
 Away  
 Neutral

### OPPONENT NET

### NON-CONFERENCE [SITE]

RANK	SCORE
11/25 • Clemson [N]	34 L • 53-42
11/26 • Liberty [N]	82 L • 84-73
11/30 • Texas State [H]	147 W • 68-51
12/04 • North Texas [H]	64 W • 69-63
12/08 • Jackson State [H]	264 W • 82-59
12/12 • Dayton [N]	90 L • 85-82 • 2 OT
12/16 • Central Arkansas [H]	324 W • 81-65
12/21 • Mississippi Valley State [H]	347 W • 87-48
01/30 • Iowa State [H]	226 W • 95-56

### SCHEDULE NOTE

Mississippi State had Quad 1 games originally scheduled at Minnesota [72] on 12/16 and versus Utah State [50] in Panama City Beach on 12/21.

## MISSISSIPPI STATE • 2020-21 SEC RANKINGS & LEADERS • AS OF 03/02

CATEGORY	AVG	ALL • SEC
Points	69.6 • 66.4	12th • 13th
OPP Points	65.6 • 67.2	4th • 3rd
Scoring Margin	+4.1 • -0.8	7th • 8th
FG Percentage	45.3 • 44.3	5th • 5th
OPP FG Percentage	40.2 • 40.8	2nd • 2nd
3-PT Percentage	35.0 • 33.2	4th • 6th
OPP 3-PT Percentage	32.3 • 32.3	8th • 4th
3-PT FG Made	5.4 • 5.1	13th • 13th
FT Percentage	65.1 • 69.3	14th • 10th
Rebounds	38.8 • 37.7	4th • 5th
OPP Rebounds	31.9 • 33.2	2nd • 2nd
Rebounding Margin	+7.0 • +4.5	1st • 1st
Offensive Rebounds	12.2 • 10.8	5th • 9th
Offensive Rebounds Percentage	35.6 • 32.4	1st • 4th
Defensive Rebounds	26.6 • 26.9	3rd • 2nd
Defensive Rebounds Percentage	73.2 • 71.7	2nd • 3rd
Assists	13.0 • 12.5	9th • 9th
Assist/Turnover Ratio	0.9 • 0.8	11th • 13th
Turnover Margin	-2.3 • -3.6	13th • 14th
Steals	6.8 • 7.5	10th • 8th
Blocks	4.7 • 5.0	5th • 4th

### ABDUL ADO

CATEGORY	ALL • SEC	ALL • SEC
Blocks	1.9 • 2.3	3rd • 3rd
Offensive Rebounds	2.4 • 2.5	8th • 8th
Rebounds	6.4 • 6.4	11th • 10th

## QUADRANT 1 • H (1-30) • N (1-50) • A (1-75)

Overall: 2-6 • Home: 1-1 • Away: 1-3 • Neutral: 0-2

Remaining Quad 1 Games: 1 (1 Away)

## QUADRANT 2 • H (31-75) • N (51-100) • A (76-135)

Overall: 5-4 • Home: 2-2 • Away: 1-3 • Neutral: 0-2

Remaining Quad 2 Games: 0

## QUADRANT 3 • H (76-160) • N (101-200) • A (136-240)

Overall: 2-2 • Home: 2-2 • Away: 0-0 • Neutral: 0-0

Remaining Quad 3 Games: 1 (1 Away)

## QUADRANT 4 • H (161+) • N (201+) • A (241+)

Overall: 4-0 • Home: 4-0 • Away: 0-0 • Neutral: 0-0

Remaining Quad 4 Games: 0

### ADDITIONAL METRICS • 02/28/2021

ESPN.com BPI • ESPN Strength of Record	58 • 84
KenPom.com • Jeff Sagarin	66 • 73

### OPPONENT NET

SEC	RANK	SCORE
12/30 • Georgia [A]	92	W • 83-73
01/02 • Kentucky [H]	65	L • 78-73 • 2 OT
01/05 • Missouri [H]	47	W • 78-63
01/09 • Vanderbilt [A]	117	W • 84-81
01/13 • Texas A&M [H]	141	L • 56-55
01/16 • Florida [H]	26	W • 72-69
01/19 • Ole Miss [H]	60	L • 66-48
01/23 • Alabama [A]	9	L • 81-73
01/26 • Tennessee [A]	22	L • 56-53
02/02 • Arkansas [A]	19	L • 61-45
02/06 • South Carolina [A]	112	W • 75-59
02/10 • LSU [H]	30	L • 94-80
02/13 • Vanderbilt [H]	117	L • 72-51
02/20 • Ole Miss [A]	60	W • 66-56
02/24 • South Carolina [H]	112	W • 68-49
02/27 • Alabama [H]	9	L • 64-59
03/03 • Texas A&M [A]	141	Q3
03/06 • Auburn [A]	71	Q1

### IVERSON MOLINAR

CATEGORY	ALL • SEC	ALL • SEC
Points	16.3 • 15.6	6th • T-9th
Field Goal Percentage	46.7 • 44.4	7th • 6th
Free Throw Percentage	81.6 • 84.7	8th • 4th
Minutes	32.0 • 32.7	9th • 9th

### D.J. STEWART JR.

CATEGORY	ALL • SEC	ALL • SEC
Minutes	34.8 • 35.6	2nd • 3rd
Points	16.5 • 15.6	5th • T-9th
Field Goal Percentage	42.8 • 40.7	10th • 13th
Free Throw Percentage	79.2 • 86.6	11th • 3rd
Steals	1.4 • 1.8	13th • 3rd
Assists	3.1	NR • T-12th
Assist-to-Turnover	1.0	NR • 13th

### TOLU SMITH

CATEGORY	ALL • SEC	ALL • SEC
Offensive Rebounds	3.4 • 3.0	1st • T-1st
Rebounds	8.6 • 8.6	2nd • 2nd
Defensive Rebounds	5.3 • 5.6	4th • 2nd
Minutes	30.8 • 31.8	15th • 15th

# MISSISSIPPI STATE • TOP 25 BREAKDOWN

## ASSOCIATED PRESS TOP 25 • WEEK 15 • 03/01/2021

RANK	TEAM	RECORD	PTS	PR
1	Gonzaga (59)	24-0	1571	1
2	Michigan (4)	18-1	1512	3
3	Baylor	18-1	1450	2
4	Illinois	18-6	1350	5
5	Iowa	18-7	1266	9
6	West Virginia	17-6	1210	10
7	Ohio State	18-7	1163	4
8	<b>Alabama</b>	<b>19-6</b>	<b>1130</b>	<b>6</b>
9	Houston	20-3	1109	12
10	Villanova	15-4	942	8
11	Florida State	14-4	897	11
12	<b>Arkansas</b>	<b>19-5</b>	<b>847</b>	<b>20</b>
13	Kansas	18-8	785	17
14	Creighton	17-6	669	13
15	Texas	14-7	650	14
16	Oklahoma	14-7	584	7
17	Oklahoma State	16-6	553	RV
18	Texas Tech	15-8	494	18
19	San Diego State	19-4	406	22
20	Loyola • Chicago	21-4	367	21
21	Virginia	15-6	362	15
22	Virginia Tech	15-5	335	16
23	Purdue	16-8	192	RV
24	Colorado	19-7	150	RV
25	Wisconsin	16-9	106	23

## RECEIVING VOTES

Brigham Young • BYU 101, Southern Cal • USC 88, **Clemson 47, Florida 24, Tennessee 19**, St. Bonaventure 16, Oregon 15, **Missouri 13**, Wichita State 11, Maryland 9, Toledo 8, Connecticut • UConn 5, Belmont 5, Winthrop 4, North Carolina 4, UCLA 2, Louisville 2, UC Santa Barbara 1, Drake 1

## DROPPED FROM RANKINGS

No. 19 Southern Cal • USC • **No. 24 Missouri** • **No. 25 Tennessee**

## THE VOTERS

NR • Bob Ballou • KEYE-TV • Austin  
 NR • Chris Basnett • Lincoln Journal Star  
 NR • Mark Berman • Roanoke Times  
 NR • Sam Blum • Dallas Morning News  
 NR • Dave Borges • New Haven Register  
 NR • Jeff Borzello • ESPN  
 NR • Rick Bozich • WDRB-TV • Louisville  
 NR • Kevin Brockway • Gainesville Sun  
 NR • Lauren Brownlow • WRAL-TV • Durham  
 NR • Joe Buettner • Norman Transcript  
 NR • Jeff Call • Salt Lake City Deseret News  
 NR • Jerry Carino • Gannett • New Jersey  
 NR • David Cloninger • The State Columbia  
 NR • Clayton Collier • WATN-TV • Memphis  
 NR • James Crepea • The Oregonian  
 NR • Seth Davis • CBS/Sports Illustrated  
 NR • Luke DeCock • Raleigh News & Observer  
 NR • Donna Ditota • Syracuse Post-Standard  
 NR • Doug Doughty • Roanoke Times  
 NR • Jack Ebling • WSYM-TV • Lansing  
 NR • Wayne Epps • Richmond Times  
 NR • John Feinstein • National Public Radio • Washington DC  
 NR • Marcus Fuller • St. Paul Pioneer Press  
 NR • Geoff Grammer • Albuquerque Journal  
 NR • Adam Grosbard • Orange County Register  
 NR • Jordan Hansen • Missoulian • Montana  
 NR • Steve Hewitt • Boston Herald  
 NR • Brian Holland • WVLA-TV • Baton Rouge  
 NR • Bob Holt • Arkansas Democrat-Gazette  
 NR • Donald Hunt • Philadelphia Tribune  
 NR • Cecil Hurt • Tuscaloosa News  
 NR • David Jablonski • Dayton Daily News  
 NR • Justin Jackson • Morgantown Dominion Post  
 NR • Ethan Joyce • Winston-Salem Journal  
 NR • Joe Juliano • Philadelphia Inquirer

## THE VOTERS

NR • Lauren Kirschman • Seattle News Tribune  
 NR • Paul Klee • Denver Gazette  
 NR • Zach Klein • WSB-TV • Atlanta  
 NR • Chad Leistikow • Des Moines Register  
 NR • Dave Matter • St. Louis Post-Dispatch  
 NR • Brian McInnis • Honolulu Star-Advertiser  
 NR • Kevin McNamara • Providence Journal  
 NR • Stephen Means • Cleveland.com  
 NR • Craig Meyer • Pittsburgh Post-Gazette  
 NR • Sheldon Mickles • Baton Rouge Advocate  
 NR • Chris Murray • Reno Gazette Journal  
 NR • Matt Murschel • Orlando Sentinel  
 NR • Jesse Newell • Kansas City Star  
 NR • Bruce Pascoe • Arizona Daily Star  
 NR • Dave Preston • WTOP-FM • Washington DC  
 NR • Troy Provost-Heron • Knoxville Daily Times  
 NR • Jeff Rabjohns • 247Sports • Indianapolis  
 NR • B.J. Rains • Idaho Press-Tribune  
 NR • Scott Richey • Champaign News-Gazette  
 NR • Jon Rothstein • CBS & Sports Illustrated  
 NR • Shannon Ryan • Chicago Tribune  
 NR • Ben Steele • Milwaukee Journal Sentinel  
 NR • Nick Suss • Jackson Clarion Ledger  
 NR • Edgar Thompson • Orlando Sentinel  
 NR • Dick Vitale • ESPN  
 NR • Josh Vitale • Montgomery Advertiser  
 NR • Ken Weinman • WJZ-FM • Baltimore  
 NR • John Werner • Waco Tribune-Herald  
 NR • Jon Wilner • San Jose Mercury News  
 NR • Scott Wolf • Los Angeles Daily News

## TRACKING THE BULLDOGS • ASSOCIATED PRESS TOP 25 POLL

WEEK	DATE	RANK	POINTS
PRE	11/09	-	0
2	11/30	-	0
3	12/07	-	0
4	12/14	-	0
5	12/21	-	0
6	12/28	-	0
7	01/04	-	0
8	01/11	-	0
9	01/18	-	0
10	01/25	-	0
11	02/01	-	0
12	02/08	-	0
13	02/15	-	0
14	02/22	-	0
15	03/01	-	0
16	03/08	-	0
FINAL	03/15	-	0

## TRACKING THE BULLDOGS • USA TODAY COACHES TOP 25 POLL

WEEK	DATE	RANK	POINTS
PRE	11/12	-	0
2	11/30	No Poll	0
3	12/07	-	0
4	12/14	-	0
5	12/21	-	0
6	12/28	-	0
7	01/04	-	0
8	01/11	-	0
9	01/18	-	0
10	01/25	-	0
11	02/01	-	0
12	02/08	-	0
13	02/15	-	0
14	02/22	-	0
15	03/01	-	0
16	03/08	-	0
17	03/15	-	0
FINAL	04/06	-	0

## USA TODAY/COACHES TOP 25 • WEEK 15 • 03/01/2021

RANK	TEAM	RECORD	PTS	PR
1	Gonzaga (31)	24-0	799	1
2	Michigan (1)	18-1	764	3
3	Baylor	18-1	733	2
4	Illinois	18-6	670	4
5	<b>Alabama</b>	<b>19-6</b>	<b>576</b>	<b>7</b>
	West Virginia	17-6	576	13
7	Houston	20-3	556	10
8	Iowa	18-7	554	12
9	Villanova	15-4	541	6
10	Ohio State	18-7	517	5
11	Florida State	14-4	485	9
12	Creighton	17-6	385	11
13	<b>Arkansas</b>	<b>19-5</b>	<b>376</b>	<b>20</b>
14	Kansas	18-8	359	19
15	Oklahoma	14-7	323	8
16	Texas	14-7	252	16
17	Oklahoma State	14-7	248	22
18	Texas Tech	15-8	240	17
19	Virginia Tech	15-5	224	15
20	Virginia	15-6	217	14
21	San Diego State	19-4	183	25
22	Loyola • Chicago	21-4	179	23
23	Purdue	16-8	130	RV
24	Southern Cal • USC	19-6	119	18
25	Oregon	16-5	97	23

## RECEIVING VOTES

Wisconsin 43, Colorado 43, UCLA 25, Brigham Young • BYU 25, Wichita State 21, Maryland 21, Drake 19, **Clemson 18, Florida 14**, Connecticut • UConn 14, **Missouri 12**, Belmont 11, **Tennessee 9**, Winthrop 6, North Carolina 6, Rutgers 3, Xavier • Ohio 2, Louisville 2, Toledo 1, St. Bonaventure 1, Michigan State 1.

## DROPPED FROM RANKINGS

No. 24 Wisconsin

## THE VOTERS

Randy Bennett • Saint Mary's  
 Jim Boeheim • Syracuse  
 Glenn Braica • St. Francis Brooklyn  
 Scott Drew • Baylor  
 Matt Driscoll • North Florida  
 Baker Dunleavy • Quinnipiac  
 John Gallagher • Hartford  
 Michael Huger • Bowling Green  
 Ron Hunter • Tulane  
 George Ivory • Arkansas-Pine Bluff  
 Ben Jacobson • Northern Iowa  
 Chris Jans • New Mexico State  
 Rob Jeter • Western Illinois  
 James Jones • Yale  
 Greg Kampe • Oakland  
 Shantay Legans • Eastern Washington  
 Grant McCasland • North Texas  
 Mike McConathy • Northwestern State  
 Robert McCullum • Florida A&M  
 Greg McDermott • Creighton  
 Matt McMahon • Murray State  
 Wes Miller • UNC Greensboro  
 Dan Monson • Long Beach State  
 Chris Mooney • Richmond  
 Nate Oats • Alabama  
 T.J. Otzelberger • UNLV  
 Matt Painter • Purdue  
 Brett Reed • Lehigh  
 Tubby Smith • High Point  
 Zach Spiker • Drexel  
 Wayne Tinkle • Oregon State  
 Darrell Walker • Little Rock • UALR

## MISSISSIPPI STATE RECORD BREAKDOWN

	OVR	SEC	BH
At Home	9-6	3-6	76-25
On Road	4-3	4-3	21-39
At Neutral Sites	0-3	0-0	14-15
Day Games	3-2	3-1	34-24
Night Games (At/After 5 p.m. local time)	10-10	4-8	77-55
Overtime Games	0-2	0-1	1-7
Games Decided by 10 Pts or Less	5-6	4-5	48-50
Games Decided by 5 Pts or Less	2-5	2-4	22-30
Games Following a Loss	7-4	4-3	48-31
Games Following a Win	5-8	2-5	62-48
In November	1-2	0-0	26-9
In December	5-1	1-0	29-7
In January	4-5	3-5	21-29
In February	3-4	3-4	25-23
In March	0-0	0-0	10-11

SCORING	OVR	SEC	BH
Mississippi State Leads at Halftime	12-4	6-2	85-13
Mississippi State Trails at Halftime	1-8	1-7	21-65
Tied at Halftime	0-0	0-0	5-1
Mississippi State Scores Less Than 60	0-7	0-6	1-24
Mississippi State Scores 60-69	4-0	2-0	25-20
Mississippi State Scores 70-79	3-3	3-2	37-25
Mississippi State Scores 80-89	5-2	2-1	31-9
Mississippi State Scores 90+	1-0	0-0	17-1
Opponent Scores Less Than 60	7-3	3-2	43-5
Opponent Scores 60-69	4-3	2-3	34-15
Opponent Scores 70-79	1-2	1-2	26-22
Opponent Scores 80-89	1-3	1-1	8-30
Opponent Scores 90+	0-1	0-1	0-7

REBOUNDING	OVR	SEC	BH
Mississippi State Out-Rebounds Opponent	13-6	7-3	81-32
Opponent Out-Rebounds Mississippi State	0-5	0-5	24-46
Equal Rebounds	0-1	0-1	6-1
Mississippi State Has 40+	9-4	4-3	42-18
Mississippi State Has Fewer Than 40	4-8	3-6	69-61

FIELD GOALS	OVR	SEC	BH
Mississippi State Has Higher FG%	13-2	7-1	97-20
Mississippi State Has Lower FG%	0-10	0-8	13-58
Equal Field Goal Percentage	0-0	0-0	1-1
Mississippi State Shoots Higher Than 40%	13-7	7-5	106-43
Mississippi State Shoots Lower Than 40%	0-5	0-4	5-36
Opponent Shoots Higher Than 40%	3-8	3-6	57-65
Opponent Shoots Lower Than 40%	10-4	4-3	54-14
Mississippi State Shoots Higher Than 50%	4-2	2-1	56-8
Opponent Shoots Higher Than 50%	0-2	0-0	8-21

FREE THROWS	OVR	SEC	BH
Mississippi State Attempts More FTs	9-9	5-7	77-24
Mississippi State Attempts Fewer FTs	3-2	1-1	30-54
Equal Free Throw Attempts	1-1	1-1	4-1
Mississippi State Makes More FTs	8-5	5-4	72-20
Mississippi State Makes Fewer FTs	4-7	2-5	36-57
Equal Free Throw Makes	1-0	0-0	3-2
Mississippi State Makes 15 or more FTs	5-4	3-3	53-23
Mississippi State Makes 20 or more FTs	1-0	0-0	18-3
Mississippi State Makes 25 or more FTs	0-0	0-0	8-1

## O - OVERALL SEC - SEC BH - BEN HOWLAND ERA

## ALL GAMES

SCORE BY PERIOD	1	2	OT	OT2	TOTAL
Mississippi State	807	904	15	15	1741
Opponents	757	844	15	23	1639

## SEC GAMES

SCORE BY PERIOD	1	2	OT	OT2	TOTAL
Mississippi State	500	550	7	5	1062
Opponents	504	554	7	10	1075

## MISSISSIPPI STATE PERFORMANCE LIST

DOUBLE-FIGURE SCORING	20-21	MSU CAREER
D.J. Stewart Jr.	21 • 13-8	34 • 24-11
Iverson Molinar	19 • 11-8	24 • 16-8
Abdul Ado	3 • 2-1	23 • 14-9
Tolu Smith	17 • 10-7	17 • 10-7
Jalen Johnson	6 • 5-1	6 • 5-1
Deivon Smith	4 • 2-2	4 • 2-2
Javian Davis	1 • 1-0	1 • 1-0
Derek Fountain	1 • 0-1	1 • 0-1
Quinten Post	1 • 1-0	1 • 1-0

10+ REBOUNDS	20-21	MSU CAREER
Abdul Ado	1 • 0-1	12 • 5-7
Tolu Smith	9 • 5-4	9 • 5-4
Quinten Post	1 • 0-1	1 • 0-1

DOUBLE-DOUBLES	20-21	MSU CAREER
Tolu Smith	7 • 4-3	7 • 4-3
Abdul Ado	-	5 • 2-3

30+ SCORING	20-21	CAREER
D.J. Stewart Jr.	1 • 0-1	1 • 0-1

20+ SCORING	20-21	CAREER
Iverson Molinar	6 • 5-1	7 • 6-1
D.J. Stewart Jr.	6 • 3-3	7 • 4-3
Tolu Smith	3 • 1-2	3 • 1-2
Derek Fountain	1 • 0-1	1 • 0-1

5+ ASSISTS	20-21	CAREER
Iverson Molinar	3 • 1-2	5 • 3-2
Deivon Smith	5 • 2-3	5 • 2-3
D.J. Stewart Jr.	4 • 4-0	5 • 4-1
Cameron Matthews	1 • 1-0	1 • 1-0

5+ BLOCKS	20-21	CAREER
Abdul Ado	1 • 1-0	6 • 5-1

5+ STEALS	20-21	CAREER
D.J. Stewart Jr.	1 • 0-1	1 • 0-1

## MISSISSIPPI STATE RECORD BY STARTING LINEUP

1. Molinar • Stewart Jr. • Johnson • T. Smith • Ado	6-5
2. Molinar • Stewart Jr. • Matthews • T. Smith • Ado	3-2
3. D. Smith • Stewart Jr. • Matthews • T. Smith • Ado	1-2
4. D. Smith • Molinar • Stewart Jr. • T. Smith • Ado	1-2
5. Molinar • Stewart Jr. • Fountain • T. Smith • Ado	1-1
6. D. Smith • Stewart Jr. • Fountain • T. Smith • Ado	1-0

GAMES AS LEADING SCORER	20-21	CAREER
D.J. Stewart Jr.	13 • 6-7	14 • 7-7
Iverson Molinar	9 • 6-3	10 • 7-3
Tolu Smith	5 • 1-4	5 • 1-4
Abdul Ado	-	2 • 2-0

• Stewart Jr. and T. Smith each had 12 PTS vs. Clemson • Stewart Jr. and T. Smith 20 PTS vs. Liberty

GAMES AS LEADING REBOUNDER	20-21	CAREER
Abdul Ado	8 • 5-3	30 • 20-10
Tolu Smith	19 • 9-10	19 • 9-10
Javian Davis	2 • 1-1	2 • 1-1
Iverson Molinar	2 • 1-1	2 • 1-1
Deivon Smith	1 • 0-1	1 • 0-1
D.J. Stewart Jr.	-	1 • 0-1

• Ado, Davis and Tolu Smith each had 7 REB vs. Dayton • Ado, Molinar and Tolu Smith each had 8 REB at Vanderbilt • Ado and Tolu Smith each had 7 REB vs. Iowa State • Molinar, Deivon Smith and Tolu Smith each had 6 REB vs. Vanderbilt •

## LARGEST LEADS • DEFICITS • RUNS

	MSU LEAD	OPP LEAD	LARGEST MSU RUN
vs. Clemson	7	16	7-0 • 2x
vs. Liberty	4	13	7-0
Texas State	23	5	8-0
North Texas	13	-	11-0
Jackson State	30	5	16-0
vs. Dayton	8	6	7-0
Central Arkansas	19	-	8-0
Mississippi Valley State	39	2	11-0
at Georgia [SEC]	20	-	10-0
Kentucky [SEC]	9	8	8-0
No. 13 Missouri [SEC]	15	14	15-0
at Vanderbilt [SEC]	11	7	8-0
Texas A&M [SEC]	13	4	7-0
Florida [SEC]	11	4	12-0
Ole Miss [SEC]	4	20	7-0
at No. 18 Alabama [SEC]	6	11	7-0
at No. 18 Tennessee [SEC]	5	11	8-0
Iowa State	39	3	11-0
at Arkansas [SEC]	13	19	14-0
at South Carolina [SEC]	18	6	13-0
LSU [SEC]	6	17	8-0
Vanderbilt [SEC]	2	21	7-0
at Ole Miss [SEC]	15	-	7-0
South Carolina [SEC]	21	1	9-0
No. 6 Alabama [SEC]	3	13	6-0



## GAME-BY-GAME COMPARISON • MISSISSIPPI STATE/OPPONENT

DATE • OPPONENT	1ST	2ND • OT	SCORE • MARGIN	FGM-FGA	FG PCT	3PT	FT	REB • MARGIN	ASST	TO	BLK	STL	FOULS
11/25 • vs. Clemson	19-26	23-27	53-42 • -11	15-50 • 19-54	30.0 • 35.2	4-13 • 5-25	8-27 • 10-15	42-37 • +5	6/13	19/14	2/2	7/5	20/21
11/26 • vs. Liberty	41-40	32-44	84-73 • -11	27-47 • 28-53	57.4 • 52.8	4-10 • 19-39	15-19 • 9-14	29-19 • +10	17/22	13/7	4/3	3/3	16/17
11/30 • Texas State	26-24	42-27	68-51 • +17	25-58 • 17-53	43.1 • 32.1	9-23 • 4-15	9-12 • 13-18	46-27 • +19	17/7	15/7	7/2	2/6	20/14
12/04 • North Texas	29-20	40-43	69-63 • +6	26-54 • 20-56	48.1 • 35.7	1-10 • 7-23	16-22 • 16-20	38-34 • +4	6/11	10/9	7/0	4/2	21/18
12/08 • Jackson State	34-30	48-29	82-59 • +23	27-61 • 19-52	44.3 • 36.5	8-18 • 10-24	20-33 • 11-14	50-25 • +25	15/12	14/18	4/3	6/6	15/27
12/12 • vs. Dayton	33-25	31-39 • 18-21	85-82 • 2 OT • -3	34-75 • 29-55	45.3 • 52.7	5-17 • 8-22	9-22 • 19-26	33-32 • +1	13/18	14/17	2/4	8/5	21/16
12/16 • Central Arkansas	39-35	42-30	81-65 • +16	29-61 • 24-61	47.5 • 39.3	10-21 • 7-18	13-19 • 10-12	41-33 • +8	11/14	11/11	5/3	4/6	13/16
12/21 • Mississippi Valley State	42-25	45-23	87-48 • +39	33-59 • 17-55	55.9 • 30.9	9-23 • 10-39	12-22 • 4-5	47-24 • +23	19/11	13/16	2/1	9/5	13/19
12/30 • at Georgia [SEC]	41-27	42-46	83-73 • +10	29-66 • 26-65	43.9 • 40.0	12-27 • 9-25	13-18 • 12-18	42-41 • +1	16/16	12/15	7/2	8/4	17/17
01/02 • Kentucky [SEC]	35-30	26-31 • 12-17	78-73 • -5	26-69 • 32-77	37.7 • 41.6	5-15 • 11-21	16-23 • 3-8	48-46 • -2	17/18	16/18	7/10	10/10	14/17
01/05 • No. 13 Missouri [SEC]	27-39	51-24	78-63 • +15	28-54 • 26-58	51.9 • 44.8	3-6 • 5-18	19-21 • 6-6	37-22 • +15	11/15	11/8	5/3	6/6	10/19
01/09 • at Vanderbilt [SEC]	36-35	48-46	84-81 • +3	31-51 • 25-60	60.8 • 41.7	4-7 • 15-33	18-28 • 16-21	34-30 • +4	9/19	12/10	3/2	7/4	19/19
01/13 • Texas A&M [SEC]	33-23	22-33	56-55 • -1	22-51 • 23-53	43.1 • 43.4	5-14 • 3-10	6-10 • 7-9	32-27 • +5	11/8	15/11	6/3	6/7	13/11
01/16 • Florida [SEC]	32-29	40-40	72-69 • +3	29-60 • 25-61	48.3 • 41.0	1-8 • 5-19	13-24 • 14-16	47-26 • +21	14/11	15/11	6/7	6/5	15/17
01/19 • Ole Miss [SEC]	21-29	25-35	64-46 • -16	18-52 • 26-57	34.6 • 45.6	4-14 • 5-18	6-10 • 7-8	37-31 • -6	12/10	12/10	5/5	6/10	9/12
01/23 • at No. 18 Alabama [SEC]	35-40	38-41	81-73 • -8	27-61 • 28-61	44.3 • 45.9	4-14 • 14-34	15-17 • 11-13	36-32 • +4	7/21	16/15	5/6	13/13	12/12
01/26 • at No. 18 Tennessee [SEC]	23-26	30-30	56-53 • -3	17-52 • 20-54	32.7 • 37.0	3-13 • 3-19	16-23 • 13-18	42-30 • +12	7/15	18/11	4/6	9/8	20/18
01/30 • Iowa State	44-28	51-28	95-56 • +39	37-73 • 17-50	50.7 • 34.0	8-19 • 4-24	13-19 • 18-25	41-34 • +7	21/8	10/21	4/3	9/5	17/19
02/02 • at Arkansas [SEC]	22-28	23-33	61-45 • -16	15-49 • 23-64	30.6 • 35.9	5-19 • 2-17	10-18 • 13-14	45-34 • -11	10/13	26/17	4/6	9/10	18/16
02/06 • at South Carolina [SEC]	36-30	39-29	75-59 • +16	26-56 • 19-61	46.4 • 31.1	10-19 • 5-25	13-18 • 16-23	46-30 • +16	14/11	21/14	6/5	7/9	22/16
02/10 • LSU [SEC]	39-41	41-53	94-80 • -14	30-56 • 38-62	53.6 • 61.3	9-24 • 10-22	11-16 • 8-11	28-28 • EVEN	18/22	15/7	2/1	3/6	13/15
02/13 • Vanderbilt [SEC]	30-45	21-27	72-51 • -21	22-52 • 25-55	42.3 • 45.5	5-19 • 13-30	2-4 • 9-12	36-27 • -9	14/16	17/13	5/1	8/13	13/9
02/20 • at Ole Miss [SEC]	31-25	35-31	66-56 • +10	25-49 • 21-55	51.0 • 38.2	2-9 • 5-19	14-18 • 9-11	32-30 • +2	15/10	14/14	2/5	8/4	15/17
02/24 • South Carolina [SEC]	38-23	31-25	69-48 • +21	24-51 • 18-62	47.1 • 29.0	4-12 • 4-21	17-22 • 8-11	49-24 • +25	16/9	21/11	6/5	8/7	15/14
02/27 • No. 6 Alabama [SEC]	21-34	38-30	64-59 • -5	24-59 • 21-65	40.7 • 32.3	1-12 • 7-28	10-17 • 15-17	45-40 • -5	10/9	16/14	7/3	5/11	17/17

## BREAKDOWN • LINEUP COMBOS • MARGIN OF VICTORY • FG PERCENTAGE • LEADING/TRAILING/TIED AT HALFTIME

### LINEUP COMBINATIONS

GAMES	RECORD	STARTING FIVE • G-G-F-F-F • G-G-F-F-F • G-G-F-F-F	GAMES	RECORD	STARTING FIVE • G-G-F-F-F • G-G-F-F-F • G-G-F-F-F
1-3	1-2	D. Smith • Stewart Jr. • Matthews • T. Smith • Ado	7-16 • 25	6-5	Molinar • Stewart Jr. • Johnson • T. Smith • Ado
4-6 • 17-18	3-2	Molinar • Stewart Jr. • Matthews • T. Smith • Ado	19-21	1-2	D. Smith • Molinar • Stewart Jr. • T. Smith • Ado
22-23	1-1	Molinar • Stewart Jr. • Fountain • T. Smith • Ado	24	1-0	D. Smith • Stewart Jr. • Fountain • T. Smith • Ado

### WINS • 13

+3 (2x • at VANDY • UF) • +6 (UNT) • +10 (2 • at UGA • at OM) • +15 (#13 MIZZOU) • +16 (2x • UCA • at SC) • +17 (TXST) • +21 (SC) • +23 (JSU) • +39 (2x • MVST • ISU) •

### LOSSES • 12

-1 (A&M) • -3 (2x • vs. DAY • at #18 UT) • -5 (2x • #6 BAMA • UK) • -8 (at #18 BAMA) • -11 (2x • vs. Clem • vs. LIB) • -14 (LSU) • -16 (2x • OM • at ARK) • -21 (VANDY)

### MISSISSIPPI STATE FROM THE FIELD

30-39% FG: vs. CLEM (30.0) • UK (37.7) • OM (34.6) • at #18 UT (32.7) • at ARK (30.6) •  
 40-49% FG: TXST (43.1) • UNT (48.1) • JSU (44.3) • vs. DAY (45.3) • UCA (47.5) • at UGA (43.9) • A&M (43.1) • UF (48.3) • at #18 BAMA (44.3) • at SC (46.4) • VANDY (42.3) • SC (47.1) • #6 BAMA (40.7) •  
 50-59% FG: vs. LIB (57.4) • MVST (55.9) • #13 MIZZOU (51.9) • ISU (50.7) • LSU (53.6) • at OM (51.0) •  
 60% + FG: at VANDY (60.8) •

### OPPONENTS FROM THE FIELD

30% - FG: SC (29.0) •  
 30-39% FG: vs. CLEM (35.2) • TXST (32.1) • UNT (35.7) • JSU (36.5) • UCA (39.3) • MVST (30.9) • at #18 UT (37.0) • ISU (34.0) • at ARK (35.9) • at SC (31.1) • at OM (38.2) • #6 BAMA (32.3) •  
 40-49% FG: at UGA (40.0) • UK (41.6) • #13 MIZZOU (44.8) • at VANDY (41.7) • A&M (43.4) • UF (41.0) • OM (45.6) • at #18 BAMA (45.9) • VANDY (45.5) •  
 50-59% FG: vs. LIB (52.8) • vs. DAY (52.7) •  
 60% + FG: LSU (61.3) •

### LEADING AT THE BREAK • 16 • 12-4

vs. LIB (+1 • L) • TXST (+2 • W) • UNT (+9 • W) • JSU (+4 • W) • vs. DAY (-3 • L) • UCA (+4 • W) • MVST (+17 • W) • UK (+5 • L) • at VANDY (+1 • W) • A&M (+10 • L) • UF (+3 • W) • ISU (+16 • W) • at SC (+6 • W) • at OM (+6 • W) • SC (+15 • W) •

### TRAILING AT THE BREAK • 9 • 1-8

vs. CLEM (-7 • L) • #13 MIZZOU (-12 • W) • OM (-8 • L) • at #18 BAMA (-5 • L) • at #18 TENN (-3 • L) • at ARK (-6 • L) • LSU (-2 • L) • VANDY (-15 • L) • #6 BAMA (-13 • L) •

### TIED AT THE BREAK • 0 • 0-0

## SPECIALITY STATISTICS • MISSISSIPPI STATE-OPPONENT

OPPONENT	POINTS IN THE PAINT	POINTS OFF TURNOVERS	SECOND CHANCE POINTS	FAST BREAK POINTS	BENCH POINTS
11/25 • vs. Clemson	20-16	14-22	12-4	7-4	8-26
11/26 • vs. Liberty	42-18	8-13	8-4	12-0	7-23
11/30 • Texas State	30-18	17-14	15-6	6-12	24-18
12/04 • North Texas	44-22	10-10	12-13	13-1	20-18
12/08 • Jackson State	32-12	19-19	17-0	12-10	25-16
12/12 • vs. Dayton	46-34	18-20	13-2	14-13	10-5
12/16 • Central Arkansas	32-32	11-16	19-8	15-15	19-30
12/21 • Mississippi Valley State	38-6	19-3	17-2	28-7	27-3
12/30 • at Georgia [SEC]	26-30	22-9	13-5	13-9	17-21
01/02 • Kentucky [SEC]	24-30	19-17	10-18	11-11	11-33
01/05 • No. 13 Missouri [SEC]	36-38	19-15	17-4	9-14	10-11
01/09 • at Vanderbilt [SEC]	42-18	13-16	8-0	10-5	8-24
01/13 • Texas A&M [SEC]	26-36	12-19	16-9	7-8	12-24
01/16 • Florida [SEC]	52-30	10-11	18-4	11-11	7-7
01/19 • Ole Miss [SEC]	22-30	4-11	4-13	3-9	4-13
01/23 • at No. 18 Alabama [SEC]	38-26	18-18	8-7	8-16	13-13
01/26 • at No. 18 Tennessee [SEC]	18-32	15-23	10-9	5-4	11-18
01/30 • Iowa State	48-14	34-8	20-5	27-10	40-16
02/02 • at Arkansas [SEC]	12-34	4-25	8-14	4-16	19-9
02/06 • at South Carolina [SEC]	22-24	22-17	9-11	15-6	11-25
02/10 • LSU [SEC]	34-48	3-26	13-9	8-24	21-10
02/13 • Vanderbilt [SEC]	18-22	18-19	3-2	10-8	10-8
02/20 • at Ole Miss [SEC]	36-24	18-19	9-11	9-10	10-28
02/24 • South Carolina [SEC]	38-20	14-12	11-4	11-4	21-20
02/27 • No. 6 Alabama [SEC]	36-26	11-12	17-10	6-19	5-36
<b>TOTALS</b>	<b>812-640</b>	<b>372-394</b>	<b>307-174</b>	<b>274-246</b>	<b>370-455</b>

## SCORING BREAKDOWN • PERCENTAGE IN PARENTHESES

OPPONENT	BACK COURT	FRONT COURT	STARTERS	BENCH
11/25 • vs. Clemson	19 • 45.2	23 • 54.8	34 • 81.0	8 • 19.0
11/26 • vs. Liberty	37 • 50.7	36 • 49.3	66 • 90.4	7 • 9.6
11/30 • Texas State	33 • 48.5	35 • 51.5	44 • 64.7	24 • 35.3
12/04 • North Texas	45 • 65.2	24 • 34.8	49 • 71.0	20 • 29.0
12/08 • Jackson State	40 • 48.8	42 • 51.2	57 • 68.5	25 • 30.5
12/12 • vs. Dayton	54 • 65.9	28 • 34.1	72 • 87.8	10 • 12.2
12/16 • Central Arkansas	49 • 60.5	32 • 39.5	62 • 76.5	19 • 23.5
12/21 • Mississippi Valley State	54 • 62.1	33 • 37.9	60 • 69.0	27 • 31.0
12/30 • at Georgia [SEC]	67 • 80.7	16 • 19.3	66 • 79.5	17 • 20.5
01/02 • Kentucky [SEC]	52 • 71.2	21 • 28.8	62 • 84.9	11 • 15.1
01/05 • No. 13 Missouri [SEC]	53 • 67.9	25 • 32.1	68 • 87.2	10 • 12.8
01/09 • at Vanderbilt	54 • 64.3	30 • 35.7	76 • 90.5	8 • 8.5
01/13 • Texas A&M [SEC]	33 • 60.0	22 • 40.0	43 • 78.2	12 • 21.8
01/16 • Florida [SEC]	32 • 44.4	40 • 55.6	65 • 90.3	7 • 9.7
01/19 • Ole Miss [SEC]	30 • 65.2	16 • 34.8	42 • 91.3	4 • 8.7
01/23 • at No. 18 Alabama [SEC]	51 • 69.9	22 • 30.1	60 • 82.2	13 • 17.8
01/26 • at No. 18 Tennessee [SEC]	33 • 62.3	20 • 37.7	42 • 79.2	11 • 20.8
01/30 • Iowa State	59 • 62.1	36 • 37.9	55 • 57.9	40 • 42.1
02/02 • at Arkansas [SEC]	20 • 44.4	25 • 55.6	26 • 57.8	19 • 42.2
02/06 • at South Carolina [SEC]	53 • 70.7	22 • 29.3	64 • 85.3	11 • 14.7
02/10 • LSU [SEC]	33 • 41.3	47 • 58.8	59 • 73.8	21 • 26.3
02/13 • Vanderbilt [SEC]	37 • 72.5	14 • 27.5	41 • 80.4	10 • 19.6
02/20 • at Ole Miss [SEC]	39 • 59.1	27 • 40.9	56 • 84.8	10 • 15.2
02/24 • South Carolina [SEC]	34 • 49.3	35 • 50.7	48 • 49.3	21 • 30.4
02/27 • No. 6 Alabama [SEC]	35 • 59.3	24 • 40.7	54 • 91.5	5 • 8.5
<b>TOTALS</b>	<b>1048 • 60.2</b>	<b>693 • 39.8</b>	<b>1371 • 78.7</b>	<b>370 • 21.3</b>

# SERIES HISTORY - MISSISSIPPI STATE VS. TEXAS A&M

OVERALL: A&M • 8-7  
LAST 10: A&M • 6-4

H: TIED • 3-3 • A: A&M • 4-1 • N: MSU • 3-1  
H: TIED • 2-2 • A: A&M • 4-1 • N: MSU • 1-0

SEASON • DATE	SCORE	LOCATION
1963-64 • 12/20/1963	L • 58-54	Houston, TX
1966-67 • 12/07/1966	W • 62-49	Hattiesburg, MS
2011-12 • 11/17/2011	W • 69-60	New York City
2012-13 • 01/30/2013	L • 55-49 • OT	Starkville
2013-14 • 01/18/2014	W • 81-72 • OT	Starkville
2013-14 • 02/05/2014	L • 72-52	Bryan-College Station
2014-15 • 01/13/2015	L • 74-70	Bryan-College Station

## UNDER BEN HOWLAND

OVERALL: TIED • 4-4

H: TIED • 2-2 • A: A&M • 2-1 • N: MSU • 1-0

SEASON • DATE	SCORE	LOCATION
2015-16 • 01/06/2016	L • 61-60	Starkville
2015-16 • 02/24/2016	L • 68-66	Bryan-College Station
2016-17 • 01/14/2017	W • 67-59	Starkville
2017-18 • 02/20/2018	W • 93-81	Bryan-College Station
2018-19 • 03/09/2019	W • 92-81	Starkville
2018-19 • 03/14/2019	W • 80-54	Nashville, TN
2019-20 • 02/22/2020	L • 87-75	Bryan-College Station
2020-21 • 01/13/2021	L • 56-55	Starkville
2020-21 • 03/03/2021		Bryan-College Station

## INSIDE THE TEXAS A&M SERIES

Last MSU win • 80-54 • 03/14/2019

Last A&M win • 56-55 • 01/13/2021

Current streak • A&M • 2

Longest MSU streak • 4 • 01/14/2017-03/14/2019

Longest A&M streak • 4 • 02/05/2014-02/24/2016

Most MSU points • 93 • 02/20/2018

Most A&M points • 87 • 02/22/2020

Largest MSU win • +26 • 80-54 • 03/14/2019

Largest A&M win • +20 • 72-52 • 02/05/2014

## AT STARKVILLE • TIED AT 3-3

Last MSU win • 92-81 • 03/09/2019

Last A&M win • 56-55 • 01/13/2021

Current streak • A&M • 1

Longest MSU streak • 2 • 01/14/2017-03/09/2019

Longest A&M streak • 1 • 3x • Last: 01/13/2021

Most MSU points • 92 • 03/09/2019

Most A&M points • 81 • 03/09/2019

Largest MSU win • +11 • 92-81 • 03/22/1995

Largest A&M win • +6 • 55-49 • 01/30/2013

## AT BRYAN-COLLEGE STATION • A&M LEADS 4-1

Last MSU win • 93-81 • 02/20/2018

Last A&M win • 87-75 • 02/22/2020

Current streak • A&M • 1

Longest MSU streak • 1 • 02/20/2018

Longest A&M streak • 3 • 02/05/2014-02/24/2016

Most MSU points • 93 • 02/20/2018

Most A&M points • 87 • 02/22/2020

Largest MSU win • +12 • 93-81 • 02/20/2018

Largest A&M win • +20 • 72-52 • 02/05/2014

## MSU POINTS

RANK	PTS	SCORE	DATE • LOCATION
1	93	93-81	02/20/2018 • Bryan-College Station
2	92	92-81	03/09/2019 • Starkville
3	81	81-72	01/18/2014 • Starkville
4	80	80-54	03/14/2019 • Nashville, TN
5	75	87-75	02/22/2020 • Bryan-College Station

## TEXAS A&M POINTS

RANK	PTS	SCORE	DATE • LOCATION
1	87	87-75	02/22/2020 • Bryan-College Station
2	81	92-81	03/09/2019 • Starkville
	81	93-81	02/20/2018 • Bryan-College Station
4	74	74-70	01/13/2015 • Bryan-College Station
5	72	72-52	02/05/2014 • Bryan-College Station
	72	81-72	01/18/2014 • Starkville

## MARGIN OF VICTORY

RANK	PTS	SCORE	DATE • LOCATION
1	26	80-54	03/14/2019 • Nashville, TN
2	13	62-49	12/07/1966 • Hattiesburg, MS
3	12	93-81	02/20/2018 • Bryan-College Station
4	11	92-81	03/09/2019 • Starkville

## MARGIN OF DEFEAT

RANK	PTS	SCORE	DATE • LOCATION
1	20	72-52	02/05/2014 • Bryan-College Station
2	12	87-75	02/22/2020 • Bryan-College Station
3	6	55-49	01/30/2013 • Starkville
4	4	74-70	01/13/2015 • Bryan-College Station
	4	58-54	12/20/1963 • Houston, TX



• Texas A&M used a 12-2 run over a 3:22 stretch late in the second half en route to hand Mississippi State a 56-55 setback at Humphrey Coliseum.

• Iverson Molinar paced the Bulldogs (8-5, 3-2 SEC) with 16 points to extend his streak to 10 straight games in double figures. He relied on a 6-of-11 shooting effort and dished out four assists.

• D.J. Stewart Jr. secured nine points, four rebounds, four assists and two blocks. The redshirt sophomore had his run of 12 consecutive games with 10-plus points come to a close.

• Tolu Smith chipped in eight points, six rebounds and a block followed by Jalen Johnson's six points and a steal. Abdul Ado added four points, five rebounds and a block. The five boards enabled him to surpass Charles Hull (1958-59-60) for 18th on the program's rebounds list.

• Cameron Matthews and Quinten Post provided a spark off the bench. The pair tallied five points apiece, all during the first half. Deivon Smith rounded out the scoring with two points, two rebounds and two steals.

• For the contest, State hit 22-of-51 shots from the field (43.1 percent), 5-of-14 shots from three-point range (35.7 percent) and 6-of-10 shots from the foul line (60.0 percent).

• The Bulldogs compiled a 32-27 rebounding advantage and have outrebounded their opponents in 12 of 13 games this season.

• Mississippi State had 11 assists against 15 turnovers, while the Aggies (7-4, 2-3 SEC) countered with eight assists and 11 turnovers.

• Texas A&M shot 23-of-53 overall (43.4 percent), 3-of-10 on three's (30.0 percent) and 7-of-9 at the charity stripe (77.8 percent).

• The Aggies had three players in double figures as Jay Jay Chandler notched 12 points off the bench. Andre Gordon and Savian Flagg managed 11 and 10 points, respectively.

#### FROM THE BENCH – COACH BEN HOWLAND

"I thought there were a couple key factors to the game. One was that they were playing a lot of players. I have to use our bench better because I thought that they [Texas A&M] really wore us down. Another key factor, and it's all on me, was our attack of their press. I thought their press got better in the second half. We had a little fatigue, but I thought what we were doing was too tentative. We have a different press offense that I've almost always used my whole career that we needed to use where it [the offense] is much more aggressive trying to score. We never hurt them in our press offense, but we stayed in it."

"Give Texas A&M credit, they really fought and scratched. I thought Jay Jay Chandler was a key guy for them down the stretch, and he made some big shots. They are a very well-coached, hard playing team. They hung in there with us and took advantage down the stretch. We have to bounce back from this."

"To me, in a game like this, where one team takes 53 shots and the other takes 51, turnovers are the biggest factor. We had 15, they had 11. That's four extra possessions. We had three extra possessions on the offensive end on the offensive glass. They [Texas A&M] were 7-of-9 [from the free throw line], and we were 6-for-10. It was that kind of game. It was very close. We have to bounce back now after a bitter defeat tonight and get ready to play a very good Florida team on Saturday."

#### MOMENTS THAT MATTERED

• Down 10-8 at the 14:08 mark of the opening half, Mississippi State put together a 17-3 run over the next 7:27 off the clock. Iverson Molinar started the charge with a late shot clock floater on the left baseline.

• Next, it was the Bulldogs bench who provided a spark. Quinten Post came away with a tipin and a trey at the top of the key. Then, it was Cameron Matthews with a layup and a left wing triple courtesy of D.J. Stewart Jr. to make it 20-12 with 10:40 to go.

• After a Tolu Smith offensive rebound putback, Stewart Jr. connected with Molinar to bookend the flurry with a three-ball to bring the MSU advantage to 25-13 with 6:41 remaining.

• The Bulldogs took a 33-23 edge into the locker room and grabbed their largest lead at 40-27 when Tolu Smith found Abdul Ado for a two-hand dunk at 17:28 mark.

• Texas A&M fired back with 13 straight points to knot the score at 40-40 with 11:54 left. Jay Jay Chandler scored five key points for the Aggies during the game-tying run.

• Mississippi State regrouped as Molinar and Stewart Jr. connected on a pair of free throws each, and Tolu Smith got another offensive rebound and tipin to give the Bulldogs a 50-44 lead with 5:14 left.

• The Aggies put together a strong finishing kick with 12 of the next 14 points. Andre Gordon was on the receiving end on an alley-opp dunk and drained a three-pointer to put Texas A&M in-front 56-52 with 1:52 to go.

• Jalen Johnson provided Mississippi State's last three points on a layup and split a pair of foul shots inside the last 1:15 for the final margin of 56-55.

• The Bulldogs had the game's final possession but were unable to get a shot attempt off as Texas A&M deflected Deivon Smith's pass attempt to Tolu Smith.

Official Basketball Box Score - Final														Game Time: 8:05 PM	
Texas A&M vs Mississippi State														Game Duration: 1:54	
01/13/21 Humphrey Coliseum, Starkville, MS															
Texas A&M • 56 • 7-4 (2-3)															
##	Player		Total	3-Ptr	FT-FTA	Rebounds	PF	TP	A	TO	Blk	Stl	Min		
			FG-FGA	FG-FGA		Off Def Tot									
5	Emanuel Miller	F	3-8	0-0	4-5	4 4 8	2	10	0	5	0	0	30:20		
15	Jonathan Aku	F	2-5	0-0	1-2	0 4 4	3	5	0	0	2	0	26:27		
2	Hayden Hefner	G	0-1	0-1	0-0	0 0 0	0	0	0	0	0	0	10:02		
11	Hassan Diarra	G	3-7	0-2	0-0	2 1 3	3	6	5	0	1	1	23:41		
20	Andre Gordon	G	5-8	1-2	0-0	0 2 2	1	11	0	1	0	2	27:02		
0	Jay Jay Chandler		5-13	2-4	0-0	0 3 3	1	12	0	1	0	1	24:17		
21	Zach Walker		0-0	0-0	0-0	0 0 0	0	0	0	0	0	0	00:48		
1	Savian Flagg		1-6	0-1	0-0	2 1 3	1	2	3	1	0	1	26:05		
31	Luke McGhee		1-1	0-0	0-0	1 1 2	0	2	0	0	0	1	06:46		
4	Jaxson Robinson		0-0	0-0	0-0	0 0 0	0	0	0	0	0	0	03:29		
45	Kevin Marfo		1-2	0-0	0-0	0 0 0	0	2	0	0	0	0	06:39		
3	Quenton Jackson		2-2	0-0	2-2	0 0 0	0	6	0	2	0	1	11:55		
24	LaDamien Bradford		0-0	0-0	0-0	1 0 1	0	0	0	0	0	0	02:29		
Team						0 1 1									
Totals			23-53	3-10	7-9	10 17 27	11	56	8	11	3	7	200:00		
FG %			1st: 9-24	37.5%	2nd: 14-29	48.3%	Game: 23-53	43.4%							DeadBall
3PT %			1st: 1-5	20.0%	2nd: 2-5	40.0%	Game: 3-10	30.0%							Rebounds
FT %			1st: 4-6	66.7%	2nd: 3-3	100.0%	Game: 7-9	77.8%							1,0
Mississippi State • 55 • 8-5 (3-2)															
##	Player		Total	3-Ptr	FT-FTA	Rebounds	PF	TP	A	TO	Blk	Stl	Min		
			FG-FGA	FG-FGA		Off Def Tot									
24	Abdul Ado	F	2-3	0-0	0-0	1 4 5	2	4	0	2	1	1	30:28		
35	Tolu Smith	F	4-7	0-0	0-0	3 3 6	1	8	1	1	1	0	37:35		
0	Jalen Johnson	G	2-6	1-3	1-2	1 1 2	2	6	1	1	0	1	19:30		
1	Iverson Molinar	G	6-11	1-1	3-4	0 2 2	2	16	4	3	0	1	37:35		
3	D.J. Stewart Jr.	G	3-14	1-6	2-2	2 2 4	3	9	4	5	2	1	36:30		
4	Cameron Matthews		2-5	1-2	0-2	2 1 3	1	5	1	0	1	0	13:49		
5	Deivon Smith		1-2	0-0	0-0	0 2 2	1	2	0	1	0	2	15:01		
32	Quinten Post		2-3	1-2	0-0	1 2 3	1	5	0	0	1	0	09:32		
Team						3 2 5									
Totals			22-51	5-14	6-10	13 19 32	13	55	11	15	6	6	200:00		
FG %			1st: 14-28	50.0%	2nd: 8-23	34.8%	Game: 22-51	43.1%							DeadBall
3PT %			1st: 4-9	44.4%	2nd: 1-5	20.0%	Game: 5-14	35.7%							Rebounds
FT %			1st: 1-4	25.0%	2nd: 5-6	83.3%	Game: 6-10	60.0%							3,2
Officials: Pat Adams, Owen Shortt, Byron Jarrett															
Technical fouls: Texas A&M- NONE Mississippi State- NONE															
Attendance: 1000															
Score by periods				1st	2nd	Total									
Texas A&M				23	33	56									
Mississippi State				33	22	55									
							In	Off	2nd	Fast					
							Points	Paint	T/O	Chance	Break	Bench			
							TAM	36	19	9	8	24			
							MSU	26	12	16	7	12			
Last FG- TAM 2nd-1:52, MSU 2nd- 0:57.															
Largest Lead- TAM by 4 1st- 16:23, MSU by 13 2nd- 19:42															
TAM led for 5:51, MSU led for 29:20, Game was tied for 04:49															
Score tied- 6 times.															
Lead changed- 4 times.															



## 2020-21 Mississippi St. Men's Basketball Combined Team Statistics All games

Page 1/1  
as of Feb 28, 2021

### Game Records

Record	Overall	Home	Away	Neutral
ALL GAMES	13-12	9-6	4-3	0-3
CONFERENCE	7-9	3-6	4-3	0-0
NON-CONFERENCE	6-3	6-0	0-0	0-3

### Score by Periods

Team	1st	2nd	OT	TOT
Mississippi St.	807	904	30	1741
Opponents	757	844	38	1639

### Team Box Score

No.	Player				Total		3-Point		F-Throw		Rebounds											
		GP-GS	MIN	AVG	FG-FGA	FG%	3FG-FGA	3FG%	FT-FTA	FT%	OFF	DEF	TOT	AVG	PF	DQ	A	TO	BLK	STL	PTS	AVG
3	STEWART JR., D.J.	25-25	870:23	34.8	148-346	.428	37-106	.349	80-101	.792	11	65	76	3.0	42	0	71	70	5	36	413	16.5
1	MOLINAR, Iverson	22-21	704:34	32.0	133-285	.467	30-66	.455	62-76	.816	6	79	85	3.9	39	0	56	57	3	24	358	16.3
35	SMITH, Tolu	25-25	770:09	30.8	120-203	.591	0-0	.000	75-123	.610	84	132	216	8.6	67	2	27	58	19	12	315	12.6
4	ADO, Abdul	25-25	681:41	27.3	53-102	.520	0-0	.000	31-43	.721	61	98	159	6.4	56	2	17	36	48	19	137	5.5
0	JOHNSON, Jalen	23-11	392:28	17.1	39-101	.386	25-67	.373	22-31	.710	7	34	41	1.8	18	0	10	13	4	7	125	5.4
20	FOUNTAIN, Derek	11-3	171:53	15.6	23-47	.489	10-24	.417	3-6	.500	5	23	28	2.5	16	0	10	12	6	4	59	5.4
5	SMITH, Deivon	25-7	548:22	21.9	47-141	.333	14-48	.292	16-26	.615	8	76	84	3.4	44	1	75	44	5	26	124	5.0
21	RUMPH, Justin	1-0	01:19	1.3	1-1	1.000	1-1	1.000	0-0	.000	0	1	1	1.0	0	0	0	0	0	0	3	3.0
32	POST, Quinten	23-0	209:20	9.1	27-66	.409	9-33	.273	3-8	.375	20	33	53	2.3	28	0	9	19	12	8	66	2.9
2	DAVIS, Javian	21-0	276:06	13.1	21-54	.389	2-15	.133	16-41	.390	30	50	80	3.8	42	1	15	22	5	9	60	2.9
4	MATTHEWS, Cameron	24-8	400:04	16.7	21-51	.412	4-17	.235	6-25	.240	28	32	60	2.5	39	1	27	25	8	20	52	2.2
11	GARCIA, Andersson	8-0	28:18	3.5	7-11	.636	2-3	.667	0-2	.000	4	3	7	0.9	2	0	3	3	1	3	16	2.0
30	JUNKIN, Andrew	3-0	10:15	3.4	2-2	1.000	0-0	.000	0-0	.000	0	0	0	0.0	2	0	0	1	1	0	4	1.3
55	MONTGOMERY, Keondre	7-0	20:46	3.0	4-14	.286	1-4	.250	0-0	.000	1	1	2	0.3	2	0	3	1	0	1	9	1.3
25	STANSBURY, Isaac	2-0	03:20	1.7	0-0	.000	0-0	.000	0-0	.000	0	0	0	0.0	0	0	1	1	0	2	0	0.0
33	MORRIS, Reggie	4-0	11:02	2.8	0-2	.000	0-2	.000	0-0	.000	0	1	1	0.3	1	0	1	1	0	0	0	0.0
Team											40	37	77				13					
Total		25	5100		646-1426	.453	135-386	.350	314-482	.651	305	665	970	38.8	398	7	325	376	117	171	1741	69.6
Opponents		25	5100		586-1459	.402	190-588	.323	277-365	.759	244	552	796	31.8	409	9	339	319	91	170	1639	65.6

### Team Statistics

	MSU	OPP
<b>Scoring</b>	<b>1741</b>	<b>1639</b>
Points per game	69.6	65.6
Scoring margin	+4.1	-
<b>Field goals-att</b>	<b>646-1426</b>	<b>586-1459</b>
Field goal pct	.453	.402
<b>3 point fg-att</b>	<b>135-386</b>	<b>190-588</b>
3-point FG pct	.350	.323
3-pt FG made per game	5.4	7.6
<b>Free throws-att</b>	<b>314-482</b>	<b>277-365</b>
Free throw pct	.651	.759
F-Throws made per game	12.6	11.1
<b>Rebounds</b>	<b>970</b>	<b>796</b>
Rebounds per game	38.8	31.8
Rebounding margin	+7.0	-
<b>Assists</b>	<b>325</b>	<b>339</b>
Assists per game	13.0	13.6
<b>Turnovers</b>	<b>376</b>	<b>319</b>
Turnovers per game	15.0	12.8
Turnover margin	-2.3	-
Assist/turnover ratio	0.9	1.1
<b>Steals</b>	<b>171</b>	<b>170</b>
Steals per game	6.8	6.8
<b>Blocks</b>	<b>117</b>	<b>91</b>
Blocks per game	4.7	3.6
<b>Winning streak</b>	<b>0</b>	<b>-</b>
Home win streak	0	-
<b>Attendance</b>	<b>17430</b>	<b>16488</b>
Home games-Avg/Game	15-1162	7-2355
Neutral site-Avg/Game	-	3-0

### Team Results

Date	Opponent		Score	Att.
11/25/2020	vs Clemson	L	42-53	0
11/26/2020	vs Liberty	L	73-84	0
11/30/2020	Texas St.	W	68-51	1664
12/04/2020	North Texas	W	69-63	1877
12/08/2020	Jackson St.	W	82-59	1889
12/12/2020	vs Dayton	Lot2	82-85	0
12/16/2020	Central Ark.	W	81-65	1000
12/21/2020	Mississippi Val.	W	87-48	1000
12/30/2020	at Georgia	W	83-73	1638
01/02/2021	Kentucky	Lot2	73-78	1000
01/05/2021	Missouri	W	78-63	1000
01/09/2021	at Vanderbilt	W	84-81	101
01/13/2021	Texas A&M	L	55-56	1000
01/16/2021	Florida	W	72-69	1000
01/19/2021	Ole Miss	L	46-64	1000
01/23/2021	at Alabama	L	73-81	2055
01/26/2021	at Tennessee	L	53-56	4191
01/30/2021	Iowa St.	W	95-56	1000
02/02/2021	at Arkansas	L	45-61	4400
02/06/2021	at South Carolina	W	75-59	3208
02/10/2021	LSU	L	80-94	1000
02/13/2021	Vanderbilt	L	51-72	1000
02/20/2021	at Ole Miss	W	66-56	895
02/24/2021	South Carolina	W	69-48	1000
02/27/2021	Alabama	L	59-64	1000



## 2020-21 Mississippi St. Men's Basketball Combined Team Statistics In Conference games

Page 1/1  
as of Feb 28, 2021

### Game Records

Record	Overall	Home	Away	Neutral
ALL GAMES	7-9	3-6	4-3	0-0
CONFERENCE	7-9	3-6	4-3	0-0
NON-CONFERENCE	0-0	0-0	0-0	0-0

### Score by Periods

Team	1st	2nd	OT	TOT
Mississippi St.	500	550	12	1062
Opponents	504	554	17	1075

### Team Box Score

No. Player					Total		3-Point		F-Throw		Rebounds													
		GP-GS	MIN	AVG	FG-FGA	FG%	3FG-FGA	3FG%	FT-FTA	FT%	OFF	DEF	TOT	AVG	PF	DQ	A	TO	BLK	STL	PTS	AVG		
3	STEWART JR., D.J.	16-16	569:34	35.6	87-214	.407	18-68	.265	58-67	.866	5	42	47	2.9	29	0	49	47	5	29	250	15.6		
1	MOLINAR, Iverson	16-15	523:47	32.7	91-205	.444	18-42	.429	50-59	.847	2	59	61	3.8	28	0	36	47	1	16	250	15.6		
35	SMITH, Tolu	16-16	508:19	31.8	73-124	.589	0-0	.000	42-69	.609	48	90	138	8.6	42	1	19	44	12	10	188	11.8		
20	FOUNTAIN, Derek	7-3	158:52	22.7	19-42	.452	9-22	.409	3-6	.500	4	21	25	3.6	16	0	10	12	6	4	50	7.1		
24	ADO, Abdul	16-16	475:46	29.7	36-69	.522	0-0	.000	22-30	.733	40	63	103	6.4	28	0	11	19	36	14	94	5.9		
5	SMITH, Deivon	16-4	352:04	22.0	34-97	.351	12-31	.387	8-16	.500	5	45	50	3.1	34	1	46	27	3	19	88	5.5		
0	JOHNSON, Jalen	14-9	227:58	16.3	20-55	.364	14-38	.368	10-17	.588	5	16	21	1.5	11	0	6	8	2	6	64	4.6		
11	GARCIA, Andersson	1-0	00:57	1.0	2-2	1.000	0-0	.000	0-0	.000	1	0	1	1.0	0	0	0	0	0	0	4	4.0		
32	POST, Quinten	15-0	128:24	8.6	11-33	.333	5-20	.250	1-2	.500	11	24	35	2.3	17	0	5	14	9	6	28	1.9		
4	MATTHEWS, Cameron	15-1	189:36	12.6	11-28	.393	1-9	.111	3-13	.231	15	20	35	2.3	19	0	8	15	4	9	26	1.7		
2	DAVIS, Javian	12-0	113:46	9.5	9-18	.500	0-2	.000	2-8	.250	10	20	30	2.5	17	0	10	12	2	5	20	1.7		
55	MONTGOMERY, Keondre	2-0	00:58	0.5	0-1	.000	0-0	.000	0-0	.000	0	0	0	0.0	1	0	0	0	0	1	0	0.0		
Team											27	30	57					12						
Total		16	3250		393-888	.443	77-232	.332	199-287	.693	173	430	603	37.7	242	2	200	257	80	119	1062	66.4		
Opponents		16	3250		396-970	.408	116-359	.323	167-216	.773	170	361	531	33.2	242	2	223	199	70	127	1075	67.2		

### Team Statistics

	MSU	OPP
<b>Scoring</b>	<b>1062</b>	<b>1075</b>
Points per game	66.4	67.2
Scoring margin	-0.8	-
<b>Field goals-att</b>	<b>393-888</b>	<b>396-970</b>
Field goal pct	.443	.408
<b>3 point fg-att</b>	<b>77-232</b>	<b>116-359</b>
3-point FG pct	.332	.323
3-pt FG made per game	4.8	7.3
<b>Free throws-att</b>	<b>199-287</b>	<b>167-216</b>
Free throw pct	.693	.773
F-Throws made per game	12.4	10.4
<b>Rebounds</b>	<b>603</b>	<b>531</b>
Rebounds per game	37.7	33.2
Rebounding margin	+4.5	-
<b>Assists</b>	<b>200</b>	<b>223</b>
Assists per game	12.5	13.9
<b>Turnovers</b>	<b>257</b>	<b>199</b>
Turnovers per game	16.1	12.4
Turnover margin	-3.6	-
Assist/turnover ratio	0.8	1.1
<b>Steals</b>	<b>119</b>	<b>127</b>
Steals per game	7.4	7.9
<b>Blocks</b>	<b>80</b>	<b>70</b>
Blocks per game	5.0	4.4
<b>Winning streak</b>	<b>0</b>	<b>-</b>
Home win streak	0	-
<b>Attendance</b>	<b>9000</b>	<b>16488</b>
Home games-Avg/Game	9-1000	7-2355
Neutral site-Avg/Game	-	0-0

### Team Results

Date	Opponent		Score	Att.
12/30/2020	at Georgia	W	83-73	1638
01/02/2021	Kentucky	Lot2	73-78	1000
01/05/2021	Missouri	W	78-63	1000
01/09/2021	at Vanderbilt	W	84-81	101
01/13/2021	Texas A&M	L	55-56	1000
01/16/2021	Florida	W	72-69	1000
01/19/2021	Ole Miss	L	46-64	1000
01/23/2021	at Alabama	L	73-81	2055
01/26/2021	at Tennessee	L	53-56	4191
02/02/2021	at Arkansas	L	45-61	4400
02/06/2021	at South Carolina	W	75-59	3208
02/10/2021	LSU	L	80-94	1000
02/13/2021	Vanderbilt	L	51-72	1000
02/20/2021	at Ole Miss	W	66-56	895
02/24/2021	South Carolina	W	69-48	1000
02/27/2021	Alabama	L	59-64	1000

















## 2020-21 BOX SCORES

### Game 25 • No. 6 Alabama 64, Mississippi State 59 02/27/2021 • Starkville, Mississippi • Humphrey Coliseum

Official Basketball Box Score - Final  
Alabama vs Mississippi State  
02/27/21 Humphrey Coliseum Starkville, Miss.

Game Time: 5:01 PM  
Game Duration: 2:02

Alabama • 64 • 19-6 (14-2)

##	Player		Total FG/FGA	3-Ptr FG/FGA	FT-FTA	Rebounds Off Def Tot	PF	TP	A	TO	Blk	Stl	Min
2	Jordan Bruner	F	0-3	0-2	0-0	2 0 2	1	0	2	0	0	1	2 16:34
1	Herbert Jones	G	1-9	0-3	0-0	6 8 14	3	2	2	2	0	0	2 33:34
5	Jaden Shackelford	G	5-14	1-5	4-5	0 6 6	1	15	0	0	0	0	2 31:28
14	Keon Ellis	G	0-3	0-2	2-2	2 2 4	0	2	1	2	0	0	2 20:40
23	John Petty Jr.	G	2-8	1-6	4-4	1 4 5	2	9	2	2	1	1	1 32:52
3	Alex Reese		1-5	1-2	0-0	1 3 4	2	3	0	0	0	1	0 08:58
11	Joshua Primo		1-1	0-0	0-0	1 1 2	2	2	0	1	0	0	0 08:16
13	Jahvon Quinerly		8-16	3-6	0-0	0 1 1	2	19	2	3	0	2	2 26:45
4	Juwan Gary		1-1	0-0	1-2	0 0 0	2	3	0	3	0	2	0 06:26
33	James Rojas		2-4	1-2	4-4	3 3 6	2	9	0	1	1	1	1 14:27
Team						1 0 1							
Totals			21-65	7-28	15-17	17 28 45	17	64	9	14	3 11		200:00
FG %		1st:	12-30	40.0%	2nd:	9-35	25.7%	Game:		21-65	32.3%	DeadBall	
3PT %		1st:	5-12	41.7%	2nd:	2-6	33.3%	Game:		7-28	25.0%	Rebounds	
FT %		1st:	5-6	83.3%	2nd:	10-11	90.9%	Game:		15-17	88.2%	0, 0	

Mississippi State • 59 • 13-12 (7-9)

##	Player		Total FG-FGA	3-Ptr FG-FGA	FT-FTA	Rebounds Off Def Tot	PF	TP	A	TO	Blk	Stl	Min					
24	Abdul Ado	F	4-6	0-0	1-2	2 7 9	0	9	1	1	4	1	29:26					
35	Tolu Smith	F	6-9	0-0	0-2	5 8 13	3	12	0	4	0	1	35:09					
0	Jalen Johnson	G	3-7	1-4	0-0	1 2 3	1	7	0	1	0	0	19:39					
1	Iverson Molinar	G	5-15	0-1	1-2	1 5 6	4	11	0	4	1	0	34:37					
3	D.J. Stewart Jr.	G	4-12	0-3	7-9	0 1 1	1	15	4	4	1	1	34:23					
5	Deivon Smith		1-6	0-1	0-0	0 3 3	2	2	4	0	0	2	19:51					
20	Derek Fountain		1-3	0-2	1-2	1 1 2	2	3	1	1	0	0	18:36					
32	Quinten Post		0-1	0-1	0-0	0 1 1	2	0	0	0	1	0	05:33					
2	Javian Davis		0-0	0-0	0-0	0 0 0	1	0	0	0	0	0	02:37					
4	Cameron Matthews		0-0	0-0	0-0	0 0 0	1	0	0	0	0	0	00:09					
Team						1 1 2					1							
Totals						24-59	1-12	10-17	11	29	40	17	59	10	16	7	5	200:00
FG %						1st: 9-31 29.0%	2nd: 15-28 53.6%	Game: 24-59 40.7%									DeadBall	
3PT %						1st: 1-6 16.7%	2nd: 0-6 0.0%	Game: 1-12 8.3%									Rebounds	
FT %						1st: 2-6 33.3%	2nd: 8-11 72.7%	Game: 10-17 58.8%									3, 0	

Officials: Mike Nance, Chuck Jones, Robert Faldut  
Technical fouls: Alabama - NONE Mississippi State - NONE  
Attendance: 1000

Score by periods	1st	2nd	Total
Alabama	34	30	64
Mississippi State	21	38	59

Last FG - UA 2nd Q 12: MSU 2nd - 0:03.  
Largest lead - UA by 13 1st - 0:33, MSU by 3 1st - 12:44.  
UA led for 33:17, MSU led for 4:43, Game was tied for 02:00

	In	Off	2nd	Fast	
Points	Paint	T/O	Chance	Break	Bench
UA	26	12	10	19	36
MSU	36	11	17	6	5

Score tied - 1 time.  
Lead changed - 3 times.

### Game 27 • Mississippi State at Auburn 03/06/2021 • Auburn, Alabama • Auburn Arena

### Game 26 • Mississippi State at Texas A&M 03/03/2021 • College Station, Texas • Reed Arena

### Game 28 • Mississippi State vs. TBD 03/11/2021 • Nashville, Tennessee • Bridgestone Arena

**POINTS SCORED • ALL GAMES**

RANK	PTS	OPPONENT	DATE
1	109	North Florida • UNF	12/30/2017
2	106	Eastern Washington	11/13/2015
3	103	BYU	12/29/2018
4	98	Wofford	12/19/2018
5	96	Kent State	12/30/2019
	96	Alabama State	11/10/2017
<b>7</b>	<b>95</b>	<b>Iowa State</b>	<b>01/30/2021</b>
	95	Austin Peay	11/09/2018
	95	North Georgia	12/09/2017
	95	at LSU	01/07/2017

**POINTS ALLOWED LOW • ALL GAMES**

RANK	PTS	OPPONENT	DATE
1	44	Ole Miss	03/09/2020
	44	vs. Southern Miss • USM	12/19/2016
3	45	Missouri	01/14/2020
	45	Louisiana-Monroe • ULM	11/14/2019
5	46	Arkansas	02/09/2016
<b>6</b>	<b>48</b>	<b>South Carolina</b>	<b>02/24/2021</b>
	<b>48</b>	<b>Mississippi Valley State</b>	<b>12/21/2020</b>
	48	Little Rock	12/20/2017
	48	Florida A&M	11/18/2017
	48	North Carolina Central	12/31/2015
11	49	Missouri	02/26/2019

**MARGIN OF VICTORY • ALL GAMES**

RANK	MOV	OPPONENT	DATE
1	+42 • 86-44	vs. Southern Miss • USM	12/19/2016
<b>2</b>	<b>+39 • 95-56</b>	<b>Iowa State</b>	<b>01/30/2021</b>
	<b>+39 • 87-48</b>	<b>Mississippi Valley State</b>	<b>12/21/2020</b>
4	+33 • 95-62	North Georgia	12/09/2017
5	+32 • 91-59	Georgia	01/18/2020
	+32 • 78-46	Arkansas	02/09/2016
7	+31 • 92-61	UT Martin	12/16/2017
	+31 • 79-48	Florida A&M	11/18/2017
9	+28 • 96-68	Kent State	12/30/2019
	+28 • 79-51	Long Beach State	11/16/2018
	+28 • 95-67	Austin Peay	11/09/2018
	+28 • 109-81	North Florida • UNF	12/30/2017
	+28 • 96-68	Alabama State	11/10/2017

**POINTS SCORED LOW • ALL GAMES**

RANK	PTS	OPPONENT	DATE
<b>1</b>	<b>42</b>	<b>vs. Clemson</b>	<b>11/25/2020</b>
<b>2</b>	<b>45</b>	<b>at Arkansas</b>	<b>02/02/2021</b>
<b>3</b>	<b>46</b>	<b>Ole Miss</b>	<b>01/19/2021</b>
4	48	at Vanderbilt	02/25/2017
5	50	at [25] Cincinnati	12/12/2017

**POINTS ALLOWED • ALL GAMES**

RANK	PTS	OPPONENT	DATE
1	105	vs. Miami • Florida	11/19/2015
2	98	at Auburn	02/07/2017
<b>3</b>	<b>94</b>	<b>LSU</b>	<b>02/10/2021</b>
4	92	[21] LSU	02/06/2019
5	91	at Tennessee	01/21/2017
6	90	at Alabama	01/08/2020
	90	at Florida State • FSU	12/16/2015

**MARGIN OF DEFEAT • ALL GAMES**

RANK	MOD	OPPONENT	DATE
1	-29 • 77-48	at Vanderbilt	02/25/2017
2	-27 • 88-61	at Ole Miss	01/31/2017
3	-26 • 105-79	vs. Miami • Florida	11/19/2015
4	-25 • 83-58	at Ole Miss	02/11/2020
	-25 • 86-61	vs. Central Florida • UCF	11/17/2016

**POINTS SCORED • 1ST HALF • ALL GAMES**

RANK	PTS	OPPONENT	DATE
1	58	Alabama State	11/10/2017
2	53	North Georgia	12/09/2017
3	52	at LSU	01/07/2017
4	50	Austin Peay	11/09/2018
5	49	vs. Northern Colorado	12/23/2015
6	48	BYU	12/29/2018
	48	LSU	03/04/2017
	48	Eastern Washington	11/13/2015
9	47	[16] Auburn	01/26/2019
	47	at Baylor • NIT	03/18/2018
	47	North Florida • UNF	12/30/2017

**POINTS ALLOWED LOW • 1ST HALF • ALL GAMES**

RANK	PTS	OPPONENT	DATE
1	17	Florida A&M • FAMU	11/18/2017
	17	North Carolina Central	12/31/2015
3	19	Oregon State	12/01/2016
<b>4</b>	<b>20</b>	<b>North Texas</b>	<b>12/04/2020</b>
	20	Missouri	01/14/2020
	20	Dayton	12/03/2017
	20	Auburn	03/05/2016
	20	Arkansas	02/09/2016
	20	at Missouri	01/30/2016

**HALFTIME LEAD • ALL GAMES**

RANK	HL	OPPONENT	DATE
1	+27 • 53-26	North Georgia	12/09/2017
	+27 • 58-31	Alabama State	11/10/2017
3	+26 • 45-19	Oregon State	12/01/2016
4	+22 • 42-20	Arkansas	02/09/2016
5	+21 • 44-23	Ole Miss	02/17/2018

**POINTS SCORED LOW • 1ST HALF • ALL GAMES**

RANK	PTS	OPPONENT	DATE
<b>1</b>	<b>19</b>	<b>vs. Clemson</b>	<b>11/25/2020</b>
2	20	Alabama	01/03/2017
<b>3</b>	<b>21</b>	<b>No. 6 Alabama</b>	<b>02/27/2021</b>
	<b>21</b>	<b>Ole Miss</b>	<b>01/19/2021</b>
	21	vs. New Mexico State	12/22/2019
	21	Tennessee	02/04/2017
	21	Georgia	02/13/2016

**POINTS ALLOWED • 1ST HALF • ALL GAMES**

RANK	PTS	OPPONENT	DATE
1	59	vs. Miami • Florida	11/19/2015
2	53	vs. Central Florida • UCF	11/17/2016
3	51	at Ole Miss	01/31/2017
	51	Eastern Washington	11/13/2015
5	50	Wofford	12/19/2018

**HALFTIME DEFICIT • ALL GAMES**

RANK	MOD	OPPONENT	DATE
1	-24 • 59-35	vs. Miami • Florida	11/19/2015
2	-20 • 48-28	at Auburn	02/07/2017
	-20 • 53-33	vs. Central Florida • UCF	11/17/2016
4	-19 • 42-23	vs. Penn State • NIT	03/27/2018
	-19 • 41-22	at Alabama	01/20/2018

**POINTS SCORED • 2ND HALF • ALL GAMES**

RANK	PTS	OPPONENT	DATE
1	64	at Auburn	02/07/2017
2	62	North Florida • UNF	12/30/2017
3	58	Tennessee	02/01/2020
	58	Eastern Washington	11/13/2015
5	57	Wofford	12/19/2018
6	55	BYU	12/29/2018
7	54	North Dakota State	11/30/2017
	54	Morehead State	12/22/2016
9	53	UT Martin	12/16/2017
10	52	at Texas A&M	02/20/2018

**POINTS ALLOWED LOW • 2ND HALF • ALL GAMES**

RANK	PTS	OPPONENT	DATE
1	19	Ole Miss	03/07/2020
	19	vs. Southern Miss • USM	12/19/2016
3	21	Louisiana-Monroe • ULM	11/14/2019
	21	vs. Texas El Paso • UTEP	11/20/2016
5	22	UT Martin	11/28/2015

**2ND HALF MARGIN OF VICTORY • ALL GAMES**

RANK	MOV	OPPONENT	DATE
1	+28 • 47-19	vs. Southern Miss • USM	12/19/2016
<b>2</b>	<b>+27 • 51-24</b>	<b>[13] Missouri</b>	<b>01/05/2021</b>
3	+25 • 53-28	UT Martin	12/16/2017
4	+24 • 62-38	North Florida • UNF	12/30/2017
<b>5</b>	<b>+23 • 51-28</b>	<b>Iowa State</b>	<b>01/30/2021</b>
<b>6</b>	<b>+22 • 45-23</b>	<b>Mississippi Valley State</b>	<b>12/21/2020</b>
	+22 • 51-29	Kent State	12/30/2019
	+22 • 47-25	South Carolina	02/23/2019
9	+21 • 49-28	Georgia	01/18/2020
	+21 • 58-37	Eastern Washington	11/13/2015
11	+20 • 57-37	Wofford	12/19/2018
	+20 • 43-23	Long Beach State	11/16/2018
	+20 • 51-31	Florida A&M • FAMU	11/18/2017

**POINTS SCORED LOW • 2ND HALF • ALL GAMES**

RANK	PTS	OPPONENT	DATE
1	20	[16] Tennessee	02/27/2018
<b>2</b>	<b>21</b>	<b>Vanderbilt</b>	<b>02/13/2021</b>
<b>3</b>	<b>22</b>	<b>Texas A&amp;M</b>	<b>01/13/2021</b>
<b>4</b>	<b>23</b>	<b>at Arkansas</b>	<b>02/02/2021</b>
	<b>23</b>	<b>vs. Clemson</b>	<b>11/25/2020</b>
	23	Louisiana-Monroe • ULM	11/14/2019

**POINTS ALLOWED • 2ND HALF • ALL GAMES**

RANK	PTS	OPPONENT	DATE
1	54	at Tennessee	01/21/2017
<b>2</b>	<b>53</b>	<b>LSU</b>	<b>02/10/2021</b>
	53	at Florida State • FSU	12/16/2015
4	52	[22] Auburn	01/13/2018
5	51	at Texas A&M	02/22/2020
	51	[8] Auburn	01/04/2020
	51	at Georgia	02/14/2017
8	50	at Ole Miss	02/11/2020
	50	at Auburn	02/07/2017

**2ND HALF MARGIN OF DEFEAT • ALL GAMES**

RANK	MOD	OPPONENT	DATE
1	-26 • 50-24	at Ole Miss	02/11/2020
2	-19 • 52-33	[22] Auburn	01/13/2018
3	-16 • 41-25	at LSU	03/03/2018
	-16 • 36-20	[16] Tennessee	02/27/2018
5	-15 • 40-25	at Vanderbilt	02/25/2017
	-15 • 53-38	at Florida State • FSU	12/16/2015

**FIELD GOALS MADE • ALL GAMES**

RANK	FGM	OPPONENT	DATE
1	44	North Florida • UNF	12/30/2017
2	41	Eastern Washington	11/13/2015
3	38	BYU	12/29/2018
4	37	Iowa State	01/30/2021
	37	Georgia	01/18/2020
	37	Austin Peay	11/09/2018
	37	North Georgia	12/09/2017
8	36	LSU	03/04/2017
9	35	Texas Southern	12/02/2015
	35	vs. Missouri State	11/22/2015

**FIELD GOALS ATTEMPTS • ALL GAMES**

RANK	FGA	OPPONENT	DATE
1	75	vs. Dayton	12/12/2020
2	74	Long Beach State	11/16/2018
	74	North Georgia	12/09/2017
	74	Ole Miss	02/21/2017
5	73	Iowa State	01/30/2021
6	71	at Alabama	01/29/2019
	71	North Florida • UNF	12/30/2017
	71	Alabama	02/02/2016

**FIELD GOAL PERCENTAGE • ALL GAMES**

RANK	FG%	OPPONENT	DATE
1	62.1 • 41-66	Eastern Washington	11/13/2015
2	62.0 • 44-71	North Florida • UNF	12/30/2017
3	61.7 • 37-60	Georgia	01/18/2020
4	61.1 • 33-54	Alcorn State	11/26/2018
5	60.8 • 31-51	at Vanderbilt	01/09/2021
6	60.5 • 26-43	vs. Tulane	11/21/2019
7	59.3 • 35-59	vs. Missouri State	11/22/2015
8	58.8 • 30-51	at Arkansas	02/15/2020
9	58.5 • 31-53	at Vanderbilt	02/14/2018
10	58.3 • 28-48	vs. LSU • SEC-T	03/08/2018

**FIELD GOALS MADE • 1ST HALF • ALL GAMES**

RANK	FGM	OPPONENT	DATE
1	21	North Florida • UNF	12/30/2017
	21	North Georgia	12/09/2017
3	20	at LSU	01/07/2017
4	19	BYU	12/29/2018
	19	Austin Peay	11/09/2018
	19	LSU	03/04/2017
	19	Texas Southern	12/02/2015
	19	vs. Missouri State	11/22/2015

**FIELD GOAL PERCENTAGE • 1ST HALF • ALL GAMES**

RANK	FG%	OPPONENT	DATE
1	70.4 • 19-27	vs. Missouri State	11/22/2015
2	68.0 • 17-25	Alcorn State	11/26/2018
3	64.0 • 16-25	vs. LSU • SEC-T	03/08/2018
4	62.5 • 15-24	at Vanderbilt	01/09/2021
5	62.1 • 18-29	at Arkansas	02/15/2020
	62.1 • 18-29	vs. Northern Colorado	12/23/2015
7	60.7 • 17-28	Missouri	01/14/2020
8	60.0 • 18-30	Kent State	12/30/2019
	60.0 • 15-25	[21] LSU	02/06/2019
	60.0 • 18-30	Arkansas	02/09/2016

**FIELD GOALS MADE • 2ND HALF • ALL GAMES**

RANK	FGM	OPPONENT	DATE
1	23	North Florida • UNF	12/30/2017
	23	Eastern Washington	11/13/2015
3	21	Iowa State	01/30/2021
	21	at Alabama	01/29/2019
	21	UT Martin	12/16/2017
	21	Florida A&M	11/18/2017

**FIELD GOAL PERCENTAGE • 2ND HALF • ALL GAMES**

RANK	FG%	OPPONENT	DATE
1	69.7 • 23-33	North Florida • UNF	12/30/2017
2	69.2 • 18-26	Tennessee	02/01/2020
3	68.4 • 13-19	vs. Tulane	11/21/2019
	68.4 • 13-19	Texas A&M	01/14/2017
5	67.9 • 19-28	[13] Missouri	01/05/2021
	67.9 • 19-28	Georgia	01/18/2020
7	67.7 • 21-31	UT Martin	12/16/2017
	67.7 • 21-31	Florida A&M	11/18/2017

**3-POINT FIELD GOALS MADE • ALL GAMES**

RANK	3FGM	OPPONENT	DATE
1	19	vs. Clemson	12/08/2018
2	17	vs. Southern Miss • USM	12/19/2016
3	16	Texas A&M	03/09/2019
4	14	Wofford	12/19/2018
	14	McNeese State	12/04/2018
6	13	[16] Auburn	01/26/2019
	13	at Baylor • NIT	03/18/2018
	13	North Georgia	12/09/2017
	13	Georgia State	12/04/2016
10	12	at Georgia	12/30/2020
	12	Cincinnati	12/15/2018
	12	Ole Miss	02/17/2018
	12	Missouri	01/25/2017
	12	at Arkansas	01/10/2017
	12	Ole Miss	01/23/2016

**3-POINT FIELD GOAL ATTEMPTS • ALL GAMES**

RANK	3FGA	OPPONENT	DATE
1	34	Texas A&M	03/09/2019
	34	Georgia State	12/04/2016
2	33	UT Martin	12/16/2017
3	31	McNeese State	12/04/2018
	31	at Missouri	02/10/2018
	31	Southern	11/16/2015

**3-POINT FIELD GOAL PERCENTAGE • ALL GAMES**

RANK	3FG%	OPPONENT	DATE
1	63.3 • 19-30	vs. Clemson	12/08/2018
2	59.1 • 13-22	at Baylor • NIT	03/18/2018
3	58.8 • 10-17	Florida	01/15/2019
	58.8 • 10-17	vs. LSU • SEC-T	03/08/2018
	58.8 • 10-17	at Vanderbilt	02/14/2018
6	58.6 • 17-29	vs. Southern Miss • USM	12/19/2016
7	57.9 • 11-19	Oregon State	12/01/2016
8	55.0 • 11-20	vs. Tulane	11/21/2019
9	52.6 • 10-19	at South Carolina	02/06/2021
10	52.2 • 12-23	Cincinnati	12/15/2018
	52.2 • 12-23	Ole Miss	02/17/2018
	52.2 • 12-23	Missouri	01/25/2017

**FREE THROWS MADE • ALL GAMES**

RANK	FTM	OPPONENT	DATE
1	29	Kent State	12/30/2019
2	28	South Carolina	02/19/2020
	28	Wofford	12/19/2018
4	27	Arkansas	01/22/2020
	27	Alabama State	11/10/2017
	27	at Auburn	02/07/2017
7	26	Stephen F. Austin	11/22/2017
8	25	Tennessee	02/01/2020
	25	Radford	12/18/2019
10	24	[22] Arkansas	01/02/2018
	24	Texas A&M	01/14/2017

**FREE THROW ATTEMPTS • ALL GAMES**

RANK	FTA	OPPONENT	DATE
1	40	[22] Arkansas	01/02/2018
2	38	Kent State	12/30/2019
3	36	South Carolina	02/19/2020
	36	Wofford	12/19/2018
5	35	Stephen F. Austin	11/22/2017
	35	Alabama State	11/10/2017

**FREE THROW PERCENTAGE • ALL GAMES**

RANK	FT%	OPPONENT	DATE
1	93.3 • 14-15	at South Carolina	01/31/2018
2	92.3 • 12-13	vs. No. 17 Villanova	11/22/2019
	92.3 • 12-13	vs. LSU • SEC-T	03/08/2017
4	90.9 • 20-22	BYU	12/29/2018
5	90.5 • 19-21	[13] Missouri	01/05/2021
6	90.0 • 18-20	South Carolina	02/23/2019
7	88.2 • 15-17	at [18] Alabama	01/23/2021
	88.2 • 15-17	at Florida	01/28/2020
	88.2 • 15-17	Ole Miss	01/23/2016
10	87.5 • 14-16	vs. [13] Tennessee • SEC-T	03/09/2018
	87.5 • 14-16	at [14] Kentucky	01/12/2016
12	87.1 • 27-31	Arkansas	01/22/2020
13	85.7 • 18-21	at LSU	01/11/2020
	85.7 • 12-14	at Vanderbilt	01/19/2019
	85.7 • 12-14	vs. UTEP	11/20/2016

**REBOUNDS • ALL GAMES**

RANK	REB	OPPONENT	DATE
1	55	Tennessee	02/04/2017
2	53	UT Martin	12/16/2017
3	52	Long Beach State	11/16/2018
4	50	Jackson State	12/08/2020
	50	Arkansas	02/09/2016
6	49	South Carolina	02/24/2021
	49	at LSU	01/11/2020
	49	Ole Miss	02/21/2017
9	47	Florida	01/16/2021
	47	Mississippi Valley State	12/21/2020
	47	Nebraska • NIT	03/14/2018
	47	Alabama State	11/10/2017



## REBOUNDED MARGIN • ALL GAMES

RANK	RM	OPPONENT	DATE
1	+25 • 49-24	South Carolina	02/24/2020
	+25 • 50-25	Jackson State	12/08/2020
	+25 • 41-16	vs. Tulane	11/21/2019
	+25 • 46-21	North Florida • UNF	12/30/2017
5	+24 • 53-29	UT Martin	12/16/2017
6	+23 • 47-27	Mississippi Valley State	12/21/2020
7	+21 • 47-26	Florida	01/16/2021
8	+20 • 41-21	at Auburn	03/02/2019
9	+19 • 46-27	Texas State	11/30/2020
10	+18 • 40-22	Georgia	01/18/2020
	+18 • 49-31	at LSU	01/11/2020
	+18 • 45-27	New Orleans	11/17/2019
	+18 • 52-34	Long Beach State	11/16/2018

## REBOUNDED DEFICIT • ALL GAMES

RANK	RD	OPPONENT	DATE
1	-25 • 51-26	at South Carolina	01/26/2016
2	-17 • 50-33	vs. [13] Tennessee • SEC-T	03/09/2018
	-17 • 43-26	Alabama	01/03/2017
4	-15 • 38-23	Texas A&M	01/14/2017
5	-14 • 49-35	at Tennessee	01/21/2017
	-14 • 49-35	vs. Central Florida • UCF	11/17/2016
	-14 • 46-32	at Florida State • FSU	12/16/2015
	-14 • 41-27	vs. Miami • Florida	11/19/2015

## ASSISTS • ALL GAMES

RANK	ASST	OPPONENT	DATE
1	24	Alcorn State	11/26/2018
	24	at Baylor • NIT	03/18/2018
	24	North Florida • UNF	12/30/2017
4	22	Texas A&M	03/09/2019
	22	vs. Clemson	12/08/2018
6	21	Iowa State	01/30/2021
	21	Georgia	01/18/2020
	21	at Coastal Carolina	11/24/2019
	21	UT Martin	12/16/2017
	21	LSU	03/04/2017
	21	vs. Southern Miss • USM	12/19/2016
	21	vs. Northern Colorado	12/23/2015
13	20	New Orleans	11/17/2019
	20	[16] Auburn	01/26/2019
	20	Vanderbilt	01/16/2018
	20	South Carolina	02/27/2016
	20	vs. Missouri State	11/22/2015

## STEALS • ALL GAMES

RANK	STL	OPPONENT	DATE
1	17	Oregon State	12/01/2016
2	15	Alabama	02/12/2019
	15	Hartford	11/11/2018
4	14	at Arkansas	02/16/2019
5	13	at [18] Alabama	01/23/2021
	13	South Carolina	02/24/2018
	13	Dayton	12/03/2017
	13	Ole Miss	02/21/2017
	13	vs. Boise State	11/18/2016
	13	South Carolina	02/27/2016

## BLOCKS • ALL GAMES

RANK	BLK	OPPONENT	DATE
1	13	Florida A&M	11/18/2017
2	12	[8] Auburn	01/04/2020
	12	at South Carolina	01/26/2016
3	11	vs. Southern Miss • USM	12/19/2016
4	10	South Carolina	02/23/2019
	10	Long Beach State	11/16/2018
	10	Stephen F. Austin	11/22/2017
	10	Texas Southern	12/02/2015

## TURNOVERS • ALL GAMES

RANK	TO	OPPONENT	DATE
1	26	at Arkansas	02/02/2021
2	25	vs. Tulane	11/21/2019
3	24	Dayton	12/03/2017
4	23	Sam Houston State	11/08/2019
5	22	South Carolina	02/19/2020
	22	Ole Miss	02/21/2017
6	21	South Carolina	02/24/2021
	21	at South Carolina	02/06/2021
8	20	at South Carolina	02/28/2017

**POINTS SCORED • SEC OPPONENTS**

RANK	PTS	OPPONENT	DATE
1	95	at LSU	01/07/2017
2	93	at Texas A&M	02/20/2018
3	92	Texas A&M	03/09/2019
	92	[16] Auburn	01/26/2019
	92	at Auburn	02/07/2017
6	91	Georgia	01/18/2020
7	89	Missouri	01/25/2017
8	88	[21] LSU	02/06/2019
	88	LSU	03/04/2017
10	86	Tennessee	02/01/2020

**POINTS ALLOWED LOW • SEC OPPONENTS**

RANK	PTS	OPPONENT	DATE
1	44	Ole Miss	03/07/2020
2	45	Missouri	01/14/2020
3	46	Arkansas	02/09/2016
4	48	South Carolina	02/24/2021
5	49	Missouri	02/26/2019
6	52	vs. LSU • SEC-T	03/08/2017
7	54	vs. Texas A&M • SEC-T	03/14/2019
8	55	at Vanderbilt	01/19/2019
9	56	at Ole Miss	02/20/2021
	56	[18] Tennessee	01/26/2021
	56	Texas A&M	01/13/2021

**MARGIN OF VICTORY • SEC OPPONENTS**

RANK	MOV	OPPONENT	DATE
1	+32 • 91-59	Georgia	01/18/2020
	+32 • 78-46	Arkansas	02/09/2016
3	+27 • 72-45	Missouri	01/14/2020
	+27 • 79-52	vs. LSU • SEC-T	03/08/2017
5	+26 • 70-54	vs. Texas A&M • SEC-T	03/14/2019
6	+25 • 69-44	Ole Miss	03/07/2020
7	+21 • 69-48	South Carolina	02/24/2021
8	+19 • 68-49	Missouri	02/26/2019
	+19 • 81-62	Alabama	02/12/2019
10	+18 • 80-62	Vanderbilt	01/16/2018
11	+17 • 79-62	Ole Miss	02/17/2018
	+17 • 95-78	at LSU	01/07/2017
13	+16 • 75-59	at South Carolina	02/06/2021
	+16 • 71-55	at Vanderbilt	01/19/2019
15	+15 • 78-63	[13] Missouri	01/05/2021
	+15 • 76-61	South Carolina	02/23/2019
	+15 • 72-57	Georgia	02/03/2018
	+15 • 89-74	Missouri	01/25/2017

**POINTS SCORED LOW • SEC OPPONENTS**

RANK	PTS	OPPONENT	DATE
1	45	at Arkansas	02/02/2021
2	46	Ole Miss	01/19/2021
3	48	at Vanderbilt	02/25/2017
4	51	Vanderbilt	02/13/2021
5	52	[15] Florida	02/18/2017

**POINTS ALLOWED • SEC OPPONENTS**

RANK	PTS	OPPONENT	DATE
1	98	at Auburn	02/07/2017
2	94	LSU	02/10/2021
3	92	[21] LSU	02/06/2019
4	91	at Tennessee	01/21/2017
5	90	at Alabama	01/08/2020

**MARGIN OF DEFEAT • SEC OPPONENTS**

RANK	MOD	OPPONENT	DATE
1	-29 • 77-48	at Vanderbilt	02/25/2017
2	-27 • 88-61	at Ole Miss	01/31/2017
3	-25 • 83-58	at Ole Miss	02/11/2020
4	-22 • 76-54	[16] Tennessee	02/27/2018
5	-21 • 72-51	Vanderbilt	02/13/2021
	-21 • 90-69	at Alabama	01/08/2020
	-21 • 76-55	at [8] Kentucky	01/22/2019
	-21 • 78-57	at LSU	03/03/2018
9	-20 • 75-55	vs. Alabama • SEC-T	03/09/2017

**POINTS SCORED • 1ST HALF • SEC OPPONENTS**

RANK	PTS	OPPONENT	DATE
1	52	at LSU	01/07/2017
2	48	LSU	03/04/2017
3	47	[16] Auburn	01/26/2019
4	46	Texas A&M	03/09/2019
5	45	vs. LSU • SEC-T	03/08/2018
6	44	Ole Miss	02/17/2018
7	43	Alabama	02/12/2019
8	42	Georgia	01/18/2020
	42	[21] LSU	02/06/2019
	42	Arkansas	02/09/2016
	42	at Florida	01/19/2016

**POINTS ALLOWED LOW • 1ST HALF • SEC OPPONENTS**

RANK	PTS	OPPONENT	DATE
1	20	Missouri	01/14/2020
	20	Auburn	03/05/2016
	20	Arkansas	02/09/2016
	20	at Missouri	01/30/2016
5	21	Georgia	02/03/2018

**HALFTIME LEAD • SEC OPPONENTS**

RANK	HL	OPPONENT	DATE
1	+22 • 42-20	Arkansas	02/09/2016
2	+21 • 44-23	Ole Miss	02/17/2018
3	+20 • 40-20	Missouri	01/14/2020
4	+19 • 52-33	at LSU	01/07/2017
	+19 • 39-20	Auburn	03/05/2016

**POINTS SCORED LOW • 1ST HALF • SEC OPPONENTS**

RANK	PTS	OPPONENT	DATE
1	20	Alabama	01/03/2017
2	21	No. 6 Alabama	02/27/2021
	21	Ole Miss	01/19/2021
	21	Tennessee	02/04/2017
	21	Georgia	02/13/2016

**POINTS ALLOWED • 1ST HALF • SEC OPPONENTS**

RANK	PTS	OPPONENT	DATE
1	51	at Ole Miss	01/31/2017
2	48	at Auburn	02/07/2017
3	46	[5] Kentucky	01/17/2017
4	45	Vanderbilt	02/13/2021
	45	at Florida	01/28/2020
	45	[16] Auburn	01/26/2019

**HALFTIME DEFICIT • SEC OPPONENTS**

RANK	MOD	OPPONENT	DATE
1	-20 • 48-28	at Auburn	02/07/2017
2	-19 • 41-22	at Alabama	01/20/2018
3	-18 • 51-33	at Ole Miss	01/31/2017
4	-15 • 45-30	Vanderbilt	02/13/2021
	-15 • 40-25	[5] Kentucky	02/09/2019

**POINTS SCORED • 2ND HALF • SEC OPPONENTS**

RANK	PTS	OPPONENT	DATE
1	64	at Auburn	02/07/2017
2	58	Tennessee	02/01/2020
3	52	at Texas A&M	02/20/2018
4	51	[13] Missouri	01/05/2021
5	50	at Auburn	03/02/2019
	50	at Alabama	01/29/2019
	50	Missouri	01/25/2017
8	49	Vanderbilt	02/08/2020
	49	at [15] Kentucky	02/04/2020
	49	Georgia	01/18/2020
	49	at Vanderbilt	02/14/2018

**POINTS ALLOWED LOW • 2ND HALF • SEC OPPONENTS**

RANK	PTS	OPPONENT	DATE
1	19	Ole Miss	03/07/2020
2	23	Missouri	02/26/2019
3	24	[13] Missouri	01/05/2021
4	25	Missouri	01/14/2020
	25	South Carolina	02/23/2019
	25	[15] Florida	02/18/2017

**2ND HALF MARGIN OF VICTORY • SEC OPPONENTS**

RANK	MOV	OPPONENT	DATE
1	+27 • 51-24	[13] Missouri	01/05/2021
2	+22 • 47-25	South Carolina	02/23/2019
3	+21 • 49-28	Georgia	01/18/2020
4	+19 • 58-39	Tennessee	02/01/2020
	+19 • 50-31	Missouri	01/25/2017
6	+17 • 43-26	at Florida	01/28/2020
	+17 • 43-26	Tennessee	02/04/2017
8	+16 • 45-29	at Arkansas	02/16/2019
9	+15 • 42-27	vs. LSU • SEC-T	03/08/2017

**POINTS SCORED LOW • 2ND HALF • SEC OPPONENTS**

RANK	PTS	OPPONENT	DATE
1	20	[16] Tennessee	02/27/2018
2	21	Vanderbilt	02/13/2021
3	22	Texas A&M	01/13/2021
4	23	at Arkansas	02/02/2021
5	24	at Ole Miss	02/11/2020
	24	at Ole Miss	01/06/2018

**POINTS ALLOWED • 2ND HALF • SEC OPPONENTS**

RANK	PTS	OPPONENT	DATE
1	54	at Tennessee	01/21/2017
2	53	LSU	02/10/2021
3	52	[22] Auburn	01/13/2018
4	51	at Texas A&M	02/22/2020
	51	[8] Auburn	01/04/2020
	51	at Georgia	02/14/2017
7	50	at Ole Miss	02/11/2020
	50	at Auburn	02/07/2017

**2ND HALF MARGIN OF DEFEAT • SEC OPPONENTS**

RANK	MOD	OPPONENT	DATE
1	-26 • 50-24	at Ole Miss	02/11/2020
2	-19 • 52-33	[22] Auburn	01/13/2018
3	-16 • 41-25	at LSU	03/03/2018
4	-16 • 36-20	[16] Tennessee	02/27/2018
5	-15 • 40-25	at Vanderbilt	02/25/2017

**FIELD GOALS MADE • SEC OPPONENTS**

RANK	FGM	OPPONENT	DATE
1	37	Georgia	01/18/2020
2	36	LSU	03/04/2017
3	33	Texas A&M	03/09/2019
	33	at LSU	01/07/2017
	33	Alabama	02/02/2016

**FIELD GOALS ATTEMPTS • SEC OPPONENTS**

RANK	FGA	OPPONENT	DATE
1	74	Ole Miss	02/21/2017
2	71	at Alabama	01/29/2019
	71	Alabama	02/02/2016
<b>4</b>	<b>69</b>	<b>Kentucky</b>	<b>01/02/2021</b>
	69	at Alabama	01/08/2020
	69	at Missouri	02/10/2018

**FIELD GOAL PERCENTAGE • SEC OPPONENTS**

RANK	FG%	OPPONENT	DATE
1	61.7 • 37-60	Georgia	01/18/2020
<b>2</b>	<b>60.8 • 31-51</b>	<b>at Vanderbilt</b>	<b>01/09/2021</b>
3	58.8 • 30-51	at Arkansas	02/15/2020
4	58.5 • 31-53	at Vanderbilt	02/14/2018
5	58.3 • 28-48	vs. LSU • SEC-T	03/08/2018
6	57.1 • 28-49	Tennessee	02/01/2020
	57.1 • 32-56	Missouri	01/25/2017
8	56.4 • 31-55	Ole Miss	02/17/2018
9	54.7 • 29-53	Missouri	01/27/2018
10	54.5 • 30-55	Missouri	01/14/2020
	54.5 • 36-66	LSU	03/04/2017

**FIELD GOALS MADE • 1ST HALF • SEC OPPONENTS**

RANK	FGM	OPPONENT	DATE
1	20	at LSU	01/07/2017
2	19	LSU	03/04/2017
3	18	at Arkansas	02/15/2020
	18	Georgia	01/18/2020
	18	Arkansas	02/09/2016
6	17	Alabama	02/25/2020
	17	Missouri	01/14/2020

**FIELD GOAL PERCENTAGE • 1ST HALF • SEC OPPONENTS**

RANK	FG%	OPPONENT	DATE
1	64.0 • 16-25	vs. LSU • SEC-T	03/08/2018
<b>2</b>	<b>62.5 • 15-24</b>	<b>at Vanderbilt</b>	<b>01/09/2021</b>
3	62.1 • 18-29	at Arkansas	02/15/2020
4	60.7 • 17-28	Missouri	01/14/2020
5	60.0 • 15-25	[21] LSU	02/06/2019
	60.0 • 18-30	Arkansas	02/09/2016

**FIELD GOALS MADE • 2ND HALF • SEC OPPONENTS**

RANK	FGM	OPPONENT	DATE
1	21	at Alabama	01/29/2019
<b>2</b>	<b>19</b>	<b>[13] Missouri</b>	<b>01/05/2021</b>
	19	Georgia	01/18/2020
4	18	Tennessee	02/01/2020
	18	vs. [8] Tennessee • SEC-T	03/15/2019
	18	at Vanderbilt	02/14/2018
	18	at Missouri	02/10/2018
	18	Missouri	01/27/2018
	18	at Auburn	02/07/2017
	18	Missouri	01/25/2017
	18	[5] Kentucky	01/17/2017
	18	Tennessee	01/16/2016

**FIELD GOAL PERCENTAGE • 2ND HALF • SEC OPPONENTS**

RANK	FG%	OPPONENT	DATE
1	69.2 • 18-26	Tennessee	02/01/2020
2	68.4 • 13-19	Texas A&M	01/14/2017
<b>3</b>	<b>67.9 • 19-28</b>	<b>[13] Missouri</b>	<b>01/05/2021</b>
	67.9 • 19-28	Georgia	01/18/2020
5	66.7 • 18-27	at Vanderbilt	02/14/2018
	66.7 • 18-27	Missouri	01/27/2018
7	65.4 • 17-26	South Carolina	02/23/2019

**3-POINT FIELD GOALS MADE • SEC OPPONENTS**

RANK	3FGM	OPPONENT	DATE
1	16	Texas A&M	03/09/2019
2	13	[16] Auburn	01/26/2019
<b>3</b>	<b>12</b>	<b>at Georgia</b>	<b>12/30/2020</b>
	12	Ole Miss	02/17/2018
	12	Missouri	01/25/2017
	12	at Arkansas	01/10/2017
	12	Ole Miss	01/23/2016
8	11	vs. Texas A&M • SEC-T	03/14/2019
	11	at South Carolina	01/08/2019
	11	at Missouri	02/10/2018
	11	vs. LSU • SEC-T	03/08/2017
	11	[19] South Carolina	02/11/2017
	11	at Auburn	02/07/2017
	11	at LSU	01/07/2017
	11	Auburn	03/05/2016
	11	at South Carolina	01/26/2016

**3-POINT FIELD GOAL ATTEMPTS • SEC OPPONENTS**

RANK	3FGA	OPPONENT	DATE
1	34	Texas A&M	03/09/2019
2	31	at Missouri	02/10/2018
3	30	at Auburn	03/20/2019
	30	[16] Auburn	01/26/2019
	30	vs. LSU • SEC-T	03/08/2017

**3-POINT FIELD GOAL PERCENTAGE • SEC OPPONENTS**

**MIN • 10 3-PT FIELD GOAL ATTEMPTS**

RANK	3FG%	OPPONENT	DATE
1	58.8 • 10-17	Florida	01/15/2019
	58.8 • 10-17	vs. LSU • SEC-T	03/08/2018
	58.8 • 10-17	at Vanderbilt	02/14/2018
<b>3</b>	<b>52.6 • 10-19</b>	<b>at South Carolina</b>	<b>02/06/2021</b>
4	52.2 • 12-23	Ole Miss	02/17/2018
	52.2 • 12-23	Missouri	01/25/2017
6	50.0 • 11-22	at LSU	01/07/2017
	50.0 • 12-24	Ole Miss	01/23/2016

**FREE THROWS MADE • SEC OPPONENTS**

RANK	FTM	OPPONENT	DATE
1	28	South Carolina	02/19/2020
2	27	Arkansas	01/22/2020
	27	at Auburn	02/07/2017
4	25	Tennessee	02/01/2020
5	24	[22] Arkansas	01/02/2018
	24	Texas A&M	01/14/2017
7	23	[16] Auburn	01/26/2019
	23	at Texas A&M	02/20/2018
9	22	at South Carolina	03/03/2020
	22	at Arkansas	01/10/2017
10	20	at Ole Miss	02/11/2020
	20	Arkansas	02/09/2016

**FREE THROW ATTEMPTS • SEC OPPONENTS**

RANK	FTA	OPPONENT	DATE
1	40	[22] Arkansas	01/02/2018
2	36	South Carolina	02/19/2020
3	34	[16] Auburn	01/26/2019
	34	at Auburn	02/07/2017
5	32	at Arkansas	01/10/2017
6	31	Arkansas	01/22/2020
	31	Tennessee	02/04/2017
8	30	Tennessee	02/01/2020
	30	Texas A&M	01/14/2017

**FREE THROW PERCENTAGE • SEC OPPONENTS**

**MIN • 10 FT MADE**

RANK	FT%	OPPONENT	DATE
1	93.3 • 14-15	at South Carolina	01/31/2018
2	92.3 • 12-13	vs. LSU • SEC-T	03/08/2017
<b>3</b>	<b>90.5 • 19-21</b>	<b>[13] Missouri</b>	<b>01/05/2021</b>
4	90.0 • 18-20	South Carolina	02/23/2019
<b>5</b>	<b>88.2 • 15-17</b>	<b>at [18] Alabama</b>	<b>01/23/2021</b>
	88.2 • 15-17	at Florida	01/28/2020
	88.2 • 15-17	Ole Miss	01/23/2016
8	87.5 • 14-16	vs. [13] Tennessee • SEC-T	03/09/2018
	87.5 • 14-16	at [14] Kentucky	01/12/2016
10	87.1 • 27-31	Arkansas	01/22/2020
11	85.7 • 18-21	at LSU	01/11/2020
	85.7 • 12-14	at Vanderbilt	01/19/2019

**REBOUNDS • SEC OPPONENTS**

RANK	REB	OPPONENT	DATE
1	55	Tennessee	02/04/2017
2	50	Arkansas	02/09/2016
<b>3</b>	<b>49</b>	<b>South Carolina</b>	<b>02/24/2021</b>
	49	at LSU	01/11/2020
	49	Ole Miss	02/21/2017
<b>6</b>	<b>47</b>	<b>Florida</b>	<b>01/16/2021</b>
<b>7</b>	<b>46</b>	<b>at South Carolina</b>	<b>02/06/2021</b>
	<b>46</b>	<b>Kentucky</b>	<b>01/02/2021</b>
	46	[8] Auburn	01/04/2020
9	45	at Ole Miss	01/06/2018
10	44	at Texas A&M	02/20/2018

**REBOUNDED MARGIN • SEC OPPONENTS**

RANK	RM	OPPONENT	DATE
<b>1</b>	<b>+25 • 49-24</b>	<b>South Carolina</b>	<b>02/24/2021</b>
<b>2</b>	<b>+21 • 47-26</b>	<b>Florida</b>	<b>01/16/2021</b>
3	+20 • 41-21	at Auburn	03/02/2019
4	+18 • 40-22	Georgia	01/18/2020
	+18 • 49-31	at LSU	01/11/2020
6	+17 • 37-20	Georgia	02/03/2018
<b>7</b>	<b>+16 • 46-30</b>	<b>at South Carolina</b>	<b>02/06/2021</b>
<b>8</b>	<b>+15 • 37-22</b>	<b>[13] Missouri</b>	<b>01/05/2021</b>

## REBOUNDING DEFICIT • SEC OPPONENTS

RANK	RD	OPPONENT	DATE
1	-25 • 51-26	at South Carolina	01/26/2016
2	-17 • 50-33	vs. [13] Tennessee • SEC-T	03/09/2018
	-17 • 43-26	Alabama	01/03/2017
4	-15 • 38-23	Texas A&M	01/14/2017
5	-14 • 49-35	at Tennessee	01/21/2017

## ASSISTS • SEC OPPONENTS

RANK	ASST	OPPONENT	DATE
1	22	Texas A&M	03/09/2019
2	21	Georgia	01/18/2020
	21	LSU	03/04/2017
4	20	[16] Auburn	01/26/2019
	20	Vanderbilt	01/16/2018
	20	South Carolina	02/27/2016
7	19	at Texas A&M	02/22/2020
	19	Florida	01/15/2019
	19	at Texas A&M	02/20/2018
<b>10</b>	<b>18</b>	<b>LSU</b>	<b>02/10/2021</b>
	18	at Vanderbilt	02/14/2018
	18	Tennessee	01/16/2016

## STEALS • SEC OPPONENTS

RANK	STL	OPPONENT	DATE
1	15	Alabama	02/12/2019
2	14	at Arkansas	02/16/2019
<b>3</b>	<b>13</b>	<b>at [18] Alabama</b>	<b>01/23/2021</b>
	13	South Carolina	02/24/2018
	13	Ole Miss	02/21/2017
	13	South Carolina	02/27/2016
7	12	vs. LSU • SEC-T	03/08/2017
	12	at Ole Miss	03/02/2016
9	11	[21] LSU	02/06/2019
	11	[16] Auburn	01/26/2019
	11	Texas A&M	01/14/2017
	11	at Florida	01/19/2016

## BLOCKS • SEC OPPONENTS

RANK	BLK	OPPONENT	DATE
1	12	[8] Auburn	01/04/2020
	12	at South Carolina	01/26/2016
3	10	South Carolina	02/23/2019
4	9	at South Carolina	01/08/2019
	9	Arkansas	02/09/2016
6	8	Alabama	02/25/2020
	8	Vanderbilt	02/08/2020
	8	Missouri	02/26/2019
	8	vs. [13] Tennessee • SEC-T	03/09/2018
	8	vs. LSU • SEC-T	03/08/2018
	8	[22] Auburn	01/13/2018
	8	[22] Arkansas	01/02/2018

## TURNOVERS • SEC OPPONENTS

RANK	TO	OPPONENT	DATE
<b>1</b>	<b>26</b>	<b>at Arkansas</b>	<b>02/02/2021</b>
2	22	South Carolina	02/19/2020
	22	Ole Miss	02/21/2017
<b>4</b>	<b>21</b>	<b>South Carolina</b>	<b>02/24/2021</b>
	<b>21</b>	<b>at South Carolina</b>	<b>02/06/2021</b>
6	20	at South Carolina	02/28/2017



# BEN HOWLAND ERA RECORDS • INDIVIDUAL

## POINTS SCORED • ALL GAMES

RANK	PTS	PLAYER	OPPONENT	DATE
1	35	Tyson Carter	North Dakota State	11/30/2017
<b>2</b>	<b>32</b>	<b>D.J. Stewart Jr.</b>	<b>vs. Dayton</b>	<b>12/12/2020</b>
3	31	Quinnndary Weatherspoon	at Georgia	02/20/2019
<b>4</b>	<b>29</b>	<b>D.J. Stewart Jr.</b>	<b>at South Carolina</b>	<b>02/06/2021</b>
	29	Quinnndary Weatherspoon	Missouri	01/25/2017
6	28	Tyson Carter	Sam Houston State	11/08/2019
	28	Aric Holman	BYU	12/29/2018
	28	Lamar Peters	vs. Clemson	12/08/2018
	28	Gavin Ware	at Ole Miss	03/02/2016
	28	Gavin Ware	Alabama	02/02/2016
<b>11</b>	<b>27</b>	<b>D.J. Stewart Jr.</b>	<b>at [18] Alabama</b>	<b>01/23/2021</b>
	<b>27</b>	<b>Tolu Smith</b>	<b>Florida</b>	<b>01/16/2021</b>
	27	Reggie Perry	at Florida	01/28/2020
	27	Quinnndary Weatherspoon	vs. Liberty • NCAA-T	03/22/2019
	27	Quinnndary Weatherspoon	LSU	02/06/2019
	27	Quinnndary Weatherspoon	at Ole Miss	02/02/2019
	27	Quinnndary Weatherspoon	[16] Auburn	01/26/2019
	27	Quinnndary Weatherspoon	BYU	12/29/2018
	27	Lamar Peters	McNeese State	12/04/2018
	27	Quinnndary Weatherspoon	Morehead State	12/22/2016
21	26	Tyson Carter	at Arkansas	02/15/2020
	26	Reggie Perry	Arkansas	01/22/2020
	26	Reggie Perry	Kent State	12/30/2019
	26	Gavin Ware	Eastern Washington	11/13/2015
25	25	Reggie Perry	Vanderbilt	02/08/2020
	25	Quinnndary Weatherspoon	at Auburn	03/02/2019
	25	Tyson Carter	Stephen F. Austin • SFA	11/22/2017
	25	Quinnndary Weatherspoon	at Auburn	02/07/2017
	25	Lamar Peters	[5] Kentucky	01/17/2017
	25	Quinnndary Weatherspoon	at Arkansas	01/10/2017
	25	Quinnndary Weatherspoon	Missouri-Kansas City • UMKC	12/29/2016
	25	Quinnndary Weatherspoon	vs. Boise State	11/18/2016
	25	Malik Newman	Ole Miss	01/23/2016
	25	Gavin Ware	vs. Missouri State	11/22/2015
	25	I.J. Ready	Eastern Washington	11/13/2015
<b>36</b>	<b>24</b>	<b>Tolu Smith</b>	<b>LSU</b>	<b>02/10/2021</b>
	<b>24</b>	<b>Iverson Molinar</b>	<b>at Vanderbilt</b>	<b>01/09/2021</b>
	<b>24</b>	<b>D.J. Stewart</b>	<b>[13] Missouri</b>	<b>01/05/2021</b>
	<b>24</b>	<b>Iverson Molinar</b>	<b>at Georgia</b>	<b>12/30/2020</b>
	24	Tyson Carter	at South Carolina	03/03/2020
	24	Reggie Perry	at Ole Miss	02/11/2020
	24	Reggie Perry	Tennessee	02/01/2020
	24	Lamar Peters	vs. LSU • SEC-T	03/08/2018
	24	Lamar Peters	Georgia State	12/04/2016
	24	Quinnndary Weatherspoon	Vanderbilt	02/16/2016
	24	Craig Sword	at [21] Texas A&M	02/24/2016
<b>47</b>	<b>23</b>	<b>D.J. Stewart Jr.</b>	<b>Texas State</b>	<b>11/30/2020</b>
	23	Reggie Perry	Missouri	01/14/2020
	23	Tyson Carter	Florida International	11/05/2019
	23	Aric Holman	North Florida • UNF	12/30/2017
	23	Lamar Peters	at Auburn	02/07/2017
	23	Lamar Peters	Missouri	01/25/2017
	23	Quinnndary Weatherspoon	Tennessee	01/16/2016
54	22	Reggie Perry	Ole Miss	03/07/2020
	22	Reggie Perry	Georgia	01/18/2020
	22	Tyson Carter	vs. [17] Villanova	11/22/2019
	22	Tyson Carter	Missouri	02/26/2019
	22	Quinnndary Weatherspoon	at Arkansas	02/16/2019
	22	Lamar Peters	Alabama	02/12/2019
	22	Aric Holman	vs. Arizona State	11/19/2018
	22	Quinnndary Weatherspoon	Hartford	11/11/2018
	22	Lamar Peters	vs. [13] Tennessee • SEC-T	03/09/2018
	22	Lamar Peters	at Missouri	02/10/2018
	22	Nick Weatherspoon	[22] Arkansas	01/02/2018
	22	Quinnndary Weatherspoon	[22] Arkansas	01/02/2018
	22	Quinnndary Weatherspoon	North Georgia	12/09/2017
	22	Tyson Carter	[19] South Carolina	02/11/2017
	22	Quinnndary Weatherspoon	Norfolk State	11/11/2016
	22	Gavin Ware	UT Martin	11/28/2015
<b>70</b>	<b>21</b>	<b>Iverson Molinar</b>	<b>Jackson State</b>	<b>12/08/2020</b>
	21	Reggie Perry	Alabama	02/25/2020
	21	Nick Weatherspoon	Vanderbilt	02/08/2020

RANK	PTS	PLAYER	OPPONENT	DATE
	21	Reggie Perry	[8] Auburn	01/04/2020
	21	Iverson Molinar	vs. Tulane	11/21/2019
	21	Robert Woodard II	New Orleans	11/17/2019
	21	Lamar Peters	vs. Liberty • NCAA-T	03/22/2019
	21	Lamar Peters	Texas A&M	03/09/2019
	21	Tyson Carter	at Auburn	03/02/2019
	21	Reggie Perry	South Carolina	02/23/2019
	21	Reggie Perry	at Ole Miss	02/02/2019
	21	Quinnndary Weatherspoon	at Dayton	11/30/2018
	21	Quinnndary Weatherspoon	Long Beach State	11/16/2018
	21	Quinnndary Weatherspoon	Austin Peay	11/09/2018
	21	Quinnndary Weatherspoon	Little Rock	12/20/2017
	21	Aric Holman	UT Martin	12/16/2017
	21	Quinnndary Weatherspoon	UT Martin	12/16/2017
	21	Quinnndary Weatherspoon	Oregon State	12/01/2016
	21	Gavin Ware	Arkansas	02/09/2016
	21	Gavin Ware	Tennessee	01/16/2016
	21	Craig Sword	at Arkansas	01/09/2016
<b>93</b>	<b>20</b>	<b>Derek Fountain</b>	<b>LSU</b>	<b>02/10/2021</b>
	<b>20</b>	<b>Iverson Molinar</b>	<b>Iowa State</b>	<b>01/30/2021</b>
	<b>20</b>	<b>Iverson Molinar</b>	<b>[13] Missouri</b>	<b>01/05/2021</b>
	<b>20</b>	<b>Iverson Molinar</b>	<b>vs. Dayton</b>	<b>12/12/2020</b>
	<b>20</b>	<b>Tolu Smith</b>	<b>vs. Liberty</b>	<b>11/26/2020</b>
	<b>20</b>	<b>D.J. Stewart Jr.</b>	<b>vs. Liberty</b>	<b>11/26/2020</b>
	20	D.J. Stewart Jr.	Tennessee	02/01/2020
	20	Nick Weatherspoon	at Alabama	01/08/2020
	20	Tyson Carter	Louisiana Tech	12/05/2019
	20	Aric Holman	vs. [8] Tennessee • SEC-T	03/15/2019
	20	Quinnndary Weatherspoon	Texas A&M	03/09/2019
	20	Quinnndary Weatherspoon	Missouri	02/26/2019
	20	Quinnndary Weatherspoon	Alabama	02/12/2019
	20	Aric Holman	at South Carolina	01/08/2019
	20	Quinnndary Weatherspoon	vs. Clemson	12/08/2018
	20	Lamar Peters	Georgia	02/03/2018
	20	Quinnndary Weatherspoon	Missouri	01/27/2018
	20	Tyson Carter	Dayton	12/03/2017
	20	Quinnndary Weatherspoon	Stephen F. Austin • SFA	11/22/2017
	20	I.J. Ready	Ole Miss	02/21/2017
	20	I.J. Ready	Lehigh	11/25/2016
	20	I.J. Ready	at South Carolina	01/26/2016
	20	I.J. Ready	at Florida	01/19/2016
	20	Craig Sword	at Kentucky	01/12/2016
	20	Malik Newman	vs Northern Colorado	12/23/2015
	20	Craig Sword	at Florida State • FSU	12/16/2015
	20	Craig Sword	vs Miami • Florida	11/19/2015

## FIELD GOALS MADE • ALL GAMES

RANK	FGM	PLAYER	OPPONENT	DATE
<b>1</b>	<b>13</b>	<b>D.J. Stewart Jr.</b>	<b>vs. Dayton</b>	<b>12/12/2020</b>
2	12	Tyson Carter	North Dakota State	11/30/2017
	12	Gavin Ware	Alabama	02/02/2016
	12	Gavin Ware	vs Missouri State	11/22/2015
<b>5</b>	<b>11</b>	<b>Tolu Smith</b>	<b>Florida</b>	<b>01/16/2021</b>
	11	Quinnndary Weatherspoon	at Georgia	02/20/2019
	11	Quinnndary Weatherspoon	LSU	02/06/2019
	11	Aric Holman	BYU	12/29/2018
	11	Quinnndary Weatherspoon	Missouri	01/25/2017
	11	Gavin Ware	at Ole Miss	03/02/2016
	11	Gavin Ware	Eastern Washington	11/13/2015
<b>12</b>	<b>10</b>	<b>Tolu Smith</b>	<b>LSU</b>	<b>02/10/2021</b>
	<b>10</b>	<b>D.J. Stewart Jr.</b>	<b>at South Carolina</b>	<b>02/06/2021</b>
	<b>10</b>	<b>D.J. Stewart Jr.</b>	<b>[13] Missouri</b>	<b>01/05/2021</b>
	<b>10</b>	<b>Iverson Molinar</b>	<b>vs. Dayton</b>	<b>12/12/2020</b>
	10	Quinnndary Weatherspoon	Austin Peay	11/09/2018
	10	Aric Holman	North Florida • UNF	12/30/2017
	10	Quinnndary Weatherspoon	Morehead State	12/22/2016
	10	Gavin Ware	vs Miami • Florida	11/19/2015

# BEN HOWLAND ERA RECORDS • INDIVIDUAL

## FIELD GOAL ATTEMPTS • ALL GAMES

RANK	FGA	PLAYER	OPPONENT	DATE
1	23	Iverson Molinar	vs. Dayton	12/12/2020
2	22	D.J. Stewart Jr.	vs. Dayton	12/12/2020
3	21	D.J. Stewart Jr.	at [18] Alabama	01/23/2021
	21	Iverson Molinar	Kentucky	01/02/2021
5	20	D.J. Stewart Jr.	at Georgia	12/30/2020
	20	Quinnndary Weatherspoon	[15] Florida	02/18/2017

## FIELD GOAL PERCENTAGE • ALL GAMES • MIN • 5 FGM

RANK	FG%	PLAYER	OPPONENT	DATE
1	100.0 • 7-7	Nick Weatherspoon	Ole Miss	02/17/2018
	100.0 • 6-6	Abdul Ado	at Vanderbilt	02/14/2018
	100.0 • 6-6	Quinnndary Weatherspoon	UT Martin	11/28/2015
	100.0 • 5-5	Abdul Ado	Florida	01/16/2021
	100.0 • 5-5	Abdul Ado	vs. Liberty	11/26/2020
	100.0 • 5-5	Iverson Molinar	Kent State	12/30/2019
	100.0 • 5-5	KeyShawn Feazell	North Georgia	12/09/2017
	100.0 • 5-5	Aric Holman	North Georgia	12/09/2017
	100.0 • 5-5	Schneider Herard	at Alabama	01/28/2017
10	90.9 • 10-11	Tolu Smith	LSU	02/10/2021

## 3-POINT FIELD GOALS MADE • ALL GAMES

RANK	3FGM	PLAYER	OPPONENT	DATE
1	8	Lamar Peters	vs. Clemson	12/08/2018
	8	Lamar Peters	McNeese State	12/04/2018
3	7	Lamar Peters	Missouri	01/25/2017
	7	Malik Newman	Ole Miss	01/23/2016
5	6	Tyson Carter	Texas A&M	03/09/2019
	6	Tyson Carter	at Auburn	03/02/2019
	6	Tyson Carter	Dayton	12/03/2017
	6	Tyson Carter	North Dakota State	11/30/2017
	6	Quinnndary Weatherspoon	at Arkansas	01/10/2017
	6	Lamar Peters	Georgia State	12/04/2016

## 3-POINT FIELD GOAL ATTEMPTS • ALL GAMES

RANK	3FGA	PLAYER	OPPONENT	DATE
1	14	Tyson Carter	at Auburn	03/02/2019
2	13	Tyson Carter	Louisiana Tech	12/05/2019
	13	Lamar Peters	McNeese State	12/04/2018
4	11	Lamar Peters	vs. Clemson	12/08/2018
	11	Lamar Peters	Missouri	01/25/2017

## 3-POINT FIELD GOAL PERCENTAGE • ALL GAMES • MIN • 4 FGM

RANK	3FG%	PLAYER	OPPONENT	DATE
1	100.0 • 5-5	Aric Holman	vs. [8] Tennessee • SEC-T	03/15/2019
	100.0 • 5-5	Xavian Stapleton	at Vanderbilt	02/14/2018
	100.0 • 4-4	Quinnndary Weatherspoon	North Georgia	12/09/2017
	100.0 • 4-4	Quinnndary Weatherspoon	vs. Southern Miss • USM	12/19/2016
5	85.7 • 6-7	Quinnndary Weatherspoon	at Arkansas	01/10/2017

## FREE THROWS MADE • ALL GAMES

RANK	FTM	PLAYER	OPPONENT	DATE
1	14	Reggie Perry	Arkansas	01/22/2020
	14	Quinnndary Weatherspoon	Wofford	12/19/2018
3	13	Quinnndary Weatherspoon	vs. Liberty • NCAA-T	03/22/2019
4	12	Reggie Perry	Tennessee	02/01/2020
5	11	Quinnndary Weatherspoon	[16] Auburn	01/26/2019
	11	Quinnndary Weatherspoon	Stephen F. Austin • SFA	11/22/2017
	11	Lamar Peters	Texas A&M	01/14/2017
8	10	Reggie Perry	Kent State	12/30/2019
	10	Lamar Peters	at Auburn	02/07/2017

## FREE THROW ATTEMPTS • ALL GAMES

RANK	FTA	PLAYER	OPPONENT	DATE
1	16	Quinnndary Weatherspoon	vs. Liberty • NCAA-T	03/22/2019
	16	Reggie Perry	LSU	02/06/2019
3	15	Reggie Perry	Tennessee	02/01/2020
	15	Reggie Perry	Arkansas	01/22/2020
	15	Quinnndary Weatherspoon	Wofford	12/19/2018

## FREE THROW PERCENTAGE • ALL GAMES • MIN • 7 FTM

RANK	FT%	PLAYER	OPPONENT	DATE
1	100.0 • 11-11	Quinnndary Weatherspoon	[16] Auburn	01/26/2019
	100.0 • 11-11	Lamar Peters	Texas A&M	01/14/2017
	100.0 • 9-9	E.J. Datcher	Alabama State	11/10/2017
	100.0 • 9-9	Gavin Ware	Arkansas	02/09/2016
	100.0 • 8-8	Iverson Molinar	at [18] Alabama	01/23/2021
	100.0 • 7-7	D.J. Stewart Jr.	at [18] Alabama	01/23/2021
	100.0 • 7-7	Tyson Carter	Radford	12/18/2019
	100.0 • 7-7	Reggie Perry	Missouri	02/26/2019
	100.0 • 7-7	Reggie Perry	South Carolina	02/23/2019
	100.0 • 7-7	Quinnndary Weatherspoon	BYU	12/29/2018
	100.0 • 7-7	Quinnndary Weatherspoon	vs. LSU • SEC-T	03/08/2017
12	93.3 • 14-15	Reggie Perry	Arkansas	01/22/2020
	93.3 • 14-15	Quinnndary Weatherspoon	Wofford	12/19/2018

## REBOUNDS • ALL GAMES

RANK	REB	PLAYER	OPPONENT	DATE
1	17	Reggie Perry	Kent State	12/30/2019
2	16	Reggie Perry	at South Carolina	03/03/2020
	16	Robert Woodard II	New Orleans	11/17/2019
4	15	Reggie Perry	at LSU	01/11/2020
	15	Schneider Herard	Tennessee	02/04/2017
6	14	Tolu Smith	Florida	01/16/2021
	14	Reggie Perry	Ole Miss	03/07/2020
	14	Reggie Perry	Louisiana Tech	12/05/2019
	14	Reggie Perry	Louisiana-Monroe • ULM	11/14/2019
	14	Reggie Perry	Sam Houston State	11/08/2019
	14	Reggie Perry	at Auburn	03/02/2019
	14	Reggie Perry	Long Beach State	11/16/2018
	14	Quinnndary Weatherspoon	at Louisville • NIT	03/20/2018
	14	Aric Holman	Vanderbilt	01/16/2018
	14	Quinnndary Weatherspoon	at Missouri	01/30/2016

## ASSISTS • ALL GAMES

RANK	ASST	PLAYER	OPPONENT	DATE
1	14	Lamar Peters	Nebraska • NIT	03/14/2018
2	13	I.J. Ready	at South Carolina	02/28/2017
3	11	I.J. Ready	vs Northern Colorado	12/23/2015
	11	I.J. Ready	vs Missouri State	11/22/2015
5	10	Tyson Carter	vs. Coastal Carolina	11/24/2019
	10	Lamar Peters	[16] Auburn	01/26/2019
	10	Lamar Peters	at Baylor • NIT	03/18/2018
	10	Quinnndary Weatherspoon	North Dakota State	11/30/2017

## STEALS • ALL GAMES

RANK	STL	PLAYER	OPPONENT	DATE
1	6	Tyson Carter	Florida International	11/06/2019
	6	Lamar Peters	Missouri	02/26/2019
	6	Quinnndary Weatherspoon	at Arkansas	02/16/2019
	6	Quinnndary Weatherspoon	Hartford	11/11/2018
4	5	D.J. Stewart Jr.	at Arkansas	02/02/2021
	5	Lamar Peters	Texas A&M	01/14/2017
	5	I.J. Ready	at Arkansas	01/10/2017
	5	I.J. Ready	Oregon State	12/01/2016
	5	I.J. Ready	Northwestern State	11/28/2016
	5	I.J. Ready	South Carolina	02/27/2016

## BLOCKS • ALL GAMES

RANK	BLK	PLAYER	OPPONENT	DATE
1	9	Abdul Ado	[8] Auburn	01/04/2020
2	6	Abdul Ado	South Carolina	02/23/2019
3	5	Abdul Ado	North Texas	12/04/2020
	5	Abdul Ado	Sam Houston State	11/08/2019
	5	Abdul Ado	Missouri	02/26/2019
	5	Aric Holman	at South Carolina	01/08/2019
	5	Abdul Ado	Stephen F. Austin • SFA	11/22/2017
	5	Aric Holman	Northwestern State	11/28/2016
	5	Aric Holman	Norfolk State	11/11/2016

# PLAYER CAREER STATS

## NO. 0 JALEN JOHNSON • 2016-17 • FRESHMAN • SAINT LOUIS

OPPONENT	GS	PTS	REB	ASST	BLK	STL
Ball State		10	3	1	0	1
Southern Utah		4	2	0	0	1
Eastern Illinois		5	3	0	2	1
vs. Brigham Young • BYU		3	1	0	0	0
vs. Alabama		8	2	1	0	0
Samford		7	4	0	1	0
Kansas State		4	2	0	0	1
at Wichita State		5	5	0	0	0
Chicago State		4	3	1	0	1
at SIU • Carbondale		3	0	0	0	0
SIU • Edwardsville		2	2	1	0	0
Winthrop		13	4	1	1	1
Rhode Island • URI		4	5	0	0	1
at La Salle		0	2	2	0	0
Davidson		9	4	1	0	0
at Duquesne	•	9	3	1	0	0
at George Mason	•	17	10	2	0	1
St. Bonaventure	•	8	3	1	0	0
at Dayton	•	6	5	0	0	0
Massachusetts • UMass	•	14	9	0	1	2
at George Washington • GW	•	6	4	1	0	2
George Mason	•	8	8	0	1	0
North Carolina A&T	•	6	4	2	0	3
at St. Bonaventure	•	5	6	0	0	2
Duquesne	•	15	7	3	4	0
Dayton	•	3	4	2	0	2
at Fordham	•	8	3	2	0	2
at Va. Commonwealth • VCU	•	17	7	0	2	1
Saint Joseph's	→	17	10	0	2	1
La Salle	•	4	10	1	1	0
at Richmond	•	0	6	1	0	0
vs. Duquesne	•	9	4	1	1	0
vs. George Washington • GW	•	16	4	0	1	0
<b>TOTALS</b>	<b>18</b>	<b>249</b>	<b>149</b>	<b>25</b>	<b>17</b>	<b>23</b>

## NO. 0 JALEN JOHNSON • 2017-18 • SOPHOMORE • SAINT LOUIS

OPPONENT	GS	PTS	REB	ASST	BLK	STL
Seattle	•	4	3	1	1	1
Rockhurst	•	14	2	2	1	1
vs. Virginia Tech	•	7	5	1	0	0
vs. Providence	•	2	2	0	0	1
Detroit	•	24	3	1	0	0
Western Michigan	•	10	4	1	1	0
at Butler	•	3	3	0	0	0
SIU • Carbondale	•	12	4	0	1	0
Houston	•	5	1	1	1	0
Murray State	•	10	14	2	1	1
at Oregon State [PDX]	•	8	7	0	1	0
Campbell	•	17	3	2	1	0
Southeast Missouri State	•	3	3	2	0	0
at La Salle	•	10	5	0	3	2
at Davidson	•	9	4	1	0	2
Richmond	•	9	2	1	1	0
Rhode Island • URI	•	10	7	0	0	0
at George Mason	•	10	5	0	1	1
Duquesne	•	4	2	0	0	1
at Massachusetts • UMass	•	5	3	2	1	0
Va. Commonwealth • VCU	•	0	2	0	0	0
Dayton	•	16	1	0	1	0
at Saint Joseph's	•	11	4	0	0	0
Fordham	•	14	1	1	0	0
at St. Bonaventure	•	9	3	0	0	0
La Salle	•	0	1	0	0	0
at Richmond	•	7	3	0	0	0
at Dayton	•	2	8	0	0	0
George Washington • GW	•	20	6	0	2	0
at Duquesne	•	18	3	0	2	1
St. Bonaventure	•	0	6	1	0	0
vs. George Washington • GW	•	18	3	1	2	1
vs. Davidson	•	10	4	2	0	0
<b>TOTALS</b>	<b>24</b>	<b>301</b>	<b>127</b>	<b>22</b>	<b>21</b>	<b>12</b>

## NO. 0 JALEN JOHNSON • 2019-20 • RS JUNIOR • LOUISIANA-LAFAYETTE

OPPONENT	GS	PTS	REB	ASST	BLK	STL
Loyola • New Orleans	•	22	9	0	1	1
McNeese State	•	21	7	0	5	3
at Texas Christian • TCU	•	21	4	1	0	0
Youngstown State	•	16	10	1	0	2
at Wyoming	•	8	4	0	0	0
vs. Detroit	•	18	6	1	0	0
vs. UC Irvine • UCI	•	10	5	1	0	0
Southeastern Louisiana	•	26	10	2	0	0
at Arizona State	•	8	5	0	0	1
at Louisiana Tech	•	13	9	0	0	1
at Arkansas State	•	10	6	0	0	1
Little Rock • UALR	•	26	9	1	0	0
UC Santa Barbara	•	12	3	0	1	1
South Alabama	•	4	4	0	1	0
Troy	•	0	4	1	0	1
at Appalachian State	•	13	10	1	0	0
at Georgia State	•	12	7	0	0	0
at Georgia Southern	•	15	6	2	0	1
Texas-Arlington • UTA	•	23	8	1	0	0
Texas State	•	18	7	0	1	2
Louisiana-Monroe • ULM	•	27	7	2	3	2
at Texas-Arlington • UTA	•	15	13	1	0	0
at Texas State	•	12	6	0	2	1
Georgia State	•	17	10	1	1	0
Georgia Southern	•	14	3	2	0	0
at South Alabama	•	19	6	0	1	1
at Troy	•	20	5	2	2	2
at Louisiana-Monroe • ULM	•	15	9	2	0	1
Arkansas State	•	12	4	0	0	1
at Little Rock • UALR	•	8	3	1	0	0
Coastal Carolina	•	19	5	1	2	1
Arkansas State [SBT]	•	16	10	0	1	0
at Georgia Southern [SBT]	•	21	5	1	0	2
<b>TOTALS</b>	<b>33</b>	<b>511</b>	<b>219</b>	<b>25</b>	<b>21</b>	<b>25</b>

## NO. 0 JALEN JOHNSON • 2020-21 • RS SENIOR • MSU

OPPONENT	GS	PTS	REB	ASST	BLK	STL
vs. Clemson		5	2	1	0	0
vs. Liberty		7	4	2	0	0
Texas State		6	4	1	0	0
North Texas		10	2	0	0	0
Jackson State		3	2	0	1	0
vs. Dayton		0	0	0	0	0
Central Arkansas	•	15	3	0	1	0
Mississippi Valley State	•	10	3	0	0	1
at Georgia	•	12	5	0	0	0
Kentucky	•	14	2	2	0	0
No. 13 Missouri	•	3	2	0	0	0
at Vanderbilt	•	10	2	0	1	1
Texas A&M	•	6	2	1	0	1
Florida	•	3	0	2	0	2
Ole Miss	•	3	3	0	1	1
at No. 18 Alabama	•	0	0	0	0	0
at No. 18 Tennessee		0	1	0	0	1
Iowa State		5	0	0	0	0
at Arkansas		6	1	0	0	0
at South Carolina	DNP					
LSU	DNP					
Vanderbilt		0	0	0	0	0
at Ole Miss		0	0	1	0	0
South Carolina		0	0	0	0	0
No. 6 Alabama	•	7	3	0	0	0
at Texas A&M						
at Auburn						
<b>TOTALS</b>	<b>11</b>	<b>125</b>	<b>41</b>	<b>10</b>	<b>4</b>	<b>7</b>

## NO. 5 IVERSON MOLINAR • 2019-20 • FRESHMAN

OPPONENT	GS	PTS	REB	ASST	BLK	STL
Florida International	•	14	2	2	0	0
Sam Houston State	•	2	1	5	1	0
Louisiana-Monroe	•	10	2	1	0	0
New Orleans	•	10	1	3	1	0
vs. Tulane	•	21	2	5	0	0
vs. No. 17 Villanova	•	9	1	3	0	1
at Coastal Carolina	•	6	2	2	0	0
Louisiana Tech	•	7	0	4	0	0
vs. Kansas State		8	0	0	0	0
Radford		3	0	2	2	0
vs. New Mexico State		3	0	0	0	0
Kent State		16	3	4	0	0
No. 8 Auburn		4	1	0	0	1
at Alabama		7	1	1	0	0
at LSU		3	1	0	0	0
Missouri		4	1	1	0	1
Georgia		6	2	1	0	0
Arkansas		8	0	0	0	0
at Oklahoma [OKC]		4	2	1	0	0
at Florida		0	0	0	0	0
Tennessee		2	0	0	0	0
at No. 15 Kentucky		0	0	0	0	0
Vanderbilt		2	2	1	0	0
at Ole Miss		0	0	0	0	0
at Arkansas		8	1	1	0	0
South Carolina		3	1	0	0	0
at Texas A&M		5	1	1	0	3
Alabama		7	1	0	0	0
at Missouri		5	1	0	0	1
at South Carolina		3	2	2	0	1
Ole Miss		4	1	0	0	0
<b>TOTALS</b>	<b>8</b>	<b>184</b>	<b>32</b>	<b>40</b>	<b>4</b>	<b>8</b>

## NO. 1 IVERSON MOLINAR • 2020-21 • SOPHOMORE

OPPONENT	GS	PTS	REB	ASST	BLK	STL
vs. Clemson	DNP					
vs. Liberty	DNP					
Texas State	DNP					
North Texas	•	15	5	2	0	1
Jackson State	•	21	5	4	0	1
vs. Dayton	•	20	3	7	1	2
Central Arkansas	•	14	3	1	0	2
Mississippi Valley State	•	18	5	5	1	2
at Georgia	•	24	3	3	0	0
Kentucky	•	17	5	5	0	1
No. 13 Missouri	•	20	3	2	0	0
at Vanderbilt	•	24	8	1	0	4
Texas A&M	•	16	2	4	0	1
Florida	•	13	6	3	0	0
Ole Miss	•	7	6	3	0	1
at No. 18 Alabama	•	19	2	1	0	3
at No. 18 Tennessee	•	16	3	1	0	1
Iowa State	•	20	3	1	0	0
at Arkansas	•	6	3	3	0	0
at South Carolina	•	16	4	4	0	0
LSU	•	16	0	4	0	0
Vanderbilt	•	19	6	1	0	2
at Ole Miss	•	17	3	0	0	2
South Carolina		9	1	1	0	1
No. 6 Alabama	•	11	6	0	1	0
at Texas A&M						
at Auburn						
<b>TOTALS</b>	<b>21</b>	<b>358</b>	<b>85</b>	<b>56</b>	<b>3</b>	<b>24</b>

# **PLAYER CAREER STATS**

## **NO. 2 JAVIAN DAVIS • 2019-20 • RS FRESHMAN • ALABAMA**

OPPONENT	GS	PTS	REB	ASST	BLK	STL
Pennsylvania • Penn		2	2	0	0	0
Florida Atlantic • FAU	•	19	9	2	0	1
at Rhode Island • URI	•	11	7	1	0	0
Furman	•	10	5	0	1	1
vs. No. 6 North Carolina	•	5	5	1	0	2
vs. Iowa State		7	5	2	0	0
vs. Southern Miss • USM	•	6	4	1	0	3
Stephen F. Austin • SFA	•	11	2	0	0	2
at No. 21 Penn State	•	8	4	0	0	0
at Samford	•	6	5	1	2	2
vs. Belmont		12	6	0	0	0
Richmond	•	2	2	1	0	0
at Florida		0	4	0	0	0
Mississippi State		4	4	1	1	0
at No. 14 Kentucky		4	3	0	1	1
No. 4 Auburn		1	3	1	0	0
Missouri		2	1	0	0	0
at Vanderbilt		2	7	0	3	1
Kansas State		0	0	0	0	1
at No. 22 LSU		5	1	0	1	0
Arkansas	•	11	2	1	3	0
Tennessee	•	8	3	0	1	1
at Georgia	•	13	8	0	0	1
at No. 11 Auburn	•	0	3	0	0	0
No. 25 LSU		0	1	0	0	0
Texas A&M		0	0	0	0	1
at Ole Miss		10	4	1	0	0
at Mississippi State		2	3	0	0	0
South Carolina	•	20	10	1	0	1
Vanderbilt		3	3	0	0	1
at Missouri		2	2	0	0	0
<b>TOTALS</b>	<b>14</b>	<b>186</b>	<b>118</b>	<b>14</b>	<b>13</b>	<b>19</b>

## **NO. 2 JAVIAN DAVIS • 2020-21 • RS SOPHOMORE • MSU**

OPPONENT	GS	PTS	REB	ASST	BLK	STL
vs. Clemson		3	7	0	0	1
vs. Liberty		0	3	2	0	0
Texas State		7	8	0	1	0
North Texas		2	3	1	1	0
Jackson State		11	5	1	0	1
vs. Dayton		2	7	0	0	1
Central Arkansas		9	8	0	0	0
Mississippi Valley State		4	3	1	0	1
at Georgia		2	4	1	0	0
Kentucky		5	7	2	0	1
No. 13 Missouri	DNP					
at Vanderbilt	DNP					
Texas A&M	DNP					
Florida	DNP					
Ole Miss		2	2	1	1	2
at No. 18 Alabama		2	4	0	1	0
at No. 18 Tennessee		0	1	0	0	0
Iowa State		2	6	0	1	0
at Arkansas		0	3	1	0	0
at South Carolina		0	1	0	0	0
LSU		0	1	1	0	0
Vanderbilt		1	2	1	0	0
at Ole Miss		4	0	1	0	0
South Carolina		4	5	2	0	2
No. 6 Alabama		0	0	0	0	0
at Texas A&M						
at Auburn						
<b>TOTALS</b>	<b>0</b>	<b>60</b>	<b>80</b>	<b>15</b>	<b>5</b>	<b>9</b>

## **NO. 3 D.J. STEWART JR. • 2019-20 • RS FRESHMAN**

OPPONENT	GS	PTS	REB	ASST	BLK	STL
Florida International • FIU		8	2	2	0	3
Sam Houston State		15	1	2	0	1
Louisiana-Monroe • ULM		10	5	0	0	1
New Orleans		13	0	1	0	0
vs. Tulane		5	3	3	0	1
vs. No. 17 Villanova		8	4	0	0	1
at Coastal Carolina		11	2	2	2	0
Louisiana Tech		7	1	3	0	1
vs. Kansas State	•	10	1	2	1	2
Radford	•	10	3	3	0	0
vs. New Mexico State		0	0	4	0	1
Kent State		12	2	2	0	1
No. 8 Auburn		3	2	0	0	0
at Alabama		2	3	1	0	0
at LSU		9	1	0	0	1
Missouri	•	0	1	2	0	1
Georgia	•	2	1	1	1	2
Arkansas	•	14	4	0	2	1
at Oklahoma • OU [OKC]	•	12	8	2	0	0
at Florida	•	4	3	0	0	1
Tennessee	•	20	4	1	0	0
at No. 15 Kentucky	•	15	1	0	0	1
Vanderbilt	•	7	4	1	0	1
at Ole Miss	•	16	4	1	0	1
at Arkansas	•	10	3	0	0	2
South Carolina	•	16	2	3	0	1
at Texas A&M	•	2	4	5	0	2
Alabama	•	6	3	2	1	3
at Missouri	•	8	3	1	0	0
at South Carolina	•	2	2	3	0	2
Ole Miss		7	5	2	0	0
<b>TOTALS</b>	<b>17</b>	<b>264</b>	<b>79</b>	<b>49</b>	<b>7</b>	<b>31</b>

## **NO. 3 D.J. STEWART JR. • 2020-21 • RS SOPHOMORE**

OPPONENT	GS	PTS	REB	ASST	BLK	STL
vs. Clemson	•	12	6	2	0	2
vs. Liberty	•	20	3	4	0	0
Texas State	•	23	3	2	0	0
North Texas	•	16	3	0	0	1
Jackson State	•	11	0	2	0	0
vs. Dayton	•	32	2	2	0	0
Central Arkansas	•	17	6	5	0	1
Mississippi Valley State	•	15	3	0	0	1
at Georgia	•	18	7	2	0	0
Kentucky	•	19	5	3	0	2
No. 13 Missouri	•	24	3	4	0	3
at Vanderbilt	•	16	2	3	0	1
Texas A&M	•	9	4	4	2	1
Florida	•	11	4	3	0	2
Ole Miss	•	18	3	0	0	0
at No. 18 Alabama	•	27	3	2	1	4
at No. 18 Tennessee	•	11	0	1	0	1
Iowa State	•	17	3	5	0	2
at Arkansas	•	8	3	3	0	5
at South Carolina	•	29	3	1	0	3
LSU	•	5	1	4	0	1
Vanderbilt	•	9	1	3	0	2
at Ole Miss	•	16	4	6	1	2
South Carolina	•	15	4	5	0	1
No. 6 Alabama	•	15	1	4	1	1
at Texas A&M						
at Auburn						
<b>TOTALS</b>	<b>25</b>	<b>413</b>	<b>76</b>	<b>71</b>	<b>5</b>	<b>36</b>

## **NO. 4 CAMERON MATTHEWS • FRESHMAN**

OPPONENT	GS	PTS	REB	ASST	BLK	STL
vs. Clemson	•	8	5	0	0	3
vs. Liberty	•	2	2	2	0	1
Texas State	•	0	3	5	0	2
North Texas	•	0	2	3	0	0
Jackson State	•	2	4	2	1	1
vs. Dayton	•	5	2	1	1	2
Central Arkansas		5	2	2	1	0
Mississippi Valley State		2	3	3	0	1
at Georgia		2	2	1	0	2
Kentucky		2	4	1	0	2
No. 13 Missouri		4	3	0	1	0
at Vanderbilt		1	0	0	0	1
Texas A&M		5	3	1	1	0
Florida		2	4	1	0	0
Ole Miss		0	0	2	0	1
at No. 18 Alabama		6	7	0	0	2
at No. 18 Tennessee	•	4	2	0	1	1
Iowa State	•	2	2	1	1	1
at Arkansas		0	2	0	0	0
at South Carolina		0	2	0	0	0
LSU	DNP					
Vanderbilt		0	0	2	1	0
at Ole Miss		0	3	0	0	0
South Carolina		0	3	0	0	0
No. 6 Alabama		0	0	0	0	0
at Texas A&M						
at Auburn						
<b>TOTALS</b>	<b>8</b>	<b>52</b>	<b>60</b>	<b>27</b>	<b>8</b>	<b>20</b>

## **NO. 5 DEIVON SMITH • FRESHMAN**

OPPONENT	GS	PTS	REB	ASST	BLK	STL
vs. Clemson	•	2	4	1	0	1
vs. Liberty	•	10	5	5	1	2
Texas State	•	2	5	3	1	0
North Texas		4	3	0	0	0
Jackson State		5	5	2	0	2
vs. Dayton		2	1	3	0	1
Central Arkansas		0	1	2	0	0
Mississippi Valley State		1	7	4	0	0
at Georgia		13	3	3	1	2
Kentucky		2	0	0	0	1
No. 13 Missouri		6	4	3	0	2
at Vanderbilt		4	3	4	0	0
Texas A&M		2	2	0	0	2
Florida		5	6	4	0	1
Ole Miss		2	1	3	0	0
at No. 18 Alabama		5	2	2	0	0
at No. 18 Tennessee		6	4	5	0	1
Iowa State		10	3	9	0	1
at Arkansas	•	0	4	1	1	1
at South Carolina	•	8	6	5	1	1
LSU	•	12	1	1	0	1
Vanderbilt		9	6	6	0	1
at Ole Miss		6	2	2	0	2
South Carolina	•	6	3	3	0	2
No. 6 Alabama		2	3	4	0	2
at Texas A&M						
at Auburn						
<b>TOTALS</b>	<b>7</b>	<b>124</b>	<b>84</b>	<b>75</b>	<b>5</b>	<b>26</b>



# **PLAYER CAREER STATS**

## **NO. 11 ANDERSSON GARCIA - FRESHMAN**

OPPONENT	GS	PTS	REB	ASST	BLK	STL
vs. Clemson		0	0	0	0	0
vs. Liberty		0	0	0	0	0
Texas State		0	3	0	0	0
North Texas	DNP					
Jackson State		2	2	0	1	1
vs. Dayton	DNP					
Central Arkansas		3	0	0	0	0
Mississippi Valley State		2	1	1	0	1
at Georgia	DNP					
Kentucky	DNP					
No. 13 Missouri	DNP					
at Vanderbilt	DNP					
Texas A&M	DNP					
Florida	DNP					
Ole Miss	DNP					
at No. 18 Alabama	DNP					
at No. 18 Tennessee	DNP					
Iowa State		5	0	2	0	1
at Arkansas	DNP					
at South Carolina	DNP					
LSU	DNP					
Vanderbilt	DNP					
at Ole Miss	DNP					
South Carolina		4	1	0	0	0
No. 6 Alabama	DNP					
at Texas A&M						
at Auburn						
<b>TOTALS</b>	<b>0</b>	<b>16</b>	<b>7</b>	<b>3</b>	<b>1</b>	<b>3</b>

## **NO. 20 DEREK FOUNTAIN - FRESHMAN**

OPPONENT	GS	PTS	REB	ASST	BLK	STL
vs. Clemson	DNP					
vs. Liberty	DNP					
Texas State		0	0	0	0	0
North Texas	DNP					
Jackson State		2	1	0	0	0
vs. Dayton	DNP					
Central Arkansas	DNP					
Mississippi Valley State		0	2	0	0	0
at Georgia	DNP					
Kentucky	DNP					
No. 13 Missouri	DNP					
at Vanderbilt	DNP					
Texas A&M	DNP					
Florida	DNP					
Ole Miss	DNP					
at No. 18 Alabama	DNP					
at No. 18 Tennessee	DNP					
Iowa State		7	0	0	0	0
at Arkansas		7	4	0	1	0
at South Carolina		9	4	2	2	1
LSU		20	7	2	1	1
Vanderbilt	•	2	2	0	0	1
at Ole Miss	•	2	3	3	0	1
South Carolina	•	7	3	2	2	0
No. 6 Alabama		3	2	1	0	0
at Texas A&M						
at Auburn						
<b>TOTALS</b>	<b>3</b>	<b>59</b>	<b>28</b>	<b>10</b>	<b>6</b>	<b>4</b>

## **NO. 24 ABDUL ADO - 2017-18 - RS FRESHMAN**

OPPONENT	GS	PTS	REB	ASST	BLK	STL
Alabama State	DNP					
Florida A&M • FAMU	•	12	7	0	3	1
Green Bay	•	12	11	1	2	1
Stephen F. Austin • SFA	•	4	4	0	5	1
Jacksonville State	•	9	8	0	3	1
North Dakota State	•	5	4	0	0	2
Dayton	•	5	3	0	0	0
North Georgia	•	4	3	0	4	1
at No. 25 Cincinnati	•	0	4	0	3	4
UT Martin	•	6	12	0	3	1
Little Rock • UALR	•	6	13	1	3	2
vs. Southern Miss • USM	•	8	5	3	0	1
North Florida • UNF	•	5	9	0	2	1
No. 22 Arkansas	•	8	9	0	4	1
at Ole Miss	•	5	4	0	1	1
at Florida	•	12	10	1	1	0
No. 22 Auburn	•	10	11	0	2	2
Vanderbilt	•	9	6	1	1	1
at Alabama	•	11	4	0	1	0
at Kentucky	•	2	5	0	1	0
Missouri	•	12	7	0	0	1
at South Carolina	•	16	9	0	4	0
Georgia	•	7	6	1	2	0
Alabama	•	8	5	0	3	0
at Missouri	•	11	7	0	1	0
at Vanderbilt	•	15	7	2	1	2
Ole Miss	•	5	4	0	1	0
at Texas A&M	•	19	9	0	2	0
South Carolina	•	2	3	0	3	0
No. 16 Tennessee	•	3	1	1	1	2
at LSU	•	6	5	0	2	0
vs. LSU	•	3	3	0	3	1
vs. No. 13 Tennessee	•	4	8	0	0	0
Nebraska	•	15	9	1	1	0
at Baylor	•	3	1	0	1	0
at Louisville	•	7	7	1	3	1
vs. Penn State	•	13	8	0	0	0
<b>TOTALS</b>	<b>36</b>	<b>282</b>	<b>231</b>	<b>13</b>	<b>67</b>	<b>28</b>

## **NO. 24 ABDUL ADO - 2018-19 - RS SOPHOMORE**

OPPONENT	GS	PTS	REB	ASST	BLK	STL
Austin Peay	•	11	4	0	3	0
Hartford	•	2	10	1	0	2
Long Beach State	•	2	8	0	2	2
vs. Arizona State	•	2	5	2	3	0
vs. Saint Mary's	DNP					
Alcorn State	DNP					
at Dayton	•	10	4	0	0	0
McNeese State	•	7	2	1	1	0
vs. Clemson	•	4	3	0	0	0
Cincinnati	•	3	4	0	0	1
Wofford	•	3	6	0	2	1
vs. Wright State	DNP					
Brigham Young • BYU	•	7	3	2	4	0
at South Carolina	•	12	5	0	3	2
Ole Miss	•	6	11	0	2	2
Florida	•	4	5	0	2	1
at Vanderbilt	•	4	3	0	2	1
at No. 8 Kentucky	•	0	3	0	3	0
No. 16 Auburn	•	8	3	0	1	1
at Alabama	•	3	7	0	3	0
at Ole Miss	•	4	3	0	1	1
No. 21 LSU	•	2	3	0	1	0
No. 5 Kentucky	•	6	4	0	2	0
Alabama	•	10	1	0	2	2
at Arkansas	•	5	7	1	0	1
at Georgia	•	7	6	0	1	1
South Carolina	•	7	4	1	6	0
Missouri	•	2	2	2	5	1
at Auburn	•	0	4	0	0	0
at No. 5 Tennessee	•	2	2	1	0	0
Texas A&M		3	6	0	3	0

OPPONENT	GS	PTS	REB	ASST	BLK	STL
vs. Texas A&M	•	7	4	1	0	0
vs. No. 8 Tennessee	•	2	4	1	2	0
vs. Liberty	•	0	4	0	3	1
<b>TOTALS</b>	<b>30</b>	<b>145</b>	<b>140</b>	<b>13</b>	<b>57</b>	<b>20</b>

## **NO. 24 ABDUL ADO - 2019-20 - RS JUNIOR**

OPPONENT	GS	PTS	REB	ASST	BLK	STL
Florida International • FIU	•	6	4	1	2	0
Sam Houston State	•	0	6	0	5	1
Louisiana-Monroe • ULM	•	6	7	1	4	0
New Orleans	•	1	2	2	0	2
vs. Tulane	•	2	9	2	0	0
vs. No. 17 Villanova	•	2	2	1	0	0
at Coastal Carolina	•	4	4	0	1	0
Louisiana Tech	•	9	8	0	0	0
vs. Kansas State	•	13	9	0	3	0
Radford	•	17	12	1	0	1
vs. New Mexico State	•	4	7	0	0	0
Kent State	•	4	7	0	1	1
No. 8 Auburn	•	6	11	0	9	2
at Alabama	•	3	8	0	2	0
at LSU	•	12	12	0	0	0
Missouri	•	6	4	1	1	0
Georgia	•	4	6	1	4	0
Arkansas	•	2	5	0	0	0
at Oklahoma • OU [OKC]	•	4	5	1	1	1
at Florida	•	6	9	0	3	1
Tennessee	•	6	6	2	0	0
at No. 15 Kentucky	•	7	11	0	4	0
Vanderbilt	•	4	3	2	0	1
at Ole Miss	•	3	6	2	2	0
at Arkansas	•	2	7	0	2	0
South Carolina	•	14	7	0	1	0
at Texas A&M	•	6	6	0	2	1
Alabama	•	8	5	0	2	3
at Missouri	•	6	7	0	2	0
at South Carolina	•	5	5	1	3	1
Ole Miss	•	5	9	2	4	1
<b>TOTALS</b>	<b>31</b>	<b>177</b>	<b>209</b>	<b>20</b>	<b>58</b>	<b>16</b>

## **NO. 24 ABDUL ADO - RS SENIOR**

OPPONENT	GS	PTS	REB	ASST	BLK	STL
vs. Clemson	•	0	7	1	0	0
vs. Liberty	•	14	5	1	1	0
Texas State	•	7	5	1	2	0
North Texas	•	6	9	0	5	2
Jackson State	•	4	8	2	1	0
vs. Dayton	•	2	7	0	0	1
Central Arkansas	•	6	5	0	2	1
Mississippi Valley State	•	4	3	0	1	1
at Georgia	•	5	8	2	3	2
Kentucky	•	5	5	1	4	3
No. 13 Missouri	•	6	7	1	3	0
at Vanderbilt	•	8	8	1	1	0
Texas A&M	•	4	5	0	1	1
Florida	•	11	9	1	3	1
Ole Miss	•	4	9	1	3	1
at No. 18 Alabama	•	6	1	0	3	1
at No. 18 Tennessee	•	6	12	0	1	1
Iowa State	•	0	7	1	0	0
at Arkansas	•	2	1	0	2	0
at South Carolina	•	2	7	0	2	1
LSU	•	2	6	3	0	0
Vanderbilt	•	4	1	0	2	1
at Ole Miss	•	9	7	0	1	0
South Carolina	•	11	8	0	3	1
No. 6 Alabama	•	9	9	1	4	1
at Texas A&M						
at Auburn						
<b>TOTALS</b>	<b>25</b>	<b>137</b>	<b>159</b>	<b>17</b>	<b>48</b>	<b>19</b>

# PLAYER CAREER STATS

## NO. 32 QUINTEN POST • 2019-20 • FRESHMAN

OPPONENT	GS	PTS	REB	ASST	BLK	STL
Florida International • FIU DNP						
Sam Houston State DNP						
Louisiana-Monroe • ULM		0	0	0	0	0
New Orleans		2	3	0	0	0
vs. Tulane DNP						
vs. No. 17 Villanova DNP						
at Coastal Carolina		2	2	0	0	0
Louisiana Tech DNP						
vs. Kansas State DNP						
Radford DNP						
vs. New Mexico State DNP						
Kent State		3	0	0	1	0
No. 8 Auburn DNP						
at Alabama DNP						
at LSU DNP						
Missouri		0	3	1	0	0
Georgia		2	2	0	0	0
Arkansas DNP						
at Oklahoma • OU [OKC] DNP						
at Florida DNP						
Tennessee		0	0	0	0	0
at No. 15 Kentucky DNP						
Vanderbilt DNP						
at Ole Miss DNP						
at Arkansas DNP						
South Carolina DNP						
at Texas A&M DNP						
Alabama DNP						
at Missouri DNP						
at South Carolina DNP						
Ole Miss		0	2	0	0	0
<b>TOTALS</b>	<b>0</b>	<b>9</b>	<b>12</b>	<b>1</b>	<b>1</b>	<b>0</b>

## NO. 32 QUINTEN POST • 2020-21 • SOPHOMORE

OPPONENT	GS	PTS	REB	ASST	BLK	STL
vs. Clemson		0	0	0	0	0
vs. Liberty DNP						
Texas State		9	5	3	2	0
North Texas		4	2	0	0	0
Jackson State		0	2	0	0	0
vs. Dayton		6	1	0	0	1
Central Arkansas		2	1	0	0	0
Mississippi Valley State		10	1	1	0	0
at Georgia		0	0	0	2	0
Kentucky		2	2	0	0	0
No. 13 Missouri		0	1	0	0	0
at Vanderbilt		3	3	0	0	0
Texas A&M		5	3	0	1	0
Florida		0	0	0	0	0
Ole Miss DNP						
at No. 18 Alabama		0	1	0	0	0
at No. 18 Tennessee		5	10	0	2	2
Iowa State		7	6	0	1	1
at Arkansas		6	2	1	0	2
at South Carolina		2	4	1	1	1
LSU		1	0	1	0	0
Vanderbilt		0	3	1	1	1
at Ole Miss		0	0	0	0	0
South Carolina		4	5	1	1	0
No. 6 Alabama		0	1	0	1	0
at Texas A&M						
at Auburn						
<b>TOTALS</b>	<b>0</b>	<b>66</b>	<b>53</b>	<b>9</b>	<b>12</b>	<b>8</b>

## NO. 35 TOLU SMITH • 2018-19 • FRESHMAN • WESTERN KENTUCKY

OPPONENT	GS	PTS	REB	ASST	BLK	STL
at No. 25 Washington		3	0	0	0	0
UT Martin		6	7	0	0	0
vs. Valparaiso • Valpo		4	2	0	0	0
vs. West Virginia		9	2	1	0	0
vs. Central Florida • UCF		0	2	0	0	0
at Indiana State		0	1	0	0	0
Tennessee State		6	2	1	1	0
at Missouri State		2	0	0	0	0
at Arkansas		6	4	0	0	0
Troy		0	2	0	0	0
at Belmont		6	3	1	0	0
Saint Mary's		4	2	0	2	0
No. 15 Wisconsin		0	0	0	1	0
at Charlotte		4	3	0	2	0
at Old Dominion • ODU		2	1	0	0	0
at Marshall		6	3	0	1	0
Florida International • FIU		6	3	1	0	0
Florida Atlantic • FAU		1	1	1	0	0
Marshall [C-USA]		0	1	0	0	0
at Southern Miss • USM		0	1	0	0	0
at Louisiana Tech		5	9	1	2	0
Texas-San Antonio • UTSA		5	5	0	0	1
Texas-El Paso • UTEP		4	2	0	0	0
at Rice		4	3	0	0	0
at North Texas		4	3	0	0	0
Middle Tennessee		2	1	0	0	0
Alabama-Birmingham • UAB		4	5	0	0	1
at Old Dominion • ODU		4	1	0	0	0
at Alabama-Birmingham • UAB		4	2	0	0	0
Southern Miss • USM		4	3	0	0	0
Texas-San Antonio • UTSA		2	1	1	0	0
vs. North Texas		5	5	1	1	0
vs. Southern Miss • USM		0	4	0	0	1
vs. Old Dominion • ODU		0	0	0	0	0
<b>TOTALS</b>	<b>0</b>	<b>112</b>	<b>89</b>	<b>8</b>	<b>10</b>	<b>3</b>

## NO. 35 TOLU SMITH • 2020-21 • RS SOPHOMORE • MSU

OPPONENT	GS	PTS	REB	ASST	BLK	STL
vs. Clemson	•	12	10	1	2	0
vs. Liberty	•	20	7	1	2	0
Texas State	•	12	5	1	1	0
North Texas	•	12	8	0	1	0
Jackson State	•	19	12	1	0	0
vs. Dayton	•	13	7	0	0	0
Central Arkansas	•	10	10	0	1	0
Mississippi Valley State	•	13	12	2	0	0
at Georgia	•	7	6	3	1	2
Kentucky	•	7	12	2	3	0
No. 13 Missouri	•	15	9	1	1	1
at Vanderbilt	•	18	8	0	1	0
Texas A&M	•	8	6	1	1	0
Florida	•	27	14	0	3	0
Ole Miss	•	10	6	2	0	0
at No. 18 Alabama	•	8	9	2	0	3
at No. 18 Tennessee	•	5	6	0	0	1
Iowa State	•	16	7	2	0	2
at Arkansas	•	10	5	1	0	1
at South Carolina	•	9	8	1	0	0
LSU	•	24	11	2	1	0
Vanderbilt	•	7	6	0	1	0
at Ole Miss	•	12	6	2	0	1
South Carolina	•	9	13	2	0	0
No. 6 Alabama	•	12	13	0	0	1
at Texas A&M						
at Auburn						
<b>TOTALS</b>	<b>25</b>	<b>315</b>	<b>216</b>	<b>27</b>	<b>19</b>	<b>12</b>

## NO. 55 KEONDRE MONTGOMERY • FRESHMAN

OPPONENT	GS	PTS	REB	ASST	BLK	STL
vs. Clemson	DNP					
vs. Liberty	DNP					
Texas State		2	0	1	0	0
North Texas	DNP					
Jackson State		0	1	1	0	0
vs. Dayton	DNP					
Central Arkansas		0	0	1	0	0
Mississippi Valley State		5	0	0	0	0
at Georgia	DNP					
Kentucky	DNP					
No. 13 Missouri	DNP					
at Vanderbilt	DNP					
Texas A&M	DNP					
Florida	DNP					
Ole Miss	DNP					
at No. 18 Alabama	DNP					
at No. 18 Tennessee	DNP					
Iowa State		2	1	0	0	0
at Arkansas	DNP					
at South Carolina	DNP					
LSU	DNP					
Vanderbilt	DNP					
at Ole Miss	DNP					
South Carolina		0	0	0	0	1
No. 6 Alabama	DNP					
at Texas A&M						
at Auburn						
<b>TOTALS</b>	<b>0</b>	<b>9</b>	<b>2</b>	<b>3</b>	<b>0</b>	<b>1</b>

## NO. 21 JUSTIN RUMPH • 2019-20 • JUNIOR

OPPONENT	GS	PTS	REB	ASST	BLK	STL
Florida International • FIU	DNP					
Sam Houston State	DNP					
Louisiana-Monroe • ULM	DNP					
New Orleans	DNP					
vs. Tulane	DNP					
vs. No. 17 Villanova	DNP					
at Coastal Carolina	DNP					
Louisiana Tech	DNP					
vs. Kansas State	DNP					
Radford	DNP					
vs. New Mexico State	DNP					
Kent State	DNP					
No. 8 Auburn	DNP					
at Alabama	DNP					
at LSU	DNP					
Missouri	DNP					
Georgia	DNP					
Arkansas	DNP					
at Oklahoma • OU [OKC]	DNP					
at Florida	DNP					
Tennessee	DNP					
at No. 15 Kentucky	DNP					
Vanderbilt	DNP					
at Ole Miss	DNP					
at Arkansas	DNP					
South Carolina	DNP					
at Texas A&M	DNP					
Alabama	DNP					
at Missouri	DNP					
at South Carolina	DNP					
Ole Miss	DNP					
<b>TOTALS</b>	<b>0</b>	<b>0</b>	<b>0</b>	<b>0</b>	<b>0</b>	<b>0</b>

# **PLAYER CAREER STATS**

## **NO. 21 JUSTIN RUMPH - RS JUNIOR**

OPPONENT	GS	PTS	REB	ASST	BLK	STL
vs. Clemson	DNP					
vs. Liberty	DNP					
Texas State	DNP					
North Texas	DNP					
Jackson State	DNP					
vs. Dayton	DNP					
Central Arkansas	DNP					
Mississippi Valley State		3	1	0	0	0
at Georgia	DNP					
Kentucky	DNP					
No. 13 Missouri	DNP					
at Vanderbilt	DNP					
Texas A&M	DNP					
Florida	DNP					
Ole Miss	DNP					
at No. 18 Alabama	DNP					
at No. 18 Tennessee	DNP					
Iowa State	DNP					
at Arkansas	DNP					
at South Carolina	DNP					
LSU	DNP					
Vanderbilt	DNP					
at Ole Miss	DNP					
South Carolina	DNP					
No. 6 Alabama	DNP					
at Texas A&M						
at Auburn						
<b>TOTALS</b>	<b>0</b>	<b>3</b>	<b>0</b>	<b>0</b>	<b>0</b>	<b>0</b>

## **NO. 25 ISAAC STANSBURY - 2019-20 • FRESHMAN**

OPPONENT	GS	PTS	REB	ASST	BLK	STL
Florida International • FIU	DNP					
Sam Houston State	DNP					
Louisiana-Monroe • ULM	DNP					
New Orleans	DNP					
vs. Tulane	DNP					
vs. No. 17 Villanova	DNP					
at Coastal Carolina	DNP					
Louisiana Tech	DNP					
vs. Kansas State	DNP					
Radford	DNP					
vs. New Mexico State	DNP					
Kent State	DNP					
No. 8 Auburn	DNP					
at Alabama	DNP					
at LSU	DNP					
Missouri	DNP					
Georgia	DNP					
Arkansas	DNP					
at Oklahoma • OU [OKC]	DNP					
at Florida	DNP					
Tennessee	DNP					
at No. 15 Kentucky	DNP					
Vanderbilt	DNP					
at Ole Miss	DNP					
at Arkansas	DNP					
South Carolina	DNP					
at Texas A&M	DNP					
Alabama	DNP					
at Missouri	DNP					
at South Carolina	DNP					
Ole Miss	DNP					
<b>TOTALS</b>	<b>0</b>	<b>0</b>	<b>0</b>	<b>0</b>	<b>0</b>	<b>0</b>

## **NO. 25 ISAAC STANSBURY - 2020-21 • SOPHOMORE**

OPPONENT	GS	PTS	REB	ASST	BLK	STL
vs. Clemson	DNP					
vs. Liberty	DNP					
Texas State	DNP					
North Texas	DNP					
Jackson State	DNP					
vs. Dayton	DNP					
Central Arkansas	DNP					
Mississippi Valley State		0	0	1	0	1
at Georgia	DNP					
Kentucky	DNP					
No. 13 Missouri	DNP					
at Vanderbilt	DNP					
Texas A&M	DNP					
Florida	DNP					
Ole Miss	DNP					
at No. 18 Alabama	DNP					
at No. 18 Tennessee	DNP					
Iowa State		0	0	0	0	1
at Arkansas	DNP					
at South Carolina	DNP					
LSU	DNP					
Vanderbilt	DNP					
at Ole Miss	DNP					
South Carolina	DNP					
No. 6 Alabama	DNP					
at Texas A&M						
at Auburn						
<b>TOTALS</b>	<b>0</b>	<b>0</b>	<b>0</b>	<b>1</b>	<b>0</b>	<b>2</b>

## **NO. 30 ANDREW JUNKIN - 2019-20 • RS FRESHMAN**

OPPONENT	GS	PTS	REB	ASST	BLK	STL
Florida International • FIU	DNP					
Sam Houston State	DNP					
Louisiana-Monroe • ULM	DNP					
New Orleans		0	0	0	0	0
vs. Tulane	DNP					
vs. No. 17 Villanova	DNP					
at Coastal Carolina		0	0	0	1	0
Louisiana Tech	DNP					
vs. Kansas State	DNP					
Radford	DNP					
vs. New Mexico State	DNP					
Kent State	DNP					
No. 8 Auburn	DNP					
at Alabama	DNP					
at LSU	DNP					
Missouri		0	0	0	0	0
Georgia	DNP					
Arkansas	DNP					
at Oklahoma • OU [OKC]	DNP					
at Florida	DNP					
Tennessee	DNP					
at No. 15 Kentucky	DNP					
Vanderbilt	DNP					
at Ole Miss	DNP					
at Arkansas	DNP					
South Carolina	DNP					
at Texas A&M	DNP					
Alabama	DNP					
at Missouri	DNP					
at South Carolina	DNP					
Ole Miss	DNP					
<b>TOTALS</b>	<b>0</b>	<b>0</b>	<b>0</b>	<b>0</b>	<b>1</b>	<b>0</b>

## **NO. 30 ANDREW JUNKIN - 2020-21 • RS SOPHOMORE**

OPPONENT	GS	PTS	REB	ASST	BLK	STL
vs. Clemson	DNP					
vs. Liberty	DNP					
Texas State	DNP					
North Texas	DNP					
Jackson State		2	0	0	0	0
vs. Dayton	DNP					
Central Arkansas	DNP					
Mississippi Valley State		0	0	0	0	0
at Georgia	DNP					
Kentucky	DNP					
No. 13 Missouri	DNP					
at Vanderbilt	DNP					
Texas A&M	DNP					
Florida	DNP					
Ole Miss	DNP					
at No. 18 Alabama	DNP					
at No. 18 Tennessee	DNP					
Iowa State		2	0	0	1	0
at Arkansas	DNP					
at South Carolina	DNP					
LSU	DNP					
Vanderbilt	DNP					
at Ole Miss	DNP					
South Carolina	DNP					
No. 6 Alabama	DNP					
at Texas A&M						
at Auburn						
<b>TOTALS</b>	<b>0</b>	<b>4</b>	<b>0</b>	<b>0</b>	<b>1</b>	<b>0</b>

## **NO. 33 REGGIE MORRIS - 2020-21 • FRESHMAN**

OPPONENT	GS	PTS	REB	ASST	BLK	STL
vs. Clemson	DNP					
vs. Liberty	DNP					
Texas State		0	1	0	0	0
North Texas	DNP					
Jackson State		0	0	0	0	0
vs. Dayton	DNP					
Central Arkansas	DNP					
Mississippi Valley State		0	0	1	0	0
at Georgia	DNP					
Kentucky	DNP					
No. 13 Missouri	DNP					
at Vanderbilt	DNP					
Texas A&M	DNP					
Florida	DNP					
Ole Miss	DNP					
at No. 18 Alabama	DNP					
at No. 18 Tennessee	DNP					
Iowa State		0	0	0	0	0
at Arkansas	DNP					
at South Carolina	DNP					
LSU	DNP					
Vanderbilt	DNP					
at Ole Miss	DNP					
South Carolina	DNP					
Alabama	DNP					
at Texas A&M						
at Auburn						
<b>TOTALS</b>	<b>0</b>	<b>0</b>	<b>1</b>	<b>1</b>	<b>0</b>	<b>0</b>

# PLAYER SEASON & CAREER HIGHS

## NO. 0 JALEN JOHNSON

### 2020-21 SEASON

### CAREER

15 • Central Arkansas • 12/16/20	PTS	27 • Louisiana-Monroe • ULM • 01/25/20 • ULL
5 • at Georgia • 12/30/20	REB	14 • Murray State • 12/12/17 • SLU
4 • 2x • Last: Kentucky • 01/02/21	FGM	10 • Southeastern Louisiana • 12/03/19 • ULL
3 • 4x • Last: at Vanderbilt • 01/09/21	3-PT FGM	5 • 2x • Last: at Duquesne • 02/28/18 • SLU
6 • 2x • Last: Central Arkansas • 12/16/20	FTM	10 • Louisiana-Monroe • ULM • 01/25/20 • ULL
2 • 3x • Last: Florida • 01/16/21	ASST	3 • Duquesne • 02/11/17 • SLU
1 • 4x • Last: Ole Miss • 01/19/21	BLK	5 • McNeese State • 11/09/19 • ULL
2 • Florida • 01/16/21	STL	3 • 2x • Last: McNeese State • 11/09/19 • ULL
38 • Kentucky • 01/02/21	MIN	40 • 6x • Last: at Texas-Arlington • UTA • 01/30/20 • ULL

## NO. 1 IVERSON MOLINAR

### 2020-21 SEASON

### CAREER

24 • 2x • Last: at Vanderbilt • 01/09/21	PTS	24 • 2x • Last: at Vanderbilt • 01/09/21
8 • at Vanderbilt • 01/09/21	REB	8 • at Vanderbilt • 01/09/21
10 • vs. Dayton • 12/12/20	FGM	10 • vs. Dayton • 12/12/20
5 • Jackson State • 12/08/20	3-PT FGM	5 • Jackson State • 12/08/20
8 • at No. 18 Alabama • 01/23/21	FTM	8 • at No. 18 Alabama • 01/23/21
7 • vs. Dayton • 12/12/20	ASST	7 • vs. Dayton • 12/12/20
1 • 3x • Last: No. 6 Alabama • 02/27/21	BLK	2 • Radford • 12/18/19
4 • at Vanderbilt • 01/09/21	STL	4 • at Vanderbilt • 01/09/21
44 • Kentucky • 01/02/21	MIN	44 • Kentucky • 01/02/21

## NO. 2 JAVIAN DAVIS

### 2020-21 SEASON

### CAREER

11 • Jackson State • 12/08/20	PTS	20 • South Carolina • 02/29/20 • BAMA
8 • 2x • Last: Central Arkansas • 12/16/20	REB	10 • South Carolina • 02/29/20 • BAMA
3 • 2x • Last: Central Arkansas • 12/16/20	FGM	6 • Florida Atlantic • FAU • 11/11/19 • BAMA
1 • 2x • Last: Jackson State • 12/08/20	3-PT FGM	1 • 4x • Last: Jackson State • 12/08/20 • MSU
8 • Jackson State • 12/08/20	FTM	11 • South Carolina • 02/29/20 • BAMA
2 • 3x • Last: South Carolina • 02/24/21	ASST	2 • 5x • Last: South Carolina • 02/24/21 • MSU
1 • 5x • Last: Iowa State • 01/30/21	BLK	3 • 2x • Last: Arkansas • 02/01/20 • BAMA
2 • 2x • Last: South Carolina • 02/24/21	STL	3 • vs. Southern Miss • USM • 11/29/19 • BAMA
27 • Kentucky • 01/02/21	MIN	31 • South Carolina • 02/29/20 • BAMA

## NO. 3 D.J. STEWART JR.

### 2020-21 SEASON

### CAREER

32 • vs. Dayton • 12/12/20	PTS	32 • vs. Dayton • 12/12/20
7 • at Georgia • 12/30/20	REB	8 • at Oklahoma • 01/25/20
13 • vs. Dayton • 12/12/20	FGM	13 • vs. Dayton • 12/12/20
5 • Texas State • 11/30/20	3-PT FGM	5 • Texas State • 11/30/20
8 • 2x • Last: South Carolina • 02/24/21	FTM	8 • 2x • Last: South Carolina • 02/24/21
6 • at Ole Miss • 02/20/21	ASST	6 • at Ole Miss • 02/20/21
2 • Texas A&M • 01/13/21	BLK	2 • 3x • Last: Texas A&M • 01/13/21
5 • at Arkansas • 02/02/21	STL	5 • at Arkansas • 02/02/21
47 • 2x • Last: Kentucky • 01/02/21	MIN	47 • 2x • Last: Kentucky • 01/02/21

## NO. 4 CAMERON MATTHEWS

### 2020-21 SEASON

### CAREER

8 • vs. Clemson • 11/25/20	PTS	8 • vs. Clemson • 11/25/20
7 • at No. 18 Alabama • 01/23/21	REB	7 • at No. 18 Alabama • 01/23/21
3 • 2x • Last: at No. 18 Alabama • 01/23/21	FGM	3 • 2x • Last: at No. 18 Alabama • 01/23/21
2 • vs. Clemson • 11/25/20	3-PT FGM	2 • vs. Clemson • 11/25/20
2 • 2x • Last: Iowa State • 01/30/21	FTM	2 • 2x • Last: Iowa State • 01/30/21
5 • Texas State • 11/30/20	ASST	5 • Texas State • 11/30/20
1 • 8x • Last: Vanderbilt • 02/13/21	BLK	1 • 8x • Last: Vanderbilt • 02/13/21
3 • vs. Clemson • 11/25/20	STL	3 • vs. Clemson • 11/25/20
36 • vs. Dayton • 12/12/20	MIN	36 • vs. Dayton • 12/12/20

## NO. 5 DEIVON SMITH

### 2020-21 SEASON

### CAREER

13 • at Georgia • 12/30/20	PTS	13 • at Georgia • 12/30/20
7 • Mississippi Valley State • 12/21/20	REB	7 • Mississippi Valley State • 12/21/20
5 • 2x • Last: LSU • 02/10/21	FGM	5 • 2x • Last: LSU • 02/10/21
3 • at Georgia • 12/30/20	3-PT FGM	3 • at Georgia • 12/30/20
3 • Jackson State • 12/08/20	FTM	3 • Jackson State • 12/08/20
9 • Iowa State • 01/30/21	ASST	9 • Iowa State • 01/30/21
1 • 5x • Last: at South Carolina • 02/06/21	BLK	1 • 5x • Last: at South Carolina • 02/06/21
2 • 8x • Last: No. 6 Alabama • 02/27/21	STL	2 • 8x • Last: No. 6 Alabama • 02/27/21
32 • South Carolina • 02/24/21	MIN	32 • South Carolina • 02/24/21

## NO. 11 ANDERSSON GARCIA

### 2020-21 SEASON

### CAREER

5 • Iowa State • 01/30/21	PTS	5 • Iowa State • 01/30/21
3 • Texas State • 11/30/20	REB	3 • Texas State • 11/30/20
2 • 2x • Last: South Carolina • 02/24/21	FGM	2 • 2x • Last: South Carolina • 02/24/21
1 • 2x • Last: Iowa State • 01/30/21	3-PT FGM	1 • 2x • Last: Iowa State • 01/30/21
	FTM	
2 • Iowa State • 01/30/21	ASST	2 • Iowa State • 01/30/21
1 • Jackson State • 12/08/20	BLK	1 • Jackson State • 12/08/20
1 • 3x • Last: Iowa State • 01/30/21	STL	1 • 3x • Last: Iowa State • 01/30/21
7 • 2x • Last: Iowa State • 01/30/21	MIN	7 • 2x • Last: Iowa State • 01/30/21

## NO. 20 DEREK FOUNTAIN

### 2020-21 SEASON

### CAREER

20 • LSU • 02/10/21	PTS	20 • LSU • 02/10/21
7 • LSU • 02/10/21	REB	7 • LSU • 02/10/21
8 • LSU • 02/10/21	FGM	8 • LSU • 02/10/21
4 • LSU • 02/10/21	3-PT FGM	4 • LSU • 02/10/21
1 • 3x • Last: No. 6 Alabama • 02/27/21	FTM	1 • 3x • Last: No. 6 Alabama • 02/27/21
3 • at Ole Miss • 02/20/21	ASST	3 • at Ole Miss • 02/20/21
2 • 2x • Last: South Carolina • 02/24/21	BLK	2 • 2x • Last: South Carolina • 02/24/21
1 • 4x • Last: at Ole Miss • 02/20/21	STL	1 • 4x • Last: at Ole Miss • 02/20/21
31 • at Ole Miss • 02/20/21	MIN	31 • at Ole Miss • 02/20/21

## NO. 24 ABDUL ADO

### 2020-21 SEASON

### CAREER

14 • vs. Liberty • 11/26/20	PTS	19 • at Texas A&M • 02/20/18
12 • at No. 18 Tennessee • 01/26/21	REB	13 • Little Rock • 12/20/17
5 • 2x • Last: Florida • 01/16/21	FGM	8 • at Texas A&M • 02/20/18
	3-PT FGM	
5 • South Carolina • 02/24/21	FTM	7 • Radford • 12/18/19
3 • LSU • 02/10/21	ASST	3 • 2x • Last: LSU • 02/10/21
5 • North Texas • 12/04/20	BLK	9 • No. 8 Auburn • 01/04/20
3 • Kentucky • 01/02/21	STL	4 • at No. 25 Cincinnati • 12/12/17
36 • Ole Miss • 01/19/21	MIN	37 • 2x • Last: at South Carolina • 03/03/20

## NO. 32 QUINTEN POST

### 2020-21 SEASON

### CAREER

10 • Mississippi Valley State • 12/21/20	PTS	10 • Mississippi Valley State • 12/21/20
10 • at No. 18 Tennessee • 01/26/21	REB	10 • at No. 18 Tennessee • 01/26/21
4 • 2x • Last: Mississippi Valley State • 12/21/20	FGM	4 • 2x • Last: Mississippi Valley State • 12/21/20
2 • 2x • Last: at Arkansas • 02/02/21	3-PT FGM	2 • 2x • Last: at Arkansas • 02/02/21
2 • Mississippi Valley State • 12/21/20	FTM	2 • 2x • Last: Mississippi Valley State • 12/21/20
3 • Texas State • 11/30/20	ASST	3 • Texas State • 11/30/20
2 • 3x • Last: at No. 18 Tennessee • 01/26/21	BLK	2 • 3x • Last: at No. 18 Tennessee • 01/26/21
2 • 2x • Last: at Arkansas • 02/02/21	STL	2 • 2x • Last: at Arkansas • 02/02/21
16 • 3x • Last: Iowa State • 01/30/21	MIN	16 • 3x • Last: Iowa State • 01/30/21

## NO. 35 TOLU SMITH

### 2020-21 SEASON

### CAREER

27 • Florida • 01/16/21	PTS	27 • Florida • 01/16/21
14 • Florida • 01/16/21	REB	14 • Florida • 01/16/21
11 • Florida • 01/16/21	FGM	11 • Florida • 01/16/21
	3-PT FGM	
6 • 3x • Last: Texas State • 11/30/20	FTM	6 • 3x • Last: Texas State • 11/30/20
3 • at Georgia • 12/30/20	ASST	3 • at Georgia • 12/30/20
3 • 2x • Last: Florida • 01/16/21	BLK	3 • 2x • Last: Florida • 01/16/21
3 • at No. 18 Alabama • 01/23/21	STL	3 • at No. 18 Alabama • 01/23/21
38 • Texas A&M • 01/13/21	MIN	38 • Texas A&M • 01/13/21

## NO. 55 KEONDRÉ MONTGOMERY

### 2020-21 SEASON

### CAREER

5 • Mississippi Valley State • 12/21/20	PTS	5 • Mississippi Valley State • 12/21/20
1 • 2x • Last: Iowa State • 01/30/21	REB	1 • 2x • Last: Iowa State • 01/30/21
2 • Mississippi Valley State • 12/21/20	FGM	2 • Mississippi Valley State • 12/21/20
1 • Mississippi Valley State • 12/21/20	3-PT FGM	1 • Mississippi Valley State • 12/21/20
	FTM	
1 • 3x • Last: Central Arkansas • 12/16/20	ASST	1 • 3x • Last: Central Arkansas • 12/16/20
	BLK	
1 • South Carolina • 02/24/21	STL	1 • South Carolina • 02/24/21
7 • Iowa State • 01/30/21	MIN	7 • Iowa State • 01/30/21





# #0 Jalen Johnson

Guard/Forward • 6-6 • 210 • R SR • TR • Baton Rouge, Louisiana • University Lab School • Louisiana-Lafayette

## 2020-21 OVERALL

PPG	RPG	APG	SPG	BPG
5.4	1.8	0.4	0.3	0.2

## 2020-21 SEC GAMES

PPG	RPG	APG	SPG	BPG
4.6	1.5	0.4	0.4	0.1

### J. JOHNSON'S SEASON/CAREER HIGHS

POINTS	
Season	15 • Central Arkansas • 12/16/2020
Career	27 • Louisiana-Monroe • ULM • 01/25/2020 ULL

### REBOUNDS

Season	5 • at Georgia • 12/30/2020
Career	14 • Murray State • 12/12/2017 SLU

### FIELD GOALS MADE

Season	4 • Kentucky • 01/02/2021
	4 • Mississippi Valley State • 12/21/2020
Career	10 • Southeastern Louisiana • 12/03/2019 ULL

### 3-POINT FIELD GOALS MADE

Season	3 • at Vanderbilt • 01/09/2021
	3 • Kentucky • 01/02/2021
	3 • at Georgia • 12/30/2020
	3 • Central Arkansas • 12/16/2020
Career	5 • at Duquesne • 02/28/2018 SLU
	5 • at George Mason • 01/14/2017 SLU

### FREE THROWS MADE

Season	6 • Central Arkansas • 12/16/2020
	6 • North Texas • 12/04/2020
Career	10 • Louisiana-Monroe • ULM • 01/25/2020 ULL

### ASSISTS

Season	2 • Florida • 01/16/2021
	2 • Kentucky • 01/02/2021
	2 • vs. Liberty • 11/26/2020
Career	3 • Duquesne • 02/11/2017 SLU

### BLOCKS

Season	1 • 4x • Last: Ole Miss • 01/19/2021
Career	5 • McNeese State • 11/09/2019 ULL

### STEALS

Season	2 • Florida • 01/16/2021
Career	3 • McNeese State • 11/09/2019 ULL
	3 • North Carolina A&T • 02/04/2017 SLU

### MINUTES

Season	38 • Kentucky • 01/02/2021
Career	40 • 6x • Last: at Texas-Arlington • UTA • 01/30/2020

### J. JOHNSON'S TOP SCORING PERFORMANCES

RK	PTS	OPPONENT	DATE • SCHOOL
1	27	Louisiana-Monroe • ULM	01/25/2020 • ULL
2	26	Southeastern Louisiana	12/03/2019 • ULL
	26	Little Rock • UALR	12/21/2019 • ULL
4	24	Detroit	11/22/2017 • SLU
5	23	Texas-Arlington • UTA	01/16/2020 • ULL
6	22	Loyola • New Orleans	11/05/2019 • ULL
7	21	at Georgia Southern [SBC-T]	03/09/2020 • ULL
	21	at Texas Christian • TCU	11/12/2019 • ULL
	21	McNeese State	11/09/2019 • ULL
10	20	at Troy	02/15/2020 • ULL
	20	George Washington • GW	02/24/2018 • SLU

### J. JOHNSON'S GAME-BY-GAME STATISTICS • 2020-21

DATE • OPPONENT	GS	MIN	FG	3FG	FT	REB • O-D-T	PF/D	AST	TO	BLK	STL	PTS
11/25 • vs. Clemson		19	2-4	1-2	0-0	1 • 1 • 2	0	1	1	0	0	5
11/26 • vs. Liberty		20	3-5	1-3	0-0	0 • 4 • 4	1	2	1	0	0	7
11/30 • Texas State		22	2-9	2-7	0-0	0 • 4 • 4	0	1	0	0	0	6
12/04 • North Texas		16	2-4	0-2	6-7	0 • 2 • 2	2	0	1	0	0	10
12/08 • Jackson State		13	1-4	1-2	0-0	0 • 2 • 2	0	0	0	1	0	3
12/12 • vs. Dayton		6	0-0	0-0	0-0	0 • 0 • 0	0	0	0	0	0	0
12/16 • Central Arkansas • UCA	•	29	3-8	3-5	6-6	0 • 3 • 3	1	0	0	1	0	15
12/21 • Mississippi Valley State	•	24	4-7	2-5	0-0	1 • 2 • 3	0	0	1	0	1	10
12/30 • at Georgia [SEC]	•	31	3-11	3-9	3-4	1 • 4 • 5	1	0	0	0	0	12
01/02 • Kentucky [SEC]	•	38	4-6	3-5	3-4	1 • 1 • 2	1	2	0	0	0	14
01/05 • No. 13/13 Missouri [SEC]	•	22	1-2	1-2	0-0	1 • 1 • 2	0	0	0	0	0	3
01/09 • at Vanderbilt [SEC]	•	26	3-5	3-4	1-2	0 • 2 • 2	3	0	2	1	1	10
01/13 • Texas A&M [SEC]	•	20	2-6	1-3	1-2	1 • 1 • 2	2	1	1	0	1	6
01/16 • Florida [SEC]	•	19	1-4	0-2	1-2	0 • 0 • 0	0	2	1	0	2	3
01/19 • Ole Miss [SEC]	•	17	1-5	1-3	0-0	0 • 3 • 3	0	0	1	1	1	3
01/23 • at No. 18/16 Alabama [SEC]	•	4	0-0	0-0	0-0	0 • 0 • 0	1	0	1	0	0	0
01/26 • at No. 18/17 Tennessee [SEC]		8	0-2	0-2	0-0	0 • 1 • 1	0	0	0	0	1	0
01/30 • Iowa State [SEC/Big 12]		17	2-5	1-3	0-1	0 • 0 • 0	3	0	1	0	0	5
02/02 • at Arkansas [SEC]		14	2-5	1-3	1-2	0 • 1 • 1	2	0	1	0	0	6
02/06 • at South Carolina [SEC]		DNP										
02/10 • LSU [SEC]		DNP										
02/13 • Vanderbilt [SEC]		1	0-0	0-0	0-0	0 • 0 • 0	0	0	0	0	0	0
02/20 • at Ole Miss [SEC]		2	0-0	0-0	0-1	0 • 0 • 0	0	1	0	0	0	0
02/24 • South Carolina [SEC]		5	0-2	0-1	0-0	0 • 0 • 0	0	0	0	0	0	0
02/27 • No. 6/7 Alabama [SEC]	•	20	3-7	1-4	0-0	1 • 2 • 3	1	0	1	0	0	7
03/03 • at Texas A&M [SEC]												
03/06 • at Auburn [SEC]												

J. JOHNSON'S STANDOUT PERFORMANCES	16-17 • FR • SLU	17-18 • SO • SLU	19-20 • JR • ULL	20-21 • SR • MSU	CAREER
10+ Points	8	16	28	6	58
20+ Points	-	2	9	-	11
Led MSU in Scoring	-	-	-	-	0
5+ Rebounds	12	9	25	1	47
10+ Rebounds	3	1	6	-	10
Double-Doubles	2	1	6	-	9
20+PTS • 10+ REB	-	-	1	-	1
Led MSU in Rebounding	-	-	-	-	0
5+ Field Goals Made	4	6	21	-	31
10+ Field Goals Made	-	-	1	-	1
2+ 3-Point Field Goals Made	9	17	12	6	44
5+ 3-Point Field Goals Made	1	1	-	-	2
5+ Free Throws Made	4	4	11	2	21
10+ Free Throws Made	-	-	1	-	1
2+ Assists	6	6	6	3	21
5+ Assists	-	-	-	-	0
2+ Blocks	4	4	5	-	13
5+ Blocks	-	-	1	-	1
2+ Steals	6	2	6	1	15
5+ Steals	-	-	-	-	0

### J. JOHNSON'S CAREER STATISTICS

YEAR	GP-GS	MIN • AVG	FG-FGA	PCT	THREE-POINT	FG-FGA	PCT	FT-FTA	PCT	REBOUND	OFF-DEF-TOT	AVG	PF-FO	AST	TO	BLK	STL	PTS • AVG	SCHOOL
2016-17	33-18	791 • 24.0	85-213	39.9	35-96	36.5	44-60	73.3		47-102-149	4.5	88-3	25	44	17	23		249 • 7.5	SAINT LOUIS
2017-18	33-24	896 • 27.2	91-217	41.9	52-132	39.4	67-86	77.9		30-97-127	3.8	76-1	22	42	21	12		301 • 9.1	SAINT LOUIS
2019-20	33-33	1119 • 33.9	172-402	42.8	46-159	28.9	121-146	82.9		73-146-219	6.6	83-0	25	62	21	25		511 • 15.5	LOUISIANA-LAFAYETTE
2020-21	23-11	392 • 17.1	39-101	38.6	25-67	37.3	22-31	71.0		7-34-41	1.8	18-0	10	13	4	7		125 • 5.4	MSU
TOTALS	122-86	3198 • 26.2	387-933	41.5	158-454	34.8	254-323	78.6		157-379-536	4.4	265-4	82	161	63	67		1186 • 9.7	



# #1 Iverson Molinar

Guard • 6-3 • 190 • 50 • 1L • Panama City, Panama • Veritas Prep - California

## 2020-21 OVERALL

PPG 16.3    RPG 3.9    APG 2.5    SPG 1.1    BPG 0.1

## 2020-21 SEC GAMES

PPG 15.6    RPG 3.8    APG 2.3    SPG 1.0    BPG 0.1

### I. MOLINAR'S SEASON/CAREER HIGHS

POINTS	
Season	24 • at Vanderbilt • 01/09/2021
	24 • at Georgia • 12/30/2020
Career	24 • 2x • Last: at Vanderbilt • 01/09/2021

### REBOUNDS

Season	8 • at Vanderbilt • 01/09/2021
Career	8 • at Vanderbilt • 01/09/2021

### FIELD GOALS MADE

Season	10 • vs. Dayton • 12/12/2020
Career	10 • vs. Dayton • 12/12/2020

### 3-POINT FIELD GOALS MADE

Season	5 • Jackson State • 12/08/2020
Career	5 • Jackson State • 12/08/2020

### FREE THROWS MADE

Season	8 • at No. 18 Alabama • 01/23/2021
Career	8 • at No. 18 Alabama • 01/23/2021

### ASSISTS

Season	7 • vs. Dayton • 12/12/2020
Career	7 • vs. Dayton • 12/12/2020

### BLOCKS

Season	1 • No. 6 Alabama • 02/27/2021
	1 • Mississippi Valley State • 12/21/2020
	1 • vs. Dayton • 12/12/2020
Career	2 • Radford • 12/18/2019

### STEALS

Season	4 • at Vanderbilt • 01/09/2021
Career	4 • at Vanderbilt • 01/09/2021

### MINUTES

Season	44 • Kentucky • 01/02/2021
Career	44 • Kentucky • 01/02/2021

### I. MOLINAR'S TOP SCORING PERFORMANCES

RK	PTS	OPPONENT	DATE
1	24	at Vanderbilt	01/09/2021
	24	at Georgia	12/30/2020
3	21	Jackson State	12/08/2020
	21	vs. Tulane	11/21/2019
5	20	Iowa State	01/30/2021
	20	No. 13 Missouri	01/05/2021
	20	vs. Dayton	12/12/2020
8	19	Vanderbilt	02/13/2021
	19	at No. 18 Alabama	01/23/2021
10	18	Mississippi Valley State	12/21/2020

### I. MOLINAR'S GAME-BY-GAME STATISTICS • 2020-21

DATE • OPPONENT	GS	MIN	FG	3FG	FT	REB • O-D-T	PF/D	AST	TO	BLK	STL	PTS
11/25 • vs. Clemson	DNP											
11/26 • vs. Liberty	DNP											
11/30 • Texas State	DNP											
12/04 • North Texas	•	29	5-9	1-2	4-6	1 • 4 • 5	2	2	1	0	1	15
12/08 • Jackson State	•	29	8-12	5-7	0-0	0 • 5 • 5	2	4	2	0	1	21
12/12 • vs. Dayton	•	43	10-23	0-5	0-0	1 • 2 • 3	3	7	2	1	2	20
12/16 • Central Arkansas • UCA	•	26	5-13	2-4	2-4	1 • 2 • 3	3	1	3	0	2	14
12/21 • Mississippi Valley State	•	27	6-10	2-3	4-4	1 • 4 • 5	0	5	0	1	2	18
12/30 • at Georgia [SEC]	•	26	8-14	4-6	4-4	0 • 3 • 3	3	3	3	0	0	24
01/02 • Kentucky [SEC]	•	44	8-21	1-3	0-0	1 • 4 • 5	2	5	4	0	1	17
01/05 • No. 13/13 Missouri [SEC]	•	34	7-16	1-1	5-5	0 • 3 • 3	1	2	2	0	0	20
01/09 • at Vanderbilt [SEC]	•	37	9-11	0-0	6-9	0 • 8 • 8	2	1	4	0	4	24
01/13 • Texas A&M [SEC]	•	38	6-11	1-1	3-4	0 • 2 • 2	2	4	3	0	1	16
01/16 • Florida [SEC]	•	35	5-13	1-1	2-2	0 • 6 • 6	2	3	5	0	0	13
01/19 • Ole Miss [SEC]	•	34	3-10	0-2	1-2	0 • 6 • 6	1	3	2	0	1	7
01/23 • at No. 18/16 Alabama [SEC]	•	35	5-19	1-4	8-8	0 • 2 • 2	0	1	1	0	3	19
01/26 • at No. 18/17 Tennessee [SEC]	•	24	6-12	2-3	2-2	0 • 3 • 3	3	1	2	0	1	16
01/30 • Iowa State [SEC/Big 12]	•	26	8-13	2-3	2-3	0 • 3 • 3	1	1	2	0	0	20
02/02 • at Arkansas [SEC]	•	32	1-4	0-1	4-4	0 • 3 • 3	3	3	4	0	0	6
02/06 • at South Carolina [SEC]	•	29	5-11	2-5	4-4	0 • 4 • 4	2	4	3	0	0	16
02/10 • LSU [SEC]	•	33	5-14	2-6	4-6	0 • 0 • 0	0	4	3	0	0	16
02/13 • Vanderbilt [SEC]	•	36	9-13	1-3	0-0	0 • 6 • 6	1	1	4	0	2	19
02/20 • at Ole Miss [SEC]	•	31	6-13	2-3	3-3	0 • 3 • 3	0	0	2	0	2	17
02/24 • South Carolina [SEC]		21	3-8	0-2	3-4	0 • 1 • 1	2	1	1	0	1	9
02/27 • No. 6/7 Alabama [SEC]	•	35	5-15	0-1	1-2	1 • 5 • 6	4	0	4	1	0	11
03/03 • at Texas A&M [SEC]												
03/06 • at Auburn [SEC]												

I. MOLINAR'S STANDOUT PERFORMANCES	19-20 • FR	20-21 • SO	CAREER
10+ Points	5	19	24
20+ Points	1	6	7
Led MSU in Scoring	1	9	10
5+ Rebounds	-	9	9
10+ Rebounds	-	-	0
Double-Doubles	-	-	0
20+PTS • 5+ REB	-	2	2
Led MSU in Rebounding	-	2	2
5+ Field Goals Made	3	19	22
10+ Field Goals Made	-	1	1
2+ 3-Point Field Goals Made	3	9	12
5+ 3-Point Field Goals Made	-	1	1
5+ Free Throws Made	1	3	4
10+ Free Throws Made	-	-	0
2+ Assists	10	13	23
5+ Assists	2	3	5
2+ Blocks	1	-	1
5+ Blocks	-	-	0
2+ Steals	1	7	8
5+ Steals	-	-	0

### I. MOLINAR'S • SEC RANKINGS

	ALL • SEC	ALL • SEC
Points	16.3 • 15.6	6th • T-9th
Field Goal Percentage	46.7 • 44.4	7th • 6th
20+ PTS Games	6 • 3	T-6th • T-12th
Free Throw Percentage	81.6 • 84.7	8th • 4th

### I. MOLINAR'S CAREER STATISTICS

YEAR	GP-GS	MIN • AVG	FG-FGA	PCT	THREE-POINT		FT-FTA	PCT	REBOUND		PF-FO	AST	TO	BLK	STL	PTS • AVG
					FG-FGA	PCT			OFF-DEF-TOT	AVG						
2019-20	31-8	476 • 15.4	64-131	48.9	13-35	37.1	43-56	76.8	8-24-32	1.0	47-1	40	32	4	8	184 • 5.9
2020-21	22-21	705 • 32.0	133-285	46.7	30-66	45.5	62-76	81.6	6-79-85	3.9	39-0	56	57	3	24	358 • 16.3
TOTALS	53-29	1180 • 22.3	197-416	47.4	43-101	42.6	105-132	79.5	14-103-117	2.2	86-1	96	89	7	32	542 • 10.2



# #2 Javian Davis

Forward • 6-9 • 245 • R SO • TR • Canton, Mississippi • Canton HS • Alabama

## 2020-21 OVERALL

PPG	RPG	APG	SPG	BPG
2.9	3.8	0.7	0.4	0.2

## 2020-21 SEC GAMES

PPG	RPG	APG	SPG	BPG
1.7	2.5	0.8	0.4	0.2

### J. DAVIS' SEASON/CAREER HIGHS

POINTS	
Season	11 • Jackson State • 12/08/2020
Career	20 • South Carolina • 02/29/2020 BAMA

### REBOUNDS

Season	8 • Central Arkansas • 12/16/2020 8 • Texas State • 11/30/2020
Career	10 • South Carolina • 02/29/2020 BAMA

### FIELD GOALS MADE

Season	3 • Central Arkansas • 12/16/2020 3 • Texas State • 11/30/2020
Career	6 • Florida Atlantic • FAU • 11/11/2019 BAMA

### 3-POINT FIELD GOALS MADE

Season	1 • 2x • Last: Jackson State • 12/08/2020
Career	1 • Jackson State • 12/08/2020 MSU 1 • Texas State • 11/30/2020 MSU 1 • South Carolina • 02/29/2020 BAMA 1 • at Ole Miss • 02/22/2020 BAMA 2x BAMA • 2x MSU

### FREE THROWS MADE

Season	8 • Jackson State • 12/08/2020
Career	11 • South Carolina • 02/29/2020 BAMA

### ASSISTS

Season	2 • 3x • Last: South Carolina • 02/24/2021
Career	2 • South Carolina • 02/24/2021 MSU 2 • Kentucky • 01/02/2021 MSU 2 • vs. Liberty • 11/26/2020 MSU 2 • vs. Iowa State • 11/28/2019 BAMA 2 • Florida Atlantic • FAU • 11/11/2019 BAMA

### BLOCKS

Season	1 • 5x • Last: Iowa State • 01/30/2021
Career	3 • Arkansas • 02/01/2020 BAMA 3 • at Vanderbilt • 01/22/2020 BAMA

### STEALS

Season	2 • South Carolina • 02/24/2021 2 • Ole Miss • 01/19/2021
Career	3 • vs. Southern Miss • USM • 11/29/2019 BAMA

### MINUTES

Season	27 • Kentucky • 01/02/2021
Career	31 • South Carolina • 02/29/2020 BAMA

### J. DAVIS' TOP SCORING PERFORMANCES

RK	PTS	OPPONENT	DATE • SCHOOL
1	20	South Carolina	02/29/2020 • BAMA
2	19	Florida Atlantic • FAU	11/11/2019 • BAMA
3	13	at Georgia	02/08/2020 • BAMA
4	12	vs. Belmont	12/21/2019 • BAMA
5	11	Jackson State	12/08/2020 • MSU
	11	Arkansas	02/01/2020 • BAMA
	11	Stephen F. Austin • SFA	12/06/2019 • BAMA
	11	at Rhode Island • URI	11/15/2019 • BAMA
9	10	at Ole Miss	02/22/2020 • BAMA
10		Furman	11/19/2019 • BAMA

### J. DAVIS' GAME-BY-GAME STATISTICS • 2020-21

DATE • OPPONENT	GS	MIN	FG	3FG	FT	REB • O-D-T	PF/D	AST	TO	BLK	STL	PTS
11/25 • vs. Clemson		24	1-6	0-3	1-8	2 • 5 • 7	3	0	1	0	1	3
11/26 • vs. Liberty		12	0-2	0-1	0-0	1 • 2 • 3	2	2	0	0	0	0
11/30 • Texas State		19	3-5	1-2	0-0	3 • 5 • 8	5/D	0	1	1	0	7
12/04 • North Texas		15	1-2	0-1	0-0	1 • 2 • 3	3	1	1	1	0	2
12/08 • Jackson State		18	1-2	1-2	8-14	4 • 1 • 5	4	1	2	0	1	11
12/12 • vs. Dayton		26	1-7	0-2	0-4	4 • 3 • 7	1	0	2	0	1	2
12/16 • Central Arkansas • UCA		22	3-6	0-0	3-4	3 • 5 • 8	1	0	0	0	0	9
12/21 • Mississippi Valley State		13	1-3	0-2	2-2	1 • 2 • 3	3	1	3	0	1	4
12/30 • at Georgia [SEC]		9	1-1	0-0	0-0	2 • 2 • 4	3	1	1	0	0	2
01/02 • Kentucky [SEC]		27	2-5	0-1	1-2	2 • 5 • 7	1	2	2	0	1	5
01/05 • No. 13/13 Missouri [SEC]	DNP											
01/09 • at Vanderbilt [SEC]	DNP											
01/13 • Texas A&M [SEC]	DNP											
01/16 • Florida [SEC]	DNP											
01/19 • Ole Miss [SEC]		9	1-1	0-0	0-2	1 • 1 • 2	0	1	0	1	2	2
01/23 • at No. 18/16 Alabama [SEC]		13	1-2	0-0	0-2	2 • 2 • 4	1	0	0	1	0	2
01/26 • at No. 18/17 Tennessee [SEC]		5	0-1	0-0	0-0	0 • 1 • 1	2	0	1	0	0	0
01/30 • Iowa State [SEC/Big 12]		13	1-3	0-0	0-1	1 • 5 • 6	3	0	0	1	0	2
02/02 • at Arkansas [SEC]		5	0-0	0-0	0-0	1 • 2 • 3	1	1	2	0	0	0
02/06 • at South Carolina [SEC]		3	0-1	0-1	0-0	0 • 1 • 1	1	0	1	0	0	0
02/10 • LSU [SEC]		5	0-1	0-0	0-0	0 • 1 • 1	1	1	0	0	0	0
02/13 • Vanderbilt [SEC]		10	0-0	0-0	1-2	1 • 1 • 2	1	1	0	0	0	1
02/20 • at Ole Miss [SEC]		10	2-3	0-0	0-0	0 • 0 • 0	3	1	4	0	0	4
02/24 • South Carolina [SEC]		14	2-3	0-0	0-0	1 • 4 • 5	2	2	1	0	2	4
02/27 • No. 6/7 Alabama [SEC]		3	0-0	0-0	0-0	0 • 0 • 0	1	0	0	0	0	0
03/03 • at Texas A&M [SEC]												
03/06 • at Auburn [SEC]												

J. DAVIS' STANDOUT PERFORMANCES	19-20 • FR • BAMA	20-21 • SO • MSU	CAREER
10+ Points	9	1	10
20+ Points	1	-	1
Led MSU in Scoring	-	-	0
5+ Rebounds	10	8	18
10+ Rebounds	1	-	1
Double-Doubles	1	-	1
20+PTS • 10+ REB	1	-	1
Led MSU in Rebounding	-	2	2
5+ Field Goals Made	3	-	3
10+ Field Goals Made	-	-	0
2+ 3-Point Field Goals Made	-	-	0
5+ 3-Point Field Goals Made	-	-	0
5+ Free Throws Made	6	1	7
10+ Free Throws Made	1	-	1
2+ Assists	2	3	5
5+ Assists	-	-	0
2+ Blocks	3	-	3
5+ Blocks	-	-	0
2+ Steals	4	2	6
5+ Steals	-	-	0

## J. DAVIS' CAREER STATISTICS

YEAR	GP-GS	MIN • AVG	FG-FGA	PCT	THREE-POINT FG-FGA	PCT	FT-FTA	PCT	REBOUND OFF-DEF-TOT	AVG	PF-FO	AST	TO	BLK	STL	PTS • AVG	SCHOOL
2019-20	31-14	494 • 15.9	60-101	59.4	2-8	25.0	64-104	61.5	46-72-118	3.8	76-5	14	34	13	19	186 • 6.0	ALABAMA
2020-21	21-0	276 • 13.1	21-54	38.9	2-15	13.3	16-41	39.0	30-50-80	3.8	42-1	15	22	5	9	60 • 2.9	MSU
TOTALS	52-14	770 • 14.8	81-155	52.3	4-23	17.4	80-145	55.2	76-122-198	3.8	118-6	29	56	18	28	246 • 4.7	



# #3 D.J. Stewart Jr.

Guard • 6-6 • 205 • R SO • 1L • Grace, Mississippi • Riverside HS

## 2020-21 OVERALL

PPG 16.5    RPG 3.0    APG 2.8    SPG 1.4    BPG 0.2

## 2020-21 SEC GAMES

PPG 15.6    RPG 2.9    APG 3.1    SPG 1.8    BPG 0.3

### D.J. STEWART JR'S SEASON/CAREER HIGHS

#### POINTS

Season 32 • vs. Dayton • 12/12/2020  
Career 32 • vs. Dayton • 12/12/2020

#### REBOUNDS

Season 7 • at Georgia • 12/30/2020  
Career 8 • at Oklahoma • 01/25/2020

#### FIELD GOALS MADE

Season 13 • vs. Dayton • 12/12/2020  
Career 13 • vs. Dayton • 12/12/2020

#### 3-POINT FIELD GOALS MADE

Season 5 • Texas State • 11/30/2020  
Career 5 • Texas State • 11/30/2020

#### FREE THROWS MADE

Season 8 • South Carolina • 02/24/2021  
8 • Kentucky • 01/02/2021  
Career 8 • 2x • Last: South Carolina • 02/24/2021

#### ASSISTS

Season 6 • at Ole Miss • 02/20/2021  
Career 6 • at Ole Miss • 02/20/2021

#### BLOCKS

Season 2 • Texas A&M • 01/13/2021  
Career 2 • Texas A&M • 01/13/2021  
2 • Arkansas • 01/22/2020  
2 • at Coastal Carolina • 11/24/2019

#### STEALS

Season 5 • at Arkansas • 02/02/2021  
Career 5 • at Arkansas • 02/02/2021

#### MINUTES

Season 47 • Kentucky • 01/02/2021  
47 • vs. Dayton • 12/12/2020  
Career 47 • 2x • Last: Kentucky • 01/02/2021

### D.J. STEWART JR'S TOP SCORING PERFORMANCES

RK	PTS	OPPONENT	DATE
1	32	vs. Dayton	12/12/2020
2	29	at South Carolina	02/06/2021
3	27	at No. 18 Alabama	01/23/2021
4	24	No. 13 Missouri	01/05/2021
5	23	Texas State	11/30/2020
6	20	vs. Liberty	11/26/2020
	20	Tennessee	02/01/2020
8	19	Kentucky	01/02/2021
9	18	Ole Miss	01/19/2021
	18	at Georgia	12/30/2020

### D.J. STEWART JR'S GAME-BY-GAME STATISTICS • 2020-21

DATE • OPPONENT	GS	MIN	FG	3FG	FT	REB • O-D-T	PF/D	AST	TO	BLK	STL	PTS
11/25 • vs. Clemson	•	38	5-18	1-3	1-3	3 • 3 • 6	2	2	6	0	2	12
11/26 • vs. Liberty	•	37	8-15	1-3	3-4	1 • 2 • 3	2	4	4	0	0	20
11/30 • Texas State	•	30	9-14	5-6	0-0	0 • 3 • 3	2	2	5	0	0	23
12/04 • North Texas	•	34	6-18	0-3	4-6	0 • 3 • 3	0	0	0	0	1	16
12/08 • Jackson State	•	28	3-8	1-2	4-4	0 • 0 • 0	2	2	1	0	0	11
12/12 • vs. Dayton	•	47	13-22	3-5	3-5	0 • 2 • 2	0	2	3	0	0	32
12/16 • Central Arkansas • UCA	•	35	7-13	3-5	0-0	0 • 6 • 6	2	5	2	0	1	17
12/21 • Mississippi Valley State	•	28	5-8	3-4	2-6	0 • 3 • 3	1	0	2	0	1	15
12/30 • at Georgia [SEC]	•	34	8-20	2-7	0-1	2 • 5 • 7	1	2	1	0	0	18
01/02 • Kentucky [SEC]	•	47	5-16	1-5	8-10	0 • 5 • 5	1	4	3	0	2	19
01/05 • No. 13/13 Missouri [SEC]	•	37	10-14	0-1	4-4	0 • 3 • 3	0	4	4	0	3	24
01/09 • at Vanderbilt [SEC]	•	34	5-11	0-0	6-7	0 • 2 • 2	3	3	1	0	1	16
01/13 • Texas A&M [SEC]	•	37	3-14	1-6	2-2	2 • 2 • 4	3	4	5	2	1	9
01/16 • Florida [SEC]	•	32	4-15	0-3	3-4	0 • 4 • 4	2	3	4	0	2	11
01/19 • Ole Miss [SEC]	•	37	7-16	3-8	1-2	1 • 2 • 3	0	0	3	0	0	18
01/23 • at No. 18/16 Alabama [SEC]	•	33	9-21	2-6	7-7	0 • 3 • 3	2	2	3	1	4	27
01/26 • at No. 18/17 Tennessee [SEC]	•	36	4-13	0-2	3-3	0 • 0 • 0	3	1	1	0	1	11
01/30 • Iowa State [SEC/Big 12]	•	25	5-16	2-5	5-6	2 • 1 • 3	2	5	0	0	2	17
02/02 • at Arkansas [SEC]	•	37	4-10	0-2	0-0	0 • 3 • 3	3	3	4	0	5	8
02/06 • at South Carolina [SEC]	•	35	10-17	4-6	5-5	0 • 3 • 3	3	1	3	0	3	29
02/10 • LSU [SEC]	•	37	2-8	1-5	0-0	0 • 1 • 1	2	4	1	0	1	5
02/13 • Vanderbilt [SEC]	•	34	3-10	3-8	0-0	0 • 1 • 1	2	3	3	0	2	9
02/20 • at Ole Miss [SEC]	•	34	6-12	0-4	4-4	0 • 3 • 3	1	6	3	1	2	16
02/24 • South Carolina [SEC]	•	32	3-5	1-2	8-9	0 • 4 • 4	2	5	4	0	1	15
02/27 • No. 6/7 Alabama [SEC]	•	34	4-12	0-3	7-9	0 • 1 • 1	1	4	4	1	1	15
03/03 • at Texas A&M [SEC]												
03/06 • at Auburn [SEC]												

### D.J. STEWART JR'S STANDOUT PERFORMANCES

	19-20 • FR	20-21 • SO	CAREER
10+ Points	14	21	35
20+ Points	1	6	7
Led MSU in Scoring	1	13	14
5+ Rebounds	2	4	6
10+ Rebounds	-	-	0
Double-Doubles	-	-	0
20+ PTS • 5+ REB	-	-	0
Led MSU in Rebounding	1	-	1
5+ Field Goals Made	6	16	22
10+ Field Goals Made	-	3	3
2+ 3-Point Field Goals Made	5	10	15
5+ 3-Point Field Goals Made	-	1	1
5+ Free Throws Made	2	7	9
10+ Free Throws Made	-	-	0
2+ Assists	16	20	36
5+ Assists	1	4	5
2+ Blocks	2	1	3
5+ Blocks	-	-	0
2+ Steals	7	10	17
5+ Steals	-	1	1

### D.J. STEWART JR'S • SEC RANKINGS

	ALL • SEC	ALL • SEC
Points	16.5 • 15.6	5th • T-9th
20+ PTS Games	6 • 3	T-5th • T-12th
Field Goal Percentage	42.8 • 40.7	10th • 13th
Free Throw Percentage	79.2 • 86.6	11th • 3rd
Steals	1.4 • 1.8	13th • 3rd
Assists	3.1	NR • T-12th
Assist-to-Turnover	1.0	NR • 13th

### D.J. STEWART JR'S CAREER STATISTICS

YEAR	GP-GS	MIN • AVG	FG-FGA	PCT	THREE-POINT FG-FGA	PCT	FT-FTA	PCT	REBOUND OFF-DEF-TOT	AVG	PF-FO	AST	TO	BLK	STL	PTS • AVG
2019-20	31-17	919 • 29.6	98-215	45.6	26-79	32.9	42-60	70.0	9-70-79	2.5	71-1	49	44	7	31	264 • 8.5
2020-21	25-25	870 • 34.8	148-346	42.8	37-106	34.9	80-101	79.2	11-65-76	3.0	42-0	71	70	5	36	413 • 16.5
TOTALS	56-42	1789 • 32.0	246-561	43.9	63-185	34.1	122-161	75.8	20-135-155	2.8	113-1	120	114	12	67	677 • 12.1





# #4 Cameron Matthews

Guard/Forward • 6-7 • 220 • FR • HS • Olive Branch, Mississippi • Olive Branch HS

## 2020-21 OVERALL

PPG	RPG	APG	SPG	BPG
2.2	2.5	1.1	0.8	0.3

## 2020-21 SEC GAMES

PPG	RPG	APG	SPG	BPG
1.7	2.3	0.5	0.6	0.3

### C. MATTHEWS' SEASON/CAREER HIGHS

#### POINTS

Season	8 • vs. Clemson • 11/25/2020
Career	8 • vs. Clemson • 11/25/2020

#### REBOUNDS

Season	7 • at No. 18 Alabama • 01/23/2021
Career	7 • at No. 18 Alabama • 01/23/2021

#### FIELD GOALS MADE

Season	3 • at No. 18 Alabama • 01/23/2021
	3 • vs. Clemson • 11/25/2020
Career	3 • 2x • Last: at No. 18 Alabama • 01/23/2021

#### 3-POINT FIELD GOALS MADE

Season	2 • vs. Clemson • 11/25/2020
Career	2 • vs. Clemson • 11/25/2020

#### FREE THROWS MADE

Season	2 • Iowa State • 01/30/2021
	2 • at No. 18 Tennessee • 01/26/2021
Career	2 • 2x • Last: Iowa State • 01/30/2021

#### ASSISTS

Season	5 • Texas State • 11/30/2020
Career	5 • Texas State • 11/30/2020

#### BLOCKS

Season	1 • Vanderbilt • 02/13/2021
	1 • Iowa State • 01/30/2021
	1 • at No. 18 Tennessee • 01/26/2021
	1 • Texas A&M • 01/13/2021
	1 • No. 13 Missouri • 01/05/2021
	1 • Central Arkansas • 12/16/2020
	1 • vs. Dayton • 12/12/2020
	1 • Jackson State • 12/08/2020
Career	1 • 8x • Last: Vanderbilt • 02/13/2021

#### STEALS

Season	3 • vs. Clemson • 11/25/2020
Career	3 • vs. Clemson • 11/25/2020

#### MINUTES

Season	36 • vs. Dayton • 12/12/2020
Career	36 • vs. Dayton • 12/12/2020

### C. MATTHEWS' TOP SCORING PERFORMANCES

RK	PTS	OPPONENT	DATE
1	8	vs. Clemson	11/25/2020
2	6	at No. 18 Alabama	01/23/2021
3	5	Texas A&M	01/13/2021
	5	Central Arkansas	12/16/2020
	5	vs. Dayton	12/12/2020

### C. MATTHEWS' GAME-BY-GAME STATISTICS • 2020-21

DATE • OPPONENT	GS	MIN	FG	3FG	FT	REB • O-D-T	PF/D	AST	TO	BLK	STL	PTS
11/25 • vs. Clemson	•	34	3-4	2-2	0-4	3 • 2 • 5	4	0	2	0	3	8
11/26 • vs. Liberty	•	32	1-2	0-1	0-0	1 • 1 • 2	2	2	2	0	1	2
11/30 • Texas State	•	26	0-3	0-1	0-0	1 • 2 • 3	3	5	0	0	2	0
12/04 • North Texas	•	24	0-1	0-1	0-0	1 • 1 • 2	2	3	2	0	0	0
12/08 • Jackson State	•	20	1-4	0-0	0-2	2 • 2 • 4	0	2	2	1	1	2
12/12 • vs. Dayton	•	36	2-5	0-1	1-4	2 • 0 • 2	5/D	1	0	1	2	5
12/16 • Central Arkansas • UCA		14	2-2	1-1	0-0	0 • 2 • 2	1	2	1	1	0	5
12/21 • Mississippi Valley State		11	1-1	0-0	0-0	1 • 2 • 3	1	3	1	0	1	2
12/30 • at Georgia [SEC]		8	1-2	0-1	0-0	1 • 1 • 2	1	1	0	0	2	2
01/02 • Kentucky [SEC]		12	1-2	0-0	0-1	2 • 2 • 4	1	1	0	0	2	2
01/05 • No. 13/13 Missouri [SEC]		12	2-2	0-0	0-0	1 • 2 • 3	1	0	0	1	0	4
01/09 • at Vanderbilt [SEC]		11	0-1	0-1	1-2	0 • 0 • 0	3	0	2	0	1	1
01/13 • Texas A&M [SEC]		14	2-5	1-2	0-2	2 • 1 • 3	1	1	0	1	0	5
01/16 • Florida [SEC]		15	1-4	0-1	0-2	2 • 2 • 4	0	1	0	0	0	2
01/19 • Ole Miss [SEC]		14	0-0	0-0	0-0	0 • 0 • 0	2	2	2	0	1	0
01/23 • at No. 18/16 Alabama [SEC]		32	3-6	0-2	0-0	2 • 5 • 7	1	0	2	0	2	6
01/26 • at No. 18/17 Tennessee [SEC]	•	31	1-3	0-1	2-5	0 • 2 • 2	2	0	2	1	1	4
01/30 • Iowa State [SEC/Big 12]	•	13	0-1	0-1	2-2	2 • 0 • 2	2	1	0	1	1	2
02/02 • at Arkansas [SEC]		14	0-2	0-1	0-0	1 • 1 • 2	2	0	2	0	0	0
02/06 • at South Carolina [SEC]		9	0-1	0-0	0-0	1 • 1 • 2	3	0	0	0	0	0
02/10 • LSU [SEC]		DNP										
02/13 • Vanderbilt [SEC]		7	0-0	0-0	0-0	0 • 0 • 0	1	2	1	1	0	0
02/20 • at Ole Miss [SEC]		4	0-0	0-0	0-0	1 • 2 • 3	0	0	0	0	0	0
02/24 • South Carolina [SEC]		6	0-0	0-0	0-1	2 • 1 • 3	0	0	4	0	0	0
02/27 • No. 6/7 Alabama [SEC]		1	0-0	0-0	0-0	0 • 0 • 0	1	0	0	0	0	0
03/03 • at Texas A&M [SEC]												
03/06 • at Auburn [SEC]												

### C. MATTHEWS' STANDOUT PERFORMANCES

	20-21 • FR	CAREER
5+ Points	5	5
10+ Points	-	0
Led MSU in Scoring	-	0
5+ Rebounds	2	2
10+ Rebounds	-	0
Double-Doubles	-	0
10+PTS • 5+ REB	-	0
Led MSU in Rebounding	-	0
5+ Field Goals Made	-	0
10+ Field Goals Made	-	0
2+ 3-Point Field Goals Made	1	1
5+ 3-Point Field Goals Made	-	0
5+ Free Throws Made	-	0
10+ Free Throws Made	-	0
2+ Assists	8	8
5+ Assists	1	1
2+ Blocks	-	0
5+ Blocks	-	0
2+ Steals	6	6
5+ Steals	-	0

### C. MATTHEWS' CAREER STATISTICS

YEAR	GP-GS	MIN • AVG	FG-FGA	PCT	THREE-POINT FG-FGA PCT	FT-FTA	PCT	REBOUND OFF-DEF-TOT	AVG	PF-FO	AST	TO	BLK	STL	PTS • AVG
2020-21	24-8	400 • 16.7	21-51	41.2	4-17	23.5	6-25	24.0	28-32-60	2.5	39-1	27	25	8	52 • 2.2
TOTALS	24-8	400 • 16.7	21-51	41.2	4-17	23.5	6-25	24.0	28-32-60	2.5	39-1	27	25	8	52 • 2.2



# #5 Deivon Smith

Guard • 6-1 • 165 • FR • HS • Loganville, Georgia • Grayson HS

## 2020-21 OVERALL

PPG 5.0    RPG 3.4    APG 3.0    SPG 1.0    BPG 0.2

## 2020-21 SEC GAMES

PPG 5.5    RPG 3.1    APG 2.9    SPG 1.2    BPG 0.2

### D. SMITH'S SEASON/CAREER HIGHS

#### POINTS

Season 13 • at Georgia • 12/30/2020  
Career 13 • at Georgia • 12/30/2020

#### REBOUNDS

Season 7 • Mississippi Valley State • 12/21/2020  
Career 7 • Mississippi Valley State • 12/21/2020

#### FIELD GOALS MADE

Season 5 • LSU • 02/10/2021  
5 • Iowa State • 01/30/2021  
Career 5 • 2x • Last: LSU • 02/10/2021

#### 3-POINT FIELD GOALS MADE

Season 3 • at Georgia • 12/30/2020  
Career 3 • at Georgia • 12/30/2020

#### FREE THROWS MADE

Season 3 • Jackson State • 12/08/2020  
Career 3 • Jackson State • 12/08/2020

#### ASSISTS

Season 9 • Iowa State • 01/30/2021  
Career 9 • Iowa State • 01/30/2021

#### BLOCKS

Season 1 • at South Carolina • 02/06/2021  
1 • at Arkansas • 02/02/2021  
1 • at Georgia • 12/30/2020  
1 • Texas State • 11/30/2020  
1 • vs. Liberty • 11/26/2020  
Career 1 • 5x • Last: at South Carolina • 02/06/2021

#### STEALS

Season 2 • No. 6 Alabama • 02/27/2021  
2 • South Carolina • 02/24/2021  
2 • at Ole Miss • 02/20/2021  
2 • Texas A&M • 01/13/2021  
2 • No. 13 Missouri • 01/05/2021  
2 • at Georgia • 12/30/2020  
2 • Jackson State • 12/08/2020  
2 • vs. Liberty • 11/26/2020  
Career 2 • 8x • Last: No. 6 Alabama • 02/27/2021

#### MINUTES

Season 32 • South Carolina • 02/24/2021  
Career 32 • South Carolina • 02/24/2021

### D. SMITH'S TOP SCORING PERFORMANCES

RK	PTS	OPPONENT	DATE
1	13	at Georgia	12/30/2020
2	12	LSU	02/10/2021
3	10	Iowa State	01/30/2021
	10	vs. Liberty	11/26/2020
5	9	Vanderbilt	02/13/2021
6	8	at South Carolina	02/06/2021
7	6	South Carolina	02/24/2021
	6	at Ole Miss	02/20/2021
	6	at No. 18 Tennessee	01/26/2021
	6	No. 13 Missouri	01/05/2021

### D. SMITH'S GAME-BY-GAME STATISTICS - 2020-21

DATE • OPPONENT	GS	MIN	FG	3FG	FT	REB • O-D-T	PF/D	AST	TO	BLK	STL	PTS
11/25 • vs. Clemson	•	29	1-6	0-3	0-0	0 • 4 • 4	1	1	1	0	1	2
11/26 • vs. Liberty	•	29	3-7	2-2	2-2	0 • 5 • 5	2	5	2	1	2	10
11/30 • Texas State	•	29	1-4	0-2	0-0	0 • 5 • 5	2	3	3	1	0	2
12/04 • North Texas		17	2-3	0-0	0-0	1 • 2 • 3	2	0	2	0	0	4
12/08 • Jackson State		17	1-8	0-2	3-4	0 • 5 • 5	0	2	2	0	2	5
12/12 • vs. Dayton		19	0-0	0-0	2-2	0 • 1 • 1	1	3	3	0	1	2
12/16 • Central Arkansas • UCA		15	0-3	0-2	0-0	0 • 1 • 1	0	2	2	0	0	0
12/21 • Mississippi Valley State		17	0-5	0-4	1-2	2 • 5 • 7	1	4	1	0	0	1
12/30 • at Georgia [SEC]		20	4-8	3-4	2-3	0 • 3 • 3	1	3	2	1	2	13
01/02 • Kentucky [SEC]		9	1-3	0-1	0-0	0 • 0 • 0	1	0	0	0	1	2
01/05 • No. 13/13 Missouri [SEC]		24	2-7	1-1	1-2	0 • 4 • 4	2	3	0	0	2	6
01/09 • at Vanderbilt [SEC]		18	2-5	0-0	0-0	0 • 3 • 3	1	4	1	0	0	4
01/13 • Texas A&M [SEC]		15	1-2	0-0	0-0	0 • 2 • 2	1	0	1	0	2	2
01/16 • Florida [SEC]		26	2-6	0-1	1-2	1 • 5 • 6	4	4	2	0	1	5
01/19 • Ole Miss [SEC]		23	1-5	0-1	0-0	0 • 1 • 1	2	3	1	0	0	2
01/23 • at No. 18/16 Alabama [SEC]		16	2-4	1-2	0-0	1 • 1 • 2	3	2	3	0	0	5
01/26 • at No. 18/17 Tennessee [SEC]		23	2-9	0-3	2-2	1 • 3 • 4	3	5	2	0	1	6
01/30 • Iowa State [SEC/Big 12]		23	5-8	0-2	0-0	0 • 3 • 3	1	9	1	0	1	10
02/02 • at Arkansas [SEC]	•	18	0-3	0-1	0-1	0 • 4 • 4	5/D	1	3	1	1	0
02/06 • at South Carolina [SEC]	•	29	3-12	2-5	0-1	2 • 4 • 6	2	5	4	1	1	8
02/10 • LSU [SEC]	•	29	5-8	2-4	0-1	0 • 1 • 1	0	1	3	0	1	12
02/13 • Vanderbilt [SEC]		29	4-11	1-3	0-1	0 • 6 • 6	2	6	2	0	1	9
02/20 • at Ole Miss [SEC]		21	2-3	0-0	2-3	0 • 2 • 2	3	2	1	0	2	6
02/24 • South Carolina [SEC]	•	32	2-5	2-4	0-0	0 • 3 • 3	2	3	2	0	2	6
02/27 • No. 6/7 Alabama [SEC]		20	1-6	0-1	0-0	0 • 3 • 3	2	4	0	0	2	2
03/03 • at Texas A&M [SEC]												
03/06 • at Auburn [SEC]												

### D. SMITH'S STANDOUT PERFORMANCES

	20-21 • FR	CAREER
5+ Points	13	13
10+ Points	4	4
Led MSU in Scoring	-	0
5+ Rebounds	7	7
10+ Rebounds	-	0
Double-Doubles	-	0
10+PTS • 5+ ASST	2	2
Led MSU in Rebounding	1	1
5+ Field Goals Made	2	2
10+ Field Goals Made	-	0
2+ 3-Point Field Goals Made	5	5
5+ 3-Point Field Goals Made	-	0
5+ Free Throws Made	-	0
10+ Free Throws Made	-	0
2+ Assists	19	19
5+ Assists	5	5
2+ Blocks	-	0
5+ Blocks	-	0
2+ Steals	8	8
5+ Steals	-	0

### D. SMITH'S CAREER STATISTICS

YEAR	GP-GS	MIN • AVG	FG-FGA	PCT	THREE-POINT		FT-FTA	PCT	REBOUND		PF-FO	AST	TO	BLK	STL	PTS • AVG
					FG-FGA	PCT			OFF-DEF-TOT	AVG						
2020-21	25-7	548 • 21.9	47-141	33.3	14-48	29.2	16-26	61.5	8-76-84	3.4	44-1	75	44	5	26	124 • 5.0
TOTALS	25-7	548 • 21.9	47-141	33.3	14-48	29.2	16-26	61.5	8-76-84	3.4	44-1	75	44	5	26	124 • 5.0



# #11 Andersson Garcia

Guard/Forward • 6-7 • 205 • FR • HS • Moca, Dominican Republic • Hamilton Heights HS - Tennessee

## 2020-21 OVERALL

PPG	RPG	APG	SPG	BPG
2.0	0.9	0.4	0.4	0.1

## 2020-21 SEC GAMES

PPG	RPG	APG	SPG	BPG
4.0	1.0	0.0	0.0	0.0

### A. GARCIA'S SEASON/CAREER HIGHS

#### POINTS

Season	5 • Iowa State • 01/30/2021
Career	5 • Iowa State • 01/30/2021

#### REBOUNDS

Season	3 • Texas State • 11/30/2020
Career	3 • Texas State • 11/30/2020

#### FIELD GOALS MADE

Season	2 • South Carolina • 02/24/2021
	2 • Iowa State • 01/30/2021
Career	2 • 2x • Last: South Carolina • 02/24/2021

#### 3-POINT FIELD GOALS MADE

Season	1 • Iowa State • 01/30/2021
	1 • Central Arkansas • 12/16/2020
Career	1 • 2x • Last: Iowa State • 01/30/2021

#### FREE THROWS MADE

Season	
Career	

#### ASSISTS

Season	2 • Iowa State • 01/30/2021
Career	2 • Iowa State • 01/30/2021

#### BLOCKS

Season	1 • Jackson State • 12/08/2020
Career	1 • Jackson State • 12/08/2020

#### STEALS

Season	1 • Iowa State • 01/30/2021
	1 • Mississippi Valley State • 12/21/2020
	1 • Jackson State • 12/08/2020
Career	1 • 3x • Last: Iowa State • 01/30/2021

#### MINUTES

Season	7 • Iowa State • 01/30/2021
	7 • Texas State • 11/30/2020
Career	7 • 2x • Last: Iowa State • 01/30/2021

### A. GARCIA'S TOP SCORING PERFORMANCES

RK	PTS	OPPONENT	DATE
1	5	Iowa State	01/30/2021
2	4	South Carolina	02/24/2021
3	3	Central Arkansas	12/16/2020
4	2	Mississippi Valley State	12/21/2020
	2	Jackson State	12/08/2020

### A. GARCIA'S GAME-BY-GAME STATISTICS • 2020-21

DATE	OPPONENT	GS	MIN	FG	3FG	FT	REB • O-D-T	PF/D	AST	TO	BLK	STL	PTS
11/25	• vs. Clemson		2	0-0	0-0	0-0	0 • 0 • 0	1	0	1	0	0	0
11/26	• vs. Liberty		2	0-0	0-0	0-0	0 • 0 • 0	0	0	0	0	0	0
11/30	• Texas State		7	0-2	0-0	0-0	2 • 1 • 3	0	0	1	0	0	0
12/04	• North Texas	DNP											
12/08	• Jackson State		5	1-2	0-1	0-1	1 • 1 • 2	0	0	1	1	1	2
12/12	• vs. Dayton	DNP											
12/16	• Central Arkansas • UCA		1	1-1	1-1	0-0	0 • 0 • 0	0	0	0	0	0	3
12/21	• Mississippi Valley State		4	1-2	0-0	0-0	0 • 1 • 1	1	1	0	0	1	2
12/30	• at Georgia [SEC]	DNP											
01/02	• Kentucky [SEC]	DNP											
01/05	• No. 13/13 Missouri [SEC]	DNP											
01/09	• at Vanderbilt [SEC]	DNP											
01/13	• Texas A&M [SEC]	DNP											
01/16	• Florida [SEC]	DNP											
01/19	• Ole Miss [SEC]	DNP											
01/23	• at No. 18/16 Alabama [SEC]	DNP											
01/26	• at No. 18/17 Tennessee [SEC]	DNP											
01/30	• Iowa State [SEC/Big 12]		7	2-2	1-1	0-0	0 • 0 • 0	0	2	0	0	1	5
02/02	• at Arkansas [SEC]	DNP											
02/06	• at South Carolina [SEC]	DNP											
02/10	• LSU [SEC]	DNP											
02/13	• Vanderbilt [SEC]	DNP											
02/20	• at Ole Miss [SEC]	DNP											
02/24	• South Carolina [SEC]		1	2-2	0-0	0-0	1 • 0 • 1	0	0	0	0	0	4
02/27	• No. 6/7 Alabama [SEC]	DNP											
03/03	• at Texas A&M [SEC]												
03/06	• at Auburn [SEC]												

### A. GARCIA'S CAREER STATISTICS

YEAR	GP-GS	MIN • AVG	FG-FGA	PCT	THREE-POINT FG-FGA	PCT	FT-FTA	PCT	REBOUND OFF-DEF-TOT	AVG	PF-FO	AST	TO	BLK	STL	PTS • AVG
2020-21	8-0	28 • 3.5	7-11	63.6	2-3	66.7	0-2	0.0	4-3-7	0.9	2-0	3	3	1	3	16 • 2.0
TOTALS	8-0	28 • 3.5	7-11	63.6	2-3	66.7	0-2	0.0	4-3-7	0.9	2-0	3	3	1	3	16 • 2.0



# #20 Derek Fountain

Forward • 6-9 • 210 • FR • HS • Holly Springs, Mississippi • Holly Springs HS

## 2020-21 OVERALL

PPG 5.4    RPG 2.5    APG 0.9    SPG 0.4    BPG 0.5

## 2020-21 SEC GAMES

PPG 7.1    RPG 3.6    APG 1.4    SPG 0.6    BPG 0.9

### D. FOUNTAIN'S SEASON/CAREER HIGHS

#### POINTS

Season 20 • LSU • 02/10/2021  
Career 20 • LSU • 02/10/2021

#### REBOUNDS

Season 7 • LSU • 02/10/2021  
Career 7 • LSU • 02/10/2021

#### FIELD GOALS MADE

Season 8 • LSU • 02/10/2021  
Career 8 • LSU • 02/10/2021

#### 3-POINT FIELD GOALS MADE

Season 4 • LSU • 02/10/2021  
Career 4 • LSU • 02/10/2021

#### FREE THROWS MADE

Season 1 • No. 6 Alabama • 02/27/2021  
1 • at South Carolina • 02/06/2021  
1 • at Arkansas • 02/02/2021  
Career 1 • 3x • Last: No. 6 Alabama • 02/27/2021

#### ASSISTS

Season 3 • at Ole Miss • 02/20/2021  
Career 3 • at Ole Miss • 02/20/2021

#### BLOCKS

Season 2 • South Carolina • 02/24/2021  
2 • at South Carolina • 02/06/2021  
Career 2 • 2x • Last: South Carolina • 02/24/2021

#### STEALS

Season 1 • at Ole Miss • 02/20/2021  
1 • Vanderbilt • 02/13/2021  
1 • LSU • 02/10/2021  
1 • at South Carolina • 02/06/2021  
Career 1 • 4x • Last: at Ole Miss • 02/20/2021

#### MINUTES

Season 31 • at Ole Miss • 02/20/2021  
Career 31 • at Ole Miss • 02/20/2021

### D. FOUNTAIN'S TOP SCORING PERFORMANCES

RK	PTS	OPPONENT	DATE
1	20	LSU	02/10/2021
2	9	at South Carolina	02/06/2021
3	7	South Carolina	02/24/2021
	7	at Arkansas	02/02/2021
	7	Iowa State	01/30/2021

### D. FOUNTAIN'S GAME-BY-GAME STATISTICS • 2020-21

DATE • OPPONENT	GS	MIN	FG	3FG	FT	REB • O-D-T	PF/D	AST	TO	BLK	STL	PTS
11/25 • vs. Clemson	DNP											
11/26 • vs. Liberty	DNP											
11/30 • Texas State		2	0-0	0-0	0-0	0 • 0 • 0	0	0	0	0	0	0
12/04 • North Texas	DNP											
12/08 • Jackson State		3	1-2	0-1	0-0	1 • 0 • 1	0	0	0	0	0	2
12/12 • vs. Dayton	DNP											
12/16 • Central Arkansas • UCA	DNP											
12/21 • Mississippi Valley State		3	0-0	0-0	0-0	0 • 2 • 2	0	0	0	0	0	0
12/30 • at Georgia [SEC]	DNP											
01/02 • Kentucky [SEC]	DNP											
01/05 • No. 13/13 Missouri [SEC]	DNP											
01/09 • at Vanderbilt [SEC]	DNP											
01/13 • Texas A&M [SEC]	DNP											
01/16 • Florida [SEC]	DNP											
01/19 • Ole Miss [SEC]	DNP											
01/23 • at No. 18/16 Alabama [SEC]	DNP											
01/26 • at No. 18/17 Tennessee [SEC]	DNP											
01/30 • Iowa State [SEC/Big 12]		5	3-3	1-1	0-0	0 • 0 • 0	0	0	0	0	0	7
02/02 • at Arkansas [SEC]		10	2-7	2-5	1-3	1 • 3 • 4	1	0	2	1	0	7
02/06 • at South Carolina [SEC]		29	3-4	2-2	1-1	0 • 4 • 4	2	2	2	2	1	9
02/10 • LSU [SEC]		27	8-12	4-7	0-0	2 • 5 • 7	3	2	2	1	1	20
02/13 • Vanderbilt [SEC]	•	17	1-5	0-2	0-0	0 • 2 • 2	1	0	1	0	1	2
02/20 • at Ole Miss [SEC]	•	31	1-2	0-1	0-0	0 • 3 • 3	4	3	2	0	1	2
02/24 • South Carolina [SEC]	•	26	3-9	1-3	0-0	0 • 3 • 3	3	2	2	2	0	7
02/27 • No. 6/7 Alabama [SEC]		19	1-3	0-2	1-2	1 • 1 • 2	2	1	1	0	0	3
03/03 • at Texas A&M [SEC]												
03/06 • at Auburn [SEC]												

### D. FOUNTAIN'S STANDOUT PERFORMANCES

#### 20-21 • FR

#### CAREER

5+ Points	5	5
10+ Points	1	1
20+ Points	1	1
Led MSU in Scoring	-	0
5+ Rebounds	1	1
10+ Rebounds	-	0
Double-Doubles	-	0
10+ PTS • 5+ REB	1	1
20+ PTS • 5+ REB	1	1
Led MSU in Rebounding	-	0
5+ Field Goals Made	1	1
10+ Field Goals Made	-	0
2+ 3-Point Field Goals Made	3	3
5+ 3-Point Field Goals Made	-	0
5+ Free Throws Made	-	0
10+ Free Throws Made	-	0
2+ Assists	4	4
5+ Assists	-	0
2+ Blocks	2	2
5+ Blocks	-	0
2+ Steals	-	0
5+ Steals	-	0

### D. FOUNTAIN'S CAREER STATISTICS

JAY COOKING'S SEASON STATISTICS																	
YEAR	GP-GS	MIN • AVG	FG-FGA	PCT	THREE-POINT		FT-FTA	PCT	REBOUND		AVG	PF-FO	AST	TO	BLK	STL	PTS • AVG
					FG-FGA	PCT			OFF-DEF-TOT	AVG							
2020-21	11-3	172 • 15.6	23-47	48.9	10-24	41.7	3-6	50.0	5-23-28	2.5	16-0	10	12	6	4		59 • 5.4
TOTALS	11-3	172 • 15.6	23-47	48.9	10-24	41.7	3-6	50.0	5-23-28	2.5	16-0	10	12	6	4		59 • 5.4





# #24 Abdul Ado

Forward • 6-11 • 255 • R SR • 3L • Lagos, Nigeria • Hamilton Heights HS - Tennessee

## 2019-20 OVERALL

PPG 5.5    RPG 6.4    APG 0.7    SPG 0.8    BPG 1.9

## 2020-21 SEC GAMES

PPG 5.9    RPG 6.4    APG 0.7    SPG 0.9    BPG 2.3

### A. ADO'S SEASON/CAREER HIGHS

POINTS	
Season	14 • vs. Liberty • 11/26/2020
Career	19 • at Texas A&M • 02/20/2018

### REBOUNDS

Season	12 • at No. 18 Tennessee • 01/26/2021
Career	13 • Little Rock • 12/20/2017

### FIELD GOALS MADE

Season	5 • Florida • 01/16/2021
	5 • vs. Liberty • 11/26/2020
Career	8 • at Texas A&M • 02/20/2018

### 3-POINT FIELD GOALS MADE

Season	
Career	

### FREE THROWS MADE

Season	5 • South Carolina • 02/24/2021
Career	7 • Radford • 12/18/2019

### ASSISTS

Season	3 • LSU • 02/10/2021
Career	3 • LSU • 02/10/2021
	3 • vs. Southern Miss • 12/23/2017

### BLOCKS

Season	5 • North Texas • 12/04/2020
Career	9 • No. 8 Auburn • 01/04/2020

### STEALS

Season	3 • Kentucky • 01/02/2021
Career	4 • at No. 25 Cincinnati • 12/12/2017

### MINUTES

Season	36 • Ole Miss • 01/19/2021
Career	37 • at South Carolina • 03/03/2020
	37 • South Carolina • 02/24/2018

### A. ADO'S TOP SCORING PERFORMANCES

RK	PTS	OPPONENT	DATE
1	19	at Texas A&M	02/20/2018
2	17	Radford	12/18/2019
3	16	at South Carolina	01/31/2018
4	15	Nebraska • NIT	03/04/2018
	15	at Vanderbilt	02/14/2018
6	14	vs. Liberty	11/26/2020
	14	South Carolina	02/19/2020
8	13	vs. Kansas State	12/14/2019
	13	vs. Penn State • NIT	03/27/2018
10	12	at LSU	01/11/2020
	12	at South Carolina	01/08/2019
	12	Missouri	01/27/2018
	12	at Florida	01/10/2018
	12	Green Bay	11/20/2017
	12	Florida A&M • FAMU	11/18/2017

### A. ADO'S GAME-BY-GAME STATISTICS • 2020-21

DATE • OPPONENT	GS	MIN	FG	3FG	FT	REB • Q-D-T	PF/D	AST	TO	BLK	STL	PTS
11/25 • vs. Clemson	•	16	0-4	0-0	0-0	3 • 4 • 7	5/D	1	3	0	0	0
11/26 • vs. Liberty	•	34	5-5	0-0	4-5	1 • 4 • 5	3	1	2	1	0	14
11/30 • Texas State	•	14	2-2	0-0	3-4	2 • 3 • 5	3	1	2	2	0	7
12/04 • North Texas	•	27	3-6	0-0	0-0	4 • 5 • 9	4	0	1	5	2	6
12/08 • Jackson State	•	21	1-3	0-0	2-2	3 • 5 • 8	3	2	1	1	0	4
12/12 • vs. Dayton	•	31	1-3	0-0	0-0	2 • 5 • 7	5/D	0	1	0	1	2
12/16 • Central Arkansas • UCA	•	24	3-5	0-0	0-1	2 • 3 • 5	2	0	2	2	1	6
12/21 • Mississippi Valley State	•	23	2-4	0-0	0-1	1 • 2 • 3	2	0	2	1	1	4
12/30 • at Georgia [SEC]	•	32	1-3	0-0	3-5	4 • 4 • 8	4	2	2	3	2	5
01/02 • Kentucky [SEC]	•	34	2-3	0-0	1-1	1 • 4 • 5	3	1	2	4	3	5
01/05 • No. 13/13 Missouri [SEC]	•	33	1-4	0-0	4-4	2 • 5 • 7	1	1	0	3	0	6
01/09 • at Vanderbilt [SEC]	•	33	4-8	0-0	0-0	3 • 5 • 8	4	1	0	1	0	8
01/13 • Texas A&M [SEC]	•	30	2-3	0-0	0-0	1 • 4 • 5	2	0	2	1	1	4
01/16 • Florida [SEC]	•	34	5-5	0-0	1-2	3 • 6 • 9	3	1	0	3	1	11
01/19 • Ole Miss [SEC]	•	36	1-5	0-0	2-2	4 • 5 • 9	0	1	1	3	1	4
01/23 • at No. 18/16 Alabama [SEC]	•	32	3-3	0-0	0-0	0 • 1 • 1	0	0	0	3	1	6
01/26 • at No. 18/17 Tennessee [SEC]	•	32	2-5	0-0	2-5	7 • 5 • 12	1	0	4	1	1	6
01/30 • Iowa State [SEC/Big 12]	•	16	0-1	0-0	0-0	3 • 4 • 7	1	1	3	0	0	0
02/02 • at Arkansas [SEC]	•	23	1-4	0-0	0-0	0 • 1 • 1	0	0	0	2	0	2
02/06 • at South Carolina [SEC]	•	28	1-3	0-0	0-0	3 • 4 • 7	2	0	2	2	1	2
02/10 • LSU [SEC]	•	25	0-0	0-0	2-2	3 • 3 • 6	3	3	2	0	0	2
02/13 • Vanderbilt [SEC]	•	21	2-3	0-0	0-0	0 • 1 • 1	2	0	1	2	1	4
02/20 • at Ole Miss [SEC]	•	31	4-9	0-0	1-1	4 • 3 • 7	3	0	0	1	0	9
02/24 • South Carolina [SEC]	•	23	3-5	0-0	5-6	3 • 5 • 8	0	0	2	3	1	11
02/27 • No. 6/7 Alabama [SEC]	•	29	4-6	0-0	1-2	2 • 7 • 9	0	1	1	4	1	9
03/03 • at Texas A&M [SEC]												
03/06 • at Auburn [SEC]												

### A. ADO'S STANDOUT PERFORMANCES

	17-18 • FR	18-19 • SO	19-20 • JR	20-21 • SR	CAREER
10+ Points	12	4	4	3	23
20+ Points	-	-	-	-	0
Led MSU in Scoring	2	-	-	-	2
5+ Rebounds	25	11	25	21	82
10+ Rebounds	5	2	4	1	12
Double-Doubles	3	-	2	-	5
20+ PTS • 10+ REB	-	-	-	-	0
Led MSU in Rebounding	15	3	4	8	30
5+ Field Goals Made	9	1	3	2	15
10+ Field Goals Made	-	-	-	-	0
2+ 3-Point Field Goals Made	-	-	-	-	0
5+ 3-Point Field Goals Made	-	-	-	-	0
5+ Free Throws Made	-	-	2	1	3
10+ Free Throws Made	-	-	-	-	0
2+ Assists	2	3	6	3	14
5+ Assists	-	-	-	-	0
2+ Blocks	19	18	16	14	67
5+ Blocks	1	2	2	1	6
2+ Steals	6	5	3	3	17
5+ Steals	-	-	-	-	0

### A. ADO'S • SEC RANKINGS

	ALL • SEC	ALL • SEC
Blocks	1.9 • 2.3	3rd • 3rd
Offensive Rebounds	2.4 • 2.5	8th • 8th
Rebounds	6.4 • 6.4	11th • 10th

## A. ADO'S CAREER STATISTICS

YEAR	GP-GS	MIN • AVG	FG-FGA	PCT	THREE-POINT	THREE-POINT	FT-FTA	PCT	REBOUND	REBOUND	PF-FO	AST	TO	BLK	STL	PTS • AVG
2017-18	36-36	953 • 26.5	112-182	61.5	0-0	0.0	58-113	51.3	103-128-231	6.4	93-2	13	71	67	28	282 • 7.8
2018-19	31-30	746 • 24.1	51-83	61.4	0-0	0.0	43-69	62.3	54-86-140	4.5	87-1	13	35	57	20	145 • 4.7
2019-20	31-31	878 • 28.3	69-116	59.5	0-0	0.0	39-64	60.9	100-109-209	6.7	82-2	20	42	58	16	177 • 5.7
2020-21	25-25	682 • 27.3	53-102	52.0	0-0	0.0	31-43	72.1	61-98-159	6.4	56-2	17	36	48	19	137 • 5.5
TOTALS	123-122	3257 • 26.5	285-483	59.0	0-0	0.0	171-289	59.2	318-421-739	6.0	318-7	63	184	230	83	741 • 6.0



# #30 Andrew Junkin

Forward • 6-11 • 240 • R SO • 1L • New Hope, Mississippi • New Hope HS

## 2020-21 OVERALL

PPG	RPG	APG	SPG	BPG
1.3	0.0	0.0	0.0	0.3

## 2020-21 SEC GAMES

PPG	RPG	APG	SPG	BPG
0.0	0.0	0.0	0.0	0.3

### A. JUNKIN'S SEASON/CAREER HIGHS

POINTS	
Season	2 • Iowa State • 01/30/2021
	2 • Jackson State • 12/08/2020
Career	2 • Iowa State • 01/30/2021
	2 • Jackson State • 12/08/2020

### REBOUNDS

Season	
Career	

### FIELD GOALS MADE

Season	1 • Iowa State • 01/30/2021
	1 • Jackson State • 12/08/2020
Career	1 • Iowa State • 01/30/2021
	1 • Jackson State • 12/08/2020

### 3-POINT FIELD GOALS MADE

Season	
Career	

### FREE THROWS MADE

Season	
Career	

### ASSISTS

Season	
Career	

### BLOCKS

Season	1 • Iowa State • 01/30/2021
Career	1 • Iowa State • 01/30/2021
	1 • at Coastal Carolina • 11/24/2019

### STEALS

Season	
Career	

### MINUTES

Season	5 • Iowa State • 01/30/2021
Career	5 • Iowa State • 01/30/2021

### A. JUNKIN'S TOP SCORING PERFORMANCES

RK	PTS	OPPONENT	DATE
1	2	Iowa State	01/30/2021
	2	Jackson State	12/08/2020

### A. JUNKIN'S GAME-BY-GAME STATISTICS • 2020-21

DATE	OPPONENT	GS	MIN	FG	3FG	FT	REB	O-D-T	PF/D	AST	TO	BLK	STL	PTS
11/25	vs. Clemson	DNP												
11/26	vs. Liberty	DNP												
11/30	Texas State	DNP												
12/04	North Texas	DNP												
12/08	Jackson State		3	1-1	0-0	0-0	0	0-0-0	1	0	1	0	0	2
12/12	vs. Dayton	DNP												
12/16	Central Arkansas • UCA	DNP												
12/21	Mississippi Valley State		3	0-0	0-0	0-0	0	0-0-0	0	0	0	0	0	0
12/30	at Georgia [SEC]	DNP												
01/02	Kentucky [SEC]	DNP												
01/05	No. 13/13 Missouri [SEC]	DNP												
01/09	at Vanderbilt [SEC]	DNP												
01/13	Texas A&M [SEC]	DNP												
01/16	Florida [SEC]	DNP												
01/19	Ole Miss [SEC]	DNP												
01/23	at No. 18/16 Alabama [SEC]	DNP												
01/26	at No. 18/17 Tennessee [SEC]	DNP												
01/30	Iowa State [SEC/Big 12]		5	1-1	0-0	0-0	0	0-0-0	1	0	0	1	0	2
02/02	at Arkansas [SEC]	DNP												
02/06	at South Carolina [SEC]	DNP												
02/10	LSU [SEC]	DNP												
02/13	Vanderbilt [SEC]	DNP												
02/20	at Ole Miss [SEC]	DNP												
02/24	South Carolina [SEC]	DNP												
02/27	No. 6/7 Alabama [SEC]	DNP												
03/03	at Texas A&M [SEC]													
03/06	at Auburn [SEC]													

### A. JUNKIN'S CAREER STATISTICS

YEAR	GP-GS	MIN • AVG	FG-FGA	PCT	THREE-POINT				REBOUND								PTS • AVG
					FG-FGA	PCT	FT-FTA	PCT	OFF-DEF-TOT	AVG	PF-FO	AST	TO	BLK	STL		
2019-20	3-0	5 • 1.8	0-1	0.0	0-0	0.0	0-0	0.0	0-0-0	0.0	0-0	0	0	1	0	0 • 0.0	
2020-21	3-0	10 • 3.4	2-2	100.0	0-0	0.0	0-0	0.0	0-0-0	0.0	2-0	0	1	1	0	4 • 1.3	
TOTALS	6-0	16 • 2.6	2-3	66.7	0-0	0.0	0-0	0.0	0-0-0	0.0	2-0	0	1	2	0	4 • 0.7	



# #32 Quinten Post

Forward • 7-0 • 240 • 50 • 1L • Amsterdam, The Netherlands • Cartesius Lyceum HS

## 2020-21 OVERALL

PPG 2.9    RPG 2.3    APG 0.4    SPG 0.3    BPG 0.5

## 2020-21 SEC GAMES

PPG 1.9    RPG 2.3    APG 0.3    SPG 0.4    BPG 0.6

### Q. POST'S SEASON/CAREER HIGHS

#### POINTS

Season 10 • Mississippi Valley State • 12/21/2020  
Career 10 • Mississippi Valley State • 12/21/2020

#### REBOUNDS

Season 10 • at No. 18 Tennessee • 01/26/2021  
Career 10 • at No. 18 Tennessee • 01/26/2021

#### FIELD GOALS MADE

Season 4 • Mississippi Valley State • 12/21/2020  
4 • Texas State • 11/30/2020  
Career 4 • 2x • Last: Mississippi Valley State • 12/21/2020

#### 3-POINT FIELD GOALS MADE

Season 2 • at Arkansas • 02/02/2021  
2 • vs. Dayton • 12/12/2020  
Career 2 • 2x • Last: at Arkansas • 02/02/2021

#### FREE THROWS MADE

Season 2 • Mississippi Valley State • 12/21/2020  
Career 2 • Mississippi Valley State • 12/21/2020  
2 • at Coastal Carolina • 11/24/2019

#### ASSISTS

Season 3 • Texas State • 11/30/2020  
Career 3 • Texas State • 11/30/2020

#### BLOCKS

Season 2 • at No. 18 Tennessee • 01/26/2021  
2 • at Georgia • 12/30/2020  
2 • Texas State • 11/30/2020  
Career 2 • 3x • Last: at No. 18 Tennessee • 01/26/2021

#### STEALS

Season 2 • at Arkansas • 02/02/2021  
2 • at No. 18 Tennessee • 01/26/2021  
Career 2 • 2x • Last: at Arkansas • 02/02/2021

#### MINUTES

Season 16 • Iowa State • 01/30/2021  
16 • at No. 18 Tennessee • 01/26/2021  
16 • Texas State • 11/30/2020  
Career 16 • 3x • Last: Iowa State • 01/30/2021

### Q. POST'S TOP SCORING PERFORMANCES

RK	PTS	OPPONENT	DATE
1	10	Mississippi Valley State	12/21/2020
2	9	Texas State	11/30/2020
3	7	Iowa State	01/30/2021
4	6	at Arkansas	02/02/2021
6	6	vs. Dayton	12/12/2020
6	5	at No. 18 Tennessee	01/26/2021
5	5	Texas A&M	01/13/2021
4	4	South Carolina	02/24/2021

### Q. POST'S GAME-BY-GAME STATISTICS • 2020-21

DATE • OPPONENT	GS	MIN	FG	3FG	FT	REB • O-D-T	PF/D	AST	TO	BLK	STL	PTS
11/25 • vs. Clemson		2	0-0	0-0	0-0	0 • 0 • 0	1	0	1	0	0	0
11/26 • vs. Liberty	DNP											
11/30 • Texas State		16	4-9	1-4	0-1	2 • 3 • 5	4	3	1	2	0	9
12/04 • North Texas		7	2-3	0-1	0-0	1 • 1 • 2	2	0	0	0	0	4
12/08 • Jackson State		10	0-3	0-1	0-0	2 • 0 • 2	1	0	0	0	0	0
12/12 • vs. Dayton		11	2-5	2-4	0-0	1 • 0 • 1	1	0	0	0	1	6
12/16 • Central Arkansas • UCA		4	1-2	0-0	0-0	1 • 0 • 1	0	0	0	0	0	2
12/21 • Mississippi Valley State		14	4-6	0-2	2-3	0 • 1 • 1	0	1	1	0	0	10
12/30 • at Georgia [SEC]		3	0-0	0-0	0-0	0 • 0 • 0	0	0	0	2	0	0
01/02 • Kentucky [SEC]		5	1-2	0-0	0-0	2 • 0 • 2	1	0	1	0	0	2
01/05 • No. 13/13 Missouri [SEC]		6	0-2	0-1	0-0	0 • 1 • 1	3	0	2	0	0	0
01/09 • at Vanderbilt [SEC]		9	1-2	1-2	0-0	0 • 3 • 3	0	0	0	0	0	3
01/13 • Texas A&M [SEC]		10	2-3	1-2	0-0	1 • 2 • 3	1	0	0	1	0	5
01/16 • Florida [SEC]		4	0-0	0-0	0-0	0 • 0 • 0	3	0	2	0	0	0
01/19 • Ole Miss [SEC]	DNP											
01/23 • at No. 18/16 Alabama [SEC]		3	0-0	0-0	0-0	0 • 1 • 1	1	0	1	0	0	0
01/26 • at No. 18/17 Tennessee [SEC]		16	2-4	1-2	0-0	3 • 7 • 10	1	0	1	2	2	5
01/30 • Iowa State [SEC/Big 12]		16	3-5	1-1	0-2	2 • 4 • 6	2	0	1	1	1	7
02/02 • at Arkansas [SEC]		15	2-6	2-6	0-0	1 • 1 • 2	0	1	2	0	2	6
02/06 • at South Carolina [SEC]		12	1-1	0-0	0-0	1 • 3 • 4	2	1	2	1	1	2
02/10 • LSU [SEC]		7	0-2	0-2	1-2	0 • 0 • 0	1	1	0	0	0	1
02/13 • Vanderbilt [SEC]		15	0-5	0-3	0-0	1 • 2 • 3	1	1	1	1	1	0
02/20 • at Ole Miss [SEC]		6	0-1	0-1	0-0	0 • 0 • 0	0	0	0	0	0	0
02/24 • South Carolina [SEC]		12	2-4	0-0	0-0	2 • 3 • 5	1	1	2	1	0	4
02/27 • No. 6/7 Alabama [SEC]		6	0-1	0-1	0-0	0 • 1 • 1	2	0	0	1	0	0
03/03 • at Texas A&M [SEC]												
03/06 • at Auburn [SEC]												

### Q. POST'S STANDOUT PERFORMANCES

	19-20 • FR	20-21 • SO	CAREER
5+ Points	-	7	7
10+ Points	-	1	1
Led MSU in Scoring	-	-	0
5+ Rebounds	-	4	4
10+ Rebounds	-	1	1
Double-Doubles	-	-	0
10+PTS • 5+ REB	-	-	0
Led MSU in Rebounding	-	-	0
5+ Field Goals Made	-	-	0
10+ Field Goals Made	-	-	0
2+ 3-Point Field Goals Made	-	2	2
5+ 3-Point Field Goals Made	-	-	0
5+ Free Throws Made	-	-	0
10+ Free Throws Made	-	-	0
2+ Assists	-	1	1
5+ Assists	-	-	0
2+ Blocks	-	3	3
5+ Blocks	-	-	0
2+ Steals	-	2	2
5+ Steals	-	-	0

### Q. POST'S CAREER STATISTICS

YEAR	GP-GS	MIN • AVG	FG-FGA	PCT	THREE-POINT FG-FGA	PCT	FT-FTA	PCT	REBOUND OFF-DEF-TOT	AVG	PF-FO	AST	TO	BLK	STL	PTS • AVG
2019-20	8-0	21 • 2.6	3-8	37.5	1-3	33.3	2-2	100.0	3-9-12	1.5	4-0	1	3	1	0	9 • 1.1
2020-21	23-0	209 • 9.1	27-66	40.9	9-33	27.3	3-8	37.5	20-33-53	2.3	28-0	9	19	12	8	66 • 2.9
TOTALS	31-0	230 • 7.4	30-74	40.5	10-36	27.8	5-10	50.0	23-42-65	2.1	32-0	10	22	13	8	75 • 2.4



# #35 Tolu Smith

Forward • 6-10 • 245 • R SO • TR • Bay St. Louis, Mississippi • Kahuku HS - Hawaii • Western Kentucky

## 2020-21 OVERALL

PPG	RPG	APG	SPG	BPG
12.6	8.6	1.1	0.5	0.8

## 2020-21 SEC GAMES

PPG	RPG	APG	SPG	BPG
11.8	8.6	1.2	0.6	0.8

### T. SMITH'S SEASON/CAREER HIGHS

POINTS	
Season	27 • Florida • 01/16/2021
Career	27 • Florida • 01/16/2021

### REBOUNDS

Season	14 • Florida • 01/16/2021
Career	14 • Florida • 01/16/2021

### FIELD GOALS MADE

Season	11 • Florida • 01/16/2021
Career	11 • Florida • 01/16/2021

### 3-POINT FIELD GOALS MADE

Season	
Career	

### FREE THROWS MADE

Season	6 • Texas State • 11/30/2020 6 • vs. Liberty • 11/26/2020 6 • vs. Clemson • 11/25/2020
Career	6 • 3x • Last: Texas State • 11/30/2020

### ASSISTS

Season	3 • at Georgia • 12/30/2020
Career	3 • at Georgia • 12/30/2020

### BLOCKS

Season	3 • Florida • 01/16/2021 3 • Kentucky • 01/02/2021
Career	3 • 2x • Last: Florida • 01/16/2021

### STEALS

Season	3 • at No. 18 Alabama • 01/23/2021
Career	3 • at No. 18 Alabama • 01/23/2021

### MINUTES

Season	38 • Texas A&M • 01/13/2021
Career	38 • Texas A&M • 01/13/2021

### T. SMITH'S TOP SCORING PERFORMANCES

RK	PTS	OPPONENT	DATE
1	27	Florida	01/16/2021
2	24	LSU	02/10/2021
3	20	vs. Liberty	11/26/2020
4	19	Jackson State	12/08/2020
5	18	at Vanderbilt	01/09/2021
6	16	Iowa State	01/30/2021
7	15	No. 13 Missouri	01/05/2021
8	13	Mississippi Valley State	12/21/2020
	13	vs. Dayton	12/12/2020
10	12	No. 6 Alabama	02/27/2021
	12	at Ole Miss	02/20/2021
	12	North Texas	12/04/2020
	12	Texas State	11/30/2020
	12	vs. Clemson	11/25/2020

### T. SMITH'S GAME-BY-GAME STATISTICS - 2020-21

DATE • OPPONENT	GS	MIN	FG	3FG	FT	REB • O-D-T	PF/D	AST	TO	BLK	STL	PTS
11/25 • vs. Clemson	•	36	3-8	0-0	6-12	4 • 6 • 10	3	1	2	2	0	12
11/26 • vs. Liberty	•	34	7-11	0-0	6-8	4 • 3 • 7	4	1	2	2	0	20
11/30 • Texas State	•	30	3-6	0-0	6-7	2 • 3 • 5	0	1	2	1	0	12
12/04 • North Texas	•	31	5-8	0-0	2-3	2 • 6 • 8	4	0	2	1	0	12
12/08 • Jackson State	•	24	8-12	0-0	3-5	5 • 7 • 12	2	1	1	0	0	19
12/12 • vs. Dayton	•	31	5-10	0-0	3-7	4 • 3 • 7	5/D	0	3	0	0	13
12/16 • Central Arkansas • UCA	•	29	4-7	0-0	2-4	4 • 6 • 10	3	0	1	1	0	10
12/21 • Mississippi Valley State	•	23	6-8	0-0	1-4	7 • 5 • 12	3	2	1	0	0	13
12/30 • at Georgia [SEC]	•	36	3-7	0-0	1-1	1 • 5 • 6	3	3	3	1	2	7
01/02 • Kentucky [SEC]	•	34	2-11	0-0	3-5	6 • 6 • 12	3	2	4	3	0	7
01/05 • No. 13/13 Missouri [SEC]	•	32	5-7	0-0	5-6	4 • 5 • 9	2	1	1	1	1	15
01/09 • at Vanderbilt [SEC]	•	31	7-8	0-0	4-8	2 • 5 • 7	3	0	1	1	0	18
01/13 • Texas A&M [SEC]	•	38	4-7	0-0	0-0	3 • 3 • 6	1	1	1	1	0	8
01/16 • Florida [SEC]	•	35	11-13	0-0	5-10	7 • 7 • 14	1	0	1	3	0	27
01/19 • Ole Miss [SEC]	•	30	4-10	0-0	2-2	1 • 5 • 6	4	2	2	0	0	10
01/23 • at No. 18/16 Alabama [SEC]	•	32	4-6	0-0	0-0	4 • 5 • 9	3	2	4	0	3	8
01/26 • at No. 18/17 Tennessee [SEC]	•	24	0-3	0-0	5-6	2 • 4 • 6	5	0	5	0	1	5
01/30 • Iowa State [SEC/Big 12]	•	24	6-9	0-0	4-4	4 • 3 • 7	1	2	0	0	2	16
02/02 • at Arkansas [SEC]	•	34	3-8	0-0	4-8	2 • 3 • 5	1	1	5	0	1	10
02/06 • at South Carolina [SEC]	•	26	3-6	0-0	3-7	2 • 6 • 8	4	1	2	0	0	9
02/10 • LSU [SEC]	•	36	10-11	0-0	4-5	5 • 6 • 11	3	2	2	1	0	24
02/13 • Vanderbilt [SEC]	•	29	3-5	0-0	1-1	1 • 5 • 6	2	0	4	1	0	7
02/20 • at Ole Miss [SEC]	•	30	4-6	0-0	4-6	2 • 4 • 6	1	2	2	0	1	12
02/24 • South Carolina [SEC]	•	26	4-7	0-0	1-2	1 • 12 • 13	3	2	3	0	0	9
02/27 • No. 6/7 Alabama [SEC]	•	35	6-9	0-0	0-2	5 • 8 • 13	3	0	4	0	1	12
03/03 • at Texas A&M [SEC]												
03/06 • at Auburn [SEC]												

### T. SMITH'S STANDOUT PERFORMANCES

	18-19 • FR • WKU	20-21 • SO • MSU	CAREER
10+ Points	-	17	17
20+ Points	-	3	3
Led MSU in Scoring	-	5	5
5+ Rebounds	6	25	31
10+ Rebounds	-	9	9
Double-Doubles	-	7	7
20+ PTS • 10+ REB	-	2	2
Led MSU in Rebounding	-	19	19
5+ Field Goals Made	-	11	11
10+ Field Goals Made	-	2	2
2+ 3-Point Field Goals Made	-	-	0
5+ 3-Point Field Goals Made	-	-	0
5+ Free Throws Made	-	6	6
10+ Free Throws Made	-	-	0
2+ Assists	-	9	9
5+ Assists	-	-	0
2+ Blocks	3	4	7
5+ Blocks	-	-	0
2+ Steals	-	3	3
5+ Steals	-	-	0

### T. SMITH'S • SEC RANKINGS

	ALL • SEC	ALL • SEC
Offensive Rebounds	3.4 • 3.0	1st • T-1st
Double-Doubles	7 • 3	T-1st • T-6th
Rebounds	8.6 • 8.6	2nd • 2nd
10+ Rebounds Games	9 • 5	1st • T-1st
Defensive Rebounds	5.3 • 5.6	4th • 2nd

### T. SMITH'S CAREER STATISTICS

YEAR	GP-GS	MIN • AVG	FG-FGA	PCT	THREE-POINT FG-FGA PCT	FT-FTA	PCT	REBOUND OFF-DEF-TOT	AVG	PF-FO	AST	TO	BLK	STL	PTS • AVG	SCHOOL
2018-19	34-0	344 • 10.1	42-72	58.3	0-0	0.0	28-49	57.1	30-59-89	2.6	52-0	8	35	10	112 • 3.3	WESTERN KENTUCKY
2020-21	25-25	770 • 30.8	120-203	59.1	0-0	0.0	75-123	61.0	84-132-216	8.6	67-2	27	58	19	315 • 12.6	MSU
TOTALS	59-25	1114 • 18.9	162-275	58.9	0-0	0.0	103-172	59.9	114-191-305	5.2	119-2	35	93	29	427 • 7.2	





# #55 Keondre Montgomery

Guard/Forward • 6-7 • 200 • FR • HS • Jackson, Mississippi • Forest Hill HS

### 2020-21 OVERALL

PPG	RPG	APG	SPG	BPG
1.3	0.3	0.4	0.1	0.0

### 2020-21 SEC GAMES

PPG	RPG	APG	SPG	BPG
0.0	0.0	0.0	0.5	0.0

#### K. MONTGOMERY'S SEASON/CAREER HIGHS

POINTS	
Season	5 • Mississippi Valley State • 12/21/2020
Career	5 • Mississippi Valley State • 12/21/2020

#### REBOUNDS

Season	1 • Iowa State • 01/30/2021
	1 • Jackson State • 12/08/2020
Career	1 • 2x • Last: Iowa State • 01/30/2021

#### FIELD GOALS MADE

Season	2 • Mississippi Valley State • 12/21/2020
Career	2 • Mississippi Valley State • 12/21/2020

#### 3-POINT FIELD GOALS MADE

Season	1 • Mississippi Valley State • 12/21/2020
Career	1 • Mississippi Valley State • 12/21/2020

#### FREE THROWS MADE

Season	
Career	

#### ASSISTS

Season	1 • Central Arkansas • 12/16/2020
	1 • Jackson State • 12/08/2020
	1 • Texas State • 11/30/2020
Career	1 • 3x • Last: Central Arkansas • 12/16/2020

#### BLOCKS

Season	
Career	

#### STEALS

Season	1 • South Carolina • 02/24/2021
Career	1 • South Carolina • 02/24/2021

#### MINUTES

Season	7 • Iowa State • 01/30/2021
Career	7 • Iowa State • 01/30/2021

#### K. MONTGOMERY'S TOP SCORING PERFORMANCES

RK	PTS	OPPONENT	DATE
1	5	Mississippi Valley State	12/21/2020
2	2	Iowa State	01/30/2021
	2	Texas State	11/30/2020

#### K. MONTGOMERY'S GAME-BY-GAME STATISTICS • 2020-21

DATE	OPPONENT	GS	MIN	FG	3FG	FT	REB • O-D-T	PF/D	AST	TO	BLK	STL	PTS
11/25	• vs. Clemson	DNP											
11/26	• vs. Liberty	DNP											
11/30	• Texas State		4	1-3	0-0	0-0	0 • 0 • 0	0	1	0	0	0	2
12/04	• North Texas	DNP											
12/08	• Jackson State		4	0-0	0-0	0-0	0 • 1 • 1	0	1	0	0	0	0
12/12	• vs. Dayton	DNP											
12/16	• Central Arkansas • UCA		1	0-1	0-1	0-0	0 • 0 • 0	0	1	0	0	0	0
12/21	• Mississippi Valley State		4	2-3	1-1	0-0	0 • 0 • 0	1	0	0	0	0	5
12/30	• at Georgia [SEC]	DNP											
01/02	• Kentucky [SEC]	DNP											
01/05	• No. 13/13 Missouri [SEC]	DNP											
01/09	• at Vanderbilt [SEC]	DNP											
01/13	• Texas A&M [SEC]	DNP											
01/16	• Florida [SEC]	DNP											
01/19	• Ole Miss [SEC]	DNP											
01/23	• at No. 18/16 Alabama [SEC]	DNP											
01/26	• at No. 18/17 Tennessee [SEC]	DNP											
01/30	• Iowa State [SEC/Big 12]		7	1-6	0-2	0-0	1 • 0 • 1	0	0	1	0	0	2
02/02	• at Arkansas [SEC]	DNP											
02/06	• at South Carolina [SEC]	DNP											
02/10	• LSU [SEC]	DNP											
02/13	• Vanderbilt [SEC]	DNP											
02/20	• at Ole Miss [SEC]	DNP											
02/24	• South Carolina [SEC]		1	0-1	0-0	0-0	0 • 0 • 0	0	0	0	0	1	0
02/27	• No. 6/7 Alabama [SEC]	DNP											
03/03	• at Texas A&M [SEC]												
03/06	• at Auburn [SEC]												

#### K. MONTGOMERY'S CAREER STATISTICS

YEAR	GP-GS	MIN • AVG	FG-FGA	PCT	THREE-POINT		FT-FTA	PCT	REBOUND		PF-FO	AST	TO	BLK	STL	PTS • AVG
					FG-FGA	PCT			OFF-DEF-TOT	AVG						
2020-21	7-0	21 • 3.0	4-14	28.6	1-4	25.0	0-0	0.0	1-1-2	0.3	2-0	3	1	0	1	9 • 1.3
TOTALS	7-0	21 • 3.0	4-14	28.6	1-4	25.0	0-0	0.0	1-1-2	0.3	2-0	3	1	0	1	9 • 1.3



# Ben Howland

## Weber State • 1979

## 6th Season • Mississippi State

## NCAA On-Court Record • 512-285 • 25th Season

## MSU On-Court Record • 111-79 • 6th Season

### THE BEN HOWLAND FILE

#### Seasons • School • Position • Years at School

1982 • Gonzaga • Graduate Assistant • 1 Season  
1983-94 • UC Santa Barbara • Assistant Coach • 12 Seasons  
1995-99 • Northern Arizona • Head Coach • 5 Seasons  
2000-03 • Pittsburgh • Head Coach • 4 Seasons  
2004-13 • UCLA • Head Coach • 10 Seasons

#### 2016-Present • Mississippi State • Head Coach • 6 Seasons

### BEN HOWLAND'S YEAR-BY-YEAR ON-COURT RECORD

#### NORTHERN ARIZONA • 1995-99 • 79-59

SEASON	OVR W-L	CONF W-L	CONF FINISH	POSTSEASON
1994-95	9-17	4-10	7th	
1995-96	7-19	3-11	7th	
1996-97	21-7	14-2	1st	NIT First Round
1997-98	21-8	13-3	1st	NCAA First Round
1998-99	21-8	12-4	2nd	

#### PITTSBURGH • 2000-03 • 89-40

SEASON	OVR W-L	CONF W-L	CONF FINISH	POSTSEASON
1999-2000	13-15	5-11	11th	
2000-01	19-14	7-9	11th • 5th West	NIT Second Round
2001-02	29-6	13-3	T-1st • 1st West	NCAA Sweet 16
2002-03	28-5	13-3	T-1st • T-1st West	NCAA Sweet 16

#### UCLA • 2004-13 • 233-107

SEASON	OVR W-L	CONF W-L	CONF FINISH	POSTSEASON
2003-04	11-17	7-11	T-7th	
2004-05	18-11	11-7	T-3rd	NCAA First Round
2005-06	32-7	14-4	1st	NCAA Runner-Up
2006-07	30-6	15-3	1st	NCAA Final Four
2007-08	35-4	16-2	1st	NCAA Final Four
2008-09	26-9	13-5	2nd	NCAA Second Round
2009-10	14-18	8-10	T-5th	
2010-11	23-11	13-5	2nd	NCAA Second Round
2011-12	19-14	11-7	T-5th	
2012-13	25-10	13-5	1st	NCAA First Round

#### MISSISSIPPI STATE • 2016-PRESENT • 111-79

SEASON	OVR W-L	CONF W-L	CONF FINISH	POSTSEASON
2015-16	14-17	7-11	11th	
2016-17	16-16	6-12	12th	
2017-18	25-12	9-9	7th	NIT Final Four
2018-19	23-11	10-8	T-6th	NCAA First Round
2019-20	20-11	11-7	T-4th	
2020-21	13-12	7-9		

#### NCAA TOURNAMENTS

##### NCAA SWEET 16

##### NCAA FINAL FOUR

##### NCAA RUNNER-UP

11  
5  
3  
1

#### CONFERENCE REGULAR SEASON TITLES

2013 • Pac-12  
2006 • 2007 • 2008 • Pac-10  
2002 • 2003 • BIG EAST  
1997 • 1998 • Big Sky

7  
1  
3  
2  
1

#### CONFERENCE TOURNAMENT TITLES

2006 • 2008 • Pac-10  
2003 • BIG EAST  
1998 • Big Sky

4  
2  
1  
1

#### CONFERENCE COACH OF THE YEAR

2006 • Pac-10  
2002 • BIG EAST  
1997 • Big Sky

3  
1  
1  
1

### CAREER AND MISSISSIPPI STATE

Over the course of a storied 37-year coaching career, Ben Howland has established himself as a proven winner and ascended to one of college basketball's elite head coaches.

Howland, the most decorated and accomplished coach in school history, has built his career on the foundation of hard work, humility, integrity and service. He has brought stability and a calming influence to the Mississippi State program with three straight 20-win seasons for the fifth time in program history.

Mississippi State has piled up 68 victories since the start of 2017-18 which is fourth-most in program history for a three-year span. The Bulldogs also were in-line for its third consecutive postseason appearance in 2019-20 and logged back-to-back postseason appearances for the first time in nearly a decade highlighted by a 2019 NCAA Tournament trip under Howland's direction.

Mississippi State has captured 30 SEC wins over the last three seasons which is the program's best three-year total in a decade. The Bulldogs also secured 10-plus SEC victories during consecutive seasons for the first time since the 1994-95 and 1995-96 seasons under Richard Williams and earned the program's best SEC regular season finish in 2019-20 going back to the 2010-11 campaign.

The 2020-21 campaign marks Howland's sixth season with the Bulldogs and his 25th season as a head coach.

One of Howland's signature accomplishments has been the rebuilding stamp he has placed on teams throughout his career. He is a staple of March Madness and one of 15 coaches in NCAA history to lead four programs to the Big Dance.

Howland has enjoyed an unprecedented level of success and compiled an impressive list of accolades which include three straight NCAA Final Four runs in 2006-07-08 and a 2006 NCAA Runner-Up finish at UCLA. He is the only coach in NCAA history to appear in the NCAA Final Four and win at least 30 games during three consecutive seasons.

Howland is joined by Michigan State's Tom Izzo and Duke's Mike Krzyzewski as the only active coaches to secure three straight NCAA Final Four berths. He is one of 10 coaches to accomplish the prestigious feat in NCAA history headed by 10-time national champion John Wooden at UCLA.

Overall, Howland's teams have amassed 14 postseason appearances, 14 seasons of 20-plus wins, 11 NCAA Tournament bids, eight regular season conference championships and five NCAA Sweet 16 trips. He has garnered seven national coach of the year accolades and collected conference coach of the year honors in three leagues.

Howland's energetic approach and insatiable drive have helped numerous players achieve their professional dreams. Russell Westbrook, Kevin Love and Jrue Holiday spearhead a list of 24 NBA players who have combined for 14 nods to the NBA All-Star Game.

Westbrook, a five-time All-NBA First-Team honoree and two-time NBA scoring champion, was the 2017 NBA MVP. He was the first player in league history to average a triple-double for a season since Oscar Robertson during the 1960s. Love (Cleveland Cavaliers • 2016) along with Trevor Ariza (Los Angeles Lakers • 2009), Jordan Farmar (Los Angeles Lakers • 2009-10) and Norman Powell (Toronto Raptors • 2019) have each won NBA Championships.

Howland's coaching tree has seven former assistant coaches who have later become head coaches at the college level, headed by Jamie Dixon who succeeded him at Pittsburgh and is the current coach of his alma mater, TCU. He left the cupboard fully-stocked as Northern Arizona, Pitt and UCLA each made NCAA Tournament trips the next season following his departure. Pitt racked up a school-record 31 victories and captured an outright BIG EAST regular season crown, while the Panthers and Bruins made runs to the NCAA Sweet 16.

The foundation for Mississippi State's road back to the 2019 NCAA Tournament was laid by a trio of 1,000-point scorers in Quindnday Weatherspoon, Aric Holman and Lamar Peters. Weatherspoon, a 2019 All-SEC First-Team pick, wrapped up his career as one of three MSU players to dial up over 2,000 career points. He scored his first career NBA points with the San Antonio Spurs during the 2020 season. Holman and Peters each put together successful 2019-20 seasons in the NBA G-League.

Reggie Perry, a top five finalist for the 2020 Karl Malone Award given to the nation's top forward, came away with All-SEC First-Team accolades. Before Perry, the last player in program history to average a season double-double was NBA First-Round pick Arnett Moultrie in 2011-12. Perry and Robert Woodard II became the first Mississippi State duo since Mario Austin and Derrick Zimmerman in 2003 to be selected in the same NBA Draft. The program also had two first-round picks in 1996 with Erick Dampier and Dontae' Jones.

Tyson Carter made program history as the first player to secure the SEC's Sixth-Man of the Year award and became the seventh MSU player to eclipse 1,000 career points under Howland in 2019-20.

The Bulldogs will look to punch their return ticket to March Madness in 2020-21 led by returnees Abdul Ado, Iverson Molinar and D.J. Stewart Jr. The trio will be joined by talented transfers in Javian Davis, Jalen Johnson and Tolu Smith along with a skillful freshmen class headed by Derek Fountain, Andersson Garcia, Cameron Matthews, Keondre Montgomery and Deivon Smith.

### PLAYING CAREER • PERSONAL

Born in Lebanon, Oregon, Howland's prep career included stops at Dos Pueblos and Cerritos High Schools in California. He was a two-time all-state honoree by the California Interscholastic Federation (CIF) and a two-time Suburban League Most Valuable Player while at Cerritos.

Howland's college career began at Santa Barbara City College where he was an all-league performer, a team captain and led the Vaqueros to the California state finals in 1978.

A 1979 graduate of Weber State, Howland was named the team's Most Valuable Defensive Player in 1979 and 1980 as the Wildcats captured two Big Sky championships and a pair of NCAA Tournament berths. He played professionally for Club Bohemios in Uruguay's First Division.

Howland and his wife, Kim, a former Weber State cheerleader, have two children – Meredith and Adam – and three grandsons – Benjamin Clark Howland II, Eli and Asher who are the sons of Adam and his wife, Brittney.

Meredith Howland is a pediatric oncology nurse at Mattel Children's Hospital at UCLA, which is one of the nation's top five pediatric cancer centers. Adam Howland serves as the assistant district attorney in Santa Barbara county.