



MISSISSIPPI STATE 2022-23 BASKETBALL

11 NCAA TOURNAMENT APPEARANCES
1963 • 1991 • 1995 • 1996 • 2002 • 2003
2004 • 2005 • 2008 • 2009 • 2019

MEN'S BASKETBALL CONTACT
MATT DUNAWAY • MDUNAWAY@ATHLETICS.MSSTATE.EDU
OFFICE (662) 325-3595 • CELL (727) 215-3857

3



Mississippi State (2-0 • 0-0 SEC) vs. Arkansas - Pine Bluff (1-2 • 0-0 SWAC)



GAME 3 • HUMPHREY COLISEUM • STARKVILLE, MISSISSIPPI • SUNDAY, NOVEMBER 13 • 2:00 PM CT

TV: SEC NETWORK + • ESPN APP ONLY • RADIO: 100.9 WKBB-FM • STARKVILLE • ONLINE: HAILSTATE.COM • THE VARSITY NETWORK APP

NOV: 2-0 • DEC: 0-0 • JAN: 0-0 • FEB: 0-0 • MAR: 0-0
HOME: 1-0 • AWAY: 0-0 • NEUTRAL: 1-0 • OT: 0-0

DATE OPPONENT • TV SCORE • TIME

11/07 Texas A&M-Corpus Christi • SECN+ W • 63-44

Barstool Sports Invite • Philadelphia, Pennsylvania

11/11 vs. Akron • Barstool.TV W • 73-54

11/13 Arkansas-Pine Bluff • SECN+ 2 PM

Fort Myers Tipoff Regional Round • Starkville

11/17 South Dakota • SECN 8 PM

Fort Myers Tipoff • Fort Myers, Florida

11/21 vs. Marquette • FS1 7:30 PM

11/23 vs. Georgia Tech/Utah • FS1 5/7:30 PM

11/28 Omaha • SECN+ 6:30 PM

12/03 Mississippi Valley State • SECN+ 1 PM

12/11 at Minnesota • BTN 7:30 PM

Jackson Game • Jackson, Mississippi

12/14 vs. Jackson State • No TV TBD

12/17 Nicholls • SECN 2 PM

Battle in the Vault • Lincoln, Nebraska

12/20 vs. Drake • No TV 4 PM

12/28 Alabama • SEC • SECN 8 PM

01/03 at Tennessee • SEC • ESPN2/U 6 PM

01/07 Ole Miss • SEC • CBS 1 PM

01/11 at Georgia • SEC • SECN 5:30 PM

01/14 at Auburn • SEC • SECN 7:30 PM

01/17 Tennessee • SEC • ESPN2/U 6 PM

01/21 Florida • SEC • SECN 7:30 PM

01/25 at Alabama • SEC • SECN 8 PM

SEC Challenge/Big 12 Challenge • Starkville

01/28 TCU • ESPN2 3 PM

01/31 at South Carolina • SEC • SECN 5:30 PM

02/04 Missouri • SEC • SECN 5 PM

02/08 LSU • SEC • SECN 8 PM

02/11 at Arkansas • SEC • ESPN2/U 5 PM

02/15 Kentucky • SEC • SECN 7:30 PM

02/18 at Ole Miss • SEC • SECN 2:30 PM

02/21 at Missouri • SEC • SECN 6 PM

02/25 Texas A&M • SEC • SECN 2:30 PM

02/28 South Carolina • SEC • SECN 8 PM

03/04 at Vanderbilt • SEC • SECN 7:30 PM

SEC Tournament • Nashville, Tennessee

03/08-03/12 TBD

Home Games in Maroon and Bolded • Rankings reflect AP Top 25 on gameday.

WHAT'S INSIDE • TABLE OF CONTENTS

| | |
|---|-------|
| Schedule & Results • Returning Players | 1 |
| Newcomers • Stats Comparison • Matchup Breakdown | 2 |
| TV/Radio Chart • 2022-23 Roster • Pronunciation Guide | 3 |
| 2022-23 Overall & 2021-22 Overall Stats | 4-5 |
| Series History • Arkansas - Pine Bluff | 6 |
| Player Career Game-by-Game Stats | 7-14 |
| Player Season/Career Highs • Player Pages | 15-28 |
| Coach Jans | 29 |

MISSISSIPPI STATE PROJECTED STARTING FIVE • BASED ON PREVIOUS GAME

NO. 2 • JAMEL HORTON JR. • G • 6-3 • 200 • G-SR. • QUEENS, NEW YORK

2021-22 • UALBANY • 12.8 PPG • 148-352 FG • 28-78 3-PT FG • 60-86 FT • 3.9 APG • 3.4 RPG • 1.1 SPG

LAST GAME • VS. AKRON • 3 PTS • 1-4 FG • 1-1 3-PT FG • 0-0 FT • 4 REB • 1 STL

- Horton Jr. started 41 of his 46 career GMS at UAlbany • Named 2021-22 All-America East Second-Team, Defensive Team & Defensive POY
- Secured starting nod versus Akron (11/11) where he tallied 3 PTS, 4 REB and 1 STL
- 32 career GMS of 10+ PTS • 5 career GMS of 20+ PTS • 16 career GMS with 5+ ASST • 12 career GMS with 2+ STL
- One of 2 America East players in 2021-22 to rank in league's top 11 in PTS (12.8 - 11th), ASST (3.9 - 2nd) and STL (1.1 - 10th)
- Played at Seward CC and Pratt CC during freshman & sophomore seasons • 2019-20 NJCAA All-Region 6 Second-Team honoree

NO. 11 • ERIC REED JR. • G • 6-2 • 200 • G-SR. • BATON ROUGE, LOUISIANA

2021-22 • SOUTHEAST MISSOURI • 16.1 PPG • 155-367 FG • 71-196 3-PT FG • 101-124 FT • 3.2 RPG • 1.7 APG • 1.0 SPG

LAST GAME • VS. AKRON • 3 PTS • 1-3 FG • 1-2 3-PT FG • 0-0 FT • 4 ASST

- Reed Jr. has started 53 of 59 career GMS between MSU and SEMO • Captured 2021-22 OVC First-Team & NABC All-District 18 Second Team
- Sits 213 PTS from 1,000 for his career • SEMO was 10-4 when Reed Jr. scored 20-plus PTS • His 132 treys at SEMO ranked inside the program's top 10
- 36 career GMS of 10+ PTS • 14 career GMS of 20+ PTS • 37 career GMS with 2+ 3-PT FGs • 22 career GMS of 2+ ASST • 10 career GMS with 2+ STL
- The only Ohio Valley player in 2021-22 to rank among league's top 10 in PTS (16.1 - 6th), FT % (81/5 - 3rd) and 3-PT % (36.2 - 10th)
- Played freshman and sophomore seasons at Howard College in Texas where he was 2019-20 NJCAA All-Region selection.

NO. 0 D.J. JEFFRIES • F • 6-7 • 215 • SR. • OLIVE BRANCH, MISSISSIPPI

2021-22 • 8.9 PPG • 110-260 FG • 29-99 3-PT FG • 53-73 FT • 4.2 RPG • 1.9 APG • 0.7 SPG • 0.5 BPG

LAST GAME • VS. AKRON • 15 PTS • 6-11 FG • 2-3 3-PT FG • 1-2 FT • 2 REB • 1 ASST

- Jeffries has seen action in 83 career GMS while making 33 of his 57 career starts at MSU • 43 career outings with 10+ PTS
- 10+ PTS in 17 GMS at MSU • MSU is 12-5 when he scores 10+ PTS • MSU and MEM are 33-10 with 10+ PTS • 194 career PTS from 1,000
- MEM high 23 PTS versus Ole Miss (11/23/19) • MSU high 19 versus Winthrop (12/21/21) • SEC high 15 PTS at No. 25 Alabama (02/16/22)
- 15 PTS versus Akron (11/11), tied for 2nd best scoring output at MSU • 13 PTS & 10 REB vs. MORE ST (11/21/21) for only double-double at MSU
- 2020-21 Julius Erving Award Preseason Watch List • Rated No. 25 prospect by ESPN.com & state of Mississippi's top prospect for Class of 2019
- High school teammates with Cameron Matthews at Olive Branch where the team won the 2017-18 Class 5A state title

NO. 4 • CAMERON MATTHEWS • G/F • 6-7 • 225 • JR. • OLIVE BRANCH, MISSISSIPPI

2021-22 • 2.9 PPG • 36-68 FG • 4-13 3-PT FG • 21-36 FT • 3.9 RPG • 1.3 SPG • 1.3 APG • 0.5 BPG

LAST GAME • VS. AKRON • 7 PTS • 3-3 FG • 1-1 3-PT FG • 0-0 FT • 4 REB • 1 ASST

- Matthews has played in 66 career GMS • 20 career GMS of 2+ STL • 19 career GMS of 5+ REB • 19 career GMS with 2+ ASST • 3 career GMS of 10+ PTS
- Stuffed the stats sheet with 4 PTS, 6 REB, a career-high 5 BLKS, 3 ASST and 3 STL versus Texas A&M - Corpus Christi (11/07)
- Career-high 19 PTS versus Memphis (03/28/21) during NIT Finals • SEC career-best 10 PTS versus Georgia (01/12/22)
- 6 of top 9 career scoring performances came in 2021-22 • Nearly secured 1st career double-double with 9 PTS and 10 REB at Ole Miss (01/08)
- High school teammates with D.J. Jeffries at Olive Branch where the team won the 2017-18 Class 5A state title

NO. 1 • TOLU SMITH • F • 6-11 • 245 • R-SR. • BAY ST. LOUIS, MISSISSIPPI

2021-22 • 14.2 PPG • 110-191 FG • 0-0 3-PT FG • 78-120 FT • 6.5 RPG • 1.0 SPG • 1.0 APG

LAST GAME • VS. AKRON • 26 PTS • 11-13 FG • 0-0 3-PT FG • 4-6 FT • 8 REB • 1 ASST

- 10+ PTS in 38 of 53 GMS at MSU • 20+ PTS in 10 GMS • 7 of 10 GMS of 20+ PTS vs. SEC opponents • Non-con high 26 PTS versus Akron (11/11)
- Started in 52 of 53 career outings at MSU • 82.6 FG% is 1st, 22.5 PPG is 2nd and 9.5 RPG is T-3rd in the SEC rankings (11/13)
- Career-highs of 27 PTS and 14 REB against Florida (01/16/21) • 14 career double-doubles • 5 career GMS of 20+ PTS & 10+ REB
- 2021-22 season's best were 22 PTS and 12 REB versus No. 5 Auburn (03/02) • Pumped home 19.0 PPG, 7.6 RPG in last 7 GMS (02/23-03/16)
- The 2020-21 SEC rebounding and double-doubles king • Led MSU in rebounding in 31 of 53 GMS • 168 PTS away from 1,000 for his career
- Spent freshman season (2018-19) at Western Kentucky playing under former MSU coach Rick Stansbury • Averaged 3.3 PPG, 2.6 RPG

STATS COMPARISON

| MISSISSIPPI ST | CATEGORY | ARKANSAS-PB |
|----------------|--------------------------------------|-------------|
| 68.0 | Points Per Game | 72.3 |
| 49.0 | Opponent Points Per Game | 64.7 |
| +19.0 | Scoring Margin | +7.7 |
| 47.4 | Field Goal Percentage | 41.8 |
| 32.4 | Opponent Field Goal Percentage | 39.5 |
| 33.3 | 3-Pt. Field Goal Percentage | 35.7 |
| 25.5 | Opponent 3-Pt. Field Goal Percentage | 17.9 |
| 6.5 | 3-Pts. Per Game | 8.3 |
| 6.0 | Opponent 3-Pts. Per Game | 3.3 |
| 57.7 | Free Throw Percentage | 63.2 |
| 7.5 | Free Throws Made Per Game | 8.0 |
| 9.0 | Opponent Free Throws Made Per Game | 18.7 |
| 42.5 | Rebounds Per Game | 38.7 |
| 29.0 | Opponent Rebounds Per Game | 38.7 |
| +13.5 | Rebounding Margin | 0.0 |
| 16.5 | Assists Per Game | 17.3 |
| 15.0 | Turnovers Per Game | 12.3 |
| 15.0 | Turnovers Forced Per Game | 17.0 |
| +0.0 | Turnover Margin | +4.7 |
| 1.1 | Assist/Turnover Ratio | 1.4 |
| 11.0 | Steals Per Game | 10.0 |
| 3.5 | Blocks Per Game | 4.7 |

HALF TOTALS • HIGHS/LOWS

MOST FIRST HALF POINTS

| | | |
|-----|----|---------------------------------|
| MSU | 35 | vs. Akron • 11/11/2022 |
| OPP | 30 | A&M Corpus Christi • 11/07/2022 |

FEWEST FIRST HALF POINTS

| | | |
|-----|----|---------------------------------|
| MSU | 25 | A&M Corpus Christi • 11/07/2022 |
| OPP | 27 | vs. Akron • 11/11/2022 |

MOST SECOND HALF POINTS

| | | |
|-----|----|---------------------------------|
| MSU | 38 | vs. Akron • 11/11/2022 |
| OPP | 38 | A&M Corpus Christi • 11/07/2022 |
| OPP | 27 | vs. Akron • 11/11/2022 |

FEWEST SECOND HALF POINTS

| | | |
|-----|----|---------------------------------|
| MSU | | |
| OPP | 14 | A&M Corpus Christi • 11/07/2022 |

LARGEST HALFTIME LEAD

| | | |
|-----|-----------|---------------------------------|
| MSU | 8 • 35-27 | vs. Akron • 11/11/2022 |
| OPP | 5 • 30-25 | A&M Corpus Christi • 11/07/2022 |

LARGEST MARGIN OF VICTORY

| | | |
|-----|------------|---------------------------------|
| MSU | 19 • 73-54 | vs. Akron • 11/11/2022 |
| OPP | 19 • 63-44 | A&M Corpus Christi • 11/07/2022 |

LARGEST DEFICIT ERASED TO WIN

| | | |
|-----|-----------|---------------------------------|
| MSU | 12 • 20-8 | A&M Corpus Christi • 11/07/2022 |
| OPP | | |

ON THE AIR • SOCIAL MEDIA

TELEVISION

• SEC Network+ • ESPN App Only
Bart Gregory • Play-by-Play
Charlie Winfield • Analyst

RADIO

• WKBB-FM 100.9 • Starkville • West Point
• Hail State Live • www.HailState.com/Watch
• Hail State App • Varsity Network App
Neal Price • Play-by-Play
Richard Williams • Analyst

SOCIAL MEDIA

• Facebook
www.Facebook.com/HailStateMBK
• Twitter • Instagram • Coach Jans
@HailStateMBK • @CoachChrisJans

MISSISSIPPI STATE OFF THE BENCH • RETURNING PLAYERS • TRANSFERS • FRESHMEN

NO. 3 • SHAKEEL MOORE • G • 6-1 • 190 • JR. • GREENSBORO, NORTH CAROLINA
2021-22 • 8.8 PPG • 108-271 FG • 44-140 3-PT FG • 39-51 FT • 3.0 RPG • 2.2 APG • 1.6 SPG
LAST GAME • VS. AKRON • 6 PTS • 3-7 FG • 0-2 3-PT FG • 0-1 FT • 6 REB • 4 STL • 2 ASST

• Moore has played in 61 career GMS while making 29 of his 31 career starts at MSU • 54 STL in 2021-22 most for MSU player since Lamar Peters (2018-19)
• 13 of his 18 career GMS of 10+ PTS have come at MSU • MSU and NCST are 14-4 when he scores 10+ PTS • 3.5 SPG in 2022-23 is 1st in SEC (11/13)
• NCST high 19 PTS at Boston College (02/06/2021) • MSU high 19 PTS against Detroit (11/17) • MSU SEC high 18 PTS at Florida (01/19)
• Recorded 2+ STL in 31 of 61 career GMS and 20X at MSU • 1.6 SPG were 12th in the SEC (2021-22) • 1.4 SPG were 9th in the ACC (2020-21)
• 2+ treys in 13 GMS at MSU • 3+ ASST in 12 GMS at MSU, 8x vs. SEC OPP • Game-winning layup with 10.5 sec at Mizzou (02/20/22)

NO. 10 • DASHAWN DAVIS • G • 6-2 • 195 • SR. • THE BRONX, NEW YORK
2021-22 • OREGON STATE • 10.9 PPG • 123-269 FG • 9-48 3-PT FG • 38-58 FT • 5.5 APG • 3.1 RPG • 1.4 SPG
LAST GAME • VS. AKRON • 8 PTS • 3-3 FG • 2-2 3-PT FG • 0-0 FT • 4 ASST • 2 REB • 1 STL

• Davis started 21 of 27 GMS at Oregon State in 2021-22 • Posted 10.9 PPG, a Pac-12 leading 5.5 APG, a 2.2 ASST-TO ratio and 1.4 SPG
• Registered 15 career GMS of 10+ PTS • 2 career GMS of 20+ PTS • 19 career GMS of 5+ ASST • 14 career GMS with 2+ STL
• Spark off the bench with 8 PTS, 4 ASST and 1 STL vs. Akron (11/11) • Has a team-best plus/minus ratio of +49 through 2 GMS
• Last Oregon State player to lead Pac-12 in assists was Gary Payton, a Naismith Hall of Famer and NBA 75th Anniversary Team member.
• One of 2 Pac-12 players to rank in league's top 15 in PTS (12.6 - 13th) along with top 5 marks in ASST (6.1 - 1st) and STL (1.4 - 5th) in 2021-22 Pac-12 GMS.
• Played freshman and sophomore seasons at Trinity Valley CC in Texas where he was a 2020-21 NJCAA All-America First-Team pick.

NO. 13 • WILL MCNAIR JR. • F • 6-11 • 265 • R-SR. • PHILADELPHIA, PENNSYLVANIA
2021-22 • NEW MEXICO STATE • 6.6 PPG • 101-184 FG • 4-18 3-PT FG • 19-36 FT • 5.0 RPG • 1.0 APG • 0.7 BPG
LAST GAME • VS. AKRON • 0 PTS • 0-2 FG • 0-1 3-PT FG • 0-0 FT • 2 REB • 1 ASST • 1 STL

• McNair Jr. has improved his stat averages under Chris Jans each season headlined by 6.6 PPG, 5.0 RPG, 1.0 APG and 0.7 BPG in 2021-22.
• 11 career GMS of 10+ PTS • 27 career GMS of 5+ REB • 11 career GMS of 2+ BLK • 9 career GMS of 2+ ASST
• Played for 2019-20 and 2021-22 WAC Championship teams at New Mexico State • Career-high 18 PTS at UTEP (12/03/21)
• Connected on 55.1 percent of field goal attempts • Made 27 of 28 career starts and both NCAA GMS in 2021-22 at NMST.

NO. 14 • TYLER STEVENSON • F • 6-8 • 220 • G-SR. • COLUMBUS, MISSISSIPPI
2021-22 • SOUTHERN MISS • 14.5 PPG • 167-339 FG • 1-7 3-PT FG • 70-104 FT • 7.5 RPG • 1.1 BPG • 0.6 SPG
LAST GAME • VS. AKRON • 2 PTS • 0-3 FG • 0-0 3-PT FG • 2-2 FT • 6 REB • 3 ASST • 1 STL

• Stevenson started 74 of 99 career GMS at USM • Notched 2021-22 All-Conference USA Honorable Mention • 2021-22 Bailey Howell Trophy Finalist
• 67 career GMS of 10+ PTS • 20 career GMS of 10+ REB • 18 career double-doubles • 8 career GMS 20+ PTS and 10+ REB • 13 career GMS of 2+ BLK
• Fixture among 2021-22 C-USA leaders in PTS (14.5 - 13th), FG % (49.3 - 3rd), REB (7.5 - 5th), Double-Doubles (9 - T-4th) and BLK (1.1 - 10th)
• One of 3 USM players to rack up over 1,200+ PTS and 600+ REB in the 2000s • Secured 2 PTS, 6 REB and 3 ASST versus Akron (11/11) at MSU

NO. 5 • KIMANI HAMILTON • F • 6-7 • 215 • FR. • CLINTON, MISSISSIPPI
2022-23 • 0.0 PPG • 0-1 FG • 0-0 3-PT FG • 0-0 FT • 0.5 RPG • 0.5 APG
LAST GAME • VS. AKRON • 0 PTS • 0-0 FG • 0-0 3-PT FG • 0-0 FT • 0 REB • 0 ASST

• Hamilton prepped for Robert Green at Clinton High School in Mississippi • 2021-22 Mississippi Gatorade POY and No. 80 prospect by ESPN.com
• Amassed 18.5 PPG, 9.8 RPG, 4.0 APG and 2.0 SPG as a senior • 2020-21 & 2021-22 Class 6A State Champion • Scored 24 PTS in 2021-22 title game
• At MSU, notched 1st REB and 1st ASST versus TAMU-CC (11/07) • Joined by Shawn Jones Jr. and Martavious Russell as State's 2022-23 freshman class.
• Father, Tang Hamilton (1998-99-2000-01), sits among MSU's top 20 in PTS (1,307 - 20th) and REB (677 - T-16th) • Played for Miami Heat in 2001-02

NO. 30 • SHAWN JONES JR. • G • 6-5 • 200 • FR. • HOUSTON, TEXAS
2022-23 • 3.0 PPG • 2-8 FG • 1-6 3-PT FG • 1-2 FT • 3.5 RPG • 1.5 SPG • 0.5 APG
LAST GAME • VS. AKRON • 3 PTS • 1-3 FG • 0-1 3-PT FG • 1-2 FT • 5 REB • 1 STL

• Jones Jr. prepped for David President at Shadow Creek High School in Texas • Averaged 17.6 PPG and earned 6A All-District First-Team as a senior
• Led team to 29-4 record and the 2021-22 6A District III title as a senior • Played the AAU circuit for Team Trae Young based out of Oklahoma
• Chipped in 3 PTS, 5 REB and 1 STL versus Akron (11/11) • Joined by Kimani Hamilton and Martavious Russell as State's 2022-23 freshman class.

MATCHUP BREAKDOWN

MISSISSIPPI STATE

| | |
|-------------------|-------------------------------|
| Record | 2-0 • 0-0 SEC |
| Ranking | NR • AP • USA Today |
| Last Game | W • 73-54 • vs. Akron • 11/11 |
| Head Coach | Chris Jans |
| MSU Record | 2-0 • 1st Season |
| NCAA Record | 145-44 • 7th Season |
| Jans vs. UAPB | 1-0 • 1-0 at New Mexico State |
| Leading Scorer | Tolu Smith • 22.5 PPG |
| Leading Rebounder | Tolu Smith • 9.0 RPG |
| Leading Assists | Eric Reed Jr. • 4.0 APG |
| Leading Blocks | Cameron Matthews • 2.5 BPG |
| Leading Steals | Shakeel Moore • 3.5 SPG |

ARKANSAS - PINE BLUFF

| | |
|------------------------|----------------------------------|
| Record | 1-2 • 0-0 SWAC |
| Ranking | NR • AP • USA Today |
| Last Game | L • 66-58 • vs. Oklahoma • 11/11 |
| Head Coach | Soloman Bozeman |
| School Record | 8-26 • 2nd Season |
| NCAA Division I Record | Same |
| Groce vs. MSU | First Meeting |
| Leading Scorer | Shaun Doss Jr. • 20.0 PPG |
| Leading Rebounder | Ismael Plet • 10.0 RPG |
| Leading Assists | Kylen Milton • 5.7 APG |
| Leading Blocks | Robert Lewis • 1.3 BPG |
| Leading Steals | Chris Greene • 2.3 SPG |

2022-23 MISSISSIPPI STATE TV/RADIO ROSTER




| | | | | | | | |
|--|---|--|--|--|--|--|--|
|  |  |  |  |  |  |  |  |
| D.J. Jeffries F • 6-7 • 225 SR • 1L Olive Branch Mississippi | Tolu Smith F • 6-11 • 245 R SR • 2L Bay St. Louis Mississippi | Jamel Horton Jr. G • 6-3 • 200 G SR • TR Queens New York | Shakeel Moore G • 6-1 • 190 JR • 1L Greensboro North Carolina | Cameron Matthews G/F • 6-7 • 225 JR • 2L Olive Branch Mississippi | Kimani Hamilton F • 6-7 • 215 FR • HS Clinton Mississippi | Dashawn Davis G • 6-2 • 195 SR • TR The Bronx New York | Eric Reed Jr. G • 6-2 • 200 G SR • TR Baton Rouge Louisiana |
|  |  |  |  |  |  |  |  |
| KeShawn Murphy F • 6-10 • 235 R FR • HS Birmingham Alabama | Will McNair Jr. F • 6-11 • 265 R SR • TR Philadelphia Pennsylvania | Tyler Stevenson F • 6-8 • 220 G SR • TR Columbus Mississippi | Justin Rumph G • 6-5 • 225 G SR • 2L Birmingham Alabama | Martavious Russell G • 6-2 • 185 FR • HS Coker Alabama | Tyler Brumfield G • 6-2 • 180 SO • 1L Los Angeles California | Isaac Stansbury G • 6-1 • 170 SR • 2L Bowling Green Kentucky | Shawn Jones Jr. G • 6-5 • 200 FR • HS Houston Texas |
|  |  |  |  |  |  |  |  |
| Chris Jans Head Coach 1st Season | James Miller Assistant Coach 1st Season | David Anwar Assistant Coach 1st Season | George Brooks Assistant Coach 13th Season | Patrice Days Director of Recruiting 1st Season | Scott Padgett Assistant To The Head Coach 1st Season | Jovan Austin Director of Operations 1st Season | Dillon Elder Director of Scouting & Analytics 1st Season |

2022-23 MISSISSIPPI STATE ROSTER

| NO. | NAME | POS | HT. | WT. | CL.-EXP | HOMETOWN [HIGH SCHOOL/PREVIOUS SCHOOL] |
|-----|--------------------|-----|------|-----|-----------|---|
| 0 | D.J. Jeffries | F | 6-7 | 225 | Sr.-1L* | Olive Branch, Mississippi [Olive Branch HS/Memphis] |
| 1 | Tolu Smith | F | 6-11 | 245 | R Sr.-2L* | Bay St. Louis, Mississippi [Kahuku HS – Hawaii/Western Kentucky] |
| 2 | Jamel Horton Jr. | G | 6-3 | 200 | G Sr.-TR | Queens, New York [Holy Cross HS/UAlbany] |
| 3 | Shakeel Moore | G | 6-1 | 190 | Jr.-1L* | Greensboro, North Carolina [Moravian Prep/North Carolina State] |
| 4 | Cameron Matthews | G/F | 6-7 | 225 | Jr.-2L* | Olive Branch, Mississippi [Olive Branch HS] |
| 5 | Kimani Hamilton | F | 6-7 | 215 | Fr.-HS | Clinton, Mississippi [Clinton HS] |
| 10 | Dashawn Davis | G | 6-2 | 195 | Sr.-TR* | The Bronx, N.Y. [Our Saviour Lutheran HS/Oregon State] |
| 11 | Eric Reed Jr. | G | 6-2 | 200 | G Sr.-TR | Baton Rouge, Louisiana [University Lab School/Southeast Missouri] |
| 12 | KeShawn Murphy | F | 6-10 | 235 | R Fr.-HS | Birmingham, Alabama [Ramsay HS] |
| 13 | Will McNair Jr. | F | 6-11 | 265 | R Sr.-TR* | Philadelphia, Pennsylvania [Martin Luther King HS/New Mexico State] |
| 14 | Tyler Stevenson | F | 6-8 | 220 | G Sr.-TR | Columbus, Mississippi [New Hope HS/Southern Miss] |
| 15 | Justin Rumph | G | 6-5 | 225 | G Sr.-2L | Birmingham, Alabama [Hoover HS/Southern Union State CC] |
| 21 | Martavious Russell | G | 6-2 | 185 | Fr.-HS | Coker, Alabama [Sipsey Valley HS] |
| 24 | Tyler Brumfield | G | 6-2 | 180 | So.-1L | Los Angeles, California [Montverde Academy – State Team – Florida] |
| 25 | Isaac Stansbury | G | 6-1 | 170 | Sr.-2L | Bowling Green, Kentucky [Greenwood HS] |
| 30 | Shawn Jones Jr. | G | 6-5 | 200 | Fr.-HS | Houston, Texas [Shadow Creek HS] |

PRONUNCIATION GUIDE

| | | |
|--------------------|----------------|--|
| JAMEL Horton | JUH-mel | |
| KESHAWN Murphy | KEY-shawn | |
| KIMANI Hamilton | kuh-MAH-knee | |
| MARTAVIOUS Russell | MAR-tay-VEE-us | |
| TOLU Smith | TOE-loo | |
| DAVID ANWAR | ANN-wahr | PATRICE Days puh-TREECE (Like Rece Davis) |

| | | |
|---|---|---|
|  |  |  |
| Joe Rogers | Dominick Walker | Andrew Kegley |

COACHES • SUPPORT STAFF

Head Coach: Chris Jans (Loras College, 1991 • 1st)
Assistant Coach: James Miller (Colorado State, 2005 • 1st)
Assistant Coach: David Anwar (Fitchburg State, 1998 • 1st)
Assistant Coach: George Brooks (Mississippi State, 1997 • 13th)

Director of Recruiting: Patrice Days (New Orleans, 2010 • 1st)
Assistant To The Head Coach: Scott Padgett (Kentucky, 1999 • 1st)
Director of Operations: Jovan Austin (Texas A&M-Commerce, 2016 • 1st)
Director of Scouting & Analytics: Dillon Elder (Texas A&M, 2019 • 1st)
Coordinator of Operations: Joe Rogers (Georgia, 2019 • 1st)
Strength & Conditioning Coach: Dominick Walker (McMurry, 2013 • 1st)
Athletic Trainer: Andrew Kegley (Bridgewater College, 2019 • 1st)
Athletic Communications: Matt Dunaway (UCF, 2005 • 5th)
Graduate Assistant: Franklin Miskelly (Mississippi State, 2021 • 2nd)
Graduate Assistant: Shunn Buchanan (New Mexico State, 2020 • 1st)
Graduate Assistant: Carl Hall (Wichita State, 2013 • 1st)



2022-23 Mississippi St. Men's Basketball Combined Team Statistics All games

Page 1/1
as of Nov 12, 2022

Game Records

| Record | Overall | Home | Away | Neutral |
|----------------|---------|------|------|---------|
| ALL GAMES | 2-0 | 1-0 | 0-0 | 1-0 |
| CONFERENCE | 0-0 | 0-0 | 0-0 | 0-0 |
| NON-CONFERENCE | 2-0 | 1-0 | 0-0 | 1-0 |

Score by Periods

| Team | 1st | 2nd | OT | TOT |
|-----------------|-----|-----|----|-----|
| Mississippi St. | 60 | 76 | 0 | 136 |
| Opponents | 57 | 41 | 0 | 98 |

Team Box Score

| No. | Player | | | | Total | | 3-Point | | F-Throw | | Rebounds | | | | | | | | | | | | | | |
|-----------|---------------------|-------|-------|------|--------|------|----------|-------|---------|-------|----------|-----|-----|------|----|----|----|----|-----|-----|-----|------|--|--|--|
| | | GP-GS | MIN | AVG | FG-FGA | FG% | 3FG-3FGA | 3FG% | FT-FTA | FT% | OFF | DEF | TOT | AVG | PF | DQ | A | TO | BLK | STL | PTS | AVG | | | |
| 1 | SMITH, Tolu | 2-2 | 53:27 | 26.7 | 19-23 | .826 | 0-0 | .000 | 7-13 | .538 | 7 | 12 | 19 | 9.5 | 2 | 0 | 4 | 6 | 1 | 0 | 45 | 22.5 | | | |
| 0 | JEFFRIES, D.J. | 2-2 | 51:51 | 25.9 | 9-21 | .429 | 3-8 | .375 | 1-2 | .500 | 1 | 6 | 7 | 3.5 | 2 | 0 | 3 | 0 | 0 | 1 | 22 | 11.0 | | | |
| 3 | MOORE, Shakeel | 2-0 | 42:09 | 21.1 | 8-19 | .421 | 0-8 | .000 | 1-3 | .333 | 1 | 9 | 10 | 5.0 | 4 | 0 | 2 | 4 | 0 | 7 | 17 | 8.5 | | | |
| 10 | DAVIS, Dashawn | 2-1 | 49:45 | 24.9 | 5-8 | .625 | 4-5 | .800 | 0-0 | .000 | 0 | 2 | 2 | 1.0 | 2 | 0 | 6 | 3 | 0 | 3 | 14 | 7.0 | | | |
| 4 | MATTHEWS, Cameron | 2-2 | 38:44 | 19.4 | 4-5 | .800 | 1-1 | 1.000 | 2-2 | 1.000 | 2 | 8 | 10 | 5.0 | 5 | 0 | 4 | 2 | 5 | 3 | 11 | 5.5 | | | |
| 11 | REED, JR., Eric | 2-2 | 37:37 | 18.8 | 3-8 | .375 | 2-5 | .400 | 0-0 | .000 | 1 | 0 | 1 | 0.5 | 4 | 0 | 8 | 0 | 0 | 0 | 8 | 4.0 | | | |
| 30 | JONES, JR., Shawn | 2-0 | 23:27 | 11.7 | 2-8 | .250 | 1-6 | .167 | 1-2 | .500 | 3 | 4 | 7 | 3.5 | 2 | 0 | 1 | 3 | 0 | 3 | 6 | 3.0 | | | |
| 2 | HORTON JR., Jamel | 2-1 | 27:38 | 13.8 | 2-6 | .333 | 1-1 | 1.000 | 0-0 | .000 | 1 | 4 | 5 | 2.5 | 2 | 0 | 0 | 2 | 0 | 1 | 5 | 2.5 | | | |
| 12 | MURPHY, KeShawn | 2-0 | 03:24 | 1.7 | 1-4 | .250 | 1-3 | .333 | 0-0 | .000 | 1 | 0 | 1 | 0.5 | 0 | 0 | 0 | 0 | 0 | 1 | 3 | 1.5 | | | |
| 13 | MCNAIR JR., Will | 2-0 | 23:09 | 11.6 | 1-5 | .200 | 0-2 | .000 | 1-2 | .500 | 1 | 7 | 8 | 4.0 | 2 | 0 | 1 | 4 | 0 | 1 | 3 | 1.5 | | | |
| 14 | STEVENSON, Tyler | 2-0 | 38:44 | 19.4 | 0-5 | .000 | 0-0 | .000 | 2-2 | 1.000 | 3 | 6 | 9 | 4.5 | 2 | 0 | 3 | 5 | 1 | 2 | 2 | 1.0 | | | |
| 21 | RUSSELL, Martavious | 2-0 | 03:24 | 1.7 | 0-1 | .000 | 0-0 | .000 | 0-0 | .000 | 1 | 0 | 1 | 0.5 | 0 | 0 | 0 | 0 | 0 | 0 | 0 | 0.0 | | | |
| 15 | RUMPH, Justin | 2-0 | 01:53 | 0.9 | 0-0 | .000 | 0-0 | .000 | 0-0 | .000 | 0 | 0 | 0 | 0.0 | 0 | 0 | 0 | 0 | 0 | 0 | 0 | 0.0 | | | |
| 25 | STANSBURY, Isaac | 1-0 | 00:36 | 0.6 | 0-0 | .000 | 0-0 | .000 | 0-0 | .000 | 0 | 0 | 0 | 0.0 | 0 | 0 | 0 | 0 | 0 | 0 | 0 | 0.0 | | | |
| 5 | HAMILTON, Kimani | 2-0 | 04:14 | 2.1 | 0-1 | .000 | 0-0 | .000 | 0-0 | .000 | 0 | 1 | 1 | 0.5 | 1 | 0 | 1 | 1 | 0 | 0 | 0 | 0.0 | | | |
| Team | | | | | | | | | | | 2 | 2 | 4 | | | | | | | | | | | | |
| Total | | 2 | 400 | | 54-114 | .474 | 13-39 | .333 | 15-26 | .577 | 24 | 61 | 85 | 42.5 | 28 | 0 | 33 | 30 | 7 | 22 | 136 | 68.0 | | | |
| Opponents | | 2 | 400 | | 34-105 | .324 | 12-47 | .255 | 18-26 | .692 | 15 | 43 | 58 | 29.0 | 28 | 0 | 22 | 30 | 4 | 16 | 98 | 49.0 | | | |

Team Statistics

| | MSU | OPP |
|------------------------|---------------|---------------|
| Scoring | 136 | 98 |
| Points per game | 68.0 | 49.0 |
| Scoring margin | +19.0 | - |
| Field goals-att | 54-114 | 34-105 |
| Field goal pct | .474 | .324 |
| 3 point fg-att | 13-39 | 12-47 |
| 3-point FG pct | .333 | .255 |
| 3-pt FG made per game | 6.5 | 6.0 |
| Free throws-att | 15-26 | 18-26 |
| Free throw pct | .577 | .692 |
| F-Throws made per game | 7.5 | 9.0 |
| Rebounds | 85 | 58 |
| Rebounds per game | 42.5 | 29.0 |
| Rebounding margin | +13.5 | - |
| Assists | 33 | 22 |
| Assists per game | 16.5 | 11.0 |
| Turnovers | 30 | 30 |
| Turnovers per game | 15.0 | 15.0 |
| Turnover margin | 0.0 | - |
| Assist/turnover ratio | 1.1 | 0.7 |
| Steals | 22 | 16 |
| Steals per game | 11.0 | 8.0 |
| Blocks | 7 | 4 |
| Blocks per game | 3.5 | 2.0 |
| Winning streak | 2 | - |
| Home win streak | 1 | - |
| Attendance | 6254 | 0 |
| Home games-Avg/Game | 1-6254 | 0-0 |
| Neutral site-Avg/Game | - | 1-5213 |

Team Results

| Date | Opponent | | Score | Att. |
|------------|--------------------|---|-------|------|
| 11/07/2022 | A&M-Corpus Christi | W | 63-44 | 6254 |
| 11/11/2022 | vs Akron | W | 73-54 | 5213 |



2021-22 Mississippi St. Men's Basketball Combined Team Statistics All games

Page 1/1
as of Mar 24, 2022

Game Records

| Record | Overall | Home | Away | Neutral |
|----------------|---------|------|------|---------|
| ALL GAMES | 18-16 | 14-3 | 1-10 | 3-3 |
| CONFERENCE | 8-10 | 7-2 | 1-8 | 0-0 |
| NON-CONFERENCE | 10-6 | 7-1 | 0-2 | 3-3 |

Score by Periods

| Team | 1st | 2nd | OT | TOT |
|-----------------|------|------|----|------|
| Mississippi St. | 1117 | 1254 | 25 | 2396 |
| Opponents | 1085 | 1132 | 35 | 2252 |

Team Box Score

| No. | Player | Total | | | 3-Point | | | F-Throw | | Rebounds | | | | | | | | | | | | | | | | | |
|-----------|-------------------|-------|---------|------|----------|-------|----------|---------|---------|----------|-----|-----|------|------|-----|----|-----|-----|-----|-----|------|------|--|--|--|--|--|
| | | GP-GS | MIN | AVG | FG-FGA | FG% | 3FG-3FGA | 3FG% | FT-FTA | FT% | OFF | DEF | TOT | AVG | PF | DQ | A | TO | BLK | STL | PTS | AVG | | | | | |
| 1 | MOLINAR, Iverson | 34-34 | 1158:39 | 34.1 | 205-452 | .454 | 27-107 | .252 | 158-182 | .868 | 17 | 87 | 104 | 3.1 | 50 | 0 | 122 | 80 | 12 | 40 | 595 | 17.5 | | | | | |
| 35 | SMITH, Tolu | 21-20 | 594:59 | 28.3 | 110-191 | .576 | 0-0 | .000 | 78-120 | .650 | 51 | 85 | 136 | 6.5 | 56 | 2 | 22 | 40 | 8 | 20 | 298 | 14.2 | | | | | |
| 10 | BROOKS, Garrison | 34-34 | 1028:27 | 30.2 | 136-297 | .458 | 26-76 | .342 | 54-78 | .692 | 85 | 139 | 224 | 6.6 | 72 | 1 | 27 | 46 | 27 | 13 | 352 | 10.4 | | | | | |
| 13 | JEFFRIES, D.J. | 34-31 | 953:32 | 28.0 | 110-260 | .423 | 29-99 | .293 | 53-73 | .726 | 27 | 117 | 144 | 4.2 | 52 | 1 | 63 | 59 | 18 | 24 | 302 | 8.9 | | | | | |
| 3 | MOORE, Shakeel | 34-29 | 953:45 | 28.1 | 108-271 | .399 | 44-140 | .314 | 39-51 | .765 | 16 | 87 | 103 | 3.0 | 67 | 2 | 75 | 56 | 10 | 54 | 299 | 8.8 | | | | | |
| 0 | WATTS, Rocket | 19-1 | 255:60 | 13.5 | 33-82 | .402 | 12-45 | .267 | 5-5 | 1.000 | 3 | 14 | 17 | 0.9 | 19 | 0 | 11 | 18 | 0 | 7 | 83 | 4.4 | | | | | |
| 11 | GARCIA, Andersson | 33-3 | 487:27 | 14.8 | 49-90 | .544 | 5-16 | .313 | 40-69 | .580 | 47 | 93 | 140 | 4.2 | 54 | 1 | 46 | 41 | 7 | 37 | 143 | 4.3 | | | | | |
| 2 | DAVIS, Javian | 32-1 | 373:54 | 11.7 | 35-77 | .455 | 0-0 | .000 | 42-66 | .636 | 40 | 35 | 75 | 2.3 | 44 | 1 | 13 | 31 | 4 | 8 | 112 | 3.5 | | | | | |
| 4 | MATTHEWS, Cameron | 33-10 | 601:55 | 18.2 | 36-68 | .529 | 4-13 | .308 | 21-36 | .583 | 40 | 88 | 128 | 3.9 | 82 | 3 | 40 | 30 | 17 | 44 | 97 | 2.9 | | | | | |
| 5 | CARTER, Cam | 27-4 | 227:00 | 8.4 | 20-52 | .385 | 6-20 | .300 | 11-16 | .688 | 4 | 17 | 21 | 0.8 | 18 | 0 | 25 | 19 | 3 | 11 | 57 | 2.1 | | | | | |
| 20 | FOUNTAIN, Derek | 25-3 | 209:46 | 8.4 | 15-44 | .341 | 2-12 | .167 | 14-18 | .778 | 11 | 33 | 44 | 1.8 | 17 | 0 | 11 | 8 | 6 | 11 | 46 | 1.8 | | | | | |
| 44 | APPLEWHITE, Alden | 2-0 | 06:50 | 3.4 | 0-3 | .000 | 0-1 | .000 | 2-2 | 1.000 | 0 | 4 | 4 | 2.0 | 0 | 0 | 0 | 1 | 0 | 0 | 2 | 1.0 | | | | | |
| 25 | STANSBURY, Isaac | 6-0 | 07:46 | 1.3 | 2-2 | 1.000 | 1-1 | 1.000 | 0-0 | .000 | 0 | 1 | 1 | 0.2 | 3 | 0 | 0 | 0 | 0 | 0 | 5 | 0.8 | | | | | |
| 21 | RUMPH, Justin | 5-0 | 06:57 | 1.4 | 1-2 | .500 | 1-2 | .500 | 0-0 | .000 | 0 | 1 | 1 | 0.2 | 0 | 0 | 0 | 0 | 0 | 0 | 3 | 0.6 | | | | | |
| 24 | BRUMFIELD, Tyler | 5-0 | 08:01 | 1.6 | 0-0 | .000 | 0-0 | .000 | 2-4 | .500 | 0 | 0 | 0 | 0.0 | 0 | 0 | 0 | 0 | 1 | 0 | 2 | 0.4 | | | | | |
| Team | | | | | | | | | | | 43 | 51 | 94 | | | | 20 | | | | | | | | | | |
| Total | | 34 | 6875 | | 860-1891 | .455 | 157-532 | .295 | 519-720 | .721 | 384 | 852 | 1236 | 36.4 | 534 | 11 | 455 | 449 | 113 | 269 | 2396 | 70.5 | | | | | |
| Opponents | | 34 | 6875 | | 808-1880 | .430 | 250-784 | .319 | 386-532 | .726 | 295 | 743 | 1038 | 30.5 | 571 | 7 | 468 | 445 | 110 | 241 | 2252 | 66.2 | | | | | |

Team Statistics

| | MSU | OPP |
|------------------------|-----------------|-----------------|
| Scoring | 2396 | 2252 |
| Points per game | 70.5 | 66.2 |
| Scoring margin | +4.2 | - |
| Field goals-att | 860-1891 | 808-1880 |
| Field goal pct | .455 | .430 |
| 3 point fg-att | 157-532 | 250-784 |
| 3-point FG pct | .295 | .319 |
| 3-pt FG made per game | 4.6 | 7.4 |
| Free throws-att | 519-720 | 386-532 |
| Free throw pct | .721 | .726 |
| F-Throws made per game | 15.3 | 11.4 |
| Rebounds | 1236 | 1038 |
| Rebounds per game | 36.4 | 30.5 |
| Rebounding margin | +5.8 | - |
| Assists | 455 | 468 |
| Assists per game | 13.4 | 13.8 |
| Turnovers | 449 | 445 |
| Turnovers per game | 13.2 | 13.1 |
| Turnover margin | -0.1 | - |
| Assist/turnover ratio | 1.0 | 1.1 |
| Steals | 269 | 241 |
| Steals per game | 7.9 | 7.1 |
| Blocks | 113 | 110 |
| Blocks per game | 3.3 | 3.2 |
| Winning streak | 0 | - |
| Home win streak | 0 | - |
| Attendance | 117663 | 121976 |
| Home games-Avg/Game | 17-6921 | 11-11089 |
| Neutral site-Avg/Game | - | 6-6000 |

Team Results

| Date | Opponent | | Score | Att. |
|------------|-------------------|-----|-------|-------|
| 11/10/2021 | North Ala. | W | 75-49 | 6671 |
| 11/13/2021 | Montana | W | 86-49 | 6289 |
| 11/17/2021 | Detroit Mercy | W | 77-64 | 6497 |
| 11/21/2021 | Morehead St. | W | 66-46 | 6108 |
| 11/25/2021 | vs Louisville | L | 58-72 | 1249 |
| 11/27/2021 | vs Richmond | Wot | 82-71 | 1175 |
| 12/02/2021 | Lamar University | W | 75-60 | 5981 |
| 12/05/2021 | Minnesota | L | 76-81 | 6965 |
| 12/11/2021 | vs Colorado St. | L | 63-66 | 2848 |
| 12/14/2021 | Georgia St. | W | 79-50 | 5953 |
| 12/17/2021 | Furman | W | 69-66 | 5797 |
| 12/21/2021 | vs Winthrop | W | 84-63 | 1474 |
| 12/29/2021 | Arkansas | W | 81-68 | 6629 |
| 01/08/2022 | at Ole Miss | L | 72-82 | 6988 |
| 01/12/2022 | Georgia | W | 88-72 | 5973 |
| 01/15/2022 | Alabama | W | 78-76 | 8090 |
| 01/19/2022 | at Florida | L | 72-80 | 10008 |
| 01/22/2022 | Ole Miss | W | 78-60 | 9739 |
| 01/25/2022 | at Kentucky | Lot | 74-82 | 18144 |
| 01/29/2022 | at Texas Tech | L | 50-76 | 15098 |
| 02/01/2022 | South Carolina | W | 78-64 | 6678 |
| 02/05/2022 | at Arkansas | L | 55-63 | 19200 |
| 02/09/2022 | Tennessee | L | 63-72 | 7014 |
| 02/12/2022 | at LSU | L | 65-69 | 10975 |
| 02/16/2022 | at Alabama | L | 75-80 | 9192 |
| 02/18/2022 | Missouri | W | 68-49 | 6813 |
| 02/20/2022 | at Missouri | W | 58-56 | 7009 |
| 02/23/2022 | at South Carolina | L | 56-66 | 10129 |
| 02/26/2022 | Vanderbilt | W | 74-69 | 6829 |
| 03/02/2022 | Auburn | Lot | 68-81 | 9637 |
| 03/05/2022 | at Texas A&M | L | 64-67 | 9955 |
| 03/10/2022 | vs South Carolina | W | 73-51 | 12121 |
| 03/11/2022 | vs Tennessee | L | 59-72 | 17132 |
| 03/16/2022 | at Virginia | L | 57-60 | 5278 |

SERIES HISTORY • MISSISSIPPI STATE VS. ARKANSAS - PINE BLUFF • SWAC OPPONENTS

OVERALL: MSU • 2-0

H: MSU • 1-0 • A: TIED • 0-0 • N: MSU • 1-0

GAME-BY-GAME

| SEASON • DATE | MSU • OPP | RESULT | STREAK | RECORD | LOCATION |
|------------------------|-----------|------------|--------|--------|-----------------|
| 1998-99 • 11/17/1998 | | W • 105-53 | | | Jackson, MS • N |
| 1999-2000 • 11/23/1999 | | W • 107-67 | | | Starkville • H |

MSU VS. SOUTHWESTERN ATHLETIC CONFERENCE SCHOOLS • SWAC • HISTORY • 35-4

| SCHOOL | W-L |
|----------------------------|------------|
| Alabama A&M | 4-1 |
| Alabama State | 4-0 |
| Alcorn State | 4-2 |
| Arkansas-Pine Bluff | 2-0 |
| Bethune-Cookman • BCU | 1-0 |
| Florida A&M • FAMU | 4-0 |
| Grambling | 0-0 |
| Jackson State | 6-0 |
| Mississippi Valley State | 6-0 |
| Prairie View A&M | 2-0 |
| Southern | 0-1 |
| Texas Southern | 2-0 |

PLAYER CAREER STATS

NO. 0 D.J. JEFFRIES • 2019-20 • FRESHMAN • MEMPHIS

| OPPONENT | GS | PTS | REB | ASST | BLK | STL |
|-----------------------------|-----------|------------|-----------|-----------|-----------|-----------|
| South Carolina State | | 5 | 4 | 4 | 4 | 1 |
| Illinois-Chicago • UIC | | 14 | 4 | 0 | 0 | 2 |
| vs. No. 14 Oregon | | 12 | 4 | 1 | 1 | 1 |
| Alcorn State | | 15 | 4 | 3 | 0 | 3 |
| Little Rock • UALR | | 15 | 3 | 0 | 2 | 0 |
| Ole Miss | | 23 | 4 | 1 | 2 | 0 |
| vs. North Carolina State | • | 4 | 4 | 0 | 0 | 0 |
| Bradley | • | 10 | 9 | 0 | 2 | 0 |
| at UAB | • | 10 | 4 | 2 | 1 | 2 |
| at No. 19 Tennessee | • | 11 | 4 | 1 | 1 | 0 |
| Jackson State | • | 13 | 7 | 1 | 0 | 3 |
| New Orleans | • | 10 | 3 | 0 | 1 | 0 |
| Tulane | • | 14 | 7 | 8 | 3 | 0 |
| Georgia | DNP | | | | | |
| at No. 23 Wichita State | • | 3 | 4 | 0 | 1 | 0 |
| at South Florida • USF | • | 3 | 2 | 3 | 1 | 0 |
| Cincinnati | • | 18 | 4 | 1 | 1 | 0 |
| at Tulsa | • | 8 | 3 | 3 | 0 | 2 |
| Southern Methodist • SMU | • | 18 | 4 | 0 | 1 | 0 |
| at Central Florida • UCF | • | 0 | 4 | 0 | 0 | 0 |
| Connecticut • UConn | DNP | | | | | |
| Temple | DNP | | | | | |
| South Florida • USF | DNP | | | | | |
| at Cincinnati | DNP | | | | | |
| at Connecticut • UConn | DNP | | | | | |
| East Carolina | DNP | | | | | |
| No. 22 Houston | DNP | | | | | |
| at Southern Methodist • SMU | DNP | | | | | |
| at Tulane | DNP | | | | | |
| Wichita State | DNP | | | | | |
| at No. 21 Houston | DNP | | | | | |
| TOTALS | 13 | 206 | 82 | 28 | 21 | 14 |

NO. 0 D.J. JEFFRIES • 2020-21 • SOPHOMORE • MEMPHIS

| OPPONENT | GS | PTS | REB | ASST | BLK | STL |
|-----------------------------|-----------|------------|------------|-----------|-----------|-----------|
| vs. Saint Mary's | • | 4 | 9 | 1 | 1 | 1 |
| vs. Western Kentucky | • | 6 | 10 | 2 | 0 | 0 |
| vs. Va. Commonwealth • VCU | • | 17 | 5 | 1 | 1 | 0 |
| Arkansas State | • | 8 | 1 | 1 | 2 | 0 |
| Central Arkansas | • | 15 | 4 | 4 | 0 | 3 |
| Mississippi Valley State | • | 21 | 9 | 2 | 2 | 3 |
| vs. Auburn | • | 16 | 7 | 2 | 1 | 3 |
| at Tulane | • | 18 | 11 | 3 | 0 | 3 |
| Tulsa | • | 6 | 7 | 1 | 1 | 1 |
| South Florida • USF | • | 6 | 3 | 4 | 2 | 1 |
| at Tulsa | • | 5 | 2 | 0 | 0 | 1 |
| Wichita State | • | 5 | 10 | 2 | 0 | 0 |
| at East Carolina | • | 8 | 3 | 0 | 0 | 2 |
| Southern Methodist • SMU | • | 12 | 2 | 0 | 1 | 1 |
| at Southern Methodist • SMU | • | 1 | 2 | 2 | 1 | 0 |
| Central Florida • UCF | • | 9 | 7 | 0 | 0 | 1 |
| Central Florida • UCF | • | 11 | 4 | 2 | 0 | 1 |
| East Carolina | • | 12 | 4 | 1 | 0 | 0 |
| Tulane | • | 6 | 4 | 0 | 1 | 1 |
| at Cincinnati | • | 3 | 5 | 3 | 1 | 0 |
| at South Florida • USF | • | 9 | 4 | 4 | 1 | 0 |
| at No. 9 Houston | • | 6 | 3 | 1 | 0 | 1 |
| vs. Central Florida • UCF | • | 17 | 3 | 2 | 0 | 1 |
| vs. No. 7 Houston | • | 10 | 2 | 0 | 1 | 0 |
| vs. Dayton | • | 10 | 5 | 5 | 1 | 0 |
| vs. Boise State | • | 11 | 4 | 3 | 2 | 1 |
| vs. Colorado State | • | 9 | 7 | 6 | 0 | 0 |
| vs. Mississippi State | • | 15 | 5 | 2 | 5 | 1 |
| TOTALS | 11 | 276 | 142 | 54 | 24 | 26 |

NO. 13 D.J. JEFFRIES • 2021-22 • JUNIOR • MSU

| OPPONENT | GS | PTS | REB | ASST | BLK | STL |
|----------------------|-----------|------------|------------|-----------|-----------|-----------|
| North Alabama | • | 7 | 4 | 1 | 2 | 2 |
| Montana | • | 15 | 2 | 0 | 0 | 1 |
| Detroit Mercy | • | 10 | 5 | 0 | 0 | 1 |
| Morehead State | • | 13 | 10 | 2 | 0 | 0 |
| vs. Louisville | • | 4 | 3 | 1 | 2 | 1 |
| vs. Richmond | • | 13 | 4 | 1 | 2 | 0 |
| Lamar | • | 5 | 7 | 5 | 1 | 0 |
| Minnesota | • | 9 | 9 | 2 | 2 | 0 |
| vs. Colorado State | • | 7 | 6 | 3 | 0 | 0 |
| Georgia State | • | 15 | 4 | 1 | 1 | 0 |
| Furman | • | 14 | 4 | 2 | 0 | 0 |
| vs. Winthrop | • | 19 | 6 | 4 | 0 | 0 |
| Arkansas | • | 10 | 3 | 2 | 1 | 0 |
| at Ole Miss | • | 13 | 4 | 0 | 0 | 0 |
| Georgia | • | 7 | 5 | 5 | 3 | 0 |
| No. 24 Alabama | • | 5 | 2 | 1 | 1 | 1 |
| at Florida | • | 4 | 3 | 1 | 0 | 0 |
| Ole Miss | • | 11 | 4 | 2 | 1 | 3 |
| at No. 12 Kentucky | • | 5 | 4 | 1 | 0 | 0 |
| at No. 13 Texas Tech | • | 11 | 3 | 2 | 0 | 2 |
| South Carolina | • | 10 | 7 | 5 | 0 | 0 |
| at Arkansas | • | 5 | 6 | 3 | 0 | 1 |
| No. 19 Tennessee | • | 13 | 3 | 2 | 0 | 3 |
| at LSU | • | 8 | 6 | 2 | 0 | 0 |
| at No. 25 Alabama | • | 15 | 6 | 2 | 0 | 1 |
| Missouri | • | 12 | 2 | 5 | 0 | 2 |
| at Missouri | • | 6 | 2 | 0 | 1 | 1 |
| at South Carolina | • | 4 | 3 | 3 | 0 | 2 |
| Vanderbilt | • | 7 | 4 | 1 | 0 | 1 |
| No. 5 Auburn | • | 6 | 1 | 1 | 0 | 1 |
| at Texas A&M | • | 7 | 3 | 1 | 1 | 1 |
| vs. South Carolina | • | 0 | 2 | 2 | 0 | 0 |
| vs. No. 9 Tennessee | • | 12 | 6 | 1 | 0 | 0 |
| at Virginia | • | 0 | 1 | 0 | 0 | 0 |
| TOTALS | 31 | 302 | 144 | 63 | 18 | 24 |

NO. 0 D.J. JEFFRIES • 2022-23 • SENIOR • MSU

| OPPONENT | GS | PTS | REB | ASST | BLK | STL |
|--------------------------|----------|-----------|----------|----------|----------|----------|
| Texas A&M-Corpus Christi | • | 7 | 5 | 2 | 0 | 1 |
| vs. Akron | • | 15 | 2 | 1 | 0 | 0 |
| Arkansas-Pine Bluff | | | | | | |
| South Dakota | | | | | | |
| vs. Marquette | | | | | | |
| vs. Georgia Tech/Utah | | | | | | |
| Omaha | | | | | | |
| Mississippi Valley State | | | | | | |
| at Minnesota | | | | | | |
| vs. Jackson State | | | | | | |
| Nicholls State | | | | | | |
| vs. Drake | | | | | | |
| Alabama | | | | | | |
| at Tennessee | | | | | | |
| Ole Miss | | | | | | |
| at Georgia | | | | | | |
| at Auburn | | | | | | |
| Tennessee | | | | | | |
| Florida | | | | | | |
| at Alabama | | | | | | |
| Texas Christian • TCU | | | | | | |
| at South Carolina | | | | | | |
| Missouri | | | | | | |
| LSU | | | | | | |
| at Arkansas | | | | | | |
| Kentucky | | | | | | |
| at Ole Miss | | | | | | |
| at Missouri | | | | | | |
| Texas A&M | | | | | | |
| South Carolina | | | | | | |
| at Vanderbilt | | | | | | |
| TOTALS | 2 | 22 | 7 | 3 | 0 | 1 |

NO. 35 TOLU SMITH • 2018-19 • FRESHMAN • WESTERN KENTUCKY

| OPPONENT | GS | PTS | REB | ASST | BLK | STL |
|-----------------------------|----------|------------|-----------|----------|-----------|----------|
| at No. 25 Washington | | 3 | 0 | 0 | 0 | 0 |
| UT Martin | | 6 | 7 | 0 | 0 | 0 |
| vs. Valparaiso • Valpo | | 4 | 2 | 0 | 0 | 0 |
| vs. West Virginia | | 9 | 2 | 1 | 0 | 0 |
| vs. Central Florida • UCF | | 0 | 2 | 0 | 0 | 0 |
| at Indiana State | | 0 | 1 | 0 | 0 | 0 |
| Tennessee State | | 6 | 2 | 1 | 1 | 0 |
| at Missouri State | | 2 | 0 | 0 | 0 | 0 |
| at Arkansas | | 6 | 4 | 0 | 0 | 0 |
| Troy | | 0 | 2 | 0 | 0 | 0 |
| at Belmont | | 6 | 3 | 1 | 0 | 0 |
| Saint Mary's | | 4 | 2 | 0 | 2 | 0 |
| No. 15 Wisconsin | | 0 | 0 | 0 | 1 | 0 |
| at Charlotte | | 4 | 3 | 0 | 2 | 0 |
| at Old Dominion • ODU | | 2 | 1 | 0 | 0 | 0 |
| at Marshall | | 6 | 3 | 0 | 1 | 0 |
| Florida International • FIU | | 6 | 3 | 1 | 0 | 0 |
| Florida Atlantic • FAU | | 1 | 1 | 1 | 0 | 0 |
| Marshall [C-USA] | | 0 | 1 | 0 | 0 | 0 |
| at Southern Miss • USM | | 0 | 1 | 0 | 0 | 0 |
| at Louisiana Tech | | 5 | 9 | 1 | 2 | 0 |
| Texas-San Antonio • UTSA | | 5 | 5 | 0 | 0 | 1 |
| Texas-El Paso • UTEP | | 4 | 2 | 0 | 0 | 0 |
| at Rice | | 4 | 3 | 0 | 0 | 0 |
| at North Texas | | 4 | 3 | 0 | 0 | 0 |
| Middle Tennessee | | 2 | 1 | 0 | 0 | 0 |
| Alabama-Birmingham • UAB | | 4 | 5 | 0 | 0 | 1 |
| at Old Dominion • ODU | | 4 | 1 | 0 | 0 | 0 |
| at Alabama-Birmingham • UAB | | 4 | 2 | 0 | 0 | 0 |
| Southern Miss • USM | | 4 | 3 | 0 | 0 | 0 |
| Texas-San Antonio • UTSA | | 2 | 1 | 1 | 0 | 0 |
| vs. North Texas | | 5 | 5 | 1 | 1 | 0 |
| vs. Southern Miss • USM | | 0 | 4 | 0 | 0 | 1 |
| vs. Old Dominion • ODU | | 0 | 0 | 0 | 0 | 0 |
| TOTALS | 0 | 112 | 89 | 8 | 10 | 3 |

NO. 35 TOLU SMITH • 2020-21 • RS SOPHOMORE • MSU

| OPPONENT | GS | PTS | REB | ASST | BLK | STL |
|--------------------------|-----------|------------|------------|-----------|-----------|-----------|
| vs. Clemson | • | 12 | 10 | 1 | 2 | 0 |
| vs. Liberty | • | 20 | 7 | 1 | 2 | 0 |
| Texas State | • | 12 | 5 | 1 | 1 | 0 |
| North Texas | • | 12 | 8 | 0 | 1 | 0 |
| Jackson State | • | 19 | 12 | 1 | 0 | 0 |
| vs. Dayton | • | 13 | 7 | 0 | 0 | 0 |
| Central Arkansas | • | 10 | 10 | 0 | 1 | 0 |
| Mississippi Valley State | • | 13 | 12 | 2 | 0 | 0 |
| at Georgia | • | 7 | 6 | 3 | 1 | 2 |
| Kentucky | • | 7 | 12 | 2 | 3 | 0 |
| No. 13 Missouri | • | 15 | 9 | 1 | 1 | 1 |
| at Vanderbilt | • | 18 | 8 | 0 | 1 | 0 |
| Texas A&M | • | 8 | 6 | 1 | 1 | 0 |
| Florida | • | 27 | 14 | 0 | 3 | 0 |
| Ole Miss | • | 10 | 6 | 2 | 0 | 0 |
| at No. 18 Alabama | • | 8 | 9 | 2 | 0 | 3 |
| at No. 18 Tennessee | • | 5 | 6 | 0 | 0 | 1 |
| Iowa State | • | 16 | 7 | 2 | 0 | 2 |
| at Arkansas | • | 10 | 5 | 1 | 0 | 1 |
| at South Carolina | • | 9 | 8 | 1 | 0 | 0 |
| LSU | • | 24 | 11 | 2 | 1 | 0 |
| Vanderbilt | • | 7 | 6 | 0 | 1 | 0 |
| at Ole Miss | • | 12 | 6 | 2 | 0 | 1 |
| South Carolina | • | 9 | 13 | 2 | 0 | 0 |
| No. 6 Alabama | • | 12 | 13 | 0 | 0 | 1 |
| at Texas A&M | • | 8 | 6 | 5 | 1 | 1 |
| at Auburn | • | 20 | 9 | 0 | 0 | 2 |
| vs. Kentucky | • | 13 | 11 | 1 | 0 | 0 |
| vs. No. 5 Alabama | • | 13 | 6 | 1 | 0 | 0 |
| vs. Saint Louis | • | 8 | 6 | 1 | 0 | 2 |
| vs. Richmond | DNP | | | | | |
| vs. Louisiana Tech | DNP | | | | | |
| vs. Memphis | DNP | | | | | |
| TOTALS | 30 | 377 | 254 | 35 | 20 | 17 |

PLAYER CAREER STATS

NO. 35 TOLU SMITH • 2021-22 • RS JUNIOR • MSU

| OPPONENT | GS | PTS | REB | ASST | BLK | STL |
|----------------------|-----------|------------|------------|-----------|----------|-----------|
| North Alabama | DNP | | | | | |
| Montana | DNP | | | | | |
| Detroit Mercy | DNP | | | | | |
| Morehead State | DNP | | | | | |
| vs. Louisville | • | 10 | 7 | 0 | 0 | 0 |
| vs. Richmond | • | 22 | 11 | 0 | 0 | 1 |
| Lamar | • | 14 | 11 | 1 | 0 | 2 |
| Minnesota | • | 7 | 4 | 1 | 0 | 0 |
| vs. Colorado State | DNP | | | | | |
| Georgia State | DNP | | | | | |
| Furman | DNP | | | | | |
| vs. Winthrop | DNP | | | | | |
| Arkansas | • | 18 | 6 | 0 | 0 | 5 |
| at Ole Miss | DNP | | | | | |
| Georgia | DNP | | | | | |
| No. 24 Alabama | • | 6 | 4 | 0 | 0 | 0 |
| at Florida | • | 17 | 6 | 0 | 0 | 2 |
| Ole Miss | • | 11 | 4 | 4 | 1 | 1 |
| at No. 12 Kentucky | DNP | | | | | |
| at No. 13 Texas Tech | DNP | | | | | |
| South Carolina | DNP | | | | | |
| at Arkansas | • | 11 | 6 | 3 | 1 | 0 |
| No. 19 Tennessee | • | 8 | 3 | 1 | 0 | 0 |
| at LSU | • | 15 | 7 | 0 | 1 | 1 |
| at No. 25 Alabama | • | 4 | 3 | 0 | 1 | 0 |
| Missouri | • | 16 | 3 | 1 | 0 | 0 |
| at Missouri | • | 6 | 8 | 1 | 1 | 1 |
| at South Carolina | • | 21 | 2 | 0 | 1 | 0 |
| Vanderbilt | | 22 | 8 | 2 | 0 | 2 |
| No. 5 Auburn | • | 22 | 12 | 2 | 2 | 2 |
| at Texas A&M | • | 18 | 6 | 2 | 0 | 0 |
| vs. South Carolina | • | 20 | 12 | 0 | 0 | 2 |
| vs. No. 9 Tennessee | • | 14 | 2 | 2 | 0 | 0 |
| at Virginia | • | 16 | 11 | 2 | 0 | 1 |
| TOTALS | 20 | 298 | 136 | 22 | 8 | 20 |

NO. 1 TOLU SMITH • 2022-23 • RS SENIOR • MSU

| OPPONENT | GS | PTS | REB | ASST | BLK | STL |
|--------------------------|----------|-----------|-----------|----------|----------|----------|
| Texas A&M-Corpus Christi | • | 19 | 11 | 3 | 1 | 0 |
| vs. Akron | • | 26 | 8 | 1 | 0 | 0 |
| Arkansas-Pine Bluff | | | | | | |
| South Dakota | | | | | | |
| vs. Marquette | | | | | | |
| vs. Georgia Tech/Utah | | | | | | |
| Omaha | | | | | | |
| Mississippi Valley State | | | | | | |
| at Minnesota | | | | | | |
| vs. Jackson State | | | | | | |
| Nicholls State | | | | | | |
| vs. Drake | | | | | | |
| Alabama | | | | | | |
| at Tennessee | | | | | | |
| Ole Miss | | | | | | |
| at Georgia | | | | | | |
| at Auburn | | | | | | |
| Tennessee | | | | | | |
| Florida | | | | | | |
| at Alabama | | | | | | |
| Texas Christian • TCU | | | | | | |
| at South Carolina | | | | | | |
| Missouri | | | | | | |
| LSU | | | | | | |
| at Arkansas | | | | | | |
| Kentucky | | | | | | |
| at Ole Miss | | | | | | |
| at Missouri | | | | | | |
| Texas A&M | | | | | | |
| South Carolina | | | | | | |
| at Vanderbilt | | | | | | |
| TOTALS | 2 | 45 | 19 | 4 | 1 | 0 |

NO. 5 JAMEL HORTON • 2020-21 • JUNIOR • UALBANY

| OPPONENT | GS | PTS | REB | ASST | BLK | STL |
|-------------------|-----------|------------|-----------|-----------|----------|-----------|
| UMBC | | 6 | 1 | 1 | 0 | 0 |
| UMBC | | 10 | 3 | 0 | 0 | 0 |
| Niagara | | 10 | 1 | 4 | 1 | 1 |
| at Vermont | | 8 | 9 | 2 | 1 | 1 |
| at Vermont | | 4 | 4 | 3 | 0 | 0 |
| at Saint Joseph's | • | 3 | 2 | 3 | 0 | 0 |
| NJIT | • | 18 | 2 | 2 | 2 | 2 |
| NJIT | • | 9 | 2 | 7 | 1 | 1 |
| at New Hampshire | • | 19 | 1 | 2 | 2 | 2 |
| at New Hampshire | • | 11 | 4 | 2 | 2 | 2 |
| UMass Lowell | • | 5 | 4 | 5 | 1 | 1 |
| UMass Lowell | • | 14 | 3 | 3 | 5 | 5 |
| Stony Brook | • | 0 | 5 | 0 | 0 | 0 |
| Stony Brook | • | 10 | 1 | 2 | 0 | 0 |
| vs. NJIT | • | 12 | 6 | 7 | 0 | 0 |
| at Hartford | • | 12 | 8 | 7 | 1 | 1 |
| TOTALS | 11 | 151 | 57 | 50 | 4 | 16 |

NO. 5 JAMEL HORTON • 2021-22 • SENIOR • UALBANY

| OPPONENT | GS | PTS | REB | ASST | BLK | STL |
|----------------------|-----------|------------|------------|------------|----------|-----------|
| Towson | • | 2 | 4 | 1 | 1 | 0 |
| at LaSalle | • | 13 | 2 | 4 | 0 | 5 |
| Harvard | • | 10 | 3 | 2 | 0 | 1 |
| at Eastern Kentucky | • | 4 | 2 | 3 | 0 | 1 |
| at No. 10 Kentucky | • | 7 | 3 | 8 | 0 | 3 |
| vs. Eastern Illinois | • | 9 | 6 | 6 | 0 | 1 |
| at Kansas State | • | 4 | 2 | 4 | 0 | 1 |
| at Yale | • | 11 | 4 | 4 | 0 | 0 |
| Columbia | • | 2 | 4 | 6 | 0 | 0 |
| at Boston College | • | 5 | 2 | 5 | 0 | 0 |
| vs. Niagara | • | 12 | 2 | 3 | 1 | 0 |
| at Lehigh | DNP | | | | | |
| Binghamton | • | 23 | 1 | 1 | 0 | 0 |
| at New Hampshire | • | 22 | 2 | 2 | 0 | 2 |
| UMass Lowell | • | 10 | 2 | 2 | 1 | 1 |
| NJIT | • | 14 | 8 | 5 | 0 | 1 |
| at UMBC | • | 15 | 6 | 6 | 0 | 1 |
| Stony Brook | • | 18 | 4 | 5 | 0 | 1 |
| at UMass Lowell | • | 13 | 3 | 6 | 2 | 2 |
| at NJIT | • | 23 | 4 | 3 | 1 | 1 |
| at Vermont | • | 11 | 1 | 4 | 0 | 2 |
| UMBC | • | 17 | 3 | 3 | 0 | 1 |
| at Hartford | • | 14 | 4 | 5 | 0 | 1 |
| Maine | • | 10 | 3 | 4 | 0 | 0 |
| Vermont | • | 14 | 2 | 5 | 0 | 0 |
| at Binghamton | • | 13 | 3 | 6 | 0 | 3 |
| New Hampshire | • | 24 | 5 | 3 | 1 | 0 |
| at Maine | • | 14 | 2 | 3 | 0 | 0 |
| at Stony Brook | • | 14 | 3 | 6 | 0 | 0 |
| Hartford | • | 24 | 4 | 1 | 1 | 3 |
| at Hartford | • | 12 | 9 | 0 | 1 | 2 |
| TOTALS | 30 | 384 | 103 | 116 | 9 | 33 |

NO. 2 JAMEL HORTON JR. • 2022-23 • GRAD SENIOR • MSU

| OPPONENT | GS | PTS | REB | ASST | BLK | STL |
|--------------------------|----------|----------|----------|----------|----------|----------|
| Texas A&M-Corpus Christi | | 2 | 1 | 0 | 0 | 0 |
| vs. Akron | • | 3 | 4 | 0 | 0 | 1 |
| Arkansas-Pine Bluff | | | | | | |
| South Dakota | | | | | | |
| vs. Marquette | | | | | | |
| vs. Georgia Tech/Utah | | | | | | |
| Omaha | | | | | | |
| Mississippi Valley State | | | | | | |
| at Minnesota | | | | | | |
| vs. Jackson State | | | | | | |
| Nicholls State | | | | | | |
| vs. Drake | | | | | | |
| Alabama | | | | | | |
| at Tennessee | | | | | | |
| Ole Miss | | | | | | |
| at Georgia | | | | | | |
| at Auburn | | | | | | |
| Tennessee | | | | | | |
| Florida | | | | | | |
| at Alabama | | | | | | |
| Texas Christian • TCU | | | | | | |
| at South Carolina | | | | | | |
| Missouri | | | | | | |
| LSU | | | | | | |
| at Arkansas | | | | | | |
| Kentucky | | | | | | |
| at Ole Miss | | | | | | |
| at Missouri | | | | | | |
| Texas A&M | | | | | | |
| South Carolina | | | | | | |
| at Vanderbilt | | | | | | |
| TOTALS | 1 | 5 | 5 | 0 | 0 | 1 |

NO. 2 SHAKEEL MOORE • 2020-21 • FRESHMAN • NC STATE

| OPPONENT | GS | PTS | REB | ASST | BLK | STL |
|-----------------------------|----------|------------|-----------|-----------|----------|-----------|
| Charleston Southern | | 9 | 4 | 0 | 0 | 4 |
| North Florida | | 2 | 1 | 0 | 0 | 0 |
| vs. UMass Lowell | | 2 | 1 | 2 | 0 | 1 |
| at Saint Louis | | 5 | 1 | 3 | 0 | 3 |
| Campbell | | 8 | 5 | 2 | 0 | 2 |
| No. 17 North Carolina • UNC | | 17 | 1 | 0 | 0 | 2 |
| Boston College | | 12 | 2 | 2 | 0 | 4 |
| at No. 19 Clemson | | 7 | 10 | 3 | 2 | 0 |
| Miami • Florida | | 2 | 1 | 3 | 0 | 3 |
| at Florida State • FSU | • | 6 | 1 | 1 | 0 | 0 |
| at North Carolina • UNC | | 0 | 0 | 1 | 0 | 0 |
| Wake Forest | | 9 | 3 | 2 | 2 | 0 |
| at Syracuse | | 5 | 0 | 1 | 0 | 1 |
| No. 14 Virginia • UVA | | 2 | 2 | 0 | 0 | 1 |
| at Boston College | | 19 | 6 | 2 | 1 | 2 |
| Syracuse | | 4 | 2 | 2 | 0 | 0 |
| Duke | • | 13 | 2 | 1 | 1 | 3 |
| at Pittsburgh • Pitt | | 2 | 5 | 6 | 0 | 2 |
| at Wake Forest | | 8 | 2 | 0 | 0 | 3 |
| at No. 15 Virginia • UVA | | 12 | 4 | 1 | 1 | 0 |
| Pittsburgh • Pitt | | 2 | 5 | 3 | 0 | 2 |
| at Notre Dame | | 8 | 2 | 3 | 1 | 1 |
| vs. Syracuse | | 6 | 2 | 2 | 0 | 0 |
| vs. Davidson | | 2 | 0 | 1 | 0 | 0 |
| vs. Colorado State | | 8 | 1 | 2 | 0 | 1 |
| TOTALS | 2 | 170 | 63 | 43 | 8 | 35 |

PLAYER CAREER STATS

NO. 3 SHAKEEL MOORE • 2021-22 • SOPHOMORE • MSU

| OPPONENT | GS | PTS | REB | ASST | BLK | STL |
|----------------------|-----------|------------|------------|-----------|-----------|-----------|
| North Alabama | • | 8 | 3 | 1 | 0 | 3 |
| Montana | • | 15 | 4 | 2 | 1 | 2 |
| Detroit Mercy | • | 19 | 2 | 2 | 1 | 2 |
| Morehead State | • | 13 | 0 | 0 | 1 | 5 |
| vs. Louisville | • | 9 | 5 | 1 | 0 | 3 |
| vs. Richmond | • | 8 | 5 | 4 | 0 | 0 |
| Lamar | • | 7 | 1 | 2 | 3 | 2 |
| Minnesota | • | 5 | 2 | 2 | 1 | 1 |
| vs. Colorado State | • | 13 | 6 | 2 | 0 | 3 |
| Georgia State | • | 9 | 6 | 4 | 1 | 1 |
| Furman | • | 12 | 6 | 4 | 0 | 2 |
| vs. Winthrop | • | 10 | 1 | 0 | 1 | 2 |
| Arkansas | • | 15 | 2 | 5 | 0 | 4 |
| at Ole Miss | • | 7 | 1 | 1 | 0 | 0 |
| Georgia | • | 8 | 2 | 2 | 0 | 2 |
| No. 24 Alabama | • | 15 | 5 | 1 | 0 | 1 |
| at Florida | • | 18 | 0 | 1 | 0 | 1 |
| Ole Miss | • | 10 | 3 | 7 | 0 | 2 |
| at No. 12 Kentucky | • | 9 | 3 | 4 | 1 | 0 |
| at No. 13 Texas Tech | • | 2 | 1 | 0 | 0 | 1 |
| South Carolina | • | 4 | 2 | 3 | 0 | 0 |
| at Arkansas | • | 2 | 2 | 0 | 0 | 0 |
| No. 19 Tennessee | • | 5 | 3 | 2 | 0 | 2 |
| at LSU | | 3 | 4 | 1 | 0 | 1 |
| at No. 25 Alabama | | 3 | 1 | 1 | 0 | 0 |
| Missouri | | 2 | 4 | 4 | 0 | 2 |
| at Missouri | | 9 | 7 | 0 | 0 | 2 |
| at South Carolina | | 6 | 2 | 1 | 0 | 4 |
| Vanderbilt | • | 9 | 1 | 2 | 0 | 2 |
| No. 5 Auburn | • | 6 | 2 | 4 | 0 | 2 |
| at Texas A&M | • | 5 | 2 | 1 | 0 | 1 |
| vs. South Carolina | • | 12 | 5 | 5 | 0 | 0 |
| vs. No. 9 Tennessee | • | 15 | 6 | 3 | 0 | 1 |
| at Virginia | • | 6 | 4 | 3 | 0 | 0 |
| TOTALS | 29 | 299 | 103 | 75 | 10 | 54 |

NO. 3 SHAKEEL MOORE • 2022-23 • JUNIOR • MSU

| OPPONENT | GS | PTS | REB | ASST | BLK | STL |
|--------------------------|----------|-----------|-----------|----------|----------|----------|
| Texas A&M-Corpus Christi | | 11 | 4 | 0 | 0 | 3 |
| vs. Akron | | 6 | 6 | 2 | 0 | 4 |
| Arkansas-Pine Bluff | | | | | | |
| South Dakota | | | | | | |
| vs. Marquette | | | | | | |
| vs. Georgia Tech/Utah | | | | | | |
| Omaha | | | | | | |
| Mississippi Valley State | | | | | | |
| at Minnesota | | | | | | |
| vs. Jackson State | | | | | | |
| Nicholls State | | | | | | |
| vs. Drake | | | | | | |
| Alabama | | | | | | |
| at Tennessee | | | | | | |
| Ole Miss | | | | | | |
| at Georgia | | | | | | |
| at Auburn | | | | | | |
| Tennessee | | | | | | |
| Florida | | | | | | |
| at Alabama | | | | | | |
| Texas Christian • TCU | | | | | | |
| at South Carolina | | | | | | |
| Missouri | | | | | | |
| LSU | | | | | | |
| at Arkansas | | | | | | |
| Kentucky | | | | | | |
| at Ole Miss | | | | | | |
| at Missouri | | | | | | |
| Texas A&M | | | | | | |
| South Carolina | | | | | | |
| at Vanderbilt | | | | | | |
| TOTALS | 0 | 17 | 10 | 2 | 0 | 7 |

NO. 4 CAMERON MATTHEWS • 2020-21 • FRESHMAN

| OPPONENT | GS | PTS | REB | ASST | BLK | STL |
|--------------------------|-----------|-----------|-----------|-----------|----------|-----------|
| vs. Clemson | • | 8 | 5 | 0 | 0 | 3 |
| vs. Liberty | • | 2 | 2 | 2 | 0 | 1 |
| Texas State | • | 0 | 3 | 5 | 0 | 2 |
| North Texas | • | 0 | 2 | 3 | 0 | 0 |
| Jackson State | • | 2 | 4 | 2 | 1 | 1 |
| vs. Dayton | • | 5 | 2 | 1 | 1 | 2 |
| Central Arkansas | | 5 | 2 | 2 | 1 | 0 |
| Mississippi Valley State | | 2 | 3 | 3 | 0 | 1 |
| at Georgia | | 2 | 2 | 1 | 0 | 2 |
| Kentucky | | 2 | 4 | 1 | 0 | 2 |
| No. 13 Missouri | | 4 | 3 | 0 | 1 | 0 |
| at Vanderbilt | | 1 | 0 | 0 | 0 | 1 |
| Texas A&M | | 5 | 3 | 1 | 1 | 0 |
| Florida | | 2 | 4 | 1 | 0 | 0 |
| Ole Miss | | 0 | 0 | 2 | 0 | 1 |
| at No. 18 Alabama | | 6 | 7 | 0 | 0 | 2 |
| at No. 18 Tennessee | • | 4 | 2 | 0 | 1 | 1 |
| Iowa State | • | 2 | 2 | 1 | 1 | 1 |
| at Arkansas | | 0 | 2 | 0 | 0 | 0 |
| at South Carolina | | 0 | 2 | 0 | 0 | 0 |
| LSU | DNP | | | | | |
| Vanderbilt | | 0 | 0 | 2 | 1 | 0 |
| at Ole Miss | | 0 | 3 | 0 | 0 | 0 |
| South Carolina | | 0 | 3 | 0 | 0 | 0 |
| No. 6 Alabama | | 0 | 0 | 0 | 0 | 0 |
| at Texas A&M | DNP | | | | | |
| at Auburn | | 4 | 2 | 2 | 0 | 1 |
| vs. Kentucky | | 2 | 2 | 0 | 0 | 0 |
| vs. No. 5 Alabama | | 0 | 1 | 1 | 0 | 0 |
| vs. Saint Louis | | 2 | 6 | 2 | 0 | 2 |
| vs. Richmond | | 2 | 2 | 0 | 0 | 0 |
| vs. Louisiana Tech | • | 2 | 7 | 3 | 0 | 1 |
| vs. Memphis | • | 19 | 6 | 3 | 0 | 1 |
| TOTALS | 10 | 83 | 86 | 38 | 8 | 25 |

NO. 4 CAMERON MATTHEWS • 2021-22 • SOPHOMORE

| OPPONENT | GS | PTS | REB | ASST | BLK | STL |
|----------------------|-----------|-----------|------------|-----------|-----------|-----------|
| North Alabama | • | 7 | 14 | 4 | 2 | 2 |
| Montana | • | 11 | 2 | 1 | 0 | 1 |
| Detroit Mercy | • | 7 | 5 | 4 | 0 | 4 |
| Morehead State | • | 0 | 5 | 2 | 0 | 1 |
| vs. Louisville | | 4 | 7 | 1 | 1 | 0 |
| vs. Richmond | | 7 | 5 | 1 | 1 | 3 |
| Lamar | | 1 | 3 | 1 | 0 | 1 |
| Minnesota | | 2 | 1 | 1 | 0 | 1 |
| vs. Colorado State | • | 2 | 3 | 0 | 0 | 0 |
| Georgia State | DNP | | | | | |
| Furman | | 2 | 2 | 1 | 1 | 3 |
| vs. Winthrop | | 0 | 6 | 1 | 1 | 2 |
| Arkansas | | 0 | 1 | 1 | 0 | 0 |
| at Ole Miss | • | 9 | 10 | 4 | 0 | 3 |
| Georgia | • | 10 | 4 | 4 | 2 | 3 |
| No. 24 Alabama | | 4 | 5 | 1 | 0 | 1 |
| at Florida | | 5 | 5 | 1 | 0 | 3 |
| Ole Miss | | 3 | 6 | 0 | 0 | 0 |
| at No. 12 Kentucky | • | 4 | 8 | 1 | 0 | 4 |
| at No. 13 Texas Tech | • | 0 | 2 | 1 | 0 | 3 |
| South Carolina | • | 2 | 7 | 0 | 3 | 1 |
| at Arkansas | | 0 | 2 | 2 | 0 | 1 |
| No. 19 Tennessee | | 2 | 2 | 1 | 0 | 0 |
| at LSU | | 0 | 2 | 0 | 0 | 0 |
| at No. 25 Alabama | | 4 | 7 | 1 | 2 | 1 |
| Missouri | | 0 | 1 | 0 | 0 | 0 |
| at Missouri | | 2 | 2 | 1 | 0 | 1 |
| at South Carolina | | 2 | 0 | 0 | 0 | 0 |
| Vanderbilt | | 1 | 1 | 0 | 1 | 0 |
| No. 5 Auburn | | 2 | 3 | 1 | 1 | 0 |
| at Texas A&M | | 2 | 4 | 2 | 2 | 3 |
| vs. South Carolina | | 0 | 1 | 1 | 0 | 2 |
| va. No. 9 Tennessee | | 0 | 1 | 1 | 0 | 0 |
| at Virginia | | 2 | 1 | 0 | 0 | 0 |
| TOTALS | 10 | 97 | 128 | 40 | 17 | 44 |

NO. 4 CAMERON MATTHEWS • 2022-23 • JUNIOR

| OPPONENT | GS | PTS | REB | ASST | BLK | STL |
|--------------------------|----------|-----------|-----------|----------|----------|----------|
| Texas A&M-Corpus Christi | • | 4 | 6 | 3 | 5 | 3 |
| vs. Akron | • | 7 | 4 | 1 | 0 | 0 |
| Arkansas-Pine Bluff | | | | | | |
| South Dakota | | | | | | |
| vs. Marquette | | | | | | |
| vs. Georgia Tech/Utah | | | | | | |
| Omaha | | | | | | |
| Mississippi Valley State | | | | | | |
| at Minnesota | | | | | | |
| vs. Jackson State | | | | | | |
| Nicholls State | | | | | | |
| vs. Drake | | | | | | |
| Alabama | | | | | | |
| at Tennessee | | | | | | |
| Ole Miss | | | | | | |
| at Georgia | | | | | | |
| at Auburn | | | | | | |
| Tennessee | | | | | | |
| Florida | | | | | | |
| at Alabama | | | | | | |
| Texas Christian • TCU | | | | | | |
| at South Carolina | | | | | | |
| Missouri | | | | | | |
| LSU | | | | | | |
| at Arkansas | | | | | | |
| Kentucky | | | | | | |
| at Ole Miss | | | | | | |
| at Missouri | | | | | | |
| Texas A&M | | | | | | |
| South Carolina | | | | | | |
| at Vanderbilt | | | | | | |
| TOTALS | 2 | 11 | 10 | 4 | 5 | 3 |

NO. 5 KIMANI HAMILTON • 2022-23 • FRESHMAN

| OPPONENT | GS | PTS | REB | ASST | BLK | STL |
|--------------------------|----------|----------|----------|----------|----------|----------|
| Texas A&M-Corpus Christi | | 0 | 1 | 1 | 0 | 0 |
| vs. Akron | | 0 | 0 | 0 | 0 | 0 |
| Arkansas-Pine Bluff | | | | | | |
| South Dakota | | | | | | |
| vs. Marquette | | | | | | |
| vs. Georgia Tech/Utah | | | | | | |
| Omaha | | | | | | |
| Mississippi Valley State | | | | | | |
| at Minnesota | | | | | | |
| vs. Jackson State | | | | | | |
| Nicholls State | | | | | | |
| vs. Drake | | | | | | |
| Alabama | | | | | | |
| at Tennessee | | | | | | |
| Ole Miss | | | | | | |
| at Georgia | | | | | | |
| at Auburn | | | | | | |
| Tennessee | | | | | | |
| Florida | | | | | | |
| at Alabama | | | | | | |
| Texas Christian • TCU | | | | | | |
| at South Carolina | | | | | | |
| Missouri | | | | | | |
| LSU | | | | | | |
| at Arkansas | | | | | | |
| Kentucky | | | | | | |
| at Ole Miss | | | | | | |
| at Missouri | | | | | | |
| Texas A&M | | | | | | |
| South Carolina | | | | | | |
| at Vanderbilt | | | | | | |
| TOTALS | 0 | 0 | 1 | 1 | 0 | 0 |

PLAYER CAREER STATS

NO. 13 DASHAWN DAVIS • 2021-22 • JUNIOR • OREGON STATE

| OPPONENT | GS | PTS | REB | ASST | BLK | STL |
|-----------------------|-----------|------------|-----------|------------|----------|-----------|
| Portland State | | 5 | 5 | 4 | 0 | 2 |
| at Iowa State | | 3 | 1 | 1 | 0 | 1 |
| at Tulsa | DNP | | | | | |
| Samford | | 11 | 6 | 9 | 0 | 1 |
| Princeton | • | 16 | 4 | 5 | 0 | 2 |
| vs. Wake Forest | • | 2 | 4 | 0 | 1 | 0 |
| vs. Penn State | • | 2 | 5 | 1 | 0 | 0 |
| at California • Cal | | 14 | 4 | 4 | 0 | 0 |
| No. 11 Arizona | • | 9 | 3 | 8 | 0 | 2 |
| UC Davis | • | 13 | 7 | 6 | 0 | 1 |
| Texas A&M | • | 6 | 2 | 7 | 0 | 2 |
| Nicholls State | • | 12 | 5 | 6 | 0 | 4 |
| Utah | • | 13 | 5 | 8 | 0 | 2 |
| Oregon | • | 14 | 3 | 5 | 0 | 0 |
| at No. 5 Southern Cal | • | 11 | 3 | 7 | 0 | 3 |
| at No. 3 UCLA | • | 12 | 4 | 5 | 0 | 1 |
| Washington | • | 17 | 0 | 8 | 0 | 2 |
| at Oregon | • | 0 | 3 | 4 | 0 | 2 |
| at Utah | • | 5 | 4 | 5 | 0 | 0 |
| at Colorado | DNP | | | | | |
| California • Cal | DNP | | | | | |
| Stanford | | 9 | 1 | 9 | 0 | 2 |
| Colorado | • | 22 | 3 | 6 | 0 | 1 |
| at No. 3 Arizona | • | 9 | 1 | 7 | 0 | 0 |
| at Arizona State | • | 13 | 2 | 1 | 0 | 3 |
| No. 16 Southern Cal | • | 31 | 1 | 7 | 0 | 3 |
| No. 12 UCLA | • | 6 | 1 | 3 | 0 | 1 |
| Washington State | • | 13 | 2 | 11 | 0 | 0 |
| at Washington State | DNP | | | | | |
| at Washington | | 17 | 2 | 6 | 0 | 2 |
| vs. Oregon | • | 8 | 3 | 5 | 1 | 1 |
| TOTALS | 21 | 293 | 84 | 148 | 2 | 38 |

NO. 10 DASHAWN DAVIS • 2022-23 • SENIOR • MSU

| OPPONENT | GS | PTS | REB | ASST | BLK | STL |
|--------------------------|----------|-----------|----------|----------|----------|----------|
| Texas A&M-Corpus Christi | • | 6 | 0 | 2 | 0 | 2 |
| vs. Akron | | 8 | 2 | 4 | 0 | 1 |
| Arkansas-Pine Bluff | | | | | | |
| South Dakota | | | | | | |
| vs. Marquette | | | | | | |
| vs. Georgia Tech/Utah | | | | | | |
| Omaha | | | | | | |
| Mississippi Valley State | | | | | | |
| at Minnesota | | | | | | |
| vs. Jackson State | | | | | | |
| Nicholls State | | | | | | |
| vs. Drake | | | | | | |
| Alabama | | | | | | |
| at Tennessee | | | | | | |
| Ole Miss | | | | | | |
| at Georgia | | | | | | |
| at Auburn | | | | | | |
| Tennessee | | | | | | |
| Florida | | | | | | |
| at Alabama | | | | | | |
| Texas Christian • TCU | | | | | | |
| at South Carolina | | | | | | |
| Missouri | | | | | | |
| LSU | | | | | | |
| at Arkansas | | | | | | |
| Kentucky | | | | | | |
| at Ole Miss | | | | | | |
| at Missouri | | | | | | |
| Texas A&M | | | | | | |
| South Carolina | | | | | | |
| at Vanderbilt | | | | | | |
| TOTALS | 1 | 14 | 2 | 6 | 0 | 3 |

NO. 3 ERIC REED JR. • 2020-21 • JUNIOR • SOUTHEAST MISSOURI

| OPPONENT | GS | PTS | REB | ASST | BLK | STL |
|--------------------------|-----------|------------|-----------|-----------|----------|-----------|
| vs. Kansas City | • | 0 | 0 | 0 | 0 | 0 |
| Southern Illinois • C | • | 17 | 5 | 0 | 1 | 1 |
| Lipscomb | | 19 | 2 | 1 | 0 | 1 |
| at Lipscomb | | 5 | 3 | 0 | 0 | 0 |
| at Evansville | | 16 | 4 | 1 | 0 | 1 |
| UT Martin | | 10 | 1 | 1 | 1 | 0 |
| at Indiana State | | 6 | 3 | 0 | 0 | 1 |
| at Tennessee Tech | • | 14 | 2 | 1 | 0 | 0 |
| Tennessee State | • | 13 | 1 | 1 | 0 | 3 |
| at Belmont | • | 8 | 0 | 0 | 0 | 1 |
| Morehead State | • | 6 | 1 | 3 | 0 | 0 |
| at Tennessee State | • | 8 | 1 | 0 | 0 | 0 |
| at Morehead State | • | 6 | 0 | 3 | 0 | 0 |
| at UT Martin | • | 0 | 1 | 3 | 0 | 1 |
| Southern Illinois • E | • | 9 | 2 | 1 | 0 | 0 |
| Eastern Illinois | • | 3 | 3 | 0 | 0 | 0 |
| Murray State | • | 12 | 3 | 1 | 0 | 0 |
| Tennessee Tech | • | 5 | 2 | 3 | 0 | 3 |
| Jacksonville State | • | 12 | 3 | 0 | 0 | 0 |
| at Murray State | • | 8 | 3 | 0 | 0 | 0 |
| at Austin Peay | • | 21 | 5 | 2 | 0 | 0 |
| Austin Peay | • | 22 | 4 | 3 | 0 | 1 |
| Eastern Kentucky | • | 16 | 6 | 6 | 0 | 1 |
| Eastern Kentucky | • | 8 | 2 | 1 | 0 | 0 |
| at Eastern Illinois | • | 27 | 3 | 2 | 0 | 2 |
| at Southern Illinois • E | • | 9 | 5 | 1 | 0 | 0 |
| vs. Morehead State | • | 17 | 5 | 1 | 0 | 0 |
| TOTALS | 22 | 297 | 70 | 35 | 2 | 16 |

NO. 3 ERIC REED JR. • 2021-22 • SENIOR • SOUTHEAST MISSOURI

| OPPONENT | GS | PTS | REB | ASST | BLK | STL |
|--------------------------|-----------|------------|-----------|-----------|----------|-----------|
| at Missouri State | • | 21 | 2 | 0 | 0 | 2 |
| Youngstown State | • | 17 | 3 | 2 | 0 | 0 |
| Arkansas State | • | 15 | 2 | 3 | 0 | 3 |
| Missouri Baptist | • | 6 | 2 | 0 | 0 | 1 |
| at Incarnate Word | • | 23 | 4 | 1 | 0 | 2 |
| vs. Portland | • | 17 | 2 | 0 | 0 | 0 |
| vs. Montana State | • | 5 | 2 | 0 | 1 | 1 |
| Webster | • | 26 | 3 | 4 | 0 | 0 |
| Evansville | DNP | | | | | |
| at Purdue Fort Wayne | • | 14 | 2 | 2 | 1 | 1 |
| at Southern Illinois • C | • | 10 | 2 | 0 | 2 | 2 |
| at Pepperdine | • | 6 | 1 | 1 | 0 | 0 |
| at Cal Baptist | • | 11 | 4 | 3 | 1 | 1 |
| at Murray State | • | 20 | 2 | 0 | 0 | 0 |
| Austin Peay | • | 34 | 8 | 5 | 1 | 1 |
| at Belmont | • | 22 | 3 | 0 | 0 | 0 |
| at Tennessee State | • | 9 | 2 | 1 | 0 | 0 |
| Tennessee State | • | 14 | 5 | 2 | 1 | 1 |
| at Eastern Illinois | • | 9 | 6 | 5 | 1 | 1 |
| Morehead State | • | 11 | 6 | 3 | 4 | 4 |
| Southern Illinois • E | • | 18 | 2 | 0 | 0 | 0 |
| at UT Martin | • | 12 | 3 | 2 | 1 | 1 |
| Eastern Illinois | • | 21 | 4 | 1 | 0 | 0 |
| at Austin Peay | | 2 | 4 | 3 | 1 | 1 |
| Belmont | • | 12 | 3 | 0 | 0 | 0 |
| at Tennessee Tech | • | 35 | 4 | 5 | 1 | 1 |
| at Morehead State | • | 28 | 2 | 3 | 2 | 2 |
| UT Martin | • | 21 | 5 | 3 | 1 | 1 |
| Murray State | • | 9 | 2 | 1 | 2 | 2 |
| vs. Tennessee State | • | 22 | 4 | 1 | 1 | 1 |
| vs. Murray State | • | 12 | 1 | 1 | 1 | 1 |
| TOTALS | 29 | 482 | 95 | 52 | 4 | 30 |

NO. 11 ERIC REED JR. • 2022-23 • GRAD SENIOR • MSU

| OPPONENT | GS | PTS | REB | ASST | BLK | STL |
|--------------------------|----------|----------|----------|----------|----------|----------|
| Texas A&M-Corpus Christi | • | 5 | 1 | 4 | 0 | 0 |
| vs. Akron | • | 3 | 0 | 4 | 0 | 0 |
| Arkansas-Pine Bluff | | | | | | |
| South Dakota | | | | | | |
| vs. Marquette | | | | | | |
| vs. Georgia Tech/Utah | | | | | | |
| Omaha | | | | | | |
| Mississippi Valley State | | | | | | |
| at Minnesota | | | | | | |
| vs. Jackson State | | | | | | |
| Nicholls State | | | | | | |
| vs. Drake | | | | | | |
| Alabama | | | | | | |
| at Tennessee | | | | | | |
| Ole Miss | | | | | | |
| at Georgia | | | | | | |
| at Auburn | | | | | | |
| Tennessee | | | | | | |
| Florida | | | | | | |
| at Alabama | | | | | | |
| Texas Christian • TCU | | | | | | |
| at South Carolina | | | | | | |
| Missouri | | | | | | |
| LSU | | | | | | |
| at Arkansas | | | | | | |
| Kentucky | | | | | | |
| at Ole Miss | | | | | | |
| at Missouri | | | | | | |
| Texas A&M | | | | | | |
| South Carolina | | | | | | |
| at Vanderbilt | | | | | | |
| TOTALS | 2 | 8 | 1 | 8 | 0 | 0 |

NO. 12 KESHAWN MURPHY • 2021-22 • FRESHMAN

| OPPONENT | GS | PTS | REB | ASST | BLK | STL |
|----------------------|----------|----------|----------|----------|----------|----------|
| North Alabama | DNP | | | | | |
| Montana | DNP | | | | | |
| Detroit • Mercy | DNP | | | | | |
| Morehead State | DNP | | | | | |
| vs. Louisville | DNP | | | | | |
| vs. Richmond | DNP | | | | | |
| Lamar | DNP | | | | | |
| Minnesota | DNP | | | | | |
| vs. Colorado State | DNP | | | | | |
| Georgia State | DNP | | | | | |
| Furman | DNP | | | | | |
| vs. Winthrop | DNP | | | | | |
| Arkansas | DNP | | | | | |
| at Ole Miss | DNP | | | | | |
| Georgia | DNP | | | | | |
| No. 24 Alabama | DNP | | | | | |
| at Florida | DNP | | | | | |
| Ole Miss | DNP | | | | | |
| at No. 12 Kentucky | DNP | | | | | |
| at No. 13 Texas Tech | DNP | | | | | |
| South Carolina | DNP | | | | | |
| at Arkansas | DNP | | | | | |
| No. 19 Tennessee | DNP | | | | | |
| at LSU | DNP | | | | | |
| at No. 25 Alabama | DNP | | | | | |
| Missouri | DNP | | | | | |
| at Missouri | DNP | | | | | |
| at South Carolina | DNP | | | | | |
| Vanderbilt | DNP | | | | | |
| No. 5 Auburn | DNP | | | | | |
| at Texas A&M | DNP | | | | | |
| vs. South Carolina | DNP | | | | | |
| vs. No. 9 Tennessee | DNP | | | | | |
| at Virginia | DNP | | | | | |
| TOTALS | 0 | 0 | 0 | 0 | 0 | 0 |

PLAYER CAREER STATS

NO. 12 KESHAWN MURPHY • 2022-23 • RS FRESHMAN

| OPPONENT | GS | PTS | REB | ASST | BLK | STL |
|--------------------------|----------|----------|----------|----------|----------|----------|
| Texas A&M-Corpus Christi | 3 | 0 | 0 | 0 | 0 | 1 |
| vs. Akron | 0 | 1 | 0 | 0 | 0 | 0 |
| Arkansas-Pine Bluff | | | | | | |
| South Dakota | | | | | | |
| vs. Marquette | | | | | | |
| vs. Georgia Tech/Utah | | | | | | |
| Omaha | | | | | | |
| Mississippi Valley State | | | | | | |
| at Minnesota | | | | | | |
| vs. Jackson State | | | | | | |
| Nicholls State | | | | | | |
| vs. Drake | | | | | | |
| Alabama | | | | | | |
| at Tennessee | | | | | | |
| Ole Miss | | | | | | |
| at Georgia | | | | | | |
| at Auburn | | | | | | |
| Tennessee | | | | | | |
| Florida | | | | | | |
| at Alabama | | | | | | |
| Texas Christian • TCU | | | | | | |
| at South Carolina | | | | | | |
| Missouri | | | | | | |
| LSU | | | | | | |
| at Arkansas | | | | | | |
| Kentucky | | | | | | |
| at Ole Miss | | | | | | |
| at Missouri | | | | | | |
| Texas A&M | | | | | | |
| South Carolina | | | | | | |
| at Vanderbilt | | | | | | |
| TOTALS | 0 | 3 | 1 | 0 | 0 | 1 |

NO. 24 WILL MCNAIR JR. • 2019-20 • RS FRESHMAN • NMST

| OPPONENT | GS | PTS | REB | ASST | BLK | STL |
|----------------------------|----------|-----------|-----------|----------|-----------|----------|
| Western New Mexico | 11 | 7 | 0 | 0 | 0 | 0 |
| at Texas-El Paso • UTEP | 0 | 3 | 0 | 0 | 0 | 1 |
| Southern | 1 | 1 | 0 | 1 | 0 | 0 |
| at No. 19 Arizona | 2 | 2 | 0 | 0 | 0 | 0 |
| New Mexico | 0 | 0 | 0 | 0 | 0 | 0 |
| vs. Colorado State | 2 | 2 | 0 | 0 | 0 | 0 |
| vs. South Florida | 2 | 1 | 0 | 0 | 0 | 0 |
| vs. George Mason | 2 | 1 | 0 | 0 | 0 | 0 |
| Texas El Paso • UTEP | 2 | 2 | 0 | 2 | 0 | 0 |
| at Washington State | 0 | 3 | 0 | 2 | 0 | 0 |
| at Denver | 2 | 0 | 0 | 0 | 0 | 0 |
| at New Mexico | 2 | 0 | 0 | 0 | 0 | 0 |
| Arkansas-Pine Bluff | 0 | 5 | 0 | 2 | 0 | 0 |
| vs. Mississippi State | 0 | 0 | 0 | 0 | 0 | 0 |
| Northern New Mexico | 8 | 3 | 1 | 0 | 0 | 0 |
| at Cal Baptist | 0 | 0 | 0 | 0 | 0 | 0 |
| Chicago State | 0 | 4 | 1 | 1 | 1 | 1 |
| Kansas City | 0 | 1 | 0 | 1 | 1 | 0 |
| at Utah Valley | 0 | 1 | 1 | 1 | 1 | 0 |
| at Seattle U | DNP | | | | | |
| at Texas-Rio Grande Valley | DNP | | | | | |
| Cal State Bakersfield | DNP | | | | | |
| Grand Canyon | 2 | 1 | 0 | 0 | 0 | 0 |
| at Chicago State | 4 | 2 | 0 | 0 | 0 | 0 |
| at Kansas City | 2 | 1 | 0 | 0 | 0 | 0 |
| Seattle U | 0 | 1 | 0 | 1 | 0 | 0 |
| Utah Valley | 3 | 0 | 0 | 0 | 0 | 0 |
| Texas-Rio Grande Valley | 0 | 0 | 0 | 0 | 0 | 0 |
| at Grand Canyon | 2 | 2 | 0 | 1 | 0 | 0 |
| at CSU Bakersfield | 2 | 0 | 0 | 0 | 0 | 0 |
| Cal Baptist | 0 | 2 | 0 | 1 | 0 | 0 |
| TOTALS | 0 | 49 | 45 | 3 | 12 | 2 |

NO. 24 WILL MCNAIR JR. • 2020-21 • RS SOPHOMORE • NMST

| OPPONENT | GS | PTS | REB | ASST | BLK | STL |
|-----------------------------|----------|-----------|-----------|----------|----------|----------|
| at Arizona Christian | 4 | 0 | 1 | 1 | 1 | 1 |
| vs. Benedictine Mesa | 8 | 3 | 0 | 1 | 0 | 0 |
| at Cal State Northridge | 3 | 6 | 0 | 0 | 0 | 0 |
| vs. Western New Mexico | 5 | 8 | 0 | 0 | 1 | 1 |
| at Grand Canyon | 4 | 6 | 0 | 0 | 1 | 1 |
| at Grand Canyon | 2 | 2 | 0 | 0 | 0 | 0 |
| vs. Cal Baptist | 6 | 4 | 0 | 1 | 0 | 0 |
| vs. Cal Baptist | 12 | 1 | 0 | 1 | 0 | 0 |
| at Seattle U | 3 | 3 | 1 | 0 | 0 | 0 |
| at Seattle U | 0 | 8 | 0 | 0 | 0 | 0 |
| vs. Utah Valley | 0 | 0 | 0 | 1 | 0 | 0 |
| vs. Utah Valley | 0 | 2 | 1 | 0 | 0 | 0 |
| at Tarleton State | 2 | 4 | 0 | 1 | 1 | 1 |
| at Tarleton State | 2 | 0 | 0 | 0 | 0 | 0 |
| vs. Texas-Rio Grande Valley | 4 | 1 | 0 | 1 | 0 | 0 |
| at Utah Tech | 2 | 0 | 1 | 0 | 0 | 0 |
| at Utah Tech | 2 | 6 | 0 | 1 | 0 | 0 |
| vs. UTRGV | 0 | 4 | 0 | 0 | 0 | 0 |
| vs. Utah Valley | 3 | 5 | 0 | 1 | 0 | 0 |
| vs. Grand Canyon | 0 | 1 | 1 | 0 | 0 | 0 |
| TOTALS | 1 | 62 | 64 | 5 | 9 | 4 |

NO. 13 WILL MCNAIR JR. • 2021-22 • RS JUNIOR • NMST

| OPPONENT | GS | PTS | REB | ASST | BLK | STL |
|----------------------------|-----------|------------|------------|-----------|-----------|-----------|
| UC Irvine | • | 10 | 8 | 2 | 2 | 0 |
| Texas El-Paso • UTEP | • | 3 | 5 | 1 | 0 | 0 |
| vs. Davidson | • | 6 | 7 | 1 | 2 | 1 |
| vs. Utah State | • | 2 | 5 | 1 | 0 | 0 |
| vs. Indiana State | • | 12 | 15 | 5 | 0 | 0 |
| New Mexico Highlands | • | 8 | 2 | 2 | 0 | 1 |
| New Mexico | • | 14 | 8 | 0 | 3 | 0 |
| at Texas-El Paso • UTEP | • | 18 | 0 | 0 | 0 | 0 |
| at New Mexico | • | 4 | 4 | 0 | 2 | 1 |
| at Loyola Marymount | • | 4 | 5 | 1 | 0 | 2 |
| at Washington State | • | 10 | 8 | 0 | 1 | 0 |
| Northern New Mexico | • | 10 | 5 | 1 | 0 | 0 |
| Texas Permian Basin | • | 4 | 5 | 3 | 0 | 0 |
| Chicago State | • | 2 | 2 | 3 | 1 | 1 |
| at Lamar | DNP | | | | | |
| at Texas-Rio Grande Valley | • | 17 | 6 | 2 | 0 | 0 |
| Tarleton State | • | 6 | 6 | 2 | 3 | 0 |
| Abilene Christian | • | 2 | 5 | 0 | 0 | 0 |
| at Sam Houston State | • | 2 | 4 | 1 | 0 | 0 |
| at Stephen F. Austin • SFA | • | 2 | 5 | 1 | 0 | 0 |
| Grand Canyon | • | 4 | 3 | 0 | 0 | 1 |
| Cal Baptist | 2 | 7 | 0 | 2 | 2 | 2 |
| Seattle U | 0 | 0 | 0 | 0 | 0 | 0 |
| at Utah Tech | 7 | 3 | 0 | 0 | 0 | 0 |
| at Utah Valley | 9 | 2 | 0 | 0 | 0 | 0 |
| Utah Tech | 6 | 4 | 1 | 1 | 1 | 1 |
| at Grand Canyon | • | 2 | 1 | 0 | 1 | 0 |
| at Seattle U | • | 14 | 14 | 2 | 3 | 1 |
| at Chicago State | • | 8 | 2 | 0 | 0 | 0 |
| Stephen F. Austin • SFA | • | 11 | 3 | 1 | 1 | 0 |
| Utah Valley | • | 2 | 3 | 1 | 0 | 1 |
| vs. Grand Canyon | 6 | 3 | 0 | 0 | 0 | 0 |
| vs. Abilene Christian | 8 | 9 | 2 | 2 | 1 | 1 |
| vs. No. 21 Connecticut | • | 4 | 3 | 0 | 1 | 0 |
| vs. No. 17 Arkansas | • | 6 | 7 | 0 | 0 | 0 |
| TOTALS | 27 | 225 | 169 | 33 | 25 | 12 |

NO. 13 WILL MCNAIR JR. • 2022-23 • RS SENIOR • MSU

| OPPONENT | GS | PTS | REB | ASST | BLK | STL |
|--------------------------|----------|----------|----------|----------|----------|----------|
| Texas A&M-Corpus Christi | 3 | 6 | 0 | 0 | 0 | 0 |
| vs. Akron | 0 | 2 | 1 | 0 | 0 | 1 |
| Arkansas-Pine Bluff | | | | | | |
| South Dakota | | | | | | |
| vs. Marquette | | | | | | |
| vs. Georgia Tech/Utah | | | | | | |
| Omaha | | | | | | |
| Mississippi Valley State | | | | | | |
| at Minnesota | | | | | | |
| vs. Jackson State | | | | | | |
| Nicholls State | | | | | | |
| vs. Drake | | | | | | |
| Alabama | | | | | | |
| at Tennessee | | | | | | |
| Ole Miss | | | | | | |
| at Georgia | | | | | | |
| at Auburn | | | | | | |
| Tennessee | | | | | | |
| Florida | | | | | | |
| at Alabama | | | | | | |
| Texas Christian • TCU | | | | | | |
| at South Carolina | | | | | | |
| Missouri | | | | | | |
| LSU | | | | | | |
| at Arkansas | | | | | | |
| Kentucky | | | | | | |
| at Ole Miss | | | | | | |
| at Missouri | | | | | | |
| Texas A&M | | | | | | |
| South Carolina | | | | | | |
| at Vanderbilt | | | | | | |
| TOTALS | 0 | 3 | 8 | 1 | 0 | 1 |

NO. 14 TYLER STEVENSON • 2018-19 • FRESHMAN • USM

| OPPONENT | GS | PTS | REB | ASST | BLK | STL |
|--------------------------------|----------|-----------|-----------|----------|----------|----------|
| Southeastern Baptist | 15 | 7 | 1 | 0 | 0 | 0 |
| at Troy | DNP | | | | | |
| vs. North Florida | 3 | 1 | 0 | 0 | 0 | 0 |
| vs. Western Carolina | 1 | 1 | 1 | 0 | 0 | 0 |
| William Carey | 4 | 2 | 0 | 0 | 0 | 0 |
| South Alabama | DNP | | | | | |
| Rust | 12 | 7 | 0 | 0 | 0 | 0 |
| Millsaps | 0 | 2 | 1 | 0 | 0 | 1 |
| at Kansas State | DNP | | | | | |
| at South Dakota | DNP | | | | | |
| at Louisiana Tech | 2 | 2 | 0 | 0 | 0 | 0 |
| at Rice | 0 | 1 | 0 | 0 | 0 | 1 |
| at North Texas | 2 | 1 | 0 | 0 | 0 | 0 |
| Middle Tennessee | DNP | | | | | |
| Alabama-Birmingham • UAB | 0 | 0 | 0 | 0 | 0 | 0 |
| at Charlotte | DNP | | | | | |
| at Old Dominion • ODU | DNP | | | | | |
| Western Kentucky | DNP | | | | | |
| Marshall | 4 | 3 | 0 | 1 | 0 | 0 |
| at Florida International • FIU | 2 | 2 | 0 | 0 | 0 | 0 |
| at Florida Atlantic • FAU | DNP | | | | | |
| Louisiana Tech | DNP | | | | | |
| Texas-San Antonio • UTSA | DNP | | | | | |
| Texas-El Paso • UTEP | 2 | 1 | 0 | 0 | 0 | 0 |
| Alabama-Birmingham • UAB | DNP | | | | | |
| at Western Kentucky | DNP | | | | | |
| at Old Dominion • ODU | DNP | | | | | |
| Texas-San Antonio • UTSA | 2 | 3 | 0 | 0 | 0 | 1 |
| vs. Marshall | DNP | | | | | |
| vs. Western Kentucky | DNP | | | | | |
| at Longwood | 0 | 1 | 0 | 0 | 0 | 0 |
| TOTALS | 0 | 49 | 34 | 3 | 1 | 3 |

PLAYER CAREER STATS

NO. 14 TYLER STEVENSON • 2019-20 • SOPHOMORE • USM

| OPPONENT | GS | PTS | REB | ASST | BLK | STL |
|-----------------------------|-----------|------------|------------|-----------|-----------|-----------|
| Delta State | | 18 | 4 | 1 | 0 | 1 |
| at South Alabama | | 0 | 3 | 2 | 0 | 1 |
| at North Florida | | 13 | 5 | 0 | 0 | 1 |
| at Iowa State | | 2 | 6 | 2 | 0 | 0 |
| William Carey | | 15 | 6 | 1 | 1 | 0 |
| vs. Gonzaga | • | 4 | 2 | 0 | 0 | 0 |
| vs. Seton Hall | | 11 | 3 | 1 | 0 | 0 |
| vs. Alabama | | 10 | 7 | 3 | 1 | 2 |
| Tulane | • | 10 | 9 | 1 | 0 | 1 |
| Southern Illinois • C | • | 15 | 1 | 0 | 0 | 0 |
| North Florida | • | 27 | 6 | 2 | 0 | 2 |
| at Texas tech | | 9 | 4 | 0 | 2 | 0 |
| Tougaloo | • | 19 | 9 | 0 | 1 | 0 |
| Louisiana Tech | • | 12 | 6 | 3 | 0 | 0 |
| at Louisiana Tech | • | 14 | 11 | 0 | 0 | 0 |
| at Texas-El Paso • UTEP | • | 0 | 7 | 0 | 0 | 0 |
| at Texas-San Antonio • UTSA | • | 11 | 9 | 0 | 1 | 0 |
| North Texas | • | 10 | 10 | 1 | 0 | 0 |
| Rice | • | 24 | 8 | 1 | 1 | 0 |
| at Alabama-Birmingham • UAB | • | 12 | 9 | 3 | 0 | 0 |
| at Middle Tennessee | • | 17 | 5 | 0 | 0 | 1 |
| Old Dominion • ODU | • | 18 | 10 | 0 | 2 | 0 |
| Charlotte | • | 14 | 10 | 3 | 1 | 2 |
| at Marshall | • | 10 | 6 | 1 | 1 | 1 |
| at Western Kentucky | • | 14 | 6 | 1 | 0 | 0 |
| Florida Atlantic • FAU | • | 16 | 7 | 2 | 1 | 0 |
| Florida International • FIU | • | 22 | 11 | 2 | 0 | 2 |
| Middle Tennessee | • | 16 | 6 | 3 | 1 | 0 |
| at Texas-El Paso • UTEP | • | 13 | 7 | 2 | 0 | 0 |
| Rice | | 12 | 4 | 0 | 0 | 0 |
| at Middle Tennessee | | 9 | 7 | 0 | 1 | 1 |
| TOTALS | 23 | 397 | 204 | 32 | 14 | 15 |

NO. 14 TYLER STEVENSON • 2020-21 • JUNIOR • USM

| OPPONENT | GS | PTS | REB | ASST | BLK | STL |
|--------------------------------|-----------|------------|------------|-----------|-----------|-----------|
| at Jacksonville | • | 7 | 8 | 3 | 0 | 0 |
| William Carey | • | 27 | 7 | 0 | 0 | 1 |
| at Tulane | • | 4 | 9 | 1 | 0 | 1 |
| South Alabama | • | 10 | 7 | 1 | 0 | 0 |
| at Lamar | • | 7 | 12 | 2 | 2 | 0 |
| Louisiana-Monroe • ULM | • | 6 | 3 | 0 | 0 | 0 |
| Loyola • New Orleans | • | 9 | 8 | 1 | 0 | 0 |
| Texas-El Paso • UTEP | • | 26 | 10 | 0 | 0 | 1 |
| Texas-El Paso • UTEP | • | 10 | 4 | 2 | 0 | 0 |
| at Alabama-Birmingham • UAB | • | 15 | 3 | 1 | 1 | 1 |
| at Alabama-Birmingham • UAB | • | 18 | 7 | 2 | 2 | 1 |
| Middle Tennessee | • | 12 | 7 | 2 | 0 | 1 |
| Middle Tennessee | • | 18 | 8 | 0 | 1 | 1 |
| at Texas-San Antonio • UTSA | • | 23 | 10 | 0 | 0 | 0 |
| at Texas-San Antonio • UTSA | • | 15 | 10 | 1 | 0 | 1 |
| Louisiana Tech | • | 15 | 5 | 4 | 0 | 1 |
| at Louisiana Tech | • | 20 | 7 | 4 | 1 | 0 |
| at Rice | • | 9 | 5 | 2 | 0 | 0 |
| at Rice | • | 29 | 10 | 0 | 1 | 2 |
| North Texas | • | 9 | 4 | 1 | 0 | 1 |
| North Texas | • | 12 | 7 | 0 | 0 | 3 |
| at Florida International • FIU | • | 26 | 9 | 2 | 0 | 0 |
| Florida Atlantic • FAU | • | 11 | 8 | 3 | 1 | 0 |
| Florida Atlantic • FAU | • | 2 | 6 | 1 | 3 | 0 |
| vs. Rice | • | 12 | 3 | 2 | 1 | 0 |
| TOTALS | 25 | 352 | 177 | 35 | 13 | 13 |

NO. 14 TYLER STEVENSON • 2021-22 • SENIOR • USM

| OPPONENT | GS | PTS | REB | ASST | BLK | STL |
|---------------------------------|-----------|------------|------------|-----------|-----------|-----------|
| William Carey | • | 7 | 6 | 0 | 1 | 0 |
| Louisiana-Lafayette • ULL | • | 2 | 7 | 0 | 1 | 2 |
| Lamar | • | 11 | 12 | 2 | 0 | 1 |
| vs. North Carolina Wilmington • | | 15 | 5 | 2 | 1 | 0 |
| vs. UC San Diego | • | 13 | 11 | 0 | 0 | 0 |
| at Montana | • | 21 | 11 | 1 | 2 | 0 |
| at South Alabama | • | 18 | 6 | 0 | 0 | 1 |
| at Southern Illinois • C | • | 9 | 14 | 1 | 3 | 1 |
| Jacksonville | • | 10 | 8 | 0 | 3 | 1 |
| at Louisiana-Monroe • ULM | • | 11 | 4 | 0 | 0 | 0 |
| at East Carolina | • | 16 | 8 | 1 | 2 | 0 |
| at Texas-San Antonio • UTSA | • | 11 | 6 | 0 | 1 | 0 |
| at Texas-El Paso • UTEP | • | 11 | 12 | 1 | 0 | 1 |
| at Louisiana Tech | • | 17 | 6 | 0 | 1 | 0 |
| Louisiana Tech | • | 21 | 10 | 0 | 1 | 0 |
| Southeastern Baptist | • | 29 | 6 | 2 | 2 | 0 |
| at Middle Tennessee | • | 20 | 11 | 2 | 0 | 0 |
| North Texas | • | 17 | 3 | 1 | 3 | 3 |
| Rice | • | 14 | 7 | 0 | 1 | 0 |
| at Florida International • FIU | • | 21 | 10 | 0 | 1 | 0 |
| at Florida Atlantic • FAU | • | 8 | 4 | 0 | 2 | 1 |
| at Alabama-Birmingham • UAB | • | 24 | 4 | 0 | 1 | 0 |
| Western Kentucky | • | 15 | 3 | 1 | 0 | 3 |
| Texas-San Antonio • UTSA | • | 19 | 12 | 1 | 1 | 1 |
| Texas-El Paso • UTEP | • | 0 | 4 | 2 | 0 | 1 |
| Marshall | • | 13 | 10 | 0 | 0 | 1 |
| vs. Texas-San Antonio • UTSA | • | 22 | 7 | 0 | 2 | 1 |
| vs. Florida Atlantic • FAU | • | 10 | 3 | 1 | 1 | 0 |
| TOTALS | 26 | 405 | 210 | 18 | 30 | 18 |

NO. 14 TYLER STEVENSON • 2022-23 • GRAD SENIOR • MSU

| OPPONENT | GS | PTS | REB | ASST | BLK | STL |
|--------------------------|----------|----------|----------|----------|----------|----------|
| Texas A&M-Corpus Christi | | 0 | 3 | 0 | 1 | 1 |
| vs. Akron | | 2 | 6 | 3 | 0 | 1 |
| Arkansas-Pine Bluff | | | | | | |
| South Dakota | | | | | | |
| vs. Marquette | | | | | | |
| vs. Georgia Tech/Utah | | | | | | |
| Omaha | | | | | | |
| Mississippi Valley State | | | | | | |
| at Minnesota | | | | | | |
| vs. Jackson State | | | | | | |
| Nicholls State | | | | | | |
| vs. Drake | | | | | | |
| Alabama | | | | | | |
| at Tennessee | | | | | | |
| Ole Miss | | | | | | |
| at Georgia | | | | | | |
| at Auburn | | | | | | |
| Tennessee | | | | | | |
| Florida | | | | | | |
| at Alabama | | | | | | |
| Texas Christian • TCU | | | | | | |
| at South Carolina | | | | | | |
| Missouri | | | | | | |
| LSU | | | | | | |
| at Arkansas | | | | | | |
| Kentucky | | | | | | |
| at Ole Miss | | | | | | |
| at Missouri | | | | | | |
| Texas A&M | | | | | | |
| South Carolina | | | | | | |
| at Vanderbilt | | | | | | |
| TOTALS | 0 | 2 | 9 | 3 | 1 | 2 |

NO. 21 MARTAVIOUS RUSSELL • 2022-23 • FRESHMAN • MSU

| OPPONENT | GS | PTS | REB | ASST | BLK | STL |
|--------------------------|----------|----------|----------|----------|----------|----------|
| Texas A&M-Corpus Christi | | 0 | 1 | 0 | 0 | 0 |
| vs. Akron | | 0 | 0 | 0 | 0 | 0 |
| Arkansas-Pine Bluff | | | | | | |
| South Dakota | | | | | | |
| vs. Marquette | | | | | | |
| vs. Georgia Tech/Utah | | | | | | |
| Omaha | | | | | | |
| Mississippi Valley State | | | | | | |
| at Minnesota | | | | | | |
| vs. Jackson State | | | | | | |
| Nicholls State | | | | | | |
| vs. Drake | | | | | | |
| Alabama | | | | | | |
| at Tennessee | | | | | | |
| Ole Miss | | | | | | |
| at Georgia | | | | | | |
| at Auburn | | | | | | |
| Tennessee | | | | | | |
| Florida | | | | | | |
| at Alabama | | | | | | |
| Texas Christian • TCU | | | | | | |
| at South Carolina | | | | | | |
| Missouri | | | | | | |
| LSU | | | | | | |
| at Arkansas | | | | | | |
| Kentucky | | | | | | |
| at Ole Miss | | | | | | |
| at Missouri | | | | | | |
| Texas A&M | | | | | | |
| South Carolina | | | | | | |
| at Vanderbilt | | | | | | |
| TOTALS | 0 | 1 | 0 | 0 | 0 | 0 |

NO. 30 SHAWN JONES JR. • 2022-23 • FRESHMAN • MSU

| OPPONENT | GS | PTS | REB | ASST | BLK | STL |
|--------------------------|----------|----------|----------|----------|----------|----------|
| Texas A&M-Corpus Christi | | 3 | 2 | 1 | 0 | 2 |
| vs. Akron | | 3 | 5 | 0 | 0 | 1 |
| Arkansas-Pine Bluff | | | | | | |
| South Dakota | | | | | | |
| vs. Marquette | | | | | | |
| vs. Georgia Tech/Utah | | | | | | |
| Omaha | | | | | | |
| Mississippi Valley State | | | | | | |
| at Minnesota | | | | | | |
| vs. Jackson State | | | | | | |
| Nicholls State | | | | | | |
| vs. Drake | | | | | | |
| Alabama | | | | | | |
| at Tennessee | | | | | | |
| Ole Miss | | | | | | |
| at Georgia | | | | | | |
| at Auburn | | | | | | |
| Tennessee | | | | | | |
| Florida | | | | | | |
| at Alabama | | | | | | |
| Texas Christian • TCU | | | | | | |
| at South Carolina | | | | | | |
| Missouri | | | | | | |
| LSU | | | | | | |
| at Arkansas | | | | | | |
| Kentucky | | | | | | |
| at Ole Miss | | | | | | |
| at Missouri | | | | | | |
| Texas A&M | | | | | | |
| South Carolina | | | | | | |
| at Vanderbilt | | | | | | |
| TOTALS | 0 | 6 | 7 | 1 | 0 | 3 |

PLAYER CAREER STATS

NO. 21 JUSTIN RUMPH • 2019-20 • JUNIOR

| OPPONENT | GS | PTS | REB | ASST | BLK | STL |
|-----------------------------|----------|----------|----------|----------|----------|----------|
| Florida International • FIU | DNP | | | | | |
| Sam Houston State | DNP | | | | | |
| Louisiana-Monroe • ULM | DNP | | | | | |
| New Orleans | DNP | | | | | |
| vs. Tulane | DNP | | | | | |
| vs. No. 17 Villanova | DNP | | | | | |
| at Coastal Carolina | DNP | | | | | |
| Louisiana Tech | DNP | | | | | |
| vs. Kansas State | DNP | | | | | |
| Radford | DNP | | | | | |
| vs. New Mexico State | DNP | | | | | |
| Kent State | DNP | | | | | |
| No. 8 Auburn | DNP | | | | | |
| at Alabama | DNP | | | | | |
| at LSU | DNP | | | | | |
| Missouri | DNP | | | | | |
| Georgia | DNP | | | | | |
| Arkansas | DNP | | | | | |
| at Oklahoma • OU [OKC] | DNP | | | | | |
| at Florida | DNP | | | | | |
| Tennessee | DNP | | | | | |
| at No. 15 Kentucky | DNP | | | | | |
| Vanderbilt | DNP | | | | | |
| at Ole Miss | DNP | | | | | |
| at Arkansas | DNP | | | | | |
| South Carolina | DNP | | | | | |
| at Texas A&M | DNP | | | | | |
| Alabama | DNP | | | | | |
| at Missouri | DNP | | | | | |
| at South Carolina | DNP | | | | | |
| Ole Miss | DNP | | | | | |
| TOTALS | 0 | 0 | 0 | 0 | 0 | 0 |

NO. 21 JUSTIN RUMPH • RS JUNIOR

| OPPONENT | GS | PTS | REB | ASST | BLK | STL |
|--------------------------|----------|----------|----------|----------|----------|----------|
| vs. Clemson | DNP | | | | | |
| vs. Liberty | DNP | | | | | |
| Texas State | DNP | | | | | |
| North Texas | DNP | | | | | |
| Jackson State | DNP | | | | | |
| vs. Dayton | DNP | | | | | |
| Central Arkansas | DNP | | | | | |
| Mississippi Valley State | | 3 | 1 | 0 | 0 | 0 |
| at Georgia | DNP | | | | | |
| Kentucky | DNP | | | | | |
| No. 13 Missouri | DNP | | | | | |
| at Vanderbilt | DNP | | | | | |
| Texas A&M | DNP | | | | | |
| Florida | DNP | | | | | |
| Ole Miss | DNP | | | | | |
| at No. 18 Alabama | DNP | | | | | |
| at No. 18 Tennessee | DNP | | | | | |
| Iowa State | DNP | | | | | |
| at Arkansas | DNP | | | | | |
| at South Carolina | DNP | | | | | |
| LSU | DNP | | | | | |
| Vanderbilt | DNP | | | | | |
| at Ole Miss | DNP | | | | | |
| South Carolina | DNP | | | | | |
| No. 6 Alabama | DNP | | | | | |
| at Texas A&M | DNP | | | | | |
| at Auburn | DNP | | | | | |
| vs. Kentucky | DNP | | | | | |
| vs. No. 5 Alabama | DNP | | | | | |
| vs. Saint Louis | DNP | | | | | |
| vs. Richmond | DNP | | | | | |
| vs. Louisiana Tech | DNP | | | | | |
| vs. Memphis | DNP | | | | | |
| TOTALS | 0 | 3 | 1 | 0 | 0 | 0 |

NO. 21 JUSTIN RUMPH • 2021-22 • RS SENIOR

| OPPONENT | GS | PTS | REB | ASST | BLK | STL |
|----------------------|----------|----------|----------|----------|----------|----------|
| North Alabama | | 3 | 0 | 0 | 0 | 0 |
| Montana | | 0 | 0 | 0 | 0 | 0 |
| Detroit Mercy | DNP | | | | | |
| Morehead State | DNP | | | | | |
| vs. Louisville | DNP | | | | | |
| vs. Richmond | DNP | | | | | |
| Lamar | DNP | | | | | |
| Minnesota | DNP | | | | | |
| vs. Colorado State | DNP | | | | | |
| Georgia State | | 0 | 0 | 0 | 0 | 0 |
| Furman | DNP | | | | | |
| vs. Winthrop | | 0 | 0 | 0 | 0 | 0 |
| Arkansas | DNP | | | | | |
| at Ole Miss | DNP | | | | | |
| Georgia | DNP | | | | | |
| No. 24 Alabama | DNP | | | | | |
| at Florida | DNP | | | | | |
| Ole Miss | DNP | | | | | |
| at No. 12 Kentucky | DNP | | | | | |
| at No. 13 Texas Tech | DNP | | | | | |
| South Carolina | DNP | | | | | |
| at Arkansas | DNP | | | | | |
| No. 19 Tennessee | DNP | | | | | |
| at LSU | DNP | | | | | |
| at No. 25 Alabama | DNP | | | | | |
| Missouri | DNP | | | | | |
| at Missouri | DNP | | | | | |
| at South Carolina | DNP | | | | | |
| Vanderbilt | DNP | | | | | |
| No. 5 Auburn | DNP | | | | | |
| at Texas A&M | DNP | | | | | |
| vs. South Carolina | | 0 | 1 | 0 | 0 | 0 |
| vs. No. 9 Tennessee | DNP | | | | | |
| at Virginia | DNP | | | | | |
| TOTALS | 0 | 3 | 1 | 0 | 0 | 0 |

NO. 15 JUSTIN RUMPH • 2022-23 • GRAD SENIOR

| OPPONENT | GS | PTS | REB | ASST | BLK | STL |
|--------------------------|----------|----------|----------|----------|----------|----------|
| Texas A&M-Corpus Christi | | 0 | 0 | 0 | 0 | 0 |
| vs. Akron | | 0 | 0 | 0 | 0 | 0 |
| Arkansas-Pine Bluff | | | | | | |
| South Dakota | | | | | | |
| vs. Marquette | | | | | | |
| vs. Georgia Tech/Utah | | | | | | |
| Omaha | | | | | | |
| Mississippi Valley State | | | | | | |
| at Minnesota | | | | | | |
| vs. Jackson State | | | | | | |
| Nicholls State | | | | | | |
| vs. Drake | | | | | | |
| Alabama | | | | | | |
| at Tennessee | | | | | | |
| Ole Miss | | | | | | |
| at Georgia | | | | | | |
| at Auburn | | | | | | |
| Tennessee | | | | | | |
| Florida | | | | | | |
| at Alabama | | | | | | |
| Texas Christian • TCU | | | | | | |
| at South Carolina | | | | | | |
| Missouri | | | | | | |
| LSU | | | | | | |
| at Arkansas | | | | | | |
| Kentucky | | | | | | |
| at Ole Miss | | | | | | |
| at Missouri | | | | | | |
| Texas A&M | | | | | | |
| South Carolina | | | | | | |
| at Vanderbilt | | | | | | |
| TOTALS | 0 | 0 | 0 | 0 | 0 | 0 |

NO. 24 TYLER BRUMFIELD • 2021-22 • FRESHMAN

| OPPONENT | GS | PTS | REB | ASST | BLK | STL |
|----------------------|----------|----------|----------|----------|----------|----------|
| North Alabama | | 0 | 0 | 0 | 0 | 0 |
| Montana | | 0 | 0 | 0 | 0 | 0 |
| Detroit Mercy | DNP | | | | | |
| Morehead State | DNP | | | | | |
| vs. Louisville | DNP | | | | | |
| vs. Richmond | DNP | | | | | |
| Lamar | DNP | | | | | |
| Minnesota | DNP | | | | | |
| vs. Colorado State | DNP | | | | | |
| Georgia State | | 2 | 0 | 0 | 1 | 0 |
| Furman | DNP | | | | | |
| vs. Winthrop | | 0 | 0 | 0 | 0 | 0 |
| Arkansas | DNP | | | | | |
| at Ole Miss | DNP | | | | | |
| Georgia | DNP | | | | | |
| No. 24 Alabama | DNP | | | | | |
| at Florida | DNP | | | | | |
| Ole Miss | DNP | | | | | |
| at No. 12 Kentucky | DNP | | | | | |
| at No. 13 Texas Tech | DNP | | | | | |
| South Carolina | DNP | | | | | |
| at Arkansas | DNP | | | | | |
| No. 19 Tennessee | DNP | | | | | |
| at LSU | DNP | | | | | |
| at No. 25 Alabama | DNP | | | | | |
| Missouri | DNP | | | | | |
| at Missouri | DNP | | | | | |
| at South Carolina | DNP | | | | | |
| Vanderbilt | DNP | | | | | |
| No. 5 Auburn | DNP | | | | | |
| at Texas A&M | DNP | | | | | |
| vs. South Carolina | | 0 | 0 | 0 | 0 | 0 |
| vs. No. 9 Tennessee | DNP | | | | | |
| at Virginia | DNP | | | | | |
| TOTALS | 0 | 2 | 0 | 0 | 1 | 0 |

NO. 24 TYLER BRUMFIELD • 2022-23 • SOPHOMORE

| OPPONENT | GS | PTS | REB | ASST | BLK | STL |
|--------------------------|----------|----------|----------|----------|----------|----------|
| Texas A&M-Corpus Christi | DNP | | | | | |
| vs. Akron | DNP | | | | | |
| Arkansas-Pine Bluff | | | | | | |
| South Dakota | | | | | | |
| vs. Marquette | | | | | | |
| vs. Georgia Tech/Utah | | | | | | |
| Omaha | | | | | | |
| Mississippi Valley State | | | | | | |
| at Minnesota | | | | | | |
| vs. Jackson State | | | | | | |
| Nicholls State | | | | | | |
| vs. Drake | | | | | | |
| Alabama | | | | | | |
| at Tennessee | | | | | | |
| Ole Miss | | | | | | |
| at Georgia | | | | | | |
| at Auburn | | | | | | |
| Tennessee | | | | | | |
| Florida | | | | | | |
| at Alabama | | | | | | |
| Texas Christian • TCU | | | | | | |
| at South Carolina | | | | | | |
| Missouri | | | | | | |
| LSU | | | | | | |
| at Arkansas | | | | | | |
| Kentucky | | | | | | |
| at Ole Miss | | | | | | |
| at Missouri | | | | | | |
| Texas A&M | | | | | | |
| South Carolina | | | | | | |
| at Vanderbilt | | | | | | |
| TOTALS | 0 | 0 | 0 | 0 | 0 | 0 |

PLAYER CAREER STATS

NO. 25 ISAAC STANSBURY • 2020-21 • RS FRESHMAN

| OPPONENT | GS | PTS | REB | ASST | BLK | STL |
|--------------------------|----------|----------|----------|----------|----------|----------|
| vs. Clemson | DNP | | | | | |
| vs. Liberty | DNP | | | | | |
| Texas State | DNP | | | | | |
| North Texas | DNP | | | | | |
| Jackson State | DNP | | | | | |
| vs. Dayton | DNP | | | | | |
| Central Arkansas | DNP | | | | | |
| Mississippi Valley State | | 0 | 0 | 1 | 0 | 1 |
| at Georgia | DNP | | | | | |
| Kentucky | DNP | | | | | |
| No. 13 Missouri | DNP | | | | | |
| at Vanderbilt | DNP | | | | | |
| Texas A&M | DNP | | | | | |
| Florida | DNP | | | | | |
| Ole Miss | DNP | | | | | |
| at No. 18 Alabama | DNP | | | | | |
| at No. 18 Tennessee | DNP | | | | | |
| Iowa State | | 0 | 0 | 0 | 0 | 1 |
| at Arkansas | DNP | | | | | |
| at South Carolina | DNP | | | | | |
| LSU | DNP | | | | | |
| Vanderbilt | DNP | | | | | |
| at Ole Miss | DNP | | | | | |
| South Carolina | DNP | | | | | |
| No. 6 Alabama | DNP | | | | | |
| at Texas A&M | DNP | | | | | |
| at Auburn | DNP | | | | | |
| vs. Kentucky | DNP | | | | | |
| vs. No. 5 Alabama | DNP | | | | | |
| vs. Saint Louis | DNP | | | | | |
| vs. Richmond | DNP | | | | | |
| vs. Louisiana Tech | DNP | | | | | |
| vs. Memphis | DNP | | | | | |
| TOTALS | 0 | 0 | 0 | 1 | 0 | 2 |

NO. 25 ISAAC STANSBURY • 2021-22 • RS SOPHOMORE

| OPPONENT | GS | PTS | REB | ASST | BLK | STL |
|----------------------|----------|----------|----------|----------|----------|----------|
| North Alabama | | 0 | 0 | 0 | 0 | 0 |
| Montana | | 0 | 0 | 0 | 0 | 0 |
| Detroit Mercy | DNP | | | | | |
| Morehead State | DNP | | | | | |
| vs. Louisville | DNP | | | | | |
| vs. Richmond | DNP | | | | | |
| Lamar | DNP | | | | | |
| Minnesota | DNP | | | | | |
| vs. Colorado State | DNP | | | | | |
| Georgia State | | 2 | 0 | 0 | 0 | 0 |
| Furman | DNP | | | | | |
| vs. Winthrop | | 3 | 1 | 0 | 0 | 0 |
| Arkansas | DNP | | | | | |
| at Ole Miss | DNP | | | | | |
| Georgia | | 0 | 0 | 0 | 0 | 0 |
| No. 24 Alabama | DNP | | | | | |
| at Florida | DNP | | | | | |
| Ole Miss | DNP | | | | | |
| at No. 12 Kentucky | DNP | | | | | |
| at No. 13 Texas Tech | DNP | | | | | |
| South Carolina | DNP | | | | | |
| at Arkansas | DNP | | | | | |
| No. 19 Tennessee | DNP | | | | | |
| at LSU | DNP | | | | | |
| at No. 25 Alabama | DNP | | | | | |
| Missouri | DNP | | | | | |
| at Missouri | DNP | | | | | |
| at South Carolina | DNP | | | | | |
| Vanderbilt | DNP | | | | | |
| No. 5 Auburn | DNP | | | | | |
| at Texas A&M | DNP | | | | | |
| vs. South Carolina | | 0 | 0 | 0 | 0 | 0 |
| vs. No. 9 Tennessee | DNP | | | | | |
| at Virginia | DNP | | | | | |
| TOTALS | 0 | 5 | 1 | 0 | 0 | 0 |

NO. 25 ISAAC STANSBURY • 2022-23 • RS JUNIOR

| OPPONENT | GS | PTS | REB | ASST | BLK | STL |
|--------------------------|----------|----------|----------|----------|----------|----------|
| Texas A&M-Corpus Christi | | 0 | 0 | 0 | 0 | 0 |
| vs. Akron | DNP | | | | | |
| Arkansas-Pine Bluff | | | | | | |
| South Dakota | | | | | | |
| vs. Marquette | | | | | | |
| vs. Georgia Tech/Utah | | | | | | |
| Omaha | | | | | | |
| Mississippi Valley State | | | | | | |
| at Minnesota | | | | | | |
| vs. Jackson State | | | | | | |
| Nicholls State | | | | | | |
| vs. Drake | | | | | | |
| Alabama | | | | | | |
| at Tennessee | | | | | | |
| Ole Miss | | | | | | |
| at Georgia | | | | | | |
| at Auburn | | | | | | |
| Tennessee | | | | | | |
| Florida | | | | | | |
| at Alabama | | | | | | |
| Texas Christian • TCU | | | | | | |
| at South Carolina | | | | | | |
| Missouri | | | | | | |
| LSU | | | | | | |
| at Arkansas | | | | | | |
| Kentucky | | | | | | |
| at Ole Miss | | | | | | |
| at Missouri | | | | | | |
| Texas A&M | | | | | | |
| South Carolina | | | | | | |
| at Vanderbilt | | | | | | |
| TOTALS | 0 | 0 | 0 | 0 | 0 | 0 |

PLAYER SEASON & CAREER HIGHS

NO. 0 D.J. JEFFRIES

2022-23 SEASON

CAREER

| | | |
|---|----------|--|
| 15 • vs. Akron • 11/11/22 | PTS | 23 • Ole Miss • 11/23/19 • MEM |
| 5 • Texas A&M-Corpus Christi • 11/07/22 | REB | 11 • at Tulane • 12/16/20 • MEM |
| 6 • vs. Akron • 11/11/22 | FGM | 10 • Ole Miss • 11/23/19 • MEM |
| 2 • vs. Akron • 11/11/22 | 3-PT FGM | 4 • Cincinnati • 01/16/20 • MEM |
| 1 • vs. Akron • 11/11/22 | FTM | 5 • 4x • Last: at Texas A&M • 03/05/22 • MSU |
| 2 • Texas A&M-Corpus Christi • 11/07/22 | ASST | 8 • Tulane • 12/31/19 • MEM |
| | BLK | 5 • vs. Mississippi State • 03/28/21 • MEM |
| 1 • Texas A&M-Corpus Christi • 11/07/22 | STL | 3 • 8x • Last: No. 19 Tennessee • 02/09/22 • MSU |
| 26 • 2x • Last: vs. Akron • 11/11/22 | MIN | 38 • at Tulane • 12/16/20 • MEM |

NO. 1 TOLU SMITH

2022-23 SEASON

CAREER

| | | |
|--|----------|--------------------------------------|
| 26 • vs. Akron • 11/11/22 | PTS | 27 • Florida • 01/16/21 |
| 11 • Texas A&M-Corpus Christi • 11/07/22 | REB | 14 • Florida • 01/16/21 |
| 11 • vs. Akron • 11/11/22 | FGM | 11 • 2x • Last: vs. Akron • 11/11/22 |
| | 3-PT FGM | |
| 4 • Texas A&M-Corpus Christi • 11/07/22 | FTM | 8 • Arkansas • 12/29/21 |
| 3 • Texas A&M-Corpus Christi • 11/07/22 | ASST | 5 • at Texas A&M • 03/03/21 |
| 1 • Texas A&M-Corpus Christi • 11/07/22 | BLK | 3 • 2x • Last: Florida • 01/16/21 |
| | STL | 5 • Arkansas • 12/29/21 |
| 27 • Texas A&M-Corpus Christi • 11/07/22 | MIN | 39 • No. 5 Auburn • 03/02/22 |

NO. 2 JAMEL HORTON JR.

2022-23 SEASON

CAREER

| | | |
|-------------------------------------|----------|---|
| 3 • vs. Akron • 11/11/22 | PTS | 24 • 2x • Last: Hartford • 03/01/22 • ALB |
| 4 • vs. Akron • 11/11/22 | REB | 9 • 2x • Last: at Hartford • 03/06/22 • ALB |
| 1 • 2x • Last: vs. Akron • 11/11/22 | FGM | 11 • Hartford • 03/01/22 • ALB |
| 1 • vs. Akron • 11/07/22 | 3-PT FGM | 3 • 4x • Last: at NJIT • 01/29/22 • ALB |
| | FTM | 9 • New Hampshire • 02/19/22 • ALB |
| | ASST | 8 • at No. 10 Kentucky • 11/22/21 • ALB |
| | BLK | 2 • at UMass Lowell • 01/26/22 • ALB |
| 1 • vs. Akron • 11/11/22 | STL | 5 • 2x • Last: at LaSalle • 11/13/21 • ALB |
| 18 • vs. Akron • 11/11/22 | MIN | 42 • at UMass Lowell • 01/26/22 • ALB |

NO. 3 SHAKEEL MOORE

2022-23 SEASON

CAREER

| | | |
|--|----------|--|
| 11 • Texas A&M-Corpus Christi • 11/07/22 | PTS | 19 • 2x • Last: Detroit Mercy • 11/21/21 • MSU |
| 6 • vs. Akron • 11/11/22 | REB | 10 • at No. 19 Clemson • 01/05/21 • NC ST |
| 5 • Texas A&M-Corpus Christi • 11/07/22 | FGM | 8 • at Boston College • 02/06/20 • NC ST |
| | 3-PT FGM | 4 • Detroit • Mercy • 11/17/21 • MSU |
| 1 • Texas A&M-Corpus Christi • 11/07/22 | FTM | 9 • No. 24 Alabama • 01/15/21 • MSU |
| 2 • vs. Akron • 11/11/22 | ASST | 7 • Ole Miss • 01/22/22 • MSU |
| | BLK | 3 • Lamar • 12/02/2021 • MSU |
| 4 • vs. Akron • 11/11/22 | STL | 5 • Morehead State • 11/21/21 • MSU |
| 24 • vs. Akron • 11/11/22 | MIN | 38 • at No. 12 Kentucky • 01/25/22 • MSU |

NO. 4 CAMERON MATTHEWS

2022-23 SEASON

CAREER

| | | |
|--|----------|--|
| 7 • vs. Akron • 11/11/22 | PTS | 19 • vs. Memphis • 03/28/21 |
| 6 • Texas A&M-Corpus Christi • 11/07/22 | REB | 14 • North Alabama • 11/10/21 |
| 3 • vs. Akron • 11/11/22 | FGM | 6 • vs. Memphis • 03/28/21 |
| 1 • vs. Akron • 11/11/22 | 3-PT FGM | 3 • 2x • Last: Montana • 11/13/21 |
| 2 • Texas A&M-Corpus Christi • 11/07/22 | FTM | 5 • vs. Richmond • 11/27/21 |
| 3 • Texas A&M-Corpus Christi • 11/07/22 | ASST | 5 • Texas State • 11/30/20 |
| 5 • Texas A&M-Corpus Christi • 11/07/22 | BLK | 5 • Texas A&M-Corpus Christi • 11/07/22 |
| 3 • Texas A&M-Corpus Christi • 11/07/22 | STL | 4 • 2x • Last: at No. 12 Kentucky • 01/25/22 |
| 23 • Texas A&M-Corpus Christi • 11/07/22 | MIN | 36 • vs. Dayton • 12/12/20 |

NO. 5 KIMANI HAMILTON

2022-23 SEASON

CAREER

| | | |
|---|----------|---|
| | PTS | |
| 1 • Texas A&M-Corpus Christi • 11/07/22 | REB | 1 • Texas A&M-Corpus Christi • 11/07/22 |
| | FGM | |
| | 3-PT FGM | |
| | FTM | |
| 1 • Texas A&M-Corpus Christi • 11/07/22 | ASST | 1 • Texas A&M-Corpus Christi • 11/07/22 |
| | BLK | |
| | STL | |
| 2 • 2x • Last: vs. Akron • 11/11/22 | MIN | 2 • 2x • Last: vs. Akron • 11/11/22 |

NO. 10 DASHAWN DAVIS

2022-23 SEASON

CAREER

| | | |
|--|----------|---|
| 8 • vs. Akron • 11/11/22 | PTS | 31 • No. 16 Southern Cal • USC • 02/24/22 • OSU |
| 2 • vs. Akron • 11/11/22 | REB | 7 • UC Davis • 12/14/21 • OSU |
| 3 • vs. Akron • 11/11/22 | FGM | 14 • No. 16 Southern Cal • USC • 02/24/22 • OSU |
| 2 • 2x • Last: vs. Akron • 11/11/22 | 3-PT FGM | 2 • 3x • Last: vs. Akron • 11/11/22 • MSU |
| | FTM | 5 • Washington • 01/20/22 • OSU |
| 4 • vs. Akron • 11/11/22 | ASST | 11 • Washington State • 02/28/22 • OSU |
| | BLK | 1 • 2x • Last: vs. Oregon • 03/09/22 • OSU |
| 2 • Texas A&M-Corpus Christi • 11/07/22 | STL | 4 • Nicholls • 12/21/21 • OSU |
| 29 • Texas A&M-Corpus Christi • 11/07/22 | MIN | 45 • No. 16 Southern Cal • USC • 02/24/22 • OSU |

NO. 11 ERIC REED JR.

2022-23 SEASON

CAREER

| | | |
|--|----------|---|
| 5 • Texas A&M-Corpus Christi • 11/07/22 | PTS | 35 • at Tennessee Tech • 02/17/22 • SEMO |
| 1 • Texas A&M-Corpus Christi • 11/07/22 | REB | 8 • Austin Peay • 01/01/22 • SEMO |
| 2 • Texas A&M-Corpus Christi • 11/07/22 | FGM | 11 • at Tennessee Tech • 02/17/22 • SEMO |
| 1 • 2x • Last: vs. Akron • 11/11/22 | 3-PT FGM | 7 • 2x • Last: Austin Peay • 01/01/22 • SEMO |
| | FTM | 10 • 3x • Last: at Morehead State • 02/19/22 • SEMO |
| 4 • 2x • Last: vs. Akron • 11/11/22 | ASST | 6 • Eastern Kentucky • 02/20/21 • SEMO |
| | BLK | 1 • 6x • Last: Belmont • 02/12/22 • SEMO |
| | STL | 4 • Morehead State • 01/27/22 • SEMO |
| 20 • Texas A&M-Corpus Christi • 11/07/22 | MIN | 42 • Tennessee State • 01/02/21 • SEMO |

NO. 13 WILL MCNAIR JR.

2022-23 SEASON

CAREER

| | | |
|---|----------|--|
| 3 • Texas A&M-Corpus Christi • 11/07/22 | PTS | 18 • Texas-El Paso • UTEP • 12/03/21 • NMST |
| 6 • Texas A&M-Corpus Christi • 11/07/22 | REB | 15 • vs. Indiana State • 11/21/21 • NMST |
| 1 • Texas A&M-Corpus Christi • 11/07/22 | FGM | 9 • Texas-El Paso • UTEP • 12/03/21 • NMST |
| | 3-PT FGM | 1 • 5x • Last: vs. Abilene Christian • 03/12/22 • NMST |
| 1 • Texas A&M-Corpus Christi • 11/07/22 | FTM | 3 • Western New Mexico • 11/05/19 • NMST |
| 1 • vs. Akron • 11/11/22 | ASST | 5 • vs. Indiana State • 11/21/21 • NMST |
| | BLK | 3 • 3x • Last: at Seattle • 02/21/22 • NMST |
| 1 • vs. Akron • 11/11/22 | STL | 2 • at Loyola Marymount • 12/11/21 • NMST |
| 12 • vs. Akron • 11/11/22 | MIN | 35 • New Mexico • 11/30/21 • NMST |

NO. 14 TYLER STEVENSON

2022-23 SEASON

CAREER

| | | |
|---|----------|---|
| 2 • vs. Akron • 11/11/22 | PTS | 29 • 2x • Last: Southeastern Baptist • 01/19/22 • USM |
| 6 • vs. Akron • 11/11/22 | REB | 14 • at SIU Carbondale • 12/04/21 • USM |
| | FGM | 13 • Southeastern Baptist • 01/19/22 • USM |
| | 3-PT FGM | 1 • at Alabama-Birmingham • UAB • 02/10/22 • USM |
| 2 • vs. Akron • 11/11/22 | FTM | 10 • Texas-El Paso • UTEP • 01/01/21 • USM |
| 3 • vs. Akron • 11/11/22 | ASST | 4 • 2x • Last: at Louisiana Tech • 01/30/21 • USM |
| 1 • Texas A&M-Corpus Christi • 11/07/22 | BLK | 3 • 4x • Last: North Texas • 01/27/22 • USM |
| 1 • 2x • Last: vs. Akron • 11/11/22 | STL | 3 • 3x • Last: Western Kentucky • 02/14/22 • USM |
| 22 • vs. Akron • 11/11/22 | MIN | 42 • 2x • Last: Texas-San Antonio • UTSA • 02/17/22 • USM |

NO. 21 MARTAVIOUS RUSSELL

2022-23 SEASON

CAREER

| | | |
|---|----------|---|
| 1 • Texas A&M-Corpus Christi • 11/07/22 | PTS | |
| | REB | 1 • Texas A&M-Corpus Christi • 11/07/22 |
| | FGM | |
| | 3-PT FGM | |
| | FTM | |
| | ASST | |
| | BLK | |
| | STL | |
| 2 • vs. Akron • 11/11/22 | MIN | 2 • vs. Akron • 11/11/22 |

NO. 30 SHAWN JONES JR.

2022-23 SEASON

CAREER

| | | |
|--|----------|--|
| 3 • 2x • Last: vs. Akron • 11/11/22 | PTS | 3 • Texas A&M-Corpus Christi • 11/07/22 |
| 5 • vs. Akron • 11/11/22 | REB | 5 • vs. Akron • 11/11/22 |
| 1 • 2x • Last: vs. Akron • 11/11/22 | FGM | 1 • 2x • Last: vs. Akron • 11/11/22 |
| 1 • Texas A&M-Corpus Christi • 11/07/22 | 3-PT FGM | 1 • Texas A&M-Corpus Christi • 11/07/22 |
| 1 • vs. Akron • 11/11/22 | FTM | 1 • vs. Akron • 11/11/22 |
| 1 • Texas A&M-Corpus Christi • 11/07/22 | ASST | 1 • Texas A&M-Corpus Christi • 11/07/22 |
| | BLK | |
| 2 • Texas A&M-Corpus Christi • 11/07/22 | STL | 2 • Texas A&M-Corpus Christi • 11/07/22 |
| 13 • Texas A&M-Corpus Christi • 11/07/22 | MIN | 13 • Texas A&M-Corpus Christi • 11/07/22 |



#0 D.J. Jeffries

Forward • 6-7 • 225 • SR • 1L • Olive Branch, Mississippi • Olive Branch HS • Memphis

2022-23 OVERALL

PPG 11.0 RPG 3.5 APG 1.5 SPG 0.5 BPG 0.0

2021-22 OVERALL

PPG 8.9 RPG 4.2 APG 1.9 SPG 0.7 BPG 0.5

D.J. JEFFRIES' SEASON • CAREER HIGHS

POINTS

| | | |
|--------|-----------------------------|-----|
| Season | 15 • vs. Akron • 11/11/2022 | |
| Career | 23 • Ole Miss • 11/23/2019 | MEM |

REBOUNDS

| | | |
|--------|---|-----|
| Season | 5 • Texas A&M-Corpus Christi • 11/07/2022 | |
| Career | 11 • at Tulane • 12/16/2020 | MEM |

FIELD GOALS MADE

| | | |
|--------|----------------------------|-----|
| Season | 6 • vs. Akron • 11/11/2022 | |
| Career | 10 • Ole Miss • 11/23/2019 | MEM |

3-POINT FIELD GOALS MADE

| | | |
|--------|-----------------------------|-----|
| Season | 2 • vs. Akron • 11/11/2022 | |
| Career | 4 • Cincinnati • 01/16/2020 | MEM |

FREE THROWS MADE

| | | |
|--------|---------------------------------|-----|
| Season | 1 • vs. Akron • 11/11/2022 | |
| Career | 5 • Texas A&M • 03/05/2022 | MSU |
| | 5 • South Carolina • 02/02/2022 | MSU |
| | 5 • Furman • 12/17/2021 | MSU |
| | 5 • East Carolina • 02/06/2021 | MEM |

ASSISTS

| | | |
|--------|---|-----|
| Season | 2 • Texas A&M-Corpus Christi • 11/07/2022 | |
| Career | 8 • Tulane • 12/31/2019 | MEM |

BLOCKS

| | | |
|--------|--|-----|
| Season | | |
| Career | 5 • vs. Mississippi State • NIT • 03/28/2021 | MEM |

STEALS

| | | |
|--------|--|-----|
| Season | 1 • Texas A&M-Corpus Christi • 11/07/2022 | |
| Career | 3 • 8x • Last: No. 19 Tennessee • 02/09/2022 | MSU |
| | 6x MEM • 2x • MSU | |

MINUTES

| | | |
|--------|--|-----|
| Season | 26 • 2x • Last: vs. Akron • 11/11/2022 | |
| Career | 38 • at Tulane • 12/16/2020 | MEM |

D.J. JEFFRIES' TOP SCORING PERFORMANCES

| RK | PTS | OPPONENT | DATE • SCHOOL |
|----|-----|---------------------------------|------------------|
| 1 | 23 | Ole Miss | 11/23/2019 • MEM |
| 2 | 21 | Mississippi Valley State | 12/08/2020 • MEM |
| 3 | 19 | vs. Winthrop | 12/21/2021 • MSU |
| 4 | 18 | Southern Methodist • SMU | 01/25/2020 • MEM |
| | 18 | Cincinnati | 01/16/2020 • MEM |
| | 18 | at Tulane | 12/16/2020 • MEM |
| 7 | 17 | vs. UCF | 03/12/2021 • MEM |
| | 17 | vs. Virginia Commonwealth • VCU | 11/27/2020 • MEM |
| 9 | 16 | vs. Auburn | 12/12/2020 • MEM |
| 10 | 15 | vs. Akron | 11/11/2022 • MSU |
| | 15 | at No. 25 Alabama | 02/17/2022 • MSU |
| | 15 | Georgia State | 12/14/2021 • MSU |
| | 15 | Montana | 11/13/2021 • MSU |

D.J. JEFFRIES' GAME-BY-GAME STATISTICS • 2022-23

| DATE • OPPONENT | GS | MIN | FG | 3FG | FT | REB • O-D-T | PF/D | AST | TO | BLK | STL | PTS |
|----------------------------------|----|-----|------|-----|-----|-------------|------|-----|----|-----|-----|-----|
| 11/07 • Texas A&M-Corpus Christi | • | 26 | 3-10 | 1-5 | 0-0 | 1 • 4 • 5 | 0 | 2 | 0 | 0 | 1 | 7 |
| 11/11 • vs. Akron | • | 26 | 6-11 | 2-3 | 1-2 | 0 • 2 • 2 | 2 | 1 | 0 | 0 | 0 | 15 |
| 11/13 • Arkansas • Pine Bluff | | | | | | | | | | | | |
| 11/17 • South Dakota | | | | | | | | | | | | |
| 11/21 • vs. Marquette | | | | | | | | | | | | |
| 11/23 • vs. Georgia Tech/Utah | | | | | | | | | | | | |
| 11/28 • Omaha | | | | | | | | | | | | |
| 12/03 • Mississippi Valley State | | | | | | | | | | | | |
| 12/11 • at Minnesota | | | | | | | | | | | | |
| 12/14 • vs. Jackson State | | | | | | | | | | | | |
| 12/17 • Nicholls | | | | | | | | | | | | |
| 12/20 • vs. Drake | | | | | | | | | | | | |
| 12/28 • Alabama [SEC] | | | | | | | | | | | | |
| 01/03 • at Tennessee [SEC] | | | | | | | | | | | | |
| 01/07 • Ole Miss [SEC] | | | | | | | | | | | | |
| 01/11 • at Georgia [SEC] | | | | | | | | | | | | |
| 01/14 • Auburn [SEC] | | | | | | | | | | | | |
| 01/17 • Tennessee [SEC] | | | | | | | | | | | | |
| 01/21 • Florida [SEC] | | | | | | | | | | | | |
| 01/25 • at Alabama [SEC] | | | | | | | | | | | | |
| 01/28 • Texas Christian • TCU | | | | | | | | | | | | |
| 01/31 • at South Carolina [SEC] | | | | | | | | | | | | |
| 02/04 • Missouri [SEC] | | | | | | | | | | | | |
| 02/08 • LSU [SEC] | | | | | | | | | | | | |
| 02/11 • at Arkansas [SEC] | | | | | | | | | | | | |
| 02/15 • Kentucky [SEC] | | | | | | | | | | | | |
| 02/18 • at Ole Miss [SEC] | | | | | | | | | | | | |
| 02/21 • at Missouri [SEC] | | | | | | | | | | | | |
| 02/25 • Texas A&M [SEC] | | | | | | | | | | | | |
| 02/28 • South Carolina [SEC] | | | | | | | | | | | | |
| 03/04 • at Vanderbilt [SEC] | | | | | | | | | | | | |

| D.J. JEFFRIES' STANDOUT PERFORMANCES | 19-20 • FR • MEM | 20-21 • SO • MEM | 21-22 • JR • MISS ST | 22-23 • SR • MISS ST | CAREER |
|--------------------------------------|------------------|------------------|----------------------|----------------------|--------|
| 10+ Points | 13 | 13 | 16 | 1 | 43 |
| 20+ Points | 1 | 1 | - | - | 2 |
| Led MSU in Scoring | - | - | - | - | - |
| 5+ Rebounds | 3 | 13 | 12 | 1 | 29 |
| 10+ Rebounds | - | 3 | 1 | - | 4 |
| Double-Doubles | - | 1 | 1 | - | 2 |
| 20+PTS • 10+ REB | - | - | - | - | - |
| Led MSU in Rebounding | - | - | 4 | - | 4 |
| 5+ Field Goals Made | 10 | 9 | 7 | 1 | 27 |
| 10+ Field Goals Made | 1 | - | - | - | 1 |
| 2+ 3-Point Field Goals Made | 4 | 7 | 6 | 1 | 18 |
| 5+ 3-Point Field Goals Made | - | - | - | - | - |
| 5+ Free Throws Made | - | 1 | 3 | - | 4 |
| 10+ Free Throws Made | - | - | - | - | - |
| 2+ Assists | 6 | 16 | 17 | 1 | 40 |
| 5+ Assists | 1 | 2 | 4 | - | 7 |
| 2+ Blocks | 5 | 5 | 5 | - | 15 |
| 5+ Blocks | - | 1 | - | - | 1 |
| 2+ Steals | 5 | 5 | 6 | - | 16 |
| 5+ Steals | - | - | - | - | 0 |

D.J. JEFFRIES' CAREER STATISTICS

| YEAR | GP-GS | MIN • AVG | FG-FGA | PCT | THREE-POINT | | FT-FTA | PCT | REBOUND | | PF-FO | AST | TO | BLK | STL | PTS • AVG | SCHOOL |
|---------|-------|-------------|---------|------|-------------|------|---------|------|-----------------|-----|-------|-----|-----|-----|-----|------------|---------|
| | | | | | FG-FGA | PCT | | | OFF • DEF • TOT | AVG | | | | | | | |
| 2019-20 | 19-13 | 512 • 27.0 | 82-160 | 51.3 | 16-41 | 39.0 | 26-35 | 74.3 | 19 • 63 • 82 | 4.3 | 50-1 | 28 | 33 | 21 | 14 | 206 • 10.8 | MEMPHIS |
| 2020-21 | 28-11 | 718 • 25.6 | 105-237 | 44.3 | 25-71 | 35.2 | 41-73 | 56.2 | 37 • 105 • 142 | 5.1 | 73-3 | 54 | 60 | 24 | 26 | 276 • 9.9 | MEMPHIS |
| 2021-22 | 34-31 | 954 • 28.0 | 110-260 | 42.3 | 29-99 | 29.3 | 53-73 | 72.6 | 27 • 117 • 144 | 4.2 | 52-1 | 63 | 59 | 18 | 24 | 302 • 8.9 | MSU |
| 2022-23 | 2-2 | 52 • 25.9 | 9-21 | 42.9 | 3-8 | 37.5 | 1-2 | 50.0 | 1 • 6 • 7 | 3.5 | 2-0 | 3 | 0 | 0 | 1 | 22 • 11.0 | MSU |
| TOTALS | 83-57 | 2236 • 26.9 | 306-678 | 45.1 | 73-219 | 33.3 | 121-183 | 66.1 | 84 • 291 • 375 | 4.5 | 177-5 | 148 | 152 | 63 | 65 | 806 • 9.7 | |



#1 Tolu Smith

Forward • 6-11 • 245 • R SR • 2L • Bay St. Louis, Mississippi • Kahuku HS - Hawaii • Western Kentucky

2022-23 OVERALL

PPG 22.5 RPG 9.5 APG 2.0 SPG 0.0 BPG 0.5

2021-22 OVERALL

PPG 14.2 RPG 6.5 APG 1.0 SPG 1.0 BPG 0.4

T. SMITH'S SEASON • CAREER HIGHS

POINTS

Season 26 • vs. Akron • 11/11/2022
Career 27 • Florida • 01/16/2021

REBOUNDS

Season 11 • Texas A&M-Corpus Christi • 11/07/2022
Career 14 • Florida • 01/16/2021

FIELD GOALS MADE

Season 11 • vs. Akron • 11/11/2022
Career 11 • vs. Akron • 11/11/2022
11 • Florida • 01/16/2021

3-POINT FIELD GOALS MADE

Season
Career

FREE THROWS MADE

Season 4 • vs. Akron • 11/11/2022
Career 8 • Arkansas • 12/29/2021

ASSISTS

Season 3 • Texas A&M-Corpus Christi • 11/07/2022
Career 5 • at Texas A&M • 03/03/2021

BLOCKS

Season 1 • Texas A&M-Corpus Christi • 11/07/2022
Career 3 • Florida • 01/16/2021
3 • Kentucky • 01/02/2021

STEALS

Season
Career 5 • Arkansas • 12/29/2021

MINUTES

Season 27 • Texas A&M-Corpus Christi • 11/07/2022
Career 39 • No. 5 Auburn • 03/02/2022

T. SMITH'S TOP SCORING PERFORMANCES

| RK | PTS | OPPONENT | DATE |
|----|-----|----------------------------|------------|
| 1 | 27 | Florida | 01/16/2021 |
| 2 | 26 | vs. Akron | 11/11/2022 |
| 3 | 24 | LSU | 02/10/2021 |
| 4 | 22 | No. 5 Auburn | 03/02/2022 |
| 22 | | Vanderbilt | 02/26/2022 |
| | | vs. Richmond | 11/27/2021 |
| 7 | 21 | at South Carolina | 02/23/2022 |
| 8 | 20 | vs. South Carolina • SEC-T | 03/10/2022 |
| | 20 | at Auburn | 03/06/2021 |
| | 20 | vs. Liberty | 11/26/2020 |

T. SMITH'S GAME-BY-GAME STATISTICS • 2022-23

| DATE • OPPONENT | GS | MIN | FG | 3FG | FT | REB • O-D-T | PF/D | AST | TO | BLK | STL | PTS |
|----------------------------------|----|-----|-------|-----|-----|-------------|------|-----|----|-----|-----|-----|
| 11/07 • Texas A&M-Corpus Christi | • | 27 | 8-10 | 0-0 | 3-7 | 3 • 8 • 11 | 1 | 3 | 3 | 1 | 0 | 19 |
| 11/11 • vs. Akron | • | 26 | 11-13 | 0-0 | 4-6 | 4 • 4 • 8 | 1 | 1 | 3 | 0 | 0 | 26 |
| 11/13 • Arkansas - Pine Bluff | | | | | | | | | | | | |
| 11/17 • South Dakota | | | | | | | | | | | | |
| 11/21 • vs. Marquette | | | | | | | | | | | | |
| 11/23 • vs. Georgia Tech/Utah | | | | | | | | | | | | |
| 11/28 • Omaha | | | | | | | | | | | | |
| 12/03 • Mississippi Valley State | | | | | | | | | | | | |
| 12/11 • at Minnesota | | | | | | | | | | | | |
| 12/14 • vs. Jackson State | | | | | | | | | | | | |
| 12/17 • Nicholls | | | | | | | | | | | | |
| 12/20 • vs. Drake | | | | | | | | | | | | |
| 12/28 • Alabama [SEC] | | | | | | | | | | | | |
| 01/03 • at Tennessee [SEC] | | | | | | | | | | | | |
| 01/07 • Ole Miss [SEC] | | | | | | | | | | | | |
| 01/11 • at Georgia [SEC] | | | | | | | | | | | | |
| 01/14 • Auburn [SEC] | | | | | | | | | | | | |
| 01/17 • Tennessee [SEC] | | | | | | | | | | | | |
| 01/21 • Florida [SEC] | | | | | | | | | | | | |
| 01/25 • at Alabama [SEC] | | | | | | | | | | | | |
| 01/28 • Texas Christian • TCU | | | | | | | | | | | | |
| 01/31 • at South Carolina [SEC] | | | | | | | | | | | | |
| 02/04 • Missouri [SEC] | | | | | | | | | | | | |
| 02/08 • LSU [SEC] | | | | | | | | | | | | |
| 02/11 • at Arkansas [SEC] | | | | | | | | | | | | |
| 02/15 • Kentucky [SEC] | | | | | | | | | | | | |
| 02/18 • at Ole Miss [SEC] | | | | | | | | | | | | |
| 02/21 • at Missouri [SEC] | | | | | | | | | | | | |
| 02/25 • Texas A&M [SEC] | | | | | | | | | | | | |
| 02/28 • South Carolina [SEC] | | | | | | | | | | | | |
| 03/04 • at Vanderbilt [SEC] | | | | | | | | | | | | |

T. SMITH'S STANDOUT PERFORMANCES

| | 18-19 • FR • WKU | 20-21 • SO • MISS ST | 21-22 • MISS ST | 22-23 • MISS ST | CAREER |
|-----------------------------|------------------|----------------------|-----------------|-----------------|--------|
| 10+ Points | - | 20 | 16 | 2 | 38 |
| 20+ Points | - | 4 | 5 | 1 | 10 |
| Led MSU in Scoring | - | 6 | 8 | 2 | 16 |
| 5+ Rebounds | 6 | 31 | 13 | 2 | 51 |
| 10+ Rebounds | - | 10 | 5 | 1 | 16 |
| Double-Doubles | - | 8 | 5 | 1 | 14 |
| 20+PTS • 10+ REB | - | 2 | 3 | - | 5 |
| Led MSU in Rebounding | - | 21 | 8 | 2 | 31 |
| 5+ Field Goals Made | - | 13 | 10 | 2 | 25 |
| 10+ Field Goals Made | - | 2 | 1 | 1 | 4 |
| 2+ 3-Point Field Goals Made | - | - | - | - | 0 |
| 5+ 3-Point Field Goals Made | - | - | - | - | 0 |
| 5+ Free Throws Made | - | 8 | 7 | - | 15 |
| 10+ Free Throws Made | - | - | - | - | 0 |
| 2+ Assists | - | 10 | 7 | 1 | 18 |
| 5+ Assists | - | 1 | - | - | 1 |
| 2+ Blocks | 3 | 4 | 1 | - | 8 |
| 5+ Blocks | - | - | - | - | 0 |
| 2+ Steals | - | 5 | 6 | - | 11 |
| 5+ Steals | - | - | 1 | - | 1 |

T. SMITH'S CAREER STATISTICS

| YEAR | GP-GS | MIN • AVG | FG-FGA | PCT | THREE-POINT | | FT-FTA | PCT | REBOUND | | PF-FO | AST | TO | BLK | STL | PTS • AVG | SCHOOL |
|---------|-------|-------------|---------|------|-------------|-----|---------|------|-----------------|-----|-------|-----|-----|-----|-----|------------|------------------|
| | | | | | FG-FGA | PCT | | | OFF • DEF • TOT | AVG | | | | | | | |
| 2018-19 | 34-0 | 343 • 10.1 | 42-72 | 58.3 | 0-0 | 0.0 | 28-49 | 57.1 | 30 • 59 • 89 | 2.6 | 52-0 | 8 | 35 | 10 | 3 | 112 • 3.3 | WESTERN KENTUCKY |
| 2020-21 | 30-30 | 924 • 30.8 | 144-253 | 56.9 | 0-0 | 0.0 | 89-151 | 58.9 | 100 • 154 • 254 | 8.5 | 78-2 | 35 | 68 | 20 | 17 | 377 • 12.6 | MSU |
| 2021-22 | 21-20 | 595 • 28.3 | 110-191 | 57.6 | 0-0 | 0.0 | 78-120 | 65.0 | 51 • 85 • 136 | 6.5 | 56-2 | 22 | 40 | 8 | 20 | 298 • 14.2 | MSU |
| 2022-23 | 2-2 | 53 • 26.7 | 19-23 | 82.6 | 0-0 | 0.0 | 7-13 | 53.8 | 7 • 12 • 19 | 9.5 | 2-0 | 4 | 6 | 1 | 0 | 45 • 22.5 | MSU |
| TOTALS | 87-52 | 1916 • 22.0 | 315-539 | 58.4 | 0-0 | 0.0 | 202-333 | 60.7 | 188 • 310 • 498 | 5.7 | 188-4 | 69 | 149 | 39 | 40 | 832 • 9.6 | |



#2 Jamel Horton Jr.

Guard • 6-3 • 200 • G SR • TR • Queens, New York • Holy Cross HS • UAlbany

2022-23 OVERALL

PPG 2.5 RPG 2.5 APG 0.0 SPG 0.5 BPG 0.0

2021-22 OVERALL • UALBANY

PPG 12.8 RPG 3.4 APG 3.9 SPG 1.1 BPG 0.3

J. HORTON JR'S SEASON • CAREER HIGHS

POINTS

| | | |
|--------|---------------------------------|---------|
| Season | 3 • vs. Akron • 11/11/2022 | |
| Career | 24 • Hartford • 03/01/2022 | UALBANY |
| | 24 • New Hampshire • 02/19/2022 | UALBANY |

REBOUNDS

| | | |
|--------|------------------------------|---------|
| Season | 4 • vs. Akron • 11/11/2022 | |
| Career | 9 • at Hartford • 03/06/2022 | UALBANY |
| | 9 • at Vermont • 01/02/2021 | UALBANY |

FIELD GOALS MADE

| | | |
|--------|---|---------|
| Season | 1 • vs. Akron • 11/11/2022 | |
| | 1 • Texas A&M-Corpus Christi • 11/07/2022 | |
| Career | 11 • Hartford • 03/01/2022 | UALBANY |

3-POINT FIELD GOALS MADE

| | | |
|--------|------------------------------|---------|
| Season | 1 • vs. Akron • 11/11/2022 | |
| Career | 3 • at NJIT • 01/29/2022 | UALBANY |
| | 3 • Stony Brook • 01/22/2022 | UALBANY |
| | 3 • at Yale • 12/07/2021 | UALBANY |
| | 3 • NJIT • 01/16/2021 | UALBANY |

FREE THROWS MADE

| | | |
|--------|--------------------------------|---------|
| Season | | |
| Career | 9 • New Hampshire • 02/19/2022 | UALBANY |

ASSISTS

| | | |
|--------|-------------------------------------|---------|
| Season | | |
| Career | 8 • at No. 10 Kentucky • 11/22/2021 | UALBANY |

BLOCKS

| | | |
|--------|----------------------------------|---------|
| Season | | |
| Career | 2 • at UMass Lowell • 01/26/2022 | UALBANY |

STEALS

| | | |
|--------|-------------------------------|---------|
| Season | 1 • vs. Akron • 11/11/2022 | |
| Career | 5 • at LaSalle • 11/13/2021 | UALBANY |
| | 5 • UMass Lowell • 02/13/2021 | UALBANY |

MINUTES

| | | |
|--------|-----------------------------------|---------|
| Season | 18 • vs. Akron • 11/11/2022 | |
| Career | 42 • at UMass Lowell • 01/26/2022 | UALBANY |

J. HORTON JR'S TOP SCORING PERFORMANCES

| RK | PTS | OPPONENT | DATE • SCHOOL |
|----|-----|------------------|----------------------|
| 1 | 24 | Hartford | 03/01/2022 • UALBANY |
| | 24 | New Hampshire | 02/19/2022 • UALBANY |
| 3 | 23 | at NJIT | 01/29/2022 • UALBANY |
| | 23 | Binghamton | 01/06/2022 • UALBANY |
| 5 | 22 | at New Hampshire | 01/08/2022 • UALBANY |
| 6 | 19 | at New Hampshire | 01/23/2021 • UALBANY |
| 7 | 18 | Stony Brook | 01/22/2022 • UALBANY |
| | 18 | NJIT | 01/16/2021 • UALBANY |
| 9 | 17 | UMBC | 02/02/2022 • UALBANY |
| 10 | 15 | at UMBC | 01/19/2022 • UALBANY |

J. HORTON JR'S GAME-BY-GAME STATISTICS • 2022-23

| DATE • OPPONENT | GS | MIN | FG | 3FG | FT | REB • O • D • T | PF/D | AST | TO | BLK | STL | PTS |
|----------------------------------|----|-----|-----|-----|-----|-----------------|------|-----|----|-----|-----|-----|
| 11/07 • Texas A&M-Corpus Christi | | 9 | 1-2 | 0-0 | 0-0 | 1 • 0 • 1 | 0 | 0 | 1 | 0 | 0 | 2 |
| 11/11 • vs. Akron | • | 18 | 1-4 | 1-1 | 0-0 | 0 • 4 • 4 | 2 | 0 | 1 | 0 | 1 | 3 |
| 11/13 • Arkansas - Pine Bluff | | | | | | | | | | | | |
| 11/17 • South Dakota | | | | | | | | | | | | |
| 11/21 • vs. Marquette | | | | | | | | | | | | |
| 11/23 • vs. Georgia Tech/Utah | | | | | | | | | | | | |
| 11/28 • Omaha | | | | | | | | | | | | |
| 12/03 • Mississippi Valley State | | | | | | | | | | | | |
| 12/11 • at Minnesota | | | | | | | | | | | | |
| 12/14 • vs. Jackson State | | | | | | | | | | | | |
| 12/17 • Nicholls | | | | | | | | | | | | |
| 12/20 • vs. Drake | | | | | | | | | | | | |
| 12/28 • Alabama [SEC] | | | | | | | | | | | | |
| 01/03 • at Tennessee [SEC] | | | | | | | | | | | | |
| 01/07 • Ole Miss [SEC] | | | | | | | | | | | | |
| 01/11 • at Georgia [SEC] | | | | | | | | | | | | |
| 01/14 • Auburn [SEC] | | | | | | | | | | | | |
| 01/17 • Tennessee [SEC] | | | | | | | | | | | | |
| 01/21 • Florida [SEC] | | | | | | | | | | | | |
| 01/25 • at Alabama [SEC] | | | | | | | | | | | | |
| 01/28 • Texas Christian • TCU | | | | | | | | | | | | |
| 01/31 • at South Carolina [SEC] | | | | | | | | | | | | |
| 02/04 • Missouri [SEC] | | | | | | | | | | | | |
| 02/08 • LSU [SEC] | | | | | | | | | | | | |
| 02/11 • at Arkansas [SEC] | | | | | | | | | | | | |
| 02/15 • Kentucky [SEC] | | | | | | | | | | | | |
| 02/18 • at Ole Miss [SEC] | | | | | | | | | | | | |
| 02/21 • at Missouri [SEC] | | | | | | | | | | | | |
| 02/25 • Texas A&M [SEC] | | | | | | | | | | | | |
| 02/28 • South Carolina [SEC] | | | | | | | | | | | | |
| 03/04 • at Vanderbilt [SEC] | | | | | | | | | | | | |

| J. HORTON JR'S STANDOUT PERFORMANCES | 20-21 • JR • ALB | 21-22 • SR • ALB | 22-23 • G SR • MISS ST | CAREER |
|--------------------------------------|------------------|------------------|------------------------|--------|
| 10+ Points | 9 | 23 | - | 32 |
| 20+ Points | 0 | 5 | - | 5 |
| 15+PTS • 5+ ASST | 0 | 2 | - | 2 |
| Led MSU in Scoring | - | - | - | 0 |
| 5+ Rebounds | 4 | 5 | - | 9 |
| 10+ Rebounds | 0 | 0 | - | 0 |
| Double-Doubles | 0 | 0 | - | 0 |
| Led MSU in Rebounding | - | - | - | 0 |
| 5+ Field Goals Made | 5 | 17 | - | 22 |
| 10+ Field Goals Made | 0 | 1 | - | 0 |
| 2+ 3-Point Field Goals Made | 2 | 7 | - | 9 |
| 5+ 3-Point Field Goals Made | 0 | 0 | - | 0 |
| 5+ Free Throws Made | 3 | 3 | - | 6 |
| 10+ Free Throws Made | 0 | 0 | - | 0 |
| 2+ Assists | 13 | 26 | - | 39 |
| 5+ Assists | 4 | 12 | - | 16 |
| 2+ Blocks | 0 | 1 | - | 1 |
| 5+ Blocks | 0 | 0 | - | 0 |
| 2+ Steals | 4 | 8 | - | 12 |
| 5+ Steals | 1 | 1 | - | 2 |

J. HORTON JR'S CAREER STATISTICS

| YEAR | GP-GS | MIN • AVG | FG-FGA | PCT | THREE-POINT FG-FGA PCT | FT-FTA | PCT | REBOUND OFF • DEF • TOT | AVG | PF-FO | AST | TO | BLK | STL | PTS • AVG | SCHOOL |
|---------|-------|-------------|---------|------|------------------------------|--------|------|----------------------------|-----|-------|-----|-----|-----|-----|------------|---------|
| 2020-21 | 16-11 | 466 • 29.1 | 53-124 | 42.7 | 11-31 35.5 | 34-42 | 81.0 | 4 • 53 • 57 | 3.6 | 32-0 | 50 | 30 | 4 | 16 | 151 • 9.4 | UALBANY |
| 2021-22 | 30-30 | 1004 • 33.5 | 148-352 | 42.0 | 28-78 35.9 | 60-86 | 69.8 | 13 • 90 • 103 | 3.4 | 73-1 | 116 | 69 | 9 | 33 | 384 • 12.8 | UALBANY |
| 2022-23 | 2-1 | 28 • 13.8 | 2-6 | 33.3 | 1-1 100.0 | 0-0 | 0.0 | 1 • 4 • 5 | 2.5 | 2-0 | 0 | 2 | 0 | 1 | 5 • 2.5 | MSU |
| TOTALS | 48-42 | 1498 • 31.2 | 203-482 | 42.1 | 40-110 36.4 | 94-128 | 73.4 | 18 • 147 • 165 | 3.4 | 107-1 | 166 | 101 | 13 | 50 | 540 • 11.3 | |



#3 Shakeel Moore

Guard • 6-1 • 190 • JR • 1L • Greensboro, North Carolina • Moravian Prep • North Carolina State

2022-23 OVERALL

PPG 8.5
RPG 5.0
APG 1.0
SPG 3.5
BPG 0.0

2021-22 OVERALL

PPG 8.8
RPG 3.0
APG 2.2
SPG 1.6
BPG 0.3

S. MOORE'S SEASON • CAREER HIGHS

POINTS

| | | |
|--------|--|-------|
| Season | 11 • Texas A&M-Corpus Christi • 11/07/2022 | |
| Career | 19 • Detroit Mercy • 11/17/2021 | MSU |
| | 19 • at Boston College • 02/06/2021 | NC ST |

REBOUNDS

| | | |
|--------|-------------------------------------|-------|
| Season | 6 • vs. Akron • 11/11/2022 | |
| Career | 10 • at No. 19 Clemson • 01/05/2021 | NC ST |

FIELD GOALS MADE

| | | |
|--------|---|-------|
| Season | 5 • Texas A&M-Corpus Christi • 11/07/2022 | |
| Career | 8 • at Boston College • 02/06/2021 | NC ST |

3-POINT FIELD GOALS MADE

| | | |
|--------|--------------------------------|-----|
| Season | | |
| Career | 4 • Detroit Mercy • 11/17/2021 | MSU |

FREE THROWS MADE

| | | |
|--------|---|-----|
| Season | 1 • Texas A&M-Corpus Christi • 11/07/2022 | |
| Career | 9 • No. 24 Alabama • 01/15/2022 | MSU |

ASSISTS

| | | |
|--------|----------------------------|-----|
| Season | 2 • vs. Akron • 11/11/2022 | |
| Career | 7 • Ole Miss • 01/22/2022 | MSU |

BLOCKS

| | | |
|--------|------------------------|-----|
| Season | | |
| Career | 3 • Lamar • 12/02/2021 | MSU |

STEALS

| | | |
|--------|---------------------------------|-----|
| Season | 4 • vs. Akron • 11/11/2022 | |
| Career | 5 • Morehead State • 11/21/2021 | MSU |

MINUTES

| | | |
|--------|--------------------------------------|-----|
| Season | 24 • vs. Akron • 11/11/2022 | |
| Career | 38 • at No. 12 Kentucky • 01/25/2022 | MSU |

S. MOORE'S TOP SCORING PERFORMANCES

| RK | PTS | OPPONENT | DATE • SCHOOL |
|----|-----|-----------------------------|--------------------|
| 1 | 19 | Detroit Mercy | 11/17/2021 • MSU |
| | 19 | at Boston College | 02/06/2021 • NC ST |
| 3 | 18 | at Florida | 01/19/2021 • MSU |
| 4 | 17 | No. 17 North Carolina | 12/22/2020 • NC ST |
| 5 | 15 | vs. No. 9 Tennessee • SEC-T | 03/11/2022 • MSU |
| | 15 | No. 24 Alabama | 01/15/2022 • MSU |
| | 15 | Arkansas | 12/29/2021 • MSU |
| | 15 | Montana | 11/13/2021 • MSU |
| 9 | 13 | vs. Colorado State • NIT | 12/11/2021 • MSU |
| | 13 | Morehead State | 11/13/2021 • MSU |
| | 13 | Duke | 02/13/2021 • NC ST |

S. MOORE'S GAME-BY-GAME STATISTICS • 2022-23

| DATE • OPPONENT | GS | MIN | FG | 3FG | FT | REB • O • D • T | PF/D | AST | TO | BLK | STL | PTS |
|----------------------------------|----|-----|------|-----|-----|-----------------|------|-----|----|-----|-----|-----|
| 11/07 • Texas A&M-Corpus Christi | | 18 | 5-12 | 0-6 | 1-2 | 1 • 3 • 4 | 1 | 0 | 1 | 0 | 3 | 11 |
| 11/11 • vs. Akron | | 24 | 3-7 | 0-2 | 0-1 | 0 • 6 • 6 | 3 | 2 | 3 | 0 | 4 | 6 |
| 11/13 • Arkansas • Pine Bluff | | | | | | | | | | | | |
| 11/17 • South Dakota | | | | | | | | | | | | |
| 11/21 • vs. Marquette | | | | | | | | | | | | |
| 11/23 • vs. Georgia Tech/Utah | | | | | | | | | | | | |
| 11/28 • Omaha | | | | | | | | | | | | |
| 12/03 • Mississippi Valley State | | | | | | | | | | | | |
| 12/11 • at Minnesota | | | | | | | | | | | | |
| 12/14 • vs. Jackson State | | | | | | | | | | | | |
| 12/17 • Nicholls | | | | | | | | | | | | |
| 12/20 • vs. Drake | | | | | | | | | | | | |
| 12/28 • Alabama [SEC] | | | | | | | | | | | | |
| 01/03 • at Tennessee [SEC] | | | | | | | | | | | | |
| 01/07 • Ole Miss [SEC] | | | | | | | | | | | | |
| 01/11 • at Georgia [SEC] | | | | | | | | | | | | |
| 01/14 • Auburn [SEC] | | | | | | | | | | | | |
| 01/17 • Tennessee [SEC] | | | | | | | | | | | | |
| 01/21 • Florida [SEC] | | | | | | | | | | | | |
| 01/25 • at Alabama [SEC] | | | | | | | | | | | | |
| 01/28 • Texas Christian • TCU | | | | | | | | | | | | |
| 01/31 • at South Carolina [SEC] | | | | | | | | | | | | |
| 02/04 • Missouri [SEC] | | | | | | | | | | | | |
| 02/08 • LSU [SEC] | | | | | | | | | | | | |
| 02/11 • at Arkansas [SEC] | | | | | | | | | | | | |
| 02/15 • Kentucky [SEC] | | | | | | | | | | | | |
| 02/18 • at Ole Miss [SEC] | | | | | | | | | | | | |
| 02/21 • at Missouri [SEC] | | | | | | | | | | | | |
| 02/25 • Texas A&M [SEC] | | | | | | | | | | | | |
| 02/28 • South Carolina [SEC] | | | | | | | | | | | | |
| 03/04 • at Vanderbilt [SEC] | | | | | | | | | | | | |

S. MOORE'S STANDOUT PERFORMANCES

| | 20-21 • FR • NC ST | 21-22 • SO • MISS ST | 22-23 • JR • MISS ST | CAREER |
|-----------------------------|--------------------|----------------------|----------------------|--------|
| 10+ Points | 5 | 12 | 1 | 18 |
| 20+ Points | - | - | - | 0 |
| 15+PTS • 5+ ASST | 0 | 1 | - | 0 |
| Led MSU in Scoring | - | 3 | - | 3 |
| 5+ Rebounds | 5 | 9 | 1 | 15 |
| 10+ Rebounds | 1 | - | - | 1 |
| Double-Doubles | - | - | - | 0 |
| Led MSU in Rebounding | - | 3 | - | 3 |
| 5+ Field Goals Made | 4 | 7 | 1 | 12 |
| 10+ Field Goals Made | - | - | - | 0 |
| 2+ 3-Point Field Goals Made | 7 | 13 | - | 20 |
| 5+ 3-Point Field Goals Made | - | - | - | 0 |
| 5+ Free Throws Made | - | 3 | - | 3 |
| 10+ Free Throws Made | - | - | - | 0 |
| 2+ Assists | 14 | 20 | 1 | 35 |
| 5+ Assists | 1 | 3 | - | 4 |
| 2+ Blocks | 2 | 1 | - | 3 |
| 5+ Blocks | - | - | - | 0 |
| 2+ Steals | 11 | 18 | 2 | 31 |
| 5+ Steals | - | 1 | - | 1 |

S. MOORE'S CAREER STATISTICS

| YEAR | GP-GS | MIN • AVG | FG-FGA | PCT | THREE-POINT | | | | REBOUND | | | | | | | | PTS • AVG | SCHOOL |
|---------|-------|-------------|---------|------|-------------|------|--------|------|-----------------|-----|-------|-----|-----|-----|-----|-----------|-----------|--------|
| | | | | | FG-FGA | PCT | FT-FTA | PCT | OFF • DEF • TOT | AVG | PF-FO | AST | TO | BLK | STL | | | |
| 2020-21 | 25-2 | 466 • 18.6 | 67-153 | 43.8 | 21-61 | 34.4 | 15-29 | 51.7 | 9 • 54 • 63 | 2.5 | 48-0 | 43 | 43 | 8 | 35 | 170 • 6.8 | NC STATE | |
| 2021-22 | 34-29 | 954 • 28.1 | 108-271 | 39.9 | 44-140 | 31.4 | 39-51 | 76.5 | 16 • 87 • 103 | 3.0 | 67-2 | 75 | 56 | 10 | 54 | 299 • 8.8 | MSU | |
| 2022-23 | 2-0 | 42 • 21.1 | 8-19 | 42.1 | 0-8 | 0.0 | 1-3 | 33.3 | 1 • 9 • 10 | 5.0 | 4-0 | 2 | 4 | 0 | 7 | 17 • 8.5 | MSU | |
| TOTALS | 61-31 | 1462 • 24.0 | 183-443 | 41.3 | 65-209 | 31.1 | 55-83 | 66.3 | 26 • 150 • 176 | 2.9 | 119-2 | 120 | 103 | 18 | 96 | 486 • 8.0 | | |



#4 Cameron Matthews

Guard/Forward • 6-7 • 225 • JR • 2L • Olive Branch, Mississippi • Olive Branch HS

2022-23 OVERALL

| PPG | RPG | APG | SPG | BPG |
|-----|-----|-----|-----|-----|
| 5.5 | 5.0 | 2.0 | 1.5 | 2.5 |

2021-22 OVERALL

| PPG | RPG | APG | SPG | BPG |
|-----|-----|-----|-----|-----|
| 2.9 | 3.9 | 1.2 | 1.3 | 0.5 |

C. MATTHEWS' SEASON/CAREER HIGHS

| POINTS |
|--|
| Season 7 • vs. Akron • 11/11/2022 |
| Career 19 • vs. Memphis • NIT • 03/28/2021 |

REBOUNDS

| |
|--|
| Season 6 • Texas A&M-Corpus Christi • 11/07/2022 |
| Career 14 • North Alabama • 11/10/2021 |

FIELD GOALS MADE

| |
|---|
| Season 3 • vs. Akron • 11/11/2022 |
| Career 6 • vs. Memphis • NIT • 03/28/2021 |

3-POINT FIELD GOALS MADE

| |
|------------------------------------|
| Season 1 • vs. Akron • 11/11/2022 |
| Career 3 • Montana • 11/13/2021 |
| 3 • vs. Memphis • NIT • 03/28/2021 |

FREE THROWS MADE

| |
|--|
| Season 2 • Texas A&M-Corpus Christi • 11/07/2022 |
| Career 5 • vs. Richmond • 11/27/2021 |

ASSISTS

| |
|--|
| Season 3 • Texas A&M-Corpus Christi • 11/07/2022 |
| Career 5 • Texas State • 11/30/2020 |

BLOCKS

| |
|--|
| Season 5 • Texas A&M-Corpus Christi • 11/07/2022 |
| Career 5 • Texas A&M-Corpus Christi • 11/07/2022 |

STEALS

| |
|---|
| Season 3 • Texas A&M-Corpus Christi • 11/07/2022 |
| Career 4 • 2x • Last: at No. 12 Kentucky • 01/25/2022 |

MINUTES

| |
|---|
| Season 23 • Texas A&M-Corpus Christi • 11/07/2022 |
| Career 36 • vs. Dayton • 12/12/2020 |

C. MATTHEWS' TOP SCORING PERFORMANCES

| RK | PTS | OPPONENT | DATE |
|----|-----|-------------------|------------|
| 1 | 19 | vs. Memphis • NIT | 03/28/2021 |
| 2 | 11 | Montana | 11/13/2021 |
| 3 | 10 | Georgia | 01/12/2022 |
| 4 | 9 | at Ole Miss | 01/08/2022 |
| 5 | 8 | vs. Clemson | 11/25/2020 |
| 6 | 7 | vs. Akron | 11/11/2022 |
| | 7 | vs. Richmond | 11/27/2021 |
| | 7 | Detroit Mercy | 11/17/2021 |
| | 7 | North Alabama | 11/10/2021 |
| 10 | 6 | at No. 18 Alabama | 01/23/2021 |

C. MATTHEWS' GAME-BY-GAME STATISTICS • 2022-23

| DATE • OPPONENT | GS | MIN | FG | 3FG | FT | REB • O • D • T | PF/D | AST | TO | BLK | STL | PTS |
|----------------------------------|----|-----|-----|-----|-----|-----------------|------|-----|----|-----|-----|-----|
| 11/07 • Texas A&M-Corpus Christi | • | 23 | 1-2 | 0-0 | 2-2 | 1 • 5 • 6 | 2 | 3 | 2 | 5 | 3 | 4 |
| 11/11 • vs. Akron | • | 16 | 3-3 | 1-1 | 0-0 | 1 • 3 • 4 | 3 | 1 | 0 | 0 | 0 | 7 |
| 11/13 • Arkansas - Pine Bluff | | | | | | | | | | | | |
| 11/17 • South Dakota | | | | | | | | | | | | |
| 11/21 • vs. Marquette | | | | | | | | | | | | |
| 11/23 • vs. Georgia Tech/Utah | | | | | | | | | | | | |
| 11/28 • Omaha | | | | | | | | | | | | |
| 12/03 • Mississippi Valley State | | | | | | | | | | | | |
| 12/11 • at Minnesota | | | | | | | | | | | | |
| 12/14 • vs. Jackson State | | | | | | | | | | | | |
| 12/17 • Nicholls | | | | | | | | | | | | |
| 12/20 • vs. Drake | | | | | | | | | | | | |
| 12/28 • Alabama [SEC] | | | | | | | | | | | | |
| 01/03 • at Tennessee [SEC] | | | | | | | | | | | | |
| 01/07 • Ole Miss [SEC] | | | | | | | | | | | | |
| 01/11 • at Georgia [SEC] | | | | | | | | | | | | |
| 01/14 • Auburn [SEC] | | | | | | | | | | | | |
| 01/17 • Tennessee [SEC] | | | | | | | | | | | | |
| 01/21 • Florida [SEC] | | | | | | | | | | | | |
| 01/25 • at Alabama [SEC] | | | | | | | | | | | | |
| 01/28 • Texas Christian • TCU | | | | | | | | | | | | |
| 01/31 • at South Carolina [SEC] | | | | | | | | | | | | |
| 02/04 • Missouri [SEC] | | | | | | | | | | | | |
| 02/08 • LSU [SEC] | | | | | | | | | | | | |
| 02/11 • at Arkansas [SEC] | | | | | | | | | | | | |
| 02/15 • Kentucky [SEC] | | | | | | | | | | | | |
| 02/18 • at Ole Miss [SEC] | | | | | | | | | | | | |
| 02/21 • at Missouri [SEC] | | | | | | | | | | | | |
| 02/25 • Texas A&M [SEC] | | | | | | | | | | | | |
| 02/28 • South Carolina [SEC] | | | | | | | | | | | | |
| 03/04 • at Vanderbilt [SEC] | | | | | | | | | | | | |

| C. MATTHEWS' STANDOUT PERFORMANCES | 20-21 • FR | 21-22 • SO | 22-23 • JR | CAREER |
|------------------------------------|------------|------------|------------|--------|
| 10+ Points | 1 | 2 | - | 3 |
| 20+ Points | - | - | - | 0 |
| 15+PTS • 5+ REB | - | - | - | 0 |
| Led MSU in Scoring | 1 | - | - | 1 |
| 5+ Rebounds | 5 | 13 | 1 | 19 |
| 10+ Rebounds | - | 2 | - | 2 |
| Double-Doubles | - | - | - | 0 |
| Led MSU in Rebounding | 1 | 7 | - | 8 |
| 5+ Field Goals Made | 1 | 1 | - | 2 |
| 10+ Field Goals Made | - | - | - | 0 |
| 2+ 3-Point Field Goals Made | 2 | 1 | - | 3 |
| 5+ 3-Point Field Goals Made | - | - | - | 0 |
| 5+ Free Throws Made | - | 1 | - | 1 |
| 10+ Free Throws Made | - | - | - | 0 |
| 2+ Assists | 11 | 7 | 1 | 19 |
| 5+ Assists | 1 | - | - | 1 |
| 2+ Blocks | - | 5 | 1 | 6 |
| 5+ Blocks | - | - | 1 | 1 |
| 2+ Steals | 7 | 12 | 1 | 20 |
| 5+ Steals | - | - | - | 0 |

C. MATTHEWS' CAREER STATISTICS

| YEAR | GP-GS | MIN • AVG | FG-FGA | PCT | THREE-POINT | | | | PCT | REBOUND | | | | AST | TO | BLK | STL | PTS • AVG |
|---------|-------|-------------|--------|------|-------------|-------|--------|-------|-----|-----------------|-----|-------|-----|-----|----|-----|-----|-----------|
| | | | | | FG-FGA | PCT | FT-FTA | PCT | | OFF • DEF • TOT | AVG | PF-FO | AST | | | | | |
| 2020-21 | 31-10 | 518 • 16.7 | 33-75 | 44.0 | 7-26 | 26.9 | 10-32 | 31.3 | | 37 • 49 • 86 | 2.8 | 53-2 | 38 | 35 | 8 | 25 | | 83 • 2.7 |
| 2021-22 | 33-10 | 602 • 18.2 | 36-68 | 52.9 | 4-13 | 30.8 | 21-36 | 58.3 | | 40 • 88 • 128 | 3.9 | 82-3 | 40 | 30 | 17 | 44 | | 97 • 2.9 |
| 2022-23 | 2-2 | 39 • 19.4 | 4-5 | 80.0 | 1-1 | 100.0 | 2-2 | 100.0 | | 2 • 8 • 10 | 5.0 | 5-0 | 4 | 2 | 5 | 3 | | 11 • 5.5 |
| TOTALS | 66-22 | 1158 • 17.6 | 73-148 | 49.3 | 12-40 | 30.0 | 33-70 | 47.1 | | 79 • 145 • 224 | 3.4 | 140-5 | 82 | 67 | 30 | 72 | | 191 • 2.9 |



#5 Kimani Hamilton

Forward • 6-7 • 215 • FR • HS • Clinton, Mississippi • Clinton HS

2022-23 OVERALL

| | | | | |
|-----|-----|-----|-----|-----|
| PPG | RPG | APG | SPG | BPG |
| 0.0 | 0.5 | 0.5 | 0.0 | 0.0 |

2021-22 OVERALL • HIGH SCHOOL

| | | | | |
|-----|-----|-----|-----|-----|
| PPG | RPG | APG | SPG | BPG |
| | | | | |

K. HAMILTON'S SEASON • CAREER HIGHS

| |
|--------|
| POINTS |
| Season |
| Career |

REBOUNDS

| | |
|--------|---|
| Season | 1 • Texas A&M-Corpus Christi • 11/07/2022 |
| Career | 1 • Texas A&M-Corpus Christi • 11/07/2022 |

FIELD GOALS MADE

| |
|--------|
| Season |
| Career |

3-POINT FIELD GOALS MADE

| |
|--------|
| Season |
| Career |

FREE THROWS MADE

| |
|--------|
| Season |
| Career |

ASSISTS

| | |
|--------|---|
| Season | 1 • Texas A&M-Corpus Christi • 11/07/2022 |
| Career | 1 • Texas A&M-Corpus Christi • 11/07/2022 |

BLOCKS

| |
|--------|
| Season |
| Career |

STEALS

| |
|--------|
| Season |
| Career |

MINUTES

| | |
|--------|---|
| Season | 2 • vs. Akron • 11/11/2022 |
| | 2 • Texas A&M-Corpus Christi • 11/07/2022 |
| Career | |

K. HAMILTON'S TOP SCORING PERFORMANCES

| RK | PTS | OPPONENT | DATE |
|----|-----|----------|------|
| 1 | | | |

K. HAMILTON'S GAME-BY-GAME STATISTICS • 2022-23

| DATE • OPPONENT | GS | MIN | FG | 3FG | FT | REB • O • D • T | PF/D | AST | TO | BLK | STL | PTS |
|----------------------------------|----|-----|-----|-----|-----|-----------------|------|-----|----|-----|-----|-----|
| 11/07 • Texas A&M-Corpus Christi | | 2 | 0-1 | 0-0 | 0-0 | 0 • 1 • 1 | 0 | 1 | 1 | 0 | 0 | 0 |
| 11/11 • vs. Akron | | 2 | 0-0 | 0-0 | 0-0 | 0 • 0 • 0 | 1 | 0 | 0 | 0 | 0 | 0 |
| 11/13 • Arkansas - Pine Bluff | | | | | | | | | | | | |
| 11/17 • South Dakota | | | | | | | | | | | | |
| 11/21 • vs. Marquette | | | | | | | | | | | | |
| 11/23 • vs. Georgia Tech/Utah | | | | | | | | | | | | |
| 11/28 • Omaha | | | | | | | | | | | | |
| 12/03 • Mississippi Valley State | | | | | | | | | | | | |
| 12/11 • at Minnesota | | | | | | | | | | | | |
| 12/14 • vs. Jackson State | | | | | | | | | | | | |
| 12/17 • Nicholls | | | | | | | | | | | | |
| 12/20 • vs. Drake | | | | | | | | | | | | |
| 12/28 • Alabama [SEC] | | | | | | | | | | | | |
| 01/03 • at Tennessee [SEC] | | | | | | | | | | | | |
| 01/07 • Ole Miss [SEC] | | | | | | | | | | | | |
| 01/11 • at Georgia [SEC] | | | | | | | | | | | | |
| 01/14 • Auburn [SEC] | | | | | | | | | | | | |
| 01/17 • Tennessee [SEC] | | | | | | | | | | | | |
| 01/21 • Florida [SEC] | | | | | | | | | | | | |
| 01/25 • at Alabama [SEC] | | | | | | | | | | | | |
| 01/28 • Texas Christian • TCU | | | | | | | | | | | | |
| 01/31 • at South Carolina [SEC] | | | | | | | | | | | | |
| 02/04 • Missouri [SEC] | | | | | | | | | | | | |
| 02/08 • LSU [SEC] | | | | | | | | | | | | |
| 02/11 • at Arkansas [SEC] | | | | | | | | | | | | |
| 02/15 • Kentucky [SEC] | | | | | | | | | | | | |
| 02/18 • at Ole Miss [SEC] | | | | | | | | | | | | |
| 02/21 • at Missouri [SEC] | | | | | | | | | | | | |
| 02/25 • Texas A&M [SEC] | | | | | | | | | | | | |
| 02/28 • South Carolina [SEC] | | | | | | | | | | | | |
| 03/04 • at Vanderbilt [SEC] | | | | | | | | | | | | |

K. HAMILTON'S STANDOUT PERFORMANCES

22-23 • FR

CAREER

| | | |
|-----------------------------|---|---|
| 10+ Points | - | 0 |
| 20+ Points | - | 0 |
| 15+PTS • 5+ REB | - | 0 |
| Led MSU in Scoring | - | 0 |
| 5+ Rebounds | - | 0 |
| 10+ Rebounds | - | 0 |
| Double-Doubles | - | 0 |
| 20+PTS • 10+ REB | - | 0 |
| Led MSU in Rebounding | - | 0 |
| 5+ Field Goals Made | - | 0 |
| 10+ Field Goals Made | - | 0 |
| 2+ 3-Point Field Goals Made | - | 0 |
| 5+ 3-Point Field Goals Made | - | 0 |
| 5+ Free Throws Made | - | 0 |
| 10+ Free Throws Made | - | 0 |
| 2+ Assists | - | 0 |
| 5+ Assists | - | 0 |
| 2+ Blocks | - | 0 |
| 5+ Blocks | - | 0 |
| 2+ Steals | - | 0 |
| 5+ Steals | - | 0 |

K. HAMILTON'S CAREER STATISTICS

| YEAR | GP-GS | MIN • AVG | FG-FGA | PCT | THREE-POINT | | | | PCT | REBOUND | | | | PF-FO | AST | TO | BLK | STL | PTS • AVG |
|---------|-------|-----------|--------|-----|-------------|-----|--------|-----|-----|-----------------|-----|-------|-----|-------|-----|----|-----|-----|-----------|
| | | | | | FG-FGA | PCT | FT-FTA | PCT | | OFF • DEF • TOT | AVG | PF-FO | AST | | | | | | |
| 2022-23 | 2-0 | 4 • 2.1 | 0-1 | 0.0 | 0-0 | 0.0 | 0-0 | 0.0 | 0.0 | 0 • 1 • 1 | 0.5 | 1-0 | 1 | 1 | 1 | 0 | 0 | 0 | 0 • 0.0 |
| TOTALS | 2-0 | 4 • 2.1 | 0-1 | 0.0 | 0-0 | 0.0 | 0-0 | 0.0 | 0.0 | 0 • 1 • 1 | 0.5 | 1-0 | 1 | 1 | 1 | 0 | 0 | 0 | 0 • 0.0 |



#10 Dashawn Davis

Guard • 6-2 • 195 • SR • TR • The Bronx, New York • Our Saviour Lutheran HS • Oregon State

2022-23 OVERALL

PPG 7.0 RPG 1.0 APG 3.0 SPG 1.5 BPG 0.0

2021-22 OVERALL • OREGON STATE

PPG 10.9 RPG 3.1 APG 5.5 SPG 1.4 BPG 0.1

D. DAVIS' SEASON • CAREER HIGHS

| POINTS | |
|--------|--|
| Season | 8 • vs. Akron • 11/11/2022 |
| Career | 31 • No. 16 Southern Cal • USC • 02/24/2022 OSU |

REBOUNDS

| | |
|--------|----------------------------------|
| Season | 2 • vs. Akron • 11/11/2022 |
| Career | 7 • UC Davis • 12/14/2021 OSU |

FIELD GOALS MADE

| | |
|--------|--|
| Season | 3 • vs. Akron • 11/11/2022 |
| Career | 14 • No. 16 Southern Cal • USC • 02/24/2022 OSU |

3-POINT FIELD GOALS MADE

| | |
|--------|--|
| Season | 2 • vs. Akron • 11/11/2022 |
| | 2 • Texas A&M-Corpus Christi • 11/07/2022 |
| Career | 2 • vs. Akron • 11/11/2022 MSU |
| | 2 • Texas A&M-Corpus Christi • 11/07/2022 MSU |
| | 2 • at Washington • 03/05/2022 OSU |

FREE THROWS MADE

| | |
|--------|------------------------------------|
| Season | |
| Career | 5 • Washington • 01/20/2022 OSU |

ASSISTS

| | |
|--------|---|
| Season | 4 • vs. Akron • 11/11/2022 |
| Career | 11 • Washington State • 02/28/2022 OSU |

BLOCKS

| | |
|--------|--|
| Season | |
| Career | 1 • vs Oregon • 03/09/2022 OSU |
| | 1 • vs Wake Forest • 11/26/2021 OSU |

STEALS

| | |
|--------|---|
| Season | 2 • Texas A&M-Corpus Christi • 11/07/2022 |
| Career | 4 • Nicholls • 12/21/2021 |

MINUTES

| | |
|--------|--|
| Season | 29 • Texas A&M-Corpus Christi • 11/07/2022 |
| Career | 45 • No. 16 Southern Cal • USC • 02/24/2022 OSU |

D. DAVIS' TOP SCORING PERFORMANCES

| RK | PTS | OPPONENT | DATE • SCHOOL |
|----|-----|---------------------------|------------------|
| 1 | 31 | No. 16 Southern Cal • USC | 02/24/2022 • OSU |
| 2 | 22 | Colorado | 02/15/2022 • OSU |
| 3 | 17 | at Washington | 03/05/2022 • OSU |
| | 17 | Washington | 01/20/2022 • OSU |
| 5 | 16 | Princeton | 11/21/2021 • OSU |
| 6 | 14 | Oregon | 01/10/2022 • OSU |
| | 14 | at California | 12/02/2021 • OSU |
| 8 | 13 | Washington State | 02/28/2022 • OSU |
| | 13 | at Arizona State | 02/19/2022 • OSU |
| | 13 | Utah | 12/30/2021 • OSU |
| | 13 | UC Davis | 12/14/2021 • OSU |

D. DAVIS' GAME-BY-GAME STATISTICS • 2022-23

| DATE • OPPONENT | GS | MIN | FG | 3FG | FT | REB • O • D • T | PF/D | AST | TO | BLK | STL | PTS |
|----------------------------------|----|-----|-----|-----|-----|-----------------|------|-----|----|-----|-----|-----|
| 11/07 • Texas A&M-Corpus Christi | • | 29 | 2-5 | 2-3 | 0-0 | 0 • 0 • 0 | 0 | 2 | 1 | 0 | 2 | 6 |
| 11/11 • vs. Akron | | 21 | 3-3 | 2-2 | 0-0 | 0 • 2 • 2 | 2 | 4 | 2 | 0 | 1 | 8 |
| 11/13 • Arkansas - Pine Bluff | | | | | | | | | | | | |
| 11/17 • South Dakota | | | | | | | | | | | | |
| 11/21 • vs. Marquette | | | | | | | | | | | | |
| 11/23 • vs. Georgia Tech/Utah | | | | | | | | | | | | |
| 11/28 • Omaha | | | | | | | | | | | | |
| 12/03 • Mississippi Valley State | | | | | | | | | | | | |
| 12/11 • at Minnesota | | | | | | | | | | | | |
| 12/14 • vs. Jackson State | | | | | | | | | | | | |
| 12/17 • Nicholls | | | | | | | | | | | | |
| 12/20 • vs. Drake | | | | | | | | | | | | |
| 12/28 • Alabama [SEC] | | | | | | | | | | | | |
| 01/03 • at Tennessee [SEC] | | | | | | | | | | | | |
| 01/07 • Ole Miss [SEC] | | | | | | | | | | | | |
| 01/11 • at Georgia [SEC] | | | | | | | | | | | | |
| 01/14 • Auburn [SEC] | | | | | | | | | | | | |
| 01/17 • Tennessee [SEC] | | | | | | | | | | | | |
| 01/21 • Florida [SEC] | | | | | | | | | | | | |
| 01/25 • at Alabama [SEC] | | | | | | | | | | | | |
| 01/28 • Texas Christian • TCU | | | | | | | | | | | | |
| 01/31 • at South Carolina [SEC] | | | | | | | | | | | | |
| 02/04 • Missouri [SEC] | | | | | | | | | | | | |
| 02/08 • LSU [SEC] | | | | | | | | | | | | |
| 02/11 • at Arkansas [SEC] | | | | | | | | | | | | |
| 02/15 • Kentucky [SEC] | | | | | | | | | | | | |
| 02/18 • at Ole Miss [SEC] | | | | | | | | | | | | |
| 02/21 • at Missouri [SEC] | | | | | | | | | | | | |
| 02/25 • Texas A&M [SEC] | | | | | | | | | | | | |
| 02/28 • South Carolina [SEC] | | | | | | | | | | | | |
| 03/04 • at Vanderbilt [SEC] | | | | | | | | | | | | |

| D. DAVIS' STANDOUT PERFORMANCES | 21-22 • JR • OSU | 22-23 • SR • MSU | CAREER |
|---------------------------------|------------------|------------------|--------|
| 10+ Points | 15 | - | 15 |
| 20+ Points | 2 | - | 2 |
| 15+PTS • 5+ ASST | 5 | - | 5 |
| Led MSU in Scoring | - | - | 0 |
| 5+ Rebounds | 6 | - | 6 |
| 10+ Rebounds | 0 | - | 0 |
| Led MSU in Rebounding | - | - | 0 |
| 5+ Field Goals Made | 16 | - | 16 |
| 10+ Field Goals Made | 1 | - | 1 |
| 2+ 3-Point Field Goals Made | 1 | 2 | 3 |
| 5+ 3-Point Field Goals Made | 0 | - | 0 |
| 5+ Free Throws Made | 1 | - | 1 |
| 10+ Free Throws Made | 0 | - | 0 |
| 2+ Assists | 23 | 2 | 25 |
| 5+ Assists | 19 | - | 19 |
| 10+ Assists | 1 | - | 1 |
| Double-Doubles | 1 | - | 1 |
| 2+ Blocks | 0 | - | 0 |
| 5+ Blocks | 0 | - | 0 |
| 2+ Steals | 13 | 1 | 14 |
| 5+ Steals | 0 | - | 0 |

D. DAVIS' CAREER STATISTICS

| SENIOR GREEN STATISTICS | | | | | | | | | | | | | | | | | |
|-------------------------|-------|------------|---------|------|-------------|------|--------|------|-----------------|-----|-------|-----|----|-----|-----|------------|-----------|
| YEAR | GP-GS | MIN • AVG | FG-FGA | PCT | THREE-POINT | | FT-FTA | PCT | REBOUND | | PF-FO | AST | TO | BLK | STL | PTS • AVG | SCHOOL |
| | | | | | FG-FGA | PCT | | | OFF • DEF • TOT | AVG | | | | | | | |
| 2021-22 | 27-21 | 874 • 32.4 | 123-269 | 45.7 | 9-48 | 18.8 | 38-58 | 65.5 | 17 • 67 • 84 | 3.1 | 49-0 | 148 | 66 | 2 | 38 | 293 • 10.9 | OREGON ST |
| 2022-23 | 2-1 | 50 • 24.9 | 5-8 | 62.5 | 4-5 | 80.0 | 0-0 | 0.0 | 0 • 2 • 2 | 1.0 | 2-0 | 6 | 3 | 0 | 3 | 14 • 7.0 | MSU |
| TOTALS | 29-22 | 925 • 31.9 | 128-277 | 46.2 | 13-53 | 24.5 | 38-58 | 65.5 | 17 • 69 • 86 | 3.0 | 51-0 | 154 | 69 | 2 | 41 | 307 • 10.6 | |



#11 Eric Reed Jr.

Guard • 6-2 • 200 • G SR • TR • Baton Rouge, Louisiana • University Lab School • Southeast Missouri

2022-23 OVERALL

| | | | | |
|-----|-----|-----|-----|-----|
| PPG | RPG | APG | SPG | BPG |
| 4.0 | 0.5 | 4.0 | 0.0 | 0.0 |

2021-22 OVERALL • SOUTHEAST MISSOURI

| | | | | |
|------|-----|-----|-----|-----|
| PPG | RPG | APG | SPG | BPG |
| 16.1 | 3.2 | 1.7 | 1.0 | 0.1 |

E. REED JR'S SEASON • CAREER HIGHS

| | |
|--------|---|
| POINTS | |
| Season | 5 • Texas A&M-Corpus Christi • 11/07/2022 |
| Career | 35 • at Tennessee Tech • 02/17/2022 |

REBOUNDS

| | |
|--------|---|
| Season | 1 • Texas A&M-Corpus Christi • 11/07/2022 |
| Career | 8 • Austin Peay • 01/01/2022 |

FIELD GOALS MADE

| | |
|--------|---|
| Season | 2 • Texas A&M-Corpus Christi • 11/07/2022 |
| Career | 11 • at Tennessee Tech • 02/17/2022 |

3-POINT FIELD GOALS MADE

| | |
|--------|---|
| Season | 1 • vs. Akron • 11/11/2022 |
| | 1 • Texas A&M-Corpus Christi • 11/07/2022 |
| Career | 7 • Austin Peay • 01/01/2022 |
| | 7 • at Eastern Illinois • 02/25/2021 |

FREE THROWS MADE

| | |
|--------|-------------------------------------|
| Season | |
| Career | 10 • at Morehead State • 02/19/2022 |
| | 10 • SIU Edwardsville • 01/29/2022 |
| | 10 • Youngstown State • 11/13/2021 |

ASSISTS

| | |
|--------|---|
| Season | 4 • vs. Akron • 11/11/2022 |
| | 4 • Texas A&M-Corpus Christi • 11/07/2022 |
| Career | 6 • Eastern Kentucky • 02/20/2021 |

BLOCKS

| | |
|--------|-------------------------------------|
| Season | |
| Career | 1 • 6x • Last: Belmont • 02/12/2022 |

STEALS

| | |
|--------|---------------------------------|
| Season | |
| Career | 4 • Morehead State • 01/27/2022 |

MINUTES

| | |
|--------|--|
| Season | 20 • Texas A&M-Corpus Christi • 11/07/2022 |
| Career | 42 • Tennessee State • 01/02/2021 |

E. REED JR'S TOP SCORING PERFORMANCES

| RK | PTS | OPPONENT | DATE • SCHOOL |
|----|-----|---------------------|-------------------|
| 1 | 35 | at Tennessee Tech | 02/10/2022 • SEMO |
| 2 | 34 | Austin Peay | 01/01/2022 • SEMO |
| 3 | 28 | at Morehead State | 02/19/2022 • SEMO |
| 4 | 27 | at Eastern Illinois | 02/25/2021 • SEMO |
| 5 | 26 | Webster | 12/04/2021 • SEMO |
| 6 | 23 | at Incarnate Word | 11/26/2021 • SEMO |
| 7 | 22 | vs Tennessee Tech | 03/03/2022 • SEMO |
| | 22 | at Belmont | 01/06/2022 • SEMO |
| | 22 | Austin Peay | 02/16/2021 • SEMO |
| 10 | 21 | UT Martin | 02/24/2022 • SEMO |
| | 21 | Eastern Illinois | 02/05/2022 • SEMO |
| | 21 | at Missouri State | 11/09/2021 • SEMO |
| | 21 | at Austin Peay | 02/13/2021 • SEMO |

E. REED JR'S GAME-BY-GAME STATISTICS • 2022-23

| DATE • OPPONENT | GS | MIN | FG | 3FG | FT | REB • O • D • T | PF/D | AST | TO | BLK | STL | PTS |
|----------------------------------|----|-----|-----|-----|-----|-----------------|------|-----|----|-----|-----|-----|
| 11/07 • Texas A&M-Corpus Christi | • | 20 | 2-5 | 1-3 | 0-0 | 1 • 0 • 1 | 1 | 4 | 0 | 0 | 0 | 5 |
| 11/11 • vs. Akron | • | 17 | 1-3 | 1-2 | 0-0 | 0 • 0 • 0 | 3 | 4 | 0 | 0 | 0 | 3 |
| 11/13 • Arkansas - Pine Bluff | | | | | | | | | | | | |
| 11/17 • South Dakota | | | | | | | | | | | | |
| 11/21 • vs. Marquette | | | | | | | | | | | | |
| 11/23 • vs. Georgia Tech/Utah | | | | | | | | | | | | |
| 11/28 • Omaha | | | | | | | | | | | | |
| 12/03 • Mississippi Valley State | | | | | | | | | | | | |
| 12/11 • at Minnesota | | | | | | | | | | | | |
| 12/14 • vs. Jackson State | | | | | | | | | | | | |
| 12/17 • Nicholls | | | | | | | | | | | | |
| 12/20 • vs. Drake | | | | | | | | | | | | |
| 12/28 • Alabama [SEC] | | | | | | | | | | | | |
| 01/03 • at Tennessee [SEC] | | | | | | | | | | | | |
| 01/07 • Ole Miss [SEC] | | | | | | | | | | | | |
| 01/11 • at Georgia [SEC] | | | | | | | | | | | | |
| 01/14 • Auburn [SEC] | | | | | | | | | | | | |
| 01/17 • Tennessee [SEC] | | | | | | | | | | | | |
| 01/21 • Florida [SEC] | | | | | | | | | | | | |
| 01/25 • at Alabama [SEC] | | | | | | | | | | | | |
| 01/28 • Texas Christian • TCU | | | | | | | | | | | | |
| 01/31 • at South Carolina [SEC] | | | | | | | | | | | | |
| 02/04 • Missouri [SEC] | | | | | | | | | | | | |
| 02/08 • LSU [SEC] | | | | | | | | | | | | |
| 02/11 • at Arkansas [SEC] | | | | | | | | | | | | |
| 02/15 • Kentucky [SEC] | | | | | | | | | | | | |
| 02/18 • at Ole Miss [SEC] | | | | | | | | | | | | |
| 02/21 • at Missouri [SEC] | | | | | | | | | | | | |
| 02/25 • Texas A&M [SEC] | | | | | | | | | | | | |
| 02/28 • South Carolina [SEC] | | | | | | | | | | | | |
| 03/04 • at Vanderbilt [SEC] | | | | | | | | | | | | |

| E. REED JR'S STANDOUT PERFORMANCES | 20-21 • JR • SEMO | 21-22 • SR • SEMO | 22-23 • G SR • MISS ST | CAREER |
|------------------------------------|-------------------|-------------------|------------------------|--------|
| 10+ Points | 13 | 23 | - | 36 |
| 20+ Points | 3 | 11 | - | 14 |
| 15+PTS • 5+ ASST | 1 | 2 | - | 3 |
| Led MSU in Scoring | - | - | - | 0 |
| 5+ Rebounds | 5 | 5 | - | 10 |
| 10+ Rebounds | 0 | 0 | - | 0 |
| Double-Doubles | 0 | 0 | - | 0 |
| Led MSU in Rebounding | - | - | - | 0 |
| 5+ Field Goals Made | 10 | 15 | - | 25 |
| 10+ Field Goals Made | 1 | 1 | - | 2 |
| 2+ 3-Point Field Goals Made | 18 | 19 | - | 37 |
| 5+ 3-Point Field Goals Made | 3 | 5 | - | 8 |
| 5+ Free Throws Made | 1 | 9 | - | 10 |
| 10+ Free Throws Made | 0 | 3 | - | 3 |
| 2+ Assists | 8 | 14 | 2 | 24 |
| 5+ Assists | 1 | 3 | - | 4 |
| 2+ Blocks | 0 | 0 | - | 0 |
| 5+ Blocks | 0 | 0 | - | 0 |
| 2+ Steals | 3 | 7 | - | 10 |
| 5+ Steals | 0 | 0 | - | 0 |

E. REED JR'S CAREER STATISTICS

| YEAR | GP-GS | MIN • AVG | FG-FGA | PCT | THREE-POINT | | | REBOUND | | | | | | | | PTS • AVG | SCHOOL |
|---------|-------|-------------|---------|------|-------------|------|---------|---------|-----------------|-----|-------|-----|----|-----|-----|------------|--------------------|
| | | | | | FG-FGA | PCT | FT-FTA | PCT | OFF • DEF • TOT | AVG | PF-FO | AST | TO | BLK | STL | | |
| 2020-21 | 27-22 | 799 • 29.6 | 106-224 | 47.3 | 61-133 | 45.9 | 24-39 | 61.5 | 25 • 45 • 70 | 2.6 | 48-0 | 35 | 33 | 2 | 16 | 297 • 11.0 | SOUTHEAST MISSOURI |
| 2021-22 | 30-29 | 963 • 32.1 | 155-367 | 42.2 | 71-196 | 36.2 | 101-124 | 81.5 | 26 • 69 • 95 | 3.2 | 62-0 | 52 | 51 | 4 | 30 | 482 • 16.1 | SOUTHEAST MISSOURI |
| 2022-23 | 2-2 | 38 • 18.8 | 3-8 | 37.5 | 2-5 | 40.0 | 0-0 | 0.0 | 1 • 0 • 1 | 0.5 | 4-0 | 8 | 0 | 0 | 0 | 8 • 4.0 | MSU |
| TOTALS | 59-53 | 1796 • 30.4 | 264-602 | 43.9 | 134-337 | 39.8 | 125-163 | 76.7 | 52 • 116 • 168 | 2.8 | 113-0 | 94 | 83 | 6 | 45 | 787 • 13.3 | |



#12 KeShawn Murphy

Forward • 6-10 • 235 • R FR • HS • Birmingham, Alabama • Ramsay HS

2022-23 OVERALL

| PPG | RPG | APG | SPG | BPG |
|-----|-----|-----|-----|-----|
| 1.5 | 0.5 | 0.0 | 0.5 | 0.0 |

2021-22 OVERALL • REDSHIRT

| PPG | RPG | APG | SPG | BPG |
|-----|-----|-----|-----|-----|
| 0.0 | 0.0 | 0.0 | 0.0 | 0.0 |

K. MURPHY'S SEASON • CAREER HIGHS

POINTS

| | |
|--------|---|
| Season | 3 • Texas A&M-Corpus Christi • 11/07/2022 |
| Career | 3 • Texas A&M-Corpus Christi • 11/07/2022 |

REBOUNDS

| | |
|--------|----------------------------|
| Season | 1 • vs. Akron • 11/11/2022 |
| Career | 1 • vs. Akron • 11/11/2022 |

FIELD GOALS MADE

| | |
|--------|---|
| Season | 1 • Texas A&M-Corpus Christi • 11/07/2022 |
| Career | 1 • Texas A&M-Corpus Christi • 11/07/2022 |

3-POINT FIELD GOALS MADE

| | |
|--------|---|
| Season | 1 • Texas A&M-Corpus Christi • 11/07/2022 |
| Career | 1 • Texas A&M-Corpus Christi • 11/07/2022 |

FREE THROWS MADE

| | |
|--------|--|
| Season | |
| Career | |

ASSISTS

| | |
|--------|--|
| Season | |
| Career | |

BLOCKS

| | |
|--------|--|
| Season | |
| Career | |

STEALS

| | |
|--------|---|
| Season | 1 • Texas A&M-Corpus Christi • 11/07/2022 |
| Career | 1 • Texas A&M-Corpus Christi • 11/07/2022 |

MINUTES

| | |
|--------|----------------------------|
| Season | 2 • vs. Akron • 11/11/2022 |
| Career | 2 • vs. Akron • 11/11/2022 |

K. MURPHY'S TOP SCORING PERFORMANCES

| RK | PTS | OPPONENT | DATE |
|----|-----|--------------------------|------------|
| 1 | 3 | Texas A&M-Corpus Christi | 11/07/2022 |

K. MURPHY'S GAME-BY-GAME STATISTICS • 2022-23

| DATE • OPPONENT | GS | MIN | FG | 3FG | FT | REB • O • D • T | PF/D | AST | TO | BLK | STL | PTS |
|----------------------------------|----|-----|-----|-----|-----|-----------------|------|-----|----|-----|-----|-----|
| 11/07 • Texas A&M-Corpus Christi | | 1 | 1-2 | 1-2 | 0-0 | 0 • 0 • 0 | 0 | 0 | 0 | 0 | 1 | 3 |
| 11/11 • vs. Akron | | 2 | 0-2 | 0-1 | 0-0 | 1 • 0 • 1 | 0 | 0 | 0 | 0 | 0 | 0 |
| 11/13 • Arkansas - Pine Bluff | | | | | | | | | | | | |
| 11/17 • South Dakota | | | | | | | | | | | | |
| 11/21 • vs. Marquette | | | | | | | | | | | | |
| 11/23 • vs. Georgia Tech/Utah | | | | | | | | | | | | |
| 11/28 • Omaha | | | | | | | | | | | | |
| 12/03 • Mississippi Valley State | | | | | | | | | | | | |
| 12/11 • at Minnesota | | | | | | | | | | | | |
| 12/14 • vs. Jackson State | | | | | | | | | | | | |
| 12/17 • Nicholls | | | | | | | | | | | | |
| 12/20 • vs. Drake | | | | | | | | | | | | |
| 12/28 • Alabama [SEC] | | | | | | | | | | | | |
| 01/03 • at Tennessee [SEC] | | | | | | | | | | | | |
| 01/07 • Ole Miss [SEC] | | | | | | | | | | | | |
| 01/11 • at Georgia [SEC] | | | | | | | | | | | | |
| 01/14 • Auburn [SEC] | | | | | | | | | | | | |
| 01/17 • Tennessee [SEC] | | | | | | | | | | | | |
| 01/21 • Florida [SEC] | | | | | | | | | | | | |
| 01/25 • at Alabama [SEC] | | | | | | | | | | | | |
| 01/28 • Texas Christian • TCU | | | | | | | | | | | | |
| 01/31 • at South Carolina [SEC] | | | | | | | | | | | | |
| 02/04 • Missouri [SEC] | | | | | | | | | | | | |
| 02/08 • LSU [SEC] | | | | | | | | | | | | |
| 02/11 • at Arkansas [SEC] | | | | | | | | | | | | |
| 02/15 • Kentucky [SEC] | | | | | | | | | | | | |
| 02/18 • at Ole Miss [SEC] | | | | | | | | | | | | |
| 02/21 • at Missouri [SEC] | | | | | | | | | | | | |
| 02/25 • Texas A&M [SEC] | | | | | | | | | | | | |
| 02/28 • South Carolina [SEC] | | | | | | | | | | | | |
| 03/04 • at Vanderbilt [SEC] | | | | | | | | | | | | |

K. MURPHY'S STANDOUT PERFORMANCES

22-23 • R FR

CAREER

| | | |
|-----------------------------|---|---|
| 10+ Points | - | 0 |
| 20+ Points | - | 0 |
| Led MSU in Scoring | - | 0 |
| 5+ Rebounds | - | 0 |
| 10+ Rebounds | - | 0 |
| Double-Doubles | - | 0 |
| 20+PTS • 10+ REB | - | 0 |
| Led MSU in Rebounding | - | 0 |
| 5+ Field Goals Made | - | 0 |
| 10+ Field Goals Made | - | 0 |
| 2+ 3-Point Field Goals Made | - | 0 |
| 5+ 3-Point Field Goals Made | - | 0 |
| 5+ Free Throws Made | - | 0 |
| 10+ Free Throws Made | - | 0 |
| 2+ Assists | - | 0 |
| 5+ Assists | - | 0 |
| 2+ Blocks | - | 0 |
| 5+ Blocks | - | 0 |
| 2+ Steals | - | 0 |
| 5+ Steals | - | 0 |

K. MURPHY'S CAREER STATISTICS

| YEAR | GP-GS | MIN • AVG | FG-FGA | PCT | THREE-POINT | | FT-FTA | PCT | REBOUND | | PF-FO | AST | TO | BLK | STL | PTS • AVG |
|---------|-------|-----------|--------|------|-------------|------|--------|-----|-----------------|-----|-------|-----|----|-----|-----|-----------|
| | | | | | FG-FGA | PCT | | | OFF • DEF • TOT | AVG | | | | | | |
| 2022-23 | 2-0 | 3 • 1.7 | 1-4 | 25.0 | 1-3 | 33.3 | 0-0 | 0.0 | 1 • 0 • 0 | 0.5 | 0-0 | 0 | 0 | 0 | 1 | 3 • 1.5 |
| TOTALS | 2-0 | 3 • 1.7 | 1-4 | 25.0 | 1-3 | 33.3 | 0-0 | 0.0 | 1 • 0 • 0 | 0.5 | 0-0 | 0 | 0 | 0 | 1 | 3 • 1.5 |



#13 Will McNair Jr.

Forward • 6-11 • 265 • R SR • TR • Philadelphia, Pennsylvania • Martin Luther King HS • New Mexico State

2022-23 OVERALL

PPG 1.5 RPG 4.0 APG 0.5 SPG 0.5 BPG 0.0

2021-22 OVERALL • NEW MEXICO STATE

PPG 6.6 RPG 5.0 APG 1.0 SPG 0.4 BPG 0.7

W. MCNAIR JR'S SEASON • CAREER HIGHS

POINTS

| | | |
|--------|---|------|
| Season | 3 • Texas A&M-Corpus Christi • 11/07/2022 | |
| Career | 18 • at Texas-El Paso • UTEP • 12/03/2021 | NMST |

REBOUNDS

| | | |
|--------|---|------|
| Season | 6 • Texas A&M-Corpus Christi • 11/07/2022 | |
| Career | 15 • vs. Indiana State • 11/21/2021 | NMST |

FIELD GOALS MADE

| | | |
|--------|---|------|
| Season | 1 • Texas A&M-Corpus Christi • 11/07/2022 | |
| Career | 9 • at Texas-El Paso • UTEP • 12/03/2021 | NMST |

3-POINT FIELD GOALS MADE

| | | |
|--------|---|------|
| Season | | |
| Career | 1 • 5x • Last: vs. Abilene Christian • 03/12/2022 | NMST |

FREE THROWS MADE

| | | |
|--------|---|------|
| Season | 1 • Texas A&M-Corpus Christi • 11/07/2022 | |
| Career | 3 • Western New Mexico • 11/05/2019 | NMST |

ASSISTS

| | | |
|--------|------------------------------------|------|
| Season | 1 • vs. Akron • 11/11/2022 | |
| Career | 5 • vs. Indiana State • 11/21/2021 | NMST |

BLOCKS

| | | |
|--------|--|------|
| Season | | |
| Career | 3 • 3x • Last: at Seattle • 02/21/2022 | NMST |

STEALS

| | | |
|--------|--------------------------------------|------|
| Season | 1 • vs. Akron • 11/11/2022 | |
| Career | 2 • at Loyola Marymount • 12/11/2021 | NMST |

MINUTES

| | | |
|--------|------------------------------|------|
| Season | 12 • vs. Akron • 11/11/2022 | |
| Career | 35 • New Mexico • 11/30/2021 | NMST |

W. MCNAIR JR'S TOP SCORING PERFORMANCES

| RK | PTS | OPPONENT | DATE • SCHOOL |
|----|-----|------------------------------------|-------------------|
| 1 | 18 | at Texas-El Paso • UTEP | 12/03/2021 • NMST |
| 2 | 17 | at Texas-Rio Grande Valley • UTRGV | 01/08/2022 • NMST |
| 3 | 14 | at Seattle | 02/21/2022 • NMST |
| | 14 | New Mexico | 11/30/2021 • NMST |
| 5 | 12 | vs. Indiana State | 11/21/2021 • NMST |
| | 12 | Cal Baptist | 02/06/2021 • NMST |
| 7 | 11 | Stephen F. Austin • SFA | 03/02/2022 • NMST |
| | 11 | Western New Mexico | 11/05/2019 • NMST |
| 9 | 10 | at Washington State | 12/15/2021 • NMST |
| | 10 | Northern New Mexico | 12/18/2021 • NMST |
| | 10 | UC Irvine • UCI | 11/09/2021 • NMST |

W. MCNAIR JR'S GAME-BY-GAME STATISTICS • 2022-23

| DATE • OPPONENT | GS | MIN | FG | 3FG | FT | REB • O • D • T | PF/D | AST | TO | BLK | STL | PTS |
|----------------------------------|----|-----|-----|-----|-----|-----------------|------|-----|----|-----|-----|-----|
| 11/07 • Texas A&M-Corpus Christi | | 11 | 1-3 | 0-1 | 1-2 | 1 • 5 • 6 | 1 | 0 | 2 | 0 | 0 | 3 |
| 11/11 • vs. Akron | | 12 | 0-2 | 0-1 | 0-0 | 0 • 2 • 2 | 1 | 1 | 2 | 0 | 1 | 0 |
| 11/13 • Arkansas - Pine Bluff | | | | | | | | | | | | |
| 11/17 • South Dakota | | | | | | | | | | | | |
| 11/21 • vs. Marquette | | | | | | | | | | | | |
| 11/23 • vs. Georgia Tech/Utah | | | | | | | | | | | | |
| 11/28 • Omaha | | | | | | | | | | | | |
| 12/03 • Mississippi Valley State | | | | | | | | | | | | |
| 12/11 • at Minnesota | | | | | | | | | | | | |
| 12/14 • vs. Jackson State | | | | | | | | | | | | |
| 12/17 • Nicholls | | | | | | | | | | | | |
| 12/20 • vs. Drake | | | | | | | | | | | | |
| 12/28 • Alabama [SEC] | | | | | | | | | | | | |
| 01/03 • at Tennessee [SEC] | | | | | | | | | | | | |
| 01/07 • Ole Miss [SEC] | | | | | | | | | | | | |
| 01/11 • at Georgia [SEC] | | | | | | | | | | | | |
| 01/14 • Auburn [SEC] | | | | | | | | | | | | |
| 01/17 • Tennessee [SEC] | | | | | | | | | | | | |
| 01/21 • Florida [SEC] | | | | | | | | | | | | |
| 01/25 • at Alabama [SEC] | | | | | | | | | | | | |
| 01/28 • Texas Christian • TCU | | | | | | | | | | | | |
| 01/31 • at South Carolina [SEC] | | | | | | | | | | | | |
| 02/04 • Missouri [SEC] | | | | | | | | | | | | |
| 02/08 • LSU [SEC] | | | | | | | | | | | | |
| 02/11 • at Arkansas [SEC] | | | | | | | | | | | | |
| 02/15 • Kentucky [SEC] | | | | | | | | | | | | |
| 02/18 • at Ole Miss [SEC] | | | | | | | | | | | | |
| 02/21 • at Missouri [SEC] | | | | | | | | | | | | |
| 02/25 • Texas A&M [SEC] | | | | | | | | | | | | |
| 02/28 • South Carolina [SEC] | | | | | | | | | | | | |
| 03/04 • at Vanderbilt [SEC] | | | | | | | | | | | | |

| W. MCNAIR JR'S STANDOUT PERFORMANCES | 19-20 • FR • NMST | 20-21 • SO • NMST | 21-22 • JR • NMST | 22-23 • SR • MSU | CAREER |
|--------------------------------------|-------------------|-------------------|-------------------|------------------|--------|
| 10+ Points | 1 | 1 | 9 | - | 11 |
| 20+ Points | 0 | 0 | 0 | - | 0 |
| Led MSU in Scoring | - | - | - | - | - |
| 5+ Rebounds | 2 | 6 | 18 | 1 | 27 |
| 10+ Rebounds | 0 | 0 | 2 | - | 2 |
| Double-Doubles | 0 | 0 | 2 | - | 2 |
| 20+PTS • 10+ REB | - | - | - | - | - |
| Led MSU in Rebounding | - | - | - | - | - |
| 5+ Field Goals Made | 0 | 1 | 7 | - | 8 |
| 10+ Field Goals Made | 0 | 0 | 0 | - | - |
| 2+ 3-Point Field Goals Made | 0 | 0 | 0 | - | - |
| 5+ 3-Point Field Goals Made | 0 | 0 | 0 | - | - |
| 5+ Free Throws Made | 0 | 0 | 0 | - | - |
| 10+ Free Throws Made | 0 | 0 | 0 | - | - |
| 2+ Assists | 0 | 0 | 9 | - | 9 |
| 5+ Assists | 0 | 0 | 1 | - | 1 |
| 2+ Blocks | 3 | 0 | 8 | - | 11 |
| 5+ Blocks | 0 | 0 | 0 | - | - |
| 2+ Steals | 0 | 0 | 1 | - | 1 |
| 5+ Steals | 0 | 0 | 0 | - | - |

W. MCNAIR JR'S CAREER STATISTICS

| YEAR | GP-GS | MIN • AVG | FG-FGA | PCT | THREE-POINT | FG-FGA | PCT | FT-FTA | PCT | REBOUND | OFF • DEF • TOT | AVG | PF-FO | AST | TO | BLK | STL | PTS • AVG | SCHOOL |
|---------|-------|-------------|---------|------|-------------|--------|-------|--------|-----|----------------|-----------------|-------|-------|-----|----|-----|-----|-----------|---------------|
| 2019-20 | 28-0 | 232 • 8.3 | 21-36 | 58.3 | 0-0 | 0.0 | 7-11 | 63.6 | | 13 • 32 • 45 | 1.6 | 25-0 | 3 | 11 | 12 | 2 | | 49 • 1.8 | NEW MEXICO ST |
| 2020-21 | 20-1 | 258 • 12.9 | 27-47 | 57.4 | 1-1 | 100 | 7-14 | 50.0 | | 21 • 43 • 64 | 3.2 | 32-0 | 5 | 16 | 9 | 4 | | 62 • 3.1 | NEW MEXICO ST |
| 2021-22 | 34-27 | 777 • 22.9 | 101-184 | 54.9 | 4-18 | 22.2 | 19-36 | 52.8 | | 56 • 113 • 169 | 5.0 | 66-0 | 33 | 31 | 25 | 12 | | 225 • 6.6 | NEW MEXICO ST |
| 2022-23 | 2-0 | 23 • 11.6 | 1-5 | 20.0 | 0-2 | 0.0 | 1-2 | 50.0 | | 1 • 7 • 8 | 4.0 | 2-0 | 1 | 4 | 0 | 1 | | 3 • 1.5 | MSU |
| TOTALS | 84-28 | 1291 • 15.4 | 150-272 | 55.1 | 5-21 | 23.8 | 34-63 | 54.0 | | 91 • 195 • 286 | 3.4 | 125-0 | 42 | 62 | 46 | 19 | | 339 • 4.0 | |



#14 Tyler Stevenson

Forward • 6-8 • 220 • G SR • TR • Columbus, Mississippi • New Hope HS • Southern Miss

2022-23 OVERALL

PPG 1.0 RPG 4.5 APG 1.5 SPG 1.0 BPG 0.5

2021-22 OVERALL • SOUTHERN MISS

PPG 14.5 RPG 7.5 APG 0.6 SPG 0.6 BPG 1.1

T. STEVENSON'S SEASON • CAREER HIGHS

| POINTS | | |
|--------|--|-----|
| Season | 2 • vs. Akron • 11/11/2022 | |
| Career | 29 • Southeastern Baptist • 01/19/2022 | USM |
| | 29 • at Rice • 02/06/2021 | USM |

REBOUNDS

| | | |
|--------|--|-----|
| Season | 6 • vs. Akron • 11/11/2022 | |
| Career | 14 • at Southern Illinois • 12/04/2021 | USM |

FIELD GOALS MADE

| | | |
|--------|--|-----|
| Season | | |
| Career | 13 • Southeastern Baptist • 01/19/2022 | USM |

3-POINT FIELD GOALS MADE

| | | |
|--------|--|-----|
| Season | | |
| Career | 1 • at Alabama-Birmingham • UAB • 02/10/2022 | USM |

FREE THROWS MADE

| | | |
|--------|--|-----|
| Season | 2 • vs. Akron • 11/11/2022 | |
| Career | 10 • Texas-El Paso • UTEP • 01/01/2021 | USM |

ASSISTS

| | | |
|--------|------------------------------------|-----|
| Season | 3 • vs. Akron • 11/11/2022 | |
| Career | 4 • at Louisiana Tech • 01/30/2021 | USM |
| | 4 • Louisiana Tech • 01/28/2021 | USM |

BLOCKS

| | | |
|--------|---|-----|
| Season | 1 • Texas A&M-Corpus Christi • 11/07/2022 | |
| Career | 3 • 4x • Last: North Texas • 01/27/2022 | USM |

STEALS

| | | |
|--------|--|-----|
| Season | 1 • vs. Akron • 11/11/2022 | |
| | 1 • Texas A&M-Corpus Christi • 11/07/2022 | |
| Career | 3 • 3x • Last: Western Kentucky • 02/14/2022 | USM |

MINUTES

| | | |
|--------|--|-----|
| Season | 22 • vs. Akron • 11/11/2022 | |
| Career | 42 • Texas-San Antonio • UTSA • 02/17/2022 | USM |
| | 42 • Charlotte • 02/01/2020 | USM |

T. STEVENSON'S TOP SCORING PERFORMANCES

| RK | PTS | OPPONENT | DATE • SCHOOL |
|----|-----|--------------------------------|------------------|
| 1 | 29 | Southeastern Baptist | 01/19/2022 • USM |
| | 29 | at Rice | 02/06/2021 • USM |
| 3 | 27 | William Carey | 12/02/2020 • USM |
| | 27 | North Florida • UNF | 12/14/2019 • USM |
| 5 | 26 | at Florida International • FIU | 02/19/2021 • USM |
| | 26 | Texas-El Paso • UTEP | 01/01/2020 • USM |
| 7 | 24 | at Alabama-Birmingham • UAB | 02/10/2022 • USM |
| | 24 | Rice | 01/18/2020 • USM |
| 9 | 23 | at Texas-San Antonio • UTSA | 01/22/2021 • USM |
| 10 | 22 | vs. Texas-San Antonio • UTSA | 03/08/2022 • USM |
| | 22 | Florida International • FIU | 02/15/2020 • USM |

T. STEVENSON'S GAME-BY-GAME STATISTICS • 2022-23

| DATE • OPPONENT | GS | MIN | FG | 3FG | FT | REB • O • D • T | PF/D | AST | TO | BLK | STL | PTS |
|----------------------------------|----|-----|-----|-----|-----|-----------------|------|-----|----|-----|-----|-----|
| 11/07 • Texas A&M-Corpus Christi | | 17 | 0-2 | 0-0 | 0-0 | 2 • 1 • 3 | 0 | 0 | 3 | 1 | 1 | 0 |
| 11/11 • vs. Akron | | 22 | 0-3 | 0-0 | 2-2 | 1 • 5 • 6 | 2 | 3 | 2 | 0 | 1 | 2 |
| 11/13 • Arkansas - Pine Bluff | | | | | | | | | | | | |
| 11/17 • South Dakota | | | | | | | | | | | | |
| 11/21 • vs. Marquette | | | | | | | | | | | | |
| 11/23 • vs. Georgia Tech/Utah | | | | | | | | | | | | |
| 11/28 • Omaha | | | | | | | | | | | | |
| 12/03 • Mississippi Valley State | | | | | | | | | | | | |
| 12/11 • at Minnesota | | | | | | | | | | | | |
| 12/14 • vs. Jackson State | | | | | | | | | | | | |
| 12/17 • Nicholls | | | | | | | | | | | | |
| 12/20 • vs. Drake | | | | | | | | | | | | |
| 12/28 • Alabama [SEC] | | | | | | | | | | | | |
| 01/03 • at Tennessee [SEC] | | | | | | | | | | | | |
| 01/07 • Ole Miss [SEC] | | | | | | | | | | | | |
| 01/11 • at Georgia [SEC] | | | | | | | | | | | | |
| 01/14 • Auburn [SEC] | | | | | | | | | | | | |
| 01/17 • Tennessee [SEC] | | | | | | | | | | | | |
| 01/21 • Florida [SEC] | | | | | | | | | | | | |
| 01/25 • at Alabama [SEC] | | | | | | | | | | | | |
| 01/28 • Texas Christian • TCU | | | | | | | | | | | | |
| 01/31 • at South Carolina [SEC] | | | | | | | | | | | | |
| 02/04 • Missouri [SEC] | | | | | | | | | | | | |
| 02/08 • LSU [SEC] | | | | | | | | | | | | |
| 02/11 • at Arkansas [SEC] | | | | | | | | | | | | |
| 02/15 • Kentucky [SEC] | | | | | | | | | | | | |
| 02/18 • at Ole Miss [SEC] | | | | | | | | | | | | |
| 02/21 • at Missouri [SEC] | | | | | | | | | | | | |
| 02/25 • Texas A&M [SEC] | | | | | | | | | | | | |
| 02/28 • South Carolina [SEC] | | | | | | | | | | | | |
| 03/04 • at Vanderbilt [SEC] | | | | | | | | | | | | |

| T. STEVENSON'S STANDOUT PERFORMANCES | 18-19 • FR • USM | 19-20 • SO • USM | 20-21 • JR • USM | 21-22 • SR • USM | 22-23 • GR • MISS ST | CAREER |
|--------------------------------------|------------------|------------------|------------------|------------------|----------------------|--------|
| 10+ Points | 2 | 25 | 17 | 23 | - | 67 |
| 20+ Points | 0 | 3 | 6 | 7 | - | 16 |
| Led MSU in Scoring | - | - | - | - | - | - |
| 5+ Rebounds | 2 | 24 | 20 | 22 | - | 68 |
| 10+ Rebounds | 0 | 5 | 5 | 10 | - | 20 |
| Double-Doubles | - | 5 | 4 | 9 | - | 18 |
| 20+PTS • 10+ REB | - | 1 | 3 | 4 | - | 8 |
| Led MSU in Rebounding | - | - | - | - | - | - |
| 5+ Field Goals Made | 2 | 22 | 13 | 20 | - | 55 |
| 10+ Field Goals Made | 0 | 3 | 3 | 1 | - | 7 |
| 2+ 3-Point Field Goals Made | 0 | 0 | 0 | 0 | - | 0 |
| 5+ 3-Point Field Goals Made | 0 | 0 | 0 | 0 | - | 0 |
| 5+ Free Throws Made | 1 | 7 | 7 | 4 | - | 19 |
| 10+ Free Throws Made | 0 | 0 | 1 | 0 | - | 1 |
| 2+ Assists | 0 | 10 | 11 | 6 | - | 27 |
| 5+ Assists | 0 | 0 | 0 | 0 | - | 0 |
| 2+ Blocks | 0 | 2 | 3 | 8 | - | 13 |
| 5+ Blocks | 0 | 0 | 0 | 0 | - | 0 |
| 2+ Steals | 0 | 4 | 2 | 3 | - | 9 |
| 5+ Steals | 0 | 0 | 0 | 0 | - | 0 |

T. STEVENSON'S CAREER STATISTICS

| YEAR | GP-GS | MIN • AVG | FG-FGA | PCT | THREE-POINT | FG-FGA | PCT | FT-FTA | PCT | REBOUND | OFF • DEF • TOT | AVG | PF-FO | AST | TO | BLK | STL | PTS • AVG | SCHOOL |
|---------|--------|-------------|---------|------|-------------|--------|-----|---------|-------|-----------------|-----------------|-------|-------|-----|----|-----|-----|-------------|---------------|
| 2018-19 | 15-0 | 115 • 7.6 | 20-41 | 48.8 | 0-0 | 0.0 | 0.0 | 9-19 | 47.4 | 11 • 23 • 34 | 2.3 | 11-0 | 3 | 7 | 1 | 3 | | 49 • 3.3 | SOUTHERN MISS |
| 2019-20 | 31-23 | 855 • 27.6 | 161-289 | 55.7 | 0-0 | 0.0 | 0.0 | 75-110 | 68.2 | 52 • 152 • 204 | 6.6 | 75-2 | 32 | 49 | 14 | 15 | | 397 • 12.8 | SOUTHERN MISS |
| 2020-21 | 25-25 | 838 • 33.5 | 138-264 | 52.3 | 0-0 | 0.0 | 0.0 | 76-113 | 67.3 | 45 • 133 • 178 | 7.1 | 47-0 | 36 | 46 | 13 | 14 | | 352 • 14.1 | SOUTHERN MISS |
| 2021-22 | 28-26 | 896 • 32.0 | 167-339 | 49.3 | 1-7 | 14.3 | | 70-104 | 67.3 | 45 • 165 • 210 | 7.5 | 60-0 | 18 | 50 | 30 | 18 | | 405 • 14.5 | SOUTHERN MISS |
| 2022-23 | 2-0 | 39 • 19.4 | 0-5 | 0.0 | 0-0 | 0.0 | 0.0 | 2-2 | 100.0 | 3 • 6 • 9 | 4.5 | 2-0 | 3 | 5 | 1 | 2 | | 2 • 1.0 | MSU |
| TOTALS | 101-74 | 2742 • 27.1 | 486-938 | 51.8 | 1-7 | 14.3 | | 232-348 | 66.7 | 156 • 479 • 635 | 6.3 | 195-2 | 92 | 157 | 59 | 52 | | 1205 • 11.9 | |



#21 Martavious Russell

Guard • 6-2 • 185 • FR • HS • Coker, Alabama • Sipsey Valley HS

2022-23 OVERALL

| | | | | |
|-----|-----|-----|-----|-----|
| PPG | RPG | APG | SPG | BPG |
| 0.0 | 0.5 | 0.0 | 0.0 | 0.0 |

2021-22 OVERALL • HIGH SCHOOL

| | | | | |
|-----|-----|-----|-----|-----|
| PPG | RPG | APG | SPG | BPG |
|-----|-----|-----|-----|-----|

M. RUSSELL'S SEASON • CAREER HIGHS

POINTS

| | |
|--------|--|
| Season | |
| Career | |

REBOUNDS

| | |
|--------|---|
| Season | 1 • Texas A&M-Corpus Christi • 11/07/2022 |
| Career | 1 • Texas A&M-Corpus Christi • 11/07/2022 |

FIELD GOALS MADE

| | |
|--------|--|
| Season | |
| Career | |

3-POINT FIELD GOALS MADE

| | |
|--------|--|
| Season | |
| Career | |

FREE THROWS MADE

| | |
|--------|--|
| Season | |
| Career | |

ASSISTS

| | |
|--------|--|
| Season | |
| Career | |

BLOCKS

| | |
|--------|--|
| Season | |
| Career | |

STEALS

| | |
|--------|--|
| Season | |
| Career | |

MINUTES

| | |
|--------|----------------------------|
| Season | 2 • vs, Akron • 11/11/2022 |
| Career | 2 • vs, Akron • 11/11/2022 |

M. RUSSELL'S TOP SCORING PERFORMANCES

| RK | PTS | OPPONENT | DATE |
|----|-----|----------|------|
| 1 | | | |

M. RUSSELL'S GAME-BY-GAME STATISTICS • 2022-23

| DATE • OPPONENT | GS | MIN | FG | 3FG | FT | REB • O • D • T | PF/D | AST | TO | BLK | STL | PTS |
|----------------------------------|----|-----|-----|-----|-----|-----------------|------|-----|----|-----|-----|-----|
| 11/07 • Texas A&M-Corpus Christi | | 1 | 0-0 | 0-0 | 0-0 | 1 • 0 • 1 | 0 | 0 | 0 | 0 | 0 | 0 |
| 11/11 • vs, Akron | | 2 | 0-1 | 0-0 | 0-0 | 0 • 0 • 0 | 0 | 0 | 0 | 0 | 0 | 0 |
| 11/13 • Arkansas - Pine Bluff | | | | | | | | | | | | |
| 11/17 • South Dakota | | | | | | | | | | | | |
| 11/21 • vs, Marquette | | | | | | | | | | | | |
| 11/23 • vs, Georgia Tech/Utah | | | | | | | | | | | | |
| 11/28 • Omaha | | | | | | | | | | | | |
| 12/03 • Mississippi Valley State | | | | | | | | | | | | |
| 12/11 • at Minnesota | | | | | | | | | | | | |
| 12/14 • vs, Jackson State | | | | | | | | | | | | |
| 12/17 • Nicholls | | | | | | | | | | | | |
| 12/20 • vs, Drake | | | | | | | | | | | | |
| 12/28 • Alabama [SEC] | | | | | | | | | | | | |
| 01/03 • at Tennessee [SEC] | | | | | | | | | | | | |
| 01/07 • Ole Miss [SEC] | | | | | | | | | | | | |
| 01/11 • at Georgia [SEC] | | | | | | | | | | | | |
| 01/14 • Auburn [SEC] | | | | | | | | | | | | |
| 01/17 • Tennessee [SEC] | | | | | | | | | | | | |
| 01/21 • Florida [SEC] | | | | | | | | | | | | |
| 01/25 • at Alabama [SEC] | | | | | | | | | | | | |
| 01/28 • Texas Christian • TCU | | | | | | | | | | | | |
| 01/31 • at South Carolina [SEC] | | | | | | | | | | | | |
| 02/04 • Missouri [SEC] | | | | | | | | | | | | |
| 02/08 • LSU [SEC] | | | | | | | | | | | | |
| 02/11 • at Arkansas [SEC] | | | | | | | | | | | | |
| 02/15 • Kentucky [SEC] | | | | | | | | | | | | |
| 02/18 • at Ole Miss [SEC] | | | | | | | | | | | | |
| 02/21 • at Missouri [SEC] | | | | | | | | | | | | |
| 02/25 • Texas A&M [SEC] | | | | | | | | | | | | |
| 02/28 • South Carolina [SEC] | | | | | | | | | | | | |
| 03/04 • at Vanderbilt [SEC] | | | | | | | | | | | | |

M. RUSSELL'S STANDOUT PERFORMANCES

22-23 • FR

CAREER

| | | |
|-----------------------------|---|---|
| 10+ Points | - | 0 |
| 20+ Points | - | 0 |
| 15+ PTS • 5+ ASST | | |
| Led MSU in Scoring | - | 0 |
| 5+ Rebounds | - | 0 |
| 10+ Rebounds | - | 0 |
| Double-Doubles | - | 0 |
| 20+PTS • 10+ REB | - | 0 |
| Led MSU in Rebounding | - | 0 |
| 5+ Field Goals Made | - | 0 |
| 10+ Field Goals Made | - | 0 |
| 2+ 3-Point Field Goals Made | - | 0 |
| 5+ 3-Point Field Goals Made | - | 0 |
| 5+ Free Throws Made | - | 0 |
| 10+ Free Throws Made | - | 0 |
| 2+ Assists | - | 0 |
| 5+ Assists | - | 0 |
| 2+ Blocks | - | 0 |
| 5+ Blocks | - | 0 |
| 2+ Steals | - | 0 |
| 5+ Steals | - | 0 |

M. RUSSELL'S CAREER STATISTICS

| YEAR | GP-GS | MIN • AVG | FG-FGA | PCT | THREE-POINT | | | | REBOUND | | | | | | | | PTS • AVG |
|---------|-------|-----------|--------|-----|-------------|-----|--------|-----|-----------------|-----|-------|-----|----|-----|-----|-------|-----------|
| | | | | | FG-FGA | PCT | FT-FTA | PCT | OFF • DEF • TOT | AVG | PF-FO | AST | TO | BLK | STL | | |
| 2022-23 | 2-0 | 3 • 1.7 | 0-1 | 0.0 | 0-0 | 0.0 | 0-0 | 0.0 | 1 • 0 • 1 | 0.5 | 0-0 | 0 | 0 | 0 | 0 | 0 • 0 | |
| TOTALS | 2-0 | 3 • 1.7 | 0-1 | 0.0 | 0-0 | 0.0 | 0-0 | 0.0 | 1 • 0 • 1 | 0.5 | 0-0 | 0 | 0 | 0 | 0 | 0 • 0 | |



#30 Shawn Jones Jr.

Guard • 6-5 • 200 • FR • HS • Houston, Texas • Shadow Creek HS

2022-23 OVERALL

PPG 3.0 RPG 3.5 APG 0.5 SPG 1.5 BPG 0.0

2021-22 OVERALL • HIGH SCHOOL

PPG RPG APG SPG BPG

S. JONES JR.'S SEASON • CAREER HIGHS

POINTS

Season 3 • vs. Akron • 11/11/2022
3 • Texas A&M-Corpus Christi • 11/07/2022
Career 3 • 2x • Last: vs. Akron • 11/11/2022

REBOUNDS

Season 5 • vs. Akron • 11/11/2022
Career 5 • vs. Akron • 11/11/2022

FIELD GOALS MADE

Season 1 • vs. Akron • 11/11/2022
1 • Texas A&M-Corpus Christi • 11/07/2022
Career 1 • 2x • Last: vs. Akron • 11/11/2022

3-POINT FIELD GOALS MADE

Season 1 • Texas A&M-Corpus Christi • 11/07/2022
Career 1 • Texas A&M-Corpus Christi • 11/07/2022

FREE THROWS MADE

Season 1 • vs. Akron • 11/11/2022
Career 1 • vs. Akron • 11/11/2022

ASSISTS

Season 1 • Texas A&M-Corpus Christi • 11/07/2022
Career 1 • Texas A&M-Corpus Christi • 11/07/2022

BLOCKS

Season
Career

STEALS

Season 2 • Texas A&M-Corpus Christi • 11/07/2022
Career 2 • Texas A&M-Corpus Christi • 11/07/2022

MINUTES

Season 13 • Texas A&M-Corpus Christi • 11/07/2022
Career 13 • Texas A&M-Corpus Christi • 11/07/2022

S. JONES JR.'S TOP SCORING PERFORMANCES

| RK | PTS | OPPONENT | DATE |
|----|-----|--------------------------|------------|
| 1 | 3 | vs. Akron | 11/11/2022 |
| | 3 | Texas A&M-Corpus Christi | 11/07/2022 |

S. JONES JR.'S GAME-BY-GAME STATISTICS • 2022-23

| DATE • OPPONENT | GS | MIN | FG | 3FG | FT | REB • O • D • T | PF/D | AST | TO | BLK | STL | PTS |
|----------------------------------|----|-----|-----|-----|-----|-----------------|------|-----|----|-----|-----|-----|
| 11/07 • Texas A&M-Corpus Christi | | 13 | 1-5 | 1-5 | 0-0 | 0 • 2 • 2 | 1 | 1 | 2 | 0 | 2 | 3 |
| 11/11 • vs. Akron | | 11 | 1-3 | 0-1 | 1-2 | 3 • 2 • 5 | 1 | 0 | 1 | 0 | 1 | 3 |
| 11/13 • Arkansas - Pine Bluff | | | | | | | | | | | | |
| 11/17 • South Dakota | | | | | | | | | | | | |
| 11/21 • vs. Marquette | | | | | | | | | | | | |
| 11/23 • vs. Georgia Tech/Utah | | | | | | | | | | | | |
| 11/28 • Omaha | | | | | | | | | | | | |
| 12/03 • Mississippi Valley State | | | | | | | | | | | | |
| 12/11 • at Minnesota | | | | | | | | | | | | |
| 12/14 • vs. Jackson State | | | | | | | | | | | | |
| 12/17 • Nicholls | | | | | | | | | | | | |
| 12/20 • vs. Drake | | | | | | | | | | | | |
| 12/28 • Alabama [SEC] | | | | | | | | | | | | |
| 01/03 • at Tennessee [SEC] | | | | | | | | | | | | |
| 01/07 • Ole Miss [SEC] | | | | | | | | | | | | |
| 01/11 • at Georgia [SEC] | | | | | | | | | | | | |
| 01/14 • Auburn [SEC] | | | | | | | | | | | | |
| 01/17 • Tennessee [SEC] | | | | | | | | | | | | |
| 01/21 • Florida [SEC] | | | | | | | | | | | | |
| 01/25 • at Alabama [SEC] | | | | | | | | | | | | |
| 01/28 • Texas Christian • TCU | | | | | | | | | | | | |
| 01/31 • at South Carolina [SEC] | | | | | | | | | | | | |
| 02/04 • Missouri [SEC] | | | | | | | | | | | | |
| 02/08 • LSU [SEC] | | | | | | | | | | | | |
| 02/11 • at Arkansas [SEC] | | | | | | | | | | | | |
| 02/15 • Kentucky [SEC] | | | | | | | | | | | | |
| 02/18 • at Ole Miss [SEC] | | | | | | | | | | | | |
| 02/21 • at Missouri [SEC] | | | | | | | | | | | | |
| 02/25 • Texas A&M [SEC] | | | | | | | | | | | | |
| 02/28 • South Carolina [SEC] | | | | | | | | | | | | |
| 03/04 • at Vanderbilt [SEC] | | | | | | | | | | | | |

S. JONES JR.'S STANDOUT PERFORMANCES 22-23 • FR

| | CAREER |
|-----------------------------|--------|
| 10+ Points | 0 |
| 20+ Points | 0 |
| 15+ PTS • 5+ ASST | |
| Led MSU in Scoring | 0 |
| 5+ Rebounds | 1 |
| 10+ Rebounds | 0 |
| Double-Doubles | 0 |
| 20+PTS • 10+ REB | 0 |
| Led MSU in Rebounding | 0 |
| 5+ Field Goals Made | 0 |
| 10+ Field Goals Made | 0 |
| 2+ 3-Point Field Goals Made | 0 |
| 5+ 3-Point Field Goals Made | 0 |
| 5+ Free Throws Made | 0 |
| 10+ Free Throws Made | 0 |
| 2+ Assists | 0 |
| 5+ Assists | 0 |
| 2+ Blocks | 0 |
| 5+ Blocks | 0 |
| 2+ Steals | 1 |
| 5+ Steals | 0 |

S. JONES JR.'S CAREER STATISTICS

| | | | | | THREE-POINT | | | REBOUND | | | | | | | | |
|---------|-------|-----------|--------|------|-------------|------|--------|---------|-----------------|-----|-------|-----|----|-----|-----|-----------|
| YEAR | GP-GS | MIN • AVG | FG-FGA | PCT | FG-FGA | PCT | FT-FTA | PCT | OFF • DEF • TOT | AVG | PF-FO | AST | TO | BLK | STL | PTS • AVG |
| 2022-23 | 2-0 | 23 • 11.7 | 2-8 | 25.0 | 1-6 | 16.7 | 1-2 | 50.0 | 3 • 4 • 7 | 3.5 | 2-0 | 1 | 2 | 0 | 3 | 6 • 3.0 |
| TOTALS | 2-0 | 23 • 11.7 | 2-8 | 25.0 | 1-6 | 16.7 | 1-2 | 50.0 | 3 • 4 • 7 | 3.5 | 2-0 | 1 | 2 | 0 | 3 | 6 • 3.0 |



Chris Jans

Loras College • 1991

1st Season • Mississippi State

NCAA Record • 145-44 • 7th Season

MSU Record • 2-0 • 1st Season

COACH JANS FILE • HEAD COACHING EXPERIENCE

Seasons • School • Position • Years at School

2023-Present • Mississippi State • Head Coach • 1 Season

2018-22 • New Mexico State • Head Coach • 5 Seasons

2015 • Bowling Green • Head Coach • 1 Season

2004 • Chipola College • 1 Season

2002-03 • Howard CC • 2 Seasons

1999 • Independence CC • 1 Season

1997-98 • Kirkwood CC • 2 Seasons

COACH JANS • NCAA YEAR-BY-YEAR RECORD

MISSISSIPPI STATE • 2023-PRESENT • 2-0

| SEASON | OVR W-L | CONF W-L | CONF FINISH | POSTSEASON |
|---------|------------|-------------|----------------|------------|
| 2022-23 | 2-0 | 0-0 | | |

NEW MEXICO STATE • 2018-22 • 122-32

| SEASON | OVR W-L | CONF W-L | CONF FINISH | POSTSEASON |
|---------|------------|-------------|----------------|--------------------|
| 2017-18 | 28-6 | 12-2 | 1st | NCAA • Round of 64 |
| 2018-19 | 30-5 | 15-1 | 1st | NCAA • Round of 64 |
| 2019-20 | 25-6 | 16-0 | 1st | COVID-19 |
| 2020-21 | 12-8 | 7-6 | 3rd | |
| 2021-22 | 27-7 | 14-4 | T-1st | NCAA • Round of 32 |

BOWLING GREEN • 2015 • 21-12

| SEASON | OVR W-L | CONF W-L | CONF FINISH | POSTSEASON |
|---------|------------|-------------|----------------|-------------------|
| 2014-15 | 21-12 | 11-7 | T-4th | CIT • Round of 16 |

NCAA DIVISION I RECORD • 145-44 • 7 SEASONS

NJCAA RECORD • 159-45 • 6 SEASONS

1998 NJCAA DIVISION II NATIONAL CHAMPIONSHIP

COACH JANS FILE • NCAA DIVISION I ASSISTANT

Seasons • School • Position • Years at School

2016-17 • Wichita State • Special Assistant • 2 Seasons

2008-14 • Wichita State • Assistant Coach • 7 Seasons

2005-07 • Illinois State • Assistant Coach • 3 Seasons

2000-01 • Idaho • Assistant Coach • 2 Seasons

NCAA TOURNAMENTS

| | |
|--|---|
| 2022 • New Mexico State • Round of 32 • Head Coach | 8 |
| 2018 • 2019 • New Mexico State • Round of 64 • Head Coach | 1 |
| 2013 • Wichita State • Final Four • Assistant | 2 |
| 2014 • 2016 • 2017 • Wichita State • Round of 32 • Assistant | 3 |
| 2012 • Wichita State • Round of 64 • Assistant | 1 |

CONFERENCE REGULAR SEASON TITLES

| | |
|---|---|
| 2018 • 2019 • 2020 • 2022 • WAC • Head Coach | 8 |
| 2012 • 2014 • 2016 • 2017 • Missouri Valley • Assistant | 4 |

CONFERENCE TOURNAMENT TITLES

| | |
|---|---|
| 2018 • 2019 • 2022 • WAC • Head Coach | 5 |
| 2014 • 2017 • Missouri Valley • Assistant | 3 |

CONFERENCE COACH OF THE YEAR

| | |
|--|---|
| 2018 • 2019 • 2020 • WAC • Head Coach | 6 |
| 2012 • 2013 • 2014 • Missouri Valley • Assistant | 3 |

NIT

| | |
|--|---|
| 2011 • Wichita State • Champions • Assistant | 2 |
| 2010 • Wichita State • Round of 32 • Assistant | 1 |

CIT • CBI

| | |
|--|---|
| 2015 • Bowling Green • CIT Round of 16 • Head Coach | 2 |
| 2009 • Wichita State • CBI Quarterfinals • Assistant | 1 |

NCAA HEAD COACH

Chris Jans, one of the nation's premier bench bosses, has been chosen to lead the Mississippi State men's basketball program. The announcement came Sunday, March 20 from then MSU Director of Athletics John Cohen.

Jans ushered in an unprecedented run of success over the last five seasons at New Mexico State where "The Man" guided the Aggies to a 122-32 record fueled by three NCAA Tournament trips.

Most recently, New Mexico State pulled a patented 12-5 upset over Connecticut during the 2022 Big Dance in Buffalo, New York. Jans led the Aggies to the program's first win in the NCAA Tournament since 1993. In the Round of 32, the Aggies held No. 4 seed Arkansas to season lows in both points (53) and field-goal percentage (.275).

Jans owned an impressive .765 winning percentage (143-44) through his six seasons as an NCAA Division I head men's basketball coach. The .765 clip entered the 2022-23 season third nationally among active head coaches only behind Gonzaga's Mark Few (.837) and Kansas' Bill Self (.768). Jans' 143 career wins is one of the highest totals for a head coach over his first six seasons in NCAA history.

Jans' program has been the WAC's standard bearer racking up four regular season championships and three WAC Tournament titles. The Aggies have been nearly unbeatable in the WAC since his arrival and amassed a 64-13 record in conference games. The .831 clip is the second-highest conference winning percentage in the nation since 2017-18.

Jans, a three-time WAC Coach of the Year, hit the 25-plus wins plateau during each of his first three seasons at New Mexico State. He is one of eight active NCAA Division I head coaches to accomplish the feat. The prestigious list is headed by Few, Self and Kentucky's John Calipari.

Protecting its home floor has been a staple of Jans' success. New Mexico State defended the Pan American Center with a 61-7 record (.897) sparked by 32-game winning streak over WAC opponents.

The Aggies have been showered with numerous awards and accolades. Jemerrio Jones was tabbed the 2017-18 WAC Player of the Year and Teddy Allen captured the 2021-22 WAC Player of the Year. Allen had a performance for the ages with a 37-point performance during New Mexico State's 70-63 victory over the Huskies in the 2022 NCAA Tournament.

Jans coordinated one of the nation's best turnarounds in 2014-15 as the head man at Bowling Green. He took the Falcons program that lost 20 games in 2013-14 and guided it to a record-setting 21-12 overall mark in 2014-15.

With the 21 wins, Jans became the first head coach in Falcons history to lead the team to 20 wins or more in his first year at the helm. The 2014-15 campaign also saw Jans lead BGSU to its first national postseason tournament victory since 1975 when the Falcons defeated Saint Francis (Pa.) in the 2015 CollegeInsider.com Tournament (CIT).

The historic season was capped by Jans being chosen by his peers as the National Association of Basketball Coaches' (NABC) top first-year head coach with the 2015 Joe B. Hall National Coach of the Year award.

NJCAA

Jans started his coaching career as an assistant coach at NCAA Division III Elmhurst College and NAIA Grande View College from 1991-96. He earned his first head coaching opportunity when he took the reigns at NJCAA Division II Kirkwood Community College in 1996-97.

Jans was named the Region XI Coach of the Year after guiding the Eagles to a 25-10 season, which included a conference title and the program's first-ever national tournament appearance. He followed up his rookie season with a 31-6 campaign highlighted by Kirkwood capturing the NJCAA Division II National Championship and Jans being named the National Coach of the Year.

Sandwiched in between his time at Independence Community College (1998-99) and Howard College (2001-03), Jans got his first taste of the Division I level as an assistant coach at Idaho (1999-2001) under David Farrar.

After Howard, he took over at Chipola Junior College and joined forces with Greg Heiar — who played for Jans in his first season as a head coach at Kirkwood CC and was a fellow assistant coach at Wichita State. Success continued to follow Jans as he led Chipola JC to its first conference title in a decade while finishing sixth at the NJCAA Division I National Tournament and finished 32-5 overall.

NCAA ASSISTANT/SPECIAL ASSISTANT

Jans returned to the Division I level, this time as an assistant coach at Illinois State (2004-07) on Porter Moser's staff before joining Gregg Marshall at Wichita State (2007-14).

The Shockers built the foundation of seven consecutive NCAA Tournament appearances with a 2010-11 NIT Championship which featured wins over Nebraska, Virginia Tech, Charleston, Washington State and Alabama.

Jans was instrumental in landing Ron Baker, a future All-American and NBA player, who helped guide WSU to its deep run to the NCAA Tournament Final Four in 2013.

The Shockers broke a lot of brackets that season, taking down Pittsburgh and the overall No. 1 seed Gonzaga to reach the Sweet 16 before taking down a hot La Salle and Ohio State team to earn Wichita State its first NCAA Final Four appearance since 1965.

In the final season of his first stint with the Shockers, Jans helped Wichita State set an NCAA record with a 35-0 start to the 2013-14 season. During that stretch, WSU ran through the Missouri Valley and became the first program to go undefeated in nearly 30 years.

The magical season also saw Fred VanVleet, Cleanthony Early and Baker earn first-team all-conference selections while Early and VanVleet notched All-America honors on top of VanVleet adding MVC Player of the Year to his mantle of awards.

PERSONEL

Jans was a three-year starter at Loras College (1987-91) and was named a captain as a senior. During his time in Dubuque, Iowa, he helped the Duhawks break 16 scoring records and two NCAA Division III records for three-point shooting.

A graduate of Loras College in 1991, Jans earned his bachelor's degrees in marketing and in finance. He and his wife Sheri have two kids, Nick and Maddie Gazda.