



MISSISSIPPI STATE 2008-09 MEN'S BASKETBALL

Game #14: Mississippi State (8-5) vs. Houston (8-2)
Saturday, January 3, 2009 • 3 P.M. • Starkville, MS
Humphrey Coliseum (10,500) • TV: CSS
TV Talent: Jim Ellis, Shane Power

Mississippi State Athletic Media Relations • PO Box 5308 • MSU, MS 39762
Men's Basketball SID: Gregg Ellis (662.325.3595 or gellis@athletics.msstate.edu)

2008-09 MSU RESULTS (8-5)

DATE	OPPONENT (TV)	SCORE/TIME
Nov. 15	CENTENARY	W 77-55
Nov. 17	UL MONROE	W 78-49
Nov. 19	#NORTH ALABAMA	W 102-61
Nov. 22	#FAIRLEIGH DICKINSON	W 84-58
Nov. 25	at St. Bonaventure	W 76-71
Nov. 28	^Washington State	L 63-52
Nov. 29	^Texas Tech	L 77-73
Dec. 6	ALABAMA STATE	W 76-67
Dec. 10	CHARLOTTE	L 70-64
Dec. 13	SOUTH ALABAMA	W 79-60
Dec. 18	!Cincinnati (ESPN2)	L 75-63
Dec. 22	*Nicholls State	W 74-68
Dec. 30	SAN DIEGO (FSN)	L 64-61 at
Jan. 3	HOUSTON (CSS)	3 p.m.
Jan. 5	WESTERN KENTUCKY (CSS)	7 p.m.
Jan. 10	at Arkansas (FSN)	6 p.m.
Jan. 14	ALABAMA	7 p.m.
Jan. 17	VANDERBILT (FSN)	7 p.m.
Jan. 21	at LSU	7 p.m.
Jan. 24	at Georgia (ESPN2)	5 p.m.
Jan. 31	OLE MISS (Raycom)	Noon
Feb. 3	at Kentucky	6 p.m.
Feb. 7	ARKANSAS (Raycom)	2 p.m.
Feb. 11	LSU	7 p.m.
Feb. 14	at Auburn (FSN)	4 p.m.
Feb. 18	SOUTH CAROLINA	7 p.m.
Feb. 21	at Alabama	3 p.m.
Feb. 25	at Tennessee (Raycom)	8 p.m.
Feb. 28	AUBURN	5 p.m.
Mar. 4	FLORIDA	8 p.m.
Mar. 7	at Ole Miss	TBA
M. 12-15	+at SEC Tournament (Raycom/CBS)	TBA

- Legends Classic, regional rounds (Starkville, Miss.)

^ - Legends Classic, championship rounds (Newark, N.J.)

! - SEC/Big East Challenge (Cincinnati, Ohio)

* - at Jackson (Mississippi Coliseum)

+ - at Tampa, Fla. (St. Pete Times Forum)

MSU-Houston Game Facts

MISSISSIPPI STATE BULLDOGS

Coach: Rick Stansbury
Alma Mater: (Campbellsville, 1982)
MSU Record: 216-120 (11th year)
Career Record: 216-120 (11th year)

HOUSTON COUGARS

Coach: Tom Penders
Alma Mater: (Oregon)
School Record: 89-51 (fifth year)
Career Record: 616-412 (35th year)

SERIES INFORMATION

Series Record: Houston leads, 5-0
Last Meeting: 68-62, UH (Nov. 30, 1983 @ Starkville)

PROBABLE STARTERS & TOP SUBSTITUTES

MISSISSIPPI STATE BULLDOGS (8-5)

Pos.	No.	Name	Ht.	Wt.	Cl.	Hometown	PPG	RPG	APG	SPG	BPG
C	32	Jarvis Varnado	6-9	210	Jr.	Brownsville, TN	14.0	10.0	0.7	0.3	6.0
G	25	Phil Turner	6-3	170	So.	Grenada, MS	6.0	3.6	1.5	1.0	0.3
G	3	Dee Bost	6-2	170	Fr.	Concord, NC	8.7	2.8	4.3	1.5	0.0
G	22	Barry Stewart	6-3	170	Jr.	Shelbyville, TN	10.3	3.1	1.7	1.1	0.5
G	2	Ravern Johnson	6-7	175	So.	Lyon, MS	11.3	4.2	1.2	0.5	0.6
F	5	Romero Osby	6-8	230	Fr.	Meridian, MS	6.5	3.3	0.5	0.3	0.3
G	4	Twany Beckham	6-5	190	Fr.	Louisville, KY	3.2	1.3	1.5	0.6	0.0

HOUSTON COUGARS (8-2)

Pos.	No.	Name	Ht.	Wt.	Cl.	Hometown	PPG	RPG	APG	SPG	BPG
F	41	Qa'rraan Calhoun	6-8	250	Jr.	Hazlet, NJ	11.0	5.2	1.5	0.8	1.5
C	50	Marcus Cousin	6-11	250	Sr.	Baltimore, MD	13.0	9.8	1.3	0.6	2.7
G	00	Kelvin Lewis	6-4	190	Jr.	Fort Worth, TX	18.6	3.8	1.2	1.5	0.0
G	3	Desmond Wade	5-8	145	Fr.	Linden, NJ	7.0	1.8	5.3	1.7	0.0
G	12	Aubrey Coleman	6-4	200	Jr.	Houston, TX	17.5	7.5	2.0	3.4	0.0
G	11	DaShaun Williams	6-3	200	Sr.	Chicago, IL	2.3	3.5	2.2	0.8	0.1
G	2	Zamal Nixon	6-1	170	So.	Brooklyn, NY	2.9	0.8	0.5	0.1	0.1

Officials: TBA

BULLDOGS CONTINUE THREE-GAME HOMESTAND WITH HOUSTON

Looking to avoid its second-consecutive home loss this week, Mississippi State returns to Humphrey Coliseum on Saturday to face Houston at 3 p.m. in a game televised by CSS. It's the second time in as many games the Bulldogs are on television and the fifth time this season. The Cougars, who are coming off an 80-54 rout of UMass on Tuesday, sport an 8-2 ledger and are 5-0 all-time against MSU. However, the two teams haven't played since November of 1983, when Houston claimed a 68-62 win in Starkville.

NOTICEABLE TRENDS IN LOSSES

In Mississippi State's five losses this year, several trends have developed. For starters, in all five set-backs, the Bulldogs trailed at the half. In four of the losses (Washington State, Texas Tech, Charlotte and San Diego), MSU shot less than 45 percent from the field. At the same time, rebounding has played a major role. In four of the losses (Washington State, Charlotte, Cincinnati and San Diego) State was out-rebounded, with the average margin being minus-6.3. And finally, MSU failed to collect a victory on three occasions when it committed more turnovers (Washington State, Texas Tech and San Diego).

VARNADO JOINS ELITE COMPANY WITH HIS SHOT-BLOCKING ABILITIES

Junior forward Jarvis Varnado registered six blocks on Tuesday against San Diego to give him 78 for the year and 302 for his career. And in doing so, he became just the fifth player in SEC history to eclipse the 300 mark, joining LSU's Shaquille O'Neal (412), Auburn's Kyle Davis (360), Lavon Mercer of Georgia (327) and Arkansas's Steven Hill (318).

LOOKING FOR TWO STRAIGHT FOR FIRST TIME IN MORE THAN A MONTH

Since opening the season with five-consecutive victories, MSU hasn't been able to win back-to-back contests, a span of eight games. That's the longest stretch since the 2006-07 campaign when State went 11 outings (Dec. 30-Feb. 7) without posting back-to-back victories. The longest stretch under Rick Stansbury at helm came in 1999-00 when the Bulldogs went 21 games without back-to-back wins.

A LOOK AT THE COUGARS

Houston comes to Mississippi State for just the second time, with its last visit resulting in a 68-62 victory on Nov. 30, 1983. The Cougars currently own an 8-2 record and have won eight of their last nine after opening the season with a 65-63 setback to Georgia Southern. Their other loss was also a close affair, as Iowa State escaped with a 71-67 win. Four players are scoring in double-digits, led by Kevin Lewis' 18.6 clip. Marcus Cousin, who is third with 13 points, is tops in rebounding with his 9.8 average. Last year, Houston was 24-10 and earned an NIT berth.

Statistical Comparison MSU vs. Houston

2008-09 Stats	MSU	UH
2008-09 Record	8-5	8-2
Conference Record	0-0	0-0
Scoring	73.8	78-6
Scoring Defense	64.5	60.7
Scoring Margin	+9.3	+17.9
Field Goal Pct	45.1	44.6
Opp. Field Goal Pct.	36.7	36.8
3-Point FG Percentage	34.0	36.7
Opp. 3-Point FG Pct.	34.5	33.8
Free Throw Percentage	69.1	72.7
Opp. Free Throw Pct.	61.9	68.7
Rebounding Average	40.5	38.9
Opp. Rebounding Ave.	37.5	39.7
Rebound Margin	+3.0	-0.8
Turnovers	16.2	9.3
Turnover Margin	-1.9	+7.6
Assists	12.7	14.1
Blocked Shots	9.8	5.3
Steals	7.1	9.2

Statistical Leaders MSU vs. Houston

Scoring			
MSU	PPG	UH	PPG
Varnado	14.0	Lewis	18.6
R. Johnson	11.3	Coleman	17.5

Rebounding			
MSU	RPG	UH	RPG
Varnado	10.0	Cousin	9.8
Augustus	5.0	Coleman	7.5

Assists			
MSU	APG	UH	APG
Bost	4.3	Wade	5.3
Stewart	1.7	Williams	2.2

Blocks			
MSU	BPG	UH	BPG
Varnado	6.0	Cousin	2.7
Bailey	1.8	Calhoun	1.5

Steals			
MSU	SPG	UH	SPG
Bost	1.5	Coleman	3.4
Stewart	1.1	Wade	1.7

Field Goal Percentage (60 minimum)			
MSU	FG%	UH	FG%
Varnado	63.4	Cousin	51.6
R. Johnson	47.3	Lewis	48.9

3-Point FG Percentage (25 minimum)			
MSU	3FG%	UH	3FG%
R. Johnson	48.2	Lewis	45.0
Benock	36.0	Calhoun	38.6

Free Throw Percentage (25 minimum)			
MSU	FT%	UH	FT%
Augustus	85.2	Lewis	84.6
Osby	79.5	Coleman	75.4

MSTATE 88-65 AGAINST CONFERENCE USA FOES

Entering Saturday's showdown against Houston, the Bulldogs are 88-65 against the 12 teams that currently comprise Conference USA. The Bulldogs have faced nine of the league foes and have never squared off against Central Florida, SMU and UTEP.

The last time MSU battled a C-USA member was last year in the second round of the NCAA Tournament when it dropped a hard-fought 77-74 decision to eventual runner-up Memphis in Little Rock, Ark.

The most common team out of C-USA MSU has faced is Tulane. The Bulldogs are 54-37 against the Green Wave, but the two haven't played since Dec. 27, 2003, when State claimed a 72-50 victory in New Orleans.

THE BREAKDOWN AGAINST CONFERENCE USA

Opponent	Record Against	Opponent	Record Against
East Carolina	3-0	Southern Miss	14-4
Houston	0-5	Tulane	54-37
Marshall	0-1	Tulsa	0-1
Memphis	11-13	UAB	3-4
Rice	3-0		

MSU AIMS FOR CONTINUED NON-CONFERENCE SUCCESS

Including last year's 11-7 ledger against non-conference foes, Mississippi State has now compiled a dominant 119-38 (.758) record against non-conference opponents during the Rick Stansbury era (since 1998-99), including a 111-30 (.787) regular-season mark versus non-league foes.

JANUARY AND HOME DOMINANCE UNDER STANSBURY

Including last year's 6-1 January record, the Bulldogs are 39-37 (.513) in the month of January since Rick Stansbury was named head coach.

Dating back to the 1988-89 season when Richard Williams was overseeing the program, Mississippi State owns a composite ledger of 43-40 (.518) in January.

At home, MSU has put together a 128-30 (.810) mark at Humphrey Coliseum under Stansbury's guidance, including a 60-20 (.750) SEC record and 68-10 (.872) ledger at home against non-conference foes.

The Bulldogs, who are 6-2 this year, had their nine-game winning streak at the Hump last week against Charlotte but have still won 14 out of the last 17. Prior to the setback against the 49ers, MSU's last loss on its home floor came on Feb. 2, 2008, against Tennessee, 76-71. The Volunteers entered the game 18-2 and ranked No. 7 nationally.

MISSISSIPPI STATE'S RECORD WHEN . . .

During the Rick Stansbury era of Mississippi State hoops, the Bulldogs are: 173-25 when leading at halftime (8-0 this year); 153-31 when shooting 45 percent or better from the field (7-1); 178-57 when the opposition shoots less than 45 percent from the field (8-4); 179-67 when out-rebounding or tying the opponent (6-1); and 133-25 when holding the opponent to 65 points or less (5-2).

NOW THAT HAS A FAMILIAR RING

Last year, the Bulldogs led the Southeastern Conference in scoring defense (65.5), field goal percentage defense (.370), rebounding offense (40.7) and blocked shots (7.85).

Compared to their 13 games this season, the statistical numbers are quite similar. So far, MSU is yielding just 64.5 points on just 36.7 percent shooting from the floor and grabbing 40.5 rebounds to go along with its 128 blocked shots. Jarvis Varnado, who led the nation a year ago with a school-record 157 blocks, has 78.

MSU'S HIGHS VERSUS THE REST OF THE SEC

There are several 'high total marks' Mississippi State finds itself ranked in the Top 5 in the SEC.

The Bulldogs' 102 points against North Alabama is fourth best, with Tennessee tops with its 114 it put up against Chattanooga. State's 41-point margin of victory against the Lions is fifth. South Carolina is first thanks to its 90-43 thumping of N.C. Central.

And while LSU's 16 blocked shots against Alcorn State leads the SEC, the Bulldogs own the next four spots with 15 against Centenary and Fairleigh Dickinson, 13 against North Alabama and the 12 they collected against Louisiana-Monroe.

SEC Team Rankings

Category	Rank
Scoring	8
Scoring Defense	7
Scoring Margin	10
Field Goal Pct.	7
Opp. Field Goal Pct.	3
3-point FG Pct	8
Opp. 3-point FG Pct.	8
3-point FG Made	7
Free Throw Pct.	7
Rebounding Average	5
Opp. Rebounding Avg.	10
Offensive Rebounds	10
Rebound Margin	8
Turnovers	10
Turnover Margin	11
Assists	10
Blocked Shots	1
Steals	8
Assist/Turnover ratio	12

SEC Individual Rankings

Category	Rank
Scoring	Varnado (15)
Rebs.	Varnado (2)
Assists	Bost (5)
Blocked Shots	Varnado (1)
FG pct.	Varnado (3)
3-pointers made	Johnson (8)

MSU vs. Houston

(Houston leads, 5-0)

1963: UH, 79-76 (OT)	New Orleans#
1964: UH, 69-61	Houston@
1982: UH, 96-49	Houston&
1983: UH, 74-65	Houston
1984: UH, 68-62	Starkville

- Sugar Bowl Tournament
@ - Bluebonnet Tournament
& - Kettle Classic

DUNKS

After setting a school record with 144 dunks last year, MSU has 45 this year. On Dec. 6 against South Alabama, the Bulldogs had a season-high eight, including seven from Jarvis Varnado.

MISSISSIPPI STATE QUICK FACTS

LOCATION:

Starkville, Mississippi

FOUNDED:

February 28, 1878

CONFERENCE:

Southeastern (SEC Western Division)

ENROLLMENT:

17,824 (Spring 2008)

COLORS:

Maroon (PMS 202) and White

NICKNAME (MASCOT):

Bulldogs (Bully)

HOME COURT (CAPACITY):

Humphrey Coliseum (10,500)

RECORD IN HOME ARENA:

334-128 (.723) since 1975-76

LARGEST HOME CROWD:

10,735 (Feb. 7, 2004 vs Ole Miss)

INTERIM PRESIDENT:

Dr. Roy H. Ruby (Mississippi State, 1961)

FACULTY ATHLETICS REPRESENTATIVE:

Dr. Steven C. Turner (Mercer, 1975)

DIRECTOR OF ATHLETICS:

Greg Byrne (Arizona State, 1994)

HEAD BASKETBALL COACH:

Rick Stansbury (Campbellsville, 1982)

ASSISTANT BASKETBALL COACHES:

Robert Kirby (Pan American, 1983)

Phil Cunningham (Campbellsville, 1990)

Marcus Grant (Mississippi State, 1995)

COORDINATOR OF BASKETBALL OPERATIONS:

Talvis Franklin (Mississippi State, 2007)

BASKETBALL TRAINER:

Scott Johnson (UT-Chattanooga, 1998)

BASKETBALL SID:

Gregg Ellis (Ole Miss, 1994)

2007-08 SEASON RECORDS:

Overall Record: 23-11

SEC Record: 12-4, First in West

FIRST YEAR OF MSU BASKETBALL:

1908-09 (1,226-1,031 in 97th Season)

NCAA TOURNAMENT APPEARANCES:

9 (2008, 2005-04-03-02, 1996-95, '91, '63) – 11-9

BEST NCAA TOURNAMENT FINISHES:

1996 Final Four; 1995 Sweet Sixteen

NIT APPEARANCES:

6 (2007-2001-1999-1994-1990-1979) – 6-6

BEST NIT FINISH:

2007 National Semifinals

SEC TOURNAMENT CHAMPIONSHIPS:

2 (2002-1996)

SEC OVERALL CHAMPIONSHIPS:

6 (2004-1991-1963-1962-1961-1959)

SEC WESTERN DIVISION TITLES:

6 (2008-2007-2004-2003-1996-1995)

TRACKING MSU PLAYERS & COACHES IN THE RECORD BOOKS

Blocked Shots

Career Leaders

1. Jarvis Varnado.....	302
2. Erick Dampier.....	249
3. Tyrone Washington.....	198
4. Kalpatrick Wells.....	183
5. Rickey Brown.....	163
6. Charles Rhodes.....	110
7. Wiley Peck.....	117
8. Derrick Zimmerman.....	89
9. Marcus Campbell.....	87
10. Marcus Grant.....	72

Coaching Leaders

Overall Games Coached

1. Richard Williams.....	354
2. Rick Stansbury.....	336
3. Babe McCarthy.....	254
4. Kermit Davis.....	182
5. E.C. Hayes.....	178
6. Paul Gregory.....	158
7. Bob Boyd.....	142
8. Stanfield Hitt.....	137
9. Joe Dan Gold.....	125
10. R. G. Dauber.....	90

Coaching Leaders

SEC Coaching Wins

1. Richard Williams.....	89-113
2. Babe McCarthy.....	88-54
3. Rick Stansbury.....	87-73
4. Kermit Davis.....	44-82
5. Stanfield Hitt.....	41-55
6. Paul Gregory.....	33-83
7. Joe Dan Gold.....	32-56
8. Bob Boyd.....	29-61
9. Franik Carideo.....	27-31
10. Jim Hatfield.....	21-33

MSU KNOWS HOW TO WIN GAMES AT 'THE HUMP'

Over the course of the last decade, Mississippi State's Humphrey Coliseum has become a difficult venue for opposing teams. Since the 2006-07 season, the Bulldogs have posted a 32-8 mark for an .800 winning percentage. The Bulldogs reached twin-digit home wins during each of coach Rick Stansbury's previous 10 seasons at the MSU helm and are on pace to do so again this year.

Mississippi State is now 128-30 (.810) overall at Humphrey Coliseum under Stansbury's direction, including a 60-20 (.750) SEC mark and a 68-10 (.872) record against non-conference opponents.

The Bulldogs have compiled a 32-season composite record of 334-128 (.723) at "The Hump" since Mississippi State's basketball facility opened prior to the 1975-76 campaign.

TRACKING THE BULLDOGS' HOME SUCCESS UNDER RICK STANSBURY'S GUIDANCE

Season	Overall		SEC		Non-SEC	
	Record	Win %	Record	Win %	Record	Win %
1998-99	12-2	.857	6-2	.750	6-0	1.000
1999-00	10-4	.714	4-4	.500	6-0	1.000
2000-01	13-4	.765	6-2	.750	7-2	.778
2001-02	13-1	.929	7-1	.875	6-0	1.000
2002-03	12-2	.857	7-1	.875	5-1	.833
2003-04	12-2	.857	6-2	.750	6-0	1.000
2004-05	11-2	.846	6-2	.750	5-0	1.000
2005-06	11-5	.688	5-3	.625	6-2	.750
2006-07	16-3	.842	6-2	.750	10-1	.909
2007-08	12-3	.800	7-1	.875	5-2	.714
2008-09	6-2	.857	0-0	.000	6-1	.857
11-YEAR TOTALS	128-30	.810	60-20	.750	68-9	.883

RICK STANSBURY'S CAREER RECORD AS HEAD BASKETBALL COACH AT MSU

Season	Overall	SEC/Finish	Postseason	SEC Highlights
1998-99	20-13	8-8/t-3rd (W)	NIT (1st Rnd)	Semis of SEC Tournament
1999-00	14-16	5-11/t-5th (W)		
2000-01	18-13	7-9/t-4th (W)	NIT (Quarters)	
2001-02	27-8	10-6/2nd (W)	NCAA (2nd Rnd)	2nd in SEC West; Won SEC trny title
2002-03	21-10	9-7/1st (W)	NCAA (1st Rnd)	1st in SEC West; Finals of SEC trny
2003-04	26-4	14-2/1st	NCAA (2nd Rnd)	1st in SEC; 1st in SEC West
2004-05	23-11	9-7/3rd (W)	NCAA (2nd Rnd)	4th straight winning season in SEC play
2005-06	15-15	5-11/4th (W)		
2006-07	21-14	8-8/t-1st (W)	NIT (Semifinals)	T-1st in SEC West; Semis of SEC trny
2007-08	23-11	12-4/1st (W)	NCAA (2nd Rnd)	Semis of SEC Tournament
2008-09	8-5			
10-year totals	216-120	87-73 (.521)	5 NCAA; 3 NIT; 1 SEC title; 4 West titles; 1 SEC trny title	

STANSBURY'S NUMBERS IN THE SOUTHEASTERN CONFERENCE

Winningest SEC Coaches

1. Adolph Rupp, UK.....	875
2. Dale Brown, LSU.....	448
T3. C.M. Newton, Bama/Vandy.....	340
T3. Harry Rabenhorst, LSU.....	340
5. Tubby Smith, UG/UK.....	308
8. Billy Donovan, UF.....	296
17. Rick Stansbury, MSU.....	216
20. Mark Gottfried, Bama.....	209
26. Kevin Stallings, Vandy.....	180
T29. Babe McCarthy, MSU.....	169
T29. Emmett Lowery, UT.....	160
31. Bonnie Graham, UM.....	144

SEC Games By Percentage

1. Adolph Rupp, UK (397-75).....	.841
2. Rick Pitino, UK (104-26).....	.800
3. Joe B. Hall, UK (172-62).....	.735
4. Tubby Smith, UG/UK (139-53).....	.725
5. John Mauer, UT (60-23).....	.723
6. Ray Mears, UT (182-76).....	.705
7. Hank Crisp, Bama (112-61).....	.647
8. Roy Skinner, Vandy (171-97).....	.638
9. Joel Eaves, Auburn (124-75).....	.623
10. Billy Donovan, UF (119-73).....	.620
17. Rick Stansbury, MSU (87-73).....	.544
18. Dale Brown, LSU (238-200).....	.543

SEC Divisional Championships

1. Tubby Smith, UK.....	7
T2. Rick Stansbury, MSU.....	4
T2. Billy Donovan, UF.....	4
T2. Nolan Richardson, AR.....	4
T2. Rick Pitino, UK.....	4
6. John Brady, LSU.....	3
T7. Richard Williams, MSU.....	2
T7. Eddie Fogler, USC/Vandy.....	2
T7. Rob Evans, UM.....	2
T7. Jerry Green, UT.....	2
T7. Mark Gottfried, Bama.....	2
T7. Bruce Pearl, UT.....	2

MISSISSIPPI STATE BY THE NUMBERS . . .

MSU'S 2008-09 RECORD WHEN . . .

Leads at Halftime	8-0
Trails at Halftime	0-5
Is Tied at Halftime	0-0
Shoots 45% or better from the field	7-1
Shoots less than 45% from the field	1-4
Opp. shoots less than 45% from the field	8-5
Opp. shoots 45% or better from the field	0-0
Outrebounds (or ties) the opponent	6-1
Outrebounded by the opponent	2-4
Commits fewer (or ties) TOs than opponent	4-2
Commits more TOs than opponent	4-3
Holds opponents to 65 points or less	5-2
In games decided by 10 points or less	3-3

MSU'S 2008-09 RECORD IN . . .

All Games	8-5
Home Games	6-2
Road Games	1-0
Neutral-sites	1-3
Non-SEC Games	8-5
Non-SEC Home Games	6-2
Non-SEC Road Games	1-0
Non-SEC Neutral-site Games	1-3
SEC Games	0-0
SEC Home Games	0-0
SEC Road Games	0-0
Games vs. SEC Western Division	0-0
Games vs. SEC Eastern Division	0-0
November Games	5-2
December Games	3-3
January Games	0-0
February Games	0-0
March Games	0-0
Monday Games	2-0
Tuesday Games	1-1
Wednesday Games	1-1
Thursday Games	0-1
Friday Games	0-1
Saturday Games	4-1
Overtime Games	0-1
Television Games	0-4
Games vs. Ranked Opponents	0-0

MISC. 2008-09 TEAM STATS

Largest Lead Surrendered in Loss:

8, vs. San Diego (12-30-08)

Largest Deficit Overcome in Win:

3, at St. Bonaventure (11-25-08)

Largest Lead at Anytime:

42, North Alabama (11-19-08)

Largest Deficit Anytime:

24, Charlotte (12-10-08)

MISCELLANEOUS MSU INDIVIDUAL STATISTICS

Games Scoring in Double Figures: Jarvis Varnado 9, Barry Stewart 8, Ravern Johnson 7, Dee Bost 5, Kodi Augustus 3, Phil Turner 3, Elgin Bailey 2, Romero Osby 2.

Games Scoring 20-plus Points: Jarvis Varnado 4, Ravern Johnson

Games Rebounding in Double Figures: Jarvis Varnado 7.

Games With Double Figures in Assists: Dee Bost.

Games With Double-Doubles: Jarvis Varnado 5.

Games As Team's High Scorer (or co-leader): Jarvis Varnado 7, Barry Stewart 4, Kodi Augustus 2, Dee Bost 2, Ravern Johnson.

Games As Team's High Rebounder (or co-leader): Jarvis Varndo 11, Ravern Johnson, Dee Bost.

Games As Team's Leader in Assists (or co-leader): Dee Bost 9, Barry Stewart 3, Twany Beckham 2, Jarvis Varnado.

MSU'S RECORD BY STARTING LINEUP

Bost, Stewart, R. Johnson, Varnado, Augustus	6-3
Bost, Stewart, R. Johnson, Varnado, Turner	2-2

GAME-BY-GAME STARTERS

<u>Opponent</u>	<u>Date</u>	<u>Guard</u>	<u>Guard</u>	<u>Guard</u>	<u>Forward</u>	<u>Forward</u>	<u>Record</u>
Centenary	11/15/08	Bost	Stewart	Johnson	Augustus	Varnado	1-0
Louisiana-Monroe	11/17/08	Bost	Stewart	Johnson	Augustus	Varnado	2-0
North Alabama	11/19/08	Bost	Stewart	Johnson	Augustus	Varnado	3-0
Fairleigh Dickinson	11/22/08	Bost	Stewart	Johnson	Augustus	Varnado	4-0
St. Bonaventure	11/22/25	Bost	Stewart	Johnson	Augustus	Varnado	5-0
Washington State	11/28/08	Bost	Stewart	Johnson	Augustus	Varnado	5-1
Texas Tech	11/29/08	Bost	Stewart	Johnson	Augustus	Varnado	5-2
Alabama State	12/6/08	Bost	Stewart	Johnson	Augustus	Varnado	6-2
Charlotte	12/10/08	Bost	Stewart	Johnson	Augustus	Varnado	6-3
South Alabama	12/13/08	Bost	Stewart	Turner	Johnson	Varnado	7-3
Cincinnati	12/18/08	Bost	Stewart	Turner	Johnson	Varnado	7-4
Nicholls State	12/22/08	Bost	Stewart	Turner	Johnson	Varnado	8-4
San Diego	12/30/08	Bost	Stewart	Turner	Johnson	Varnado	8-5
Houston	1/3/09						
Western Kentucky	1/5/09						
Arkansas	1/10/09						
Alabama	1/14/09						
Vanderbilt	1/17/09						
LSU	1/21/09						
Georgia	1/24/09						
Ole Miss	1/31/09						
Kentucky	2/3/09						
Arkansas	2/7/09						
LSU	2/11/09						
Auburn	2/14/09						
South Carolina	2/18/09						
Alabama	2/21/09						
Tennessee	2/25/09						
Auburn	2/28/09						
Florida	3/4/09						
Ole Miss	3/7/09						
SEC Tournament	3/12/09						

WIN-LOSS DIFFERENTIAL

[illegible]

MISSISSIPPI STATE HIGHS & LOWS

A CLOSER LOOK AT THE MISSISSIPPI STATE NUMBERS UNDER RICK STANSBURY AS HEAD COACH

MSU Overall Highest Points Scored

11/23/99	ARK-PINE BLUFF	107
03/02/04	AUBURN	105
11/17/98	vs. Ark-Pine Bluff	105
12/15/05	vs. Jacksonville St.	104
12/20/04	FLORIDA A&M	104
12/15/01	vs. LA-Monroe	104
11/19/08	NORTH ALABAMA	102
11/30/00	ALABAMA A&M	102
03/17/07	BRADLEY	101
12/02/02	ALABAMA A&M	100
11/30/02	JACKSONVILLE	100

MSU Overall Highest Free Throws Made

12/08/01	ARKANSAS STATE	33
12/28/00	vs. LA-Lafayette	33
02/27/02	ARKANSAS	32
01/27/01	OLE MISS	32
02/07/04	OLE MISS	31
01/15/05	ARKANSAS	30
11/21/01	ARKANSAS-LR	30
12/22/08	NICHOLLS STATE	29
12/20/04	FLORIDA A&M	29
02/07/01	ALABAMA	29

MSU Overall Highest Free Throws Attempted

11/21/01	ARKANSAS-LR	48
02/27/02	ARKANSAS	45
12/08/01	ARKANSAS STATE	44
01/27/01	OLE MISS	44
12/06/03	UAB	43
02/12/05	VANDERBILT	42
11/21/00	MISS VALLEY STATE	42
11/29/06	CHARLOTTE	41
02/07/04	OLE MISS	40
12/28/00	vs. LA-Lafayette	40

MSU Overall Highest Rebounds

11/21/00	MISS VALLEY STATE	75
11/21/98	vs. NW. State	66
11/17/98	vs. Ark-Pine Bluff	64
12/22/04	vs. Jacksonville St.	59
11/21/99	ALABAMA A&M	58
12/10/05	TROY*	58
03/06/04	@ Alabama*	56
11/30/00	ALABAMA A&M	56
12/07/02	LOUISIANA TECH	56
12/15/05	vs. Jacksonville St.	56

MSU Overall Field Goals Made

12/15/01	vs. LA-Monroe	45
11/17/01	NICHOLLS STATE	45
03/02/04	AUBURN	40
12/02/02	ALABAMA A&M	40
03/17/07	BRADLEY	39
12/15/05	vs. Jacksonville St.	38
11/23/99	ARK-PINE BLUFF	38
11/17/98	vs. Ark-Pine Bluff	38
12/22/04	vs. Jacksonville St.	37
12/01/03	MCNEESE STATE	37
11/22/03	TENN-MARTIN	37
11/30/02	JACKSONVILLE	37
11/30/00	ALABAMA A&M	37

MSU Overall Highest 3-Pointers Made

12/03/05	SANTA CLARA*	14
03/02/04	AUBURN	14
03/04/00	ALABAMA	14
02/03/07	LSU	13
11/21/04	NICHOLLS STATE	13
03/03/01	SOUTH CAROLINA	13
12/11/99	CENTENARY	13
01/19/08	@ Alabama	12
03/17/07	BRADLEY	12
02/24/07	@ Georgia	12
12/16/06	MCNEESE STATE	12
11/11/06	NICHOLLS	12
03/01/06	@ Arkansas	12
02/09/02	ALABAMA	12
01/10/01	FLORIDA	12
11/27/99	vs. Rutgers	12

MSU Fewest Points Scored

03/09/06	vs. South Carolina (SECT)	44
01/16/00	AUBURN	45
11/28/05	SE LOUISIANA	46
03/21/03	vs. Butler (NCAA Tournament)	46
02/02/02	@ Florida	48
02/14/01	@ Ole Miss	48
11/23/07	vs. Southern Illinois	49
01/18/05	@ Alabama	49
03/05/03	@ Tennessee	49
01/23/99	@ Kentucky	49

MSU Fewest Free Throws Made

01/13/07	@ Kentucky	1
02/19/00	@ Florida	1
03/01/06	@ Arkansas	2
11/17/01	NICHOLLS STATE	2
03/09/06	vs. South Carolina (SECT)	3
03/01/03	@ Arkansas	3
02/02/02	@ Florida	3
03/19/01	@ Pittsburgh (NIT)	3
02/26/00	@ LSU	3
01/19/08	@ Alabama	4
03/04/06	ALABAMA	4
01/13/01	@ Alabama	5
02/09/00	@ Vanderbilt	4

MSU Fewest Free Throws Attempted

01/13/07	@ Kentucky	3
03/19/01	@ Pittsburgh	4
03/09/06	vs. South Carolina (SECT)	5
03/01/06	@ Arkansas	5
01/18/06	LSU	5
02/19/00	@ Florida	5
03/01/03	vs. Arkansas	6
03/88/03	AUBURN	7
11/17/01	NICHOLLS STATE	7
01/26/00	@ LSU	7

MSU Fewest Field Goals Made

01/16/00	SE LOUISIANA	12
11/28/08	vs. Washington State	14
11/12/04	@ Birmingham Southern	15
03/05/03	at Tennessee	15
02/12/05	Vanderbilt	15
03/21/03	vs. Butler (NCAA TOURNAMENT)	16
12/10/08	CHARLOTTE	16
11/13/06	Loyola-Marymount	17
01/18/05	@ Alabama	17
02/14/01	@ Ole Miss	17

MSU Fewest Rebounds

03/17/02	vs. Texas (NCAA Tournament)	22
01/11/03	@ LSU	24
01/18/05	@ Alabama	25
02/23/03	@ Kentucky	25
02/03/07	LSU	26
03/11/05	vs. Florida (SECT)	26
03/01/03	@ Arkansas	26
02/23/02	OLE MISS	26
12/18/08	@ Cincinnati	27
02/24/07	@ Georgia	27
01/21/06	@ Vanderbilt	27
01/24/01	LSU	27
01/10/01	Florida	27

MSU Fewest 3-Pointers Made

01/18/04	@ Alabama	0
02/10/01	@ Kentucky	0
02/28/07	@ Arkansas	1
11/28/05	SE LOUISIANA	1
01/02/03	@ UAB	1
02/07/01	ALABAMA	1
11/21/98	vs. Northwestern State	1
01/21/06	@ Vanderbilt	2
1/11/06	@ Florida	2
01/29/05	@ LSU	2
01/15/05	ARKANSAS	2
12/30/04	vs. Virginia Tech	2
01/10/04	ARKANSAS	2
1/07/04	@ Ole Miss	2
12/20/03	@ Santa Clara	2
02/15/03	OLE MISS	2
01/16/00	AUBURN	2
01/23/99	@ Kentucky	2

MSU Fewest 3-Pointers Attempted

01/29/03	@ Ole Miss	6
01/11/06	@ Florida	8
02/12/05	VANDERBILT	8
01/25/03	LSU	8
01/27/01	Ole Miss	8
01/21/04	@ Florida	9
12/08/98	CENTENARY	9
12/06/08	ALABAMA STATE	10
01/29/05	@ LSU	10
03/02/02	@ South Carolina	10
11/21/98	vs. Northwestern State	10

MSU Highest Margin Of Defeat

01/18/05	@ Alabama	98-49, -49
12/21/01	@ vs. Cincinnati	90-56, -34
02/19/00	@ Florida	88-58, -30
01/21/06	@ Vanderbilt	80-52, -28
02/02/02	@ Florida	76-48, -28
01/23/99	@ Kentucky	76-49, -27
01/25/06	TENNESSEE	88-65, -23
03/29/00	vs. Vanderbilt (SECT)	76-53, -23
02/11/06	@ South Carolina	83-61, -22
02/28/01	@ Georgia	94-73, -21

THE LAST TIME . . .

THE LAST TIME AN MSU PLAYER...

Scored 34 or more points in a game:
34, Charles Rhodes vs. Oregon (3-21-08)

Scored 35 or more points in a game:
36, Jeff Malone at Ole Miss (2-19-83)

Scored 37 or more points in a game:
39, Jeff Malone vs. Alabama (1-31-83)

Scored 40 or more points in a game:
40, Rickey Brown vs. Auburn (3-7-77)

Scored 20+ points in two consecutive games:
Jarvis Varnado (21 vs. South Alabama and 24 vs. Cincinnati, 2008-09)

Scored 20+ points in three consecutive games:
Jarvis Varnado (21 vs. South Alabama; 23 vs. Cincinnati; 24 vs. Nicholls State, 2008-09)

Scored 20+ points in five consecutive games:
Jeff Malone, 1982-83 (11 consecutive games)

Scored 30+ points in back-to-back games:
Jeff Malone (36 at Ole Miss & 30 vs. Georgia, 1982-83)

Scored 30+ points in three consecutive games:
Jeff Malone (33 at LSU; 36 at Ole Miss & 30 vs. Georgia, 1982-83)

Made 10 or more field goals in a game:
10, Jarvis Varnado vs. Cincinnati (12-18-08)

Made 11 or more field goals in a game:
11, Charles Rhodes vs. Auburn (2-27-08)

Made 12 or more field goals in a game:
12, Charles Rhodes vs. Ole Miss (1-26-08)

Made 13 or more field goals in a game:
13, Horatio Webster vs. SW Missouri St. (11-23-97)

Made 14 or more field goals in a game:
14, Cameron Burns at Georgia (1-17-90)

Made 15 or more field goals in a game:
16, Raymond Brown vs. Florida (3-2-85)

Attempted 20 or more field goals in a game:
20, Dietric Slater at Georgia (2-24-07)

Attempted 21 or more field goals in a game:
22, Timmy Bowers at Alabama (3-6-04)

Attempted 23 or more field goals in a game:
24, Horatio Webster vs. UT Martin (12-20-97)

Attempted 25 or more field goals in a game:
25, Chuck Evans at Alabama (3-6-93)

Attempted 26 or more field goals in a game:
26, Tony Watts at Ole Miss (2-22-92)

Attempted 27 or more field goals in a game:
28, Jeff Malone vs. Vanderbilt (1-8-83)

Made six or more 3-pointers in a game:
6, Barry Stewart vs. Tennessee (2-2-08)

Made seven or more 3-pointers in a game:
7, Reginald Delk at Arkansas (3-1-06)

Made eight or more 3-pointers in a game:
8, Winsome Frazier vs. UMKC (11-23-04)

Attempted 11 or more 3-pointers in a game:
11, Jamont Gordon at Ole Miss (2-20-08)

Attempted 12 or more 3-pointers in a game:
12, Jamall Edmonson vs. Kentucky (2-1-06)

Attempted 13 or more 3-pointers in a game:
15, Winsome Frazier vs. UMKC (11-23-04)

Attempted 16 or more 3-pointers in a game:
17, Darryl Wilson vs. Alabama (3-4-95)

Made 14 or more free throws in a game:
14, Charles Rhodes vs. Oregon (3-21-08)

Made 15 or more free throws in a game:
18, Rich Knarr vs. Auburn (2-19-73)

Attempted 18 or more free throws in a game:
18, Charles Rhodes vs. Oregon (3-21-08)

Attempted 19 or more free throws in a game:
19, Carl Nichols vs. Southeastern La. (12-1-88)

Had 16 or more rebounds in a game:
16, Jarvis Varnado vs. Fairleigh Dickinson (11-22-08)

Had 17 or more rebounds in a game:
17, Jarvis Varnado at LSU (1-9-08)

Had 18 or more rebounds in a game:
21, Wesley Morgan vs. SE La. (11-28-05)

Had 22 or more rebounds in a game:
23, Rickey Brown vs. Vanderbilt (12-6-79)

Had 24 or more rebounds in a game:
24, Wiley Peck vs. Alabama (1-27-79)

Had 10 or more offensive rebounds in a game:
10, Wesley Morgan vs. SE La. (11-28-05)

Had 10 or more defensive rebounds in a game:
11, Jarvis Varnado vs. Fairleigh Dickinson (11-22-08)

Had 12 or more defensive rebounds in a game:
13, Jarvis Varnado vs. North Alabama (11-19-08)

Had 10 or more assists in a game:
10, Dee Bost vs. North Alabama (11-19-08)

Had 11 or more assists in a game:
14, Gary Ervin vs. Florida A&M (12-20-04)

Had 15 or more assists in a game:
16, Chuck Evans at UMKC (2-23-93)

Had 10 or more turnovers in a game:
10, Charles Rhodes vs. Nicholls (11-11-06)

Had five or more blocks in a game:
6, Jarvis Varnado vs. San Diego (12-30-08)

Had seven or more blocks in a game:
8, Jarvis Varnado vs. Alabama State (12-6-08)

Had nine or more blocks in a game:
9, Jarvis Varnado vs. La. Monroe (11-17-08)

Had 10 or more blocks in a game:
10, Jarvis Varnado vs. Kentucky (1-15-08)

Had 10+ blocks in two consecutive games:
Jarvis Varnado (10 vs. Georgia & 10 vs. Kentucky, 2007-08)

Had five or more steals in a game:
5, Barry Stewart vs. Alabama (3-14-08)

Had six or more steals in a game:
6, Dietric Slater at Georgia (2-24-07)

LAST TIME AN MSU TEAM...

Scored 100 or more points:
102 vs. North Alabama (11-19-08)

Scored 100 or more points in an SEC game:
105 vs. Auburn (3-2-04)

Allowed 100 or more points:
115 at Arkansas (2-20-93)

Was held to 52 points or less:
52 vs. Washington St. (11-28-08)

Was held to 51 points or less:
49 vs. Southern Illinois (11-23-07)

Was held to 48 points or less:
36 vs. George Washington (12-8-96)

Held opponent to 60 points or less:
60 vs. South Alabama (12-13-08)

Held opponent to 57 points or less:

49 vs. La. Monroe (11-17-08)

Held opponent to 48 points or less:
39 at LSU (1-9-08)

Shot 50 percent or better from the field:
.53.7 [29-54] vs. South Alabama (12-13-08)

Shot 55 percent or better from the field:
.576 [34-59] vs. North Alabama (11-19-08)

Shot 60 percent or better from the field:
.600 [33-55] vs. Auburn (2-27-08)

Shot 65 percent or better from the field:
.660 [33-50] vs. Nicholls (11-11-06)

Was held to less than 35 percent from the field:
.326 [15-46] vs. Washington St. (11-28-08)

Was held to less than 32 percent from the field:
.309 [17-55] vs. Charlotte (12-6-08)

Held opp. to 35 percent or less from the field:
.242 [16-66] vs. Fairleigh Dickinson (11-22-08)

Made 34 or more field goals:
34 vs. North Alabama (11-19-08)

Made 35 or more field goals:
40 vs. Auburn (3-2-04)

Attempted 70 or more shots from the field:
71 vs. Louisiana Tech (11-10-07)

Attempted 72 or more shots from the field:
75 vs. Troy (12-10-05)

Attempted 40 or fewer shots from the field:
39 vs. Vanderbilt (2-12-05)

Made 10 or more 3-pointers:
11 vs. North Alabama (11-19-08)

Made 12 or more 3-pointers:
12 at Alabama (1-19-08)

Made 13 or more 3-pointers:
14 vs. Santa Clara (12-3-05)

Did not make a 3-pointer:
[0-11] at Alabama (1-18-05)

Made just one 3-pointer:
vs. Southeastern Louisiana (11-28-05)

Made just two 3-pointers:
at Vanderbilt (1-21-06)

Attempted only 10 3-pointers:
10 vs. Alabama State (12-6-08)

Attempted six 3-pointers or less:
6 at Ole Miss (1-29-03)

Attempted 25 or more 3-pointers:
25 vs. North Alabama (11-19-08)

Attempted 26 or more 3-pointers:
26 vs. Charlotte (12-6-08)

Attempted 27 or more 3-pointers:
30 at South Alabama (12-15-07)

Attempted 31 or more 3-pointers:
33 vs. Troy (12-10-05)

Made 30 or more free throws:
30 vs. Arkansas (1-15-05)

Made fewer than five free throws:
4 at Alabama (1-19-08)

Made fewer than four free throws:
1 at Kentucky (1-13-07)

Attempted 35 or more free throws:
38 vs. Nicholls State (12-22-08)

Attempted 40 or more free throws:
41 vs. Charlotte (11-29-06)

Attempted fewer than 10 free throws:
9 vs. Southern Illinois (11-23-07)

THE LAST TIME (continued) . . .

Had 50 or more rebounds:

51 vs. North Alabama (11-19-08)

Had 52 or more rebounds:

58 vs. Troy (12-10-05)

Had 59 or more rebounds:

59 vs. Jacksonville St. (12-22-04)

Had 20 or more assists:

20 vs. La. Monroe (11-17-08)

Had 21 or more assists:

22 vs. Auburn (2-27-08)

Had 23 or more assists:

25 at Loyola Marymount (12-19-07)

Had 20 or more turnovers:

20 vs. Washington St. (11-28-08)

Had 21 or more turnovers:

24 vs. St. Bonaventure (11-25-08)

Had 25 or more turnovers:

25 vs. UT Martin (11-17-07)

Had 26 or more turnovers:

31 at Kentucky (1-7-97)

Had fewer than 10 turnovers:

8 vs. Memphis (3-23-08)

Had fewer than five turnovers:

4 vs. La. Tech (11-10-07)

Had 10 or more blocked shots:

10 vs. Alabama State (12-06-08)

Had 12 or more blocked shots:

15 vs. Fairleigh Dickinson (11-22-08)

Had 16 or more blocked shots:

16 vs. Georgia (1-12-08)

Had 10 or more steals:

10 vs. North Alabama (11-19-08)

Had 11 or more steals:

12 vs. Centenary (11-15-08)

Had 13 or more steals:

20 vs. Nicholls State (11-17-01)

MISSISSIPPI STATE NOTES OF INTEREST

BULLDOGS PROVE TO BE TRUE ROAD WARRIORS

Entering the 2008-09 campaign, no team in the SEC's Western Division has enjoyed more success on the road in the last 10 years than Mississippi State. In the 106 games away from Humphrey Coliseum, the Bulldogs posted a 46-60 (.434) ledger. LSU is second with 34 wins, followed by Alabama with 27.

Overall in the SEC, MSU ranks fourth. Kentucky is tops with 59, followed by Florida (52) and Tennessee (49).

During that same span, State was the only team to go undefeated, posting a 12-0 mark in 2003-04.

A LOOK AT MISSISSIPPI STATE'S TRIPLE-DOUBLES

AND HOW THEY WERE ACHIEVED

Mississippi State has recorded three triple-doubles in school history, all coming in the past five years by three different players – Lawrence Roberts, Jamont Gordon and Jarvis Varnado.

Here's their breakdown:

Lawrence Roberts: On Nov. 21, 2004 against Nicholls State, Roberts recorded MSU's first triple-double with 18 points, 11 rebounds and 12 assists in a 98-69 home victory.

Jamont Gordon: On Feb. 21, 2007 against Vanderbilt at Humphrey Coliseum, Gordon tallied 15 points, 12 rebounds and 10 assists in MSU's 83-70 win.

Jarvis Varnado: In a win against Kentucky on Jan. 15, 2008, Varnado responded with 10 points, 12 rebounds and 10 blocked shots in the Bulldogs' 69-64 triumph.

Three other times this season, Varnado flirted with triple-doubles, but came up just short on either points, rebounds or blocks.

Overall Road Records

Since 1998-99

Team	Record	Pct.
Kentucky	59-41	.590
Florida	52-42	.553
Tennessee	49-58	.458
Mississippi State	46-60	.434
LSU	34-69	.330
South Carolina	32-75	.299
Vanderbilt	31-74	.295
Georgia	28-83	.252
Alabama	27-74	.267
Ole Miss	26-80	.245
Auburn	25-67	.272
Arkansas	23-71	.245

NOTE: MSU's 106 road games are tied for third-most during this 10-year span.

Divisional Road Records

Since 1998-99

Eastern Division	Record	Pct.
Kentucky	59-41	.590
Florida	52-42	.553
Tennessee	49-58	.458
South Carolina	32-75	.299
Vanderbilt	31-74	.295
Georgia	28-83	.252

Western Division


Record	Pct.
Mississippi State	46-60 .434
LSU	34-69 .330
Alabama	27-74 .267
Ole Miss	26-80 .245
Auburn	25-67 .272
Arkansas	23-71 .245



Roberts



Gordon



Varnado

FRESHMAN ROMERO OSBY HAS NUMBER RETIRED

During his prep days at Northeast Lauderdale in Meridian, Miss., freshman forward **Romero Osby** played a major role in the Trojans' success.

In November, the school honored his standout playing days by retiring his No. 24 jersey.

It's only fitting considering he departed there with five major statistical records – points, rebounds, assists, blocks and steals.

At Mississippi State, he wears the No. 5 jersey.

MSU INKS SHAUNESSY SMITH IN EARLY SIGNING PERIOD

Heralded all-state performer Shaunessy Smith of Noxubee County High School in Macon (Miss.) signed a national letter of intent with Mississippi State in mid-November.

The 6-foot-6, 200-pound versatile guard averaged 25.1 points, seven rebounds, two assists and two steals last year as a junior for coach T.J. Billups, despite battling all season with a torn ligament in his right hip.

ALL-TIME SEC TRIPLE DOUBLES

Player	School	Opponent	How Obtained	Date
Alvin Robertson	Arkansas	Texas	23p, 11r, 10a	1/19/84
Chris Mills	Kentucky	Austin Peay	19p, 10r, 10a	12/27/88
Shaquille O'Neal	LSU	Texas	16p, 19r, 10b	1/2/90
Shaquille O'Neal	LSU	Loyola-Marymount	20p, 24r, 12b	2/3/90
Shaquille O'Neal	LSU	Florida	31p, 21r, 10b	1/26/91
Shaquille O'Neal	LSU	South Carolina	19p, 14r, 11b	2/19/92
Shaquille O'Neal	LSU	Auburn	30p, 20r, 11b	2/22/92
Shaquille O'Neal	LSU	BYU	26p, 13r, 11b	3/19/92
Roy Rogers	Alabama	Georgia	15p, 12r, 15b	2/10/96
Roy Rogers	Alabama	LSU	27p, 10r, 10b	2/17/96
Chuck Edison	South Carolina	S.C. State	25p, 10r, 10a	11/29/02
Lawrence Roberts	Mississippi St.	Nicholls State	18p, 11r, 12a	11/21/04
Corey Brewer	Florida	Jacksonville	15p, 10r, 13a	12/18/05
Jamont Gordon	Mississippi St.	Vanderbilt	15p, 12r, 10a	2/21/07
Jarvis Varnado	Mississippi St.	Kentucky	10p, 12r, 10b	1/15/08
Nick Calathes	Florida	Creighton	11p, 13r, 11a	3/21/08
Tyler Smith	Tennessee	UNC Asheville	12p, 10r, 10a	12/3/08
Courtney Fortson	Arkansas	N.C. Central	20p, 10r, 11a	12/10/08

MISSISSIPPI STATE ODDS AND ENDS

HOW THE 2008-09 OPPONENTS ARE PLAYING

<u>Opponent</u>	<u>Record</u>	<u>Against MSU</u>	<u>Last Outing</u>	<u>Next Game</u>
Centenary	2-12	L, 77-55	Lost to Missouri, 80-52	Friday at Oral Roberts
Louisiana-Monroe	4-9	L, 78-49	Lost to UALR, 95-87	Saturday vs. Union
North Alabama	8-5	L, 102-61	Lost to Rollins, 71-68	Saturday vs. Harding
Fairleigh Dickinson	1-10	L, 84-58	Lost to Rhode Island, 95-80	Saturday vs. Quinnipiac
St. Bonaventure	8-4	L, 76-71	Beat Bucknell, 90-82 (2ot)	Saturday at Central Arkansas
Washington State	8-4	W, 63-52	Lost to LSU, 64-52	Saturday vs. Washington
Texas Tech	10-4	W, 77-73	Beat Stephen F. Austin, 69-55	Tuesday vs. TCU
Alabama State	3-7	L, 76-67	Beat West Alabama, 71-59	Saturday vs. Jackson State
Charlotte	5-6	W, 70-64	Beat Long Island, 79-68	Saturday at Maryland
South Alabama	9-5	L, 79-60	Beat Florida Atlantic, 74-69	Saturday vs. MTSU
Cincinnati	10-3	W, 75-63	Lost to Memphis, 60-45	Sunday at Marquette
Nicholls State	6-5	L, 74-68	Lost to Mississippi State, 74-68	Saturday at Ole Miss
San Diego	7-7	W, 64-61 ot	Beat Mississippi State, 64-41	Friday vs. Marshall
Houston				
Western Kentucky				
Arkansas				
Alabama				
Vanderbilt				
LSU				
Georgia				
Ole Miss				
Kentucky				
Auburn				
South Carolina				
Tennessee				
Florida				

BULLDOG BITES

■ Mississippi State played in its first overtime game of the season last Tuesday against San Diego, losing 64-61. Last year, the Bulldogs were 2-1 in OT affairs, beating South Carolina and Alabama and losing to Vanderbilt. The win against Alabama came in the quarterfinals of the SEC Tournament in Atlanta, which was interrupted due to a tornado that struck the Georgia Dome.

■ The Bulldogs have already suffered two home losses this season (Charlotte and San Diego), nearly matching last year's total of three. The most home losses with Rick Stansbury at the helm came in the 2005-06 season when State had five. The fewest came in 2001-02 when MSU had just one – Georgia (86-68). State hasn't lost two straight at home since losing to Florida and South Carolina in 2006-07.

■ Winning games that are televised has been cumbersome for Mississippi State this season, as it has lost all four outings. The Bulldogs are on the tube again Saturday against Houston, as well as on Monday when Western Kentucky visits. Both will be aired by CSS. Their SEC opener at Arkansas will also be on TV, Fox Sports South. All-time, MSU is 157-190 in televised games.

■ There have been 56 double-doubles recorded so far in the SEC this year. Mississippi State's Jarvis Varnado has accounted for five, the third-most in the SEC. Kentucky's Patrick Patterson leads the league with eight, while Arkansas' Michael Washington is second with six.

■ On a national scene, MSU ranks 12th in FG percentage defense (36.2) and tops in blocked shots per game (10.2). Individually, Varnado leads the country in blocked shots (6.0), is 10th in FG percentage (64.8) and 20th in rebounds per game (10.1).

■ There have been 59 double-doubles recorded in the SEC and Jarvis Varnado is third with five. Kentucky's Patrick Patterson is tops with eight, while Arkansas' Michael Washington is second with six.

MISSISSIPPI STATE'S NEXT THREE GAMES



■Who . . .
Western Kentucky Hilltoppers
■When . . .
Monday, Jan. 5
■Where . . .
Humphrey Coliseum, Starkville
■Series . . .
Tied, 1-1
■Last Meeting . . .
MSU, 81-75 on Nov. 29, 2004, @ WKU



■Who . . .
Arkansas Razorbacks
■When . . .
Saturday, Jan. 10
■Where . . .
Bud Walton Arena, Fayetteville
■Series . . .
Arkansas leads, 26-19
■Last Meeting . . .
MSU, 80-74 on Feb. 16, 2008, @ MSU



■Who . . .
Alabama Crimson Tide
■When . . .
Wednesday, Jan. 14
■Where . . .
Humphrey Coliseum, Starkville
■Series . . .
Alabama leads, 110-70
■Last Meeting . . .
MSU, 69-67 on March 14, 2008, at SECT

National Polls

(Dec. 22, 2008)

USA Today/ESPN Coaches

TW	Team	PTS
1.	North Carolina	775
2.	Connecticut	737
3.	Pittsburgh	715
4.	Oklahoma	683
5.	Duke	651
6.	Wake Forest	598
7.	Texas	531
8.	Georgetown	510
9.	UCLA	496
10.	Notre Dame	453
T11.	Purdue	398
T11.	Syracuse	398
13.	Villanova	351
14.	Arizona State	346
15.	Michigan State	308
16.	Clemson	293
17.	Gonzaga	285
18.	Louisville	223
T18.	Tennessee	223
20.	Baylor	194
21.	Minnesota	181
22.	Xavier	169
23.	Ohio State	158
24.	Michigan	66
25.	Marquette	55

Associated Press

(Dec. 29, 2008)

1.	North Carolina	1,800
2.	Connecticut	1,719
3.	Pittsburgh	1,641
4.	Oklahoma	1,600
5.	Duke	1,511
6.	Wake Forest	1,351
7.	Notre Dame	1,231
8.	Texas	1,193
9.	Purdue	1,160
10.	Michigan State	1,058
11.	Georgetown	1,015
12.	UCLA	991
13.	Syracuse	863
14.	Tennessee	854
15.	Villanova	691
16.	Gonzaga	608
17.	Arizona State	602
18.	Louisville	588
19.	Baylor	580
20.	Clemson	563
21.	Minnesota	351
22.	Xavier	327
23.	Michigan	237
24.	Ohio State	219
25.	Butler	166

2008-09 Mississippi State University Bulldogs

No.	Name	Pos.	Ht.	Wt.	Cl.	Exp.	Hometown (Previous School)
24	Kodi Augustus	F	6-8	220	So.	1L	Baton Rouge, LA (Maine Central Institute)
45	Elgin Bailey	F/C	6-8	254	So.	1L	New Orleans, LA (Belaire HS)
4	Twany Beckham	G	6-5	190	Fr.	HS	Louisville, KY (New Hampton [NH] School)
15	Riley Benock	G	6-4	180	So.	1L	Battletown, KY (Meade County HS)
33	Brandon Bolen	G	6-3	195	So.	1L	Madison, MS (Madison-Ridgeland Academy)
3	Dee Bost	G	6-2	170	Fr.	HS	Concord, NC (Hargrave Military Academy)
14	Rod Bryant	G	6-1	165	So.	1L	Birmingham, AL (G.W. Carver HS)
10	Christopher Gay	G	6-0	180	Sr.	TR	Hattiesburg, MS (William Carey College)
1	Jacquiese Holcombe	F	6-6	205	Jr.	JC	College Park, GA (Georgia Perimeter Co.)
44	Brian Johnson	F/C	6-9	245	Sr.	1L	Laurinburg, NC (University of Louisville)
2	Ravarn Johnson	G/F	6-7	175	So.	1L	Lyon, MS (Coahoma County HS)
20	Taylor Luczak	F	6-8	220	Fr.	HS	Glens Falls, NY (Glens Falls Senior HS)
5	Romero Osby	F	6-8	230	Fr.	HS	Meridian, MS (Northeast Lauderdale HS)
22	Barry Stewart	G	6-3	170	Jr.	2L	Shelbyville, TN (Shelbyville Central HS)
25	Phil Turner	G	6-3	170	So.	1L	Grenada, MS (Grenada HS)
32	Jarvis Varnado	F/C	6-9	210	Jr.	2L	Brownsville, TN (Haywood HS)

Numerical Roster

No.	Name	Pos.	Ht.	Wt.	Cl.	Exp.	Hometown (Previous School)
1	Jacquiese Holcombe	F	6-6	205	Jr.	JC	College Park, GA (Georgia Perimeter Co.)
2	Ravarn Johnson	G/F	6-7	175	So.	1L	Lyon, MS (Coahoma County HS)
3	Dee Bost	G	6-2	170	Fr.	HS	Concord, NC (Hargrave Military Academy)
4	Twany Beckham	G	6-5	190	Fr.	HS	Louisville, KY (New Hampton [NH] School)
5	Romero Osby	F	6-8	230	Fr.	HS	Meridian, MS (Northeast Lauderdale HS)
10	Christopher Gay	G	6-0	180	Sr.	TR	Hattiesburg, MS (William Carey College)
14	Rod Bryant	G	6-1	165	So.	1L	Birmingham, AL (G.W. Carver HS)
15	Riley Benock	G	6-4	180	So.	1L	Battletown, KY (Meade County HS)
20	Taylor Luczak	F	6-8	220	Fr.	HS	Glens Falls, NY (Glens Falls Senior HS)
22	Barry Stewart	G	6-3	170	Jr.	2L	Shelbyville, TN (Shelbyville Central HS)
24	Kodi Augustus	F	6-8	220	So.	1L	Baton Rouge, LA (Maine Central Institute)
25	Phil Turner	G	6-3	170	So.	1L	Grenada, MS (Grenada HS)
32	Jarvis Varnado	F/C	6-9	210	Jr.	2L	Brownsville, TN (Haywood HS)
33	Brandon Bolen	G	6-3	195	So.	1L	Madison, MS (Madison-Ridgeland Academy)
44	Brian Johnson	F/C	6-9	245	Sr.	1L	Laurinburg, NC (University of Louisville)
45	Elgin Bailey	F/C	6-8	254	So.	1L	New Orleans, LA (Belaire HS)

Head Coach: Rick Stansbury (Campbellsville, 1982 - 11th year)

Asst. Coach: Robert Kirby (Pan American, 1983 - 11th year)

Asst. Coach: Phil Cunningham (Campbellsville, 1990 - 9th year)

Asst. Coach: Marcus Grant (Mississippi State, 1995 - 5th year)

Coord. of BB Ops: Talvis Franklin (Mississippi State, 2007 - 2nd year)

PRONUNCIATION GUIDE

KODI AUGUSTUS: CO-DEE
 TWANY BECKHAM: TWAHN-NEE
 RILEY BENOCK: BEE-KNOCK
 JACQUIESE HOLCOMBE: JOCK-WHEECE
 RAVARN JOHNSON: RAY-VERN
 TAYLOR LUCZAK: LOU-ZACK
 ROMERO OSBY: RO-MARE-OH OZ-BEE
 JARVIS VARNADO: VUR-NAR-DOE

Mississippi State Basketball Roster Breakdown

By Class:

Seniors	Juniors	Sophomores	Freshman
Christopher Gay	Jacquiese Holcombe	Kodi Augustus	Twany Beckham
Brian Johnson	Barry Stewart	Elgin Bailey	Dee Bost
	Jarvis Varnado	Riley Benock	Taylor Luczak
		Brandon Bolen	Romero Osby
		Rod Bryant	
		Ravarn Johnson	
		Phil Turner	

By State:

Mississippi: Brandon Bolen, Christopher Gay, Ravarn Johnson, Romero Osby, Phil Turner
Tennessee: Barry Stewart, Jarvis Varnado
Kentucky: Twany Beckham, Riley Benock
Louisiana: Kodi Augustus, Elgin Bailey
North Carolina: Dee Bost, Brian Johnson
Alabama: Rod Bryant
Georgia: Jacquiese Holcombe
New York: Taylor Luczak

MISSISSIPPI STATE PRESEASON AWARDS

In the 2008 Southeastern Conference media poll, Mississippi State, the two-time defending Western Division champions, was picked to finish fourth in the West behind Alabama, LSU and Ole Miss, respectively. From an individual standpoint, Bulldogs junior forward Jarvis Varnado was named first-team All-SEC by the league coaches, while the media voted him second-team back in October. Nationally, true freshman Dee Bost of Concord, N.C., was tabbed honorable mention freshman All-American by CollegeHoops.net.

HOUSTON QUICK FACTS

Nickname:Cougars
Colors:Scarlet & White with Navy trim
Conference:Conference USA
2007-08 Record:24-10
Conference:11-5, 3rd
Starters returning/lost:1/4
Lettermen returning/lost:8/5
Sports Information Director:Jeff Conrad
SID Phone:1-713-743-9410

EXHIBITION 1

MSU 88, MONTEVALLO 59

Nov. 1, 2008 • STARKVILLE, MS

In the season's first of two exhibition contests, Mississippi State rode a double-double performance from junior Jarvis Varnado to take care of visiting Montevallo 88-59 at Humphrey Coliseum.

Varnado, the reigning National Defensive Player of the Year, recorded 17 points on 7-of-9 shooting from the floor to go along with his game-high 12 rebounds. He also blocked eight shots after leading the nation in blocked shots a year ago with 157. Sophomore Ravern Johnson led all scorers on the night with an 8-of-14 performance from the field for a total of 19 points, while freshman Romero Osby pitched in the team's second double-double with 10 points and 11 boards. Dee Bost scored 13 points and handed out seven assists to just three turnovers in the win.

Junior guards Marcus Lancaster and Freddy Little led Montevallo in scoring with 10 points apiece on a collective 8-of-25 shooting performance, while junior forward Nate Flowers led the squad in rebounding with nine boards.

Ranking second nationally in team field-goal percentage defense last year, the Bulldogs followed suit by holding Montevallo to just 23-of-71 shooting from the floor for a 32.6% mark. Also specializing in blocks as a team by ranking second nationally in that category a year ago, MSU swatted 13 shots on the evening. Leading Montevallo in rebounding at halftime 32-21, State never let up and finished the game with a 62-37 advantage.

Montevallo

Player	FG	3FG	FT	RB	PF	PT	A	Min
Flowers f	3-9	0-0	2-5	9	2	8	1	26
Brown f	4-12	0-0	0-1	6	4	8	1	27
Lancaster g	3-8	1-1	3-4	3	1	10	1	23
Humphrey g	2-8	0-4	0-0	0	4	4	0	18
Little g	5-17	0-4	0-1	3	1	10	2	31
Krych	2-4	0-0	5-8	3	4	9	0	15
Ragan	2-7	0-2	0-0	5	0	4	2	23
Hutchinson	0-0	0-0	0-0	0	0	0	1	2
McMillan	0-3	0-2	1-2	2	1	1	1	19
Lynch	1-2	1-2	0-0	0	0	3	0	2
Nelson	0-0	0-0	0-0	0	0	0	0	2
Carlyle	1-1	0-0	0-0	2	3	2	0	12
Team				4				
TOTALS	23-71	2-15	11-21	37	20	59	9	200

Mississippi State

Player	FG	3FG	FT	RB	PF	PT	A	Min
B. Johnson f	1-1	1-1	2-2	5	1	5	0	17
Varnado c	7-9	0-0	3-5	12	1	17	4	24
R. Johnson g	8-14	3-8	0-0	4	2	19	1	24
Bost g	5-12	1-5	2-4	4	2	13	7	32
Stewart g	4-12	2-7	0-0	5	4	10	4	28
Holcombe	1-5	0-3	0-0	3	3	2	0	16
Osby	3-5	0-0	4-6	11	3	10	1	13
Gay	0-1	0-1	0-0	0	0	0	0	2
Benock	0-3	0-3	0-0	4	0	0	3	16
Luczak	0-0	0-0	0-0	1	0	0	1	2
Augustus	2-4	0-1	3-4	5	2	7	2	12
Bolen	0-1	0-0	0-0	1	0	0	0	2
Bailey	1-4	0-0	3-5	4	4	5	0	12
Team				3				
TOTALS	32-71	7-29	17-23	62	22	88	23	200

Halftime: MSU 36, MON 26. FG%: MSU 45.1%, MON 32.4%. 3FG%: MSU 24.1%, MON 13.3%. FT%: MSU 65.4%, MON 52.4%. Turnovers: MSU 21 (Bost, Stewart, Osby, Augustus, Bailey 3), MON 13 (Brown 4). Blocked Shots: MSU 13 (Varnado 8), MON 1 (Carlyle). Steals: MSU 8 (Bost, Benock 2), MON 12 (Ragan 3). Officials: Anthony Jordan, Jeff Nichols, Mike Stuart. Attendance: 2,621.

EXHIBITION 2

MSU 67, OKLAHOMA CITY 65

Nov. 8, 2008 • STARKVILLE, MS

Mississippi State utilized an 18-5 rally in the final minutes to overcome two-time defending NAIA national champion Oklahoma City 67-65 at Humphrey Coliseum in the season's final exhibition outing.

Junior Jarvis Varnado once again flirted with triple-double status in the contest by scoring 12 points, claiming a game-high 13 rebounds, and swatting eight shots after leading the nation in blocks a year ago. Varnado amassed 29 points, 25 rebounds and 16 blocks in State's two exhibition contests.

Senior Brian Johnson fell just a rebound shy of a double-double performance for the Bulldogs with 10 points on 5-of-7 shooting, while standout freshman Dee Bost tallied 11 points and six assists. Junior Barry Stewart and sophomore Ravern Johnson rounded out State scorers in double digits with 11 and 10 points, respectively.

Forward Jamarcus Ellis led the Stars with a game-high 26 points on 10-of-24 shooting along with five rebounds. Senior Sao Paulo, Brazil native Ricardo De Bem pitched in 11 points and seven rebounds while junior Davell Jackson also contributed 11 points.

The Bulldogs never led until the 1:41 mark of the second half when Ravern Johnson drained a 3-pointer for a 65-63 advantage. However, the Stars answered and evened the score on an Ellis jumper, but with 1:23 left, Varnado gave MSU the lead for good on a dunk.

Oklahoma City

Player	FG	3FG	FT	RB	PF	PT	A	Min
Telo f	3-7	0-3	2-3	4	2	8	2	32
Phillips f	2-5	1-4	0-0	4	4	5	1	28
De Bem c	5-13	0-0	1-3	7	3	11	1	27
Ellis g	10-24	5-11	1-2	5	1	26	2	40
Jackson g	5-11	0-0	1-4	6	2	11	5	40
Jones	1-2	0-0	0-0	3	2	2	0	23
Lovelace	1-1	0-0	0-0	4	1	2	0	10
Team				5				
TOTALS	27-63	6-18	5-12	38	15	65	11	200

Mississippi State

Player	FG	3FG	FT	RB	PF	PT	A	Min
Osby f	0-4	0-2	0-0	0	3	0	0	12
Varnado f	4-10	0-0	4-7	13	2	12	1	24
R. Johnson g	4-9	1-4	1-2	5	1	10	1	24
Bost g	3-7	3-6	2-2	2	3	11	6	24
Stewart g	3-11	3-7	2-2	2	0	11	1	24
Holcombe	1-6	0-1	0-0	4	1	2	0	16
Benock	0-3	0-3	0-0	1	1	0	1	16
Augustus	1-2	0-0	0-0	2	0	2	0	6
Turner	1-3	1-2	0-0	1	2	3	0	16
B. Johnson	5-7	0-0	0-1	9	1	10	1	22
Bailey	3-11	0-0	0-3	10	2	6	0	16
Team				4				
TOTALS	25-73	8-25	9-17	53	16	67	11	200

Halftime: OCU 31 MSU 27. FG%: MSU 34.2%, OCU 42.9%. 3FG%: MSU 32.0%, OCU 33.3%. FT%: MSU 52.9%, OCU 41.7%. Turnovers: MSU 19 (Turner 4), OCU 17 (Ellis 6). Blocked Shots: MSU 11 (Varnado 8), OCU 1 (De Bem 1). Steals: MSU 6 (Six with 1), OCU 11 (Three with 3). Officials: Mike Stuart, Patrick Evans, Chuck Jones. Attendance: 2,592.

GAME 1

MSU 77, CENTENARY 55

Nov. 15, 2008 • STARKVILLE, MS

Mississippi State's Ravern Johnson hit five 3-point baskets and scored a team-high 15 points as the Bulldogs defeated Centenary College 77-55 in a season-opening men's basketball game at Humphrey Coliseum.

The Bulldogs scored the game's first seven points and never trailed in the contest. MSU improved to 9-2 in season openers under coach Rick Stansbury and 76-21 all-time.

MSU set the tone from 3-point range early. Dee Bost and Johnson hit back-to-back 3-pointers to help the Bulldogs spring from the gates. Those two treys would be the first of 10 for the hosts in the contest. The early lead stretched to double digits at 17-7 on a jumper from Riley Benock.

In the opening half, the Bulldogs used a five-on-five rotation as the search for consistency and set lineups will continue in non-conference play. Another 7-0 run allowed the Bulldogs to take their largest first-half lead, at 30-15. In the opening half, the Bulldogs only shot 36.7 percent from the field, yet managed a 34-20 lead at the intermission.

In the second half, the defensive pressure allowed the lead to grow quickly. A jumper by Jacquiese Holcombe ran the advantage to 51-31 with 13:03 remaining. MSU took its largest lead at 27 points on two different occasions in the closing minutes.

Also scoring in double-digits for MSU were Barry Stewart and Elgin Bailey with 13 and 10 points, respectively.

Nick Stallings paced the Gents with 16 points.

Centenary (0-1)

Player	FG	3FG	FT	RB	PF	PT	A	Min
Bohnam f	2-5	0-0	0-1	4	3	4	1	25
Stallings g	6-17	4-7	0-0	7	3	16	1	29
Adams g	4-13	4-8	3-4	6	2	15	6	35
Redus g	2-9	0-2	3-4	1	4	7	2	29
Starring g	1-9	0-3	0-1	2	0	2	0	24
Tubner	0-2	0-1	0-0	4	1	0	2	19
Gatlin	4-8	1-1	0-0	7	0	9	0	27
Hill	0-0	0-0	0-0	0	0	0	0	1
Harris	1-2	0-0	0-2	1	2	2	0	11
Team				6				
TOTALS	20-65	9-22	6-12	38	15	55	12	200

Mississippi State (1-0)

Player	FG	3FG	FT	RB	PF	PT	A	Min
Augustus f	2-3	0-0	2-2	3	2	6	2	17
Varnado f	3-6	0-0	3-5	11	1	9	1	25
R. Johnson g	5-9	5-8	0-0	3	1	15	3	24
Bost g	3-8	2-4	1-2	3	2	9	4	23
Stewart g	4-8	2-4	3-4	3	3	13	1	23
Holcombe	1-2	0-1	0-0	1	2	2	1	17
Osby	1-4	0-1	2-3	7	1	4	1	19
Gay	0-0	0-0	0-0	1	0	0	0	2
Benock	3-3	1-1	0-0	1	0	7	2	15
Luczak	0-0	0-0	0-0	0	0	0	0	2
Turner	1-4	0-3	0-0	5	3	2	2	15
Bolen	0-0	0-0	0-0	0	0	0	0	2
Bailey	4-11	0-0	2-4	3	1	10	0	16
Team				4				
TOTALS	27-48	10-22	13-20	45	16	77	17	200

Halftime: MSU 34 CEN 20. FG%: MSU 46.6%, CEN 30.8%. 3FG%: MSU 45.5%, CEN 40.9%. FT%: MSU 65.0%, CEN 50.0%. Turnovers: MSU 17 (Stewart 4), CEN 18 (Gatlin 4). Blocked Shots: MSU 16 (Varnado 7), CEN 4 (Bonham 2). Steals: MSU 12 (Stewart 4), CEN 11 (Adams 4). Officials: Doug Shows, Ron Groover, Tracy Woodson. Attendance: 8,063.

GAME 2

MSU 78, LOUISIANA-MONROE 49 Nov. 17, 2008 • STARKVILLE, MS

Junior guard Barry Stewart connected on three of his six attempts from long range and scored 17 points to lead the Mississippi State Bulldogs to a commanding 78-49 victory against the visiting Louisiana-Monroe Warhawks.

Stewart finished the game 6-of-9 shooting to go along with an assist, block and steal. Jarvis Varnado swatted nine shots by halftime and finished with that total to go with 11 rebounds for the game. Outstanding freshman point guard Dee Bost handed out seven assists and shot 3 of 6 from behind the arc to score 14 points.

Sophomore big men Elgin Bailey and Kodi Augustus notched nine and eight boards, respectively, while sophomore shooting specialist Raven Johnson grabbed four rebounds and scored 10 points. Augustus also scored a career-high 12 points.

Starkville native, junior Jarvis Hill led the Warhawks with 19 points on 8-of-17 shooting and four rebounds.

State suffocated ULM from the tip as the Warhawks connected on just three of their first 16 attempts from the floor.

Conversely, State drained five of their first seven treys and never trailed en route to a 35-24 advantage at the half.

MSU quickly stormed out to a 55-35 lead in the second stanza on an 18-4 run, capped by a made three-point conversion from the charity stripe by Bailey. From that point forward the Bulldogs dominated the game, finishing on a 10-2 streak.

Louisiana-Monroe (1-1)

Player	FG	3FG	FT	RB	PF	PT	A	Min
Turner	f 1-2	0-0	0-0	3	4	2	0	21
Nweke	f 0-7	0-1	0-0	5	4	0	0	24
Hooper	g 5-16	1-5	3-8	5	3	14	1	34
Hill	g 8-17	1-7	2-4	4	3	19	0	28
Roberts	g 0-0	0-0	0-0	1	0	0	0	13
Forbes	1-1	1-1	0-0	0	0	3	0	3
Williams	0-5	0-2	0-0	0	0	0	1	12
Lassiter	0-4	0-1	0-0	0	3	0	2	15
Averette	0-2	0-1	0-0	2	1	0	2	12
Thomas	3-8	1-2	0-0	4	3	7	2	16
Hampton	2-6	0-0	0-2	3	4	4	0	19
Garrison	0-1	0-1	0-0	0	0	0	0	3
Team				9				
TOTALS	20-69	4-21	5-14	36	25	49	8	200

Mississippi State (2-0)

Player	FG	3FG	FT	RB	PF	PT	A	Min
Augustus	f 4-5	1-1	3-3	8	2	12	2	21
Varnado	f 1-4	0-0	0-1	11	1	2	1	27
R. Johnson	g 4-9	2-4	0-1	4	2	10	2	27
Bost	g 4-9	3-6	3-4	3	1	14	7	26
Stewart	g 6-9	3-6	2-4	1	3	17	1	26
Holcombe	2-3	0-1	0-0	2	3	4	0	12
Osby	2-4	0-0	3-3	2	2	7	0	14
Gay	0-0	0-0	0-0	0	0	0	0	1
Benock	0-2	0-2	0-0	2	2	0	2	12
Luczak	1-1	0-0	0-0	0	0	2	0	1
Turner	1-3	0-1	1-2	2	1	3	4	14
Bolen	0-0	0-0	0-0	0	0	0	0	2
Bailey	3-7	0-0	1-1	9	1	7	1	17
Team				6				
TOTALS	28-56	9-21	13-19	50	18	78	20	200

Halftime: MSU 35 ULM 24. FG%: MSU 50.0%, ULM 29.0%. 3FG%: MSU 42.9%, ULM 19.0%. FT%: MSU 68.4%, ULM 35.7%. Turnovers: MSU 20 (Varnado, Stewart, Bailey 3), ULM 13 (Roberts, Lassiter 2). Blocked Shots: MSU 12 (Varnado 9), ULM 0. Steals: MSU 4 (4 tied with 1), ULM 7 (Turner, Hill 2). Officials: J.B. Caldwell, Tom Eades, Chuck Jones. Attendance: 8,732

GAME 3

MSU 102, NORTH ALABAMA 61 Nov. 19, 2008 • STARKVILLE, MS

Junior Jarvis Varnado blocked seven shots and matched a career-high 16 points to power the Bulldogs to a 102-61 victory against the North Alabama Lions in first-round action of the Legends Classic at Humphrey Coliseum.

He also slammed the boards for 14 rebounds to record his first double-double of the young season. Tying for the team lead was fellow junior Barry Stewart, who drained 3-of-5 treys for 16 points. Sophomores Elgin Bailey and Kodi Augustus continued their solid play with a combined 18 points and 12 rebounds, while Bailey had 10 points.

Freshman Romero Osby finished with 15 points, while Dee Bost tallied 10 assists.

MSU, which hasn't trailed at all this year, stormed out of the gates behind three Varnado blocks in the first three minutes, while hitting five of their first seven attempts from the floor. Midway through the first half, State staked a 20-2 run, sparked by back-to-back threes from Osby and sophomore Riley Benock to hold a 48-30 halftime advantage.

North Alabama took the initiative into the second stanza, however, by scoring six straight points to start the half.

MSU eclipsed the 100-point mark for the first time since scoring 101 against Bradley in the second round of the NIT in 2007, while State's bench accomplished a rare feat by combining for an impressive total of 47 points.

Following suit, the Dawgs put up an outstanding number on the boards, outrebounding UNA, 51-27.

North Alabama (2-1)

Player	FG	3FG	FT	RB	PF	PT	A	Min
Gay	f 2-12	1-3	0-0	5	1	5	1	32
Fraise	f 7-22	1-5	2-3	5	1	17	2	34
Collins	g 0-4	0-3	0-0	2	3	0	1	22
Johnson	g 4-10	2-4	0-0	3	2	10	3	28
Redden	g 6-9	2-4	2-2	3	3	16	1	26
Speight	0-3	0-1	4-8	3	0	4	0	15
McCants	1-1	0-0	0-2	0	1	2	0	11
Deegan	1-1	1-1	0-0	0	0	3	0	5
Lima	2-6	0-0	0-0	2	5	4	0	13
Hunter	0-4	0-1	0-0	3	4	0	2	14
Team				1				
TOTALS	23-72	7-22	8-15	27	20	61	10	200

Mississippi State (3-0)

Player	FG	3FG	FT	RB	PF	PT	A	Min
Augustus	f 3-5	0-2	2-2	7	1	8	0	22
Varnado	f 6-7	0-0	4-4	14	1	16	0	22
R. Johnson	g 3-7	2-5	0-0	2	1	8	1	23
Bost	g 2-5	1-3	2-2	2	2	7	10	23
Stewart	g 5-8	3-5	3-4	2	2	16	1	22
Holcombe	2-5	0-1	0-0	5	0	4	0	18
Osby	5-9	1-3	4-4	3	0	15	0	18
Gay	0-0	0-0	0-0	0	0	0	0	1
Benock	3-4	2-3	0-0	1	4	8	1	13
Luczak	0-0	0-0	0-0	0	0	0	0	2
Turner	2-4	2-3	2-2	4	0	8	3	16
Bolen	1-1	0-0	0-0	0	0	2	1	4
Bailey	2-4	0-0	6-8	5	1	10	2	16
Team				6				
TOTALS	34-59	11-25	23-26	51	12	102	17	200

Halftime: MSU 48, UNA 30. FG%: MSU 57.6%, UNA 31.9%. 3FG%: MSU 44.0%, UNA 31.8%. FT%: MSU 88.5%, UNA 53.3%. Turnovers: MSU 21 (Bost 5), UNA 15 (Johnson, Lima, Hunter 3). Blocked Shots: MSU 13 (Varnado 7), UNA 2 (Lima, Hunger 1). Steals: MSU 10 (Turner 3), UNA 12 (Speight 3). Officials: James Barker, Gerrald Drummond, Chuck Jones. Attendance: 8,579.

GAME 4

MSU 84, FAIRLEIGH DICKINSON 58 Nov. 22, 2008 • STARKVILLE, MS

Junior Jarvis Varnado blocked eight shots and became Mississippi State's all-time leader in that category as the Bulldogs upended Fairleigh Dickinson in the second round of the Legends Classic, 84-58, at Humphrey Coliseum.

Varnado, who also recorded his second-straight double-double with 14 points and 16 rebounds, broke Erick Dampier's total of 249 blocks set from 1994-96.

As a team, MSU swatted away 15 shots, one shy of tying the school record set last year against Georgia.

The Bulldogs, who led from start to finish, also forced 19 turnovers and collected seven steals, while limiting the Knights to 16-of-66 shooting after misfiring on their first 16 shots.

Offensively, Barry Stewart and Raven Johnson rounded out the double-digit scoring with 12 and 11 points, respectively.

Sophomore Phil Turner tied a season high with eight points on 3-of-4 shooting while freshman Twany Beckham notched two steals and four points in his Maroon and White debut.

FDU junior guard Cameron Tyler hit just 3 of his 15 attempts from the floor but managed 16 points to lead the Knights in scoring, followed by Terence Grier with 10.

MSU freshman point guard Dee Bost handed out six assists to give him an SEC-best 27, and the Bulldogs improved to 4-0 for the first time since 2003-04.

Fairleigh Dickinson (0-3)

Player	FG	3FG	FT	RB	PF	PT	A	Min
Baptiste	f 1-12	1-5	2-2	11	1	5	0	21
Svrclik	f 3-11	0-3	3-4	8	4	9	0	37
Galvin	g 0-4	0-0	3-4	7	4	3	2	23
Fernley	g 1-1	1-1	0-0	0	0	3	0	7
Blackgrove	g 0-0	0-0	0-0	0	0	0	0	4
Grier	3-5	1-1	3-4	3	3	10	0	17
Stasyszyn	0-3	0-2	0-0	1	2	0	0	17
Tyler	3-15	1-4	9-21	1	2	16	3	33
Moore	3-9	1-5	0-0	8	0	7	1	21
Mofunanya	2-6	0-0	1-4	8	5	5	1	20
Team				3				
TOTALS	16-66	5-21	21-39	50	21	58	7	200

Mississippi State (4-0)

Player	FG	3FG	FT	RB	PF	PT	A	Min
Augustus	f 3-3	0-0	0-0	6	5	6	1	15
Varnado	f 5-9	0-0	4-7	16	2	14	1	24
R. Johnson	g 4-10	3-6	0-0	4	1	11	0	23
Bost	g 2-8	0-4	2-4	1	3	6	6	24
Stewart	g 4-9	2-5	2-4	2	1	12	2	23
Holcombe	0-1	0-1	1-2	0	3	1	0	10
Beckham	2-2	0-0	0-1	2	2	4	2	10
Osby	3-7	1-3	2-2	5	3	9	1	23
Gay	0-0	0-0	0-0	0	0	0	0	1
Benock	2-4	2-4	0-0	1	1	6	1	17
Turner	3-4	1-1	1-2	2	3	8	1	11
Bolen	0-0	0-0	0-0	0	0	0	0	2
Bailey	2-2	0-0	3-6	4	5	7	0	17
Team				2				
TOTALS	30-59	9-24	15-28	45	29	84	15	200

Halftime: MSU 43, FDU 19. FG%: MSU 50.8%, FDU 24.2%. 3FG%: MSU 37.5%, FDU 23.8%. FT%: MSU 53.6%, FDU 53.8%. Turnovers: MSU 16 (Bost 4), FDU 19 (Mofunanya 5). Blocked Shots: MSU 15 (Varnado 8), FDU 3 (Mofunanya 2). Steals: MSU 7 (Beckham 2), FDU 5 (Moore 2). Officials: Frank Raposo, Tim Ebersol, Scott Bolnick. Attendance: 9,028

GAME 5

MSU 76, ST. BONAVENTURE 71 Nov. 25, 2008 • OLEAN, NY

Mississippi State scored the game's final five points to hold off St. Bonaventure 76-71 in front of a sellout crowd at the Reilly Center.

The Bulldogs won their first road game of the young season and moved to 5-0 for the first time since the 2003-04 squad won their first 13 games. Still, the contest was not without its dramatic moments at the end. MSU appeared to have things well in hand, taking a 63-48 lead with 9:31 remaining.

However, defensive pressure and some turnovers allowed the Bonnies to stage one final rally. SBU tied the game 71-all on a 3-point basket from Chris Matthews, capping a 10-2 run. The tie was short lived as Twany Beckham broke the tie by hitting one of two free throws with 1:21 remaining. A basket by Ravern Johnson upped the advantage with 18 seconds remaining. Johnson returned to the line to sink a pair of game-clinching free throws with one second left.

Jarvis Varnado had a huge night for the Bulldogs with 19 points, 12 rebounds and six blocks. Ravern Johnson added 18 points and seven rebounds for the Bulldogs.

Ray Blackburn paced the Bonnies with 22 points. Andrew Nicholson scored 13 points, while Chris Matthews and Jonathan Hall each added 10 points.

For the contest, the Bulldogs shot 42.4 percent from the floor (25 of 59) and was 5 of 13 from 3-point range.

Mississippi State (5-0)

Player	FG	3FG	FT	RB	PF	PT	A	Min
R. Johnson g	6-9	2-3	4-4	7	1	18	1	29
Augustus f	2-6	0-1	0-1	6	4	4	1	19
Varnado c	7-12	0-0	5-7	12	3	19	0	34
Bost g	1-8	0-1	4-5	4	2	6	2	20
Stewart g	1-9	1-4	0-0	3	3	3	4	32
Beckham	2-3	0-0	4-6	1	1	8	3	20
Osby	3-4	0-0	0-0	4	5	6	0	18
Benock	2-3	2-3	0-0	10	0	6	0	8
Turner	1-4	0-1	4-4	3	0	6	3	14
Bailey	0-1	0-0	0-0	1	2	0	0	6
Team				4				
TOTALS	25-59	5-13	21-27	46	21	76	14	200

St. Bonaventure (3-2)

Player	FG	3FG	FT	RB	PF	PT	A	Min
Nicholson f	6-11	0-0	1-4	9	3	13	0	27
Carter f	3-9	0-1	1-2	5	1	7	0	14
Matthews g	4-11	2-6	0-0	6	4	10	1	35
Hall g	4-10	0-1	2-2	2	4	10	1	31
Eleby g	0-6	0-0	1-4	3	4	1	4	24
Blackburn	6-11	3-3	7-8	1	4	22	4	30
Thomas	2-3	0-0	1-2	2	3	5	0	11
Benson	0-0	0-0	0-0	0	0	0	0	4
Cook	0-2	0-0	0-0	2	1	0	1	13
Davenport	1-4	0-2	1-1	1	1	3	0	11
Team				5				
TOTALS	26-67	5-13	14-23	36	25	71	11	200

Halftime: MSU 36, SBU 34. FG%: MSU 42.4%, SBU 38.8%. 3FG%: MSU 38.5%, SBU 38.5%. FT%: MSU 77.8%, SBU 60.9%. Turnovers: MSU 24 (Bost 6), SBU 17 (Hall 5). Blocked Shots: MSU 7 (Varnado 6), SBU 4 (Nicholson, Davenport 2). Steals: MSU 7 (Bost 3), SBU 9 (Hall 5). Officials: Mike Roberts, James Reeding, Gene Crawford. Attendance: 5,111.

GAME 6

WASHINGTON STATE 63, MSU 52 Nov. 28, 2008 • NEWARK, NJ

A spirited second-half rally fell short as Mississippi State dropped a 63-52 decision to Washington State in a semifinal round matchup of the Legends Classic at the Prudential Center.

The Bulldogs trailed by as many as 17 midway through the second half. A 9-0 run helped MSU cut the deficit to six before a more-experienced Cougars squad pulled away for the final margin.

MSU lost for the first time on the young season, falling to 5-1. Washington State, a member of the Pac 10 Conference, improved to 5-0.

The lead changed hands on a couple of occasions in the opening half. A Barry Stewart 3-point basket gave MSU its largest lead of the afternoon at 18-15, but WSU ended the half on a 20-8 run. That run including a pair of baskets from Aron Baynes, who was 6 of 6 in the opening half.

In the second frame, WSU's physical defense in the opening stages allowed the Cougars to stretch the advantage to 52-35 with less than 10 minutes remaining. But another 3-point basket by Stewart sparked a 9-0 run as the Bulldogs closed the deficit to 52-44. MSU would then cut the lead to six points, before making turnovers on three of the game's next four possessions.

Kodi Augustus and Stewart each had 10 points to pace the Bulldogs. Dee Bost added eight points, while Romero Osby and Ravern Johnson each added seven.

Mississippi State (5-1)

Player	FG	3FG	FT	RB	PF	PT	A	Min
R. Johnson g	3-7	1-1	0-0	2	3	7	1	30
Augustus f	2-7	1-3	5-6	4	2	10	0	27
Varnado c	1-3	0-0	0-2	5	0	2	1	25
Bost g	0-5	1-3	5-6	7	5	8	3	30
Stewart g	3-10	2-5	2-2	2	3	10	0	30
Beckham	0-2	0-0	1-2	0	0	1	1	10
Osby	3-6	0-1	3-4	0	1	7	0	13
Benock	0-0	0-0	0-0	1	0	0	1	10
Turner	2-3	1-1	0-0	4	2	5	0	10
Bailey	1-3	0-0	0-1	3	2	2	0	15
Team				3				
TOTALS	15-46	6-14	16-23	31	18	52	7	200

Washington State (5-0)

Player	FG	3FG	FT	RB	PF	PT	A	Min
Harmeling f	1-4	0-3	2-2	0	2	4	0	26
Baynes c	8-10	0-0	1-3	4	5	17	0	22
Thompson g	7-14	1-5	4-4	10	1	19	1	37
Koprivica g	3-7	1-2	0-1	6	2	7	3	36
Rochestie g	2-14	0-3	4-5	3	1	8	5	37
Capers	0-0	0-0	0-0	1	0	0	0	10
Casto	2-4	0-0	0-0	2	4	4	0	16
Forrest	2-5	0-0	0-0	5	4	4	1	16
Team				4				
TOTALS	25-58	2-13	11-15	35	19	63	10	200

Halftime: WSU 35, MSU 26. FG%: MSU 32.6%, WSU 43.1%. 3FG%: MSU 42.9%, WSU 15.4%. FT%: MSU 69.6%, WSU 73.3%. Turnovers: MSU 20 (R. Johnson 5), WSU 12 (Rochestie 4). Blocked Shots: MSU 8 (Varnado 4), WSU 4 (Baynes 2). Steals: MSU 7 (Bailey 2), WSU 11 (Rochestie 4). Officials: Mike Wood, Tony Hawkins, Brent Hampton. Attendance: 3,510.

GAME 7

TEXAS TECH 77, MSU 73 Nov. 29, 2008 • NEWARK, NJ

Mississippi State could not match a hot-shooting Texas Tech ball club and fell to the Red Raiders 77-73 in the third place game of the Legends Classic at the Prudential Center.

Known for an always-shooting offensive attack, the Red Raiders rammed home 10 3-point baskets to earn the victory.

MSU, which has started the season strong from the foul line, could not convert Saturday, as the Bulldogs only hit 17 of 31 free throws in the contest.

Trailing 9-5, Texas Tech used a 14-1 run to take the lead for good in the basketball game. The Red Raiders led by as many as 11 in the opening half and took a 42-34 lead into the intermission.

The Bulldogs used a strong offensive second half from Kodi Augustus and strong inside play from Jarvis Varnado to crawl back into the game. Still the Bulldogs never could get over the hump. Dee Bost rammed home a 3-pointer to cut the deficit to 49-47 with 14:00 remaining.

MSU trailed by no more than seven points but also could get no closer than that two-point spread the rest of the way.

For the Bulldogs, Augustus and Bost each had 16 points for game-high honors. Bost hit three 3-point baskets. Varnado added 11 points, while Ravern Johnson scored nine points. Varnado also had a team-high 10 rebounds.

John Roberson led Texas Tech with 13 points, while Okorie and Tyree Graham each added 11 points.

Texas Tech (6-1)

Player	FG	3FG	FT	RB	PF	PT	A	Min
Roberts f	2-4	0-0	0-0	4	3	4	0	16
Cook f	3-7	2-4	2-4	4	2	10	0	25
Voskuil g	4-10	2-5	0-0	4	3	10	5	32
Roberson g	4-9	2-3	3-3	3	4	13	3	26
Okorie g	4-13	1-3	2-3	6	0	11	0	23
Graham	3-11	2-4	3-3	2	2	11	1	28
Lewandowski	1-1	0-0	0-0	1	0	2	0	3
Prince	1-1	0-0	0-0	2	2	2	2	10
Cohadarevic	2-3	0-1	2-3	2	4	6	1	18
Singletary	2-5	1-2	3-4	6	2	8	1	19
Team				5				
TOTALS	26-64	10-22	15-20	39	22	77	13	200

Mississippi State (5-2)

Player	FG	3FG	FT	RB	PF	PT	A	Min
R. Johnson g	4-10	1-5	0-0	7	3	9	2	32
Augustus f	6-12	0-2	4-5	9	3	16	0	25
Varnado c	4-6	0-0	3-4	10	3	11	1	27
Bost g	6-16	3-6	1-4	4	4	16	3	32
Stewart g	2-8	0-5	1-4	4	4	5	1	28
Beckham	2-3	0-0	0-0	1	0	4	0	8
Osby	0-1	0-0	7-10	6	2	7	0	15
Benock	0-4	0-2	0-0	2	0	0	0	12
Turner	1-2	0-0	0-0	1	0	2	0	8
Bailey	1-3	0-0	10-4	3	1	3	0	13
Team				1				
TOTALS	26-65	4-2	17-31	48	20	73	7	200

Halftime: TTU 42, MSU 34. FG%: MSU 40.0%, TTU 40.6%. 3FG%: MSU 20.0%, TTU 45.5%. FT%: MSU 54.8%, TTU 75.0%. Turnovers: MSU 11 (Augustus 3), TTU 10 (Roberson, Singletary 3). Blocked Shots: MSU 9 (Varnado, Stewart, Bailey 2), TTU 2 (Cook 2). Steals: MSU 6 (Bost 3), TTU 3 (Prince 2). Officials: Ray Natilli, Tony Hawkins, Brian Dorsey. Attendance: 2,991.

GAME 8

MSU 76, ALABAMA STATE 67 DEC. 6, 2008 • STARKVILLE, MS

An explosive game from All-America candidate Jarvis Varnado led the Mississippi State Bulldogs to a 76-67 victory against the visiting Alabama State Hornets at Humphrey Coliseum.

Varnado recorded several career highs in the game, including 22 points on a career-most 10 made field goals in just 13 attempts. Varnado also notched nine boards and eight swats.

Following just behind Varnado was outstanding sophomore shooting guard Ravern Johnson, who also set a new career mark in points scored with 21 on a career-best seven field goals made. Johnson also drained 3-of-4 three-pointers and grabbed five rebounds. Rounding out State scorers in double digits was freshman point guard Dee Bost with 10. He also had five assists.

Senior guard Andrew Hayles led the Hornets with 16 points on 6-of-16 shooting while senior forward Chief Kickingstallionsims totaled six blocks and 12 points.

The Bulldogs registered their largest lead of the game midway through the first half, leading 24-12. The Hornets came storming back, however, and tied the score with a jumper from senior Brandon Brooks with just 3:05 remaining in the half. State nursed a 38-37 halftime advantage.

MSU held a small lead throughout the second half but saw Alabama State hit back-to-back three-pointers to close the gap to 60-57 at the 6:22 mark.

Alabama State (1-5)

Player	FG	3FG	FT	RB	PF	PT	A	Min
Provitt	f	0-0	0-0	2	5	0	0	15
Kickingstall	c	5-13	0-0	2-4	5	3	12	1 23
Hayles	g	6-16	2-9	2-2	3	2	16	0 36
Brooks	g	6-8	0-2	2-2	5	2	14	5 35
White	g	1-6	0-2	0-0	3	0	2	1 23
Middlebrooks		0-1	0-1	0-0	0	3	0	1 9
Butler		2-4	1-2	0-0	0	3	5	1 18
Mundadi		5-8	4-7	0-0	5	4	14	0 24
Fitch		2-6	0-0	0-0	1	1	4	0 17
Team				5				
TOTALS	27-62	7-23	6-8	29	23	67	9	200

Mississippi State (6-2)

Player	FG	3FG	FT	RB	PF	PT	A	Min
Augustus	f	0-4	0-0	4-4	1	0	4	0 20
Varnado	f	10-13	0-0	2-4	9	2	22	1 32
R. Johnson	g	7-10	3-4	4-5	5	1	21	1 35
Bost	g	2-5	1-2	5-6	1	3	10	5 27
Stewart	g	3-9	1-4	1-3	5	2	8	5 34
Beckham		2-3	0-0	0-0	1	0	4	0 13
Osby		1-4	0-0	3-6	6	3	5	1 20
Benock		0-0	0-0	0-0	2	0	0	0 6
Turner		0-0	0-0	0-0	2	0	0	1 5
Bailey		1-4	0-0	0-0	1	1	2	0 8
Team				4				
TOTALS	26-52	5-10	19-28	37	12	76	14	200

Halftime: MSU 38, ASU 37. FG%: MSU 50.0%, ASU 43.5%. 3FG%: MSU 50.0%, ASU 30.4%. FT%: MSU 67.9%, ASU 75.0%. Turnovers: MSU 14 (Bost 4), ASU 14 (Brooks 6). Blocked Shots: MSU 18 (Varnado 8), ASU 8 (Kickingstallionsims 6). Steals: MSU 5 (Varnado, Bost 2), ASU 5 (Butler, Fitch 2). Officials: Mike Stuart, Billy Dunlap, Tim Gattis. Attendance: 7,959.

GAME 9

CHARLOTTE 70, MSU 64 DEC. 10, 2008 • STARKVILLE, MS

A furious run in the final minutes fell short for Mississippi State as the Bulldogs dropped a 70-64 decision to the visiting Charlotte 49ers at Humphrey Coliseum.

After trailing by as many as 24 points with 7:14 remaining in the game, a dunk by junior Barry Stewart woke up the Bulldogs, as they outscored Charlotte 22-4 the rest of the way.

Still, the deficit was too much to overcome to pick up the win. With the loss, Mississippi State dropped its first home contest in the last 10 outings at Humphrey Coliseum.

State had won 13 of its last 14 at home.

Freshman point guard Dee Bost hit a season-high 6-of-8 free throws to lead MSU in scoring with 15 points, while fellow freshman Romero Osby drained a perfect 4-of-4 free throws to record 10, his second double-digit performance of the season.

Stewart also connected on all four of his free throw attempts for 10 points to round out State scorers in double digits.

Senior forward Lamont Mack notched a game-high 19 points and eight rebounds to lead the 49ers.

State managed just 17 field goals, tied for eighth-least under Stansbury's leadership. Following suit, tonight's 30.1% mark from the field was the Bulldogs' fourth-worst under Stansbury and worst since 2005. Wednesday also marked Charlotte's first-ever win against MSU.

Charlotte (3-6)

Player	FG	3FG	FT	RB	PF	PT	A	Min
Coley	f	2-8	0-0	1-2	3	4	5	1 21
Mack	f	8-15	3-8	0-2	8	4	19	0 26
Wilderness	f	3-9	0-1	4-5	2	2	10	1 27
Harris	g	3-7	1-2	4-6	3	0	11	5 36
Coleman	g	4-9	2-5	0-0	5	2	10	0 22
Ngoundjo		0-1	0-0	0-0	6	4	0	0 6
Andersen		2-8	2-5	0-0	5	1	6	0 24
Jones		4-8	0-0	1-0	7	5	9	0 21
Dewhurst		0-2	0-0	0-0	0	1	0	0 17
Team				6				
TOTALS	26-67	8-21	10-16	45	23	70	7	200

Mississippi State (6-3)

Player	FG	3FG	FT	RB	PF	PT	A	Min
Augustus	f	0-4	0-1	0-0	5	1	0	0 10
Varnado	f	3-7	0-0	2-6	9	1	8	3 36
R. Johnson	g	2-7	2-6	1-2	5	1	7	0 33
Bost	g	3-10	3-8	6-8	0	4	15	1 32
Stewart	g	3-15	0-8	4-4	6	1	10	0 38
Holcombe		1-1	0-0	3-3	2	0	5	0 7
Beckham		0-1	0-0	0-2	1	1	0	3 6
Osby		3-6	0-1	4-4	6	3	10	0 22
Benock		0-0	0-0	0-0	0	0	0	0 2
Turner		1-2	1-2	2-2	3	2	5	0 8
Bailey		1-2	0-0	2-2	2	1	4	0 6
Team				3				
TOTALS	17-55	6-26	24-33	42	15	64	7	200

Halftime: UNCC 36, MSU 20. FG%: MSU 30.9%, UNCC 38.8%. 3FG%: MSU 23.1%, UNCC 38.1%. FT%: MSU 72.7%, UNCC 62.5%. Turnovers: MSU 11 (Varnado 3), UNCC 11 (Mack 3). Blocked Shots: MSU 6 (Varnado 3), UNCC 2 (Mack, Jones 1). Steals: MSU 4 (Turner 2), UNCC 6 (Coley 3). Officials: Joe Lindsey, Tracy Woodson, Mike Roberts. Attendance: 8,635.

GAME 10

MSU 79, SOUTH ALABAMA 60 DEC. 13, 2008 • STARKVILLE, MS

Hot shooting and another powerful performance from star center Jarvis Varnado led Mississippi State to a 79-60 victory against South Alabama at Humphrey Coliseum.

Varnado put up eight points, six blocks and six rebounds by halftime to finish the game just a point shy of his career high of 22 points on 9-of-11 shooting, along with eight rebounds and six blocks.

Following their worst offensive production of the season against Charlotte, MSU hit 29 of its 54 shots for 53.7 percent, its second-best offensive performance of the season.

In his first start of the season, Phil Turner came up with a season-high 10 points on 3-of-6 shooting and a perfect 4 of 4 from the charity stripe, as well as recording four assists. Sophomore shooting specialist Ravern Johnson rounded out State scorers in double digits with 12 on a 3-of-4 effort from behind the arc.

Senior forward Brandon Davis was one of two Jaguars in double digits, leading USA with 19 points on 7-of-19 shooting. Senior guard Dominic Tilford put up 11 points after draining 3-of-6 treys.

MSU put the game out of reach in the second half after orchestrating a 15-0 run, sparked by a layup from freshman Dee Bost with 17:22 remaining in the game. MSU slowly stretched its lead throughout the remainder of the game.

Despite the win, the Bulldogs were out-rebounded 39-33 and are now 2-2 when losing the battle of the boards.

South Alabama (6-4)

Player	FG	3FG	FT	RB	PF	PT	A	Min
Davis	f	7-19	0-0	5-6	9	4	19	0 32
Douglas	f	3-7	0-0	2-7	5	2	8	0 30
Tilford	f	4-11	3-6	0-0	5	0	11	0 33
Watson	g	1-3	0-0	0-0	3	2	2	0 24
Ross	g	1-4	0-0	1-2	0	1	3	0 14
Coleman		1-4	1-3	3-4	5	3	6	0 16
Hayles		1-5	0-2	0-0	5	2	2	0 23
Sherrer		2-5	1-3	2-2	0	1	7	1 24
Ford		1-1	0-0	0-0	0	0	2	0 1
Tabet		0-0	0-0	0-0	0	1	0	0 3
Team				7				
TOTALS	21-59	5-14	13-21	39	16	60	1	200

Mississippi State (7-3)

Player	FG	3FG	FT	RB	PF	PT	A	Min
R. Johnson	f	4-8	3-4	1-1	3	2	12	0 26
Varnado	f	9-11	0-0	3-6	8	4	21	0 26
Bost	g	2-6	0-3	0-0	4	2	4	5 35
Stewart	g	2-7	0-1	0-0	0	0	4	0 18
Turner	g	3-6	0-2	4-4	2	3	10	4 21
Holcombe		2-2	1-1	0-1	2	1	5	0 13
Beckham		1-1	0-0	4-4	3	1	6	2 13
Osby		1-2	0-0	2-2	0	2	4	0 10
Gay		0-0	0-0	0-0	0	0	0	0 1
Bryant		0-0	0-0	0-0	0	0	0	1 1
Benock		0-4	0-3	0-0	1	1	0	2 14
Luczak		1-1	0-0	0-0	0	0	2	0 1
Augustus		2-3	0-0	3-4	1	0	7	0 7
Bolen		0-0	0-0	0-0	0	0	0	0 1
Bailey		2-3	0-0	0-2	3	3	4	0 13
Team				6				
TOTALS	29-54	4-14	17-24	33	19	79	14	200

Halftime: MSU 32, USA 29. FG%: MSU 53.7%, USA 35.6%. 3FG%: MSU 28.6%, USA 35.7%. FT%: MSU 70.8%, USA 61.9%. Turnovers: MSU 13 (Five with 2), USA 15 (Tilford, Coleman 4). Blocked Shots: MSU 9 (Varnado 6), USA 6 (Douglas 3). Steals: MSU 8 (Turner 2), USA 5 (Five with 1). Officials: Pat Adams, Jeff Nicholls, Ted Valentine. Attendance: 7,889.

GAME 11

CINCINNATI 75, MSU 63

DEC. 18, 2008 • CINCINNATI, OH

Things got away from the Mississippi State men's basketball team late in the first half as a half-ending 15-0 run sparked the Cincinnati Bearcats to a 75-63 victory at the U.S. Bank Arena.

The Bulldogs, however, did not go down without a fight. After sprinting to a 47-29 halftime advantage, the Bearcats tacked on the first four points of the final half. MSU then turned up the defensive pressure and ripped off a 19-4 run. Ravern Johnson and Dee Bost each rammed home 3-point baskets during that run. Jarvis Varnado also continued his monster night in the paint. Varnado hit a layup to cap the run, cutting the UC lead to 57-50 with 9:22 remaining.

The Bulldogs would get no closer than seven points on two occasions in the final half.

Varnado led the Bulldogs offensive attack with 24 points and six rebounds in 31 minutes of play. The nation's premier shot blocker also added four blocks. Phil Turner was the other Bulldog in double figures with 12 points.

UC received a game-high 16 points from Deonta Vaughn. Also in double figures were Dion Dixon with 14 points, Yancy Gates with 12 points and Larry Davis with 12 points. Gates added a team-high nine rebounds.

The teams were close for most of the first half. The Bulldogs only held two leads in the game - at 6-5 and 16-15. That final lead came after a 6-0 run, which included a steal and layup by Turner. The Bulldogs closed within 29-27 on a putback with Varnado with 4:38 left in the half.

However after that made basket, it was all Bearcats, who closed the half on a 15-0 run. That run included four different 3-point baskets.

Cincinnati finished with a 41-27 rebounding advantage.

Mississippi State (7-4)

Player	FG	3FG	FT	RB	PF	PT	A	Min
R. Johnson	f 3-6	1-2	2-3	1	2	9	3	27
Varnado	f 10-13	0-0	4-4	6	3	24	0	31
Bost	g 1-10	0-6	0-1	2	2	2	3	28
Stewart	g 3-8	1-3	0-0	4	4	7	0	33
Turner	g 5-10	2-5	0-1	6	3	12	1	33
Holcombe	0-0	0-0	0-0	2	0	0	0	6
Beckham	0-0	0-0	0-0	1	0	0	4	15
Osby	2-4	0-1	1-1	1	1	5	0	11
Benock	0-1	0-1	0-0	1	0	0	0	7
Bailey	1-3	0-0	2-2	0	0	4	0	9
Team				3				
TOTALS	25-55	4-18	9-12	27	15	63	11	200

Cincinnati (8-2)

Player	FG	3FG	FT	RB	PF	PT	A	Min
Williams	f 1-3	0-0	2-2	4	4	4	0	18
Bishop	f 0-3	0-1	1-2	3	2	1	5	26
Gates	g 6-13	0-1	0-2	9	3	12	0	22
Dixon	g 3-7	2-4	6-9	3	0	14	1	25
Vaughn	g 6-14	4-11	0-0	7	1	16	6	38
Davis	4-6	4-5	0-0	0	2	12	3	20
Wilks	1-2	0-0	0-0	4	4	2	1	17
Mitchell	2-6	2-5	0-0	0	0	6	0	13
McClain	1-1	0-0	0-0	0	0	2	0	4
Toyloy	1-1	0-0	4-6	4	1	6	4	17
Team				7				
TOTALS	25-56	12-27	13-21	41	17	75	20	200

Halftime: UC 47, MSU 29. FG%: MSU 45.5%, UC 44.6%. 3FG%: MSU 22.2%, UC 44.4%. FT%: MSU 75.0%, UC 61.9%. Turnovers: MSU 13 (Stewart, Beckham 3), UC 15 (Toyloy 4). Blocked Shots: MSU 6 (Varnado 4), UC 2 (McClain 2). Steals: MSU 8 (Turner 3), UC 7 (Vaughn 3). Officials: Ed Corbett, Michael Stephens, Joe Lindsey. Attendance: 5,922.

GAME 12

MSU 74, NICHOLLS STATE 68

DEC. 22, 2008 • JACKSON, MS

Junior all-star Jarvis Varnado once again dominated for Mississippi State to lead the Bulldogs to a 74-68 triumph against the Nicholls State Colonels at Jackson's Mississippi Coliseum.

Varnado tied his career high with 24 points on 8-of-9 shooting. Currently leading the nation in blocks per outing with 6 per game, Varnado matched that total against the Colonels to go along with his six rebounds. He is also ranked ninth nationally and second in the Southeastern Conference in rebounding.

Sophomore Ravern Johnson also had a career-best night with eight rebounds to go along with 11 points and two steals. Freshman Dee Bost jumped into the MSU all-time freshman assists Top 10 with six for a total of 55 on the season. Bost also claimed a career-high-tying five rebounds.

Sophomore Phil Turner rounded out State scorers in double digits with 11 on 9-of-12 shooting from the charity stripe coupled with five rebounds.

Nicholls State sophomore Anatoly Bose gave MSU fits from behind the arc, scoring a team-high 20 points on 4-of-6 shooting.

After carrying a comfortable 34-22 advantage out of halftime, Mississippi State stretched its lead to 20 (47-27) at the 16:05 mark with a Stewart trey. Refusing to lose intensity, the Colonels responded with a 16-5 run, capped by a Chris Iles jumper to close the MSU advantage to 61-51 with 6:28 remaining.

The hard work continued for NSU, as Bose hit back-to-back 3s to thin the Bulldog lead to just 68-62 with 2:54 left in the game. Mississippi State would register its last eight points from the free-throw stripe to secure the victory.

Nicholls State (6-5)

Player	FG	3FG	FT	RB	PF	PT	A	Min
Bathie	f 8-17	2-4	0-0	12	4	18	2	35
Bose	f 5-10	4-6	6-6	7	4	20	1	37
Payne	g 4-10	3-6	0-0	1	4	11	4	31
Hunter	g 2-10	1-5	0-0	3	0	5	0	15
Carter	g 2-4	0-1	0-0	5	5	4	1	32
Iles	3-7	1-3	0-0	3	4	7	1	17
Ford	0-2	0-2	0-0	0	3	0	2	13
Friend	1-5	0-5	0-0	2	0	3	1	13
McCallum	0-0	0-0	0-2	0	1	0	0	7
Team				0				
TOTALS	25-65	12-32	6-8	33	25	68	12	200

Mississippi State (8-4)

Player	FG	3FG	FT	RB	PF	PT	A	Min
Varnado	f 8-9	0-0	8-11	6	2	24	0	28
R. Johnson	g 4-10	1-3	2-2	8	1	11	2	31
Bost	g 0-1	0-0	3-4	5	1	3	6	33
Stewart	g 3-11	2-6	4-5	3	2	12	4	32
Turner	g 1-3	0-2	9-12	5	1	11	1	33
Beckham	1-1	0-0	0-0	0	1	2	0	7
Osby	1-2	0-1	0-0	2	4	2	0	8
Benock	2-6	2-6	2-2	3	1	8	0	15
Bolen	0-0	0-0	0-0	0	0	0	0	1
B. Johnson	0-1	0-0	1-2	2	0	1	0	12
Team				1				
TOTALS	20-44	5-18	29-38	35	13	74	13	200

Halftime: MSU 34, NSU 22. FG%: MSU 45.5%, NSU 38.5%. 3FG%: MSU 27.8%, NSU 37.5%. FT%: MSU 76.3%, NSU 75.0%. Turnovers: MSU 14 (Turner 4), NSU 12 (Payne 4). Blocked Shots: MSU 8 (Varnado 6), NSU 0. Steals: MSU 7 (R. Johnson, Turner 2), NSU 8 (Carter 6). Officials: Tony Green, Kevin Scott, Patrick Evans. Attendance: 3,421.

LAST TIME OUT

SAN DIEGO 64, MSU 61 OT

DEC. 30, 2008 • STARKVILLE, MS

In the first overtime session of the season for Mississippi State, the Bulldogs dropped a 64-61 decision at Humphrey Coliseum to the San Diego Toreros.

Tying a season high with 17 points, junior shooting guard Barry Stewart hit 6-of-7 free throws, dished out four assists and registered two steals to lead MSU, while freshman point guard Dee Bost put up 13 points and stole the ball a season-high four times. Sophomore Phil Turner also notched a season-high eight rebounds.

Jarvis Varnado recorded the team's only double-double, his fifth of the year, with 10 points and 13 rebounds. The junior also blocked six shots, placing him as just the fifth player in SEC history to register at least 300 blocks in a career.

Sophomore guard Trumaine Johnson led the Toreros with 17 points on 7-of-17 shooting while senior center Gyno Pomare also pulled down a double-double after scoring 10 points and claiming 15 rebounds.

After trailing 25-24 at halftime, State put together several small runs to gain a 40-32 lead with 14:23 remaining in regulation. San Diego responded with a 15-5 stretch as the game tightened toward the final minute.

A pair of Stewart free throws put MSU ahead 53-49 with 1:01 remaining, but Johnson responded with two free throws to pull within two at the 0:49.3 mark. After an MSU turnover, Pomare tipped the ball in to tie the score at 53-all. State had a chance to win in regulation, but missed three shots under the game in the closing seconds.

The two teams traded buckets for the majority of the extra stanza, but a jumper from junior guard De'Jon Jackson put the Toreros up by four with just 46 seconds left.

San Diego (7-7)

Player	FG	3FG	FT	RB	PF	PT	A	Min
Pomare	f 4-17	0-0	2-2	15	4	10	3	39
Jones	f 2-7	0-0	4-4	9	3	8	1	37
Ginty	g 3-3	1-1	0-0	3	3	7	0	29
Johnson	g 7-17	0-0	3-4	5	4	17	1	41
Dorr	g 2-4	1-2	0-0	2	1	5	2	37
Lewis	1-1	0-0	0-0	0	0	2	0	6
Brown	0-1	0-1	0-0	0	1	0	0	5
Jackson	5-9	0-0	3-4	4	1	13	1	24
Houston	0-0	0-0	0-2	0	0	0	0	1
Mafra	1-2	0-0	0-0	1	2	2	0	6
Team				1				
TOTALS	25-61	2-4	12-14	40	19	64	8	225


Mississippi State (8-5)

Player	FG	3FG	FT	RB	PF	PT	A	Min
Varnado	f 4-12	0-0	2-4	13	1	10	0	39
R. Johnson	g 4-10	1-5	0-0	4	1	9	1	37
Bost	g 4-8	2-5	3-6	1	4	13	1	36
Stewart	g 5-13	1-5	6-7	5	2	17	4	40
Turner	g 3-8	0-2	0-0	8	4	6	1	35
Beckham	1-2	0-0	1-4	3	0	3	0	9
Osby	1-3	1-2	0-0	0	0	3	0	10
Benock	0-0	0-0	0-0	1	0	0	0	13
B. Johnson	0-0	0-0	0-0	0	1	0	1	6
Team				1				
TOTALS	22-56	5-19	12-21	36	13	61	9	225

Halftime: USD 25, MSU 24. FG%: MSU 39.3%, USD 41.0%. 3FG%: MSU 26.3%, USD 50%. FT%: MSU 57.1%, USD 85.7%. Turnovers: MSU 16 (Bost 5), USD 14 (Jones 4). Blocked Shots: MSU 8 (Varnado 6), USD 1 (Pomare). Steals: MSU 7 (Bost 4), USD 10 (Johnson 6). Officials: Tony Green, Kevin Scott, Patrick Evans. Attendance: 3,745.



Meet Jarvis Varnado



Jarvis Varnado

6-9 • 210 • Jr.

2L • Forward

Brownsville, TN

32

VARNADO BY THE NUMBERS

SEASON HIGHS

- **Points:** 24, Cincinnati (12-18-08), Nicholls State (12-22-08)
- **FGM:** 10, Alabama State (12-6-08), Cincinnati (12-18-08)
- **FGA:** 13, Alabama State (12-6-08), Cincinnati (12-18-08)
- **3GM:** 0
- **3GA:** 0
- **FTM:** 8, Nicholls State (12-22-08)
- **FTA:** 11, Nicholls State (12-22-08)
- **Rebounds:** 16, Fairleigh Dickinson (11-15-08)
- **Assists:** 3, Charlotte (12-10-08)
- **Blocks:** 9, LA-Monroe (11-17-08)
- **Steals:** 2, vs Alabama State (12-6-08)
- **Minutes:** 39, San Diego (12-30-08)
- **Season double-doubles:** 5

CAREER HIGHS

- **Points:** 24, Cincinnati (12-18-08), Nicholls State (12-22-08)
- **FGM:** 10, Alabama State (12-6-08), Cincinnati (12-18-08)
- **FGA:** 13, Alabama State (12-6-08), Cincinnati (12-18-08)
- **3GM:** 1, LSU (3-8-08)
- **3GA:** 1, LSU (3-8-08)
- **FTM:** 8, Nicholls State (12-22-08)
- **FTA:** 11, Nicholls State (12-22-08)
- **Rebounds:** 17, LSU (1-9-08)
- **Assists:** 3, Charlotte (12-10-08)
- **Blocks:** 10, 3 times (last: Kentucky, 1-15-08)
- **Steals:** 3, Alabama (1-19-08), S. Ala. (12-15-07)
- **Minutes:** 40, Alabama-SECT (3-14-08)
- **Career double-doubles:** 12

- ◆ Leads the nation with 78 blocked shots, more than 10 of the SEC teams.
- ◆ With eight blocks against Fairleigh Dickinson, became MSU's all-time leader, surpassing Erick Dampier's mark of 249 set from 1994-96.
- ◆ Has recorded a team-high five double-doubles this season.
- ◆ Set a school-record with nine first-half blocks against Louisiana-Monroe.
- ◆ Scored career-high 24 points against Cincinnati and Nicholls.
- ◆ Has scored 20-plus points in three of the last four games.
- ◆ In last four games has connected on 31-of 45 shots from the floor and is 17 of 25 at the foul line for a combined 82 points.
- ◆ Is third in the SEC in field goal percentage at .634 (71 of 112).

ALL-AMERICAN, ALL-SEC CANDIDATE 2007-08 NATIONAL DEFENSIVE PLAYER OF THE YEAR

2006-07

Opponent	Min	FG-FGA	Pct	FT-FTA	Pct	Off	DEF	TOT	Blk	Pts
NICHOLLS	14	2-2	1.000	1-1	1.000	1	5	6	3	5
L. MARYMOUNT	12	0-1	.000	1-2	.500	0	1	1	1	1
WINTHROP	9	1-3	.333	0-0	.000	1	2	3	2	2
at Clemson	12	4-5	.800	1-2	.500	1	2	3	0	9
CHARLOTTE	11	1-3	.333	0-2	.000	1	2	3	1	2
Texas A&M-Corpus Christi	22	3-5	.600	1-2	.500	2	7	9	5	7
SOUTH ALABAMA	22	2-4	.500	3-4	.750	3	3	6	3	7
at Miami (Fla.)	12	3-3	1.000	1-2	.500	2	3	5	1	7
MCNEESE STATE	20	6-7	.857	1-3	.333	3	4	7	4	13
ALABAMA STATE	23	6-9	.667	0-0	.000	4	1	5	4	12
vs New Orleans	24	4-6	.667	5-8	.625	4	11	15	7	13
at George Mason	24	3-6	.500	2-4	.500	2	4	6	4	8
at Missouri	19	3-5	.600	1-2	.500	2	7	9	0	7
at Tennessee	16	1-2	.500	0-2	.000	1	4	5	2	2
OLE MISS	13	1-2	.500	0-0	.000	0	1	1	0	2
at Kentucky	17	1-4	.250	0-0	.000	2	0	2	1	2
AUBURN	7	1-2	.500	0-0	.000	1	2	3	1	2
FLORIDA	15	2-3	.667	0-0	.000	3	3	6	3	4
SOUTH CAROLINA	11	1-1	1.000	0-0	.000	0	2	2	1	2
at Ole Miss	10	1-2	.500	2-2	1.000	0	0	0	2	4
LSU	8	1-2	.500	0-0	.000	0	0	0	1	2
at Alabama	13	1-3	.333	2-2	1.000	4	1	5	3	4
at Auburn	11	2-4	.500	0-0	.000	1	1	2	2	4
ARKANSAS	10	2-2	1.000	0-0	.000	1	4	5	4	4
at LSU	8	1-1	1.000	0-0	.000	1	0	1	0	2
VANDERBILT	11	2-2	1.000	0-0	.000	1	1	2	1	4
at Georgia	7	0-2	.000	0-0	.000	0	0	0	0	0
at Arkansas	6	1-1	1.000	0-0	.000	0	1	1	1	2
ALABAMA	10	5-6	.833	0-2	.000	7	1	8	2	10
vs Kentucky	9	0-0	.000	0-0	.000	0	2	2	1	0
vs Arkansas	9	3-3	1.000	1-2	.500	2	1	3	1	7
MISS. VALLEY ST.	13	3-3	1.000	2-3	.667	2	3	5	1	8
BRADLEY	16	3-7	.429	0-0	.000	6	6	12	3	6
FLORIDA STATE	18	5-5	1.000	0-0	.000	2	0	2	1	10
vs West Virginia	11	0-0	.000	0-0	.000	1	0	1	1	0
Totals	473	75-116	.647	24-45	.533	61	85	146	67	174

2007-08

Opponent	Min	FG-FGA	Pct	FT-FTA	Pct	Off	DEF	TOT	Blk	Pts
LOUISIANA TECH	26	1-5	.200	2-2	1.000	1	4	5	6	4
CLEMSON	27	3-7	.429	1-2	.500	6	6	12	6	7
UT MARTIN	27	4-4	1.000	0-0	.000	3	13	16	3	8
vs UC Irvine	19	1-2	.500	0-1	.000	3	3	6	2	2
vs Southern Illinois	36	3-3	1.000	0-2	.000	2	5	7	2	6
vs Miami (OH)	30	1-3	.333	0-2	.000	2	4	6	5	2
MURRAY STATE	24	1-1	1.000	0-0	.000	3	4	7	2	2
SE LOUISIANA	17	4-6	.667	0-0	.000	0	3	3	4	8
MIAMI (FL)	31	4-6	.667	0-0	.000	2	5	7	10	8
at South Alabama	34	4-5	.800	1-4	.250	4	6	10	6	9
at Loyola Marymount	20	4-4	1.000	2-6	.333	2	4	6	9	9
at Texas A&M-Corpus Christi	24	1-9	.111	0-0	.000	5	2	7	0	10
MISSOURI	23	4-6	.667	1-4	.250	3	5	8	5	9
vs Lafayette	26	5-5	1.000	6-9	.667	3	9	12	5	16
at LSU	25	6-10	.600	1-4	.250	5	12	17	7	13
GEORGIA	21	4-5	.800	1-1	1.000	2	7	9	10	9
KENTUCKY	36	3-5	.600	4-10	.400	2	10	12	10	10
at Alabama	21	2-4	.500	0-2	.000	4	2	6	0	4
OLE MISS	29	4-5	.800	4-4	1.000	0	8	8	4	12
at Arkansas	24	0-1	.000	1-2	.500	2	4	6	4	1
TENNESSEE	30	2-4	.500	1-4	.250	1	3	4	2	5
ALABAMA	30	4-5	.800	0-0	.000	1	2	3	2	8
at Auburn	23	4-4	1.000	0-0	.000	0	3	3	6	8
ARKANSAS	29	3-4	.750	4-6	.667	2	8	10	3	10
at Ole Miss	32	3-5	.600	0-0	.000	4	2	6	6	6
at South Carolina	37	3-5	.600	1-1	1.000	1	11	12	5	7
AUBURN	37	6-7	.857	2-4	.500	2	7	9	4	14
at Florida	37	4-7	.571	3-8	.375	1	10	11	7	11
at Vanderbilt	33	7-9	.778	2-5	.400	1	2	3	1	16
LSU	27	3-8	.375	0-0	.000	3	3	6	7	7
vs Alabama	40	4-5	.800	2-3	.667	2	9	11	3	10
vs Georgia	33	0-0	.000	3-4	.750	1	5	6	1	3
vs Oregon	32	5-7	.714	1-2	.500	1	7	8	4	11
vs Memphis	28	2-4	.500	7-8	.875	1	1	2	5	11
Totals	968	109-170	.641	50-100	.500	75	189	264	157	269

2008-09


Opponent	Min	FG-FGA	Pct	FT-FTA	Pct	Off	DEF	TOT	Blk	Pts
CENTENARY	25	3-6	.500	3-5	.600	4	7	11	7	9
LA-MONROE	27	1-4	.250	0-1	.000	3	8	11	9	2
N. ALABAMA	22	6-7	.857	4-4	1.000	1	13	14	7	16
F. DICKINSON	24	5-9	.556	4-7	.571	5	11	16	8	14
at St. Bonaventure	34	7-12	.583	5-7	.714	5	7	12	6	19
vs Washington St.	25	1-3	.333	0-2	.000	2	3	5	4	2
vs Texas Tech	27	4-6	.667	3-4	.750	2	8	10	4	11
ALABAMA STATE	32	10-13	.769	2-4	.500	5	4	9	8	22
Charlotte	36	3-7	.429	2-6	.333	2	7	9	3	8
South Alabama	26	9-11	.818	3-6	.500	2	6	8	6	21
Cincinnati	31	10-13	.769	4-4	1.000	2	4	6	4	24
Nicholls State	28	8-9	.889	8-11	.727	2	4	6	6	24
San Diego	39	4-12	.333	2-4	.500	6	7	13	6	10
Totals	376	71-112	.634	40-65	.615	41	89	130	78	182

VARNADO'S CAREER NUMBERS

Year	G/S	Min	FG-FGA	Pct	FT-FTA	Pct	Off	DEF	TOT/Avg	Blk	Pts/Avg
2006-07	35/13	473	75-116	.647	24-45	.533	61	85	146	67	174/5.0
2007-08	34/34	968	109-170	.641	50-100	.500	75	189	264	157	269/7.9
2008-09	13/13	376	71-112	.634	40-65	.615	41	89	130	78	182/14.0
Totals	81/71	1,807	255-398	.641	114-210	.543	177	363	540/6.7	302	625/7.7



Meet Barry Stewart



Barry Stewart

6-3 • 170 • Jr.

2L • Guard

Shelbyville, TN

22

STEWART BY THE NUMBERS

SEASON HIGHS

- **Points:** 17, La-Monroe (11-17-08), San Diego (12-30-08)
- **FGM:** 6, La-Monroe (11-17-08)
- **FGA:** 15, Charlotte (12-10-08)
- **3GM:** 3, North Alabama (11-19-08), La-Monroe (11-17-08), Texas Tech (11-29-08)
- **3GA:** 8, Charlotte (12-10-08)
- **FTM:** 6, San Diego (12-30-08)
- **FTA:** 7, San Diego (12-30-08)
- **Rebounds:** 6, Charlotte (12-10-08)
- **Assists:** 5, Alabama State (12-6-08)
- **Blocks:** 2, Texas Tech (11-29-09)
- **Steals:** 4, Centenary (11-15-08)
- **Minutes:** 40, San Diego (12-30-08)
- **Season double-doubles:** 0

CAREER HIGHS

- **Points:** 24, Missouri (12-30-07)
- **FGM:** 8, Missouri (12-30-07)
- **FGA:** 15, Charlotte (12-10-08)
- **3GM:** 6, Tennessee (2-2-08)
- **3GA:** 9, Miami (12-13-07)
- **FTM:** 10, Auburn (1-20-07)
- **FTA:** 10, Auburn (1-20-07)
- **Rebounds:** 11, LA-Tech (11-10-07)
- **Assists:** 7, Missouri (12-30-07)
- **Blocks:** 2, Texas Tech (11-29-08)
- **Steals:** 5, Alabama (3-14-08)
- **Minutes:** 44, Alabama-SECT (3-14-08)
- **Career double-doubles:** 1

- ◆ Former All-SEC freshman is third on the team in scoring with a 9.5 clip.
- ◆ Has scored in double digits in eight of the Bulldogs' 13 games.
- ◆ Is second on team with 22 assists.
- ◆ Season highs came against Louisiana-Monroe and San Diego when he scored 17 points.
- ◆ Is second on the team with 14 steals.
- ◆ With 18 made 3-pointers on the year, he now has 148 for his career, the seventh most in school history. With 14 more, he'll move past Bart Hyché (1996-99) into sole possession of fifth.

ALL-SEC CANDIDATE 2006-07 ALL-SEC FRESHMAN TEAM

2006-07

Opponent	Min	FG-FGA	Pct	3PTA-M	PCT	FT-FTA	Pct	Reb	A	TO	Blk	Stl	Pts
NICHOLLS	24	5-8	.625	2-5	.400	2-3	.667	2	1	2	0	3	14
LOYOLA MARYMOUNT	26	3-4	.750	1-1	1.000	6-7	.857	4	1	1	0	1	13
WINTHROP	23	3-8	.375	3-6	.500	0-0	.000	5	1	1	0	0	9
at Clemson	25	2-5	.400	2-4	.500	2-2	1.000	2	1	1	0	0	8
CHARLOTTE	29	4-7	.571	2-5	.400	3-5	.600	6	0	1	0	2	13
Texas A&M Corpus Christi	25	3-6	.500	2-5	.400	3-3	1.000	4	1	0	1	0	11
SOUTH ALABAMA	24	4-9	.444	0-5	.000	2-2	1.000	2	2	1	0	1	10
at Miami (Fla.)	29	6-14	.429	5-11	.455	5-7	.714	3	1	0	0	2	22
MCNEESE STATE	22	4-11	.364	4-9	.444	2-4	.500	1	1	0	0	1	14
ALABAMA STATE	23	3-11	.273	2-8	.250	1-2	.500	5	2	0	1	1	9
vs New Orleans	20	1-3	.333	1-3	.333	3-4	.750	3	2	0	0	0	6
at George Mason	24	2-7	.286	2-6	.333	5-5	1.000	3	0	1	0	1	11
at Missouri	31	3-12	.250	3-8	.375	2-3	.667	3	1	2	1	2	11
at Tennessee	24	3-7	.429	3-6	.500	3-5	.600	0	2	1	0	1	12
OLE MISS	27	2-3	.667	1-1	1.000	7-7	1.000	5	2	1	0	0	12
at Kentucky	20	3-7	.429	3-6	.500	0-0	.000	3	1	0	0	0	9
AUBURN	26	4-6	.667	4-6	.667	10-10	1.000	5	1	1	0	0	22
FLORIDA	27	5-9	.556	3-7	.429	3-3	1.000	3	2	1	0	1	16
SOUTH CAROLINA	25	0-8	.000	0-5	.000	2-2	1.000	5	1	0	0	0	2
at Ole Miss	24	0-3	.000	0-2	.000	2-3	.667	3	3	0	0	0	2
LSU	23	2-7	.286	2-5	.400	3-4	.750	1	1	0	0	1	9
at Alabama	19	1-5	.200	0-4	.000	3-6	.500	4	3	0	1	0	5
at Auburn	30	4-9	.444	4-7	.571	0-1	.000	5	2	2	0	1	12
ARKANSAS	26	3-4	.750	2-2	1.000	2-2	1.000	4	0	1	0	1	10
at LSU	25	2-5	.400	1-2	.500	2-2	1.000	3	2	0	0	2	7
VANDERBILT	22	2-5	.400	1-3	.333	0-0	.000	1	2	3	0	1	5
at Georgia	17	3-5	.600	3-5	.600	0-2	.000	5	1	2	0	0	9
at Arkansas	23	1-5	.200	0-3	.000	0-0	.000	3	0	0	0	1	2
ALABAMA	22	2-6	.333	1-4	.250	3-3	1.000	2	1	0	0	0	8
vs Kentucky	29	2-7	.286	1-5	.200	2-5	.400	2	1	1	0	0	7
vs Arkansas	18	2-4	.500	2-4	.500	0-0	.000	3	1	1	0	0	6
MISSISSIPPI VALLEY ST	22	2-7	.286	1-5	.200	0-0	.000	2	1	0	1	0	5
BRADLEY	25	4-9	.444	4-7	.571	1-2	.500	4	0	2	0	1	13
FLORIDA STATE	25	3-7	.429	1-4	.250	3-3	1.000	3	1	0	0	5	10
vs West Virginia	24	3-7	.429	2-5	.400	0-0	.000	2	1	1	0	3	8
Totals	848	96-240	.400	68-174	.391	82-107	.766	111	43	27	5	32	342

2007-08

Opponent	Min	FG-FGA	Pct	3PTA-M	PCT	FT-FTA	Pct	Reb	A	TO	Blk	Stl	Pts
LOUISIANA TECH	26	5-10	.500	1-5	.200	2-3	.667	11	3	0	1	0	13
CLEMSON	36	3-10	.300	2-6	.333	4-4	1.000	6	2	4	0	2	12
UT MARTIN	26	3-12	.250	0-4	.000	3-4	.750	4	4	4	0	2	9
vs UC Irvine	38	6-10	.600	4-7	.571	2-2	1.000	6	2	1	0	0	18
vs Southern Illinois	38	3-9	.333	1-3	.333	2-2	1.000	3	3	3	1	1	9
vs Miami (OH)	36	2-9	.222	1-5	.200	0-0	.000	3	4	5	0	0	5
MURRAY STATE	36	5-6	.833	2-3	.667	2-2	1.000	5	2	1	0	4	14
SE LOUISIANA	30	2-6	.333	2-5	.400	0-0	.000	1	2	2	0	2	6
MIAMI (FL)	37	6-12	.500	5-9	.556	1-2	.500	4	1	1	0	1	18
at South Alabama	39	3-10	.300	1-5	.200	1-3	.333	6	6	4	0	2	8
at Loyola Marymount	25	4-8	.500	2-5	.400	0-2	.000	5	5	3	0	1	10
at Texas A&M-CC	36	6-8	.750	2-3	.667	5-7	.714	2	4	2	0	1	19
MISSOURI	38	8-14	.571	3-7	.429	5-5	1.000	4	7	3	0	2	24
vs Lafayette	32	2-8	.250	1-5	.200	1-2	.500	3	1	3	0	1	6
at LSU	35	2-6	.333	1-4	.250	6-8	.750	6	5	2	0	1	11
GEORGIA	36	3-13	.231	0-5	.000	3-5	.600	5	2	4	0	2	9
KENTUCKY	35	2-11	.182	0-5	.000	5-8	.625	4	4	5	0	1	9
at Alabama	35	6-11	.545	3-5	.600	1-2	.500	1	3	2	0	2	16
OLE MISS	33	5-11	.455	0-4	.000	2-4	.500	4	3	2	0	1	12
at Arkansas	30	3-7	.429	0-2	.000	1-2	.500	1	0	1	0	1	7
TENNESSEE	34	7-9	.778	6-8	.750	1-2	.500	2	1	1	0	2	21
ALABAMA	36	5-11	.455	3-8	.375	0-0	.000	9	2	3	1	0	13
at Auburn	37	2-5	.400	2-4	.500	1-2	.500	3	1	4	0	0	7
ARKANSAS	38	5-11	.455	3-5	.600	6-6	1.000	5	1	4	0	2	19
at Ole Miss	37	4-13	.308	0-6	.000	3-5	.600	8	3	2	0	1	11
at South Carolina	43	3-10	.300	1-6	.167	1-2	.500	3	0	4	0	1	8
AUBURN	37	4-8	.500	3-5	.600	0-0	.000	5	5	1	0	0	11
at Florida	39	3-13	.231	2-8	.250	2-2	1.000	8	1	0	0	2	10
at Vanderbilt	43	4-9	.444	2-7	.286	0-0	.000	5	1	0	1	0	10
LSU	39	2-9	.222	1-6	.167	0-0	.000	4	0	2	0	1	5
vs Alabama	44	3-12	.250	1-6	.167	4-6	.667	8	3	3	0	5	11
vs Georgia	35	3-14	.214	3-6	.500	1-2	.500	6	4	0	0	0	10
vs Oregon	38	4-10	.400	4-8	.500	4-5	.800	2	2	1	0	1	16
vs Memphis	37	1-12	.083	0-6	.000	2-3	.667	5	1	1	0	2	4
Totals	1214	129-337	.383	62-186	.333	71-102	.696	157	88	78	4	44	391

2008-09


Opponent	Min	FG-FGA	Pct	3PTA-M	PCT	FT-FTA	Pct	Reb	A	TO	Blk	Stl	Pts
CENTENARY	23	4-8	.500	2-4	.500	3-4	.750	3	1	4	0	4	13
LA-MONROE	26	6-9	.667	3-6	.500	2-4	.500	1	1	3	1	1	17
NORTH ALABAMA	22	5-8	.625	3-5	.600	3-4	.750	2	0	2	0	1	16
FAIRLEIGH DICKINSON	23	4-9	.444	2-5	.400	2-4	.500	2	2	0	0	1	12
at St. Bonaventure	32	1-9	.111	1-4	.250	0-0	.000	0	4	3	0	1	3
vs Washington State	30	3-10	.300	2-5	.400	2-2	1.000	2	0	3	1	1	10
vs Texas Tech	28	2-8	.250	0-5	.000	1-4	.250	4	1	0	2	0	5
ALABAMA STATE	34	3-9	.333	1-4	.250	1-3	.333	5	5	1	0	1	8
Charlotte	38	3-15	.200	0-8	.000	4-4	1.000	6	0	2	0	0	10
South Alabama	18	2-7	.286	0-1	.000	0-0	.000	0	0	0	0	0	4
Cincinnati	33	3-8	.375	1-3	.333	0-0	.000	4	0	3	1	1	7
Nicholls State	32	3-11	.273	2-6	.333	4-5	.800	3	4	0	1	1	12
San Diego	40	5-13	.385	1-5	.200	6-7	.857	5	4	2	0	2	17
Totals	379	44-124	.355	18-61	.295	28-41	.683	40	22	23	6	14	134

STEWART'S CAREER NUMBERS

Year	G/GS	Min	FG-FGA	Pct	3PTA-M	PCT	FT-FTA	Pct	Reb	A	TO	Blk	Stl	Pts/Avg
2006-07	35/0	848	96-240	.400	68-174	.391	82-107	.766	111	43	27	5	32	342/9.8
2007-08	34/34	1214	129-337	.383	62-186	.333	71-102	.696	157	88	78	4	44	391/11.5
2008-09	13/13	379	44-124	.355	18-61	.295	28-41	.683	50	22	23	6	14	134/10.3
Totals	82/47	2,441	269-701	.384	148-421	.352	181-250	.724	308	153	128	15	90	867/10.6



Meet Dee Bost



Dee Bost

6-2 • 170 • Fr.

HS • Guard

Concord, NC

3

BOST BY THE NUMBERS

SEASON/CAREER HIGHS

- **Points:** 16, Texas Tech (11-29-08)
- **FGM:** 6, Texas Tech (11-29-08)
- **FGA:** 16, Texas Tech (11-29-08)
- **3GM:** 3, La-Monroe (11-17-08),
Texas Tech (11-29-08), Charlotte (12-10-08)
- **3GA:** 8, Charlotte (12-10-08)
- **FTM:** 6, Charlotte (12-10-08)
- **FTA:** 8, Charlotte (12-10-08)
- **Rebounds:** 7, Washington State (11-28-08)
- **Assists:** 10, North Alabama (11-19-08)
- **Blocks:** 0
- **Steals:** 4, San Diego (12-30-08)
- **Minutes:** 36, San Diego (12-30-08)
- **Season double-doubles:** 0

- ◆ Has started all 13 games.
- ◆ Became the first true freshman to start on opening day since Jamont Gordon in 2005-06.
- ◆ Leads MSU with 56 assists, the third-most in the SEC and the 63th-most nationally.
- ◆ Had 10 assists against North Alabama, becoming the first MSU player to dish out 10 since Jamont Gordon last year against Alabama.
- ◆ Is averaging 8.7 points and has scored in double digits five times this season.
- ◆ Honorable mention freshman All-American by CollegeHoops.net.
- ◆ Scored his 100th point against Nicholls State.
- ◆ With 56 assists, he ranks ninth all-time in the MSU freshman record books.

FRESHMAN ALL-SEC CANDIDATE PRESEASON HONORABLE MENTION ALL-AMERICAN

2008-09

Opponent	Min	FG-FGA	Pct	3PTA-M	PCT	FT-FTA	Pct	Reb	A	TO	Blk	Stl	Pts
CENTENARY	23	3-8	.375	2-4	.500	1-2	.500	3	4	2	0	1	9
LOUISIANA-MONROE	26	4-9	.444	3-6	.500	3-4	.750	3	7	2	0	1	14
NORTH ALABAMA	23	2-5	.400	1-3	.333	2-2	1.000	2	10	5	0	1	7
FAIRLEIGH DICKINSON	24	2-8	.250	0-4	.000	2-4	.500	1	6	4	0	1	6
at St. Bonaventure	20	1-8	.125	0-1	.000	4-5	.800	4	2	6	0	3	6
vs Washington State	30	1-6	.167	1-3	.333	5-6	.833	7	3	3	0	1	8
vs Texas Tech	32	6-16	.375	3-6	.500	1-4	.250	4	3	1	0	3	16
ALABAMA STATE	27	2-5	.400	1-2	.500	5-6	.833	1	5	4	0	2	10
Charlotte	32	3-10	.300	3-8	.375	6-8	.750	0	1	2	0	0	15
South Alabama	35	2-6	.333	0-3	.000	0-0	.000	4	5	2	0	0	4
Cincinnati	28	1-10	.100	0-6	.000	0-1	.000	2	3	0	0	2	2
Nicholls State	33	0-1	.000	0-0	.000	3-4	.750	5	6	2	0	1	3
San Diego	36	4-8	.500	2-5	.400	3-6	.500	1	1	5	0	4	13
Totals	369	31-100	.310	16-51	.314	35-52	.673	37	56	38	0	20	113

BOST'S CAREER NUMBERS

Year	G/GS	Min	FG-FGA	Pct	3PTM-A	PCT	FT-FTA	Pct	Reb	A	TO	Blk	Stl	Pts/Avg
2008-09	13/13	369	31-100	.310	16-51	.314	35-52	.673	37	56	38	0	2-	113/8.7




DID YOU KNOW . . .

- ✓ Both a football and basketball standout at Concord High School.
- ✓ Led his school to Class 3A titles in both football and basketball.
- ✓ Earned MVP honors in both the football and basketball title games.
- ✓ Averaged 17 points, 6.5 rebounds and 5.0 assists as a senior.
- ✓ Threw for 2,958 yards and 25 touchdowns as a senior.

MSU FRESHMAN ASSISTS CHARTS

Player	Season	G	Asst.	Avg.
1. Jamont Gordon	2005-06	30	129	4.3
2. Rich Knarr	1972-73	26	127	4.9
3. Ben Hansbrough	2006-07	35	112	3.2
4. Gary Ervin	2003-04	30	74	2.5
5. Greg Lockhart	1985-86	30	70	2.3
6. Ray White	1975-76	26	69	2.7
7. Gary Hooker	1975-76	26	68	2.6
8. Jeff Norwood	1981-82	27	60	2.2
9. Dee Bost	2008-09	13	56	4.3

Meet the Mississippi State Players



Kodi Augustus
6-8 • 220 • So.
1L • Forward
Baton Rouge, LA

24

- ◆ Has started nine of the 13 games for the Bulldogs.
- ◆ Leads the team at the foul line with an 85.2 percent accuracy (23 of 27).
- ◆ Is fourth on the team with six blocked shots.
- ◆ Is currently averaging 7.3 points and 5.0 rebounds.


AUGUSTUS BY THE NUMBERS

SEASON HIGHS

- Points: 16, Texas Tech (11-29-08)
- FGM: 6, Texas Tech (11-29-08)
- FGA: 12, Texas Tech (11-29-08)
- 3GM: 1, La-Monroe (11-17-08)
- 3GA: 3, Washington State (11-28-08)
- FTM: 5, Washington State (11-28-08)
- FTA: 6, Washington State (11-28-08)
- Rebounds: 9, Texas Tech (11-29-08)
- Assists: 2, Centenary (11-15-08), ULM (11-17-08)
- Blocks: 2, Centenary (11-15-08)
- Steals: 1, four times (Last: Texas Tech [11-29-08])
- Minutes: 27, Washington State (11-28-08)
- Season double-doubles: 0

CAREER HIGHS

- Points: 16, Texas Tech (11-29-08)
- FGM: 6, Texas Tech (11-29-08)
- FGA: 12, Texas Tech (11-29-08)
- 3GM: 2, Southeastern LA (12-8-07)
- 3GA: 3, Washington State (11-28-08)
- FTM: 5, Washington State (11-28-08)
- FTA: 6, Washington State (11-28-08)
- Rebounds: 9, Texas Tech (11-29-08)
- Assists: 2, Centenary (11-15-08), LA-Monroe (11-17-08), Loyola Marymount (12-19-07)
- Blocks: 2, Centenary (11-15-08)
- Steals: 1, five times (Last: Texas Tech [11-29-08])
- Minutes: 27, Washington State (11-28-08)
- Career double-doubles: 0



Ravern Johnson
6-7 • 175 • So.
1L • Guard
Lyon, MS

2

- ◆ The first-year starter leads MState with 27 3-pointers on 51 attempts.
- ◆ In first start against Centenary, he responded with 15 points and drained a team-high five 3-pointers.
- ◆ Scored career-high 21 points against Alabama State and is second in scoring with an 11.3 clip.


JOHNSON BY THE NUMBERS

SEASON HIGHS

- Points: 21, Alabama State (12-6-08)
- FGM: 7, Alabama State (12-6-08)
- FGA: 10, vs. Texas Tech (11-29-08), Alabama St. (12-6-08), Nicholls St. (12-22-08), San Diego (12-30-08)
- 3GM: 5, Centenary (11-15-08)
- 3GA: 8, Centenary (11-15-08)
- FTM: 4, at St. Bonaventure (11-25-08), Alabama State (12-6-08)
- FTA: 5, Alabama State (12-6-08)
- Rebounds: 8, Nicholls State (12-22-08)
- Assists: 3, Centenary (11-15-08), Cincinnati (12-18-08)
- Blocks: 2, Centenary (11-15-08), Fairleigh Dickinson (11-22-08)
- Steals: 2, Nicholls State (12-22-08)
- Minutes: 37, San Diego (12-30-08)
- Season double-doubles: 0

CAREER HIGHS

- Points: 21, Alabama State (12-6-08)
- FGM: 7, Alabama State (12-6-08)
- FGA: 10, vs. Texas Tech (11-29-08), Alabama State (12-6-08), Nicholls St. (12-22-08), San Diego (12-30-08)
- 3GM: 5, Centenary (11-15-08)
- 3GA: 8, Centenary (11-15-08)
- FTM: 4, at St. Bonaventure (11-25-08)
- FTA: 5, Alabama State (12-6-08)
- Rebounds: 7, at St. Bonaventure (11-25-08)
- Assists: 3, Centenary (11-15-08), Cincinnati (12-18-08)
- Blocks: 2, Centenary (11-15-08), Fairleigh Dickinson (11-22-8)
- Steals: 2, Nicholls State (12-22-08)
- Minutes: 37, San Diego (12-30-08)
- Career double-doubles: 0



Elgin Bailey
6-8 • 254 • So.
1L • Forward
New Orleans, LA

45

- ◆ Has seen action in 11 games as a reserve forward, but a foot injury kept him out of the last two games.
- ◆ Had career-high 10 points against North Alabama.
- ◆ Is second on the team with 20 blocked shots.
- ◆ Is averaging 4.8 points and 3.1 rebounds.

BAILEY BY THE NUMBERS

SEASON HIGHS

- Points: 10, North Alabama (11-19-08)
- FGM: 4, Centenary (11-15-08)
- FGA: 11, Centenary (11-15-08)
- 3GM: 0
- 3GA: 0
- FTM: 6, North Alabama (11-19-08)
- FTA: 8, North Alabama (11-19-08)
- Rebounds: 9, LA-Monroe (11-17-08)
- Assists: 2, North Alabama (11-19-08)
- Blocks: 3, North Alabama (11-19-08); South Alabama (12-13-08)
- Steals: 2, North Alabama (11-19-08), Washington State (11-28-08)
- Minutes: 17, LA-Monroe (11-17-08)
- Season double-doubles: 0

CAREER HIGHS

- Points: 10, North Alabama (11-19-08)
- FGM: 4, Centenary (11-15-08), Arkansas (2-16-08)
- FGA: 11, Centenary (11-15-08)
- 3GM: 0
- 3GA: 0
- FTM: 6, North Alabama (11-19-08)
- FTA: 8, North Alabama (11-19-08)
- Rebounds: 9, LA-Monroe (11-17-08)
- Assists: 2, North Alabama (11-19-08)
- Blocks: 3, North Alabama (11-19-08), South Alabama (12-13-08)
- Steals: 2, North Alabama (11-19-08), Washington State (11-28-08)
- Minutes: 17, LA-Monroe (11-17-08)
- Career double-doubles: 0

Meet the Mississippi State Players



Brian Johnson
6-9 • 245 • Sr.
1L • Forward
Laurinburg, NC

44

- ◆ A foot and ankle injury sidelined him for the first 11 games, but saw his first action against Nicholls.
- ◆ Transferred to Mississippi State after two years at Louisville.
- ◆ Last season, saw action in 33 games and averaged 2.3 points and 2.2 rebounds.
- ◆ Best game was against Clemson, when he scored 10 points.

JOHNSON BY THE NUMBERS

SEASON HIGHS

- Points: 1, Nicholls State (12-22-08)
- FGM: 0
- FGA: 1, Nicholls State (12-22-08)
- 3GM: 0
- 3GA: 0
- FTM: 1, Nicholls State (12-22-08)
- FTA: 2, Nicholls State (12-22-08)
- Rebounds: 2, Nicholls State (12-22-08)
- Assists: 0
- Blocks: 0
- Steals: 0
- Minutes: 12, Nicholls State (12-22-08)
- Season double-doubles: 0

CAREER HIGHS

- Points: 10, Clemson (11-5-07)
- FGM: 4, Clemson (11-5-07)
- FGA: 4, three times (last: LSU 3-8-08)
- 3GM: 0
- 3GA: 0
- FTM: 2, seven times (last: Alabama 3-14-08)
- FTA: 3, LA Tech (11-10-07)
- Rebounds: 6, Loyola Marymount (12-19-07)
- Assists: 3, Ole Miss (1-26-08)
- Blocks: 3, Texas A&M C.C. (12-21-07)
- Steals: 3, Loyola Marymount (12-19-07)
- Minutes: 21, UC-Irvine (11-22-07)
- Career double-doubles: 0



Riley Benock
6-4 • 180 • So.
1L • Guard
Battletown, KY

15

- ◆ Seen action in all 13 games for the Bulldogs as a reserve.
- ◆ Has connected on 12 of his 31 shots, including his 2-of-6 outing against Nicholls State.
- ◆ Is averaging 2.7 points and 1.3 rebounds per outing.
- ◆ His eight steals are fifth most on the team.


BENOCK BY THE NUMBERS

SEASON HIGHS

- Points: 8, North Alabama (11-19-08), Nicholls State (12-22-08)
- FGM: 3, North Alabama (11-19-08)
- FGA: 6, Nicholls State (12-22-08)
- 3GM: 2, North Alabama (11-19-08), Fairleigh Dickinson (11-22-08), St. Bona. (11-25-08), Nicholls State (12-22-08)
- 3GA: 6, Nicholls State (12-22-08)
- FTM: 2, Nicholls State (12-22-08)
- FTA: 2, Nicholls State (12-22-08)
- Rebounds: 3, Nicholls State (12-22-08)
- Assists: 2, LA-Monroe (11-17-08), S. Alabama (12-13-08), San Diego (12-30-08)
- Blocks: 1, Centenary (11-15-08)
- Steals: 3, Centenary (11-15-08)
- Minutes: 17, Fairleigh Dickinson (11-22-08)
- Season double-doubles: 0

CAREER HIGHS

- Points: 12, Ole Miss (1-26-08)
- FGM: 4, Ole Miss (1-26-08)
- FGA: 6, Nicholls State (12-22-08)
- 3GM: 4, Ole Miss (1-26-08)
- 3GA: 6, Nicholls State (12-22-08)
- FTM: 3, Georgia (1-12-08)
- FTA: 4, Georgia (1-12-08)
- Rebounds: 4, Southeast LA (12-8-07)
- Assists: 4, UT-Martin (11-17-07)
- Blocks: 1, five times (last: Centenary 11-15-08)
- Steals: 3, Centenary (11-15-08)
- Minutes: 21, Ole Miss (1-26-08)
- Career double-doubles: 0



Phil Turner
6-3 • 170 • So.
1L • Guard
Grenada, MS

25

- ◆ Has started the last four games for the Bulldogs.
- ◆ In the freshman record books, he stands at No. 9 in 3-pointers made with 24.
- ◆ Averaging 6.0 points and 3.6 rebounds in nine games this year.

TURNER BY THE NUMBERS

SEASON HIGHS

- Points: 12, Cincinnati (12-18-08)
- FGM: 5, Cincinnati (12-18-08)
- FGA: 10, Cincinnati (12-18-08)
- 3GM: 2, North Alabama (11-19-08), Cincinnati (12-18-08)
- 3GA: 5, Cincinnati (12-18-08)
- FTM: 9, Nicholls State (12-22-08)
- FTA: 12, Nicholls State (12-22-08)
- Rebounds: 8, San Diego (12-30-08)
- Assists: 4, LA-Monroe (11-17-08), South Alabama (12-13-08)
- Blocks: 1, North Alabama (11-19-08), Texas Tech (11-29-08), Nicholls St. (12-22-08)
- Steals: 3, North Alabama (11-19-08), Cincinnati (12-18-08)
- Minutes: 35, San Diego (12-30-08)
- Season double-doubles: 0

CAREER HIGHS

- Points: 17, South Alabama (12-15-07)
- FGM: 6, South Alabama (12-15-07)
- FGA: 10, Kentucky (1-15-08), Missouri (12-30-07), Cincinnati (12-18-08)
- 3GM: 4, South Alabama (12-15-07)
- 3GA: 8, Kentucky (1-15-08)
- FTM: 9, Nicholls State (12-22-08)
- FTA: 12, Nicholls State (12-22-08)
- Rebounds: 10, Missouri (12-30-07)
- Assists: 4, LA-Monroe (11-17-08), South Alabama (12-13-08)
- Blocks: 2, 3 times (last: Auburn, 2-19-08)
- Steals: 3, Loyola Marymount (12-19-07), North Alabama (11-19-08)
- Minutes: 37, Alabama-SECT (3-14-08)
- Career double-doubles: 1

Meet the Mississippi State Players



Romero Osby
6-8 • 230 • Fr.
HS • Forward
Meridian, MS


5

- ◆ Has played in all 13 games for the Bulldogs.
- ◆ In first game against Centenary, he logged 19 minutes, scored 4 points, grabbed 8 rebounds and had 1 assist.
- ◆ Totaled a career-high 15 points against North Alabama.
- ◆ His high school, Northeast Lauderdale, retired his No. 24 jersey earlier this year.
- ◆ Has grabbed a total of 25 rebounds the last seven games.
- ◆ Is averaging 6.5 points and 3.3 rebounds.

OSBY BY THE NUMBERS

SEASON/CAREER HIGHS

- **Points:** 15, North Alabama (11-19-08)
- **FGM:** 5, North Alabama (11-19-08)
- **FGA:** 9, North Alabama (11-19-08)
- **3GM:** 1, North Alabama (11-19-08), Washington State (11-28-08), San Diego (12-30-08)
- **3GA:** 3, North Alabama (11-19-08), Fairleigh Dickinson (11-22-08)
- **FTM:** 7, Texas Tech (11-29-08)
- **FTA:** 10, Texas Tech (11-29-08)
- **Rebounds:** 8, Centenary (11-15-08)
- **Assists:** 4, North Alabama (11-19-08)
- **Blocks:** 1, Fairleigh Dickinson (11-22-08), Texas Tech (11-29-08), Alabama St. (12-6-08), San Diego (12-30-08)
- **Steals:** 1, 4 times (last: Charlotte [12-10-08])
- **Minutes:** 22, Charlotte (12-10-08)
- **Season double-doubles:** 0



Twany Beckham
6-5 • 190 • Fr.
HS • Guard
Louisville, KY


4

- ◆ Due to a foot injury, Twany did not see any playing time the first three games.
- ◆ Saw first action against Fairleigh Dickinson and responded with 4 points on 2-of-2 shooting.
- ◆ He also had 2 rebounds, 2 assists and 2 steals against the Knights.
- ◆ Had his most productive outing at St. Bonaventure. In 20 minutes, scored a career-high 8 points on 2-of-3 shooting and was 4-of-6 at the foul line. He also dished out 3 assists, had 1 steal and just 1 turnover.
- ◆ Has played in the last 10 games for the Bulldogs and has become one of MSU's first players off the bench.

BECKHAM BY THE NUMBERS

SEASON/CAREER HIGHS

- **Points:** 8, at St. Bonaventure (11-25-08)
- **FGM:** 2, Fairleigh Dickinson (11-22-08), at St. Bonaventure (11-25-08), Texas Tech (11-29-08), Alabama St. (12-6-08)
- **FGA:** 3, at St. Bonaventure (11-25-08), Texas Tech (11-29-08), Alabama St. (12-6-08)
- **3GM:** 0
- **3GA:** 0
- **FTM:** 4, at St. Bonaventure (11-25-08), South Alabama (12-13-08)
- **FTA:** 6, at St. Bonaventure (11-25-08)
- **Rebounds:** 3, South Alabama (12-13-08), San Diego (12-30-08)
- **Assists:** 4, Cincinnati (12-18-08)
- **Blocks:** 0
- **Steals:** 2, Fairleigh Dickinson (11-22-08)
- **Minutes:** 20, at St. Bonaventure (11-25-08)
- **Season double-doubles:** 0



Jacquiese Holcombe
6-6 • 205 • Jr.
JC • Forward
College Park, GA

1

- ◆ Saw his first MSU-career action against Centenary and has played in seven games.
- ◆ In his 17 minutes of action against the Gents, he scored 2 points, grabbed 1 rebound, steal and assist.
- ◆ Scored a career-high five points against both Charlotte and South Alabama.
- ◆ Played junior college basketball at Georgia Perimeter College, where he was second-team All-American.
- ◆ As a sophomore, averaged 13.4 points and 7.3 rebounds en route to a 23-12 ledger and NJCAA Tournament appearance.
- ◆ Is currently averaging 3.0 points and 2.0 rebounds.

HOLCOMBE BY THE NUMBERS

SEASON/CAREER HIGHS

- **Points:** 5, Charlotte (12-10-08), South Alabama (12-13-08)
- **FGM:** 2, North Alabama (11-19-08), Centenary (11-15-08), South Ala. (12-13-08)
- **FGA:** 5, North Alabama (11-19-08)
- **3GM:** 1, Fairleigh Dickinson (11-22-08)
- **3GA:** 5, North Alabama (11-19-08)
- **FTM:** 3, Charlotte (12-10-08)
- **FTA:** 3, Charlotte (12-10-08)
- **Rebounds:** 5, North Alabama (11-19-08)
- **Assists:** 1, Centenary (11-15-08)
- **Blocks:** 0
- **Steals:** 1, Centenary (11-15-08), South Alabama (12-13-08)
- **Minutes:** 18, North Alabama (11-19-08)
- **Season double-doubles:** 0

Meet the Mississippi State Players



Brandon Bolen

6-3 • 195 • So.

1L • Guard

Madison, MS

33

- ◆ After appearing in nine games last year, he's already seen action six times this season and has recorded two points and two steals.
- ◆ Was a three-time All-Mississippi Private School Association selection at Madison-Ridgeland.
- ◆ Scored 2 points against North Alabama.


BOLEN BY THE NUMBERS

SEASON HIGHS

- Points: 2, North Alabama (11-19-08)
- FGM: 1, North Alabama (11-19-08)
- FGA: 1, North Alabama (11-19-08)
- 3GM: 0
- 3GA: 0
- FTM: 0
- FTA: 0
- Rebounds: 0
- Assists: 0
- Blocks: 0
- Steals: 1, North Alabama (11-19-08)
- Minutes: 4, Centenary (11-15-08), North Alabama (11-19-08)
- Season double-doubles: 0

CAREER HIGHS

- Points: 2, North Alabama (11-19-08)
- FGM: 1, North Alabama (11-19-08)
- FGA: 1, three times (last: N. Alabama 11-19-08)
- 3GM: 0
- 3GA: 1, Lafayette (11-19-08)
- FTM: 0
- FTA: 0
- Rebounds: 0
- Assists: 0
- Blocks: 0
- Steals: 1, Lafayette (1-5-08), North Alabama (11-19-08)
- Minutes: 4, North Alabama (11-19-08), Centenary (11-15-08)
- Career double-doubles: 0



Taylor Luczak

6-8 • 220 • Fr.

HS • Forward

Glens Falls, NY


20

- ◆ Although he's a first-year walk-on, Taylor Luczak is no stranger to MSU athletics. He spent the 2007-08 season throwing the javelin for the MSU track team. His best throw of 124-4 came at the Southern Miss Invitational.
- ◆ Has appeared in four games, and scored against Louisiana-Monroe and South Alabama on short jumpers.
- ◆ Averaging 1.0 points.

LUCZAK BY THE NUMBERS

SEASON/CAREER HIGHS

- Points: 2, La-Monroe (11-17-08), South Alabama (12-13-08)
- FGM: 1, La-Monroe (11-17-08), South Alabama (12-13-08)
- FGA: 1, La-Monroe (11-17-08), South Alabama (12-13-08)
- 3GM: 0
- 3GA: 0
- FTM: 0
- FTA: 0
- Rebounds: 0
- Assists: 0
- Blocks: 0
- Steals: 0
- Minutes: 2, North Alabama (11-19-08), Centenary (11-15-08)
- Season double-doubles: 0



Christopher Gay

6-0 • 180 • Sr.

TR • Guard

Hattiesburg, MS

10

- ◆ A left-handed walk-on, Christopher Gay spent last season as a manager. He also spent two years playing at William Carey College.
- ◆ Has appeared in five games, but has yet to score or attempt any shots.
- ◆ Had one rebound against Louisiana-Monroe.

GAY BY THE NUMBERS

SEASON/CAREER HIGHS

- Points: 0
- FGM: 0
- FGA: 0
- 3GM: 0
- 3GA: 0
- FTM: 0
- FTA: 0
- Rebounds: 1, Centenary (11-15-08)
- Assists: 0
- Blocks: 0
- Steals: 0
- Minutes: 2, Centenary (11-15-08)
- Season double-doubles: 0

Meet the Mississippi State Players



Rod Bryant

6-1 • 165 • So.

1L • Guard

Birmingham, AL

14

- ◆ A second-year walk-on, Rod Bryant saw action in five games last season.
- ◆ A leg injury prevented him from playing in the first nine games this year.
- ◆ Saw his first action against South Alabama last Saturday night. In one minute, he dished out one assist.

BRYANT BY THE NUMBERS

SEASON HIGHS

- Points: 0
- FGM: 0
- FGA: 0
- 3GM: 0
- 3GA: 0
- FTM: 0
- FTA: 0
- Rebounds: 0
- Assists: 1, South Alabama (12-13-08)
- Blocks: 0
- Steals: 0
- Minutes: 1, South Alabama (12-13-08)
- Season double-doubles: 0

CAREER HIGHS

- Points: 2, UT Martin (11-17-07), Southeastern Louisiana (12-8-07)
- FGM: 1, UT Martin (11-17-07), Southeastern Louisiana (12-08-07)
- FGA: 3, UT Martin (11-17-07), SE Louisiana (12-8-07), Ole Miss (1-26-08)
- 3GM: 0
- 3GA: 0
- FTM: 0
- FTA: 1, UT Martin (11-17-07)
- Rebounds: 1, UT Martin (11-17-07)
- Assists: 1, South Alabama (12-13-08)
- Blocks: 0
- Steals: 0
- Minutes: 1, six times (last: South Alabama, 12-13-08)
- Season double-doubles: 0



2008-09 Mississippi State Basketball
Mississippi State Combined Team Statistics (as of Dec 30, 2008)
All games

RECORD:	OVERALL	HOME	AWAY	NEUTRAL
ALL GAMES	8-5	6-2	1-0	1-3
CONFERENCE	0-0	0-0	0-0	0-0
NON-CONFERENCE	8-5	6-2	1-0	1-3

#	Player	gp-gs	min	avg	Total		3-Point		F-Throw		Rebounds				pf	dq	a	to	blk	stl	pts	avg
					fg-fga	pct	3fg-fga	pct	ft-fga	pct	off	def	tot	avg								
01	Jacquiese Holcombe	7-0	83	11.9	8-14	.571	1-5	.200	4-6	.667	7	7	14	2.0	9	0	1	10	0	2	21	3.0
02	Ravern Johnson	13-13	377	29.0	53-112	.473	27-56	.482	14-18	.778	18	37	55	4.2	20	0	16	25	8	6	147	11.3
03	Dee Bost	13-13	369	28.4	31-100	.310	16-51	.314	35-52	.673	6	31	37	2.8	35	1	56	38	0	20	113	8.7
04	Twany Beckham	10-0	111	11.1	11-18	.611	0-0	.000	10-19	.526	1	12	13	1.3	6	0	15	13	0	6	32	3.2
05	Romero Osby	13-0	201	15.5	25-55	.455	3-13	.231	31-39	.795	9	34	43	3.3	27	1	7	12	4	4	84	6.5
10	Christopher Gay	5-0	6	1.2	0-0	.000	0-0	.000	0-0	.000	0	1	1	0.2	0	0	0	1	0	0	0	0.0
14	Rod Bryant	1-0	1	1.0	0-0	.000	0-0	.000	0-0	.000	0	0	0	0.0	0	0	1	0	0	0	0	0.0
15	Riley Benock	13-0	144	11.1	12-31	.387	9-25	.360	2-2	1.000	3	14	17	1.3	9	0	10	7	2	8	35	2.7
20	Taylor Luczak	4-0	6	1.5	2-2	1.000	0-0	.000	0-0	.000	0	0	0	0.0	0	0	0	0	0	0	4	1.0
22	Barry Stewart	13-13	379	29.2	44-124	.355	18-61	.295	28-41	.683	8	32	40	3.1	30	0	22	23	6	14	134	10.3
24	Kodi Augustus	10-9	183	18.3	24-52	.462	2-10	.200	23-27	.852	18	32	50	5.0	20	1	6	16	6	4	73	7.3
25	Phil Turner	13-4	223	17.2	24-53	.453	7-23	.304	23-29	.793	10	37	47	3.6	22	0	19	21	4	13	78	6.0
32	Jarvis Varnado	13-13	376	28.9	71-112	.634	0-0	.000	40-65	.615	41	89	130	10.0	24	0	9	24	78	4	182	14.0
33	Brandon Bolen	6-0	12	2.0	1-1	1.000	0-0	.000	0-0	.000	0	0	0	0.0	0	0	0	0	0	2	2	0.3
44	Brian Johnson	2-0	18	9.0	0-1	.000	0-0	.000	1-2	.500	2	0	2	1.0	1	0	0	1	0	0	1	0.5
45	Elgin Bailey	11-0	136	12.4	18-43	.419	0-0	.000	17-30	.567	10	24	34	3.1	18	1	3	18	20	9	53	4.8
Team											17	27	44					1				
Total.....		13	2625		324-718	.451	83-244	.340	228-330	.691	150	377	527	40.5	221	4	165	210	128	92	959	73.8
Opponents.....		13	2625		305-831	.367	88-255	.345	140-226	.619	194	294	488	37.5	270	-	128	185	38	101	838	64.5

TEAM STATISTICS	MS	OPP
SCORING	959	838
Points per game	73.8	64.5
Scoring margin	+9.3	-
FIELD GOALS-ATT	324-718	305-831
Field goal pct	.451	.367
3 POINT FG-ATT	83-244	88-255
3-point FG pct	.340	.345
3-pt FG made per game	6.4	6.8
FREE THROWS-ATT	228-330	140-226
Free throw pct	.691	.619
F-Throws made per game	17.5	10.8
REBOUNDS	527	488
Rebounds per game	40.5	37.5
Rebounding margin	+3.0	-
ASSISTS	165	128
Assists per game	12.7	9.8
TURNOVERS	210	185
Turnovers per game	16.2	14.2
Turnover margin	-1.9	-
Assist/turnover ratio	0.8	0.7
STEALS	92	101
Steals per game	7.1	7.8
BLOCKS	128	38
Blocks per game	9.8	2.9
ATTENDANCE	67157	20955
Home games-Avg/Game	8-8395	1-5111
Neutral site-Avg/Game	-	4-3961

Date	Opponent		Score	Att.
11-15-08	CENTENARY	w	77-55	8063
11-17-08	LOUISIANA-MONROE	w	78-49	8732
# 11-19-08	NORTH ALABAMA	w	102-61	8579
# 11-22-08	FAIRLEIGH DICKINSON	w	84-58	9028
11-25-08	at St. Bonaventure	w	76-71	5111
% 11-28-08	vs Washington State	L	52-63	3510
% 11-29-08	vs Texas Tech	L	73-77	2991
12-06-08	ALABAMA STATE	w	76-67	7959
12-10-08	CHARLOTTE	L	64-70	8635
12-13-08	SOUTH ALABAMA	w	79-60	7889
12/18/08	vs University of Cincinnati	L	63-75	5922
\$ 12-22-08	vs Nicholls State	w	74-68	3421
12-30-08	SAN DIEGO	Lot	61-64	8272

* = Conference game

= Legends Classic Regional Rounds (Humphrey Coliseum - Starkville, MS)

% = Legends Classic Championship Rounds (Prudential Center - Newark, NJ)

\$ = Mississippi Coliseum (Jackson, Miss.)

Score by Periods	1st	2nd	OT	Totals
Mississippi State	433	518	8	959
Opponents	400	427	11	838



2008-09 Mississippi State Basketball
Mississippi State Category Leaders (as of Dec 30, 2008)
All games

Points	G	Pts	Pts/G
Jarvis Varnado	13	182	14.0
Ravern Johnson	13	147	11.3
Barry Stewart	13	134	10.3
Dee Bost	13	113	8.7
Romero Osby	13	84	6.5
Phil Turner	13	78	6.0
Kodi Augustus	10	73	7.3
Elgin Bailey	11	53	4.8
Riley Benock	13	35	2.7
Twany Beckham	10	32	3.2
Jacquiese Holcombe	7	21	3.0
Taylor Luczak	4	4	1.0

FG Percentage	FG	Att	Pct
Brandon Bolen	1	1	1.000
Taylor Luczak	2	2	1.000
Jarvis Varnado	71	112	.634
Twany Beckham	11	18	.611
Jacquiese Holcombe	8	14	.571
Ravern Johnson	53	112	.473
Kodi Augustus	24	52	.462
Romero Osby	25	55	.455
Phil Turner	24	53	.453
Elgin Bailey	18	43	.419
Riley Benock	12	31	.387
Barry Stewart	44	124	.355

3-Point Percentage	3FG	Att	Pct
Ravern Johnson	27	56	.482
Riley Benock	9	25	.360
Dee Bost	16	51	.314
Phil Turner	7	23	.304
Barry Stewart	18	61	.295
Romero Osby	3	13	.231
Kodi Augustus	2	10	.200
Jacquiese Holcombe	1	5	.200

Free Throw Percent	FG	Att	Pct
Riley Benock	2	2	1.000
Kodi Augustus	23	27	.852
Romero Osby	31	39	.795
Phil Turner	23	29	.793
Ravern Johnson	14	18	.778
Barry Stewart	28	41	.683
Dee Bost	35	52	.673
Jacquiese Holcombe	4	6	.667
Jarvis Varnado	40	65	.615
Elgin Bailey	17	30	.567
Twany Beckham	10	19	.526
Brian Johnson	1	2	.500

Scoring Average	G	Pts	Avg/G
Jarvis Varnado	13	182	14.0
Ravern Johnson	13	147	11.3
Barry Stewart	13	134	10.3
Dee Bost	13	113	8.7
Kodi Augustus	10	73	7.3
Romero Osby	13	84	6.5
Phil Turner	13	78	6.0
Elgin Bailey	11	53	4.8
Twany Beckham	10	32	3.2
Jacquiese Holcombe	7	21	3.0
Riley Benock	13	35	2.7
Taylor Luczak	4	4	1.0

Field Goal Attempts	G	Att	Att/G
Barry Stewart	13	124	9.5
Jarvis Varnado	13	112	8.6
Ravern Johnson	13	112	8.6
Dee Bost	13	100	7.7
Romero Osby	13	55	4.2

Field Goals Made	G	Made	Made/G
Jarvis Varnado	13	71	5.5
Ravern Johnson	13	53	4.1
Barry Stewart	13	44	3.4
Dee Bost	13	31	2.4
Romero Osby	13	25	1.9

3-Point FG Attempts	G	Att	Att/G
Barry Stewart	13	61	4.7
Ravern Johnson	13	56	4.3
Dee Bost	13	51	3.9
Riley Benock	13	25	1.9
Phil Turner	13	23	1.8

3-Point FG Made	G	Made	Made/G
Ravern Johnson	13	27	2.1
Barry Stewart	13	18	1.4
Dee Bost	13	16	1.2
Riley Benock	13	9	0.7
Phil Turner	13	7	0.5

Free Throw Attempts	G	Att	Att/G
Jarvis Varnado	13	65	5.0
Dee Bost	13	52	4.0
Barry Stewart	13	41	3.2
Romero Osby	13	39	3.0
Elgin Bailey	11	30	2.7

Free Throws Made	G	Made	Made/G
Jarvis Varnado	13	40	3.1
Dee Bost	13	35	2.7
Romero Osby	13	31	2.4
Barry Stewart	13	28	2.2
Kodi Augustus	10	23	2.3
Phil Turner	13	23	1.8



2008-09 Mississippi State Basketball
Mississippi State Category Leaders (as of Dec 30, 2008)
All games

Rebounds	G	Reb	Reb/G
Jarvis Varnado	13	130	10.0
Ravern Johnson	13	55	4.2
Kodi Augustus	10	50	5.0
Phil Turner	13	47	3.6
Romero Osby	13	43	3.3

Rebound Average	G	Reb	Avg/G
Jarvis Varnado	13	130	10.0
Kodi Augustus	10	50	5.0
Ravern Johnson	13	55	4.2
Phil Turner	13	47	3.6
Romero Osby	13	43	3.3

Offensive Rebounds	G	No.	Avg/G
Jarvis Varnado	13	41	3.2
Ravern Johnson	13	18	1.4
Kodi Augustus	10	18	1.8
Phil Turner	13	10	0.8
Elgin Bailey	11	10	0.9

Defensive Rebounds	G	No.	Avg/G
Jarvis Varnado	13	89	6.8
Ravern Johnson	13	37	2.8
Phil Turner	13	37	2.8
Romero Osby	13	34	2.6
Kodi Augustus	10	32	3.2
Barry Stewart	13	32	2.5

Fouls	G	No.	Per/G
Dee Bost	13	35	2.7
Barry Stewart	13	30	2.3
Romero Osby	13	27	2.1
Jarvis Varnado	13	24	1.8
Phil Turner	13	22	1.7

Foulouts	G	No.
Dee Bost	13	1
Elgin Bailey	11	1
Kodi Augustus	10	1
Romero Osby	13	1

Assists	G	No.	Ast/G
Dee Bost	13	56	4.3
Barry Stewart	13	22	1.7
Phil Turner	13	19	1.5
Ravern Johnson	13	16	1.2
Twany Beckham	10	15	1.5

Steals	G	No.	Stl/G
Dee Bost	13	20	1.5
Barry Stewart	13	14	1.1
Phil Turner	13	13	1.0
Elgin Bailey	11	9	0.8
Riley Benock	13	8	0.6

Blocked Shots	G	No.	Blk/G
Jarvis Varnado	13	78	6.0
Elgin Bailey	11	20	1.8
Ravern Johnson	13	8	0.6
Barry Stewart	13	6	0.5
Kodi Augustus	10	6	0.6

Minutes	G	No.	Min/G
Barry Stewart	13	379	29.2
Ravern Johnson	13	377	29.0
Jarvis Varnado	13	376	28.9
Dee Bost	13	369	28.4
Phil Turner	13	223	17.2

Turnovers	G	No.	TO/G
Dee Bost	13	38	2.9
Ravern Johnson	13	25	1.9
Jarvis Varnado	13	24	1.8
Barry Stewart	13	23	1.8
Phil Turner	13	21	1.6



2008-09 Mississippi State Basketball
Mississippi State Team Game-by-Game (as of Dec 31, 2008)
All games

TEAM STATISTICS

Opponent	Date	Score		Total		3-Pointers		Free throws		Rebounds				pf	a	t/o	blk	stl	pts	avg
				fg-fga	pct	3fg-fga	pct	ft-fa	pct	off	def	tot	avg							
CENTENARY	11-15-08	77-55	W	27-58	.466	10-22	.455	13-20	.650	11	35	46	46.0	16	17	17	15	12	77	77.0
LOUISIANA-MONROE	11-17-08	78-49	W	28-56	.500	9-21	.429	13-19	.684	13	37	50	48.0	18	20	20	12	4	78	77.5
NORTH ALABAMA	11-19-08	102-61	W	34-59	.576	11-25	.440	23-26	.885	12	39	51	49.0	12	17	21	13	10	102	85.7
FAIRLEIGH DICKINSON	11-22-08	84-58	W	30-59	.508	9-24	.375	15-28	.536	8	37	45	48.0	29	15	16	15	7	84	85.2
at St. Bonaventure	11-25-08	76-71	W	25-59	.424	5-13	.385	21-27	.778	18	28	46	47.6	21	14	24	7	7	76	83.4
vs Washington State	11-28-08	52-63	L	15-46	.326	6-14	.429	16-23	.696	6	25	31	44.8	18	7	20	8	7	52	78.2
vs Texas Tech	11-29-08	73-77	L	26-65	.400	4-20	.200	17-31	.548	16	32	48	45.3	20	7	11	11	6	73	77.4
ALABAMA STATE	12-06-08	76-67	W	26-52	.500	5-10	.500	19-28	.679	16	21	37	44.2	12	14	14	10	5	76	77.2
CHARLOTTE	12-10-08	64-70	L	17-55	.309	6-26	.231	24-33	.727	13	29	42	44.0	15	7	11	6	4	64	75.8
SOUTH ALABAMA	12-13-08	79-60	W	29-54	.537	4-14	.286	17-24	.708	8	25	33	42.9	19	14	13	9	8	79	76.1
vs University of Cincinnati	12/18/08	63-75	L	25-55	.455	4-18	.222	9-12	.750	4	23	27	41.5	15	11	13	6	8	63	74.9
vs Nicholls State	12-22-08	74-68	W	20-44	.455	5-18	.278	29-38	.763	12	23	35	40.9	13	13	14	8	7	74	74.8
SAN DIEGO	12-30-08	61-64	Lot	22-56	.393	5-19	.263	12-21	.571	13	23	36	40.5	13	9	16	8	7	61	73.8
Mississippi State		959		324-718	.451	83-244	.340	228-330	.691	150	377	527	40.5	221	165	210	128	92	959	73.8
Opponents		838		305-831	.367	88-255	.345	140-226	.619	194	294	488	37.5	270	128	185	38	101	838	64.5

Games played: 13
Points/game: 73.8
FG Pct: 45.1
3FG Pct: 34.0
FT Pct: 69.1

Rebounds/game: 40.5
Assists/game: 12.7
Turnovers/game: 16.2
Assist/turnover ratio: 0.8
Steals/game: 7.1
Blocks/game: 9.8



2008-09 Mississippi State Basketball
Mississippi State Opponent Game-by-Game (as of Dec 31, 2008)
All games

OPPONENT STATISTICS

Opponent	Date	Score		Total		3-Pointers		Free throws		Rebounds										
				fg-fga	pct	3fg-fga	pct	ft-fta	pct	off	def	tot	avg	pf	a	t/o	blk	stl	pts	avg
CENTENARY	11-15-08	77-55	W	20-65	.308	9-22	.409	6-12	.500	14	24	38	38.0	15	12	18	4	11	55	55.0
LOUISIANA-MONROE	11-17-08	78-49	W	20-69	.290	4-21	.190	5-14	.357	17	19	36	37.0	25	8	13	0	7	49	52.0
NORTH ALABAMA	11-19-08	102-61	W	23-72	.319	7-22	.318	8-15	.533	13	14	27	33.7	20	10	15	2	12	61	55.0
FAIRLEIGH DICKINSON	11-22-08	84-58	W	16-66	.242	5-21	.238	21-39	.538	24	26	50	37.8	21	7	19	3	5	58	55.8
at St. Bonaventure	11-25-08	76-71	W	26-67	.388	5-13	.385	14-23	.609	16	20	36	37.4	25	11	17	4	9	71	58.8
vs Washington State	11-28-08	52-63	L	25-58	.431	2-13	.154	11-15	.733	9	26	35	37.0	19	10	12	4	11	63	59.5
vs Texas Tech	11-29-08	73-77	L	26-64	.406	10-22	.455	15-20	.750	10	29	39	37.3	22	13	10	2	5	77	62.0
ALABAMA STATE	12-06-08	76-67	W	27-62	.435	7-23	.304	6-8	.750	15	14	29	36.2	23	9	14	8	5	67	62.6
CHARLOTTE	12-10-08	64-70	L	26-67	.388	8-21	.381	10-16	.625	16	29	45	37.2	23	7	11	2	6	70	63.4
SOUTH ALABAMA	12-13-08	79-60	W	21-59	.356	5-14	.357	13-21	.619	17	22	39	37.4	16	1	15	6	5	60	63.1
vs University of Cincinnati	12/18/08	63-75	L	25-56	.446	12-27	.444	13-21	.619	12	29	41	37.7	17	20	15	2	7	75	64.2
vs Nicholls State	12-22-08	74-68	W	25-65	.385	12-32	.375	6-8	.750	17	16	33	37.3	25	12	12	0	8	68	64.5
SAN DIEGO	12-30-08	61-64	Lot	25-61	.410	2-4	.500	12-14	.857	14	26	40	37.5	19	8	14	1	10	64	64.5
Opponents		838		305-831	.367	88-255	.345	140-226	.619	194	294	488	37.5	270	128	185	38	101	838	64.5
Mississippi State		959		324-718	.451	83-244	.340	228-330	.691	150	377	527	40.5	221	165	210	128	92	959	73.8

Games played: 13
Points/game: 64.5
FG Pct: 36.7
3FG Pct: 34.5
FT Pct: 61.9

Rebounds/game: 37.5
Assists/game: 9.8
Turnovers/game: 14.2
Assist/turnover ratio: 0.7
Steals/game: 7.8
Blocks/game: 2.9



2008-09 Mississippi State Basketball
Mississippi State Game-by-Game Points-Rebounds-Assists (as of Dec 31, 2008)
All games

Opponent	Date	Score		01 HOLCOMBE,J	02 JOHNSON,RA	03 BOST,DEE	04 BECKHAM,TW	05 OSBY,ROMER	10 GAY,CHRIST	14 BRYANT,ROD
CENTENARY	11-15-08	77-55	w	2-1-1	15-3-3	9-3-4	DNP	4-8-1	0-1-0	DNP
LOUISIANA-MONROE	11-17-08	78-49	w	4-2-0	10-4-2	14-3-7	DNP	7-2-0	0-0-0	DNP
NORTH ALABAMA	11-19-08	102-61	w	4-5-0	8-2-0	7-2-10	DNP	15-3-4	0-0-0	DNP
FAIRLEIGH DICKINSON	11-22-08	84-58	w	1-0-0	11-4-0	6-1-6	4-2-2	9-5-1	0-0-0	DNP
at St. Bonaventure	11-25-08	76-71	w	DNP	18-7-1	6-4-2	8-1-3	6-4-0	DNP	DNP
vs Washington State	11-28-08	52-63	L	DNP	7-2-1	8-7-3	1-0-1	7-0-0	DNP	DNP
vs Texas Tech	11-29-08	73-77	L	DNP	9-7-2	16-4-3	4-1-0	7-6-0	DNP	DNP
ALABAMA STATE	12-06-08	76-67	w	DNP	21-5-1	10-1-5	4-1-0	5-6-1	DNP	DNP
CHARLOTTE	12-10-08	64-70	L	5-2-0	7-5-0	15-0-1	0-1-3	10-6-0	DNP	DNP
SOUTH ALABAMA	12-13-08	79-60	w	5-2-0	12-3-0	4-4-5	6-3-2	4-0-0	0-0-0	0-0-1
vs University of Cincin	12/18/08	63-75	L	0-2-0	9-1-3	2-2-3	0-1-4	5-1-0	DNP	DNP
vs Nicholls State	12-22-08	74-68	w	DNP	11-8-2	3-5-6	2-0-0	2-2-0	DNP	DNP
SAN DIEGO	12-30-08	61-64	LO	DNP	9-4-1	13-1-1	3-3-0	3-0-0	DNP	DNP

Opponent	Date	Score		15 BENOCK,RIL	20 LUCZAK,TAY	22 STEWART,BA	24 AUGUSTUS,K	25 TURNER,PHI	32 VARNADO,JA	33 BOLEN,BRAN
CENTENARY	11-15-08	77-55	w	7-1-2	0-0-0	13-3-1	6-3-2	2-5-2	9-11-1	0-0-0
LOUISIANA-MONROE	11-17-08	78-49	w	0-2-2	2-0-0	17-1-1	12-8-2	3-2-4	2-11-1	0-0-0
NORTH ALABAMA	11-19-08	102-61	w	8-1-0	0-0-0	16-2-0	8-7-0	8-4-1	16-14-0	2-0-0
FAIRLEIGH DICKINSON	11-22-08	84-58	w	6-1-1	DNP	12-2-2	6-6-1	8-2-1	14-16-1	0-0-0
at St. Bonaventure	11-25-08	76-71	w	6-1-0	DNP	3-3-4	4-6-1	6-3-3	19-12-0	DNP
vs Washington State	11-28-08	52-63	L	0-1-1	DNP	10-2-0	10-4-0	5-4-0	2-5-1	DNP
vs Texas Tech	11-29-08	73-77	L	0-2-0	DNP	5-4-1	16-9-0	2-1-0	11-10-1	DNP
ALABAMA STATE	12-06-08	76-67	w	0-2-0	DNP	8-5-5	4-1-0	0-2-1	22-9-1	DNP
CHARLOTTE	12-10-08	64-70	L	0-0-0	DNP	10-6-0	0-5-0	5-3-0	8-9-3	DNP
SOUTH ALABAMA	12-13-08	79-60	w	0-1-2	2-0-0	4-0-0	7-1-0	10-2-4	21-8-0	0-0-0
vs University of Cincin	12/18/08	63-75	L	0-1-0	DNP	7-4-0	DNP	12-6-1	24-6-0	DNP
vs Nicholls State	12-22-08	74-68	w	8-3-0	DNP	12-3-4	DNP	11-5-1	24-6-0	0-0-0
SAN DIEGO	12-30-08	61-64	LO	0-1-2	DNP	17-5-4	DNP	6-8-1	10-13-0	DNP



2008-09 Mississippi State Basketball
Mississippi State Game-by-Game Points-Rebounds-Assists (as of Dec 31, 2008)
All games

Opponent	Date	Score		44	45
				JOHNSON,BR	BAILEY,ELG
CENTENARY	11-15-08	77-55	w	DNP	10-3-0
LOUISIANA-MONROE	11-17-08	78-49	w	DNP	7-9-1
NORTH ALABAMA	11-19-08	102-61	w	DNP	10-5-2
FAIRLEIGH DICKINSON	11-22-08	84-58	w	DNP	7-4-0
at St. Bonaventure	11-25-08	76-71	w	DNP	0-1-0
vs Washington State	11-28-08	52-63	L	DNP	2-3-0
vs Texas Tech	11-29-08	73-77	L	DNP	3-3-0
ALABAMA STATE	12-06-08	76-67	w	DNP	2-1-0
CHARLOTTE	12-10-08	64-70	L	DNP	4-2-0
SOUTH ALABAMA	12-13-08	79-60	w	DNP	4-3-0
vs University of Cincin	12/18/08	63-75	L	DNP	4-0-0
vs Nicholls State	12-22-08	74-68	w	1-2-0	DNP
SAN DIEGO	12-30-08	61-64	LO	0-0-0	DNP



2008-09 Mississippi State Basketball
Mississippi State Game-by-Game Highs (as of Dec 31, 2008)
All games

Opponent	Date	Score	Points	Rebounds	Assists	Steals	Blocked shots
CENTENARY	11-15-08	77-55	15-Ravern Johnson	11-Jarvis Varnado	4-Dee Bost	4-Barry Stewart	7-Jarvis Varnado
LOUISIANA-MONROE	11-17-08	78-49	17-Barry Stewart	11-Jarvis Varnado	7-Dee Bost	1-Elgin Bailey Dee Bost Kodi Augustus Barry Stewart	9-Jarvis Varnado
NORTH ALABAMA	11-19-08	102-61	16-Jarvis Varnado Barry Stewart	14-Jarvis Varnado	10-Dee Bost	3-Phil Turner	7-Jarvis Varnado
FAIRLEIGH DICKINSON	11-22-08	84-58	14-Jarvis Varnado	16-Jarvis Varnado	6-Dee Bost	2-Twany Beckham	8-Jarvis Varnado
at St. Bonaventure	11-25-08	76-71	19-Jarvis Varnado	12-Jarvis Varnado	4-Barry Stewart	3-Dee Bost	6-Jarvis Varnado
vs Washington State	11-28-08	52-63	10-Barry Stewart Kodi Augustus	7-Dee Bost	3-Dee Bost	2-Elgin Bailey	4-Jarvis Varnado
vs Texas Tech	11-29-08	73-77	16-Dee Bost Kodi Augustus	10-Jarvis Varnado	3-Dee Bost	3-Dee Bost	4-Jarvis Varnado
ALABAMA STATE	12-06-08	76-67	22-Jarvis Varnado	9-Jarvis Varnado	5-Barry Stewart Dee Bost	2-Jarvis Varnado Dee Bost	8-Jarvis Varnado
CHARLOTTE	12-10-08	64-70	15-Dee Bost	9-Jarvis Varnado	3-Jarvis Varnado Twany Beckham	2-Phil Turner	3-Jarvis Varnado
SOUTH ALABAMA	12-13-08	79-60	21-Jarvis Varnado	8-Jarvis Varnado	5-Dee Bost	2-Phil Turner	6-Jarvis Varnado
vs University of Cincinnati	12/18/08	63-75	24-Jarvis Varnado	6-Phil Turner Jarvis Varnado	4-Twany Beckham	3-Phil Turner	4-Jarvis Varnado
vs Nicholls State	12-22-08	74-68	24-Jarvis Varnado	8-Ravern Johnson	6-Dee Bost	2-Ravern Johnson Phil Turner	6-Jarvis Varnado
SAN DIEGO	12-30-08	61-64	17-Barry Stewart	13-Jarvis Varnado	4-Barry Stewart	4-Dee Bost	6-Jarvis Varnado



2008-09 Mississippi State Basketball
Mississippi State Team High/Low Analysis (as of Dec 31, 2008)
All games

Mississippi State - TEAM GAME HIGHS

POINTS	102		NORTH ALABAMA (11-19-08)
	84		FAIRLEIGH DICKINSON (11-22-08)
	79		SOUTH ALABAMA (12-13-08)
	78		LOUISIANA-MONROE (11-17-08)
	77		CENTENARY (11-15-08)
FIELD GOALS MADE	34		NORTH ALABAMA (11-19-08)
	30		FAIRLEIGH DICKINSON (11-22-08)
FIELD GOAL ATTEMPTS	65		vs Texas Tech (11-29-08)
	59		at St. Bonaventure (11-25-08)
	59		FAIRLEIGH DICKINSON (11-22-08)
	59		NORTH ALABAMA (11-19-08)
FIELD GOAL PERCENTAGE	.576	(34-59)	NORTH ALABAMA (11-19-08)
	.537	(29-54)	SOUTH ALABAMA (12-13-08)
3 PT FIELD GOALS MADE	11		NORTH ALABAMA (11-19-08)
	10		CENTENARY (11-15-08)
3 PT FG ATTEMPTS	26		CHARLOTTE (12-10-08)
	25		NORTH ALABAMA (11-19-08)
3 PT FG PERCENTAGE	.500	(5-10)	ALABAMA STATE (12-06-08)
	.455	(10-22)	CENTENARY (11-15-08)
FREE THROWS MADE	29		vs Nicholls State (12-22-08)
	24		CHARLOTTE (12-10-08)
FREE THROW ATTEMPTS	38		vs Nicholls State (12-22-08)
	33		CHARLOTTE (12-10-08)
FREE THROW PERCENTAGE	.885	(23-26)	NORTH ALABAMA (11-19-08)
	.778	(21-27)	at St. Bonaventure (11-25-08)
REBOUNDS	51		NORTH ALABAMA (11-19-08)
	50		LOUISIANA-MONROE (11-17-08)
ASSISTS	20		LOUISIANA-MONROE (11-17-08)
	17		NORTH ALABAMA (11-19-08)
	17		CENTENARY (11-15-08)
STEALS	12		CENTENARY (11-15-08)
	10		NORTH ALABAMA (11-19-08)
BLOCKED SHOTS	15		FAIRLEIGH DICKINSON (11-22-08)
	15		CENTENARY (11-15-08)
TURNOVERS	24		at St. Bonaventure (11-25-08)
	21		NORTH ALABAMA (11-19-08)
FOULS	29		FAIRLEIGH DICKINSON (11-22-08)
	21		at St. Bonaventure (11-25-08)



2008-09 Mississippi State Basketball
Mississippi State High/Low Analysis (as of Dec 31, 2008)
All games

Opponent - GAME HIGHS

POINTS	77		vs Texas Tech (11-29-08)
	75		vs University of Cincinnati (12/18/08)
	71		at St. Bonaventure (11-25-08)
	70		CHARLOTTE (12-10-08)
	68		vs Nicholls State (12-22-08)
FIELD GOALS MADE	27		ALABAMA STATE (12-06-08)
	26		CHARLOTTE (12-10-08)
	26		vs Texas Tech (11-29-08)
	26		at St. Bonaventure (11-25-08)
FIELD GOAL ATTEMPTS	72		NORTH ALABAMA (11-19-08)
	69		LOUISIANA-MONROE (11-17-08)
FIELD GOAL PERCENTAGE	.446	(25-56)	vs University of Cincinnati (12/18/08)
	.435	(27-62)	ALABAMA STATE (12-06-08)
3 PT FIELD GOALS MADE	12		vs Nicholls State (12-22-08)
	12		vs University of Cincinnati (12/18/08)
3 PT FG ATTEMPTS	32		vs Nicholls State (12-22-08)
	27		vs University of Cincinnati (12/18/08)
3 PT FG PERCENTAGE	.500	(2-4)	SAN DIEGO (12-30-08)
	.455	(10-22)	vs Texas Tech (11-29-08)
FREE THROWS MADE	21		FAIRLEIGH DICKINSON (11-22-08)
	15		vs Texas Tech (11-29-08)
FREE THROW ATTEMPTS	39		FAIRLEIGH DICKINSON (11-22-08)
	23		at St. Bonaventure (11-25-08)
FREE THROW PERCENTAGE	.857	(12-14)	SAN DIEGO (12-30-08)
	.750	(15-20)	vs Texas Tech (11-29-08)
	.750	(6-8)	vs Nicholls State (12-22-08)
	.750	(6-8)	ALABAMA STATE (12-06-08)
REBOUNDS	50		FAIRLEIGH DICKINSON (11-22-08)
	45		CHARLOTTE (12-10-08)
ASSISTS	20		vs University of Cincinnati (12/18/08)
	13		vs Texas Tech (11-29-08)
STEALS	12		NORTH ALABAMA (11-19-08)
	11		vs Washington State (11-28-08)
	11		CENTENARY (11-15-08)
BLOCKED SHOTS	8		ALABAMA STATE (12-06-08)
	6		SOUTH ALABAMA (12-13-08)
TURNOVERS	19		FAIRLEIGH DICKINSON (11-22-08)
	18		CENTENARY (11-15-08)
FOULS	25		vs Nicholls State (12-22-08)
	25		at St. Bonaventure (11-25-08)
	25		LOUISIANA-MONROE (11-17-08)



2008-09 Mississippi State Basketball
Mississippi State High/Low Analysis (as of Dec 31, 2008)
All games

Mississippi State - GAME LOWS

POINTS	52		vs Washington State (11-28-08)
	61		SAN DIEGO (12-30-08)
	63		vs University of Cincinnati (12/18/08)
	64		CHARLOTTE (12-10-08)
	73		vs Texas Tech (11-29-08)
FIELD GOALS MADE	15		vs Washington State (11-28-08)
	17		CHARLOTTE (12-10-08)
FIELD GOAL ATTEMPTS	44		vs Nicholls State (12-22-08)
	46		vs Washington State (11-28-08)
FIELD GOAL PERCENTAGE	.309	(17-55)	CHARLOTTE (12-10-08)
	.326	(15-46)	vs Washington State (11-28-08)
3 PT FIELD GOALS MADE	4		vs Texas Tech (11-29-08)
	4		SOUTH ALABAMA (12-13-08)
	4		vs University of Cincinnati (12/18/08)
3 PT FG ATTEMPTS	10		ALABAMA STATE (12-06-08)
	13		at St. Bonaventure (11-25-08)
3 PT FG PERCENTAGE	.200	(4-20)	vs Texas Tech (11-29-08)
	.222	(4-18)	vs University of Cincinnati (12/18/08)
FREE THROWS MADE	9		vs University of Cincinnati (12/18/08)
	12		SAN DIEGO (12-30-08)
FREE THROW ATTEMPTS	12		vs University of Cincinnati (12/18/08)
	19		LOUISIANA-MONROE (11-17-08)
FREE THROW PERCENTAGE	.536	(15-28)	FAIRLEIGH DICKINSON (11-22-08)
	.548	(17-31)	vs Texas Tech (11-29-08)
REBOUNDS	27		vs University of Cincinnati (12/18/08)
	31		vs Washington State (11-28-08)
ASSISTS	7		vs Washington State (11-28-08)
	7		vs Texas Tech (11-29-08)
	7		CHARLOTTE (12-10-08)
STEALS	4		LOUISIANA-MONROE (11-17-08)
	4		CHARLOTTE (12-10-08)
BLOCKED SHOTS	6		CHARLOTTE (12-10-08)
	6		vs University of Cincinnati (12/18/08)
TURNOVERS	11		vs Texas Tech (11-29-08)
	11		CHARLOTTE (12-10-08)
FOULS	12		NORTH ALABAMA (11-19-08)
	12		ALABAMA STATE (12-06-08)



2008-09 Mississippi State Basketball
Mississippi State High/Low Analysis (as of Dec 31, 2008)
All games

Opponent - GAME LOWS

POINTS	49	LOUISIANA-MONROE (11-17-08)
	55	CENTENARY (11-15-08)
	58	FAIRLEIGH DICKINSON (11-22-08)
	60	SOUTH ALABAMA (12-13-08)
	61	NORTH ALABAMA (11-19-08)
FIELD GOALS MADE	16	FAIRLEIGH DICKINSON (11-22-08)
	20	CENTENARY (11-15-08)
	20	LOUISIANA-MONROE (11-17-08)
FIELD GOAL ATTEMPTS	56	vs University of Cincinnati (12/18/08)
	58	vs Washington State (11-28-08)
FIELD GOAL PERCENTAGE	.242 (16-66)	FAIRLEIGH DICKINSON (11-22-08)
	.290 (20-69)	LOUISIANA-MONROE (11-17-08)
3 PT FIELD GOALS MADE	2	vs Washington State (11-28-08)
	2	SAN DIEGO (12-30-08)
3 PT FG ATTEMPTS	4	SAN DIEGO (12-30-08)
	13	at St. Bonaventure (11-25-08)
	13	vs Washington State (11-28-08)
3 PT FG PERCENTAGE	.154 (2-13)	vs Washington State (11-28-08)
	.190 (4-21)	LOUISIANA-MONROE (11-17-08)
FREE THROWS MADE	5	LOUISIANA-MONROE (11-17-08)
	6	CENTENARY (11-15-08)
	6	ALABAMA STATE (12-06-08)
	6	vs Nicholls State (12-22-08)
FREE THROW ATTEMPTS	8	ALABAMA STATE (12-06-08)
	8	vs Nicholls State (12-22-08)
FREE THROW PERCENTAGE	.357 (5-14)	LOUISIANA-MONROE (11-17-08)
	.500 (6-12)	CENTENARY (11-15-08)
REBOUNDS	27	NORTH ALABAMA (11-19-08)
	29	ALABAMA STATE (12-06-08)
ASSISTS	1	SOUTH ALABAMA (12-13-08)
	7	FAIRLEIGH DICKINSON (11-22-08)
	7	CHARLOTTE (12-10-08)
STEALS	5	FAIRLEIGH DICKINSON (11-22-08)
	5	vs Texas Tech (11-29-08)
	5	ALABAMA STATE (12-06-08)
	5	SOUTH ALABAMA (12-13-08)
BLOCKED SHOTS	0	LOUISIANA-MONROE (11-17-08)
	0	vs Nicholls State (12-22-08)
TURNOVERS	10	vs Texas Tech (11-29-08)
	11	CHARLOTTE (12-10-08)
FOULS	15	CENTENARY (11-15-08)
	16	SOUTH ALABAMA (12-13-08)



2008-09 Mississippi State Basketball
Mississippi State Player High/Low Analysis (as of Dec 31, 2008)
All games

Mississippi State - INDIVIDUAL GAME HIGHS

Points	24		Jarvis Varnado vs Nicholls State (12-22-08)
	24		Jarvis Varnado vs University of Cincinnati (12/18/08)
	22		Jarvis Varnado vs Alabama State (12-06-08)
	21		Jarvis Varnado vs South Alabama (12-13-08)
	21		Ravern Johnson vs Alabama State (12-06-08)
Field Goals Made	10		Jarvis Varnado vs University of Cincinnati (12/18/08)
	10		Jarvis Varnado vs Alabama State (12-06-08)
Field Goal Att.	16		Dee Bost vs Texas Tech (11-29-08)
	15		Barry Stewart vs Charlotte (12-10-08)
FG Pct (min 5 made)	.889	(8-9)	Jarvis Varnado vs Nicholls State (12-22-08)
	.857	(6-7)	Jarvis Varnado vs North Alabama (11-19-08)
3-Point FG Made	5		Ravern Johnson vs Centenary (11-15-08)
	3		Ravern Johnson vs South Alabama (12-13-08)
	3		Dee Bost vs Charlotte (12-10-08)
	3		Ravern Johnson vs Alabama State (12-06-08)
	3		Dee Bost vs Texas Tech (11-29-08)
	3		Ravern Johnson vs Fairleigh Dickinson (11-22-08)
	3		Barry Stewart vs North Alabama (11-19-08)
	3		Dee Bost vs Louisiana-Monroe (11-17-08)
	3		Barry Stewart vs Louisiana-Monroe (11-17-08)
3-Point FG Att.	8		Dee Bost vs Charlotte (12-10-08)
	8		Barry Stewart vs Charlotte (12-10-08)
	8		Ravern Johnson vs Centenary (11-15-08)
3-Pt FG Pct (min 2 made)	.750	(3-4)	Ravern Johnson vs South Alabama (12-13-08)
	.750	(3-4)	Ravern Johnson vs Alabama State (12-06-08)
Free Throws Made	9		Phil Turner vs Nicholls State (12-22-08)
	8		Jarvis Varnado vs Nicholls State (12-22-08)
Free Throw Att.	12		Phil Turner vs Nicholls State (12-22-08)
	11		Jarvis Varnado vs Nicholls State (12-22-08)
FT Pct (min 3 made)	1.000	(4-4)	Jarvis Varnado vs University of Cincinnati (12/18/08)
	1.000	(4-4)	Twany Beckham vs South Alabama (12-13-08)
	1.000	(4-4)	Phil Turner vs South Alabama (12-13-08)
	1.000	(4-4)	Romero Osby vs Charlotte (12-10-08)
	1.000	(4-4)	Barry Stewart vs Charlotte (12-10-08)
	1.000	(4-4)	Kodi Augustus vs Alabama State (12-06-08)
	1.000	(4-4)	Ravern Johnson at St. Bonaventure (11-25-08)
	1.000	(4-4)	Phil Turner at St. Bonaventure (11-25-08)
	1.000	(4-4)	Romero Osby vs North Alabama (11-19-08)
	1.000	(4-4)	Jarvis Varnado vs North Alabama (11-19-08)
	1.000	(3-3)	Jacquiese Holcombe vs Charlotte (12-10-08)
	1.000	(3-3)	Kodi Augustus vs Louisiana-Monroe (11-17-08)
	1.000	(3-3)	Romero Osby vs Louisiana-Monroe (11-17-08)
Rebounds	16		Jarvis Varnado vs Fairleigh Dickinson (11-22-08)
	14		Jarvis Varnado vs North Alabama (11-19-08)
Assists	10		Dee Bost vs North Alabama (11-19-08)
	7		Dee Bost vs Louisiana-Monroe (11-17-08)
Steals	4		Dee Bost vs San Diego (12-30-08)
	4		Barry Stewart vs Centenary (11-15-08)
Blocked Shots	9		Jarvis Varnado vs Louisiana-Monroe (11-17-08)
	8		Jarvis Varnado vs Alabama State (12-06-08)
	8		Jarvis Varnado vs Fairleigh Dickinson (11-22-08)
Turnovers	6		Dee Bost at St. Bonaventure (11-25-08)
	5		Dee Bost vs San Diego (12-30-08)

	5	Ravern Johnson vs Washington State (11-28-08)
	5	Dee Bost vs North Alabama (11-19-08)
Fouls	5	Dee Bost vs Washington State (11-28-08)
	5	Romero Osby at St. Bonaventure (11-25-08)
	5	Kodi Augustus vs Fairleigh Dickinson (11-22-08)
	5	Elgin Bailey vs Fairleigh Dickinson (11-22-08)



2008-09 Mississippi State Basketball
Mississippi State Opponent High/Low Analysis (as of Dec 31, 2008)
All games

OPPONENT INDIVIDUAL GAME HIGHS

Points	22		BLACKBURN, Ray at St. Bonaventure (11-25-08)
	20		Anatoly Bose vs Nicholls State (12-22-08)
	19		Brandon Davis vs South Alabama (12-13-08)
	19		Lamont Mack vs Charlotte (12-10-08)
	19		Thompson, Klay vs Washington State (11-28-08)
	19		Jarvis Hill vs Louisiana-Monroe (11-17-08)
Field Goals Made	8		Ryan Bathie vs Nicholls State (12-22-08)
	8		Lamont Mack vs Charlotte (12-10-08)
	8		Baynes, Aron vs Washington State (11-28-08)
	8		Jarvis Hill vs Louisiana-Monroe (11-17-08)
Field Goal Att.	22		Thomas Fraise vs North Alabama (11-19-08)
	19		Brandon Davis vs South Alabama (12-13-08)
FG Pct (min 5 made)	.800	(8-10)	Baynes, Aron vs Washington State (11-28-08)
	.750	(6-8)	Brandon Brooks vs Alabama State (12-06-08)
3-Point FG Made	4		Anatoly Bose vs Nicholls State (12-22-08)
	4		DAVIS, Larry vs University of Cincinnati (12/18/08)
	4		VAUGHN, Deonta vs University of Cincinnati (12/18/08)
	4		Menji Mundadi vs Alabama State (12-06-08)
	4		Chase Adams vs Centenary (11-15-08)
	4		Nick Stallings vs Centenary (11-15-08)
3-Point FG Att.	11		VAUGHN, Deonta vs University of Cincinnati (12/18/08)
	9		Andrew Hayles vs Alabama State (12-06-08)
3-Pt FG Pct (min 2 made)	1.000	(3-3)	BLACKBURN, Ray at St. Bonaventure (11-25-08)
	.800	(4-5)	DAVIS, Larry vs University of Cincinnati (12/18/08)
Free Throws Made	9		Cameron Tyler vs Fairleigh Dickinson (11-22-08)
	7		BLACKBURN, Ray at St. Bonaventure (11-25-08)
Free Throw Att.	21		Cameron Tyler vs Fairleigh Dickinson (11-22-08)
	9		DIXON, Dion vs University of Cincinnati (12/18/08)
FT Pct (min 3 made)	1.000	(6-6)	Anatoly Bose vs Nicholls State (12-22-08)
	1.000	(4-4)	Rob Jones vs San Diego (12-30-08)
	1.000	(4-4)	Thompson, Klay vs Washington State (11-28-08)
	1.000	(3-3)	Roberson, John vs Texas Tech (11-29-08)
	1.000	(3-3)	Graham, Tyree vs Texas Tech (11-29-08)
Rebounds	15		Gyno Pomare vs San Diego (12-30-08)
	12		Ryan Bathie vs Nicholls State (12-22-08)
Assists	6		VAUGHN, Deonta vs University of Cincinnati (12/18/08)
	6		Chase Adams vs Centenary (11-15-08)
Steals	6		Trumaine Johnson vs San Diego (12-30-08)
	6		Kellan Carter vs Nicholls State (12-22-08)
Blocked Shots	6		Kickingstallionsims vs Alabama State (12-06-08)
	3		Rondald Douglas vs South Alabama (12-13-08)
Turnovers	6		Brandon Brooks vs Alabama State (12-06-08)
	5		HALL, Jonathan at St. Bonaventure (11-25-08)
	5		Alvin Mofunanya vs Fairleigh Dickinson (11-22-08)
Fouls	5		Kellan Carter vs Nicholls State (12-22-08)
	5		Phil Jones vs Charlotte (12-10-08)
	5		Rashad Provitt vs Alabama State (12-06-08)
	5		Baynes, Aron vs Washington State (11-28-08)
	5		Alvin Mofunanya vs Fairleigh Dickinson (11-22-08)
	5		Elvado Lima vs North Alabama (11-19-08)



2008-09 Mississippi State Basketball
Mississippi State Individual Game-by-Game (as of Dec 31, 2008)
All games

#01 Jacquiese Holcombe

Opponent	Date	gs	min	Total		3-Pointers		Free throws		Rebounds				pf	a	t/o	blk	stl	pts	avg
				fg-fga	pct	3fg-fga	pct	ft-fa	pct	off	def	tot	avg							
CENTENARY	11-15-08		17	1-2	.500	0-1	.000	0-0	.000	1	0	1	1.0	2	1	2	0	1	2	2.0
LOUISIANA-MONROE	11-17-08		12	2-3	.667	0-1	.000	0-0	.000	0	2	2	1.5	3	0	1	0	0	4	3.0
NORTH ALABAMA	11-19-08		18	2-5	.400	0-1	.000	0-0	.000	3	2	5	2.7	0	0	2	0	0	4	3.3
FAIRLEIGH DICKINSON	11-22-08		10	0-1	.000	0-1	.000	1-2	.500	0	0	0	2.0	3	0	2	0	0	1	2.8
CHARLOTTE	12-10-08		7	1-1	1.000	0-0	.000	3-3	1.000	1	1	2	2.0	0	0	0	0	0	5	3.2
SOUTH ALABAMA	12-13-08		13	2-2	1.000	1-1	1.000	0-1	.000	1	1	2	2.0	1	0	2	0	1	5	3.5
vs University of Cincinnati	12/18/08		6	0-0	.000	0-0	.000	0-0	.000	1	1	2	2.0	0	0	1	0	0	0	3.0
Totals		0	83	8-14	.571	1-5	.200	4-6	.667	7	7	14	2.0	9	1	10	0	2	21	3.0

Games played: 7
Minutes/game: 11.9
Points/game: 3.0
FG Pct: 57.1
3FG Pct: 20.0
FT Pct: 66.7

Rebounds/game: 2.0
Assists/game: 0.1
Turnovers/game: 1.4
Assist/turnover ratio: 0.1
Steals/game: 0.3

#02 Ravern Johnson

Opponent	Date	gs	min	Total		3-Pointers		Free throws		Rebounds				pf	a	t/o	blk	stl	pts	avg
				fg-fga	pct	3fg-fga	pct	ft-fa	pct	off	def	tot	avg							
CENTENARY	11-15-08	*	24	5-9	.556	5-8	.625	0-0	.000	1	2	3	3.0	1	3	2	2	0	15	15.0
LOUISIANA-MONROE	11-17-08	*	27	4-9	.444	2-4	.500	0-1	.000	2	2	4	3.5	2	2	2	0	0	10	12.5
NORTH ALABAMA	11-19-08	*	23	3-7	.429	2-5	.400	0-0	.000	0	2	2	3.0	1	0	1	1	1	8	11.0
FAIRLEIGH DICKINSON	11-22-08	*	23	4-10	.400	3-6	.500	0-0	.000	0	4	4	3.3	1	0	1	2	0	11	11.0
at St. Bonaventure	11-25-08	*	29	6-9	.667	2-3	.667	4-4	1.000	3	4	7	4.0	1	1	4	0	1	18	12.4
vs Washington State	11-28-08	*	30	3-7	.429	1-1	1.000	0-0	.000	1	1	2	3.7	3	1	5	1	1	7	11.5
vs Texas Tech	11-29-08	*	32	4-10	.400	1-5	.200	0-0	.000	2	5	7	4.1	3	2	2	1	0	9	11.1
ALABAMA STATE	12-06-08	*	35	7-10	.700	3-4	.750	4-5	.800	2	3	5	4.3	1	1	2	0	0	21	12.4
CHARLOTTE	12-10-08	*	33	2-7	.286	2-6	.333	1-2	.500	1	4	5	4.3	1	0	0	1	0	7	11.8
SOUTH ALABAMA	12-13-08	*	26	4-8	.500	3-4	.750	1-1	1.000	0	3	3	4.2	2	0	1	0	1	12	11.8
vs University of Cincinnati	12/18/08	*	27	3-6	.500	1-2	.500	2-3	.667	0	1	1	3.9	2	3	1	0	0	9	11.5
vs Nicholls State	12-22-08	*	31	4-10	.400	1-3	.333	2-2	1.000	4	4	8	4.3	1	2	2	0	2	11	11.5
SAN DIEGO	12-30-08	*	37	4-10	.400	1-5	.200	0-0	.000	2	2	4	4.2	1	1	2	0	0	9	11.3
Totals		13	377	53-112	.473	27-56	.482	14-18	.778	18	37	55	4.2	20	16	25	8	6	147	11.3

Games played: 13
Minutes/game: 29.0
Points/game: 11.3
FG Pct: 47.3
3FG Pct: 48.2
FT Pct: 77.8

Rebounds/game: 4.2
Assists/game: 1.2
Turnovers/game: 1.9
Assist/turnover ratio: 0.6
Steals/game: 0.5
Blocks/game: 0.6



2008-09 Mississippi State Basketball
Mississippi State Individual Game-by-Game (as of Dec 31, 2008)
All games

#03 Dee Bost

Opponent	Date	gs	min	Total		3-Pointers		Free throws		Rebounds				pf	a	t/o	blk	stl	pts	avg	
				fg-fga	pct	3fg-fga	pct	ft-fa	pct	off	def	tot	avg								
CENTENARY	11-15-08	*	23	3-8	.375	2-4	.500	1-2	.500	0	3	3	3.0	2	4	2	0	1	9	9.0	
LOUISIANA-MONROE	11-17-08	*	26	4-9	.444	3-6	.500	3-4	.750	0	3	3	3.0	1	7	2	0	1	14	11.5	
NORTH ALABAMA	11-19-08	*	23	2-5	.400	1-3	.333	2-2	1.000	1	1	2	2.7	2	10	5	0	1	7	10.0	
FAIRLEIGH DICKINSON	11-22-08	*	24	2-8	.250	0-4	.000	2-4	.500	0	1	1	2.3	3	6	4	0	1	6	9.0	
at St. Bonaventure	11-25-08	*	20	1-8	.125	0-1	.000	4-5	.800	1	3	4	2.6	2	2	6	0	3	6	8.4	
vs Washington State	11-28-08	*	30	1-6	.167	1-3	.333	5-6	.833	1	6	7	3.3	5	3	3	0	1	8	8.3	
vs Texas Tech	11-29-08	*	32	6-16	.375	3-6	.500	1-4	.250	1	3	4	3.4	4	3	1	0	3	16	9.4	
ALABAMA STATE	12-06-08	*	27	2-5	.400	1-2	.500	5-6	.833	1	0	1	3.1	3	5	4	0	2	10	9.5	
CHARLOTTE	12-10-08	*	32	3-10	.300	3-8	.375	6-8	.750	0	0	0	2.8	4	1	2	0	0	15	10.1	
SOUTH ALABAMA	12-13-08	*	35	2-6	.333	0-3	.000	0-0	.000	1	3	4	2.9	2	5	2	0	0	4	9.5	
vs University of Cincinnati	12/18/08	*	28	1-10	.100	0-6	.000	0-1	.000	0	2	2	2.8	2	3	0	0	2	2	8.8	
vs Nicholls State	12-22-08	*	33	0-1	.000	0-0	.000	3-4	.750	0	5	5	3.0	1	6	2	0	1	3	8.3	
SAN DIEGO	12-30-08	*	36	4-8	.500	2-5	.400	3-6	.500	0	1	1	2.8	4	1	5	0	4	13	8.7	
Totals			13	369	31-100	.310	16-51	.314	35-52	.673	6	31	37	2.8	35	56	38	0	20	113	8.7

Games played: 13
Minutes/game: 28.4
Points/game: 8.7
FG Pct: 31.0
3FG Pct: 31.4
FT Pct: 67.3

Rebounds/game: 2.8
Assists/game: 4.3
Turnovers/game: 2.9
Assist/turnover ratio: 1.5
Steals/game: 1.5

#04 Twany Beckham

Opponent	Date	gs	min	Total		3-Pointers		Free throws		Rebounds				pf	a	t/o	blk	stl	pts	avg
				fg-fga	pct	3fg-fga	pct	ft-fa	pct	off	def	tot	avg							
FAIRLEIGH DICKINSON	11-22-08		10	2-2	1.000	0-0	.000	0-1	.000	1	1	2	2.0	2	2	0	0	2	4	4.0
at St. Bonaventure	11-25-08		20	2-3	.667	0-0	.000	4-6	.667	0	1	1	1.5	1	3	1	0	1	8	6.0
vs Washington State	11-28-08		10	0-2	.000	0-0	.000	1-2	.500	0	0	0	1.0	0	1	1	0	0	1	4.3
vs Texas Tech	11-29-08		8	2-3	.667	0-0	.000	0-0	.000	0	1	1	1.0	0	0	1	0	0	4	4.3
ALABAMA STATE	12-06-08		13	2-3	.667	0-0	.000	0-0	.000	0	1	1	1.0	0	0	0	0	0	4	4.2
CHARLOTTE	12-10-08		6	0-1	.000	0-0	.000	0-2	.000	0	1	1	1.0	1	3	1	0	0	0	3.5
SOUTH ALABAMA	12-13-08		13	1-1	1.000	0-0	.000	4-4	1.000	0	3	3	1.3	1	2	2	0	1	6	3.9
vs University of Cincinnati	12/18/08		15	0-0	.000	0-0	.000	0-0	.000	0	1	1	1.3	0	4	3	0	1	0	3.4
vs Nicholls State	12-22-08		7	1-1	1.000	0-0	.000	0-0	.000	0	0	0	1.1	1	0	3	0	1	2	3.2
SAN DIEGO	12-30-08		9	1-2	.500	0-0	.000	1-4	.250	0	3	3	1.3	0	0	1	0	0	3	3.2
Totals		0	111	11-18	.611	0-0	.000	10-19	.526	1	12	13	1.3	6	15	13	0	6	32	3.2

Games played: 10
Minutes/game: 11.1
Points/game: 3.2
FG Pct: 61.1
FT Pct: 52.6

Rebounds/game: 1.3
Assists/game: 1.5
Turnovers/game: 1.3
Assist/turnover ratio: 1.2
Steals/game: 0.6



2008-09 Mississippi State Basketball
Mississippi State Individual Game-by-Game (as of Dec 31, 2008)
All games

#05 Romero Osby

Opponent	Date	gs	min	Total		3-Pointers		Free throws		Rebounds				pf	a	t/o	blk	stl	pts	avg
				fg-fga	pct	3fg-fga	pct	ft-fga	pct	off	def	tot	avg							
CENTENARY	11-15-08		19	1-4	.250	0-1	.000	2-3	.667	0	8	8	8.0	1	1	1	0	0	4	4.0
LOUISIANA-MONROE	11-17-08		14	2-4	.500	0-0	.000	3-3	1.000	1	1	2	5.0	2	0	2	0	0	7	5.5
NORTH ALABAMA	11-19-08		18	5-9	.556	1-3	.333	4-4	1.000	0	3	3	4.3	0	4	0	0	0	15	8.7
FAIRLEIGH DICKINSON	11-22-08		23	3-7	.429	1-3	.333	2-2	1.000	0	5	5	4.5	3	1	1	1	1	9	8.8
at St. Bonaventure	11-25-08		18	3-4	.750	0-0	.000	0-0	.000	0	4	4	4.4	5	0	2	0	0	6	8.2
vs Washington State	11-28-08		13	2-5	.400	0-1	.000	3-4	.750	0	0	0	3.7	1	0	3	0	1	7	8.0
vs Texas Tech	11-29-08		15	0-1	.000	0-0	.000	7-10	.700	2	4	6	4.0	2	0	1	1	1	7	7.9
ALABAMA STATE	12-06-08		20	1-4	.250	0-0	.000	3-6	.500	2	4	6	4.3	3	1	1	1	0	5	7.5
CHARLOTTE	12-10-08		22	3-6	.500	0-1	.000	4-4	1.000	3	3	6	4.4	3	0	0	0	1	10	7.8
SOUTH ALABAMA	12-13-08		10	1-2	.500	0-0	.000	2-2	1.000	0	0	0	4.0	2	0	1	0	0	4	7.4
vs University of Cincinnati	12/18/08		11	2-4	.500	0-1	.000	1-1	1.000	0	1	1	3.7	1	0	0	0	0	5	7.2
vs Nicholls State	12-22-08		8	1-2	.500	0-1	.000	0-0	.000	1	1	2	3.6	4	0	0	0	0	2	6.8
SAN DIEGO	12-30-08		10	1-3	.333	1-2	.500	0-0	.000	0	0	0	3.3	0	0	0	1	0	3	6.5
Totals		0	201	25-55	.455	3-13	.231	31-39	.795	9	34	43	3.3	27	7	12	4	4	84	6.5

Games played: 13
Minutes/game: 15.5
Points/game: 6.5
FG Pct: 45.5
3FG Pct: 23.1
FT Pct: 79.5

Rebounds/game: 3.3
Assists/game: 0.5
Turnovers/game: 0.9
Assist/turnover ratio: 0.6
Steals/game: 0.3
Blocks/game: 0.3

#10 Christopher Gay

Opponent	Date	gs	min	Total		3-Pointers		Free throws		Rebounds				pf	a	t/o	blk	stl	pts	avg
				fg-fga	pct	3fg-fga	pct	ft-fga	pct	off	def	tot	avg							
CENTENARY	11-15-08		2	0-0	.000	0-0	.000	0-0	.000	0	1	1	1.0	0	0	0	0	0	0	0.0
LOUISIANA-MONROE	11-17-08		1	0-0	.000	0-0	.000	0-0	.000	0	0	0	0.5	0	0	0	0	0	0	0.0
NORTH ALABAMA	11-19-08		1	0-0	.000	0-0	.000	0-0	.000	0	0	0	0.3	0	0	0	0	0	0	0.0
FAIRLEIGH DICKINSON	11-22-08		1	0-0	.000	0-0	.000	0-0	.000	0	0	0	0.3	0	0	1	0	0	0	0.0
SOUTH ALABAMA	12-13-08		1	0-0	.000	0-0	.000	0-0	.000	0	0	0	0.2	0	0	0	0	0	0	0.0
Totals		0	6	0-0	.000	0-0	.000	0-0	.000	0	1	1	0.2	0	0	1	0	0	0	0.0

Games played: 5
Minutes/game: 1.2

Rebounds/game: 0.2
Turnovers/game: 0.2



2008-09 Mississippi State Basketball
Mississippi State Individual Game-by-Game (as of Dec 31, 2008)
All games

#14 Rod Bryant

Opponent	Date	gs	min	Total		3-Pointers		Free throws		Rebounds				pf	a	t/o	blk	stl	pts	avg
				fg-fga	pct	3fg-fga	pct	ft-fta	pct	off	def	tot	avg							
SOUTH ALABAMA	12-13-08		1	0-0	.000	0-0	.000	0-0	.000	0	0	0	0.0	0	1	0	0	0	0	0.0
Totals		0	1	0-0	.000	0-0	.000	0-0	.000	0	0	0	0.0	0	1	0	0	0	0	0.0

Games played: 1
Minutes/game: 1.0

Assists/game: 1.0
Assist/turnover ratio: 99.9

#15 Riley Benock

Opponent	Date	gs	min	Total		3-Pointers		Free throws		Rebounds				pf	a	t/o	blk	stl	pts	avg
				fg-fga	pct	3fg-fga	pct	ft-fta	pct	off	def	tot	avg							
CENTENARY	11-15-08		15	3-3	1.000	1-1	1.000	0-0	.000	0	1	1	1.0	0	2	0	1	3	7	7.0
LOUISIANA-MONROE	11-17-08		12	0-2	.000	0-2	.000	0-0	.000	0	2	2	1.5	2	2	2	0	0	0	3.5
NORTH ALABAMA	11-19-08		13	3-4	.750	2-3	.667	0-0	.000	0	1	1	1.3	4	0	0	0	1	8	5.0
FAIRLEIGH DICKINSON	11-22-08		17	2-4	.500	2-4	.500	0-0	.000	0	1	1	1.3	1	1	0	0	0	6	5.3
at St. Bonaventure	11-25-08		8	2-3	.667	2-3	.667	0-0	.000	1	0	1	1.2	0	0	0	0	1	6	5.4
vs Washington State	11-28-08		10	0-0	.000	0-0	.000	0-0	.000	0	1	1	1.2	0	1	0	0	1	0	4.5
vs Texas Tech	11-29-08		12	0-4	.000	0-2	.000	0-0	.000	1	1	2	1.3	0	0	0	0	1	0	3.9
ALABAMA STATE	12-06-08		6	0-0	.000	0-0	.000	0-0	.000	0	2	2	1.4	0	0	2	0	0	0	3.4
CHARLOTTE	12-10-08		2	0-0	.000	0-0	.000	0-0	.000	0	0	0	1.2	0	0	0	1	0	0	3.0
SOUTH ALABAMA	12-13-08		14	0-4	.000	0-3	.000	0-0	.000	0	1	1	1.2	1	2	1	0	0	0	2.7
vs University of Cincinnati	12/18/08		7	0-1	.000	0-1	.000	0-0	.000	0	1	1	1.2	0	0	0	0	0	0	2.5
vs Nicholls State	12-22-08		15	2-6	.333	2-6	.333	2-2	1.000	1	2	3	1.3	1	0	1	0	0	8	2.9
SAN DIEGO	12-30-08		13	0-0	.000	0-0	.000	0-0	.000	0	1	1	1.3	0	2	1	0	1	0	2.7
Totals		0	144	12-31	.387	9-25	.360	2-2	1.000	3	14	17	1.3	9	10	7	2	8	35	2.7

Games played: 13
Minutes/game: 11.1
Points/game: 2.7
FG Pct: 38.7
3FG Pct: 36.0
FT Pct: 100.0

Rebounds/game: 1.3
Assists/game: 0.8
Turnovers/game: 0.5
Assist/turnover ratio: 1.4
Steals/game: 0.6
Blocks/game: 0.2

#20 Taylor Luczak

Opponent	Date	gs	min	Total		3-Pointers		Free throws		Rebounds				pf	a	t/o	blk	stl	pts	avg
				fg-fga	pct	3fg-fga	pct	ft-fta	pct	off	def	tot	avg							
CENTENARY	11-15-08		2	0-0	.000	0-0	.000	0-0	.000	0	0	0	0.0	0	0	0	0	0	0	0.0
LOUISIANA-MONROE	11-17-08		1	1-1	1.000	0-0	.000	0-0	.000	0	0	0	0.0	0	0	0	0	0	2	1.0
NORTH ALABAMA	11-19-08		2	0-0	.000	0-0	.000	0-0	.000	0	0	0	0.0	0	0	0	0	0	0	0.7
SOUTH ALABAMA	12-13-08		1	1-1	1.000	0-0	.000	0-0	.000	0	0	0	0.0	0	0	0	0	0	2	1.0
Totals		0	6	2-2	1.000	0-0	.000	0-0	.000	0	0	0	0.0	0	0	0	0	0	4	1.0

Games played: 4
Minutes/game: 1.5
Points/game: 1.0
FG Pct: 100.0



2008-09 Mississippi State Basketball
Mississippi State Individual Game-by-Game (as of Dec 31, 2008)
All games

#22 Barry Stewart

Opponent	Date	gs	min	Total		3-Pointers		Free throws		Rebounds				pf	a	t/o	blk	stl	pts	avg	
				fg-fga	pct	3fg-fga	pct	ft-fa	pct	off	def	tot	avg								
CENTENARY	11-15-08	*	23	4-8	.500	2-4	.500	3-4	.750	1	2	3	3.0	3	1	4	0	4	13	13.0	
LOUISIANA-MONROE	11-17-08	*	26	6-9	.667	3-6	.500	2-4	.500	0	1	1	2.0	3	1	3	1	1	17	15.0	
NORTH ALABAMA	11-19-08	*	22	5-8	.625	3-5	.600	3-4	.750	0	2	2	2.0	2	0	2	0	1	16	15.3	
FAIRLEIGH DICKINSON	11-22-08	*	23	4-9	.444	2-5	.400	2-4	.500	0	2	2	2.0	1	2	0	0	1	12	14.5	
at St. Bonaventure	11-25-08	*	32	1-9	.111	1-4	.250	0-0	.000	0	3	3	2.2	3	4	3	0	1	3	12.2	
vs Washington State	11-28-08	*	30	3-10	.300	2-5	.400	2-2	1.000	0	2	2	2.2	3	0	3	1	1	10	11.8	
vs Texas Tech	11-29-08	*	28	2-8	.250	0-5	.000	1-4	.250	1	3	4	2.4	4	1	0	2	0	5	10.9	
ALABAMA STATE	12-06-08	*	34	3-9	.333	1-4	.250	1-3	.333	2	3	5	2.8	2	5	1	0	1	8	10.5	
CHARLOTTE	12-10-08	*	38	3-15	.200	0-8	.000	4-4	1.000	2	4	6	3.1	1	0	2	0	0	10	10.4	
SOUTH ALABAMA	12-13-08	*	18	2-7	.286	0-1	.000	0-0	.000	0	0	0	2.8	0	0	0	0	0	4	9.8	
vs University of Cincinnati	12/18/08	*	33	3-8	.375	1-3	.333	0-0	.000	0	4	4	2.9	4	0	3	1	1	7	9.5	
vs Nicholls State	12-22-08	*	32	3-11	.273	2-6	.333	4-5	.800	1	2	3	2.9	2	4	0	1	1	12	9.8	
SAN DIEGO	12-30-08	*	40	5-13	.385	1-5	.200	6-7	.857	1	4	5	3.1	2	4	2	0	2	17	10.3	
Totals			13	379	44-124	.355	18-61	.295	28-41	.683	8	32	40	3.1	30	22	23	6	14	134	10.3

Games played: 13
Minutes/game: 29.2
Points/game: 10.3
FG Pct: 35.5
3FG Pct: 29.5
FT Pct: 68.3

Rebounds/game: 3.1
Assists/game: 1.7
Turnovers/game: 1.8
Assist/turnover ratio: 1.0
Steals/game: 1.1
Blocks/game: 0.5

#24 Kodi Augustus

Opponent	Date	gs	min	Total		3-Pointers		Free throws		Rebounds				pf	a	t/o	blk	stl	pts	avg	
				fg-fga	pct	3fg-fga	pct	ft-fa	pct	off	def	tot	avg								
CENTENARY	11-15-08	*	17	2-3	.667	0-0	.000	2-2	1.000	0	3	3	3.0	2	2	1	2	1	6	6.0	
LOUISIANA-MONROE	11-17-08	*	21	4-5	.800	1-1	1.000	3-3	1.000	3	5	8	5.5	2	2	0	0	1	12	9.0	
NORTH ALABAMA	11-19-08	*	22	3-5	.600	0-2	.000	2-2	1.000	3	4	7	6.0	1	0	3	1	0	8	8.7	
FAIRLEIGH DICKINSON	11-22-08	*	15	3-3	1.000	0-0	.000	0-0	.000	1	5	6	6.0	5	1	3	1	1	6	8.0	
at St. Bonaventure	11-25-08	*	19	2-6	.333	0-1	.000	0-1	.000	3	3	6	6.0	4	1	2	0	0	4	7.2	
vs Washington State	11-28-08	*	27	2-7	.286	1-3	.333	5-6	.833	0	4	4	5.7	2	0	0	1	0	10	7.7	
vs Texas Tech	11-29-08	*	25	6-12	.500	0-2	.000	4-5	.800	5	4	9	6.1	3	0	3	0	1	16	8.9	
ALABAMA STATE	12-06-08	*	20	0-4	.000	0-0	.000	4-4	1.000	0	1	1	5.5	0	0	1	0	0	4	8.3	
CHARLOTTE	12-10-08	*	10	0-4	.000	0-1	.000	0-0	.000	2	3	5	5.4	1	0	1	1	0	0	7.3	
SOUTH ALABAMA	12-13-08		7	2-3	.667	0-0	.000	3-4	.750	1	0	1	5.0	0	0	2	0	0	7	7.3	
Totals			9	183	24-52	.462	2-10	.200	23-27	.852	18	32	50	5.0	20	6	16	6	4	73	7.3

Games played: 10
Minutes/game: 18.3
Points/game: 7.3
FG Pct: 46.2
3FG Pct: 20.0
FT Pct: 85.2

Rebounds/game: 5.0
Assists/game: 0.6
Turnovers/game: 1.6
Assist/turnover ratio: 0.4
Steals/game: 0.4
Blocks/game: 0.6



2008-09 Mississippi State Basketball
Mississippi State Individual Game-by-Game (as of Dec 31, 2008)
All games

#25 Phil Turner

Opponent	Date	gs	min	Total		3-Pointers		Free throws		Rebounds				pf	a	t/o	blk	stl	pts	avg
				fg-fga	pct	3fg-fga	pct	ft-fa	pct	off	def	tot	avg							
CENTENARY	11-15-08		15	1-4	.250	0-3	.000	0-0	.000	2	3	5	5.0	3	2	3	0	0	2	2.0
LOUISIANA-MONROE	11-17-08		14	1-3	.333	0-1	.000	1-2	.500	0	2	2	3.5	1	4	2	0	0	3	2.5
NORTH ALABAMA	11-19-08		16	2-4	.500	2-3	.667	2-2	1.000	0	4	4	3.7	0	1	1	1	3	8	4.3
FAIRLEIGH DICKINSON	11-22-08		11	3-4	.750	1-1	1.000	1-2	.500	0	2	2	3.3	3	1	2	0	1	8	5.3
at St. Bonaventure	11-25-08		14	1-4	.250	0-1	.000	4-4	1.000	3	0	3	3.2	0	3	1	0	0	6	5.4
vs Washington State	11-28-08		10	2-3	.667	1-1	1.000	0-0	.000	0	4	4	3.3	2	0	1	0	0	5	5.3
vs Texas Tech	11-29-08		8	1-2	.500	0-0	.000	0-0	.000	0	1	1	3.0	0	0	1	1	0	2	4.9
ALABAMA STATE	12-06-08		5	0-0	.000	0-0	.000	0-0	.000	0	2	2	2.9	0	1	1	0	0	0	4.3
CHARLOTTE	12-10-08		8	1-2	.500	1-2	.500	2-2	1.000	0	3	3	2.9	2	0	1	0	2	5	4.3
SOUTH ALABAMA	12-13-08	*	21	3-6	.500	0-2	.000	4-4	1.000	0	2	2	2.8	3	4	0	0	2	10	4.9
vs University of Cincinnati	12/18/08	*	33	5-10	.500	2-5	.400	0-1	.000	0	6	6	3.1	3	1	1	0	3	12	5.5
vs Nicholls State	12-22-08	*	33	1-3	.333	0-2	.000	9-12	.750	1	4	5	3.3	1	1	4	1	2	11	6.0
SAN DIEGO	12-30-08	*	35	3-8	.375	0-2	.000	0-0	.000	4	4	8	3.6	4	1	3	1	0	6	6.0
Totals		4	223	24-53	.453	7-23	.304	23-29	.793	10	37	47	3.6	22	19	21	4	13	78	6.0

Games played: 13
Minutes/game: 17.2
Points/game: 6.0
FG Pct: 45.3
3FG Pct: 30.4
FT Pct: 79.3

Rebounds/game: 3.6
Assists/game: 1.5
Turnovers/game: 1.6
Assist/turnover ratio: 0.9
Steals/game: 1.0
Blocks/game: 0.3

#32 Jarvis Varnado

Opponent	Date	gs	min	Total		3-Pointers		Free throws		Rebounds				pf	a	t/o	blk	stl	pts	avg
				fg-fga	pct	3fg-fga	pct	ft-fa	pct	off	def	tot	avg							
CENTENARY	11-15-08	*	25	3-6	.500	0-0	.000	3-5	.600	4	7	11	11.0	1	1	2	7	1	9	9.0
LOUISIANA-MONROE	11-17-08	*	27	1-4	.250	0-0	.000	0-1	.000	3	8	11	11.0	1	1	3	9	0	2	5.5
NORTH ALABAMA	11-19-08	*	22	6-7	.857	0-0	.000	4-4	1.000	1	13	14	12.0	1	0	3	7	0	16	9.0
FAIRLEIGH DICKINSON	11-22-08	*	24	5-9	.556	0-0	.000	4-7	.571	5	11	16	13.0	2	1	0	8	0	14	10.3
at St. Bonaventure	11-25-08	*	34	7-12	.583	0-0	.000	5-7	.714	5	7	12	12.8	3	0	3	6	0	19	12.0
vs Washington State	11-28-08	*	25	1-3	.333	0-0	.000	0-2	.000	2	3	5	11.5	0	1	3	4	0	2	10.3
vs Texas Tech	11-29-08	*	27	4-6	.667	0-0	.000	3-4	.750	2	8	10	11.3	3	1	1	4	0	11	10.4
ALABAMA STATE	12-06-08	*	32	10-13	.769	0-0	.000	2-4	.500	5	4	9	11.0	2	1	2	8	2	22	11.9
CHARLOTTE	12-10-08	*	36	3-7	.429	0-0	.000	2-6	.333	2	7	9	10.8	1	3	3	3	0	8	11.4
SOUTH ALABAMA	12-13-08	*	26	9-11	.818	0-0	.000	3-6	.500	2	6	8	10.5	4	0	0	6	1	21	12.4
vs University of Cincinnati	12/18/08	*	31	10-13	.769	0-0	.000	4-4	1.000	2	4	6	10.1	3	0	2	4	0	24	13.5
vs Nicholls State	12-22-08	*	28	8-9	.889	0-0	.000	8-11	.727	2	4	6	9.8	2	0	1	6	0	24	14.3
SAN DIEGO	12-30-08	*	39	4-12	.333	0-0	.000	2-4	.500	6	7	13	10.0	1	0	1	6	0	10	14.0
Totals		13	376	71-112	.634	0-0	.000	40-65	.615	41	89	130	10.0	24	9	24	78	4	182	14.0

Games played: 13
Minutes/game: 28.9
Points/game: 14.0
FG Pct: 63.4
FT Pct: 61.5

Rebounds/game: 10.0
Assists/game: 0.7
Turnovers/game: 1.8
Assist/turnover ratio: 0.4
Steals/game: 0.3
Blocks/game: 6.0



2008-09 Mississippi State Basketball
Mississippi State Individual Game-by-Game (as of Dec 31, 2008)
All games

#33 Brandon Bolen

Opponent	Date	gs	min	Total		3-Pointers		Free throws		Rebounds				pf	a	t/o	blk	stl	pts	avg
				fg-fga	pct	3fg-fga	pct	ft-fa	pct	off	def	tot	avg							
CENTENARY	11-15-08		2	0-0	.000	0-0	.000	0-0	.000	0	0	0	0.0	0	0	0	0	0	0	0.0
LOUISIANA-MONROE	11-17-08		2	0-0	.000	0-0	.000	0-0	.000	0	0	0	0.0	0	0	0	0	0	0	0.0
NORTH ALABAMA	11-19-08		4	1-1	1.000	0-0	.000	0-0	.000	0	0	0	0.0	0	0	0	0	1	2	0.7
FAIRLEIGH DICKINSON	11-22-08		2	0-0	.000	0-0	.000	0-0	.000	0	0	0	0.0	0	0	0	0	0	0	0.5
SOUTH ALABAMA	12-13-08		1	0-0	.000	0-0	.000	0-0	.000	0	0	0	0.0	0	0	0	0	1	0	0.4
vs Nicholls State	12-22-08		1	0-0	.000	0-0	.000	0-0	.000	0	0	0	0.0	0	0	0	0	0	0	0.3
Totals		0	12	1-1	1.000	0-0	.000	0-0	.000	0	0	0	0.0	0	0	0	0	2	2	0.3

Games played: 6
Minutes/game: 2.0
Points/game: 0.3
FG Pct: 100.0

Steals/game: 0.3

#44 Brian Johnson

Opponent	Date	gs	min	Total		3-Pointers		Free throws		Rebounds				pf	a	t/o	blk	stl	pts	avg
				fg-fga	pct	3fg-fga	pct	ft-fa	pct	off	def	tot	avg							
vs Nicholls State	12-22-08		12	0-1	.000	0-0	.000	1-2	.500	2	0	2	2.0	0	0	1	0	0	1	1.0
SAN DIEGO	12-30-08		6	0-0	.000	0-0	.000	0-0	.000	0	0	0	1.0	1	0	0	0	0	0	0.5
Totals		0	18	0-1	.000	0-0	.000	1-2	.500	2	0	2	1.0	1	0	1	0	0	1	0.5

Games played: 2
Minutes/game: 9.0
Points/game: 0.5
FG Pct: 0.0
FT Pct: 50.0

Rebounds/game: 1.0
Turnovers/game: 0.5

#45 Elgin Bailey

Opponent	Date	gs	min	Total		3-Pointers		Free throws		Rebounds				pf	a	t/o	blk	stl	pts	avg
				fg-fga	pct	3fg-fga	pct	ft-fa	pct	off	def	tot	avg							
CENTENARY	11-15-08		16	4-11	.364	0-0	.000	2-4	.500	2	1	3	3.0	1	0	0	3	1	10	10.0
LOUISIANA-MONROE	11-17-08		17	3-7	.429	0-0	.000	1-1	1.000	3	6	9	6.0	1	1	3	2	1	7	8.5
NORTH ALABAMA	11-19-08		16	2-4	.500	0-0	.000	6-8	.750	1	4	5	5.7	1	2	4	3	2	10	9.0
FAIRLEIGH DICKINSON	11-22-08		17	2-2	1.000	0-0	.000	3-6	.500	0	4	4	5.3	5	0	2	3	0	7	8.5
at St. Bonaventure	11-25-08		6	0-1	.000	0-0	.000	0-0	.000	0	1	1	4.4	2	0	2	1	0	0	6.8
vs Washington State	11-28-08		15	1-3	.333	0-0	.000	0-1	.000	1	2	3	4.2	2	0	1	1	2	2	6.0
vs Texas Tech	11-29-08		13	1-3	.333	0-0	.000	1-4	.250	2	1	3	4.0	1	0	1	2	0	3	5.6
ALABAMA STATE	12-06-08		8	1-4	.250	0-0	.000	0-0	.000	1	0	1	3.6	1	0	0	1	0	2	5.1
CHARLOTTE	12-10-08		6	1-2	.500	0-0	.000	2-2	1.000	0	2	2	3.4	1	0	1	0	1	4	5.0
SOUTH ALABAMA	12-13-08		13	2-3	.667	0-0	.000	0-2	.000	0	3	3	3.4	3	0	2	3	1	4	4.9
vs University of Cincinnati	12/18/08		9	1-3	.333	0-0	.000	2-2	1.000	0	0	0	3.1	0	0	2	1	1	4	4.8
Totals		0	136	18-43	.419	0-0	.000	17-30	.567	10	24	34	3.1	18	3	18	20	9	53	4.8

Games played: 11
Minutes/game: 12.4
Points/game: 4.8
FG Pct: 41.9
FT Pct: 56.7

Rebounds/game: 3.1
Assists/game: 0.3
Turnovers/game: 1.6
Assist/turnover ratio: 0.2
Steals/game: 0.8
Blocks/game: 1.8



2008-09 Mississippi State Basketball
Mississippi State Individual Game-by-Game (as of Dec 31, 2008)
All games

#TM TEAM

Opponent	Date	gs	min	Total		3-Pointers		Free throws		Rebounds				pf	a	t/o	blk	stl	pts	avg
				fg-fga	pct	3fg-fga	pct	ft-fa	pct	off	def	tot	avg							
CENTENARY	11-15-08		0	0-0	.000	0-0	.000	0-0	.000	0	4	4	4.0	0	0	0	0	0	0	0.0
LOUISIANA-MONROE	11-17-08		0	0-0	.000	0-0	.000	0-0	.000	1	5	6	5.0	0	0	0	0	0	0	0.0
NORTH ALABAMA	11-19-08		0	0-0	.000	0-0	.000	0-0	.000	3	3	6	5.3	0	0	0	0	0	0	0.0
FAIRLEIGH DICKINSON	11-22-08		0	0-0	.000	0-0	.000	0-0	.000	1	1	2	4.5	0	0	0	0	0	0	0.0
at St. Bonaventure	11-25-08		0	0-0	.000	0-0	.000	0-0	.000	2	2	4	4.4	0	0	0	0	0	0	0.0
vs Washington State	11-28-08		0	0-0	.000	0-0	.000	0-0	.000	1	2	3	4.2	0	0	0	0	0	0	0.0
vs Texas Tech	11-29-08		0	0-0	.000	0-0	.000	0-0	.000	0	1	1	3.7	0	0	0	0	0	0	0.0
ALABAMA STATE	12-06-08		0	0-0	.000	0-0	.000	0-0	.000	3	1	4	3.8	0	0	0	0	0	0	0.0
CHARLOTTE	12-10-08		0	0-0	.000	0-0	.000	0-0	.000	2	1	3	3.7	0	0	0	0	0	0	0.0
SOUTH ALABAMA	12-13-08		0	0-0	.000	0-0	.000	0-0	.000	3	3	6	3.9	0	0	0	0	0	0	0.0
vs University of Cincinnati	12/18/08		0	0-0	.000	0-0	.000	0-0	.000	1	2	3	3.8	0	0	0	0	0	0	0.0
vs Nicholls State	12-22-08		0	0-0	.000	0-0	.000	0-0	.000	0	1	1	3.6	0	0	0	0	0	0	0.0
SAN DIEGO	12-30-08		0	0-0	.000	0-0	.000	0-0	.000	0	1	1	3.4	0	0	1	0	0	0	0.0
Totals		0	0	0-0	.000	0-0	.000	0-0	.000	17	27	44	3.4	0	0	1	0	0	0	0.0

Games played: 13

Rebounds/game: 3.4

Turnovers/game: 0.1



2008 Mississippi State Basketball Season (Dec 31, 2008) Individual Career History

Kodi Augustus

			Total		3-Point		F-Throws		Rebounds											Scoring	
Season	gp-gs	min/avg	fg-fga	pct	fg-fga	pct	ft-fta	pct	off	def	tot	avg	pf	fo	ast	to	blk	stl	pts	avg	
2007-08	11-0	52/4.7	5-13	.385	2-7	.286	4-7	.571	3	9	12	1.1	8	0	2	7	3	1	16	1.5	
2008-09	10-9	183/18.3	24-52	.462	2-10	.200	23-27	.852	18	32	50	5.0	20	1	6	16	6	4	73	7.3	
TOTAL	21-9	235/11.2	29-65	.446	4-17	.235	27-34	.794	21	41	62	3.0	28	1	8	23	9	5	89	4.2	

Elgin Bailey

			Total		3-Point		F-Throws		Rebounds											Scoring	
Season	gp-gs	min/avg	fg-fga	pct	fg-fga	pct	ft-fta	pct	off	def	tot	avg	pf	fo	ast	to	blk	stl	pts	avg	
2007-08	31-0	212/6.8	18-38	.474	0-0	.000	16-41	.390	20	26	46	1.5	43	0	1	16	8	4	52	1.7	
2008-09	11-0	136/12.4	18-43	.419	0-0	.000	17-30	.567	10	24	34	3.1	18	1	3	18	20	9	53	4.8	
TOTAL	42-0	348/8.3	36-81	.444	0-0	.000	33-71	.465	30	50	80	1.9	61	1	4	34	28	13	105	2.5	

Twany Beckham

			Total		3-Point		F-Throws		Rebounds											Scoring	
Season	gp-gs	min/avg	fg-fga	pct	fg-fga	pct	ft-fta	pct	off	def	tot	avg	pf	fo	ast	to	blk	stl	pts	avg	
2008-09	10-0	111/11.1	11-18	.611	0-0	.000	10-19	.526	1	12	13	1.3	6	0	15	13	0	6	32	3.2	
TOTAL	10-0	111/11.1	11-18	.611	0-0	.000	10-19	.526	1	12	13	1.3	6	0	15	13	0	6	32	3.2	

Riley Benock

			Total		3-Point		F-Throws		Rebounds											Scoring	
Season	gp-gs	min/avg	fg-fga	pct	fg-fga	pct	ft-fta	pct	off	def	tot	avg	pf	fo	ast	to	blk	stl	pts	avg	
2007-08	28-0	228/8.1	15-37	.405	14-33	.424	5-8	.625	2	17	19	0.7	16	0	22	16	4	4	49	1.8	
2008-09	13-0	144/11.1	12-31	.387	9-25	.360	2-2	1.000	3	14	17	1.3	9	0	10	7	2	8	35	2.7	
TOTAL	41-0	372/9.1	27-68	.397	23-58	.397	7-10	.700	5	31	36	0.9	25	0	32	23	6	12	84	2.0	

Brandon Bolen

			Total		3-Point		F-Throws		Rebounds											Scoring	
Season	gp-gs	min/avg	fg-fga	pct	fg-fga	pct	ft-fta	pct	off	def	tot	avg	pf	fo	ast	to	blk	stl	pts	avg	
2007-08	9-0	12/1.3	0-2	.000	0-1	.000	1-2	.500	1	3	4	0.4	1	0	0	3	0	0	1	0.1	
2008-09	6-0	12/2.0	1-1	1.000	0-0	.000	0-0	.000	0	0	0	0.0	0	0	0	0	0	2	2	0.3	
TOTAL	15-0	24/1.6	1-3	.333	0-1	.000	1-2	.500	1	3	4	0.3	1	0	0	3	0	2	3	0.2	

Dee Bost

			Total		3-Point		F-Throws		Rebounds											Scoring	
Season	gp-gs	min/avg	fg-fga	pct	fg-fga	pct	ft-fta	pct	off	def	tot	avg	pf	fo	ast	to	blk	stl	pts	avg	
2008-09	13-13	369/28.4	31-100	.310	16-51	.314	35-52	.673	6	31	37	2.8	35	1	56	38	0	20	113	8.7	
TOTAL	13-13	369/28.4	31-100	.310	16-51	.314	35-52	.673	6	31	37	2.8	35	1	56	38	0	20	113	8.7	

Rod Bryant

Season	gp-gs	min/avg	Total		3-Point		F-Throws		Rebounds											Scoring	
			fg-fga	pct	fg-fga	pct	ft-fta	pct	off	def	tot	avg	pf	fo	ast	to	blk	stl	pts	avg	
2007-08	5-0	5/1.0	2-3	.667	0-0	.000	0-1	.000	0	1	1	0.2	0	0	0	1	0	0	4	0.8	
2008-09	1-0	1/1.0	0-0	.000	0-0	.000	0-0	.000	0	0	0	0.0	0	0	1	0	0	0	0	0.0	
TOTAL	6-0	6/1.0	2-3	.667	0-0	.000	0-1	.000	0	1	1	0.2	0	0	1	1	0	0	4	0.7	

Christopher Gay

			Total		3-Point		F-Throws		Rebounds											Scoring	
Season	gp-gs	min/avg	fg-fga	pct	fg-fga	pct	ft-fta	pct	off	def	tot	avg	pf	fo	ast	to	blk	stl	pts	avg	
2008-09	5-0	6/1.2	0-0	.000	0-0	.000	0-0	.000	0	1	1	0.2	0	0	0	1	0	0	0	0.0	
TOTAL	5-0	6/1.2	0-0	.000	0-0	.000	0-0	.000	0	1	1	0.2	0	0	0	1	0	0	0	0.0	



2008 Mississippi State Basketball Season (Dec 31, 2008) Individual Career History

Jacquiese Holcombe

			Total		3-Point		F-Throws		Rebounds											Scoring	
Season	gp-gs	min/avg	fg-fga	pct	fg-fga	pct	ft-fta	pct	off	def	tot	avg	pf	fo	ast	to	blk	stl	pts	avg	
2008-09	7-0	83/11.9	8-14	.571	1-5	.200	4-6	.667	7	7	14	2.0	9	0	1	10	0	2	21	3.0	
TOTAL	7-0	83/11.9	8-14	.571	1-5	.200	4-6	.667	7	7	14	2.0	9	0	1	10	0	2	21	3.0	

Brian Johnson

			Total		3-Point		F-Throws		Rebounds											Scoring	
Season	gp-gs	min/avg	fg-fga	pct	fg-fga	pct	ft-fta	pct	off	def	tot	avg	pf	fo	ast	to	blk	stl	pts	avg	
2007-08	33-0	316/9.6	30-48	.625	0-2	.000	17-22	.773	34	39	73	2.2	37	0	8	35	12	14	77	2.3	
2008-09	2-0	18/9.0	0-1	.000	0-0	.000	1-2	.500	2	0	2	1.0	1	0	0	1	0	0	1	0.5	
TOTAL	35-0	334/9.5	30-49	.612	0-2	.000	18-24	.750	36	39	75	2.1	38	0	8	36	12	14	78	2.2	

Ravern Johnson

			Total		3-Point		F-Throws		Rebounds											Scoring	
Season	gp-gs	min/avg	fg-fga	pct	fg-fga	pct	ft-fta	pct	off	def	tot	avg	pf	fo	ast	to	blk	stl	pts	avg	
2007-08	29-0	187/6.4	31-65	.477	7-24	.292	4-10	.400	10	20	30	1.0	10	0	10	12	4	3	73	2.5	
2008-09	13-13	377/29.0	53-112	.473	27-56	.482	14-18	.778	18	37	55	4.2	20	0	16	25	8	6	147	11.3	
TOTAL	42-13	564/13.4	84-177	.475	34-80	.425	18-28	.643	28	57	85	2.0	30	0	26	37	12	9	220	5.2	

Taylor Luczak

			Total		3-Point		F-Throws		Rebounds											Scoring	
Season	gp-gs	min/avg	fg-fga	pct	fg-fga	pct	ft-fta	pct	off	def	tot	avg	pf	fo	ast	to	blk	stl	pts	avg	
2008-09	4-0	6/1.5	2-2	1.000	0-0	.000	0-0	.000	0	0	0	0.0	0	0	0	0	0	0	4	1.0	
TOTAL	4-0	6/1.5	2-2	1.000	0-0	.000	0-0	.000	0	0	0	0.0	0	0	0	0	0	0	4	1.0	

Romero Osby

			Total		3-Point		F-Throws		Rebounds											Scoring	
Season	gp-gs	min/avg	fg-fga	pct	fg-fga	pct	ft-fta	pct	off	def	tot	avg	pf	fo	ast	to	blk	stl	pts	avg	
2008-09	13-0	201/15.5	25-55	.455	3-13	.231	31-39	.795	9	34	43	3.3	27	1	7	12	4	4	84	6.5	
TOTAL	13-0	201/15.5	25-55	.455	3-13	.231	31-39	.795	9	34	43	3.3	27	1	7	12	4	4	84	6.5	

Barry Stewart

			Total		3-Point		F-Throws		Rebounds											Scoring	
Season	gp-gs	min/avg	fg-fga	pct	fg-fga	pct	ft-fta	pct	off	def	tot	avg	pf	fo	ast	to	blk	stl	pts	avg	
2006-07	35-0	848/24.2	96-240	.400	68-174	.391	82-107	.766	28	83	111	3.2	51	0	43	27	5	32	342	9.8	
2007-08	34-34	1214/35.7	129-337	.383	62-186	.333	71-102	.696	46	111	157	4.6	80	2	88	78	4	44	391	11.5	
2008-09	13-13	379/29.2	44-124	.355	18-61	.295	28-41	.683	8	32	40	3.1	30	0	22	23	6	14	134	10.3	
TOTAL	82-47	2441/29.8	269-701	.384	148-421	.352	181-250	.724	82	226	308	3.8	161	2	153	128	15	90	867	10.6	

Phil Turner

			Total		3-Point		F-Throws		Rebounds											Scoring	
Season	gp-gs	min/avg	fg-fga	pct	fg-fga	pct	ft-fta	pct	off	def	tot	avg	pf	fo	ast	to	blk	stl	pts	avg	
2007-08	30-11	498/16.6	41-124	.331	24-79	.304	15-27	.556	18	66	84	2.8	43	1	25	28	10	26	121	4.0	
2008-09	13-4	223/17.2	24-53	.453	7-23	.304	23-29	.793	10	37	47	3.6	22	0	19	21	4	13	78	6.0	
TOTAL	43-15	721/16.8	65-177	.367	31-102	.304	38-56	.679	28	103	131	3.0	65	1	44	49	14	39	199	4.6	

Jarvis Varnado

			Total		3-Point		F-Throws		Rebounds											Scoring	
Season	gp-gs	min/avg	fg-fga	pct	fg-fga	pct	ft-fta	pct	off	def	tot	avg	pf	fo	ast	to	blk	stl	pts	avg	
2006-07	35-13	473/13.5	75-116	.647	0-1	.000	24-45	.533	61	85	146	4.2	74	1	11	19	67	12	174	5.0	
2007-08	34-34	968/28.5	109-170	.641	1-2	.500	50-100	.500	75	189	264	7.8	99	5	18	41	157	18	269	7.9	
2008-09	13-13	376/28.9	71-112	.634	0-0	.000	40-65	.615	41	89	130	10.0	24	0	9	24	78	4	182	14.0	
TOTAL	82-60	1817/22.2	255-398	.641	1-3	.333	114-210	.543	177	363	540	6.6	197	6	38	84	302	34	625	7.6	