

MISSISSIPPI STATE BULLDOGS

Gregg Ellis, Media Relations Contact • 662.325.3595 (O) or 662.322.0145 (C)

gellis@athletics.msstate.edu • www.msstateathletics.com

P.O. Box 5308, Mississippi State, MS 39762



MISSISSIPPI STATE (12-2) AT WESTERN KENTUCKY (7-4)

Monday, Jan. 4, 2010 • 8 p.m. CT

E.A. Diddle Arena (7,326), San Diego, CA

TV: CSS

Announcers: PxP, Matt Stewart

Analyst, Wimp Sanderson

Series Record: MSU leads, 3-2

Last Meeting: MSU, 95-67 (1-5-09, Starkville)

XM Radio: 199

Officials: Doug Sirmons, Patrick Evans, Terry Moore



MONDAY'S PROJECTED STARTING LINEUP

MISSISSIPPI STATE

3 G Dee Bost, So., 6-2, 170
2 G Ravern Johnson, Jr., 6-7, 175
22 G Barry Stewart, Sr., 6-3, 170
24 F Kodi Augustus, Jr., 6-8, 220
32 F Jarvis Varnado, Sr., 6-9, 230

Top Reserves: G Riley Benock,
G Phil Turner

WESTERN KENTUCKY

4 G AJ Slaughter, Sr., 6-3, 180
10 G Caden Dickerson, Fr., 6-4, 185
14 G Jamal Crook, Fr., 6-3, 165
30 F Steffphon Pettigrew, Jr., 6-5, 225
40 C Jeremy Evans, Sr., 6-9, 190

Top Reserves: F Jordan Swing,
G Anthony Sally

CAN YOU SAY ROAD WARRIORS

It's back on the road for Mississippi State, a theme that's been quite common for the Bulldogs this season.

The trip to Bowling Green, Ky., to face the Hilltoppers is MSU's eighth this year away from the friendly confines of Humphrey Coliseum, the most in non-conference play since having nine in 2004-05.

Talk about logging some serious frequent flyer miles. How many, you ask? To be exact, it's 13,735.4.

DECEMBER PERFECTION

Mississippi State travels to Western Kentucky sporting a nine-game winning streak after posting a perfect 8-0 mark in the month of December. It's the third time with **Rick Stansbury** at the helm MSU has gone undefeated in December (2002-02 and 2003-04). Before that, perfection was last achieved in 1978-79.

VARNADO'S COUNTDOWN TO HISTORY

Following his two-block performance at San Diego last Thursday, **Jarvis Varnado** now has a nation-best 71 for the year and 465 for his career.

As a result, the Brownsville, Tenn., native is 70 shy of tying the NCAA mark of 535 held by former Louisiana-Monroe standout Wojciech Mydra (1998-2002).

Varnado, who has led the nation the past two years in this category, is currently fourth all-time in the NCAA record books, 16 behind Tim Duncan (Wake Forest), who totaled 481.

To get the record by the end of the regular season, Varnado needs to average 4.1 blocks in the next 17 games.

NATION'S LEADER EVEN AFTER SMALLEST OUTPUT

Mississippi State continues to lead the nation with 144 made 3-pointers despite its last outing at San Diego.

Against the Toreros, the Bulldogs had season lows in 3-pointers made (6) and attempted (14).

MSU BY THE NUMBER

10 — Mississippi State hasn't won 10-consecutive games since opening the 2003-04 campaign 13-0.

2009-10 MISSISSIPPI STATE SCHEDULE

Date	Opponent	Score/Time
N 13	Rider	L 88-74
N 19	Southeastern Louisiana	W 82-67
N 21	Bethune-Cookman	W 67-51
N 24	Texas-Pan American	W 75-50
N 27	@vs. Richmond (FCS)	L 63-62
N 28	@vs. Old Dominion	W 69-55
D 5	St. Bonaventure	W 105-53
D 10	#vs. DePaul (ESPN2)	W 76-45
D 12	%vs. UCLA (Fox Sports Net)	W 72-54
D 16	Wright State (ESPN2)	W 80-69
D 19	at Houston (CSS)	W 70-64
D 22	Centenary (at Jackson)	W 88-51
D 28	Mississippi Valley State	W 73-45
D 31	at San Diego	W 77-68
J 4	at Western Kentucky (CSS)	8 p.m.
J 9	at Ole Miss (SEC Network)	12:30 p.m.
J 14	Arkansas (ESPNU)	6 p.m.
J 16	Georgia (ESPN or ESPN2)	2 p.m.
J 23	at Alabama (CBS)	11 a.m.
J 28	at Arkansas (ESPN or ESPN2)	8 p.m.
J 30	LSU (SEC Network)	12:30 p.m.
F 3	at Vanderbilt (SEC Network)	7 p.m.
F 6	at Florida (SEC Network)	12:30 p.m.
F 11	Ole Miss (ESPN or ESPN2)	8 p.m.
F 13	Auburn (FSN)	6 p.m.
F 16	Kentucky (ESPN)	8 p.m.
F 20	at LSU (SEC Network)	3 p.m.
F 24	Alabama (CSS)	8 p.m.
F 27	at South Carolina (ESPN)	5 p.m.
M 3	at Auburn (SEC Network)	7 p.m.
M 6	Tennessee (ESPN)	5 p.m.
M 11-14	SEC Tournament (Nashville)	TBA

@ - South Padre Island Invitational

- SEC/Big East Challenge (Tampa, FL)

% - John R. Wooden Classic (Anaheim, CA)

COACHING FACTS

MISSISSIPPI STATE

Coach: Rick Stansbury

Record at MSU: 243-130, 12th year

Overall Record: Same

WESTERN KENTUCKY

Coach: Ken McDonald

Record at Western Kentucky: 32-13, 2nd year

Career Record: Same

Statistical Comparison

<u>2009-10 Stats</u>	MSU	WKU
2009-10 Record	12-2	7-4
Conference Record	0-0	1-0
Scoring	76.4	68.4
Scoring Defense	58.8	68.5
Scoring Margin	+17.6	-0.2
Field Goal Pct.	46.8	44.0
Opp.FG Pct.	35.7	45.4
3-Point FG Pct.	41.9	31.1
Opp. 3-Point FG Pct.	33.6	33.7
Free Throw Pct.	69.8	70.1
Opp. FT Pct.	64.1	68.6
Rebounding Average	42.0	34.2
Opp. Rebounding Avg.	33.4	34.3
Rebound Margin	+8.6	-0.1
Assists	13.6	11.3
Turnovers	13.3	13.5
Turnover Margin	-2.4	+1.0
Steals	5.6	6.3
Blocked Shots	8.4	3.2

Statistical Leaders

Scoring

MSU	PPG	WKU	PPG
Johnson.....	15.0	Slaughter	16.5
Varnado	14.1	Pettigrew	13.5

Rebounding

MSU	RPG	WKU	RPG
Varnado	10.8	Pettigrew	7.0
Augustus.....	5.6	Kersch	6.9

Assists

MSU	APG	WKU	APG
Bost	5.4	Slaughter	3.9
Stewart	2.8	Sally	2.8

Blocks

MSU	BPG	WKU	BPG
Varnado	5.1	Evans	1.9
Augustus.....	0.8	Pettigrew	0.5

Steals

MSU	SPG	WKU	SPG
Turner	1.4	Slaughter	1.6
Bost	1.4	Sally	1.0

Field Goal Percentage (70 minimum)

MSU	FG%	WKU	FG%
Varnado	64.2	Evans	57.7
Johnson	53.8	Pettigrew	46.2

3-Point FG Percentage (39 minimum)

MSU	3FG%	WKU	3FG%
Johnson	49.5	Slaughter	37.3
Bost	40.0	Kersch	33.3

Free Throw Percentage (30 minimum)

MSU	FT%	WKU	FT%
Augustus.....	75.6	Slaughter	80.0
Bost	75.6	Evans	71.8

MSTATE 68-13 AGAINST SUN BELT CONFERENCE

Entering Monday's showdown against Western Kentucky, the Bulldogs are 68-13 against the 13 teams that currently comprise the Sun Belt Conference. The only league team MSU has yet to battle is Florida Atlantic.

MSU has faced Louisiana-Lafayette the most (15 games) and holds an 11-4 advantage. The second-most common foe are the Warkhawks of Louisiana-Monroe (14), a team the Bulldogs defeated last year, 78-49.

Also last year, MSU knocked off South Alabama to improve to 11-1 against the Jaguars.

MSU against the Sun Belt Conference (MSU leads, 68-13)

<u>Opponent</u>	<u>Record Against</u>	<u>Opponent</u>	<u>Record Against</u>
Arkansas-Little Rock	3-1	Middle Tennessee	1-0
Arkansas State	9-1	New Orleans	7-1
Denver	1-0	North Texas	1-0
Florida International	2-0	South Alabama	11-1
Louisiana-Lafayette	11-4	Troy	7-0
Louisiana-Monroe	12-2	Western Kentucky	3-2

MSU ENJOYS MORE NON-CONFERENCE SUCCESS

Including last year's 10-6 ledger against non-conference foes coupled with this year's 12-2 mark, MSU has compiled a dominant 133-41 (.764) record against non-conference opponents during the **Rick Stansbury** era (since 1998-99), including a 125-32 (.796) regular-season.

MISSISSIPPI STATE'S RECORD WHEN . . .

During the **Rick Stansbury** era, the Bulldogs are: 193-27 when leading at halftime (11-0 this year); 170-32 (8-0) when shooting 45 percent or better from the field; 202-61 (12-0) when the opposition shoots less than 45 percent from the field; 194-69 (10-1) when out-rebounding or tying opponents; and 149-26 (9-1) when holding opponents to 65 points or less.

JANUARY RECORD UNDER STANSBURY

Including last year's 6-2 mark, the Bulldogs are 45-39 (.536) in the month of January since **Rick Stansbury** was named head coach.

Dating back to the 1987-88 season when Richard Williams was overseeing the program, Mississippi State owns a composite ledger of 88-79 (.527) in January.

STEWART, VARNADO CLOSING IN ON MILESTONES

From 2000-03, Derrick Zimmerman played in 127 games. From 1980-83, Kalpatrick Wells started 110 games.

Both are school records. Both are likely to fall later this year.

Currently, **Jarvis Varnado** has played in 119 and has drawn 97 starts, while fellow senior **Barry Stewart** has appeared in 119 games with 84 starts to his credit.

Stewart is also likely to break Jeff Malone's minutes-played record of 3,851. He currently has 3,659 and needs to average around 11.4 minutes for the rest of the regular season to set a new mark. Currently, he's averaging 32.7 minutes through the first 14 games.

BOMBS AWAY . . . FIRING ON ALL CYLINDERS

Last year, Mississippi State set a single-season record with 296 made 3-pointers. Already, the Bulldogs are ahead of that pace.

MSU has connected on 144 of its 344 attempts through the first 14 games. In comparison, State was 94 of 269 through the first 14 games last year. If the pace continues, the Bulldogs will finish with 319 in just the regular season.

Ravarn Johnson leads MSU with 45 3-pointers on 91 attempts and is on pace to finish with 100, which would be a single-season record. Darryl Wilson currently holds the top two spots with 97 in 1996 and 94 in 1995.

Through 14 games a year ago, Johnson was 29 of 64 and was one of the best in the nation as far as percentage was concerned.

MISSISSIPPI STATE BY THE NUMBERS

GAME-BY-GAME SPECIALTY STATS (MSU First)

<u>Opponent</u>	<u>Bench</u>	<u>Paint</u>	<u>Off TO</u>	<u>2nd Chance</u>	<u>Fast Break</u>
Rider	12/13	30/36	3/20	8/13	4/8
SE Louisiana	12/22	30/28	16/10	17/4	4/2
Bethune-Cookman	18/26	32/22	19/17	11/2	4/2
UT-Pan Am	22/20	36/20	9/9	14/8	2/4
Richmond	8/7	21/22	10/14	22/4	0/2
Old Dominion	3/9	16/28	16/10	12/11	2/4

St. Bonaventure	26/30	34/34	17/10	10/7	2/2
DePaul	23/5	20/16	20/9	13/9	2/6
UCLA	15/12	26/26	9/11	7/13	7/15
Wright State	17/7	22/10	19/18	5/17	5/3
Houston	3/9	22/20	5/18	11/9	3/9
Centenary	31/21	28/14	18/4	20/3	8/2

MVSU	18/17	22/20	13/3	12/15	4/0
San Diego	15/6	14/2	17/21	11/9	0/0

Western Kentucky
Ole Miss
Arkansas
Georgia

Alabama
Arkansas
LSU
Vanderbilt
Florida
Ole Miss

Auburn
Kentucky
LSU
Alabama
South Carolina
Auburn
Tennessee

SEC Tournament
NCAA Tournament

GAME-BY-GAME LEAD/DEFICIT

<u>Opponent</u>	<u>Largest Lead</u>	<u>Largest Deficit</u>	<u>Final Score</u>
Rider	11-2, 11:57 (1st)	82-69, 1:54 (2nd)	L, 88-74
SE Louisiana	79-61, 1:19 (2nd)	Never trailed	W, 82-67
Bethune-Cookman	67-45, 1:29 (2nd)	16-15, 8:37 (1st)	W, 67-51
UT-Pan Am	75-50, 0:21 (2nd)	Never trailed	W, 75-50
Richmond	62-57, 2:07 (2nd)	18-4, 11:52 (1st)	L, 63-62
Old Dominion	69-55, 0:12 (2nd)	4-0, 17:13 (1st)	W, 69-55

St. Bonaventure	105-50, 2:20 (2nd)	Never trailed	W, 105-53
DePaul	61-30, 9:15 (2nd)	Never trailed	W, 76-45
UCLA	45-21, 19:07 (2nd)	Never trailed	W, 72-54
Wright State	59-52, 15:10 (2nd)	Never trailed	W, 80-69
Houston	43-34, 10:00 (2nd)	24-15, 9:29 (1st)	W, 70-64
Centenary	84-41, 5:07 (2nd)	7-6, 15:47 (1st)	W, 88-51

MVSU	51-22, 16:41 (2nd)	4-0, 17:57 (1st)	W, 73-45
San Diego	58-46, 7:35 (2nd)	7-2, 16:16 (1st)	W, 77-68

Western Kentucky
Ole Miss
Arkansas
Georgia

Alabama
Arkansas
LSU
Vanderbilt
Florida
Ole Miss

Auburn
Kentucky
LSU
Alabama
South Carolina
Auburn
Tennessee

SEC Tournament
NCAA Tournament

2009-10 Bulldog Bites

AS THE MEN DO, SO DO THE WOMEN

●While the Mississippi State men led the SEC and was second in the nation in blocked shots (7.5) per outing last year, the Lady Bulldogs (6.2) finished tops in the SEC and fifth nationally. Jarvis Varnado leads the nation with 165 and Lady Bulldog standout Chanel Mokango was ninth with 97. MSU was the only BCS school where the men and the women led their conference in blocked shots.

MAKING THE 3S OFF THE COURT

●In the spring, MSU not only excelled on the court, it put up impressive numbers in the classroom, too. The 16 players on the roster posted an overall GPA of 2.68, the second-highest average in two years. Seven players finished with a GPA of 3.0 or better, while two had a 4.0.

OVERCOMING MAJOR DEFICITS

●Three times last year, MSU has rallied from double-digit deficits – Arkansas (15) and South Carolina twice (10 both times) . The most a Rick Stansbury-coached team has battled back from is 20 (Kentucky, 1-5-02).

ALL-TIME WINNINGEST SEC COACHES

1. Adolph Rupp, UK	875
2. Dale Brown, LSU	448
T3. C.M Newton, Bama/Vandy	340
T3. Harry Rabenhorst, LSU	340
4. Billy Donovan, UF	320
T5. Tubby Smith, UG/UK	308
17. Rick Stansbury, MSU	243
20. Mark Gottfried, Bama	212
26. Kevin Stallings, Vandy	199
T29. Babe McCarthy, MSU	169
T29. Emmett Lowery, UT	160
31. Bonnie Graham, UM	144

ALL-TIME SEC DIVISIONAL TITLES

1. Tubby Smith, UK	7
T2. Rick Stansbury, MSU	4
T2. Billy Donovan, UF	4
T2. Nolan Richardson, AR	4
T2. Rick Pitino, UK	4

MISSISSIPPI STATE BY THE NUMBERS

MSU'S 2008-09 RECORD WHEN . . .

Leads at Halftime	11-0
Trails at Halftime	0-2
Is Tied at Halftime	1-0
Shoots 45% or better from the field	8-0
Shoots less than 45% from the field	4-2
Opp. shoots less than 45% from the field	12-0
Opp. shoots 45% or better from the field	0-2
Outrebounds (or ties) the opponent	10-1
Outrebounded by the opponent	2-1
Fewer (or ties) TOs than opponent	4-1
More TOs than opponent	8-1
Holds opponents to 65 points or less	9-1
In games decided by 10 points or less	1-1

MSU'S 2008-09 RECORD IN . . .

All Games	12-2
Home Games	6-1
Road Games	2-0
Neutral-sites	4-1
Non-SEC Games	12-2
Non-SEC Home Games	6-1
Non-SEC Road Games	2-0
Non-SEC Neutral-site Games	4-1
SEC Games	0-0
SEC Home Games	0-0
SEC Road Games	0-0
SEC Tournament	0-0
Games vs. SEC Western Division	0-0
Games vs. SEC Eastern Division	0-0
November Games	4-2
December Games	8-0
January Games	0-0
February Games	0-0
March Games	0-0
Monday Games	1-0
Tuesday Games	2-0
Wednesday Games	1-0
Thursday Games	3-0
Friday Games	0-2
Saturday Games	5-0
Sunday Games	0-0
Overtime Games	0-0
Television Games	4-1
Games vs. Ranked Opponents	0-0

MISC. 2008-09 TEAM STATS

Largest Lead Surrendered in Loss:

9, vs. Rider (11-13-09)

Largest Deficit Overcome in Win:

9, at Houston (12-19-09)

Largest Lead at Anytime:

55, vs. St. Bonaventure (12-5-09)

Largest Deficit Anytime:

14, vs. Rider (11-13-09) & Richmond (11-27-09)

MISCELLANEOUS MSU INDIVIDUAL STATISTICS

Games Scoring in Double Figures: Johnson 13, Varnado 12, Stewart 11, Bost 9, Augustus 5, Osby 2, Turner 2

Games Scoring 20-plus Points: Johnson 3, Varnado 3, Stewart, Bost

Games Rebounding in Double Figures: Varnado 7, Augustus, Turner

Games With Double Figures in Assists: Bost

Games With Double-Doubles: Varnado 7, Turner

Games As Team High Scorer (or co-leader): Johnson 8, Varnado 5, Bost 3, Stewart 2

Games As Team High Rebounder (or co-leader): Varnado 10, Turner 3, Augustus, Bost

Games As Team Leader in Assists (or co-leader): Bost 11, Stewart 3, Turner

Games As Team Leader in Steals (or co-leader): Turner 6, Bost 6, Varnado 2, Augustus 2, Johnson, Benock, Stewart

Games As Team Leader in Turnovers (or co-leader): Bost 7, Varnado 2, Osby 2, Benock 2, Stewart 2, Turner, Johnson, Riek, Luczak, Augustus

MSU'S RECORD BY STARTING LINEUP

Bost, Stewart, Johnson, Varnado, Augustus 9-2

Bost, Stewart, Johnson, Varnado, Turner 3-0

GAME-BY-GAME STARTERS

<u>Opponent</u>	<u>Date</u>	<u>Guard</u>	<u>Guard</u>	<u>Guard</u>	<u>Forward</u>	<u>Forward</u>	<u>Record</u>
Rider	11/13/09	Bost	Stewart	Johnson	Augustus	Varnado	0-1
SE Louisiana	11/19/09	Bost	Stewart	Johnson	Turner	Varnado	1-1
Bethune-Cookman	11/21/09	Bost	Stewart	Johnson	Turner	Varnado	2-1
UT-Pan Am	11/24/09	Bost	Stewart	Johnson	Turner	Varnado	3-1
Richmond	11/27/09	Bost	Stewart	Johnson	Augustus	Varnado	3-2
Old Dominion	11/28/09	Bost	Stewart	Johnson	Augustus	Varnado	4-2
St. Bonaventure	12/05/09	Bost	Stewart	Johnson	Augustus	Varnado	5-2
DePaul	12/10/10	Bost	Stewart	Johnson	Augustus	Varnado	6-2
UCLA	12/12/09	Bost	Stewart	Johnson	Augustus	Varnado	7-2
Wright State	12/16/09	Bost	Stewart	Johnson	Augustus	Varnado	8-2
Houston	12/19/09	Bost	Stewart	Johnson	Augustus	Varnado	9-2
Centenary	12/22/09	Bost	Stewart	Johnson	Augustus	Varnado	10-2
MVSU	12/28/09	Bost	Stewart	Johnson	Augustus	Varnado	11-2
San Diego	12/31/09	Bost	Stewart	Johnson	Augustus	Varnado	12-2
Western Kentucky	1/04/10						
Ole Miss	1/09/10						
Arkansas	1/14/10						
Georgia	1/16/10						
Alabama	1/23/10						
Arkansas	1/28/10						
LSU	1/30/10						
Vanderbilt	2/03/10						
Florida	2/06/10						
Ole Miss	2/11/10						
Auburn	2/13/10						
Kentucky	2/16/10						
LSU	2/20/10						
Alabama	2/24/10						
South Carolina	2/27/10						
Auburn	3/03/10						
Tennessee	3/06/10						
SEC Tournament							
NCAA Tournament							

Win-Loss Differential

Diff.	1	2	3	4	5	6	7	8	9	10	11	12	13	14	15	16	17	18	19	20	21	22	23	24	25+
Won						1			1		1			1	1	1		1							5
Lost	1													1											

2009-10 MISSISSIPPI STATE ROSTER

National Polls

(Dec. 28, 2009)

Associated Press

1. Kansas
2. Texas
3. Kentucky
4. Purdue
5. Syracuse
6. West Virginia
7. Duke
8. Villanova
9. North Carolina
10. Connecticut
11. Michigan State
12. Kansas State
13. Georgetown
14. Tennessee
15. Ohio State
16. Ole Miss
17. Washington
18. Temple
19. New Mexico
20. Texas Tech
21. Clemson
22. Florida State
23. Wisconsin
24. UAB
25. Northwestern

USA Today/ESPN

1. Kansas
2. Texas
3. Kentucky
4. Purdue
5. Syracuse
6. West Virginia
7. Duke
8. Villanova
9. North Carolina
10. Connecticut
11. Michigan State
12. Kansas State
13. Georgetown
14. Tennessee
15. Ohio State
16. Washington
17. New Mexico
18. Clemson
19. Temple
20. Georgia Tech
21. Ole Miss
22. Gonzaga
23. Butler
24. Texas Tech
25. Florida State

No.	Name	Pos.	Ht.	Wt.	Yr.	Exp.	Hometown (Prev School)
1	Renardo Sidney	F	6-10	270	Fr.	HS	Jackson, MS (Fairfax [CA])
2	Ravern Johnson	G	6-7	175	Jr.	2L	Lyon, MS (Coahoma County HS)
3	Dee Bost	G	6-2	170	So.	1L	Concord, NC (Hargrave Military Academy)
4	Twany Beckham*	G	6-5	190	So.	1L	Louisville, KY (New Hampton [NH] School)
5	Romero Osby	F	6-8	230	So.	1L	Meridian, MS (Northeast Lauderdale HS)
10	Shaun Smith	G	6-6	195	Fr.	HS	Brooksville, MS (Noxubee County HS)
12	Charles Parker	G	5-10	154	Fr.	HS	McKinney, TX (McKinney HS)
15	Riley Benock	G	6-4	180	Jr.	2L	Battletown, KY (Meade County HS)
20	Taylor Luczak	F	6-8	220	So.	1L	Glens Falls, NY (Glen Falls HS)
21	Baxter Price	G	5-9	145	Fr.	HS	Brandon, MS (Northwest Rankin HS)
22	Barry Stewart	G	6-3	170	Sr.	3L	Shelbyville, TN (Shelbyville Central HS)
24	Kodi Augustus	F	6-8	220	Jr.	2L	Baton Rouge, LA (Maine Central Institute)
25	Phil Turner	G	6-3	170	Jr.	2L	Grenada, MS (Grenada HS)
30	Wendell Lewis	C	6-8	240	Fr.	HS	Selma, AL (Selma HS)
32	Jarvis Varnado	F	6-9	230	Sr.	3L	Brownsville, TN (Haywood HS)
33	Brandon Bolen*	G	6-3	195	Jr.	2L	Madison, MS (Madison-Ridgeland Academy)
45	Elgin Bailey	F	6-8	265	Jr.	2L	New Orleans, LA (Belaire HS)
50	John Riek	F	7-1	242	Fr.	HS	Khartoum, Sudan (IMG Academy [FL])

* Is redshirted this year.

COACHING STAFF

Head Coach: Rick Stansbury**Assistant Coach:** Robert Kirby**Assistant Coach:** Phil Cunningham**Assistant Coach:** Marcus Grant**Director of Operations:** Talvis Franklin

SUPPORT STAFF

Athletic Trainer: Scott Johnson**Strength & Conditioning:** Richard Akins**Basketball Media Relations Director:** Gregg Ellis

PRONUNCIATION GUIDE

Kodi Augustus: CO-dee**Twany Beckham:** TWAH-nee**Riley Benock:** BEE-knock**Ravern Johnson:** RAY-vern**Wendell Lewis:** WIN-dell**Taylor Luczak:** LOU-sack**Romero Osby:** Ro-mare-oh OZ-bee**John Riek:** REEK**Jarvis Varnado:** Vur-NAR-doe

AN INSIDE LOOK AT THE 2009-10 BULLDOGS

SQUAD BREAKDOWN

BY CLASS

Seniors (2):

Barry Stewart, Jarvis Varnado

Juniors (6)

Kodi Augustus, Elgin Bailey,
Riley Benock, Brandon Bolen,
Ravern Johnson, Phil Turner

Sophomores (4)

Twany Beckham, Dee Bost,
Taylor Luczak, Romero Osby

Freshman (6)

Wendell Lewis, Charles Parker,
Baxter Price, John Riek,
Renardo Sidney, Shaun Smith

BIRTHDAYS

Barry Stewart (Feb. 4, 1988)
Jarvis Varnado (March 1, 1988)
Brandon Bolen (March 21, 1988)

Romero Osby (May 7, 1990)

Riley Benock (June 7, 1989)

Charles Parker (June 30, 1990)

Ravern Johnson (July 21, 1988)

Wendell Lewis (Sept. 21, 1989)

Dee Bost (Oct. 12, 1989)

Taylor Luczak (Oct. 15, 1988)

Elgin Bailey (Oct. 20, 1987)

Phil Turner (Oct. 27, 1987)

John Riek (Nov. 1, 1989)

Kodi Augustus (Nov. 2, 1987)

Baxter Price (Nov. 4, 1990)

Twany Beckham (Nov. 14, 1988)

Shaun Smith (Nov. 19, 1990)

Renardo Sidney (Dec. 6, 1989)

Rick Stansbury (Dec. 23, 1959)

SQUAD BREAKDOWN BY
STATE

Mississippi (7)

Brandon Bolen, Ravern Johnson,

Romero Osby, Baxter Price,
Renardo Sidney, Shaun Smith,
Phil Turner

Tennessee (2)

Barry Stewart, Jarvis Varnado

Kentucky (2)

Twany Beckham, Riley Benock

Louisiana (2)

Kodi Augustus, Elgin Bailey

Alabama (1)

Wendell Lewis

North Carolina (1)

Dee Bost

New York (1)

Taylor Luczak

Texas (1)

Charles Parker

GENERAL INFORMATION

Location: _____ Starkville, Mississippi
 Founded: _____ February 28, 1878
 Enrollment: _____ 18,601
 Conference: _____ SEC (Western Division)
 Nickname: _____ Bulldogs
 Colors: _____ Maroon (PMS 202) & White
 Arena: _____ Humphrey Coliseum (10,500)
 President: _____ Dr. Mark E. Keenum
 Director of Athletics: _____ Greg Byrne
 Faculty Representative: _____ Dr. Steven C. Turner

BASKETBALL HISTORY

First Year of Basketball: _____ 1908-09
 Number of Seasons: _____ 98th
 All-Time Record: _____ 1,260-1,046
 All-Time SEC Record: _____ 525-675
 Total Number of Head Coaches: _____ 18
 Humphrey Coliseum Record: _____ 347-132
 20-Win Seasons: _____ 14
 NCAA Tournament Appearances: _____ 10
 NCAA Tournament Record: _____ 11-10
 NCAA Tournament Final Fours: _____ 1
 (1996, lost to Syracuse 77-69 in semis)
 NIT Appearances: _____ 6
 NIT Record: _____ 6-6
 NIT Final Fours: _____ 1
 (2007, lost 63-62 to West Virginia in semis)
 SEC Championships: _____ 6
 (2004, 1991, 1963, 1962, 1961, 1959)
 SEC Tournament Championships: _____ 3
 (2009, 2002 and 1996)
 SEC Tournament Record: _____ 25-46
 SEC Western Division Titles: _____ 6
 (2008, 2007, 2004, 2003, 1996, 1995)

BASKETBALL STAFF

Head Coach: _____ Rick Stansbury
 Alma Mater, Year: _____ Campbellsville, 1982
 Record at MSU/Years: _____ 243-130/12
 Career Record/Years: _____ 243-130/12
 Phone: _____ 662-325-3800
 Assistant Coach: _____ Robert Kirby
 Assistant Coach: _____ Phil Cunningham
 Assistant Coach: _____ Marcus Grant
 Director of Operations: _____ Talvis Franklin
 Video Coordinator: _____ Bennie Ashford
 Strength Coach: _____ Richard Akins
 Athletic Trainer: _____ Scotty Johnson
 Administrative Asst.: _____ Suzanne Cook
 Media Relations Contact: _____ Gregg Ellis
 Office Phone: _____ 662-325-3595
 Cell Phone: _____ 662-322-0145
 Fax: _____ 662-325-3654
 Email: _____ gellis@athletics.msstate.edu

TEAM INFORMATION

2008-09 Overall Record _____ 23-13
 2008-09 SEC Record _____ 9-7
 SEC Finish: _____ 3rd (Western Division)
 National Ranking: _____ n/a
 Starters Returning/Lost: _____ 5/0
 Letterwinners Returning/Lost: _____ 12/4
 Newcomers: _____ 6
 Roster (Sr./Jr./So./Fr.): _____ (2/6/4/6)

MSU KNOWS HOW TO WIN GAMES AT 'THE HUMP'

Over the course of the last decade, Mississippi State's Humphrey Coliseum has become a difficult venue for opposing teams. Since the 2006-07 season, the Bulldogs have posted a 45-12 mark for an .789 winning percentage. With a 13-5 mark last year, the Bulldogs have reached twin-digit home wins during each of coach Rick Stansbury's first 11 seasons at the MSU helm.

Mississippi State is now 141-34 (.806) overall at Humphrey Coliseum under Stansbury's direction, including a 65-23 (.739) SEC mark and a 76-11 (.874) record against non-conference opponents.

The Bulldogs have compiled a 35-season composite record of 347-132 (.724) at "The Hump" since Mississippi State's basketball facility opened prior to the 1975-76 campaign.

TRACKING MSU' HOME SUCCESS UNDER RICK STANSBURY

Season	Overall		SEC		Non-SEC	
	Record	Win %	Record	Win %	Record	Win %
1998-99	12-2	.857	6-2	.750	6-0	1.000
1999-00	10-4	.714	4-4	.500	6-0	1.000
2000-01	13-4	.765	6-2	.750	7-2	.778
2001-02	13-1	.929	7-1	.875	6-0	1.000
2002-03	12-2	.857	7-1	.875	5-1	.833
2003-04	12-2	.857	6-2	.750	6-0	1.000
2004-05	11-2	.846	6-2	.750	5-0	1.000
2005-06	11-5	.688	5-3	.625	6-2	.750
2006-07	16-3	.842	6-2	.750	10-1	.909
2007-08	12-3	.800	7-1	.875	5-2	.714
2008-09	13-5	.722	5-3	.667	8-2	.750
2009-10	6-1	.857	--	---	6-1	.857
11-Year Totals	141-34	.806	65-23	.739	76-11	.874

STANSBURY TEAMS IN THE SEC TOURNAMENT

SEC TOURNAMENT FINAL APPEARANCES SINCE 1998-99

Kentucky	5
Arkansas	4
Florida	4
MISSISSIPPI STATE	3
Alabama	1
Arkansas	1
Auburn	1
Georgia	1
Ole Miss	1
Tennessee	1

SEC TOURNAMENT SEMIFINAL APPEARANCES SINCE 1998-99

MISSISSIPPI STATE	6
Kentucky	6
LSU	6
Arkansas	5
Florida	5
Auburn	4
South Carolina	4
Alabama	2
Ole Miss	2
Tennessee	2
Vanderbilt	1
Georgia	1

TOP SEC TOURNAMENT RECORDS SINCE 1998-99

Kentucky	18-7
Florida	16-8
MISSISSIPPI STATE	14-9
Arkansas	13-10
South Carolina	11-11
LSU	10-11
Alabama	8-11
Georgia	6-9
Auburn	6-11
Vanderbilt	6-11
Tennessee	6-11
Ole Miss	6-11

THE LAST TIME . . .

THE LAST TIME AN MSU PLAYER ...

Scored 30 or more points in a game:

31, Jarvis Varnado vs. LSU (2-11-09)

Scored 34 or more points in a game:

34, Charles Rhodes vs. Oregon (3-21-08)

Scored 35 or more points in a game:

36, Jeff Malone at Ole Miss (2-19-83)

Scored 37 or more points in a game:

39, Jeff Malone vs. Alabama (1-31-83)

Scored 40 or more points in a game:

40, Rickey Brown vs. Auburn (3-7-77)

Scored 20+ points in back-to-back games:

Ravarn Johnson (20 vs. Centenary 12-22-09 and 22 vs. MVSU on 12-28-09).

Scored 20+ points in three-consecutive games:

Jarvis Varnado (21 vs. South Alabama; 23 vs. Cincinnati; 24 vs. Nicholls, 2008-09)

Scored 20+ points in five-consecutive games:

Jeff Malone, 1982-83 (11 consecutive)

Scored 30+ points in back-to-back games:

Jeff Malone (36 at Ole Miss & 30 vs. Georgia, 1982-83)

Scored 30+ points in three-consecutive games:

Jeff Malone (33 at LSU; 36 at Ole Miss & 30 vs. Georgia, 1982-83)

Made 10 or more field goals in a game:

10, Jarvis Varnado vs. LSU (2-11-09)

Made 11 or more field goals in a game:

11, Charles Rhodes vs. Auburn (2-27-08)

Made 12 or more field goals in a game:

12, Ravarn Johnson vs. UCLA (12-12-09)

Made 13 or more field goals in a game:

13, Horatio Webster vs. SW Missouri St. (11-23-97)

Made 14 or more field goals in a game:

14, Cameron Burns at Georgia (1-17-90)

Made 15 or more field goals in a game:

16, Raymond Brown vs. Florida (3-2-85)

Attempted 20 or more field goals in a game:

20, Dietric Slater at Georgia (2-24-07)

Attempted 21 or more field goals in a game:

22, Timmy Bowers at Alabama (3-6-04)

Attempted 23 or more field goals in a game:

24, Horatio Webster vs. UT Martin (12-20-97)

Attempted 25 or more field goals in a game:

25, Chuck Evans at Alabama (3-6-93)

Attempted 26 or more field goals in a game:

26, Tony Watts at Ole Miss (2-22-92)

Attempted 27 or more field goals in a game:

28, Jeff Malone vs. Vanderbilt (1-8-83)

Made six or more 3-pointers in a game:

6, Dee Bost vs. Old Dominion (11-28-09)

Made seven or more 3-pointers in a game:

7, Reginald Delk at Arkansas (3-1-06)

Made eight or more 3-pointers in a game:

8, Winsome Frazier vs. UMKC (11-23-04)

Attempted 11 or more 3-pointers in a game:

11, Barry Stewart at Alabama (2-21-09)

Attempted 12 or more 3-pointers in a game:

12, Jamall Edmonson vs. Kentucky (2-1-06)

Attempted 13 or more 3-pointers in a game:

15, Winsome Frazier vs. UMKC (11-23-04)

Attempted 16 or more 3-pointers in a game:

17, Darryl Wilson vs. Alabama (3-4-95)

Made 14 or more free throws in a game:

14, Charles Rhodes vs. Oregon (3-21-08)

Made 15 or more free throws in a game:

18, Rich Knarr vs. Auburn (2-19-73)

Attempted 17 or more free throws in a game:

17, Jarvis Varnado at Houston (12-19-09)

Attempted 18 or more free throws in a game:

18, Charles Rhodes vs. Oregon (3-21-08)

Attempted 19 or more free throws in a game:

19, Carl Nichols vs. SE La. (12-1-88)

Had 16 or more rebounds in a game:

16, Kodi Augustus at Houston (12-19-09)

Had 17 or more rebounds in a game:

17, Jarvis Varnado at San Diego (12-31-09)

Had 18 or more rebounds in a game:

21, Wesley Morgan vs. SE La. (11-28-05)

Had 22 or more rebounds in a game:

23, Rickey Brown vs. Vanderbilt (12-6-79)

Had 24 or more rebounds in a game:

24, Wiley Peck vs. Alabama (1-27-79)

Had 10 or more offensive rebounds in a game:

10, Wesley Morgan vs. SE La. (11-28-05)

Had 10 or more defensive rebounds in a game:

11, Jarvis Varnado at Houston (12-19-09) & Kodi Augustus at Houston (12-19-09)

Had 12 or more defensive rebounds in a game:

15, Jarvis Varnado at San Diego (12-31-09)

Had 10 or more assists in a game:

10, Dee Bost vs. Alabama (1-14-09)

Had 11 or more assists in a game:

11, Dee Bost vs. Wright State (12-16-09)

Had 14 or more assists in a game:

14, Gary Ervin vs. Florida A&M (12-20-04)

Had 15 or more assists in a game:

16, Chuck Evans at UMKC (2-23-93)

Had 10 or more turnovers in a game:

10, Charles Rhodes vs. Nicholls (11-11-06)

Had five or more blocks in a game:

5, Jarvis Varnado at Houston (12-19-09)

Had seven or more blocks in a game:

7, Jarvis Varnado vs. MVSU (12-28-09)

Had eight or more blocks in a game:

8, Jarvis Varnado vs. Texas-PA (11-24-09)

Had nine or more blocks in a game:

9, Jarvis Varnado vs. La. Monroe (11-17-08)

Had 10 or more blocks in a game:

10, Jarvis Varnado vs. Kentucky (1-15-08)

Had 10+ blocks in two consecutive games:

Jarvis Varnado (10 vs. Georgia & 10 vs. Kentucky, 2007-08)

Had five or more steals in a game:

5, Barry Stewart vs. Alabama (3-14-08)

Had six or more steals in a game:

6, Phil Turner vs. South Carolina (2-18-09)

LAST TIME AN MSU TEAM...

Scored 100 or more points:

105 vs. St. Bonaventure (12-05-09)

Scored 100 or more points in an SEC game:

105 vs. Auburn (3-2-04)

Allowed 100 or more points:

115 at Arkansas (2-20-93)

Was held to 52 points or less:

52 vs. Washington St. (11-28-08)

Was held to 51 points or less:

49 vs. Southern Illinois (11-23-07)

Was held to 48 points or less:

36 vs. George Washington (12-8-96)

Held opponent to 60 points or less:

60 vs. Georgia SECT (3-12-09)

Held opponent to 57 points or less:

57 vs. LSU SECT (3-14-09)

Held opponent to 55 points or less:

51 vs. Centenary (12-22-09)

Held opponent to 50 points or less:

50 vs. Texas-Pan American (11-24-09)

Held opponent to 45 points or less:

45 vs. MVSU (12-28-09)

Held opponent to 39 points or less:

39 at LSU (1-9-08)

Shot 50 percent or better from the field:

.542 [26-48] at San Diego (12-31-09)

Shot 55 percent or better from the field:

.59.7 [37-62] vs. St. Bonaventure (12-05-09)

Shot 60 percent or better from the field:

.630 [29-46] vs. Wright State (12-16-09)

Shot 65 percent or better from the field:

.660 [35-53] vs. Western Kentucky (1-5-09)

Was held to less than 35 percent from the field:

.333 [18-54] vs. Richmond (11-27-09)

Was held to less than 32 percent from the field:

.312 [24-77] vs. LSU (2-11-09)

Held opp. to 35 percent or less from the field:

.306 [19-62] vs. MVSU (12-28-09)

Held opp. to 30 percent or less from the field:

.281 [18-64] vs. DePaul (12-10-09)

Opponent shot 50 percent or better:

.500 (22 of 44) vs. Richmond (11-27-09)

Made 35 or more field goals:

37 vs. St. Bonaventure (12-5-09)

Made 40 or more field goals:

40 vs. Auburn (3-2-04)

Attempted 70 or more shots from the field:

72 at Auburn (2-14-09)

Attempted 80 or more shots from the field:

80 at Alabama (2-21-09)

Attempted 40 or fewer shots from the field:

39 vs. Vanderbilt (2-12-05)

Made 10 3-pointers:

10 vs. Southeastern Louisiana (11-19-09)

Made 12 3-pointers:

12 vs. Mississippi Valley State (12-28-09)

Made 13 3-pointers:

14 vs. Centenary (12-22-09)

Made 16 3-pointers:

16 vs. St. Bonaventure (12-05-09)

Did not make a 3-pointer:

[0-11] at Alabama (1-18-05)

Made just one 3-pointer:

vs. Southeastern Louisiana (11-28-05)

Made just two 3-pointers:

at Vanderbilt (1-21-06)

Attempted only 10 3-pointers:

10 vs. Alabama State (12-6-08)

Attempted six 3-pointers or less:

6 at Ole Miss (1-29-03)

Attempted 25 3-pointers:

25 vs. Wright State (12-16-09)

Attempted 26 3-pointers:

26 vs. South Carolina (2-18-09)

Attempted 27 3-pointers:

27 vs. Centenary (12-22-09)

Attempted 30 or more 3-pointers:

33 vs. MVSU (12-28-09)

Attempted 35 or more 3-pointers:

39 at Alabama (2-21-09)

Made 30 or more free throws:

30 vs. Arkansas (1-15-05)

Made 40 or more free throws:

41 vs. LSU (2-11-09)

Made fewer than five free throws:

4 at Alabama (1-19-08)

THE LAST TIME (CONTINUED) . . .

Made fewer than four free throws:

1 at Kentucky (1-13-07)

Attempted 35 or more free throws:

35 vs. LSU SECT (3-15-09)

Attempted 40 or more free throws:

41 vs. Charlotte (11-29-06)

Made 50 or more free throws:

52 vs. LSU (2-11-09)

Attempted fewer than 10 free throws:

9 vs. Southern Illinois (11-23-07)

Had 50 or more rebounds:

50 vs. South Carolina SECT (3-13-09)

Had 55 or more rebounds:

58 vs. Troy (12-10-05)

Had 59 or more rebounds:

59 at Houston (12-19-09)

Had 20 or more assists:

20 vs. Centenary (12-22-09)

Had 21 or more assists:

22 vs. Auburn (2-27-08)

Had 25 or more assists:

25 vs. St. Bonaventure (12-05-09)

Had 20 or more turnovers:

20 vs. Washington St. (11-28-08)

Had 21 or more turnovers:

24 vs. St. Bonaventure (11-25-08)

Had 25 or more turnovers:

25 vs. UT Martin (11-17-07)

Had 26 or more turnovers:

31 at Kentucky (1-7-97)

Had fewer than 10 turnovers:

6 vs. LSU SECT (3-14-09)

Had fewer than five turnovers:

4 vs. MVSU (12-28-09)

Had 10 blocked shots:

10 vs. St. Bonaventure (12-05-09)

Had 11 blocked shots:

11 at Alabama (2-21-09)

Had 12 blocked shots:

12 vs. MVSU (12-28-09)

Had 13 blocked shots:

13 vs. Wright State (12-16-09)

Had 14 blocked shots:

14 vs. Texas-Pan American (11-24-09)

Had 16 blocked shots:

16 vs. Georgia (1-12-08)

Had 10 steals:

10 at Alabama (2-21-09)

Had 13 or more steals:

13 at Georgia (1-24-09)

Had 20 or more steals:

20 vs. Nicholls State (11-17-01)

Had 1 steal or less:

0 vs. Richmond (11-27-09)

BRYANT BECOMES FIRST MSU SIGNEE OF 2009-10 SIGNING CLASS

Mississippi State coach Rick Stansbury has announced his first signee of the 2009-10 class, standout guard Brian Bryant.

The 6-foot-3, 165-pound Albany, Ga., native is currently a sophomore at Northwest Florida State College, where he has guided his team to a 5-0 start and is averaging 20 points, 7.6 rebounds and 5.4 assists, while shooting 41 percent from 3-point territory.

Last year as a freshman, he was limited due to a hand injury.

Prior to enrolling at Northwest Florida, previously known as Okaloosa Walton, Bryant prepped four years at Dougherty High School, where he led his team to two regional titles and four playoff appearances.

As a senior, he averaged 29.6 points, 9.3 rebounds, 3.6 steals and 3.6 assists en route to garnering team MVP honors and earning Albany

Herald Play of the Year honors for the second-straight season.

He was also selected to play in the Georgia North-South All-Star Game.

"He is the complete package of talent, athleticism, character and work ethic," 13th-year Raiders coach Bruce Stewart said. "He is a winner."

Bryant chose MSU over Auburn and Southern Miss.

Bryant is the fifth NWF State College men's player to head to the SEC in the last three seasons, following in the footsteps of Auburn's Tay Waller and Johnnie Lett, Alabama's Charvez Davis and South Carolina's Johnndre Jefferson.

He's also the second player MSU signed from Northwest Florida, joining forward Branden Vincent, who played for the Bulldogs from 2003-04.

MISSISSIPPI STATE QUICK HITS

- ✓ Against St. Bonaventure on 12-5-09, Mississippi State dished out 25 assists, the most since totaling the same against Loyola-Marymount on 12-19-07.
- ✓ The Bulldogs are aiming for their first 13-2 start since starting 14-2 in 2004-05.
- ✓ Currently, **Jarvis Varnado** is fourth all-time in the NCAA record books in regards to blocked shots with 465. Listed below are the players that are ahead of him.

Player	School	Blocks
1. Wojciech Mydra	Louisiana-Monroe	535
2. Adonal Foyle	Colgate	492
3. Tim Duncan	Wake Forest	481
4. Jarvis Varnado	Mississippi State	465
5. Alonzo Mourning	Georgetown	453
6. Tarvis Williams	Hampton	452
7. Ken Johnson	Ohio State	444
8. Deng Gai	Fairfield	442
9. Emeka Okafor	Connecticut	441
10. Lorenzo Coleman	Tennessee Tech	437



DID YOU KNOW . . .

Both of the Bulldogs' losses have come on Friday this year. Last season, MSU was 1-1 on Friday.

ALL-SEC & ALL-AMERICAN CANDIDATE

Jarvis Varnado



F • 6-9 • 230 • 3L
Brownsville, TN

- ✓ Tabbed reseason All-SEC.
- ✓ John R. Wooden Award finalist.
- ✓ Naismith Award finalist.
- ✓ Two-time defending SEC Defensive Player of the Year.
- ✓ Winner of 2009 Cellular South Howell Trophy.
- ✓ Is MSU's, SEC's all-time leading shot blocker with 465.
- ✓ Led the nation in blocked shots the past two seasons and is tops now with 71.
- ✓ Is 70 blocks shy of the NCAA career record set by Wojciech Mydra.
- ✓ Became 31st MSU player to score 1,000 points for a career against St. Bonaventure.
- ✓ His 878 rebounds rank 4th all-time.
- ✓ Leads MSU and the SEC in rebounding (10.8) and is second in scoring (14.1, 19th SEC).
- ✓ Has made 19-straight free throws, a career best.

Season Highs

- **Points:** 23, at San Diego (12-31-09)
- **FGM:** 8, twice (last: San Diego 12-31-09)
- **FGA:** 11, 3 times (last: at Houston, 12-19-09)
- **FTM:** 8, SE Louisiana (11-19-09)
- **FTA:** 17, at Houston (12-19-09)
- **Rebs:** 17, twice (last: San Diego 12-31-09)
- **Blocks:** 8, SE Louisiana (11-19-09)
- **Steals:** 3, SELA (11-19-09) & SBU (12-5-09)
- **Minutes:** 36, Rider (11-13-09)
- **Double-Doubles:** 7

Career Highs

- **Points:** 31, LSU (2-11-09)
- **FGM:** 10, 3 times (last: LSU, 2-11-09)
- **FGA:** 18, LSU (1-21-09)
- **FTM:** 11, LSU (1-21-09)
- **FTA:** 17, at Houston (12-19-09)
- **Rebs:** 17, 3 times (last: at San Diego 12-31-09)
- **Blocks:** 10, 3 times (last: Kentucky, 1-15-08)
- **Steals:** 4, Georgia (1-24-09)
- **Minutes:** 40, Alabama (3-14-08)
- **Double-Doubles:** 22


Jarvis' Team-By-Team Blocks

Team	No.	Team	No.	Team	No.
Alabama	16	Loyola Marymount	10	Richmond	1
Alabama State	12	LSU	27	Rider	7
Arkansas	24	McNeese State	4	St. Bonaventure	10
Auburn	18	Miami	11	San Diego	8
Bradley	3	Miami (OH)	5	South Alabama	15
Bethune-Cookman	4	Memphis	5	South Carolina	15
Centenary	11	Mississippi Valley State	8	Southeastern Louisiana	12
Charlotte	4	Missouri	5	Southern Illinois	2
Cincinnati	4	Murray State	3	Tennessee	13
Clemson	6	New Orleans	7	Tennessee-Martin	3
DePaul	3	Nicholls	9	Texas A&M Corpus Christi	5
Fairleigh Dickinson	8	North Alabama	7	Texas-Pan American	8
Florida	9	Vanderbilt	5	Texas Tech	4
Florida State	1	Washington	5	UC-Irvine	2
George Mason	4	Washington State	4	UCLA	7
Georgia	18	West Virginia	1	Wright State	6
Houston	8	Western Kentucky	1	<i>Most blocks Against..... LSU (27)</i>	
Kentucky	18	Winthrop	2	<i>Blocks vs. SEC..... 176</i>	
Louisiana Lafayette	5	Old Dominion	5	<i>Non-Conference blocks..... 289</i>	
Louisiana Monroe	9	Ole Miss	13		
Louisiana Tech	6	Oregon	4		

JARVIS VARNADO'S CAREER STATS

Year	GP-GS	Min/Avg	FG-FGA	Pct	3FM-3GA	Pct	FT-FTA	Pct	Rebs	PF-D	Asst	TQ	Blk	Stl	Pts/Avg
2006-07	35-13	473/13.5	75-116	.647	0-1	.000	24-45	.533	146-4.2	74-1	11	19	67	12	174/5.0
2007-08	34-34	968/28.5	109-170	.641	1-2	.500	50-100	.500	264-7.8	99-5	18	41	157	18	269/7.9
2008-09	36-36	1012/28.1	180-328	.549	0-1	.000	104-159	.654	317-8.8	83-2	28	60	170	22	464/12.9
2009-10	14-14	382/27.3	68-106	.642	0-0	.000	61-91	.670	151-10.8	28-0	12	22	71	9	197/14.1
TOTAL	119-97	2835/23.8	432-720	.600	1-4	.250	239-395	.605	878-7.4	284-8	69	142	465	61	1104/9.3

A LOOK AT THE ALL-STAR CANDIDATES

**Barry Stewart****G • 6-3 • 170****Shelbyville, TN**


- ✓ Currently ranks 12th all-time in scoring with 1,336 career points.
- ✓ His 11.3 scoring averages ranks third on the team.
- ✓ His 27 treys are T7th-most in SEC.
- ✓ His 229 made 3-pointers leave him 29 shy of Darryl Wilson's 258 record.
- ✓ Has scored in double-digits 35 times the last two years and has scored 20-plus points nine times in career.

Season Highs

- **Points:** 21, Wright State (12-16-09)
- **FGM:** 8, Wright State (12-16-09)
- **FGA:** 12, twice (last: at Houston 12-19-09)
- **3GM:** 5, Wright State (12-16-09)
- **3GA:** 7, 4 times (last: Wright State, 12-16-09)
- **FTM:** 4, SE Louisiana (11-19-09)
- **FTA:** 5, DePaul (12-10-09)
- **Rebs:** 5, MVSU 12-28-09
- **Assists:** 7, St. Bonaventure (12-5-09)
- **Steals:** 2, Wright State (12-16-09)
- **Minutes:** 37, 3 times (last: at Houston 12-19-09)
- **Double-Doubles:** 0

Career Highs

- **Points:** 24, Missouri (12-30-07)
- **FGM:** 8, twice (last: Wright State 12-16-09)
- **FGA:** 19, Alabama (2-21-09)
- **3GM:** 6, Tennessee (2-2-08)
- **3GA:** 11, twice (last: USC, 11-13-09)
- **FTM:** 10, twice (last: LSU 3-14-09)
- **FTA:** 12, LSU (3-14-09)
- **Rebs:** 12, Florida (3-4-09)
- **Assists:** 7, twice (last: St. Bonaventure, 12-5-09)
- **Steals:** 5, Alabama (3-14-08)
- **Minutes:** 44, twice (last: LSU, 2-11-09)
- **Double-Doubles:** 2

**Dee Bost****G • 6-2 • 170****Concord, NC**


- ✓ After leading MSU with 156 assists last year, he's tops so far with 76, the second most in the SEC. Career-high of 11 came against Wright State.
- ✓ His 10.5 scoring clip is fourth on the team.
- ✓ His 40.0 percent 3-point accuracy is second on team (35-plus attempts).
- ✓ 28 made 3s are the second on the team behind Ravern Johnson and sixth in the SEC.
- ✓ Has started all 50 games for MSU.

Season Highs

- **Points:** 25, Old Dominion (11-28-09)
- **FGM:** 8, Old Dominion (11-28-09)
- **FGA:** 13, Old Dominion (11-28-09)
- **3GM:** 6, Old Dominion (11-28-09)
- **3GA:** 9, Old Dominion (11-28-09)
- **FTM:** 5, twice (last: at Houston 12-19-09)
- **FTA:** 6, twice (last: San Diego 12-31-09)
- **Rebs:** 8, St. Bonaventure (12-5-09)
- **Assists:** 11, Wright State (12-16-09)
- **Blks:** 1, twice (last: San Diego 12-31-09)
- **Steals:** 3, MVSU (12-28-09)
- **Minutes:** 39, Rider (11-13-09)
- **Double-Doubles:** 0

Career Highs

- **Points:** 25, Arkansas (2-7-09); Old Dominion (11-28-09)
- **FGM:** 9, Arkansas (2-7-09)
- **FGA:** 17, LSU (2-11-09)
- **3GM:** 6, Arkansas (2-7-09); Old Dominion (11-28-09)
- **3GA:** 9, Old Dominion (11-28-09)
- **FTM:** 10, LSU (2-11-09)
- **FTA:** 12, LSU (2-11-09)
- **Rebs:** 10, South Carolina (3-13-09)
- **Assists:** 11, Wright State (12-16-09)
- **Blks:** 1, twice (last: San Diego 12-31-09)
- **Steals:** 4, San Diego (12-30-08)
- **Minutes:** 47, twice (last: Bama, 2-21-09)
- **Double-Doubles:** 2

**Ravern Johnson****G • 6-7 • 175****Lyon, MS**

- ✓ 45 made 3-pointers are the most on the team and second in SEC.
- ✓ Became the second player in MSU history to make 80-plus 3-pointers in a season by draining 83.
- ✓ Leads MSU in scoring at 15.0, 14th in SEC.
- ✓ His 49.5 percent shooting accuracy from 3-point range is 2nd in SEC.
- ✓ Ranks 8th all-time at MSU with 135 made 3-pointers.

Season Highs

- **Points:** 29, UCLA (12-12-09)
- **FGM:** 12, UCLA (12-12-09)
- **FGA:** 15, twice (last: MVSU, 12-28-09)
- **3GM:** 5, 3 times (last: MVSU, 12-28-09)
- **3GA:** 10, twice (last: MVSU, 12-28-09)
- **FTM:** 3, Centenary (12-22-09)
- **FTA:** 4, San Diego (12-31-09)
- **Rebs:** 7, UCLA (12-12-09)
- **Assists:** 3, twice (last: St. Bo (12-5-09)
- **Blocks:** 2, 3 times (last: San Diego 12-31-09)
- **Steals:** 2, Bethune-Cookman (11-21-09)
- **Minutes:** 38, at Houston (12-19-09)

Career Highs

- **Points:** 29, UCLA (12-12-09)
- **FGM:** 12, UCLA (12-12-09)
- **FGA:** 17, South Carolina (2-18-09)
- **3GM:** 6, Western Ky (1-5-09)
- **3GA:** 10, six times (last: MVSU 12-28-09)
- **FTM:** 4, four times (last: South Carolina 3-13-09)
- **FTA:** 5, Alabama State (12-6-08)
- **Rebs:** 8, Nicholls (12-22-08)
- **Assists:** 3, five times (last: St. Bonaventure, 12-05-09)
- **Blocks:** 2, 7 times (last: San Diego, 12-31-09)
- **Steals:** 2, three times (last: Bethune 11-21-09)
- **Minutes:** 44, Alabama (2-21-08)

A LOOK AT THE ALL-STAR CANDIDATES


Phil Turner
G • 6-3 • 170
Grenada, MS


- ✓ Sixth on team in scoring at 6.1.
- ✓ Second with 69 rebounds, 24th in SEC.
- ✓ Leads MSU with 20 steals.
- ✓ Collected fifth-career double-double against SE Louisiana.
- ✓ Tied his career high with 14 rebounds vs. Southeastern Louisiana.

Season Highs

- **Points:** 12, MVSU (12-28-09)
- **FGM:** 4, Bethune (11-21-09)
- **FGA:** 12, SE Louisiana (11-19-09)
- **3GM:** 2, 3 times (last: MVSU, 12-28-09)
- **3GA:** 6, SE Louisiana (11-19-09)
- **FTM:** 3, Wright State (12-16-09)
- **FTA:** 4, twice (last: MVSU, 12-16-09)
- **Rebs:** 14, SE Louisiana (11-19-09)
- **Assists:** 5, DePaul (12-10-09)
- **Steals:** 3, Texas-Pan Am (11-24-09)
- **Minutes:** 34, SE Louisiana (11-19-09)
- **Double-Doubles:** 1

Career Highs

- **Points:** 18, Kentucky (2-3-09)
- **FGM:** 7, South Carolina (2-18-09)
- **FGA:** 13, Kentucky (2-3-09)
- **3GM:** 4, four times (last: Arkansas 2-7-09)
- **3GA:** 9, twice (last: Auburn, 2-14-09)
- **FTM:** 9, Nicholls (12-22-08)
- **FTA:** 12, Nicholls (12-22-08)
- **Rebs:** 14, twice (last: SE Louisiana 11-19-09)
- **Assists:** 5, DePaul (12-10-09)
- **Steals:** 6, South Carolina (2-18-09)
- **Minutes:** 47, Alabama (2-21-09)
- **Double-Doubles:** 5


Kodi Augustus
F • 6-8 • 220
Baton Rouge, LA


- ✓ Fifth in scoring with 9.8 average.
- ✓ Had career-highs with three assists against Centenary and MVSU.
- ✓ 18-straight made free throws streak snapped against St. Bonaventure.
- ✓ Second on team with 10 blocked shots.

Season Highs

- **Points:** 17, twice (last: San Diego 12-31-09)
- **FGM:** 6, San Diego (12-31-09)
- **FGA:** 10, MVSU (12-28-09)
- **3GM:** 3, twice (last: San Diego 12-31-09)
- **3GA:** 6, MVSU (12-28-09)
- **FTM:** 8, Richmond (11-27-09); Old Dominion (11-28-09)
- **FTA:** 8, three times (last: St. Bonaventure, 12-5-09)
- **Rebs:** 16, at Houston (12-19-09)
- **Assists:** 3, twice (last: MVSU 12-28-09)
- **Steals:** 2, twice (last: Wright State 12-16-09)
- **Blocks:** 5, Wright State (12-16-09)
- **Minutes:** 29, MVSU (12-28-09)
- **Double-Doubles:** 0

Career Highs

- **Points:** 19, Georgia (3-12-09)
- **FGM:** 6, 3 times (last, San Diego 12-31-09)
- **FGA:** 12, Texas Tech (11-29-08)
- **3GM:** 3, 3 times (last: San Diego 12-31-09)
- **3GA:** 6, MVSU (12-28-09)
- **FTM:** 8, Richmond (11-27-09); Old Dominion (11-28-09)
- **FTA:** 8, three times (last: St. Bonaventure 12-05-09)
- **Rebs:** 16, at Houston (12-19-09)
- **Assists:** 3, twice (last: MVSU 12-28-09)
- **Steals:** 2, Old Dominion (11-28-09)
- **Blocks:** 5, Wright State (12-16-09)
- **Minutes:** 29, MVSU (12-28-09)
- **Double-Doubles:** 0


Romero Osby
F • 6-8 • 230
Meridian, MS

- ✓ Seventh in scoring with 5.3 average.
- ✓ Has seen action in 13 of the 14 games.
- ✓ Scored in double-digits twice and had season high 13 against DePaul.
- ✓ Tied for third on the team with five blocks.

Season Highs

- **Points:** 13, DePaul (12-10-09)
- **FGM:** 4, twice (last: Wright State 12-16-09)
- **FGA:** 9, DePaul (12-10-09)
- **3GM:** 2, twice (last: Centenary 12-22-09)
- **3GA:** 3, twice (last: Centenary 12-22-09)
- **FTM:** 4, DePaul (12-10-09)
- **FTA:** 4, twice (last: DePaul, 12-31-09)
- **Rebs:** 7, DePaul (12-10-09)
- **Assists:** 3, Beth-Cookman (11-21-09)
- **Steals:** 2, St. Bonaventure (12-5-09)
- **Blocks:** 2, Beth.-Cookman (11-21-09)
- **Minutes:** 24, Beth.-Cookman (11-21-09)
- **Double-Doubles:** 0

Career Highs

- **Points:** 15, North Alabama (11-19-08)
- **FGM:** 5, twice (last: Houston 1-3-09)
- **FGA:** 13, Houston (1-3-09)
- **3GM:** 2, 4 times (last: Centenary 12-22-09)
- **3GA:** 3, 5 times (last: Centenary 12-22-09)
- **FTM:** 7, Texas Tech (11-29-08)
- **FTA:** 10, Texas Tech (11-29-08)
- **Rebs:** 8, Centenary (11-15-08)
- **Assists:** 4, North Alabama (11-19-08)
- **Steals:** 2, St. Bonaventure (12-5-09)
- **Blocks:** 2, three times (last: Bethune-Cookman 11-21-09)
- **Minutes:** 24, Beth.-Cookman (11-21-09)
- **Double-Doubles:** 0

THE REST OF THE TEAM

THE JUNIORS

45 • Elgin Bailey • F/C • 6-8 • 254 • New Orleans, LA

Bailey saw action in 27 games last year before dislocating his ankle against Florida. He still managed to finish second on the team in blocked shots with 26. Bailey finished the year averaging 3.9 points and 2.4 rebounds. He returned to the court against SE Louisiana but did not play against Bethune-Cookman. Scored his first point of the year on a free throw against Texas-Pan American and logged four minutes against Richmond and six against Old Dominion in South Padre. Hasn't played in the last six games and will likely apply for a medical redshirt.

15 • Riley Benock • G • 6-4 • 180 • Battletown, KY

He has seen action in all 14 games and is averaging 2.4 points and has collected eight steals and dished out 13 assists. His best outing came against Centenary and St. Bonaventure, where he totaled 9 points on three 3-pointers on each occasion. He had two treys against DePaul and finished with six points. Had three points against UCLA in eight minutes. Did not score against Wright State or Houston, but had two steals in 18 minutes against Mississippi Valley State. Played 15 minutes at San Diego and was 0-1 from the floor. Hailing from the same high school as Mississippi State head coach Rick Stansbury, Riley saw action in all 36 games as a reserve. He averaged 2.3 points and 0.9 rebounds per outing. His 16 steals tied for fifth-most on the team. He is returning from foot surgery to repair a stress fracture over the offseason.

THE SOPHOMORES

4 • Twany Beckham • G • 6-5 • 190 • Louisville, KY

Beckham played in the last 32 games of last season and was one of MSU'S first players off the bench. He logged a total of 33 minutes in the SEC Tournament and averaged 1.5 points, 2.0 rebounds and dished out three assists. He finished the year averaging 1.6 points and 1.5 boards a game.

THE FRESHMEN

30 • Wendell Lewis • C • 6-8 • Selma, AL

Has seen action in all 14 games and had a career-high 7 points against St. Bonaventure, while tying his career of five rebounds (Bethune-Cookman). He is currently averaging 2.4 points and 2.1 rebounds. In 14 minutes against DePaul, he hauled in four rebounds. He had four points and a rebound against UCLA. Totaled 4 points and 2 boards against Wright State but didn't play in the second half due to a slightly sprained ankle. Scored one point against Houston in four minutes and had two points against Centenary in eight minutes and had two points and a rebound in 10 minutes against Mississippi Valley State. Scored 4 points and had 2 rebounds in 10 minutes. Signed in April, Lewis chose MSU over SEC rivals Auburn, Georgia, Alabama and Ole Miss. He was selected to compete in the Mississippi-Alabama All-Star game. As a McDonald's All-American nominee, Lewis was ranked as the 27th best center by ESPN. While earning team MVP honors his senior year, he led the team in points (16.5), rebounds (11.2) and blocks (3).

50 • John Riek • F • 7-1 • 242 • Khartoun, Sudan

After sitting out an NCAA-mandated nine game suspension to start the year, John Riek saw his first action against Wright State, but logged just one minute of play. He traveled for the first time to Houston, but did not play. Saw his most significant action against Centenary, where he totaled six points and grabbed seven rebounds in just eight minutes. Against Mississippi Valley State, he had four points, five rebounds and three blocks in 11 minutes. He did not play at San Diego. The final member of the MSU recruiting class, Riek inked his commitment to the Bulldogs in May of 2009. With enhanced shot-blocking and rebounding skills, he made a name for himself at the LeBron Skill Academy where he scored 18 points in 24 minutes. His 7 foot, 8 ½ inch wingspan made him the top-rated center by Rivals.com in the class of 2008.

10 • Shaun Smith • G • 6-6 • 195 • Brooksville, MS

The first member of the 2009 MSU signing class, the heralded All-State member from Noxubee County is known for his athleticism and ball-handling skills. Ranked the 23rd best shooting guard in the country by Scout.com, Smith inked his next four years with Bulldog basketball on his birthday. As a senior, he averaged 25.1 points, 5.8 rebounds and 2.2 steals.

1 • Renardo Sidney • G • 6-10 • 260 • Jackson, MS

Is waiting to be cleared to play by the NCAA. One of MSU's most highly touted recruits, Sidney brings numerous accolades including McDonald's All American selection, USA Junior National Select Team inclusion as well as Naismith High School Player of the Year finalist. He was also tabbed Co-MVP at the Jordan Brand Classic at the famous Madison Square Garden in New York City. Sidney made his national impression at the McDonald's All-Star game where he scored 11 points while grabbing 6 rebounds.

EXHIBITION 1 — OCT. 31, 2009

Mississippi State	82
Oklahoma City	54

Humphrey Coliseum • 2 p.m.
Starkville, MS

STARKVILLE, Miss. — Junior Raven Johnson's 23 points sparked a convincing 82-54 win by 18th-ranked Mississippi State against Oklahoma City in the exhibition opener for both teams at Humphrey Coliseum.

Johnson drained 6-of-10 three-pointers, shot 8-of-15 from the floor and grabbed five rebounds.

Three other Bulldogs recorded double-digit efforts in the win, led by junior Kodi Augustus' 16 points. Sophomore Dee Bost joined senior Barry Stewart by scoring 11 points, while Bost added 6 assists.

All-SEC senior Jarvis Varnado grabbed 11 rebounds, notched 8 points and blocked 4 shots. Freshman Wendell Lewis continued his impressive preseason performance by claiming 8 rebounds in just 13 minutes.

OCU point guard Chris Brown led the game with 24 points.

The Bulldogs struggled with their opponents in the first half, but never trailed in the game. After scoring the first eight points, State saw two free-throws from OCU's Brown spark a 10-0 run that pulled the game within a point. At the break, MSU led 38-33 half.

Oklahoma City

Player	FG	3FG	FT	RB	PF	PT	A	Min
Phillips f	2-8	1-2	0-0	5	1	5	1	34
Williams c	0-4	0-0	0-1	3	4	0	1	14
Brown g	9-23	0-1	6-8	6	3	24	0	36
Graham g	3-6	0-2	0-0	4	1	6	2	34
Bingham g	4-13	2-7	1-1	3	1	11	0	34
Cuevas	0-0	0-0	0-0	1	1	0	1	6
Ennis	0-0	0-0	0-0	0	0	0	0	1
McKnight	1-2	0-0	0-0	0	2	2	1	11
Nicholson	2-3	0-0	0-0	2	2	4	0	14
James	1-3	0-0	0-1	4	3	2	1	16
TOTALS	22-62	3-12	7-11	32	18	54	7	200

Mississippi State

Player	FG	3FG	FT	RB	PF	PT	A	Min
Augustus f	6-11	1-6	3-4	5	3	16	0	25
Varnado c	3-6	0-0	2-4	11	1	8	2	27
Johnson g	8-15	6-10	1-1	5	1	23	2	34
Bost g	3-8	2-5	3-3	3	2	11	6	28
Stewart g	3-8	3-7	2-2	5	3	11	2	31
Osby	4-8	1-2	0-0	5	2	9	3	21
Smith	0-2	0-0	0-0	1	3	0	4	14
Parker	0-0	0-0	0-0	0	0	0	0	1
Luczak	0-0	0-0	0-0	1	0	0	0	2
Price	0-0	0-0	0-1	1	0	0	1	1
Lewis	2-4	0-0	0-3	8	2	4	0	13
Bolen	0-1	0-0	0-0	1	0	0	0	3
TOTALS	29-63	13-30	11-14	47	17	82	19	200

Halftime: MSU 38, OCU 33. FG%: MSU 46.0%, OCU 35.5%. 3FG%: MSU 43.3%, OCU 25.0%. FT%: MSU 78.6%, OCU 63.6%. Turnovers: MSU 14 (Varnado, Johnson 3 4), OCU 12 (James 3). Blocked Shots: MSU 6 (Varnado 4), OCU 2 (Phillips, Williams 1). Steals: MSU 3 (Bost 2), OCU 3 (Three with 1). Officials: Tom Eades, Bruce Benedick, James Williams. Attendance: 2,938.

EXHIBITION 2 — Nov. 7, 2009

Mississippi State	90
Georgetown College	70

Humphrey Coliseum • 2 p.m.
Starkville, MS

STARKVILLE, Miss. — Junior forward Kodi Augustus scored 16 points and grabbed 11 rebounds to pace 18th-ranked Mississippi State to a 90-70 win against Georgetown College.

MSU completed its two-game exhibition slate having never trailed in either game.

Augustus connected on 6-of-9 shots from the floor and all three of his free throws. All-SEC senior Jarvis Varnado totaled 17 points, 9 rebounds and 5 blocks.

Also scoring in double-digits were sophomore point guard Dee Bost with 14 points to go along with his 8 assists, while Phil Turner totaled 12 points.

Pacing the game in scoring was Georgetown's Eddie Gray with 19.

State jumped out to an early eight-point lead in the game's first 10 minutes. The Tigers responded with a six-point run capped by two consecutive treys from Vincent Crutcher to pull within two points with 8:50 left in the half. The Bulldogs responded in a big way, finishing the half on a 23-5 run sparked by a Varnado pass resulting in a dunk from Augustus. MSU led 41-22 at the break.

Georgetown College

Player	FG	3FG	FT	RB	PF	PT	A	Min
Moses	9-19	0-0	0-0	10	2	18	1	37
Pearson	3-6	0-0	0-0	5	5	6	1	13
Gray	6-11	2-4	5-5	5	2	19	2	37
Walls	1-4	1-4	0-0	1	1	3	0	18
Byron	0-8	0-1	0-0	2	4	0	2	11
Hamilton	0-1	0-1	0-0	1	0	0	0	3
Boggs	1-2	1-1	0-0	0	1	3	1	6
Saxton	4-5	1-2	1-1	2	1	10	2	25
Ferguson	1-4	0-0	3-4	4	4	5	3	19
Crutcher	2-6	2-5	0-0	2	2	6	0	25
Outen	0-0	0-0	0-0	0	3	0	0	6
TOTALS	27-66	7-18	9-10	33	25	70	12	200

Mississippi State

Player	FG	3FG	FT	RB	PF	PT	A	Min
Augustus	6-9	1-2	3-3	11	1	16	2	27
Varnado	7-7	0-0	3-5	9	3	17	2	30
Johnson	3-4	1-1	2-3	1	1	9	0	17
Bost	5-10	2-6	2-2	2	2	14	8	32
Stewart	3-10	0-7	2-2	0	0	8	3	31
Osby	1-4	0-0	7-8	3	2	9	0	16
Parker	0-0	0-0	0-0	0	0	0	0	1
Benock	0-1	0-1	0-0	3	1	0	1	13
Luczak	0-0	0-0	0-0	0	0	0	0	1
Turner	3-6	1-2	5-5	3	1	12	0	21
Lewis	2-2	0-0	1-2	0	2	5	0	10
Bolen	0-1	0-0	0-0	0	0	0	1	1
TOTALS	30-53	5-19	25-30	33	13	90	17	200

Halftime: MSU 41, GC 22. FG%: MSU 55.6%, GC 27.3%. 3FG%: MSU 14.3%, GC 30.0%. FT%: MSU 83.3%, GC 100.0%. Turnovers: MSU 17 (Varnado 5), GC 12 (Ferguson, Crutcher 4). Blocked Shots: MSU 6 (Varnado 5), GC 3 (Pearson 2). Steals: MSU 7 (Turner 3), GC 6 (Hamilton 2). Officials: Tony Greene, Mike Nance, Ron Groover. Attendance: 2,995.

GAME 1 — Nov. 13, 2009

Rider	88
Mississippi State	74

Humphrey Coliseum • 2 p.m.
Starkville, MS

STARKVILLE, Miss. — Mississippi State senior Jarvis Varnado collected his 16th career double-double despite the Bulldogs dropping a 88-74 decision to Rider in front of 7,241 fans at Humphrey Coliseum.

Varnado, collected 22 points and 14 rebounds on the night as MSU dropped the opening game of the season for the first time since a 79-76 setback to Louisiana-Lafayette in 2002.

Varnado also tallied seven blocks and scored six of the game's first 11 points to give the Bulldogs an early nine-point advantage.

Dee Bost and Raven Johnson also reached double figures, scoring 14 and 10 points, respectively.

State maintained the lead until the 45-second mark when a Mike Ringgold layup gave the Rider a lead that it would never relinquish. Ringgold and Novar Gadson collected 21 points each to lead Rider.

The opener was marred by a Rider squad that went 30-of-59 (50 percent) from the field, including a sizzling 62-percent clip from the 3-point stripe.

Rider (1-0)

Player	FG	3FG	FT	RB	PF	PT	A	Min
Ringgold	10-19	0-0	1-4	6	2	21	1	39
Jackson	1-4	0-1	0-0	5	5	2	1	12
Thompson	6-12	4-6	0-2	3	2	16	2	39
Robinson	3-5	2-2	7-9	4	2	15	4	27
Gadson	7-11	2-2	5-7	11	1	21	2	37
Youngblood	0-4	0-2	4-4	3	4	4	2	21
Thompson	1-1	0-0	1-2	4	0	3	1	11
Mansell	2-3	2-3	0-0	0	1	6	0	8
Nd-Ezuma	0-0	0-0	0-0	0	1	0	0	1
Penn	0-0	0-0	0-0	0	1	0	1	5
TOTALS	30-59	10-16	18-28	38	19	88	14	200

Mississippi State (0-1)

Player	FG	3FG	FT	RB	PF	PT	A	Min
Augustus	4-9	1-1	0-1	5	4	9	0	15
Varnado	8-8	0-0	6-8	14	3	22	2	36
Johnson	4-11	2-8	0-0	1	1	10	1	29
Bost	3-11	3-6	5-6	2	5	14	7	39
Stewart	2-10	2-7	1-4	3	3	7	3	37
Osby	2-3	0-0	0-0	3	1	4	0	11
Benock	0-2	0-2	0-0	0	0	0	1	4
Turner	3-6	2-3	0-0	5	2	8	1	25
Lewis	0-2	0-0	0-0	1	1	0	0	4
TOTALS	26-62	10-27	12-19	37	20	74	15	200

Halftime: Rider 44, MSU 42. FG%: MSU 41.9%, Rider 50.1%. 3FG%: MSU 37.0%, Rider 62.5%. FT%: MSU 63.2%, Rider 64.3%. Turnovers: MSU 12 (Varnado 4), Rider 6 (Thompson, Gadson 2). Blocked Shots: MSU 9 (Varnado 7), Rider 2 (Ringgold, Gadson 1). Steals: MSU 2 (Bost, Turner 1), Rider 5 (Gadson 3). Officials: Rick Crawford, James Barker, James Williams. Attendance: 7,241.

GAME 2 — Nov. 19, 2009

Mississippi State 82
Southeastern Louisiana 67

Humphrey Coliseum • 7 p.m.
 Starkville, MS

STARKVILLE, Miss. — All-SEC center Jarvis Varnado fell just short of his second career triple-double and tied for a game-high 20 points to power Mississippi State to an 82-67 victory against Southeastern Louisiana in Humphrey Coliseum.

Varnado recorded his second-straight 20-point effort and swatted eight shots to go along with his nine rebounds.

Notching the game's only double-double was junior Phil Turner, who had 14 rebounds and 10 points.

Also scoring in double-digits were Ravern Johnson (17), Barry Stewart (13) and Dee Bost (10).

Leading SELU was center Patrick Sullivan, who shot 9-of-21 from the field to score 20 points.

The Bulldogs never trailed and led 41-29 at the break.

In a hard-fought second half, SELU orchestrated a 10-2 run sparked by a Patrick Sullivan layup to close the MSU lead to just 59-51 with 10:43 left. A trey from Bost ended the stretch, and the Bulldogs scored seven-straight capped by a Stewart trey to ice the win.

Southeastern Louisiana (2-1)

Player	FG	3FG	FT	RB	PF	PT	A	Min
Marks	2-4	0-0	1-2	6	4	5	3	29
Sullivan	9-21	0-0	2-2	7	3	20	0	35
Hutchin	5-14	4-8	0-0	2	1	14	0	25
Fortenberry	2-7	0-3	0-0	2	2	4	2	28
Patterson	0-0	0-0	2-2	2	2	2	4	18
Jones	3-4	2-3	0-0	2	1	8	2	21
Ndumba	0-1	0-0	0-0	2	2	0	0	13
Forest	2-11	0-3	2-3	4	3	6	0	21
Dixon	3-4	2-3	0-0	1	1	8	1	10
TOTALS	26-66	8-20	7-9	30	19	67	12	200

Mississippi State (1-1)

Player	FG	3FG	FT	RB	PF	PT	A	Min
Varnado	6-8	0-0	8-10	9	1	20	1	30
Johnson	7-13	3-6	0-0	3	2	17	0	31
Bost	3-5	2-3	2-5	5	1	10	4	32
Stewart	4-11	1-5	4-4	3	1	13	1	32
Turner	3-12	2-6	2-2	14	1	10	3	34
Osby	2-5	1-2	0-0	4	1	5	1	13
Benock	1-3	0-2	0-0	2	1	2	1	15
Luczak	1-1	1-1	0-0	0	0	3	0	1
Lewis	1-3	0-0	0-0	2	1	2	0	7
Bailey	0-1	0-0	0-0	0	0	0	0	1
Parker	0-0	0-0	0-0	0	0	0	0	1
Price	0-0	0-0	0-0	0	0	0	0	1
TOTALS	28-62	10-25	16-21	47	9	82	12	200

Halftime: MSU 41, SELU 29. FG%: MSU 45.2%, SELU 39.4%. 3FG%: MSU 40.0%, SELU 40.0%. FT%: MSU 76.2%, SELU 77.8%. Turnovers: MSU 13 (Bost, Turner 3), SELU 11 (Sullivan 3). Blocked Shots: MSU 10 (Varnado 8), SELU 7 (Sullivan 3). Steals: MSU 9 (Varnado 3), SELU 5 (Patterson 3). Officials: Ted Valentine, Doug Simons, Carlos Gonzalez. Attendance: 4,544.

GAME 3 — Nov. 21, 2009

Mississippi State 67
Bethune-Cookman 51

Humphrey Coliseum • 6 p.m.
 Starkville, MS

STARKVILLE, Miss. — Jarvis Varnado swatted 4 shots to become the SEC's all-time leading shot-blocker as Mississippi State cruised to a 67-51 victory against the Bethune-Cookman Wildcats.

Varnado surpassed Shaquille O'Neals' previous SEC record of 412 and now has batted 413 shots in his career. The all-star senior also recorded 10 points and 10 rebounds for his second double-double in the season's first three games.

Three other Bulldogs also scored 10 points, including senior Barry Stewart, who also handed out 4 assists.

Albert Abrahams registered the game's other double-double for the Wildcats with 15 points and 11 rebounds.

The first half saw several lead changes before two Osby free throws sparked a 10-0 MSU run. The Bulldogs led 31-24 at the half.

State saw BCU quickly close the gap to just 33-30 but responded with an 8-0 run capped by a Varnado layup that put the game out of reach for good. Varnado brought down the SEC's all-time career blocks record with a reject of an Abrahams jumper with 10:20 remaining in the second half.

Bethune Cookman (1-3)

Player	FG	3FG	FT	RB	PF	PT	A	Min
Starling	2-3	0-0	0-0	6	1	4	2	24
Adams	0-1	0-0	4-4	0	4	4	0	10
Reed	4-19	1-4	0-0	1	1	9	4	38
Elliott	0-3	0-0	2-2	4	2	2	0	21
Jones	3-7	0-2	0-0	4	0	6	1	22
Thomas	1-3	1-2	0-0	2	1	3	1	23
Abrahams	6-11	0-0	3-5	11	3	15	1	26
Bryant	0-0	0-0	2-2	0	0	2	0	2
Anusionwu	0-0	0-0	0-0	0	1	0	0	2
Dukes	2-4	2-4	0-0	0	2	6	0	16
Williford	0-1	0-0	0-0	1	0	0	0	16
TOTALS	18-52	4-12	11-13	32	15	51	9	200

Mississippi State (2-1)

Player	FG	3FG	FT	RB	PF	PT	A	Min
Varnado	4-11	0-0	2-5	10	0	10	2	31
Johnson	4-10	2-6	0-0	2	0	10	0	26
Bost	2-7	2-4	4-4	4	0	10	2	31
Stewart	3-6	2-4	2-2	1	1	10	4	31
Turner	4-7	1-1	0-0	5	3	9	2	22
Osby	2-6	0-2	3-4	6	1	7	3	24
Parker	0-1	0-0	0-0	0	1	0	0	1
Benock	2-4	1-3	0-0	2	0	5	0	19
Luczak	0-0	0-0	0-0	0	1	0	0	1
Price	0-0	0-0	0-0	5	0	0	0	1
Lewis	3-4	0-0	0-0	2	1	6	0	13
TOTALS	24-56	8-20	11-15	37	8	67	13	200

Halftime: MSU 31, BCU 24. FG%: MSU 42.9%, BCU 34.6%. 3FG%: MSU 40.0%, BCU 33.3%. FT%: MSU 73.3%, BCU 84.6%. Turnovers: MSU 13 (Bost 5), BCU 15 (Reed 4). Blocked Shots: MSU 9 (Varnado 4), BCU 4 (Reed 2). Steals: MSU 8 (Johnson, Bost, Turner, Benock 2), BCU 9 (Reed 3). Officials: James Barker, Jeremy Mosier, Chuck Jones. Attendance: 3,721.

GAME 4 — Nov. 24, 2009

Mississippi State 70
Texas-Pan American 55

Humphrey Coliseum • 7 p.m.
 Starkville, MS

STARKVILLE, Miss. — For the third time in four games, All-SEC senior Jarvis Varnado registered a double-double as the Mississippi State Bulldogs rode a tight second-half defense to a 75-50 victory against Texas Pan-American.

Varnado totaled 12 points, collected a season-high 15 rebounds and tied a season-high 8 blocks to lead MSU.

Three other Bulldogs scored in double-digits, including sophomore point guard Dee Bost (13), senior Barry Stewart (12) and junior Ravern Johnson (11).

Junior Nick Weiermiller and senior Luis Valera led the Broncs with 8 points each.

While MSU never trailed in the contest, it saw its 25-14 lead with 10 minutes remaining in the first half shrink to just two points with three left before the break. MSU finished on a 9-2 run to go up 42-33 at the break.

The Bulldogs tightened the defense in the second half, allowing just 17 points and scoring 33 of their own. State finished shooting a season-high 52.6 percent from the floor and held the Broncs to just a 29.2 percent effort.

Texas-Pan American (0-5)

Player	FG	3FG	FT	RB	PF	PT	A	Min
Valera	4-10	0-0	0-0	5	1	8	0	21
Hearn	2-7	1-2	1-2	4	1	6	2	23
Maree	0-2	0-0	3-4	2	4	3	2	22
Weiermiller	3-10	2-6	0-0	4	0	8	1	30
Smith	2-5	1-4	0-0	5	2	5	1	21
Hawkins	3-9	0-0	1-2	3	3	7	0	16
Urbanus	1-6	1-2	0-0	0	0	3	1	25
Jones	1-4	1-4	0-0	1	0	3	0	10
Seagers	0-2	0-2	0-0	1	0	0	0	2
Hendrix	3-8	1-1	0-0	2	1	7	0	20
Couch	0-1	0-0	0-0	0	2	0	0	18
Trader	0-1	0-0	0-0	1	1	0	0	2
TOTALS	19-65	7-21	5-8	33	15	50	7	200

Mississippi State (3-1)

Player	FG	3FG	FT	RB	PF	PT	A	Min
Varnado	6-8	0-0	0-2	15	2	12	1	27
Johnson	4-8	2-5	1-1	3	4	11	0	25
Bost	4-10	2-6	3-3	6	1	13	4	30
Stewart	5-10	2-5	0-0	2	1	12	0	31
Turner	2-5	1-3	0-0	3	2	5	2	22
Osby	3-6	1-2	1-1	2	1	8	2	15
Parker	1-1	0-0	0-0	0	0	2	0	1
Benock	0-0	0-0	0-0	1	0	0	0	12
Luczak	0-0	0-0	0-0	1	0	0	0	2
Price	0-0	0-0	0-0	0	0	0	0	1
Augustus	4-7	1-1	0-0	8	1	9	0	21
Lewis	1-1	0-0	0-0	1	0	2	0	9
Bailey	0-1	0-0	1-4	0	0	1	0	4
TOTALS	30-57	9-22	6-11	45	12	75	9	200

Halftime: MSU 42, TPAU 33. FG%: MSU 52.6%, TPAU 29.2%. 3FG%: MSU 40.9%, TPAU 33.3%. FT%: MSU 54.5%, TPAU 62.5%. Turnovers: MSU 16 (Johnson 5), TPAU 11 (Maree 3). Blocked Shots: MSU 14 (Varnado 8), TPAU 2 (Valera, Hendrix). Steals: MSU 8 (Turner 3), TPAU 6 (Smith 3). Officials: Steve Coleman, Ron Groover, Brian Shey. Attendance: 3,214.

GAME 5 — Nov. 27, 2009

Mississippi State	62
Richmond	63

South Padre Convention Center • 5 p.m.
South Padre Island, TX

SOUTH PADRE ISLAND, Texas — After finding itself down by as many as 14 points to Richmond on numerous occasions in the semifinals of the South Padre Island Invitational, Mississippi State fought back and seemed to take control late in the game.

But with 9.8 seconds remaining and his team trailing by one, Spiders guard Kevin Anderson nailed a 15-foot jumper to lift Richmond to a stunning 63-62 victory.

The loss snapped MSU's three-game winning streak.

Despite putting itself in an early hole, the Bulldogs battled back and closed the gap to 35-32 at the break on a putback by Phil Turner right before time expired.

The Spiders, though, regained the early momentum in the second half and pushed their lead back to 10. But as they did the first half, MSU came storming back.

That persistence paid off with 10:22 left on two free throws by Kodi Augustus that tied the game at 49-apiece. Augustus, who finished with 13 points, later gave the Bulldogs its first lead at 55-53 with two more free throws at the 7:36 mark.

State then built its biggest advantage at 62-57 on a short jumper by Raven Johnson, who totaled a team-high 15 points.

Richmond (5-1)

Player	FG	3FG	FT	RB	PF	PT	A	Min
Gonzalez	3-7	2-5	1-3	4	1	9	4	37
Anderson	5-12	0-3	2-2	4	1	12	3	39
Harper	3-3	2-2	1-2	2	3	9	2	19
Geriot	3-10	1-4	0-0	2	3	7	5	35
Butler	6-10	2-4	5-5	4	4	19	0	34
Garrett	0-0	0-0	0-0	1	5	0	0	7
Duinker	1-1	1-1	2-2	1	2	5	0	8
Smith	1-1	0-0	0-0	2	3	2	0	21
TOTALS	22-44	8-19	11-14	24	22	63	16	200

Mississippi State (3-2)

Player	FG	3FG	FT	RB	PF	PT	A	Min
Varnado	2-6	0-0	4-4	6	4	8	0	23
Johnson	6-11	3-6	0-0	6	1	15	1	31
Bost	1-7	1-5	2-4	3	3	5	4	35
Stewart	4-10	4-6	1-2	3	1	13	0	35
Turner	2-8	0-3	0-0	9	0	4	2	23
Augustus	2-7	1-2	8-8	6	4	13	0	25
Osby	1-1	0-0	2-4	1	1	4	0	8
Benock	0-3	0-3	0-1	1	0	0	0	10
Lewis	0-0	0-0	0-0	2	2	0	0	6
Bailey	0-1	0-0	0-0	0	1	0	0	4
TOTALS	18-54	9-25	17-23	41	15	62	10	200

Halftime: MSU 32, Richmond 35. FG%: MSU 33.3%, Richmond 50.0%. 3FG%: MSU 36.0%, Richmond 42.1%. FT%: MSU 73.9%, Richmond 78.6%. Turnovers: MSU 13 (Stewart 5), Richmond 13 (Geriot, Garrett 3). Blocked Shots: MSU 1 (Varnado 1), Richmond 1 (Smith 1). Steals: MSU 0, Richmond 5 (Anderson 3). Officials: Bill Gracey, Larry Spaulding, Brent Dugas. Attendance: 585.

GAME 6 — Nov. 28, 2009

Mississippi State	69
Old Dominion	55

South Padre Convention Center • 4:30 p.m.
South Padre Island, TX

SOUTH PADRE ISLAND, Texas — Sophomore point guard Dee Bost tied career highs with 25 points and six made treys to help the Mississippi State Bulldogs to a 69-55 victory against the Old Dominion Monarchs to claim the consolation game of the South Padre Island Invitational.

Bost drained 6 of his 9 three-point attempts, grabbed four rebounds and handed out four assists.

After dislocating his finger twice in the first half, all-SEC senior Jarvis Varnado saw just 19 minutes of action but shot 6-of-7 from the field to score 15 points and claim six rebounds. Fellow senior Barry Stewart and junior Kodi Augustus each contributed 10 points to wrap up four Bulldogs in double digits.

Senior forward Gerald Lee led ODU with 20 points on 9-of-14 shooting.

The Monarchs scored the game's first four points and the Bulldogs saw a back-and-forth first half. State built a 30-18 lead before ODU pulled the lead to 36-28 by halftime.

Despite seeing its lead drop to just 50-47 with 10:47 remaining, Mississippi State never trailed in the second half. MSU reeled off a 14-3 run and led 64-50 with under a minute to go.

Old Dominion (4-2)

Player	FG	3FG	FT	RB	PF	PT	A	Min
James	3-11	3-6	0-0	3	3	9	3	27
Lee	9-15	0-0	2-2	3	4	20	0	26
Hassell	2-6	0-0	0-0	2	4	4	1	24
Neely	1-5	1-4	0-0	3	2	3	3	25
Finney	3-7	1-4	3-4	6	2	10	3	32
Wright	0-0	0-0	0-0	0	0	0	0	2
Iliadis	1-2	0-1	0-0	0	1	2	0	4
Cooper	0-1	0-0	0-0	2	1	0	0	11
De Lancey	2-2	0-0	0-0	0	0	4	3	13
Bazemore	1-3	0-1	1-2	1	4	3	1	20
Carter	0-6	0-2	0-0	5	2	0	0	16
TOTALS	22-58	5-18	6-8	33	23	55	14	200

Mississippi State (4-2)

Player	FG	3FG	FT	RB	PF	PT	A	Min
Varnado	6-7	0-0	3-5	6	2	15	0	19
Johnson	2-6	2-5	0-0	3	0	6	3	26
Bost	8-13	6-9	3-4	4	0	25	4	37
Stewart	3-10	1-7	3-3	3	1	10	3	34
Turner	1-2	0-1	0-0	6	1	2	0	26
Augustus	1-4	0-1	8-8	7	3	10	2	24
Osby	0-1	0-0	1-2	1	2	1	0	14
Benock	0-0	0-0	0-0	0	0	0	0	10
Lewis	0-1	0-0	0-0	0	0	0	0	4
Bailey	0-1	0-0	0-1	0	1	0	0	6
TOTALS	21-45	9-23	18-23	33	10	69	12	200

Halftime: MSU 36, OD 28. FG%: MSU 46.7%, OD 37.9%. 3FG%: MSU 39.1%, OD 27.8%. FT%: MSU 78.3%, OD 75.0%. Turnovers: MSU 11 (Benock 3), OD 10 (James, Lee, 3). Blocked Shots: MSU 5 (Varnado 5), OD 0. Steals: MSU 3 (Augustus 2), OD 5 (5 players with 1). Officials: Brent Dugas, Brad Batt, Darren George. Attendance: 543.

GAME 7 — Dec. 5, 2009

Mississippi State	105
St. Bonaventure	53

Humphrey Coliseum • 1 p.m.
Starkville, MS

STARKVILLE, Miss. — All-SEC senior Jarvis Varnado scored 14 points to become the 31st member of Mississippi State's 1,000-point club en route to a 105-53 victory against St. Bonaventure.

Varnado also claimed eight rebounds, four blocks and three steals. The 52-point win tied the largest margin of victory for a Rick Stansbury-coached team.

The Bonnies entered the game atop the national rankings in field-goal percentage (55.1), but hit just 23-of-69 shots.

Conversely, SBU's opponents were averaging just 57.0 points per game, but State had racked up 56 by halftime and nearly doubled that mark.

Mississippi State also tied the all-time school record of 16 three-pointers made after shooting 16-of-28 from long-range. MSU outrebounded its opponent for the fifth time this season, 44-31.

For the fourth time this season, at least four Bulldog players recorded double-digit scoring, as five State players did Saturday. Raven Johnson had a season-high 18 points, while Dee Bost totaled 17 to go along with his eight rebounds and seven assists. Kodi Augustus had 17 points and Barry Stewart poured in 13.

St. Bonaventure (4-3)

Player	FG	3FG	FT	RB	PF	PT	A	Min
Cook	1-4	0-0	0-1	1	1	2	0	18
Nicholson	2-12	0-0	0-0	5	1	4	0	24
Matthews	2-7	1-3	0-0	0	1	5	1	25
Hall	1-3	0-0	0-0	2	2	2	1	20
Eleby	4-11	0-1	2-2	7	2	10	3	26
Adegboye	5-12	1-3	2-2	0	1	13	1	32
Conger	1-5	0-1	0-0	4	0	2	1	14
Leonard	0-3	0-1	0-2	1	0	0	0	4
Davenport	3-6	0-1	0-0	0	1	6	0	13
Simmons	2-4	0-1	1-2	6	5	5	0	11
Roseboro	2-2	0-0	0-0	2	4	4	0	13
TOTALS	23-69	2-11	5-9	31	18	53	7	200

Mississippi State (5-2)

Player	FG	3FG	FT	RB	PF	PT	A	Min
Augustus	4-5	3-4	6-8	5	1	17	1	24
Varnado	5-7	0-0	4-5	8	1	14	1	21
Johnson	7-11	4-6	0-0	5	0	18	3	24
Bost	6-9	5-7	0-0	8	4	17	7	24
Stewart	6-12	1-5	0-0	4	2	13	7	33
Osby	2-3	0-0	1-3	5	1	5	0	17
Parker	0-2	0-1	0-0	0	1	0	0	3
Benock	3-4	3-4	0-0	0	0	9	5	16
Luczak	0-0	0-0	0-0	0	1	0	0	3
Price	0-0	0-0	0-0	2	0	0	0	2
Turner	2-5	0-1	1-1	0	3	5	1	18
Lewis	2-4	0-0	3-4	5	0	7	0	15
TOTALS	37-62	16-28	15-21	44	14	105	25	200

Halftime: MSU 56, DBU 22. FG%: MSU 59.7%, SBU 33.3%. 3FG%: MSU 57.1%, SBU 18.2%. FT%: MSU 71.4%, SBU 55.6%. Turnovers: MSU 11 (Osby 3), SBU 12 (Eleby 4). Blocked Shots: MSU 10 (Varnado 4), SBU 4 (Simmons 3). Steals: MSU 7 (Varnado 3), SBU 5 (5 players with 1). Officials: Gary Maxwell, Tracy Woodson, Frank Scagliotta. Attendance: 3,344.

GAME 8 — DEC. 10, 2009

Mississippi State	76
DePaul	45

St. Pete Times, Forum • 5:30 p.m.
Tampa, FL

TAMPA, Fla. — Mississippi State's second participation in the SEC/Big East Challenge turned out much better as it cruised to a 76-45 victory against DePaul at the St. Pete Times Forum.

MSU also continued its magic in the Forum, the same venue where it captured the 2009 SEC Tournament.

For MSU, Kodi Augustus started things by hitting back-to-back 3-point baskets. Those shots were certainly a tone-setter for the evening. After tying a school-record with 16 3-point baskets against St. Bonaventure, the Bulldogs followed that up with nine of their 12 3s in the first half.

In the first 20 minutes, State also got four trays from Ravern Johnson, as well as single 3-point baskets from Romero Osby and Dee Bost. The Bulldogs did not get their first 2-point basket in the first half until a Romero Osby basket at 1:37.

Johnson paced MSU's offensive attack with 14 points. Also in double figures were Osby with 13, followed by Stewart and Varnado with 12 points and Augustus with 11. Varnado also had a team-high 14 rebounds to become the seventh Bulldog to pull down 800-career boards.

DePaul (5-3)

Player	FG	3FG	FT	RB	PF	PT	A	Min
Hill	3-9	1-1	0-2	4	4	7	0	29
Stulu	1-2	1-2	0-0	4	4	3	0	14
Wallace	7-16	0-0	1-5	2	3	15	0	27
Kelly	1-3	1-2	0-0	2	2	3	1	24
Walker	5-21	2-8	0-0	4	1	12	1	36
Bizoukas	1-4	0-1	3-3	1	2	5	0	23
Stovall	0-6	0-2	0-0	1	1	0	3	16
Rogers	0-0	0-0	0-0	1	0	0	1	6
Belcaster	0-0	0-0	0-0	0	0	0	0	1
Freeland	0-0	0-0	0-0	0	0	0	0	3
Faber	0-1	0-0	0-0	0	2	0	0	11
Siggins	0-2	0-2	0-0	2	0	0	0	10
TOTALS	18-64	5-18	4-10	36	19	45	6	200

Mississippi State (6-2)

Player	FG	3FG	FT	RB	PF	PT	A	Min
Augustus	3-4	2-3	3-3	3	2	11	0	17
Varnado	4-5	0-0	4-6	14	0	12	0	26
Johnson	5-8	4-6	0-0	3	2	14	0	22
Bost	1-6	1-4	1-2	3	2	4	4	30
Stewart	3-10	2-4	4-5	3	2	12	2	30
Osby	4-9	1-3	4-4	7	0	13	1	17
Parker	0-0	0-0	0-0	1	0	0	0	1
Benock	2-5	2-5	0-0	2	0	6	1	20
Luczak	0-0	0-0	0-0	1	1	0	0	2
Price	1-1	0-0	0-0	0	0	2	0	1
Turner	1-6	0-4	0-0	5	0	2	5	20
Lewis	0-1	0-0	0-2	4	3	0	0	14
TOTALS	24-55	12-29	16-22	49	12	76	13	200

Halftime: MSU 35, DU 15. FG%: MSU 43.6%, DU 28.1%. 3FG%: MSU 41.4%, DU 27.8%. FT%: MSU 72.7%, DU 40.0%. Turnovers: MSU 17 (Bost 5), DU 12 (Wallace, Kelly 3). Blocked Shots: MSU 7 (Varnado 3), DU 1 (Hill). Steals: MSU 6 (Turner 2), DU 10 (Wallace 3). Officials: Tony Greene, Mike Kitts, Doug Shows. Attendance: 9,353.

GAME 9 — DEC. 12, 2009

Mississippi State	72
UCLA	54

Honda Center • 3:30 p.m.
Anaheim, CA

ANAHEIM, Calif. — Mississippi State completed its coast-to-coast road swing with another impressive basketball victory Saturday, a 72-54 romp over UCLA at the 16th annual John R. Wooden Classic played in the Honda Center.

For a second straight game, the Bulldogs started strong and were never tied or behind in the contest. Ravern Johnson scored a 2-point basket and Barry Stewart drilled a 3-point basket, leading to a quick 5-0 lead.

Three-point baskets by Stewart and Ravern Johnson sparked an 8-0 run as MSU sprinted to a 17-7 advantage. The Bulldogs kept up the defensive pressure, forcing a pair of turnovers to again spark a 9-0 run. A putback by Johnson capped that run, giving the Bulldogs a 32-14 advantage with 5:23 left in the opening half.

MSU kept the early offensive momentum it had established and eased into a halftime with a 40-19 advantage.

In the second half, MSU kept the rhythm. Another 3-point basket by Johnson capped a half-opening 5-0 run as the Bulldogs built a 45-19 advantage. The Bulldogs held a 20-plus point lead for the opening 10 minutes of the final half.

Mississippi State (7-2)

Player	FG	3FG	FT	RB	PF	PT	A	Min
Augustus	3-5	1-2	0-1	2	2	7	0	22
Varnado	5-11	0-0	3-6	11	2	13	0	34
Johnson	12-15	5-8	0-0	7	0	29	0	31
Bost	0-6	0-4	2-2	6	1	2	7	34
Stewart	2-11	2-7	0-0	2	1	6	4	37
Osby	1-1	0-0	0-0	2	0	2	0	8
Parker	0-0	0-0	0-1	0	0	0	0	1
Benock	1-2	1-1	0-0	1	0	3	0	8
Luczak	0-0	0-0	0-0	0	0	0	0	1
Price	0-0	0-0	0-0	0	0	0	0	1
Turner	2-6	0-2	2-2	3	1	6	0	17
Lewis	2-2	0-0	0-2	1	1	4	0	6
TOTALS	28-59	9-24	7-12	39	8	72	11	200

UCLA (2-6)

Player	FG	3FG	FT	RB	PF	PT	A	Min
Nelson	1-5	0-0	3-6	8	0	5	1	25
Dragovic	0-9	0-5	0-0	1	2	0	1	29
Lee	6-13	1-4	3-6	6	1	16	2	36
Anderson	2-4	0-0	0-0	2	3	4	3	25
Roll	7-14	3-6	0-0	6	2	17	2	32
Moser	1-2	0-1	0-0	1	2	2	1	4
Trapani	0-1	0-1	0-0	0	0	0	0	1
Keefe	0-0	0-0	0-0	1	2	0	0	5
Lane	0-0	0-0	0-0	0	0	0	1	8
Morgan	2-5	0-0	0-0	3	0	4	0	14
Honeycutt	3-10	0-3	0-1	8	1	6	1	21
TOTALS	22-63	4-20	6-13	41	13	54	12	200

Halftime: MSU 40, UCLA 19. FG%: MSU 47.5%, UCLA 34.9%. 3FG%: MSU 37.5%, UCLA 20.0%. FT%: MSU 58.3%, UCLA 46.2%. Turnovers: MSU 12 (Bost 3), UCLA 10 (Honeycutt 3). Blocked Shots: MSU 8 (Varnado 7), UCLA 1 (Morgan). Steals: MSU 5 (Turner 3), UCLA 7 (Nelson 2). Officials: Mike Stuart, Mike Nance, Doug Simmons. Attendance: 13,043.

GAME 10 — DEC. 16, 2009

Mississippi State	80
Wright State	69

Humphrey Coliseum • 6 p.m.
Starkville, MS

STARKVILLE, Miss. — Barry Stewart found his stroke to the tune of a season-high 21 points to lift Mississippi State to its fifth-straight victory, an 80-69 win against Wright State.

Stewart brought down season-highs in both field goals (8) and treys (5) and added 3 rebounds.

Leading the SEC in field-goal shooting, all-SEC senior Jarvis Varnado added 17 points on 6-of-6 shooting to go along with his six blocks.

Junior Ravern Johnson's 13 points and sophomore forward Romero Osby's 10 rounded out State scorers in double digits. Sophomore point guard Dee Bost handed out a career-high 11 assists.

Wright State's Troy Tabler recorded a game-high 22 points on 6-of-12 shooting from behind the arc.

The first half was one of several runs as MSU took a 43-31 lead into halftime.

The two teams combined for five-straight made treys out of the break, but the Raiders could never shrink the lead to less than nine the remainder of the game.

MSU drained a season-high 63.0 percent of their shots, the fourth-best mark of any team under Stansbury's tenure.

Wright State (6-4)

Player	FG	3FG	FT	RB	PF	PT	A	Min
Cooperwood	2-6	0-3	0-0	4	4	4	0	26
Thomas	5-8	4-6	0-0	1	1	14	0	24
Tabler	7-13	6-12	2-2	3	1	22	4	37
Brown	4-17	2-6	2-2	4	1	12	4	39
Duggins	4-11	2-6	0-0	1	1	10	4	39
Land	1-4	0-1	2-2	4	4	4	1	15
Darkwa	0-0	0-0	0-0	1	0	0	0	1
Grote	0-6	0-1	2-2	4	2	2	1	14
Cartham	0-0	0-0	0-0	0	1	0	0	3
Kock	0-1	0-1	1-2	1	0	1	0	2
TOTALS	23-66	14-36	9-10	28	15	69	14	200

Mississippi State (8-2)

Player	FG	3FG	FT	RB	PF	PT	A	Min
Augustus	1-4	1-4	2-2	5	1	5	1	27
Varnado	6-6	0-0	5-8	8	1	17	0	30
Johnson	5-7	3-4	0-0	5	1	13	1	32
Bost	3-9	1-5	0-0	6	1	7	11	33
Stewart	8-11	5-7	0-0	3	2	21	1	33
Osby	4-4	2-2	0-0	2	0	10	0	9
Parker	0-0	0-0	0-0	0	0	0	0	1
Benock	0-0	0-0	0-0	0	4	0	1	11
Luczak	0-0	0-0	0-0	0	0	0	0	1
Price	0-0	0-0	0-0	0	0	0	0	1
Turner	0-3	0-3	3-4	1	2	3	1	16
Lewis	2-2	0-0	0-0	2	0	4	0	5
Riek	0-0	0-0	0-0	0	0	0	0	1
TOTALS	29-46	12-25	10-14	34	12	80	16	200

Halftime: MSU 43, WSU 31. FG%: MSU 63.0%, WSU 34.8%. 3FG%: MSU 48.0%, WSU 38.9%. FT%: MSU 71.4%, WSU 90.0%. Turnovers: MSU 18 (Bost, Osby 4), WSU 10 (Tabler 4). Blocked Shots: MSU 13 (Varnado 6), WSU 0. Steals: MSU 5 (Augustus, Stewart 2), WSU 7 (Cooperwood 2). Officials: Tom Eades, Jamie Luckie, Tracy Woodson. Attendance: 4,721.

GAME 11 — DEC. 19, 2009

Mississippi State	70
Houston	64

Hofheinz Pavilion • 1 p.m.
Houston, TX

HOUSTON, Texas — Mississippi State scored the final six points of the game en route to a come-from-behind 70-64 win at Houston.

Barry Stewart hit a 4-foot jump shot with 34 seconds left to break a 64-all tie. The Cougars then were denied on their next possession with Jarvis Varnado grabbing the rebound. On the other end, Varnado hit a pair of free throws before slamming the door shut on the Cougars with his fifth blocked shot. Ravern Johnson came away with possession and hit two free throws to secure the win.

Houston entered the contest averaging better than 86 points per game - good for fifth in the nation. However, the Cougars found the going tough against the MSU defense. Houston only shot 31 percent.

In the opening half, Houston started strong, taking a 21-13 advantage midway through. But MSU turned up the defensive pressure to make it 34-all at the half. MSU sprinted to its largest lead by scoring the first nine points of the second half. UH did not score for the first 4:44 of the final half. After a 3-point basket by Kodi Augustus gave MSU a 43-34 lead, Houston responded with an 8-0 run of its own.

State still maintained the lead until a putback by Kelvin Lewis put Houston on top 53-52 with 6:49 left in the contest.

Mississippi State (9-2)

Player	FG	3FG	FT	RB	PF	PT	A	Min
Augustus	3-8	1-2	0-0	16	2	7	0	20
Varnado	3-11	0-0	7-17	17	3	13	0	34
Johnson	5-14	3-10	2-2	4	1	15	1	38
Bost	4-9	2-4	5-5	6	0	15	6	38
Stewart	6-12	1-4	1-2	5	3	14	0	37
Osby	0-0	0-0	0-0	1	1	0	0	2
Benock	0-0	0-0	0-0	2	3	0	1	6
Turner	1-3	1-2	2-2	4	1	5	0	21
Lewis	0-0	0-0	1-2	1	0	1	0	4
TOTALS	22-57	8-22	18-30	59	14	70	8	200

Houston (5-3)

Player	FG	3FG	FT	RB	PF	PT	A	Min
Van Slyke	1-5	1-2	0-0	3	4	3	1	9
Lewis	7-17	4-10	0-0	4	3	18	0	39
Wade	0-4	0-1	0-0	3	1	0	6	33
A. Coleman	10-31	3-8	5-11	12	1	28	2	40
Brown	1-11	1-7	0-0	1	0	3	1	31
S. Coleman	0-1	0-1	0-0	0	4	0	0	3
Nixon	2-4	1-2	0-1	0	3	5	0	15
McNeil	2-3	0-0	0-0	4	1	4	0	8
Haywood	0-0	0-0	0-0	0	1	0	0	1
Broughton	1-1	0-0	1-2	6	5	3	1	18
Washington	0-0	0-0	0-0	0	0	0	0	3
TOTALS	24-77	10-31	6-14	39	23	64	11	200

Halftime: MSU 34, UH 34. FG%: MSU 38.6%, UH 31.2%. 3FG%: MSU 36.4%, UH 32.3%. FT%: MSU 60.0%, UH 42.9%. Turnovers: MSU 19 (Bost 7), UH 6 (Lewis 2). Blocked Shots: MSU 6 (Varnado 5), UH 0. Steals: MSU 5 (Bost 2), UH 7 (three with 3). Officials: Gary Maxwell, Patrick Adams, Lee Cassell. Attendance: 3,422.

GAME 12 — DEC. 22, 2009

Mississippi State	88
Centenary	51

Mississippi Coliseum • 7 p.m.
Jackson, MS

JACKSON, Miss. — Mississippi State dominated once again in the state capital behind Ravern Johnson's 20 points en route to 88-51 victory against the Centenary Gents at Mississippi Coliseum.

The Bulldogs also got excellent play from its bench, which contributed a season-high 31 points.

Junior Riley Benock led the bench with 9 points on 3-of-3 shooting from beyond the arc, while Johnson matched his season high with 5 three-pointers. Senior Barry Stewart and sophomore Dee Bost accumulated 14 points, 5 assists and 10 points, 6 assists respectively.

Mississippi State struggled in the game's first five minutes, as the Gents managed to lead 7-6 on a Tubner jumper at the 15:36 mark. A Benock trey sparked the Bulldogs to an 11-2 run midway through the half, and Johnson completed a four-point play to close out a 46-27 MSU advantage entering halftime.

The Bulldogs never looked back and continued to stretch the lead throughout the second frame. Freshman John Riek recorded the first points of his career at the 11:09 mark and finished with 6 points.

Centenary (4-7)

Player	FG	3FG	FT	RB	PF	PT	A	Min
Marseille	1-5	0-1	1-4	4	0	3	2	24
Bonham	2-2	1-1	1-2	0	2	6	1	18
Tubner	4-10	1-2	0-0	1	0	9	1	28
Perez	4-10	1-3	0-0	3	0	9	2	28
Starring	1-8	1-2	0-0	5	2	3	1	27
Davis	1-1	1-1	2-2	2	0	5	0	4
Marciel	0-2	0-1	2-2	3	3	2	0	18
Sims	2-10	0-3	0-0	3	4	4	0	16
Swartz	3-6	1-2	1-2	4	0	8	1	18
Trotman	1-1	0-0	0-0	1	1	2	0	5
Nakwaasah	0-4	0-3	0-0	3	2	0	2	14
TOTALS	19-59	6-19	7-12	29	14	51	10	200

Mississippi State (10-2)

Player	FG	3FG	FT	RB	PF	PT	A	Min
Augustus	2-6	0-1	1-2	5	3	5	3	23
Varnado	2-5	0-0	4-4	9	1	8	1	24
Johnson	6-11	5-8	3-3	3	0	20	0	23
Bost	4-7	2-4	0-0	6	1	10	6	27
Stewart	5-10	2-6	2-5	4	3	14	5	33
Osby	3-5	2-3	0-0	2	2	8	0	17
Parker	0-1	0-1	0-0	0	0	0	0	3
Benock	3-3	3-3	0-0	1	0	9	2	15
Luczak	0-0	0-0	0-0	0	0	0	0	3
Price	0-2	0-0	0-0	0	0	0	0	2
Turner	2-6	0-1	2-2	4	1	6	3	14
Lewis	1-1	0-0	0-0	1	0	2	0	8
Riek	2-3	0-0	2-2	7	1	6	0	8
TOTALS	30-60	14-27	14-18	44	12	88	20	200

Halftime: MSU 47, Cent 27. FG%: MSU 50.0%, Cent 32.2%. 3FG%: MSU 51.9%, Cent 31.6%. FT%: MSU 77.8%, Cent 58.3%. Turnovers: MSU 10 (Riek 3), Cent 11 (Starring, Sims 2). Blocked Shots: MSU 9 (Varnado 4), Cent 4 (Four with four). Steals: MSU 5 (Bost and Turner 2), Cent 7 (Marseille, Nakwaasah). Officials: Tony Greene, Pat Adams, John Hampton. Attendance: 5,502.

GAME 13 — DEC. 28, 2009

Mississippi State	73
Mississippi Valley State	45

Humphrey Coliseum • 7 p.m.
Starkville, MS

STARKVILLE, Miss. — Mississippi State showed no post-Christmas Day rust, rolling past Mississippi Valley State 73-45.

The Bulldogs closed out the home portion of their non-conference slate by winning an eighth straight game.

After a sluggish start, the Bulldogs broke away from an 8-8 tie with a 15-4 run. Back-to-back 3-point baskets from Barry Stewart and Phil Turner punctuated that run. Ravern Johnson also hit a trey during the spree, while defensively MSU received a steal from Riley Benock and a pair of blocks from Jarvis Varnado.

The outside shooting of MVSU's Shannon Behling kept the Delta Devils in the contest early. The Bulldogs ended the half with a 9-0 run to take a 41-22 advantage at the intermission.

The hosts stretched that run to 19-0 by scoring the first 10 points of the game's final half. After going the 3:48 of the half without a point, the Delta Devils could get no closer than a 25 point deficit the remainder of the way.

Johnson paced the MSU offensive attack with 22 points, including a 5-of-10 night from 3-point range.

MVSU was led by Behling's 16 points.

Mississippi Valley State (11-12)

Player	FG	3FG	FT	RB	PF	PT	A	Min
Donald	1-2	0-0	0-0	4	1	2	0	11
Studivant	2-7	0-0	0-2	2	1	4	0	12
Cheeks	0-6	0-3	0-0	9	2	0	3	30
Behling	7-20	2-6	0-0	14	3	16	1	37
Burwell	2-5	2-3	0-0	1	4	6	1	38
Mack	0-1	0-1	0-0	0	0	0	0	2
Lamb	1-3	0-2	0-0	1	0	2	1	15
Cox	1-1	0-0	1-1	2	0	3	0	13
M. Holmes	0-3	0-1	0-0	4	2	0	0	13
J. Holmes	5-14	0-3	2-5	3	3	12	0	29
TOTALS	19-62	4-19	3-8	45	16	45	6	200

Mississippi State (11-2)

Player	FG	3FG	FT	RB	PF	PT	A	Min
Augustus	2-10	2-6	1-3	4	1	7	3	29
Varnado	3-4	0-0	4-4	7	4	10	2	20
Johnson	8-15	5-10	1-3	4	0	22	0	29
Bost	2-12	1-7	0-0	5	0	5	7	36
Stewart	4-9	2-5	1-2	5	1	11	2	25
Parker	0-0	0-0	0-0	0	0	0	0	1
Benock	0-1	0-1	0-0	0	0	0	0	18
Luczak	0-0	0-0	0-0	0	0	0	0	1
Price	0-2	0-0	0-0	0	0	0	0	1
Turner	3-5	2-4	4-4	8	1	12	2	19
Lewis	1-2	0-0	0-0	1	1	2	0	10
Riek	1-3	0-0	2-4	5	2	4	0	11
TOTALS	24-61	12-33	13-20	44	10	73	16	200

Halftime: MSU 41, MVSU 22. FG%: MSU 39.3%, MVSU 30.6%. 3FG%: MSU 36.4%, MVSU 21.1%. FT%: MSU 65.0%, MVSU 37.5%. Turnovers: MSU 4 (Four with 4), MVSU 13 (Behling, Burwell 3). Blocked Shots: MSU 12 (Varnado 7), MVSU 1 (Studivant). Steals: MSU 10 (Bost 3), MVSU 1 (Behling). Officials: Joe Lindsey, Bert Smith, Brent Baranky. Attendance: 5,421.

GAME 14 — DEC. 19, 2009

Mississippi State 70
Houston 64

Jenny Craig Pavilion • 1 p.m.
 San Diego, CA

San Diego, Calif. — Jarvis Varnado scored 23 points and pulled down a career-high 17 rebounds Mississippi State defeated San Diego 77-68.

Varnado gathered 17 rebounds for the third time in his career - matching his output earlier this year in a road win at Houston and last year in a home win over LSU. For the Bulldog senior, it was his seventh double double of the season and 22nd of his standout career. The 23 point night - highlighted by a 7-of-7 night at the free throw line - marked a new season-high.

M-State closes out 2009 with its ninth straight victory.

MSU fell behind early as the Bulldogs missed six of their first seven shots from the field. Despite the early struggles the deficit was never more than five points. Trailing 20-16, the Bulldogs finally found a rhythm, ripping off a 10-0 run.

A Wendell Lewis dunk capped that run, placing the Bulldogs ahead 26-20. MSU would not trail for the remainder of the contest. Thanks to the final of three first-half 3-point baskets from Kodi Augustus and eight first-half rebounds from Jarvis Varnado, the Bulldogs were able to stretch the lead.

Brandon Johnson led USD with 31 points.

Mississippi State (12-2)

Player	FG	3FG	FT	RB	PF	PT	A	Min
Augustus	6-8	3-3	2-5	2	2	17	1	24
Varnado	8-9	0-0	7-7	17	3	23	1	27
Johnson	3-5	2-3	2-4	3	1	10	0	37
Bost	3-10	0-2	4-6	3	0	10	3	36
Stewart	1-6	0-2	0-0	0	3	2	4	31
Osby	0-0	0-0	2-2	2	1	2	0	3
Benock	0-1	0-1	0-0	1	3	0	1	15
Turner	3-7	1-3	2-2	2	1	9	0	17
Lewis	2-2	0-0	0-0	2	0	4	0	10
TOTALS	26-48	6-14	19-26	35	20	77	10	200

San Diego (6-9)

Player	FG	3FG	FT	RB	PF	PT	A	Min
Lewis	3-3	2-2	0-0	9	3	8	2	24
Mafra	6-13	0-0	2-4	5	5	14	1	22
Johnson	8-16	3-7	12-15	3	1	31	2	36
Dorr	1-2	0-1	2-2	1	4	4	2	33
Jackson	2-12	1-7	0-0	0	1	5	1	30
Ginty	0-1	0-0	1-2	2	1	1	1	20
McCollum	0-3	0-0	0-0	0	0	0	0	4
Crescencio	0-1	0-0	1-2	2	1	1	0	9
Rancifer	1-1	0-0	0-0	0	1	2	0	9
Houston	1-5	0-0	0-0	4	4	2	0	13
TOTALS	22-57	6-17	18-25	29	21	68	9	200

Halftime: MSU 38. USD 30. FG%: MSU 54.2%, USD 38.6%. 3FG%: MSU 42.9%, USD 35.3%. FT%: MSU 73.1%, USD 72.0%. Turnovers: MSU 17 (Augustus, Bost, Stewart 4), USD 12 (Johnson 3). Blocked Shots: MSU 4 (Varnado 2), USD 2 (Jackson, Rancifer 1). Steals: MSU 5 (Bost 2), USD 6 (Johnson 4). Officials: Tom Wood, Michael Greenstein, Steven Espinoza. Attendance: 3,422.

GAME 15 — JAN. 4, 2010

Mississippi State
Western Kentucky

E.A. Diddle Arena • 8 p.m.
 Bowling Green, KY

GAME 16 — JAN. 9, 2010

Mississippi State
Ole Miss

Tad Smith Coliseum • 12:30 p.m.
 Oxford, MS

LAST YEAR VS. WESTERN KENTUCKY

Western Kentucky 67 • (9-5)

#	Player	Total			3-Ptr			Rebounds			PF	TP	A	TO	Blk	Stl	Min
		FG-FGA	FG-FGA	FT-FTA	FG-FGA	FG-FGA	FT-FTA	Off	Def	Tot							
11	Dejan Cvoro	f	0-2	1-1	2-2	0	1	1	0	2	1	1	0	1	0	1	26
30	Steffphon Pettigrew	f	6-11	1-3	0-1	1	3	4	3	13	0	1	0	1	0	1	33
40	Jeremy Evans	c	8-12	0-0	3-5	6	4	10	3	19	0	2	2	2	2	2	32
04	AJ Slaughter	g	7-17	4-7	0-1	3	0	3	2	18	1	1	0	0	0	0	25
20	O. Mendez-Valdez	g	4-14	1-9	0-0	2	2	4	2	9	5	3	0	1	0	1	39
01	Sergio Kerusch	g	3-6	0-1	0-2	1	1	2	0	6	0	0	0	0	0	0	15
02	Anthony Sally	g	0-1	0-0	0-0	0	1	1	1	0	3	3	0	2	0	7	7
23	Mike Walker	g	0-0	0-0	0-0	0	0	0	0	0	0	0	0	0	0	0	1
31	Japeth Aguilar	g	0-2	0-0	0-0	0	0	0	0	0	0	0	0	0	0	0	5
33	Uros Komadic	g	0-0	0-0	0-0	0	0	0	0	0	0	0	0	0	0	0	1
35	DJ Magley	g	0-2	0-0	0-0	0	2	2	1	0	1	0	0	0	0	0	15
41	Matt Maresca	g	0-0	0-0	0-0	0	0	0	0	0	0	0	0	0	0	0	1
Team							3	0	3								
Totals			28-67	6-21	5-11	16	14	30	12	67	11	11	2	7	2	7	200
FG % 1st Half:		11-31	35.5%	2nd half:	17-36	47.2%	Game:		28-67	41.8%	Deadball						
3FG % 1st Half:		2-9	22.2%	2nd half:	4-12	33.3%	Game:		6-21	28.6%	2						
FT % 1st Half:		1-2	50.0%	2nd half:	4-9	44.4%	Game:		5-11	45.5%							

Mississippi State 95 • (10-5)

Player		FG-FGA	3-Ptr	Rebounds					PF	TP	A	TO	Blk	Stl	Min
#			FG-FGA	FT-FTA	Off	Def	Tot								
32	Jarvis Varnado	c	2-6	0-0	2-2	0	10	10	4	6	1	1	1	1	23
02	Ravenn Johnson	g	9-10	6-7	2-2	1	1	1	26	0	3	0	0	0	30
03	Dee Bost	g	7-12	2-4	2-3	1	3	4	2	18	0	3	0	1	33
22	Barry Stewart	g	6-9	4-6	2-2	1	2	3	1	18	3	0	0	2	32
25	Phil Turner	g	3-5	0-2	0-0	1	3	4	3	6	2	2	0	0	23
04	Twany Beckham	g	0-0	0-0	0-0	0	1	1	1	0	3	2	0	1	6
05	Romero Osby	g	2-4	0-0	0-0	0	2	2	1	4	2	1	0	1	16
10	Christopher Gay	g	1-1	1-1	0-0	0	0	0	0	3	0	0	0	0	1
14	Rod Bryant	g	0-0	0-0	0-0	0	0	0	0	0	1	0	0	0	1
15	Riley Benock	g	2-3	1-2	0-0	0	1	1	0	5	0	2	0	1	15
20	Taylor Luczak	g	0-0	0-0	0-0	0	1	1	0	0	0	0	0	0	1
33	Brandon Bolen	g	0-0	0-0	0-0	0	0	0	0	0	0	0	0	0	2
44	Brian Johnson	g	1-1	0-0	1-1	0	1	1	1	3	0	0	0	0	4
45	Elgin Bailey	g	2-2	0-0	2-2	0	2	2	3	6	1	1	1	0	13
Team					1	1	2				1				
Totals			35-53	14-22	11-12	5	27	32	17	95	15	14	2	7	200
FG % 1st Half:		17-26	65.4%	2nd half:	18-27	66.7%	Game:		35-53	66.0%	Deadball				
3FG % 1st Half:		8-13	61.5%	2nd half:	6-9	66.7%	Game:		14-22	63.6%	Rebounds				
FT % 1st Half:		5-6	83.3%	2nd half:	6-6	100.0%	Game:		11-12	91.7%	0				

Officials: Gary Maxwell, Mike Thibodeaux, Tim Gaddis.

Technical fouls: Western Kentucky-None, Mississippi State-None.

Attendance: 7674

Actual attendance: 3,101.

Score by periods	1st	2nd	Total
Western Kentucky	25	42	67
Mississippi State	47	48	95

Last FG - WKU 2nd-03:41, MS 2nd-00:25.
Largest lead - WKU by 2 1st-16:24, MS by 28 2nd-18:33.Score tied - 4 times.
Lead changed - 2 times.

GAME 15 — JANUARY, 5, 2009

Mississippi State 95
Western Kentucky 67

Humphrey Coliseum

STARKVILLE, Miss. — Two shooters tallied record-breaking numbers as the Mississippi State Bulldogs exploded on offense to take down reigning Sweet Sixteen participant Western Kentucky Hilltoppers at Humphrey Coliseum.

Ravenn Johnson fell just one point shy of his career high of 21 points by halftime and finished the night with 26 on a 6-of-7 mark from behind the arc — the best single-game performance all-time for an MSU player from that range.

Johnson helped State match its best single-game team three-point total of 14. Dee Bost surpassed his previous high point total with 18 on 7-of-12 shooting

and added four rebounds while junior shooting specialist Barry Stewart set a new season mark with 18 points on a 4-of-6 performance from three.

Ranked second in the league in rebounding, junior Jarvis Varnado grabbed 10 boards to help State gain a 32-30 rebounding advantage.

After a few close minutes to begin the game, State then held the Hilltoppers scoreless for over six minutes and put up a 17-0 run while forcing WKU to miss eight consecutive shots from the floor. MSU carried a 47-25 lead into the half. Western Kentucky refused to let up in the second stanza however, and pulled to within 16 several times.

Mississippi State's 66.6 percent mark from the floor was the best single-game offensive efficiency of any Rick Stansbury squad.

HILLTOPPERS QUICK FACTS

Location..... Bowling Green, KY
 Founded 1906
 Enrollment..... 20,674
 Conference..... Sun Belt
 Nickname..... Hilltoppers
 Colors Red & White
 Arena E.A. Diddle Arena (7,326)
 President Dr. Gary Ransdell
 Athletic Director.. Dr. Camden "Wood" Selig
 Website wkusports.com

SERIES INFO (MSU leads, 3-2)

1941: WKU, 63-57 at Bowling Green
 1960: WKU, 61-50 at New Orleans#
 2000: MSU, 81-69 at Starkville
 2004: MSU, 81-75 at Bowling Green
 2009: MSU, 95-67 at Starkville

— Sugar Bowl Tournament

At Starkville: MSU leads, 2-0

At Bowling Green: Tied, 1-1

At Neutral Sites: WKU leads, 1-0

2009-2010 Mississippi State Basketball
Mississippi State Combined Team Statistics (as of Jan 01, 2010)
All games

RECORD:	OVERALL	HOME	AWAY	NEUTRAL
ALL GAMES	12-2	6-1	2-0	4-1
CONFERENCE	0-0	0-0	0-0	0-0
NON-CONFERENCE	12-2	6-1	2-0	4-1

#	Player	gp-gs	min	avg	Total		3-Point		F-Throw		Rebounds								a	to	blk	stl	pts	avg
					fg-fga	fg%	3fg-fga	3fg%	ft-fa	ft%	off	def	tot	avg	pf	dq								
02	Ravern Johnson	14-14	404	28.9	78-145	.538	45-91	.495	9-13	.692	8	44	52	3.7	12	0	10	18	9	6	210	15.0		
32	Jarvis Varnado	14-14	382	27.3	68-106	.642	0-0	.000	61-91	.670	40	111	151	10.8	28	0	12	22	71	9	197	14.1		
22	Barry Stewart	14-14	459	32.8	56-138	.406	27-74	.365	19-29	.655	10	31	41	2.9	24	0	39	16	3	8	158	11.3		
03	Dee Bost	14-14	462	33.0	44-121	.364	28-70	.400	31-41	.756	5	62	67	4.8	23	1	76	44	3	19	147	10.5		
24	Kodi Augustus	12-11	271	22.6	35-77	.455	16-30	.533	31-41	.756	22	45	67	5.6	25	0	11	26	10	5	117	9.8		
25	Phil Turner	14-3	294	21.0	29-81	.358	10-37	.270	18-19	.947	18	51	69	4.9	22	0	22	13	5	20	86	6.1		
05	Romero Osby	13-0	158	12.2	24-44	.545	7-14	.500	14-20	.700	10	28	38	2.9	11	0	7	17	5	2	69	5.3		
50	John Riek	3-0	20	6.7	3-6	.500	0-0	.000	4-6	.667	8	4	12	4.0	3	0	0	3	3	0	10	3.3		
15	Riley Benock	14-0	179	12.8	12-28	.429	10-25	.400	0-1	.000	0	13	13	0.9	9	0	13	9	2	8	34	2.4		
30	Wendell Lewis	14-0	115	8.2	15-25	.600	0-0	.000	4-8	.500	11	19	30	2.1	12	0	0	8	5	0	34	2.4		
20	Taylor Luczak	9-0	15	1.7	1-1	1.000	1-1	1.000	0-0	.000	0	2	2	0.2	3	0	0	4	0	0	3	0.3		
45	Elgin Bailey	4-0	17	4.3	0-4	.000	0-0	.000	1-5	.200	0	0	0	0.0	2	0	0	1	1	0	1	0.3		
21	Baxter Price	9-0	11	1.2	1-3	.333	0-0	.000	0-0	.000	1	1	2	0.2	0	0	0	0	0	1	2	0.2		
12	Charles Parker	9-0	13	1.4	1-5	.200	0-2	.000	0-1	.000	0	1	1	0.1	2	0	0	2	0	0	2	0.2		
Team											16	27	43				3							
Total.....		14	2800		367-784	.468	144-344	.419	192-275	.698	149	439	588	42.0	176	1	190	186	117	78	1070	76.4		
Opponents.....		14	2800		307-861	.357	93-277	.336	116-181	.641	155	313	468	33.4	252	-	147	152	29	85	823	58.8		

TEAM STATISTICS	MS	OPP	Date	Opponent	Score	Att.
SCORING	1070	823	11-13-09	RIDER	L 74-88	7241
Points per game	76.4	58.8	11-19-09	SE LOUISIANA	w 82-67	4544
Scoring margin	+17.6	-	11-21-09	BETHUNE-COOKMAN	w 67-51	3721
FIELD GOALS-ATT	367-784	307-861	11-24-09	TEXAS-PAN AMERICAN	w 75-50	3214
Field goal pct	.468	.357	11-27-09	vs Richmond	L 62-63	585
3 POINT FG-ATT	144-344	93-277	11-28-09	vs Old Dominion	w 69-55	543
3-point FG pct	.419	.336	12-05-09	ST. BONAVENTURE	w 105-53	3344
3-pt FG made per game	10.3	6.6	12-10-09	vs DePaul	w 76-45	9353
FREE THROWS-ATT	192-275	116-181	12-12-09	vs UCLA	w 72-54	13043
Free throw pct	.698	.641	12-16-09	WRIGHT STATE	w 80-69	4721
F-Throws made per game	13.7	8.3	12-16-09	at Houston	w 70-64	3422
REBOUNDS	588	468	12-22-09	vs Centenary	w 88-51	5502
Rebounds per game	42.0	33.4	12-28-09	MISS. VALLEY STATE	w 73-45	5421
Rebounding margin	+8.6	-	12/31/09	at San Diego	w 77-68	1630
ASSISTS	190	147	* - Conference game			
Assists per game	13.6	10.5				
TURNOVERS	186	152				
Turnovers per game	13.3	10.9				
Turnover margin	-2.4	-				
Assist/turnover ratio	1.0	1.0				
STEALS	78	85				
Steals per game	5.6	6.1				
BLOCKS	117	29				
Blocks per game	8.4	2.1				
ATTENDANCE	32206	34078				
Home games-Avg/Game	7-4601	2-2526				
Neutral site-Avg/Game	-	5-5805				

Score by Periods	1st	2nd	Totals
Mississippi State	557	513	1070
Opponents	393	430	823

2009-2010 Mississippi State Basketball
Mississippi State Category Leaders (as of Dec 31, 2009)
All games

Points	G	Pts	Pts/G
Ravern Johnson	14	210	15.0
Jarvis Varnado	14	197	14.1
Barry Stewart	14	158	11.3
Dee Bost	14	147	10.5
Kodi Augustus	12	117	9.8
Phil Turner	14	86	6.1
Romero Osby	13	69	5.3
Riley Benock	14	34	2.4
Wendell Lewis	14	34	2.4
John Riek	3	10	3.3
Taylor Luczak	10	3	0.3
Charles Parker	9	2	0.2
Baxter Price	9	2	0.2

FG Percentage	FG	Att	Pct
Taylor Luczak	1	1	1.000
Jarvis Varnado	68	106	.642
Wendell Lewis	15	25	.600
Romero Osby	24	44	.545
Ravern Johnson	78	145	.538
John Riek	3	6	.500
Kodi Augustus	35	77	.455
Riley Benock	12	28	.429
Barry Stewart	56	138	.406
Dee Bost	44	121	.364
Phil Turner	29	81	.358
Baxter Price	1	3	.333

3-Point Percentage	3FG	Att	Pct
Taylor Luczak	1	1	1.000
Kodi Augustus	16	30	.533
Romero Osby	7	14	.500
Ravern Johnson	45	91	.495
Riley Benock	10	25	.400
Dee Bost	28	70	.400
Barry Stewart	27	74	.365
Phil Turner	10	37	.270
Charles Parker	0	2	.000

Free Throw Percent	FG	Att	Pct
Phil Turner	18	19	.947
Kodi Augustus	31	41	.756
Dee Bost	31	41	.756
Romero Osby	14	20	.700
Ravern Johnson	9	13	.692
Jarvis Varnado	61	91	.670
John Riek	4	6	.667
Barry Stewart	19	29	.655
Wendell Lewis	4	8	.500
Elgin Bailey	1	5	.200
Riley Benock	0	1	.000
Charles Parker	0	1	.000

Scoring Average	G	Pts	Avg/G
Ravern Johnson	14	210	15.0
Jarvis Varnado	14	197	14.1
Barry Stewart	14	158	11.3
Dee Bost	14	147	10.5
Kodi Augustus	12	117	9.8
Phil Turner	14	86	6.1
Romero Osby	13	69	5.3
John Riek	3	10	3.3
Wendell Lewis	14	34	2.4
Riley Benock	14	34	2.4
Taylor Luczak	10	3	0.3
Elgin Bailey	4	1	0.3

Field Goal Attempts	G	Att	Att/G
Ravern Johnson	14	145	10.4
Barry Stewart	14	138	9.9
Dee Bost	14	121	8.6
Jarvis Varnado	14	106	7.6
Phil Turner	14	81	5.8

Field Goals Made	G	Made	Made/G
Ravern Johnson	14	78	5.6
Jarvis Varnado	14	68	4.9
Barry Stewart	14	56	4.0
Dee Bost	14	44	3.1
Kodi Augustus	12	35	2.9

3-Point FG Attempts	G	Att	Att/G
Ravern Johnson	14	91	6.5
Barry Stewart	14	74	5.3
Dee Bost	14	70	5.0
Phil Turner	14	37	2.6
Kodi Augustus	12	30	2.5

3-Point FG Made	G	Made	Made/G
Ravern Johnson	14	45	3.2
Dee Bost	14	28	2.0
Barry Stewart	14	27	1.9
Kodi Augustus	12	16	1.3
Riley Benock	14	10	0.7
Phil Turner	14	10	0.7

Free Throw Attempts	G	Att	Att/G
Jarvis Varnado	14	91	6.5
Kodi Augustus	12	41	3.4
Dee Bost	14	41	2.9
Barry Stewart	14	29	2.1
Romero Osby	13	20	1.5

Free Throws Made	G	Made	Made/G
Jarvis Varnado	14	61	4.4
Kodi Augustus	12	31	2.6
Dee Bost	14	31	2.2
Barry Stewart	14	19	1.4
Phil Turner	14	18	1.3

2009-2010 Mississippi State Basketball
Mississippi State Category Leaders (as of Dec 31, 2009)
All games

Rebounds	G	Reb	Reb/G
Jarvis Varnado	14	151	10.8
Phil Turner	14	69	4.9
Kodi Augustus	12	67	5.6
Dee Bost	14	67	4.8
Ravern Johnson	14	52	3.7

Rebound Average	G	Reb	Avg/G
Jarvis Varnado	14	151	10.8
Kodi Augustus	12	67	5.6
Phil Turner	14	69	4.9
Dee Bost	14	67	4.8
John Riek	3	12	4.0

Offensive Rebounds	G	No.	Avg/G
Jarvis Varnado	14	40	2.9
Kodi Augustus	12	22	1.8
Phil Turner	14	18	1.3
Wendell Lewis	14	11	0.8
Romero Osby	13	10	0.8
Barry Stewart	14	10	0.7

Defensive Rebounds	G	No.	Avg/G
Jarvis Varnado	14	111	7.9
Dee Bost	14	62	4.4
Phil Turner	14	51	3.6
Kodi Augustus	12	45	3.8
Ravern Johnson	14	44	3.1

Fouls	G	No.	Per/G
Jarvis Varnado	14	28	2.0
Kodi Augustus	12	25	2.1
Barry Stewart	14	24	1.7
Dee Bost	14	23	1.6
Phil Turner	14	22	1.6

Foulouts	G	No.
Dee Bost	14	1

Assists	G	No.	Ast/G
Dee Bost	14	76	5.4
Barry Stewart	14	39	2.8
Phil Turner	14	22	1.6
Riley Benock	14	13	0.9
Jarvis Varnado	14	12	0.9

Steals	G	No.	Stl/G
Phil Turner	14	20	1.4
Dee Bost	14	19	1.4
Jarvis Varnado	14	9	0.6
Barry Stewart	14	8	0.6
Riley Benock	14	8	0.6

Blocked Shots	G	No.	Blk/G
Jarvis Varnado	14	71	5.1
Kodi Augustus	12	10	0.8
Ravern Johnson	14	9	0.6
Phil Turner	14	5	0.4
Romero Osby	13	5	0.4
Wendell Lewis	14	5	0.4

Minutes	G	No.	Min/G
Dee Bost	14	462	33.0
Barry Stewart	14	458	32.7
Ravern Johnson	14	404	28.9
Jarvis Varnado	14	382	27.3
Phil Turner	14	293	20.9

Turnovers	G	No.	TO/G
Dee Bost	14	44	3.1
Kodi Augustus	12	26	2.2
Jarvis Varnado	14	22	1.6
Ravern Johnson	14	18	1.3
Romero Osby	13	17	1.3

2009-2010 Mississippi State Basketball
Mississippi State Team Game-by-Game Comparison (as of Jan 01, 2010)
All games

Opponent	1st	2nd	Score	Mar	Total FG	FG Pct	3-Pointers	3FG Pct	Free Throws	FT Pct	Rebounds	Assist	T/Over	Block	Steal	Fouls
RIDER	42/44	32/44	74-88	(14)	26-62/30-59	.419/.508	10-27/10-16	.370/.625	12-19/18-28	.632/.643	37/38 (1)	15/14	12/6	9/2	2/5	20/19
SE LOUISIANA	41/29	41/38	82-67	+15	28-62/26-66	.452/.394	10-25/8-20	.400/.400	16-21/7-9	.762/.778	47/30 +17	12/12	13/11	10/7	9/5	9/19
BETHUNE-COOKMAN	31/24	36/27	67-51	+16	24-56/18-52	.429/.346	8-20/4-12	.400/.333	11-15/11-13	.733/.846	37/32 +5	13/9	13/15	9/4	8/9	8/15
TEXAS-PAN AMERICAN	42/33	33/17	75-50	+25	30-57/19-65	.526/.292	9-22/7-21	.409/.333	6-11/5-8	.545/.625	45/33 +12	9/7	16/11	14/2	8/6	12/15
Richmond	32/35	30/28	62-63	(1)	18-54/22-44	.333/.500	9-25/8-19	.360/.421	17-23/11-14	.739/.786	41/24 +17	10/16	13/13	1/1	0/5	15/22
Old Dominion	36/28	33/27	69-55	+14	21-45/22-58	.467/.379	9-23/5-18	.391/.278	18-23/6-8	.783/.750	33/33 -	12/14	11/10	5/0	3/5	10/23
ST. BONAVENTURE	56/22	49/31	105-53	+52	37-62/23-69	.597/.333	16-28/2-11	.571/.182	15-21/5-9	.714/.556	44/31 +13	25/7	11/12	10/4	7/5	14/18
DePaul	35/15	41/30	76-45	+31	24-55/18-64	.436/.281	12-29/5-18	.414/.278	16-22/4-10	.727/.400	49/36 +13	13/6	17/12	7/1	6/10	12/19
UCLA	40/19	32/35	72-54	+18	28-59/22-63	.475/.349	9-24/4-20	.375/.200	7-12/6-13	.583/.462	39/41 (2)	11/12	12/10	8/1	5/7	8/13
WRIGHT STATE	43/31	37/38	80-69	+11	29-46/23-66	.630/.348	12-25/14-36	.480/.389	10-14/9-10	.714/.900	34/28 +6	16/14	18/10	13/0	5/7	12/15
Houston	34/34	36/30	70-64	+6	22-57/24-77	.386/.312	8-22/10-31	.364/.323	18-30/6-14	.600/.429	59/39 +20	8/11	19/6	6/0	5/7	14/23
Centenary	46/27	42/24	88-51	+37	30-60/19-59	.500/.322	14-27/6-19	.519/.316	14-18/7-12	.778/.583	44/29 +15	20/10	10/11	9/4	5/7	12/14
MISS. VALLEY STATE	41/22	32/23	73-45	+28	24-61/19-62	.393/.306	12-33/4-19	.364/.211	13-20/3-8	.650/.375	44/45 (1)	16/6	4/13	12/1	10/1	10/16
San Diego	38/30	39/38	77-68	+9	26-48/22-57	.542/.386	6-14/6-17	.429/.353	19-26/18-25	.731/.720	35/29 +6	10/9	17/12	4/2	5/6	20/21

Note: Game totals are displayed in the format TEAM/OPPONENT for each category

2009-2010 Mississippi State Basketball
Mississippi State Game-by-Game Highs (as of Jan 01, 2010)
All games

Opponent	Date	Score	Points	Rebounds	Assists	Steals	Blocked shots
RIDER	11-13-09	74-88	22-Jarvis Varnado	14-Jarvis Varnado	7-Dee Bost	1-Phil Turner Dee Bost	7-Jarvis Varnado
SE LOUISIANA	11-19-09	82-67	20-Jarvis Varnado	14-Phil Turner	4-Dee Bost	3-Jarvis Varnado	8-Jarvis Varnado
BETHUNE-COOKMAN	11-21-09	67-51	10-Dee Bost Barry Stewart Ravern Johnson Jarvis Varnado	10-Jarvis Varnado	4-Barry Stewart	2-Riley Benock Ravern Johnson Phil Turner Dee Bost	4-Jarvis Varnado
TEXAS-PAN AMERICAN	11-24-09	75-50	13-Dee Bost	15-Jarvis Varnado	4-Dee Bost	3-Phil Turner	8-Jarvis Varnado
vs Richmond	11-27-09	62-63	15-Ravern Johnson	9-Phil Turner	4-Dee Bost	None	1-Jarvis Varnado
vs Old Dominion	11-28-09	69-55	25-Dee Bost	7-Kodi Augustus	4-Dee Bost	2-Kodi Augustus	5-Jarvis Varnado
ST. BONAVENTURE	12-05-09	105-53	18-Ravern Johnson	8-Dee Bost Jarvis Varnado	7-Dee Bost Barry Stewart	3-Jarvis Varnado	4-Jarvis Varnado
vs DePaul	12-10-09	76-45	14-Ravern Johnson	14-Jarvis Varnado	5-Phil Turner	2-Phil Turner	3-Jarvis Varnado
vs UCLA	12-12-09	72-54	29-Ravern Johnson	11-Jarvis Varnado	7-Dee Bost	3-Phil Turner	7-Jarvis Varnado
WRIGHT STATE	12-16-09	80-69	21-Barry Stewart	8-Jarvis Varnado	11-Dee Bost	2-Kodi Augustus Barry Stewart	6-Jarvis Varnado
at Houston	12-16-09	70-64	15-Ravern Johnson Dee Bost	17-Jarvis Varnado	6-Dee Bost	2-Dee Bost	5-Jarvis Varnado
vs Centenary	12-22-09	88-51	20-Ravern Johnson	9-Jarvis Varnado	6-Dee Bost	2-Dee Bost Phil Turner	4-Jarvis Varnado
MISS. VALLEY STATE	12-28-09	73-45	22-Ravern Johnson	8-Phil Turner	7-Dee Bost	3-Dee Bost	7-Jarvis Varnado
at San Diego	12/31/09	77-68	23-Jarvis Varnado	17-Jarvis Varnado	4-Barry Stewart	2-Dee Bost	2-Jarvis Varnado

2009-2010 Mississippi State Basketball
Mississippi State Points-Rebounds-Assists (as of Jan 01, 2010)
All games

Opponent	Date	Score		02 JOHNSON,R	03 BOST,DEE	05 OSBY,ROME	12 PARKER,CH	15 BENOCK,RIL	20 LUCZAK,TAY	21 PRICE,BAXT	22 STEWART,B	24 AUGUSTUS,	25 TURNER,PHI	30 LEWIS,WEND	32 VARNADO,J
RIDER	11-13-09	74-88	L	10-1-1	14-2-7	4-3-0	DNP	0-0-1	DNP	DNP	7-3-3	9-5-0	8-5-1	0-1-0	22-14-2
SLU	11-19-09	82-67	w	17-3-0	10-5-4	5-4-1	0-0-0	2-2-1	3-0-0	0-0-0	13-3-1	DNP	10-14-3	2-2-0	20-9-2
BCU	11-21-09	67-51	w	10-2-0	10-4-2	7-6-3	0-0-0	5-2-0	0-0-0	0-0-0	10-1-4	DNP	9-5-2	6-5-0	10-10-2
TPA	11-24-09	75-50	w	11-3-0	13-6-4	8-2-2	2-0-0	0-1-0	0-1-0	0-0-0	12-2-0	9-8-0	5-3-2	2-1-0	12-15-1
vs UR	11-27-09	62-63	L	15-6-1	5-3-4	4-1-0	DNP	0-1-0	DNP	DNP	13-3-3	13-6-0	4-9-2	0-3-0	8-6-0
vs ODU	11-28-09	69-55	w	6-3-3	25-4-4	1-1-0	DNP	0-0-0	DNP	DNP	10-3-3	10-7-2	2-6-0	0-0-0	15-6-0
SBU	12-05-09	105-53	w	18-5-3	17-8-7	5-5-0	0-0-0	9-0-5	0-0-0	0-2-0	13-4-7	17-5-1	5-0-1	7-5-0	14-8-1
vs DPU	12-10-09	76-45	w	14-3-0	4-3-4	13-7-1	0-1-0	6-2-1	0-1-0	2-0-0	12-3-2	11-3-0	2-5-5	0-4-0	12-14-0
vs UCLA	12-12-09	72-54	w	29-7-0	2-6-7	2-2-0	0-0-0	3-1-0	0-0-0	0-0-0	6-2-4	7-2-0	6-3-0	4-1-0	13-11-0
WSU	12-16-09	80-69	w	13-5-1	7-6-11	10-2-0	0-0-0	0-0-1	0-0-0	0-0-0	21-3-1	5-4-1	3-1-1	4-2-0	17-8-0
at HOU	12-16-09	70-64	w	15-4-1	15-6-6	0-1-0	DNP	0-2-1	DNP	DNP	14-5-0	7-16-0	5-4-0	1-2-0	13-17-0
vs CC	12-22-09	88-51	w	20-3-0	10-6-6	8-2-0	0-0-0	9-1-2	0-0-0	0-0-0	14-4-5	5-5-3	6-4-3	2-1-0	8-9-1
MVSU	12-28-09	73-45	w	22-4-0	5-5-7	DNP	0-0-0	0-0-0	0-0-0	0-0-0	11-5-2	7-4-3	12-8-2	2-1-0	10-7-2
at USDMBB	12/31/09	77-68	w	10-3-0	10-3-3	2-2-0	DNP	0-1-1	0-0-0	DNP	2-0-4	17-2-1	9-2-0	4-2-0	23-17-1

Opponent	Date	Score		45 BAILEY,ELG	50 RIEK,JOHN
RIDER	11-13-09	74-88	L	DNP	DNP
SLU	11-19-09	82-67	w	0-0-0	DNP
BCU	11-21-09	67-51	w	DNP	DNP
TPA	11-24-09	75-50	w	1-0-0	DNP
vs UR	11-27-09	62-63	L	0-0-0	DNP
vs ODU	11-28-09	69-55	w	0-0-0	DNP
SBU	12-05-09	105-53	w	DNP	DNP
vs DPU	12-10-09	76-45	w	DNP	DNP
vs UCLA	12-12-09	72-54	w	DNP	DNP
WSU	12-16-09	80-69	w	DNP	0-0-0
at HOU	12-16-09	70-64	w	DNP	DNP
vs CC	12-22-09	88-51	w	DNP	6-7-0
MVSU	12-28-09	73-45	w	DNP	4-5-0
at USDMBB	12/31/09	77-68	w	DNP	DNP

2009-2010 Mississippi State Basketball
Mississippi State Team High/Low Analysis (as of Jan 01, 2010)
All games

Mississippi State - TEAM GAME HIGHS

POINTS	105	ST. BONAVENTURE (12-05-09)
	88	vs Centenary (12-22-09)
	82	SE LOUISIANA (11-19-09)
	80	WRIGHT STATE (12-16-09)
	77	at San Diego (12/31/09)
FIELD GOALS MADE	37	ST. BONAVENTURE (12-05-09)
	30	vs Centenary (12-22-09)
	30	TEXAS-PAN AMERICAN (11-24-09)
FIELD GOAL ATTEMPTS	62	ST. BONAVENTURE (12-05-09)
	62	SE LOUISIANA (11-19-09)
	62	RIDER (11-13-09)
FIELD GOAL PERCENTAGE	.630 (29-46)	WRIGHT STATE (12-16-09)
	.597 (37-62)	ST. BONAVENTURE (12-05-09)
3 PT FIELD GOALS MADE	16	ST. BONAVENTURE (12-05-09)
	14	vs Centenary (12-22-09)
3 PT FG ATTEMPTS	33	MISS. VALLEY STATE (12-28-09)
	29	vs DePaul (12-10-09)
3 PT FG PERCENTAGE	.571 (16-28)	ST. BONAVENTURE (12-05-09)
	.519 (14-27)	vs Centenary (12-22-09)
FREE THROWS MADE	19	at San Diego (12/31/09)
	18	at Houston (12-16-09)
	18	vs Old Dominion (11-28-09)
FREE THROW ATTEMPTS	30	at Houston (12-16-09)
	26	at San Diego (12/31/09)
FREE THROW PERCENTAGE	.783 (18-23)	vs Old Dominion (11-28-09)
	.778 (14-18)	vs Centenary (12-22-09)
REBOUNDS	59	at Houston (12-16-09)
	49	vs DePaul (12-10-09)
ASSISTS	25	ST. BONAVENTURE (12-05-09)
	20	vs Centenary (12-22-09)
STEALS	10	MISS. VALLEY STATE (12-28-09)
	9	SE LOUISIANA (11-19-09)
BLOCKED SHOTS	14	TEXAS-PAN AMERICAN (11-24-09)
	13	WRIGHT STATE (12-16-09)
TURNOVERS	19	at Houston (12-16-09)
	18	WRIGHT STATE (12-16-09)
FOULS	20	at San Diego (12/31/09)
	20	RIDER (11-13-09)

2009-2010 Mississippi State Basketball
Mississippi State High/Low Analysis (as of Jan 01, 2010)
All games

Opponent - GAME HIGHS

POINTS	88	RIDER (11-13-09)
	69	WRIGHT STATE (12-16-09)
	68	at San Diego (12/31/09)
	67	SE LOUISIANA (11-19-09)
	64	at Houston (12-16-09)
FIELD GOALS MADE	30	RIDER (11-13-09)
	26	SE LOUISIANA (11-19-09)
FIELD GOAL ATTEMPTS	77	at Houston (12-16-09)
	69	ST. BONAVENTURE (12-05-09)
FIELD GOAL PERCENTAGE	.508 (30-59)	RIDER (11-13-09)
	.500 (22-44)	vs Richmond (11-27-09)
3 PT FIELD GOALS MADE	14	WRIGHT STATE (12-16-09)
	10	at Houston (12-16-09)
	10	RIDER (11-13-09)
3 PT FG ATTEMPTS	36	WRIGHT STATE (12-16-09)
	31	at Houston (12-16-09)
3 PT FG PERCENTAGE	.625 (10-16)	RIDER (11-13-09)
	.421 (8-19)	vs Richmond (11-27-09)
FREE THROWS MADE	18	at San Diego (12/31/09)
	18	RIDER (11-13-09)
FREE THROW ATTEMPTS	28	RIDER (11-13-09)
	25	at San Diego (12/31/09)
FREE THROW PERCENTAGE	.900 (9-10)	WRIGHT STATE (12-16-09)
	.846 (11-13)	BETHUNE-COOKMAN (11-21-09)
REBOUNDS	45	MISS. VALLEY STATE (12-28-09)
	41	vs UCLA (12-12-09)
ASSISTS	16	vs Richmond (11-27-09)
	14	WRIGHT STATE (12-16-09)
	14	vs Old Dominion (11-28-09)
	14	RIDER (11-13-09)
STEALS	10	vs DePaul (12-10-09)
	9	BETHUNE-COOKMAN (11-21-09)
BLOCKED SHOTS	7	SE LOUISIANA (11-19-09)
	4	vs Centenary (12-22-09)
	4	ST. BONAVENTURE (12-05-09)
	4	BETHUNE-COOKMAN (11-21-09)
TURNOVERS	15	BETHUNE-COOKMAN (11-21-09)
	13	MISS. VALLEY STATE (12-28-09)
	13	vs Richmond (11-27-09)
FOULS	23	at Houston (12-16-09)
	23	vs Old Dominion (11-28-09)

2009-2010 Mississippi State Basketball
Mississippi State High/Low Analysis (as of Jan 01, 2010)
All games

Mississippi State - GAME LOWS

POINTS	62		vs Richmond (11-27-09)
	67		BETHUNE-COOKMAN (11-21-09)
	69		vs Old Dominion (11-28-09)
	70		at Houston (12-16-09)
	72		vs UCLA (12-12-09)
FIELD GOALS MADE	18		vs Richmond (11-27-09)
	21		vs Old Dominion (11-28-09)
FIELD GOAL ATTEMPTS	45		vs Old Dominion (11-28-09)
	46		WRIGHT STATE (12-16-09)
FIELD GOAL PERCENTAGE	.333	(18-54)	vs Richmond (11-27-09)
	.386	(22-57)	at Houston (12-16-09)
3 PT FIELD GOALS MADE	6		at San Diego (12/31/09)
	8		BETHUNE-COOKMAN (11-21-09)
	8		at Houston (12-16-09)
3 PT FG ATTEMPTS	14		at San Diego (12/31/09)
	20		BETHUNE-COOKMAN (11-21-09)
3 PT FG PERCENTAGE	.360	(9-25)	vs Richmond (11-27-09)
	.364	(8-22)	at Houston (12-16-09)
	.364	(12-33)	MISS. VALLEY STATE (12-28-09)
FREE THROWS MADE	6		TEXAS-PAN AMERICAN (11-24-09)
	7		vs UCLA (12-12-09)
FREE THROW ATTEMPTS	11		TEXAS-PAN AMERICAN (11-24-09)
	12		vs UCLA (12-12-09)
FREE THROW PERCENTAGE	.545	(6-11)	TEXAS-PAN AMERICAN (11-24-09)
	.583	(7-12)	vs UCLA (12-12-09)
REBOUNDS	33		vs Old Dominion (11-28-09)
	34		WRIGHT STATE (12-16-09)
ASSISTS	8		at Houston (12-16-09)
	9		TEXAS-PAN AMERICAN (11-24-09)
STEALS	0		vs Richmond (11-27-09)
	2		RIDER (11-13-09)
BLOCKED SHOTS	1		vs Richmond (11-27-09)
	4		at San Diego (12/31/09)
TURNOVERS	4		MISS. VALLEY STATE (12-28-09)
	10		vs Centenary (12-22-09)
FOULS	8		BETHUNE-COOKMAN (11-21-09)
	8		vs UCLA (12-12-09)

2009-2010 Mississippi State Basketball
Mississippi State High/Low Analysis (as of Jan 01, 2010)
All games

Opponent - GAME LOWS

POINTS	45		vs DePaul (12-10-09)
	45		MISS. VALLEY STATE (12-28-09)
	50		TEXAS-PAN AMERICAN (11-24-09)
	51		BETHUNE-COOKMAN (11-21-09)
	51		vs Centenary (12-22-09)
FIELD GOALS MADE	18		BETHUNE-COOKMAN (11-21-09)
	18		vs DePaul (12-10-09)
FIELD GOAL ATTEMPTS	44		vs Richmond (11-27-09)
	52		BETHUNE-COOKMAN (11-21-09)
FIELD GOAL PERCENTAGE	.281	(18-64)	vs DePaul (12-10-09)
	.292	(19-65)	TEXAS-PAN AMERICAN (11-24-09)
3 PT FIELD GOALS MADE	2		ST. BONAVENTURE (12-05-09)
	4		BETHUNE-COOKMAN (11-21-09)
	4		vs UCLA (12-12-09)
	4		MISS. VALLEY STATE (12-28-09)
3 PT FG ATTEMPTS	11		ST. BONAVENTURE (12-05-09)
	12		BETHUNE-COOKMAN (11-21-09)
3 PT FG PERCENTAGE	.182	(2-11)	ST. BONAVENTURE (12-05-09)
	.200	(4-20)	vs UCLA (12-12-09)
FREE THROWS MADE	3		MISS. VALLEY STATE (12-28-09)
	4		vs DePaul (12-10-09)
FREE THROW ATTEMPTS	8		TEXAS-PAN AMERICAN (11-24-09)
	8		vs Old Dominion (11-28-09)
	8		MISS. VALLEY STATE (12-28-09)
FREE THROW PERCENTAGE	.375	(3-8)	MISS. VALLEY STATE (12-28-09)
	.400	(4-10)	vs DePaul (12-10-09)
REBOUNDS	24		vs Richmond (11-27-09)
	28		WRIGHT STATE (12-16-09)
ASSISTS	6		vs DePaul (12-10-09)
	6		MISS. VALLEY STATE (12-28-09)
STEALS	1		MISS. VALLEY STATE (12-28-09)
	5		RIDER (11-13-09)
	5		SE LOUISIANA (11-19-09)
	5		vs Richmond (11-27-09)
	5		vs Old Dominion (11-28-09)
	5		ST. BONAVENTURE (12-05-09)
BLOCKED SHOTS	0		vs Old Dominion (11-28-09)
	0		WRIGHT STATE (12-16-09)
	0		at Houston (12-16-09)
TURNOVERS	6		RIDER (11-13-09)
	6		at Houston (12-16-09)
FOULS	13		vs UCLA (12-12-09)
	14		vs Centenary (12-22-09)

2009-2010 Mississippi State Basketball
Mississippi State Player High/Low Analysis (as of Jan 01, 2010)
All games

Mississippi State - INDIVIDUAL GAME HIGHS

Points	29		Ravern Johnson vs UCLA (12-12-09)
	25		Dee Bost vs Old Dominion (11-28-09)
	23		Jarvis Varnado at San Diego (12/31/09)
	22		Ravern Johnson vs Miss. Valley State (12-28-09)
	22		Jarvis Varnado vs Rider (11-13-09)
Field Goals Made	12		Ravern Johnson vs UCLA (12-12-09)
	8		Jarvis Varnado at San Diego (12/31/09)
	8		Ravern Johnson vs Miss. Valley State (12-28-09)
	8		Barry Stewart vs Wright State (12-16-09)
	8		Dee Bost vs Old Dominion (11-28-09)
	8		Jarvis Varnado vs Rider (11-13-09)
Field Goal Att.	15		Ravern Johnson vs Miss. Valley State (12-28-09)
	15		Ravern Johnson vs UCLA (12-12-09)
FG Pct (min 5 made)	1.000	(8-8)	Jarvis Varnado vs Rider (11-13-09)
	1.000	(6-6)	Jarvis Varnado vs Wright State (12-16-09)
3-Point FG Made	6		Dee Bost vs Old Dominion (11-28-09)
	5		Ravern Johnson vs Miss. Valley State (12-28-09)
	5		Ravern Johnson vs Centenary (12-22-09)
	5		Barry Stewart vs Wright State (12-16-09)
	5		Ravern Johnson vs UCLA (12-12-09)
	5		Dee Bost vs St. Bonaventure (12-05-09)
3-Point FG Att.	10		Ravern Johnson vs Miss. Valley State (12-28-09)
	10		Ravern Johnson at Houston (12-16-09)
3-Pt FG Pct (min 2 made)	1.000	(3-3)	Kodi Augustus at San Diego (12/31/09)
	1.000	(3-3)	Riley Benock vs Centenary (12-22-09)
	1.000	(2-2)	Romero Osby vs Wright State (12-16-09)
Free Throws Made	8		Kodi Augustus vs Old Dominion (11-28-09)
	8		Kodi Augustus vs Richmond (11-27-09)
	8		Jarvis Varnado vs SE Louisiana (11-19-09)
Free Throw Att.	17		Jarvis Varnado at Houston (12-16-09)
	10		Jarvis Varnado vs SE Louisiana (11-19-09)
FT Pct (min 3 made)	1.000	(8-8)	Kodi Augustus vs Old Dominion (11-28-09)
	1.000	(8-8)	Kodi Augustus vs Richmond (11-27-09)
	1.000	(7-7)	Jarvis Varnado at San Diego (12/31/09)
	1.000	(5-5)	Dee Bost at Houston (12-16-09)
	1.000	(4-4)	Jarvis Varnado vs Miss. Valley State (12-28-09)
	1.000	(4-4)	Phil Turner vs Miss. Valley State (12-28-09)
	1.000	(4-4)	Jarvis Varnado vs Centenary (12-22-09)
	1.000	(4-4)	Romero Osby vs DePaul (12-10-09)
	1.000	(4-4)	Jarvis Varnado vs Richmond (11-27-09)
	1.000	(4-4)	Dee Bost vs Bethune-Cookman (11-21-09)
	1.000	(4-4)	Barry Stewart vs SE Louisiana (11-19-09)
	1.000	(3-3)	Ravern Johnson vs Centenary (12-22-09)
	1.000	(3-3)	Kodi Augustus vs DePaul (12-10-09)
	1.000	(3-3)	Barry Stewart vs Old Dominion (11-28-09)
	1.000	(3-3)	Dee Bost vs Texas-Pan American (11-24-09)
Rebounds	17		Jarvis Varnado at San Diego (12/31/09)
	17		Jarvis Varnado at Houston (12-16-09)
Assists	11		Dee Bost vs Wright State (12-16-09)
	7		Dee Bost vs Miss. Valley State (12-28-09)
	7		Dee Bost vs UCLA (12-12-09)
	7		Barry Stewart vs St. Bonaventure (12-05-09)
	7		Dee Bost vs St. Bonaventure (12-05-09)

	7	Dee Bost vs Rider (11-13-09)
Steals	3	Dee Bost vs Miss. Valley State (12-28-09)
	3	Phil Turner vs UCLA (12-12-09)
	3	Jarvis Varnado vs St. Bonaventure (12-05-09)
	3	Phil Turner vs Texas-Pan American (11-24-09)
	3	Jarvis Varnado vs SE Louisiana (11-19-09)
Blocked Shots	8	Jarvis Varnado vs Texas-Pan American (11-24-09)
	8	Jarvis Varnado vs SE Louisiana (11-19-09)
Turnovers	7	Dee Bost at Houston (12-16-09)
	5	Dee Bost vs DePaul (12-10-09)
	5	Barry Stewart vs Richmond (11-27-09)
	5	Ravern Johnson vs Texas-Pan American (11-24-09)
	5	Dee Bost vs Bethune-Cookman (11-21-09)
Fouls	5	Dee Bost vs Rider (11-13-09)
	4	Phil Turner at San Diego (12/31/09)
	4	Jarvis Varnado at San Diego (12/31/09)
	4	Jarvis Varnado vs Miss. Valley State (12-28-09)
	4	Riley Benock vs Wright State (12-16-09)
	4	Dee Bost vs St. Bonaventure (12-05-09)
	4	Jarvis Varnado vs Richmond (11-27-09)
	4	Ravern Johnson vs Texas-Pan American (11-24-09)
	4	Kodi Augustus vs Rider (11-13-09)

2009-2010 Mississippi State Basketball
Mississippi State Opponent High/Low Analysis (as of Jan 01, 2010)
All games

OPPONENT INDIVIDUAL GAME HIGHS

Points	31		JOHNSON, Brandon at San Diego (12/31/09)
	28		COLEMAN, Aubrey at Houston (12-16-09)
	22		Troy Tabler vs Wright State (12-16-09)
	21		Novar Gadson vs Rider (11-13-09)
	21		Mike Ringgold vs Rider (11-13-09)
Field Goals Made	10		COLEMAN, Aubrey at Houston (12-16-09)
	10		Mike Ringgold vs Rider (11-13-09)
Field Goal Att.	31		COLEMAN, Aubrey at Houston (12-16-09)
	21		WALKER, Will vs DePaul (12-10-09)
	21		Patrick Sullivan vs SE Louisiana (11-19-09)
FG Pct (min 5 made)	.636	(7-11)	Novar Gadson vs Rider (11-13-09)
	.625	(5-8)	Ronnie Thomas vs Wright State (12-16-09)
3-Point FG Made	6		Troy Tabler vs Wright State (12-16-09)
	4		LEWIS, Kelvin at Houston (12-16-09)
	4		Ronnie Thomas vs Wright State (12-16-09)
	4		Trent Hutchin vs SE Louisiana (11-19-09)
	4		Ryan Thompson vs Rider (11-13-09)
3-Point FG Att.	12		Troy Tabler vs Wright State (12-16-09)
	10		LEWIS, Kelvin at Houston (12-16-09)
3-Pt FG Pct (min 2 made)	1.000	(2-2)	LEWIS, Chris at San Diego (12/31/09)
	1.000	(2-2)	HARPER, Justin vs Richmond (11-27-09)
	1.000	(2-2)	Justin Robinson vs Rider (11-13-09)
	1.000	(2-2)	Novar Gadson vs Rider (11-13-09)
Free Throws Made	12		JOHNSON, Brandon at San Diego (12/31/09)
	7		Justin Robinson vs Rider (11-13-09)
Free Throw Att.	15		JOHNSON, Brandon at San Diego (12/31/09)
	11		COLEMAN, Aubrey at Houston (12-16-09)
FT Pct (min 3 made)	1.000	(5-5)	BUTLER, Ryan vs Richmond (11-27-09)
	1.000	(4-4)	ADAMS, TYREL vs Bethune-Cookman (11-21-09)
	1.000	(4-4)	Jhamar Youngblood vs Rider (11-13-09)
	1.000	(3-3)	BIZOUKAS, Michael vs DePaul (12-10-09)
Rebounds	14		Shannon Behling vs Miss. Valley State (12-28-09)
	12		COLEMAN, Aubrey at Houston (12-16-09)
Assists	6		WADE, Desmond at Houston (12-16-09)
	5		GERIOT, Dan vs Richmond (11-27-09)
Steals	4		JOHNSON, Brandon at San Diego (12/31/09)
	3		WALLACE, Eric vs DePaul (12-10-09)
	3		ANDERSON, Kevin vs Richmond (11-27-09)
	3		Ben Smith vs Texas-Pan American (11-24-09)
	3		REED, C J vs Bethune-Cookman (11-21-09)
	3		Deshawn Patterson vs SE Louisiana (11-19-09)
	3		Novar Gadson vs Rider (11-13-09)
Blocked Shots	3		Marquise Simmons vs St. Bonaventure (12-05-09)
	3		Patrick Sullivan vs SE Louisiana (11-19-09)
Turnovers	4		Troy Tabler vs Wright State (12-16-09)
	4		Malcolm Eleby vs St. Bonaventure (12-05-09)
	4		REED, C J vs Bethune-Cookman (11-21-09)
Fouls	5		MAFRA, Roberto at San Diego (12/31/09)
	5		BROUGHTON, Kahmell at Houston (12-16-09)
	5		Marquise Simmons vs St. Bonaventure (12-05-09)
	5		GARRETT, Darrius vs Richmond (11-27-09)
	5		Jermaine Jackson vs Rider (11-13-09)

2009-2010 Mississippi State Basketball
Mississippi State Individual Game-by-Game (as of Jan 01, 2010)
All games

#02 Ravern Johnson

Opponent	Date	gs	min	Total		3-Pointers		Free throws		Rebounds				pf	a	t/o	blk	stl	pts	avg	
				fg-fga	pct	3fg-fga	pct	ft-flt	pct	off	def	tot	avg								
RIDER	11-13-09	*	29	4-11	.364	2-8	.250	0-0	.000	0	1	1	1.0	1	1	0	0	0	10	10.0	
SE LOUISIANA	11-19-09	*	31	7-13	.538	3-6	.500	0-0	.000	1	2	3	2.0	2	0	1	0	1	17	13.5	
BETHUNE-COOKMAN	11-21-09	*	26	4-10	.400	2-6	.333	0-0	.000	0	2	2	2.0	0	0	1	1	2	10	12.3	
TEXAS-PAN AMERICAN	11-24-09	*	25	4-8	.500	2-5	.400	1-1	1.000	1	2	3	2.3	4	0	5	2	1	11	12.0	
vs Richmond	11-27-09	*	31	6-11	.545	3-6	.500	0-0	.000	3	3	6	3.0	1	1	0	0	0	15	12.6	
vs Old Dominion	11-28-09	*	26	2-6	.333	2-5	.400	0-0	.000	0	3	3	3.0	0	3	2	0	0	6	11.5	
ST. BONAVENTURE	12-05-09	*	24	7-11	.636	4-6	.667	0-0	.000	0	5	5	3.3	0	3	0	0	0	18	12.4	
vs DePaul	12-10-09	*	22	5-8	.625	4-6	.667	0-0	.000	0	3	3	3.3	2	0	2	1	0	14	12.6	
vs UCLA	12-12-09	*	31	12-15	.800	5-8	.625	0-0	.000	1	6	7	3.7	0	0	1	0	0	29	14.4	
WRIGHT STATE	12-16-09	*	32	5-7	.714	3-4	.750	0-0	.000	0	5	5	3.8	1	1	2	0	0	13	14.3	
at Houston	12-16-09	*	38	5-14	.357	3-10	.300	2-2	1.000	1	3	4	3.8	1	1	2	0	0	15	14.4	
vs Centenary	12-22-09	*	23	6-11	.545	5-8	.625	3-3	1.000	0	3	3	3.8	0	0	1	2	0	20	14.8	
MISS. VALLEY STATE	12-28-09	*	29	8-15	.533	5-10	.500	1-3	.333	1	3	4	3.8	0	0	0	2	1	22	15.4	
at San Diego	12/31/09	*	37	3-5	.600	2-3	.667	2-4	.500	0	3	3	3.7	0	0	1	1	1	10	15.0	
Totals			14	404	78-145	.538	45-91	.495	9-13	.692	8	44	52	3.7	12	10	18	9	6	210	15.0

Games played: 14
Minutes/game: 28.9
Points/game: 15.0
FG Pct: 53.8
3FG Pct: 49.5
FT Pct: 69.2

Rebounds/game: 3.7
Assists/game: 0.7
Turnovers/game: 1.3
Assist/turnover ratio: 0.6
Steals/game: 0.4
Blocks/game: 0.6

#03 Dee Bost

Opponent	Date	gs	min	Total		3-Pointers		Free throws		Rebounds				pf	a	t/o	blk	stl	pts	avg	
				fg-fga	pct	3fg-fga	pct	ft-fa	pct	off	def	tot	avg								
RIDER	11-13-09	*	39	3-11	.273	3-6	.500	5-6	.833	1	1	2	2.0	5	7	2	0	1	14	14.0	
SE LOUISIANA	11-19-09	*	32	3-5	.600	2-3	.667	2-5	.400	0	5	5	3.5	1	4	3	0	1	10	12.0	
BETHUNE-COOKMAN	11-21-09	*	31	2-7	.286	2-4	.500	4-4	1.000	1	3	4	3.7	0	2	5	0	2	10	11.3	
TEXAS-PAN AMERICAN	11-24-09	*	30	4-10	.400	2-6	.333	3-3	1.000	0	6	6	4.3	1	4	4	0	2	13	11.8	
vs Richmond	11-27-09	*	35	1-7	.143	1-5	.200	2-4	.500	0	3	3	4.0	3	4	2	0	0	5	10.4	
vs Old Dominion	11-28-09	*	37	8-13	.615	6-9	.667	3-4	.750	0	4	4	4.0	0	4	1	0	1	25	12.8	
ST. BONAVENTURE	12-05-09	*	24	6-9	.667	5-7	.714	0-0	.000	1	7	8	4.6	4	7	1	0	1	17	13.4	
vs DePaul	12-10-09	*	30	1-6	.167	1-4	.250	1-2	.500	0	3	3	4.4	2	4	5	1	1	4	12.3	
vs UCLA	12-12-09	*	34	0-6	.000	0-4	.000	2-2	1.000	1	5	6	4.6	1	7	3	0	1	2	11.1	
WRIGHT STATE	12-16-09	*	33	3-9	.333	1-5	.200	0-0	.000	0	6	6	4.7	1	11	4	0	0	7	10.7	
at Houston	12-16-09	*	38	4-9	.444	2-4	.500	5-5	1.000	0	6	6	4.8	0	6	7	0	2	15	11.1	
vs Centenary	12-22-09	*	27	4-7	.571	2-4	.500	0-0	.000	0	6	6	4.9	1	6	2	1	2	10	11.0	
MISS. VALLEY STATE	12-28-09	*	36	2-12	.167	1-7	.143	0-0	.000	1	4	5	4.9	1	7	1	0	3	5	10.5	
at San Diego	12/31/09	*	36	3-10	.300	0-2	.000	4-6	.667	0	3	3	4.8	3	3	4	1	2	10	10.5	
Totals			14	462	44-121	.364	28-70	.400	31-41	.756	5	62	67	4.8	23	76	44	3	19	147	10.5

Games played: 14
Minutes/game: 33.0
Points/game: 10.5
FG Pct: 36.4
3FG Pct: 40.0
FT Pct: 75.6

Rebounds/game: 4.8
Assists/game: 5.4
Turnovers/game: 3.1
Assist/turnover ratio: 1.7
Steals/game: 1.4
Blocks/game: 0.2

2009-2010 Mississippi State Basketball
Mississippi State Individual Game-by-Game (as of Jan 01, 2010)
All games

#05 Romero Osby

Opponent	Date	gs	min	Total		3-Pointers		Free throws		Rebounds				pf	a	t/o	blk	stl	pts	avg
				fg-fga	pct	3fg-fga	pct	ft-fa	pct	off	def	tot	avg							
RIDER	11-13-09		11	2-3	.667	0-0	.000	0-0	.000	1	2	3	3.0	1	0	1	1	0	4	4.0
SE LOUISIANA	11-19-09		13	2-5	.400	1-2	.500	0-0	.000	2	2	4	3.5	1	1	2	0	0	5	4.5
BETHUNE-COOKMAN	11-21-09		24	2-6	.333	0-2	.000	3-4	.750	1	5	6	4.3	1	3	1	2	0	7	5.3
TEXAS-PAN AMERICAN	11-24-09		15	3-6	.500	1-2	.500	1-1	1.000	1	1	2	3.8	1	2	1	0	0	8	6.0
vs Richmond	11-27-09		8	1-1	1.000	0-0	.000	2-4	.500	1	0	1	3.2	1	0	1	0	0	4	5.6
vs Old Dominion	11-28-09		14	0-1	.000	0-0	.000	1-2	.500	0	1	1	2.8	2	0	1	0	0	1	4.8
ST. BONAVENTURE	12-05-09		17	2-3	.667	0-0	.000	1-3	.333	1	4	5	3.1	1	0	3	1	2	5	4.9
vs DePaul	12-10-09		17	4-9	.444	1-3	.333	4-4	1.000	2	5	7	3.6	0	1	0	0	0	13	5.9
vs UCLA	12-12-09		8	1-1	1.000	0-0	.000	0-0	.000	0	2	2	3.4	0	0	2	0	0	2	5.4
WRIGHT STATE	12-16-09		9	4-4	1.000	2-2	1.000	0-0	.000	0	2	2	3.3	0	0	4	1	0	10	5.9
at Houston	12-16-09		2	0-0	.000	0-0	.000	0-0	.000	0	1	1	3.1	1	0	1	0	0	0	5.4
vs Centenary	12-22-09		17	3-5	.600	2-3	.667	0-0	.000	1	1	2	3.0	2	0	0	0	0	8	5.6
at San Diego	12/31/09		3	0-0	.000	0-0	.000	2-2	1.000	0	2	2	2.9	0	0	0	0	0	2	5.3
Totals		0	158	24-44	.545	7-14	.500	14-20	.700	10	28	38	2.9	11	7	17	5	2	69	5.3

Games played: 13
Minutes/game: 12.2
Points/game: 5.3
FG Pct: 54.5
3FG Pct: 50.0
FT Pct: 70.0

Rebounds/game: 2.9
Assists/game: 0.5
Turnovers/game: 1.3
Assist/turnover ratio: 0.4
Steals/game: 0.2
Blocks/game: 0.4

#12 Charles Parker

Opponent	Date	gs	min	Total		3-Pointers		Free throws		Rebounds				pf	a	t/o	blk	stl	pts	avg
				fg-fga	pct	3fg-fga	pct	ft-fa	pct	off	def	tot	avg							
SE LOUISIANA	11-19-09		1	0-0	.000	0-0	.000	0-0	.000	0	0	0	0.0	0	0	0	0	0	0	0.0
BETHUNE-COOKMAN	11-21-09		1	0-1	.000	0-0	.000	0-0	.000	0	0	0	0.0	1	0	1	0	0	0	0.0
TEXAS-PAN AMERICAN	11-24-09		1	1-1	1.000	0-0	.000	0-0	.000	0	0	0	0.0	0	0	0	0	0	2	0.7
ST. BONAVENTURE	12-05-09		3	0-2	.000	0-1	.000	0-0	.000	0	0	0	0.0	1	0	1	0	0	0	0.5
vs DePaul	12-10-09		1	0-0	.000	0-0	.000	0-0	.000	0	1	1	0.2	0	0	0	0	0	0	0.4
vs UCLA	12-12-09		1	0-0	.000	0-0	.000	0-1	.000	0	0	0	0.2	0	0	0	0	0	0	0.3
WRIGHT STATE	12-16-09		1	0-0	.000	0-0	.000	0-0	.000	0	0	0	0.1	0	0	0	0	0	0	0.3
vs Centenary	12-22-09		3	0-1	.000	0-1	.000	0-0	.000	0	0	0	0.1	0	0	0	0	0	0	0.3
MISS. VALLEY STATE	12-28-09		1	0-0	.000	0-0	.000	0-0	.000	0	0	0	0.1	0	0	0	0	0	0	0.2
Totals		0	13	1-5	.200	0-2	.000	0-1	.000	0	1	1	0.1	2	0	2	0	0	2	0.2

Games played: 9
Minutes/game: 1.4
Points/game: 0.2
FG Pct: 20.0
3FG Pct: 0.0
FT Pct: 0.0

Rebounds/game: 0.1
Turnovers/game: 0.2

2009-2010 Mississippi State Basketball
Mississippi State Individual Game-by-Game (as of Jan 01, 2010)
All games

#15 Riley Benock

Opponent	Date	gs	min	Total		3-Pointers		Free throws		Rebounds				pf	a	t/o	blk	stl	pts	avg
				fg-fga	pct	3fg-fga	pct	ft-fa	pct	off	def	tot	avg							
RIDER	11-13-09		4	0-2	.000	0-2	.000	0-0	.000	0	0	0	0.0	0	1	1	0	0	0	0.0
SE LOUISIANA	11-19-09		15	1-3	.333	0-2	.000	0-0	.000	0	2	2	1.0	1	1	0	0	2	2	1.0
BETHUNE-COOKMAN	11-21-09		19	2-4	.500	1-3	.333	0-0	.000	0	2	2	1.3	0	0	2	0	2	5	2.3
TEXAS-PAN AMERICAN	11-24-09		12	0-0	.000	0-0	.000	0-0	.000	0	1	1	1.3	0	0	0	1	1	0	1.8
vs Richmond	11-27-09		10	0-3	.000	0-3	.000	0-1	.000	0	1	1	1.2	0	0	0	0	0	0	1.4
vs Old Dominion	11-28-09		10	0-0	.000	0-0	.000	0-0	.000	0	0	0	1.0	0	0	3	0	0	0	1.2
ST. BONAVENTURE	12-05-09		16	3-4	.750	3-4	.750	0-0	.000	0	0	0	0.9	0	5	0	0	0	9	2.3
vs DePaul	12-10-09		20	2-5	.400	2-5	.400	0-0	.000	0	2	2	1.0	0	1	2	0	1	6	2.8
vs UCLA	12-12-09		8	1-2	.500	1-1	1.000	0-0	.000	0	1	1	1.0	0	0	0	0	0	3	2.8
WRIGHT STATE	12-16-09		11	0-0	.000	0-0	.000	0-0	.000	0	0	0	0.9	4	1	0	1	0	0	2.5
at Houston	12-16-09		6	0-0	.000	0-0	.000	0-0	.000	0	2	2	1.0	3	1	0	0	0	0	2.3
vs Centenary	12-22-09		15	3-3	1.000	3-3	1.000	0-0	.000	0	1	1	1.0	0	2	0	0	0	9	2.8
MISS. VALLEY STATE	12-28-09		18	0-1	.000	0-1	.000	0-0	.000	0	0	0	0.9	0	0	1	0	2	0	2.6
at San Diego	12/31/09		15	0-1	.000	0-1	.000	0-0	.000	0	1	1	0.9	1	1	0	0	0	0	2.4
Totals		0	179	12-28	.429	10-25	.400	0-1	.000	0	13	13	0.9	9	13	9	2	8	34	2.4

Games played: 14
Minutes/game: 12.8
Points/game: 2.4
FG Pct: 42.9
3FG Pct: 40.0
FT Pct: 0.0

Rebounds/game: 0.9
Assists/game: 0.9
Turnovers/game: 0.6
Assist/turnover ratio: 1.4
Steals/game: 0.6
Blocks/game: 0.1

#20 Taylor Luczak

Opponent	Date	gs	min	Total		3-Pointers		Free throws		Rebounds				pf	a	t/o	blk	stl	pts	avg
				fg-fga	pct	3fg-fga	pct	ft-fa	pct	off	def	tot	avg							
SE LOUISIANA	11-19-09		1	1-1	1.000	1-1	1.000	0-0	.000	0	0	0	0.0	0	0	0	0	0	3	3.0
BETHUNE-COOKMAN	11-21-09		1	0-0	.000	0-0	.000	0-0	.000	0	0	0	0.0	1	0	1	0	0	0	1.5
TEXAS-PAN AMERICAN	11-24-09		2	0-0	.000	0-0	.000	0-0	.000	0	1	1	0.3	0	0	0	0	0	0	1.0
ST. BONAVENTURE	12-05-09		3	0-0	.000	0-0	.000	0-0	.000	0	0	0	0.3	1	0	1	0	0	0	0.8
vs DePaul	12-10-09		2	0-0	.000	0-0	.000	0-0	.000	0	1	1	0.4	1	0	0	0	0	0	0.6
vs UCLA	12-12-09		1	0-0	.000	0-0	.000	0-0	.000	0	0	0	0.3	0	0	0	0	0	0	0.5
WRIGHT STATE	12-16-09		1	0-0	.000	0-0	.000	0-0	.000	0	0	0	0.3	0	0	0	0	0	0	0.4
vs Centenary	12-22-09		3	0-0	.000	0-0	.000	0-0	.000	0	0	0	0.3	0	0	1	0	0	0	0.4
MISS. VALLEY STATE	12-28-09		1	0-0	.000	0-0	.000	0-0	.000	0	0	0	0.2	0	0	1	0	0	0	0.3
Totals		0	15	1-1	1.000	1-1	1.000	0-0	.000	0	2	2	0.2	3	0	4	0	0	3	0.3

Games played: 9
Minutes/game: 1.7
Points/game: 0.3
FG Pct: 100.0
3FG Pct: 100.0

Rebounds/game: 0.2
Turnovers/game: 0.4

2009-2010 Mississippi State Basketball
Mississippi State Individual Game-by-Game (as of Jan 01, 2010)
All games

#21 Baxter Price

Opponent	Date	gs	min	Total		3-Pointers		Free throws		Rebounds				pf	a	t/o	blk	stl	pts	avg
				fg-fga	pct	3fg-fga	pct	ft-fa	pct	off	def	tot	avg							
SE LOUISIANA	11-19-09		1	0-0	.000	0-0	.000	0-0	.000	0	0	0	0.0	0	0	0	0	0	0	0.0
BETHUNE-COOKMAN	11-21-09		1	0-0	.000	0-0	.000	0-0	.000	0	0	0	0.0	0	0	0	0	0	0	0.0
TEXAS-PAN AMERICAN	11-24-09		1	0-0	.000	0-0	.000	0-0	.000	0	0	0	0.0	0	0	0	0	0	0	0.0
ST. BONAVENTURE	12-05-09		2	0-0	.000	0-0	.000	0-0	.000	1	1	2	0.5	0	0	0	0	0	0	0.0
vs DePaul	12-10-09		1	1-1	1.000	0-0	.000	0-0	.000	0	0	0	0.4	0	0	0	0	0	2	0.4
vs UCLA	12-12-09		1	0-0	.000	0-0	.000	0-0	.000	0	0	0	0.3	0	0	0	0	1	0	0.3
WRIGHT STATE	12-16-09		1	0-0	.000	0-0	.000	0-0	.000	0	0	0	0.3	0	0	0	0	0	0	0.3
vs Centenary	12-22-09		2	0-2	.000	0-0	.000	0-0	.000	0	0	0	0.3	0	0	0	0	0	0	0.3
MISS. VALLEY STATE	12-28-09		1	0-0	.000	0-0	.000	0-0	.000	0	0	0	0.2	0	0	0	0	0	0	0.2
Totals		0	11	1-3	.333	0-0	.000	0-0	.000	1	1	2	0.2	0	0	0	0	1	2	0.2

Games played: 9
Minutes/game: 1.2
Points/game: 0.2
FG Pct: 33.3

Rebounds/game: 0.2
Steals/game: 0.1

#22 Barry Stewart

Opponent	Date	gs	min	Total		3-Pointers		Free throws		Rebounds				pf	a	t/o	blk	stl	pts	avg
				fg-fga	pct	3fg-fga	pct	ft-fa	pct	off	def	tot	avg							
RIDER	11-13-09	*	37	2-10	.200	2-7	.286	1-4	.250	1	2	3	3.0	3	3	0	0	0	7	7.0
SE LOUISIANA	11-19-09	*	32	4-11	.364	1-5	.200	4-4	1.000	0	3	3	3.0	1	1	0	0	1	13	10.0
BETHUNE-COOKMAN	11-21-09	*	31	3-6	.500	2-4	.500	2-2	1.000	0	1	1	2.3	1	4	1	1	0	10	10.0
TEXAS-PAN AMERICAN	11-24-09	*	31	5-10	.500	2-5	.400	0-0	.000	0	2	2	2.3	1	0	0	0	0	12	10.5
vs Richmond	11-27-09	*	35	4-10	.400	4-6	.667	1-2	.500	2	1	3	2.4	1	3	5	0	0	13	11.0
vs Old Dominion	11-28-09	*	34	3-10	.300	1-7	.143	3-3	1.000	0	3	3	2.5	1	3	0	0	0	10	10.8
ST. BONAVENTURE	12-05-09	*	33	6-12	.500	1-5	.200	0-0	.000	0	4	4	2.7	2	7	0	0	0	13	11.1
vs DePaul	12-10-09	*	30	3-10	.300	2-4	.500	4-5	.800	1	2	3	2.8	2	2	0	0	1	12	11.3
vs UCLA	12-12-09	*	37	2-11	.182	2-7	.286	0-0	.000	1	1	2	2.7	1	4	2	1	0	6	10.7
WRIGHT STATE	12-16-09	*	33	8-11	.727	5-7	.714	0-0	.000	0	3	3	2.7	2	1	1	0	2	21	11.7
at Houston	12-16-09	*	37	6-12	.500	1-4	.250	1-2	.500	1	4	5	2.9	3	0	3	0	1	14	11.9
vs Centenary	12-22-09	*	33	5-10	.500	2-6	.333	2-5	.400	2	2	4	3.0	3	5	0	1	1	14	12.1
MISS. VALLEY STATE	12-28-09	*	25	4-9	.444	2-5	.400	1-2	.500	2	3	5	3.2	0	2	0	0	1	11	12.0
at San Diego	12/31/09	*	31	1-6	.167	0-2	.000	0-0	.000	0	0	0	2.9	3	4	4	0	1	2	11.3
Totals		14	459	56-138	.406	27-74	.365	19-29	.655	10	31	41	2.9	24	39	16	3	8	158	11.3

Games played: 14
Minutes/game: 32.8
Points/game: 11.3
FG Pct: 40.6
3FG Pct: 36.5
FT Pct: 65.5

Rebounds/game: 2.9
Assists/game: 2.8
Turnovers/game: 1.1
Assist/turnover ratio: 2.4
Steals/game: 0.6
Blocks/game: 0.2

2009-2010 Mississippi State Basketball
Mississippi State Individual Game-by-Game (as of Jan 01, 2010)
All games

#24 Kodi Augustus

Opponent	Date	gs	min	Total		3-Pointers		Free throws		Rebounds				pf	a	t/o	blk	stl	pts	avg	
				fg-fga	pct	3fg-fga	pct	ft-fa	pct	off	def	tot	avg								
RIDER	11-13-09	*	15	4-9	.444	1-1	1.000	0-1	.000	2	3	5	5.0	4	0	1	1	0	9	9.0	
TEXAS-PAN AMERICAN	11-24-09		21	4-7	.571	1-1	1.000	0-0	.000	3	5	8	6.5	1	0	3	2	0	9	9.0	
vs Richmond	11-27-09	*	25	2-7	.286	1-2	.500	8-8	1.000	3	3	6	6.3	2	0	3	0	0	13	10.3	
vs Old Dominion	11-28-09	*	24	1-4	.250	0-1	.000	8-8	1.000	1	6	7	6.5	3	2	1	0	2	10	10.3	
ST. BONAVENTURE	12-05-09	*	24	4-5	.800	3-4	.750	6-8	.750	3	2	5	6.2	1	1	2	1	0	17	11.6	
vs DePaul	12-10-09	*	17	3-4	.750	2-3	.667	3-3	1.000	1	2	3	5.7	2	0	2	1	0	11	11.5	
vs UCLA	12-12-09	*	22	3-5	.600	1-2	.500	0-1	.000	0	2	2	5.1	2	0	2	0	0	7	10.9	
WRIGHT STATE	12-16-09	*	27	1-4	.250	1-4	.250	2-2	1.000	1	3	4	5.0	1	1	3	5	2	5	10.1	
at Houston	12-16-09	*	20	3-8	.375	1-2	.500	0-0	.000	5	11	16	6.2	2	0	4	0	0	7	9.8	
vs Centenary	12-22-09	*	23	2-6	.333	0-1	.000	1-2	.500	2	3	5	6.1	3	3	1	0	0	5	9.3	
MISS. VALLEY STATE	12-28-09	*	29	2-10	.200	2-6	.333	1-3	.333	1	3	4	5.9	1	3	0	0	1	7	9.1	
at San Diego	12/31/09	*	24	6-8	.750	3-3	1.000	2-5	.400	0	2	2	5.6	3	1	4	0	0	17	9.8	
Totals			11	271	35-77	.455	16-30	.533	31-41	.756	22	45	67	5.6	25	11	26	10	5	117	9.8

Games played: 12
Minutes/game: 22.6
Points/game: 9.8
FG Pct: 45.5
3FG Pct: 53.3
FT Pct: 75.6

Rebounds/game: 5.6
Assists/game: 0.9
Turnovers/game: 2.2
Assist/turnover ratio: 0.4
Steals/game: 0.4
Blocks/game: 0.8

#25 Phil Turner

Opponent	Date	gs	min	Total		3-Pointers		Free throws		Rebounds				pf	a	t/o	blk	stl	pts	avg
				fg-fga	pct	3fg-fga	pct	ft-fga	pct	off	def	tot	avg							
RIDER	11-13-09		25	3-6	.500	2-3	.667	0-0	.000	2	3	5	5.0	2	1	3	0	1	8	8.0
SE LOUISIANA	11-19-09	*	34	3-12	.250	2-6	.333	2-2	1.000	3	11	14	9.5	1	3	3	2	1	10	9.0
BETHUNE-COOKMAN	11-21-09	*	22	4-7	.571	1-1	1.000	0-0	.000	2	3	5	8.0	3	2	0	1	2	9	9.0
TEXAS-PAN AMERICAN	11-24-09	*	22	2-5	.400	1-3	.333	0-0	.000	0	3	3	6.8	2	2	1	0	3	5	8.0
vs Richmond	11-27-09		23	2-8	.250	0-3	.000	0-0	.000	4	5	9	7.2	0	2	1	0	0	4	7.2
vs Old Dominion	11-28-09		26	1-2	.500	0-1	.000	0-0	.000	2	4	6	7.0	1	0	0	0	0	2	6.3
ST. BONAVENTURE	12-05-09		18	2-5	.400	0-1	.000	1-1	1.000	0	0	0	6.0	3	1	1	1	1	5	6.1
vs DePaul	12-10-09		20	1-6	.167	0-4	.000	0-0	.000	0	5	5	5.9	0	5	1	1	2	2	5.6
vs UCLA	12-12-09		17	2-6	.333	0-2	.000	2-2	1.000	0	3	3	5.6	1	0	0	0	3	6	5.7
WRIGHT STATE	12-16-09		16	0-3	.000	0-3	.000	3-4	.750	0	1	1	5.1	2	1	0	0	1	3	5.4
at Houston	12-16-09		21	1-3	.333	1-2	.500	2-2	1.000	0	4	4	5.0	1	0	0	0	1	5	5.4
vs Centenary	12-22-09		14	2-6	.333	0-1	.000	2-2	1.000	1	3	4	4.9	1	3	0	0	2	6	5.4
MISS. VALLEY STATE	12-28-09		19	3-5	.600	2-4	.500	4-4	1.000	3	5	8	5.2	1	2	1	0	2	12	5.9
at San Diego	12/31/09		17	3-7	.429	1-3	.333	2-2	1.000	1	1	2	4.9	4	0	2	0	1	9	6.1
Totals		3	294	29-81	.358	10-37	.270	18-19	.947	18	51	69	4.9	22	22	13	5	20	86	6.1

Games played: 14
Minutes/game: 21.0
Points/game: 6.1
FG Pct: 35.8
3FG Pct: 27.0
FT Pct: 94.7

Rebounds/game: 4.9
Assists/game: 1.6
Turnovers/game: 0.9
Assist/turnover ratio: 1.7
Steals/game: 1.4
Blocks/game: 0.4

2009-2010 Mississippi State Basketball
Mississippi State Individual Game-by-Game (as of Jan 01, 2010)
All games

#30 Wendell Lewis

Opponent	Date	gs	min	Total		3-Pointers		Free throws		Rebounds				pf	a	t/o	blk	stl	pts	avg
				fg-fga	pct	3fg-fga	pct	ft-fa	pct	off	def	tot	avg							
RIDER	11-13-09		4	0-2	.000	0-0	.000	0-0	.000	1	0	1	1.0	1	0	0	0	0	0	0.0
SE LOUISIANA	11-19-09		7	1-3	.333	0-0	.000	0-0	.000	1	1	2	1.5	1	0	1	0	0	2	1.0
BETHUNE-COOKMAN	11-21-09		13	3-4	.750	0-0	.000	0-0	.000	2	3	5	2.7	1	0	0	0	0	6	2.7
TEXAS-PAN AMERICAN	11-24-09		9	1-1	1.000	0-0	.000	0-0	.000	0	1	1	2.3	0	0	1	0	0	2	2.5
vs Richmond	11-27-09		6	0-0	.000	0-0	.000	0-0	.000	1	2	3	2.4	2	0	0	0	0	0	2.0
vs Old Dominion	11-28-09		4	0-1	.000	0-0	.000	0-0	.000	0	0	0	2.0	0	0	0	0	0	0	1.7
ST. BONAVENTURE	12-05-09		15	2-4	.500	0-0	.000	3-4	.750	1	4	5	2.4	0	0	0	3	0	7	2.4
vs DePaul	12-10-09		14	0-1	.000	0-0	.000	0-2	.000	1	3	4	2.6	3	0	3	0	0	0	2.1
vs UCLA	12-12-09		6	2-2	1.000	0-0	.000	0-0	.000	1	0	1	2.4	1	0	1	0	0	4	2.3
WRIGHT STATE	12-16-09		5	2-2	1.000	0-0	.000	0-0	.000	1	1	2	2.4	0	0	0	0	0	4	2.5
at Houston	12-16-09		4	0-0	.000	0-0	.000	1-2	.500	1	1	2	2.4	0	0	1	1	0	1	2.4
vs Centenary	12-22-09		8	1-1	1.000	0-0	.000	0-0	.000	0	1	1	2.3	0	0	1	1	0	2	2.3
MISS. VALLEY STATE	12-28-09		10	1-2	.500	0-0	.000	0-0	.000	1	0	1	2.2	1	0	0	0	0	2	2.3
at San Diego	12/31/09		10	2-2	1.000	0-0	.000	0-0	.000	0	2	2	2.1	2	0	0	0	0	4	2.4
Totals		0	115	15-25	.600	0-0	.000	4-8	.500	11	19	30	2.1	12	0	8	5	0	34	2.4

Games played: 14
Minutes/game: 8.2
Points/game: 2.4
FG Pct: 60.0
FT Pct: 50.0

Rebounds/game: 2.1
Turnovers/game: 0.6
Blocks/game: 0.4

#32 Jarvis Varnado

Opponent	Date	gs	min	Total		3-Pointers		Free throws		Rebounds				pf	a	t/o	blk	stl	pts	avg
				fg-fga	pct	3fg-fga	pct	ft-fa	pct	off	def	tot	avg							
RIDER	11-13-09	*	36	8-8	1.000	0-0	.000	6-8	.750	2	12	14	14.0	3	2	4	7	0	22	22.0
SE LOUISIANA	11-19-09	*	30	6-8	.750	0-0	.000	8-10	.800	3	6	9	11.5	1	2	2	8	3	20	21.0
BETHUNE-COOKMAN	11-21-09	*	31	4-11	.364	0-0	.000	2-5	.400	2	8	10	11.0	0	2	1	4	0	10	17.3
TEXAS-PAN AMERICAN	11-24-09	*	27	6-8	.750	0-0	.000	0-2	.000	4	11	15	12.0	2	1	0	8	1	12	16.0
vs Richmond	11-27-09	*	23	2-6	.333	0-0	.000	4-4	1.000	4	2	6	10.8	4	0	1	1	0	8	14.4
vs Old Dominion	11-28-09	*	19	6-7	.857	0-0	.000	3-5	.600	4	2	6	10.0	2	0	1	5	0	15	14.5
ST. BONAVENTURE	12-05-09	*	21	5-7	.714	0-0	.000	4-5	.800	0	8	8	9.7	1	1	2	4	3	14	14.4
vs DePaul	12-10-09	*	26	4-5	.800	0-0	.000	4-6	.667	7	7	14	10.3	0	0	2	3	1	12	14.1
vs UCLA	12-12-09	*	34	5-11	.455	0-0	.000	3-6	.500	2	9	11	10.3	2	0	1	7	0	13	14.0
WRIGHT STATE	12-16-09	*	30	6-6	1.000	0-0	.000	5-8	.625	2	6	8	10.1	1	0	4	6	0	17	14.3
at Houston	12-16-09	*	34	3-11	.273	0-0	.000	7-17	.412	6	11	17	10.7	3	0	1	5	1	13	14.2
vs Centenary	12-22-09	*	24	2-5	.400	0-0	.000	4-4	1.000	2	7	9	10.6	1	1	1	4	0	8	13.7
MISS. VALLEY STATE	12-28-09	*	20	3-4	.750	0-0	.000	4-4	1.000	0	7	7	10.3	4	2	0	7	0	10	13.4
at San Diego	12/31/09	*	27	8-9	.889	0-0	.000	7-7	1.000	2	15	17	10.8	4	1	2	2	0	23	14.1
Totals		14	382	68-106	.642	0-0	.000	61-91	.670	40	111	151	10.8	28	12	22	71	9	197	14.1

Games played: 14
Minutes/game: 27.3
Points/game: 14.1
FG Pct: 64.2
FT Pct: 67.0

Rebounds/game: 10.8
Assists/game: 0.9
Turnovers/game: 1.6
Assist/turnover ratio: 0.5
Steals/game: 0.6
Blocks/game: 5.1

2009-2010 Mississippi State Basketball
Mississippi State Individual Game-by-Game (as of Jan 01, 2010)
All games

#45 Elgin Bailey

Opponent	Date	gs	min	Total		3-Pointers		Free throws		Rebounds				pf	a	t/o	blk	stl	pts	avg
				fg-fga	pct	3fg-fga	pct	ft-fa	pct	off	def	tot	avg							
SE LOUISIANA	11-19-09		3	0-1	.000	0-0	.000	0-0	.000	0	0	0	0.0	0	0	0	0	0	0	0.0
TEXAS-PAN AMERICAN	11-24-09		4	0-1	.000	0-0	.000	1-4	.250	0	0	0	0.0	0	0	1	1	0	1	0.5
vs Richmond	11-27-09		4	0-1	.000	0-0	.000	0-0	.000	0	0	0	0.0	1	0	0	0	0	0	0.3
vs Old Dominion	11-28-09		6	0-1	.000	0-0	.000	0-1	.000	0	0	0	0.0	1	0	0	0	0	0	0.3
Totals		0	17	0-4	.000	0-0	.000	1-5	.200	0	0	0	0.0	2	0	1	1	0	1	0.3

Games played: 4
Minutes/game: 4.3
Points/game: 0.3
FG Pct: 0.0
FT Pct: 20.0

Turnovers/game: 0.3
Blocks/game: 0.3

#50 John Riek

Opponent	Date	gs	min	Total		3-Pointers		Free throws		Rebounds				pf	a	t/o	blk	stl	pts	avg
				fg-fga	pct	3fg-fga	pct	ft-fa	pct	off	def	tot	avg							
WRIGHT STATE	12-16-09		1	0-0	.000	0-0	.000	0-0	.000	0	0	0	0.0	0	0	0	0	0	0	0.0
vs Centenary	12-22-09		8	2-3	.667	0-0	.000	2-2	1.000	4	3	7	3.5	1	0	3	0	0	6	3.0
MISS. VALLEY STATE	12-28-09		11	1-3	.333	0-0	.000	2-4	.500	4	1	5	4.0	2	0	0	3	0	4	3.3
Totals		0	20	3-6	.500	0-0	.000	4-6	.667	8	4	12	4.0	3	0	3	3	0	10	3.3

Games played: 3
Minutes/game: 6.7
Points/game: 3.3
FG Pct: 50.0
FT Pct: 66.7

Rebounds/game: 4.0
Turnovers/game: 1.0
Blocks/game: 1.0

#TM TEAM

Opponent	Date	gs	min	Total		3-Pointers		Free throws		Rebounds				pf	a	t/o	blk	stl	pts	avg
				fg-fga	pct	3fg-fga	pct	ft-fa	pct	off	def	tot	avg							
RIDER	11-13-09		0	0-0	.000	0-0	.000	0-0	.000	2	1	3	3.0	0	0	0	0	0	0	0.0
SE LOUISIANA	11-19-09		0	0-0	.000	0-0	.000	0-0	.000	2	3	5	4.0	0	0	1	0	0	0	0.0
BETHUNE-COOKMAN	11-21-09		0	0-0	.000	0-0	.000	0-0	.000	1	1	2	3.3	0	0	0	0	0	0	0.0
TEXAS-PAN AMERICAN	11-24-09		0	0-0	.000	0-0	.000	0-0	.000	1	2	3	3.3	0	0	0	0	0	0	0.0
vs Richmond	11-27-09		0	0-0	.000	0-0	.000	0-0	.000	2	1	3	3.2	0	0	0	0	0	0	0.0
vs Old Dominion	11-28-09		0	0-0	.000	0-0	.000	0-0	.000	0	3	3	3.2	0	0	2	0	0	0	0.0
ST. BONAVENTURE	12-05-09		0	0-0	.000	0-0	.000	0-0	.000	2	0	2	3.0	0	0	0	0	0	0	0.0
vs DePaul	12-10-09		0	0-0	.000	0-0	.000	0-0	.000	1	2	3	3.0	0	0	0	0	0	0	0.0
vs UCLA	12-12-09		0	0-0	.000	0-0	.000	0-0	.000	1	3	4	3.1	0	0	0	0	0	0	0.0
WRIGHT STATE	12-16-09		0	0-0	.000	0-0	.000	0-0	.000	1	2	3	3.1	0	0	0	0	0	0	0.0
at Houston	12-16-09		0	0-0	.000	0-0	.000	0-0	.000	1	1	2	3.0	0	0	0	0	0	0	0.0
vs Centenary	12-22-09		0	0-0	.000	0-0	.000	0-0	.000	0	2	2	2.9	0	0	0	0	0	0	0.0
MISS. VALLEY STATE	12-28-09		0	0-0	.000	0-0	.000	0-0	.000	0	5	5	3.1	0	0	0	0	0	0	0.0
at San Diego	12/31/09		0	0-0	.000	0-0	.000	0-0	.000	2	1	3	3.1	0	0	0	0	0	0	0.0
Totals		0	0	0-0	.000	0-0	.000	0-0	.000	16	27	43	3.1	0	0	3	0	0	0	0.0

Games played: 14

Rebounds/game: 3.1
Turnovers/game: 0.2

2008-09 Mississippi State Basketball Individual Career History

Kodi Augustus

			Total		3-Point		F-Throws		Rebounds											Scoring	
Season	gp-gs	min/avg	fg-fga	pct	fg-fga	pct	ft-fta	pct	off	def	tot	avg	pf	fo	ast	to	blk	stl	pts	avg	
2007-08	11-0	52/4.7	5-13	.385	2-7	.286	4-7	.571	3	9	12	1.1	8	0	2	7	3	1	16	1.5	
2008-09	25-9	328/13.1	52-108	.481	10-31	.323	42-53	.792	30	56	86	3.4	38	1	8	33	7	7	156	6.2	
2009-10	12-11	271/22.6	35-77	.455	16-30	.533	31-41	.756	22	45	67	5.6	25	0	11	26	10	5	117	9.8	
TOTAL	48-20	651/13.6	92-198	.465	28-68	.412	77-101	.762	55	110	165	3.4	71	1	21	66	20	13	289	6.0	

Elgin Bailey

			Total		3-Point		F-Throws		Rebounds											Scoring	
Season	gp-gs	min/avg	fg-fga	pct	fg-fga	pct	ft-fta	pct	off	def	tot	avg	pf	fo	ast	to	blk	stl	pts	avg	
2007-08	31-0	212/6.8	18-38	.474	0-0	.000	16-41	.390	20	26	46	1.5	43	0	1	16	8	4	52	1.7	
2008-09	27-0	290/10.7	39-89	.438	0-0	.000	28-46	.609	21	43	64	2.4	44	1	6	32	26	16	106	3.9	
2009-10	4-0	17/4.3	0-4	.000	0-0	.000	1-5	.200	0	0	0	0.0	2	0	0	1	1	0	1	0.3	
TOTAL	62-0	519/8.4	57-131	.435	0-0	.000	45-92	.489	41	69	110	1.8	89	1	7	49	35	20	159	2.6	

Riley Benock

			Total		3-Point		F-Throws		Rebounds											Scoring	
Season	gp-gs	min/avg	fg-fga	pct	fg-fga	pct	ft-fta	pct	off	def	tot	avg	pf	fo	ast	to	blk	stl	pts	avg	
2007-08	28-0	228/8.1	15-37	.405	14-33	.424	5-8	.625	2	17	19	0.7	16	0	22	16	4	4	49	1.8	
2008-09	36-0	409/11.4	26-67	.388	21-56	.375	8-12	.667	5	27	32	0.9	35	1	25	17	2	16	81	2.3	
2009-10	14-0	179/12.8	12-28	.429	10-25	.400	0-1	.000	0	13	13	0.9	9	0	13	9	2	8	34	2.4	
TOTAL	78-0	816/10.5	53-132	.402	45-114	.395	13-21	.619	7	57	64	0.8	60	1	60	42	8	28	164	2.1	

Brandon Bolen

			Total		3-Point		F-Throws		Rebounds											Scoring	
Season	gp-gs	min/avg	fg-fga	pct	fg-fga	pct	ft-fta	pct	off	def	tot	avg	pf	fo	ast	to	blk	stl	pts	avg	
2007-08	9-0	12/1.3	0-2	.000	0-1	.000	1-2	.500	1	3	4	0.4	1	0	0	3	0	0	1	0.1	
2008-09	13-0	23/1.8	1-4	.250	0-0	.000	0-0	.000	0	1	1	0.1	0	0	1	0	0	2	2	0.2	
TOTAL	22-0	35/1.6	1-6	.167	0-1	.000	1-2	.500	1	4	5	0.2	1	0	1	3	0	2	3	0.1	

Dee Bost

			Total		3-Point		F-Throws		Rebounds											Scoring	
Season	gp-gs	min/avg	fg-fga	pct	fg-fga	pct	ft-fta	pct	off	def	tot	avg	pf	fo	ast	to	blk	stl	pts	avg	
2008-09	36-36	1137/31.6	108-307	.352	54-161	.335	122-170	.718	27	102	129	3.6	81	2	156	102	1	52	392	10.9	
2009-10	14-14	462/33.0	44-121	.364	28-70	.400	31-41	.756	5	62	67	4.8	23	1	76	44	3	19	147	10.5	
TOTAL	50-50	1599/32.0	152-428	.355	82-231	.355	153-211	.725	32	164	196	3.9	104	3	232	146	4	71	539	10.8	

Ravern Johnson

			Total		3-Point		F-Throws		Rebounds											Scoring	
Season	gp-gs	min/avg	fg-fga	pct	fg-fga	pct	ft-fta	pct	off	def	tot	avg	pf	fo	ast	to	blk	stl	pts	avg	
2007-08	29-0	187/6.4	31-65	.477	7-24	.292	4-10	.400	10	20	30	1.0	10	0	10	12	4	3	73	2.5	
2008-09	36-36	1099/30.5	156-362	.431	83-210	.395	39-46	.848	30	80	110	3.1	49	0	40	55	18	14	434	12.1	
2009-10	14-14	404/28.9	78-145	.538	45-91	.495	9-13	.692	8	44	52	3.7	12	0	10	18	9	6	210	15.0	
TOTAL	79-50	1690/21.4	265-572	.463	135-325	.415	52-69	.754	48	144	192	2.4	71	0	60	85	31	23	717	9.1	

Wendell Lewis

			Total		3-Point		F-Throws		Rebounds											Scoring	
Season	gp-gs	min/avg	fg-fga	pct	fg-fga	pct	ft-fta	pct	off	def	tot	avg	pf	fo	ast	to	blk	stl	pts	avg	
2009-10	14-0	115/8.2	15-25	.600	0-0	.000	4-8	.500	11	19	30	2.1	12	0	0	8	5	0	34	2.4	
TOTAL	14-0	115/8.2	15-25	.600	0-0	.000	4-8	.500	11	19	30	2.1	12	0	0	8	5	0	34	2.4	

2008-09 Mississippi State Basketball Individual Career History

Taylor Luczak

Season	gp-gs	min/avg	Total		3-Point		F-Throws		Rebounds				pf	fo	ast	to	blk	stl	Scoring	
			fg-fga	pct	fg-fga	pct	ft-fta	pct	off	def	tot	avg							pts	avg
2008-09	10-0	13/1.3	2-4	.500	0-1	.000	0-0	.000	1	2	3	0.3	2	0	0	1	0	0	4	0.4
2009-10	9-0	15/1.7	1-1	1.000	1-1	1.000	0-0	.000	0	2	2	0.2	3	0	0	4	0	0	3	0.3
TOTAL	19-0	28/1.5	3-5	.600	1-2	.500	0-0	.000	1	4	5	0.3	5	0	0	5	0	0	7	0.4

Romero Osby

Season	gp-gs	min/avg	Total		3-Point		F-Throws		Rebounds				pf	fo	ast	to	blk	stl	Scoring	
			fg-fga	pct	fg-fga	pct	ft-fta	pct	off	def	tot	avg							pts	avg
2008-09	36-0	452/12.6	51-118	.432	8-28	.286	39-58	.672	28	66	94	2.6	53	1	12	28	12	8	149	4.1
2009-10	13-0	158/12.2	24-44	.545	7-14	.500	14-20	.700	10	28	38	2.9	11	0	7	17	5	2	69	5.3
TOTAL	49-0	610/12.4	75-162	.463	15-42	.357	53-78	.679	38	94	132	2.7	64	1	19	45	17	10	218	4.4

Charles Parker

Season	gp-gs	min/avg	Total		3-Point		F-Throws		Rebounds				pf	fo	ast	to	blk	stl	Scoring	
			fg-fga	pct	fg-fga	pct	ft-fta	pct	off	def	tot	avg							pts	avg
2009-10	9-0	13/1.4	1-5	.200	0-2	.000	0-1	.000	0	1	1	0.1	2	0	0	2	0	0	2	0.2
TOTAL	9-0	13/1.4	1-5	.200	0-2	.000	0-1	.000	0	1	1	0.1	2	0	0	2	0	0	2	0.2

Baxter Price

Season	gp-gs	min/avg	Total		3-Point		F-Throws		Rebounds				pf	fo	ast	to	blk	stl	Scoring	
			fg-fga	pct	fg-fga	pct	ft-fta	pct	off	def	tot	avg							pts	avg
2009-10	9-0	11/1.2	1-3	.333	0-0	.000	0-0	.000	1	1	2	0.2	0	0	0	0	0	1	2	0.2
TOTAL	9-0	11/1.2	1-3	.333	0-0	.000	0-0	.000	1	1	2	0.2	0	0	0	0	0	1	2	0.2

John Riek

Season	gp-gs	min/avg	Total		3-Point		F-Throws		Rebounds				pf	fo	ast	to	blk	stl	Scoring	
			fg-fga	pct	fg-fga	pct	ft-fta	pct	off	def	tot	avg							pts	avg
2009-10	3-0	20/6.7	3-6	.500	0-0	.000	4-6	.667	8	4	12	4.0	3	0	0	3	3	0	10	3.3
TOTAL	3-0	20/6.7	3-6	.500	0-0	.000	4-6	.667	8	4	12	4.0	3	0	0	3	3	0	10	3.3

Renardo Sidney

Shaun Smith

Barry Stewart

Season	gp-gs	min/avg	Total		3-Point		F-Throws		Rebounds				pf	fo	ast	to	blk	stl	Scoring	
			fg-fga	pct	fg-fga	pct	ft-fta	pct	off	def	tot	avg							pts	avg
2006-07	35-0	848/24.2	96-240	.400	68-174	.391	82-107	.766	28	83	111	3.2	51	0	43	27	5	32	342	9.8
2007-08	34-34	1214/35.7	129-337	.383	62-186	.333	71-102	.696	46	111	157	4.6	80	2	88	78	4	44	391	11.5
2008-09	36-36	1138/31.6	126-343	.367	72-197	.365	121-156	.776	28	107	135	3.8	84	2	66	66	10	46	445	12.4
2009-10	14-14	459/32.8	56-138	.406	27-74	.365	19-29	.655	10	31	41	2.9	24	0	39	16	3	8	158	11.3
TOTAL	119-84	3659/30.7	407-1058	.385	229-631	.363	293-394	.744	112	332	444	3.7	239	4	236	187	22	130	1336	11.2

2008-09 Mississippi State Basketball Individual Career History

Phil Turner

Season	gp-gs	min/avg	Total		3-Point		F-Throws		Rebounds				pf	fo	ast	to	blk	stl	Scoring	
			fg-fga	pct	fg-fga	pct	ft-fta	pct	off	def	tot	avg							pts	avg
2007-08	30-11	498/16.6	41-124	.331	24-79	.304	15-27	.556	18	66	84	2.8	43	1	25	28	10	26	121	4.0
2008-09	36-27	863/24.0	101-220	.459	46-122	.377	57-73	.781	49	149	198	5.5	72	0	57	51	18	46	305	8.5
2009-10	14-3	294/21.0	29-81	.358	10-37	.270	18-19	.947	18	51	69	4.9	22	0	22	13	5	20	86	6.1
TOTAL	80-41	1655/20.7	171-425	.402	80-238	.336	90-119	.756	85	266	351	4.4	137	1	104	92	33	92	512	6.4

Jarvis Varnado

Season	gp-gs	min/avg	Total		3-Point		F-Throws		Rebounds				pf	fo	ast	to	blk	stl	Scoring	
			fg-fga	pct	fg-fga	pct	ft-fta	pct	off	def	tot	avg							pts	avg
2006-07	35-13	473/13.5	75-116	.647	0-1	.000	24-45	.533	61	85	146	4.2	74	1	11	19	67	12	174	5.0
2007-08	34-34	968/28.5	109-170	.641	1-2	.500	50-100	.500	75	189	264	7.8	99	5	18	41	157	18	269	7.9
2008-09	36-36	1012/28.1	180-328	.549	0-1	.000	104-159	.654	103	214	317	8.8	83	2	28	60	170	22	464	12.9
2009-10	14-14	382/27.3	68-106	.642	0-0	.000	61-91	.670	40	111	151	10.8	28	0	12	22	71	9	197	14.1
TOTAL	119-97	2835/23.8	432-720	.600	1-4	.250	239-395	.605	279	599	878	7.4	284	8	69	142	465	61	1104	9.3