



# Mississippi State Bulldogs (9-3) vs. Alabama Crimson Tide (7-5)

## Basketball Media Relations

55 Bailey Howell Drive, Mississippi State, MS 39762

**GREGG ELLIS**, Primary Contact

(W) 662.325.3595 | (C) 662.322.0145 | gellis@athletics.msstate.edu

Twitter: @msusportsgregg & @HailStateMBK | www.hailstate.com

**MORGAN MACGUIRE**, Secondary Contact

(C) 719.660.2039 | mmacguire@athletics.msstate.edu

Twitter: @morgsmac

## SERIES INFORMATION

**Series:** 120-74, Alabama

*Home:* 56-38, MSU

*Away:* 76-15, Alabama

*Neutral:* 6-3, Alabama

**Last Meeting:** MSU, 67-61 (2-20-16)

**Mississippi State Coach:** Ben Howland

*MSU Record:* 23-20, 2nd year

*Career Record:* 424-226, 21st year

**Alabama Coach:** Avery Johnson

*Alabama Record:* 25-20, 2nd year

*Career Record:* 25-20, 2nd year



## GAME INFORMATION

**When:** Tuesday, Jan. 3, 2017

**Time:** 7:30 p.m. CT

**Location:** Starkville, MS

**Arena:** Humphrey Coliseum

**TV:** SEC Network

*PxP:* Adam Amin

*Analyst:* Jon Sundvold

*Sideline:* NA

**MSU Radio Network:**

*PxP:* Jim Ellis

*Analyst:* Richard Williams

**Sirius/XM:** 145/190

## Projected Starting 5



### 11 Quindary Weatherspoon

6-4 | 205 | So. | G  
Canton, MS

PPG: \_\_\_\_\_ 19.1

RPG: \_\_\_\_\_ 4.7

FG%: \_\_\_\_\_ 49.2

FT%: \_\_\_\_\_ 81.5



### 15 I.J. Ready

5-11 | 166 | Sr. | G  
Rixey, AR

PPG: \_\_\_\_\_ 10.7

APG: \_\_\_\_\_ 5.1

FG%: \_\_\_\_\_ 47.1

FT%: \_\_\_\_\_ 79.3



### 23 Tyson Carter

6-4 | 164 | Fr. | G  
Starkville, MS

PPG: \_\_\_\_\_ 10.1

RPG: \_\_\_\_\_ 2.8

FG%: \_\_\_\_\_ 38.8

FT%: \_\_\_\_\_ 88.5



### 4 Mario Kegler

6-7 | 230 | Fr. | G  
Jackson, MS

PPG: \_\_\_\_\_ 9.4

RPG: \_\_\_\_\_ 5.5

FG%: \_\_\_\_\_ 41.0

FT%: \_\_\_\_\_ 60.0



### 35 Aric Holman

6-10 | 222 | So. | F  
Owensboro, KY

PPG: \_\_\_\_\_ 10.0

RPG: \_\_\_\_\_ 6.5

FG%: \_\_\_\_\_ 54.0

FT%: \_\_\_\_\_ 69.6

## WHAT TO NOTE AS MSU PLAYS ALABAMA . . .

- The Bulldogs are looking to snap a three-game losing streak to Alabama at Humphrey Coliseum. The Tide has never won four in a row at the Hump.
- MSU is 45-38 in SEC lid-lifters — 30-18 at home, 15-19 on the road and 0-1 at neutral sites.
- Mississippi State most common league-opening foe is Auburn (21, 10-11).
- The Bulldogs are 2-4 against Alabama in openers, with the last meeting coming in 2011, a 75-57 Tide win at the Hump.
- MSU has shot 50 percent or better in back-to-back games and three times this season. In those contests, the Bulldogs are 3-0. In fact, they are 8-0 when shooting 45 percent or better.
- Sophomore guard **Quindary Weatherspoon** scored a career-high 27 points against Morehead State, the most by any Bulldog player this season. He then totaled 25 points against UMKC. MSU is 6-1 all-time in games he totals 20-plus points with a 5-0 mark this year. He is fourth in the SEC with his 19.1 scoring clip.
- **I.J. Ready** is 54th nationally and 3rd in the SEC with his 2.7 assist/turnover ratio. He's now 203 points shy of becoming the 37th player in MSU history to score 1,000 for a career. Against UMKC, he had 5 assists to give him 335 for his career, now the 10th most in school history. In addition, he is 10 steals shy of tying Darryl Wilson for the 10th most in school history.
- **Quindary Weatherspoon** leads MSU with his 19.1 scoring average. MSU hasn't had a player average 18-plus since Darryl Wilson in 1996 (18.0).
- KenPom.com has Mississippi State as the least experienced team (.73) of all 351 DI programs.
- When is Mississippi State successful? When outrebounding foes (7-0) and winning or being tied at the half (8-0).
- Of current SEC players, **I.J. Ready** is 11th with 797 points, third with 130 steals and fourth with 335 assists.
- In three games this season, MSU never trailed. The last was UMKC last week.
- The Bulldogs are looking for their first four-game winning streak under **Ben Howland**.

## 2016-17 MISSISSIPPI STATE SCHEDULE/RESULTS

### NOVEMBER

11	NORFOLK STATE (SECN+)	W, 78-74
	<i>CHARLESTON CLASSIC</i>	
17	vs. Central Florida (ESPN2)	L, 86-61
18	vs. Boise State (ESPN3)	W, 80-68
20	vs. UTEP (ESPN3)	W, 61-54
25	LEHIGH (SECN+)	L, 87-73
28	NORTHWESTERN STATE (SECN)	W, 65-59

### DECEMBER

1	OREGON STATE (ESPNU)	W, 74-57
4	GEORGIA STATE (SECN+)	W, 82-60
14	ETSU (SECN)	L, 67-65
19	Southern Miss (ESPNU) ^	W, 86-44
22	MOREHEAD STATE (SECN)	W, 85-76
29	UMKC (SECN+)	W, 77-54

### JANUARY

3	ALABAMA (SECN)	7:30 p.m.
7	at LSU (SECN)	2:30 p.m.
10	at Arkansas (SECN)	8 p.m.
14	TEXAS A&M (CBS)	12 p.m.
17	KENTUCKY (ESPN)	6 p.m.
21	at Tennessee (SECN)	5 p.m.
25	MISSOURI (SECN)	6 p.m.
28	at Alabama (SECN)	5 p.m.
31	at Ole Miss (SECN)	6 p.m.

### FEBRUARY

4	TENNESSEE (SECN)	2:30 p.m.
7	at Auburn (SECN)	8 p.m.
11	SOUTH CAROLINA (ESPN2)	7 p.m.
14	at Georgia (ESPNU)	8 p.m.

18	FLORIDA (ESPN/2)	1 p.m.
21	OLE MISS (ESPN2)	8 p.m.
25	at Vanderbilt (ESPNU)	3 p.m.
28	at South Carolina (ESPNU)	6 p.m.

### MARCH

4	LSU (SECN)	5 p.m.
	<i>2017 SEC Tournament</i>	
8-12	SEC Tournament (SECN, ESPNU, ABC)	TBA

^ - Jackson, Miss (Mississippi Coliseum)

! - Nashville (Bridgestone Arena)

## 2016-17 MISSISSIPPI STATE NUMERICAL ROSTER

No.	Name	Pos.	Ht.	Wt.	Yr.	Exp.	Hometown
1	Lamar Peters	G	6-0	188	Fr.	HS	New Orleans, LA (Landry-Walker HS)
2	Eli Wright	G	6-4	203	Fr.	HS	Owensboro, KY (22 Feet Academy)
3	Xavian Stapleton	G	6-6	207	So.	TR	Flora, MS (Louisiana Tech)
4	Mario Kegler	G	6-7	220	Fr.	HS	Jackson, MS (Oak Hill Academy)
5	Joe Strugg	F	6-9	196	RFr.	HS	Montgomery, AL (G.W. Carver HS)
11	Quinnndary Weatherspoon	G	6-4	205	So.	1L	Canton, MS (Velma Jackson HS)
12	Drew Davis	G	5-10	172	Jr.	HS	Atlanta, GA (Ft. Walton Beach HS)
13	Nick Singleton	G	6-5	194	So.	TR	Decatur, GA (Kennesaw State)
15	I.J. Ready	G	5-11	166	Sr.	3L	Rixey, AR (Park View Magnet)
20	Miles Washington	C	6-7	202	Fr.	HS	New Albany, MS (New Albany HS)
23	Tyson Carter	G	6-4	167	Fr.	HS	Starkville, MS (Starkville HS)
34	Schnider Herard	F	6-10	250	Fr.	HS	Port-au-Prince (Prestonwood Christian)
35	Aric Holman	F	6-10	222	So.	1L	Owensboro, KY (Owensboro HS)
45	E.J. Datcher	C	6-9	240	Fr.	HS	Harpersville, AL (Vincent HS)

**Head Coach:** Ben Howland (Weber State, 1979; 2nd year)  
**Assistant Coaches:** George Brooks (Mississippi State, 1997; 7th year)  
 Korey McCray (Mercer, 2001; 2nd year)  
 Ernie Zeigler (Cleary College, 1994; 2nd year)  
**Director of Basketball Operations:** Michael Moynihan  
**Director of Basketball Performance:** David Deets  
**Graduate Assistant Coaches:** Alfred Aboya  
 Bo Rodriguez  
**VIDEO:** Jalen Courtney  
**TRAINER:** Ryan Dotson

## PRONUNCIATION GUIDE

ARIC HOLEMAN: ERIC  
 QUINNNDARY WEATHERSPOON: QUINN-DARE-EE  
 XAVIAN STAPLETON: ZAY-VEE-AWN

## GENERAL INFORMATION

Location: ..... Starkville, MS  
 Founded: ..... February 28, 1878  
 Enrollment: ..... 21,622  
 Conference: ..... SEC  
 Nickname: ..... Bulldogs  
 Colors: ..... Maroon & White  
 Arena: ..... Humphrey Coliseum (10,500)  
 President: ..... Dr. Mark E. Keenum  
 Athletics Director: ..... John Cohen  
 Web Site: ..... www.hailstate.com  
 Twitter: ..... @HailStateMBK  
 Hashtag: ..... #HailState

## BASKETBALL HISTORY

First Year of Basketball: ..... 1908-09  
 All-Time Record: ..... 1,370-1,162/105 years  
 All-Time SEC Record: ..... 571-749  
 Total Number of Head Coaches: ..... 20  
 Humphrey Coliseum Record: ..... 424-173  
 20-Win Seasons: ..... 17  
 NCAA Tournament Appearances: ..... 10 (11-10)  
 NCAA Tournament Final Fours: ..... 1 (1996)  
 NIT Appearances: ..... 8 (7-8)  
 NIT Final Fours: ..... 1 (2007)  
 SEC Championships: ..... 6  
 (2004, 1991, 1963, 1962, 1961, 1959)  
 SEC Tournament Championships: ..... 3  
 (2009, 2002 and 1996)  
 SEC Tournament Record: ..... 29-53  
 SEC Western Division Titles: ..... 7  
 (2010, 2008, 2007, 2004, 2003, 1996, 1995)

## TEAM INFORMATION

2015-16 Overall Record ..... 14-17  
 2015-16 SEC Record ..... 7-11, 11th  
 National Ranking: ..... n/a  
 Starters Returning/Lost: ..... 2/3  
 Letterwinners Returning/Lost: ..... 3/10  
 Newcomers: ..... 12  
 Roster (Sr./Jr./So./Fr.): ..... (1/1/4/9)

## MEDIA INFORMATION

## Credentials

■Media members may obtain both season credentials and game-by-game passes by contacting Gregg Ellis at 662-325-3595.

## SEC Teleconference

■The SEC's weekly teleconference is every Monday and will be coordinated through the SEC media relations office. To participate, contact Craig Pinkerton of the SEC at 205-458-3038. Ben Howland is scheduled for 11:17 a.m. CT.




## Media On Twitter

Michael Bonner, Clarion Ledger  
 @MikeBBonner  
 David Brandt, Associated Press  
 @davidbrandtAP  
 Bob Carskadon, HailState Beat  
 @bobcarskadon  
 Joel Coleman, Starkville Daily News  
 @JoelTColeman  
 Robbie Faulk, 24/7 Sports  
 @robbiefaulk247  
 Paul Jones, 24/7 Sports  
 @PJ247Sports  
 Logan Lowery, Daily Journal  
 @loganlowery  
 David Murray, Dawgs' Bite  
 @DawgsBiteMag  
 Danny P. Smith, Starkville Daily News  
 @sdndannyp  
 Gene Swindoll, Gene's Page  
 @GeneSwindoll  
 Ben Wait, Commercial Dispatch  
 @bcwait



## MISSISSIPPI STATE TV/RADIO ROSTER



**1 Lamar Peters**  
FR | G | 6-0 | 188  
New Orleans, LA



**2 Eli Wright**  
FR | G | 6-4 | 203  
Owensboro, KY



**3 Xavian Stapleton**  
SO | G | 6-6 | 207  
Flora, MS



**4 Mario Kegler**  
FR | G | 6-7 | 220  
Jackson, MS



**5 Joe Strugg**  
FR | F | 6-9 | 196  
Montgomery, AL



**11 Quindary Weatherspoon**  
SO | G | 6-4 | 205  
Canton, MS



**12 Drew Davis**  
JR | G | 5-10 | 172  
Atlanta, GA



**13 Nick Singleton**  
SO | G | 6-5 | 194  
Decatur, GA



**15 I.J. Ready**  
SR | G | 5-11 | 166  
Rixey, AR



**20 Miles Washington**  
FR | C | 6-7 | 202  
New Albany, MS



**23 Tyson Carter**  
FR | G | 6-4 | 167  
Starkville, MS



**34 Schnider Herard**  
FR | F | 6-10 | 250  
Port-Au-Prince, Haiti



**35 Aric Holman**  
SO | F | 6-10 | 222  
Owensboro, KY



**45 E.J. Datcher**  
FR | C | 6-9 | 240  
Harpersville, AL



**Ben Howland**  
Head Coach  
2nd Year



**George Brooks**  
Assistant Coach  
7th Year



**Korey McCray**  
Assistant Coach  
2nd Year



**Ernie Zeigler**  
Assistant Coach  
2nd Year



**Michael Moynihan**  
Director of Operations  
1st Year



**Jalen Courtney**  
Video Director  
1st Year

## TALE OF THE TAPE

2016-17 STATS	PPG	FG%	3FG%	FT%	RB	RBM	A	T	TM	S	B
Mississippi State (9-3)	73.9	45.5	37.7	71.7	35.8	+0.7	12.5	11.7	+3.0	8.0	4.6
Alabama (7-5)	68.6	43.4	31.8	64.5	37.9	-4.8	12.4	13.4	+1.9	7.2	5.4

Leaders	Scoring	Rebounds	Assists	Steals	Blocks
MSU	Weatherspoon, 19.1	Holman, 6.5	Ready, 5.1	Weatherspoon, 2.0	Holman, 2.2
OPP	Ingram/Key, 19.7	Hall, 5.8	Ingram, 3.8	Ingram, 1.2	Hall, 1.8

<b>Last Time Out For Alabama</b> ✓ Beat Stetson, 83-60. ✓ Led 36-29 at halftime. ✓ Riley Norris led Bama with 18 points while Dazon Ingram had 16. ✓ The Tide was 33-69 shooting, 8-24 from 3-point range. ✓ UA won the battle of the boards, 53-27. ✓ Bola Olaniyan had game -high 10 boards. ✓ Bama forced 16 turnovers and had 17. It also had 18 assists and 9 steals.	<b>Last Time Out For Mississippi State</b> ✓ Beat UMKC, 77-54. ✓ Quindary Weatherspoon paced MSU with 25 points, while Tyson Carter added 11. ✓ MSU forced 13 turnovers but had 15. ✓ MSU won the battle of the boards, 46-38. ✓ MSU had 15 assists, 5 blocked shots and 6 steals. ✓ MSU was 29-58 shooting, 11-23 beyond the arc, while the Kangaroos were 17-60 shooting and 5-26 from long range.	<b>Series Breakdown</b> (UA leads, 120-74) <b>Last MSU win:</b> 67-61 (2015-16) <b>Last UA win:</b> 82-80 (2015-16) <b>Current MSU win streak:</b> 1 <b>Biggest MSU win:</b> 79-50 (1998-99) <b>Biggest UA win:</b> 98-49 (2004-05)  <b>at Starkville</b> (MSU leads, 56-38) <b>Last MSU win:</b> 56-52 (2011-12) <b>Last UA win:</b> 82-80 (2015-16) <b>Current UA win streak:</b> 3 <b>Biggest MSU win:</b> 79-50 (1998-99) <b>Biggest UA win:</b> 75-43 (2012-13)
---	--	--

VERSUS ALABAMA														
Player	G-GS	Mins	FGM-FGA	Pct	3GM-3GA	Pct	FTM-FTA	Pct	Rebs	Ast	TO	BS	Stl	Pts
Holman	2-1	25	3-5	.600	1-2	.500	0-2	.000	4-2.0	0	2	0	1	7-3.5
Ready	4-3	100	10-26	.385	2-5	.400	2-4	.500	9-2.3	10	3	0	4	24-6.0
Weatherspoon	2-2	78	7-19	.368	3-7	.429	6-7	.857	10-5.0	1	3	1	3	23-11.5

## A LOOK AT THE SEC

2016-17 SEC Standings					Upcoming Games					Recent Scores				
	SEC	Overall			January 3 (Tuesday)					December 27				
Florida	1-0	1.000	10-3	.769	Arkansas at Tennessee, 5:30 p.m.					South Carolina 90, Lander 62				
Georgia	1-0	1.000	9-4	.692	Ole Miss at Florida, 6 p.m.					<b>December 29</b>				
Kentucky	1-0	1.000	11-2	.846	Alabama at Mississippi State, 7:30 p.m.					Tennessee 73, at Texas A&M 63				
Tennessee	1-0	1.000	8-5	.615	Texas A&M at Kentucky, 8 p.m.					Georgia 96, at Auburn 84				
Vanderbilt	1-0	1.000	7-6	.539	<b>January 4 (Wednesday)</b>					Mississippi State 77, UMKC 54				
Mississippi State	0-0	.000	9-3	.750	Auburn at Vanderbilt, 6 p.m.					Kentucky 99, at Ole Miss 76				
South Carolina	0-0	.000	10-3	.769	South Carolina at Georgia, 6 p.m.					Lipscomb 81, at Missouri 76				
Alabama	0-0	.000	7-5	.583	LSU at Missouri, 8 p.m.					Alabama 83, Stetson 60				
Missouri	0-0	.000	5-7	.417	<b>January 7 (Sunday)</b>					Florida 81, at Arkansas 72				
Arkansas	0-1	.000	11-2	.846	Missouri at Georgia, Noon					Vanderbilt 96, at LSU 89				
Auburn	0-1	.000	10-3	.769	Texas A&M at South Carolina, 12:30 p.m.					<b>Friday, December 30</b>				
LSU	0-1	.000	8-4	.667	Mississippi State at LSU, 2:30 p.m.					Memphis 70, South Carolina 54				
Ole Miss	0-1	.000	9-4	.692	Tennessee at Florida ESPN2 4:15 p.m.									
Texas A&M	0-1	.000	8-4	.667	Ole Miss at Auburn, 6 p.m.									
					Vanderbilt at Alabama, 6 p.m.									
					Arkansas at Kentucky, 7:30 p.m.									

As of January 1, 2017



**Humphrey Coliseum History****First Game:**..... Dec. 1, 1975; MSU 85, Indiana St. 82**Overall Record:**..... 424-173 (.710)**Non-Conference Record:**..... 212-37 (.851)**SEC Record:**..... 212-136 (.609)**Humphrey Coliseum Yearly Records**

Year	Attn.	Avg.	Record (SEC)
1975-76	70,081	5,006	10-4 (5-4)
1976-77	76,232	5,082	11-4 (5-4)
1977-78	72,025	5,540	11-2 (8-1)
1978-79	99,906	7,136	11-3 (7-2)
1979-80	67,209	6,721	6-4 (5-4)
1980-81	48,214	4,018	6-6 (3-6)
1981-82	56,414	4,030	7-7 (3-6)
1982-83	68,416	5,263	11-2 (7-2)
1983-84	61,508	4,393	6-8 (3-6)
1984-85	89,370	6,384	11-3 (7-2)
1985-86	43,927	3,379	4-9 (3-6)
1986-87	40,715	2,908	7-7 (3-6)
1987-88	54,074	4,160	9-4 (5-4)
1988-89	74,344	5,719	9-4 (5-4)
1989-90	74,623	5,740	9-4 (5-4)
1990-91	102,072	7,852	12-1 (8-1)
1991-92	72,142	5,549	8-5 (4-4)
1992-93	61,172	4,706	10-3 (5-3)
1993-94	88,687	6,335	10-4 (5-3)
1994-95	80,681	6,723	11-1 (7-1)
1995-96	97,996	7,538	10-3 (6-2)
1996-97	74,275	5,305	10-4 (5-3)
1997-98	77,954	5,996	7-6 (2-6)
1998-99	70,257	5,018	12-2 (6-2)
1999-00	61,764	4,412	10-4 (4-4)
2000-01	77,654	4,568	13-4 (6-2)
2001-02	79,642	5,689	13-1 (7-1)
2002-03	98,312	7,022	12-2 (7-1)
2003-04	111,940	7,996	12-2 (6-2)
2004-05	103,031	7,925	11-2 (6-2)
2005-06	90,875	5,680	11-5 (5-3)
2006-07	123,736	6,512	16-3 (6-2)
2007-08	106,672	7,111	12-3 (7-1)
2008-09	157,111	8,728	13-5 (5-3)
2009-10	116,919	6,878	13-4 (6-2)
2010-11	97,069	5,710	12-5 (5-3)
2011-12	152,363	8,019	15-4 (6-2)
2012-13	94,092	6,721	7-7 (3-6)
2013-14	123,743	6,875	11-7 (3-6)
2014-15	106,946	6,291	9-8 (3-6)
2015-16	99,338	6,623	10-5 (5-4)
2016-17	53,639	6,705	6-2

Opponent	vs. SEC Opponents					Str.
	GP	W	L	PCT.		
Alabama	40	22	18	.564		L3
Arkansas	24	18	6	.750		W1
Auburn	40	28	12	.700		W6
Florida	28	14	14	.500		L2
Georgia	29	18	12	.600		L4
Kentucky	29	9	20	.310		L4
LSU	29	24	15	.615		W1
Missouri	3	2	1	.667		W1
Ole Miss	41	33	8	.805		W1
S. Carolina	13	10	3	.769		W1
Tennessee	29	14	16	.467		L3
Texas A&M	3	1	2	.333		L1
Vanderbilt	29	20	9	.690		W2

**MSU KNOWS HOW TO WIN GAMES AT 'THE HUMP'**

Over the course of the last decade, Mississippi State's Humphrey Coliseum has become a difficult venue for opposing teams. Last year, MSU was 10-5, including a 5-1 mark against non-conference foes. This year, MSU is 6-2.

The Bulldogs have compiled a 42-season composite record of 424-173 (.710) at "The Hump" since Mississippi State's basketball facility opened prior to the 1975-76 campaign.

**TRACKING MSU'S HOME SUCCESS UNDER BEN HOWLAND**

Season	Overall		SEC		Non-SEC	
	Record	Win %	Record	Win %	Record	Win %
2015-16	10-5	.667	5-4	.556	5-1	.833
2016-17	6-2	.750			6-2	.750
<b>Totals</b>	<b>16-7</b>	<b>.696</b>	<b>5-4</b>	<b>.556</b>	<b>11-3</b>	<b>.786</b>

**A LOOK AT THE HISTORY OF HUMPHREY COLISEUM****LARGEST CROWDS  
AT THE HUMP**

Crowd	Opponent	Date
10,788	Kentucky	2-16-10
10,735	Ole Miss	2-7-04
10,645	Ole Miss	2-23-02
10,541	Florida	1-7-03
10,458	Auburn	3-2-04
10,437	Alabama	2-21-04
10,432	Alabama	3-5-05
10,432	Kentucky	1-13-04
10,429	Ole Miss	2-15-03
10,421	Ole Miss	1-26-08
10,412	Ole Miss	1-13-09
10,364	Ole Miss	2-9-12
10,338	Florida	1-24-07
10,315	Kentucky	1-9-96

**INDIVIDUAL MSU  
RECORDS AT THE HUMP**

**Most Points Scored**  
40, Rickey Brown (Auburn, 3-7-77)

**Most Rebounds**  
24, Wiley Peck (Alabama, 1-27-79)

**Most Assists**  
15, Al Perry (Vanderbilt, 1-29-77)

**TEAM MSU  
RECORDS AT THE HUMP**

**Most Points Scored**  
123, Troy State (12-5-95)

**Most Rebounds**  
75, Mississippi Valley St. (11-21-00)

**Most Consecutive Wins**  
14, 1-22-03 to 1-10-04

## A CLOSER LOOK AT MSU

### A CLOSER LOOK AT SEC OPENERS

■ Mississippi State is 45-38 all-time in SEC openers. At home, the Bulldogs are 30-18. On the road, they are 15-19. In neutral site affairs, MSU is 0-1.

MSU has played Auburn the most (21 games), while the Bulldogs have collected 10 wins against Auburn and LSU to lead the way.

The most losses have come against Auburn (11), while the only team MSU hasn't opened up with is Missouri.

Last year, MSU opened with Texas A&M at the Hump, dropping a 61-60 heartbreaker to the Ag-gies.

Team	Record
Alabama .....	2-4
Arkansas.....	3-1
Auburn .....	10-11
Florida.....	5-7
Georgia.....	1-1
Kentucky.....	2-3
LSU.....	10-1
Ole Miss.....	3-1
South Carolina.....	3-0
Tennessee.....	3-4
Texas A&M.....	0-1
Vanderbilt.....	3-3

### NATION'S YOUNGEST TEAM

■ Mississippi State enters the 2016-17 campaign as the least-experienced team in the country (351 total).

1. Mississippi State	6. Washington
2. Illinois-Chicago	7. Bryant
3. Bradley	8. Missouri
4. St. John's	9. Iowa
5. Kentucky	10. St. Francis PA

### READY CLIMBING ASSIST LADDER

■ **I.J. Ready**, the lone MSU is senior, is quickly climbing the assist chart at MSU.

He currently has 335, the 10th most in school history.

Here's the breakdown . . .

1. Dee Bost.....	633
2. Derrick Zimmerman.....	514
3. Al Perry.....	510
4. Jamont Gordon.....	484
5. Chuck Evans.....	454
6. Doug Hartsfield.....	413
7. Jack Bouldin.....	357
8. Detrick White.....	351
9. Butch Pierre.....	342
10. <b>I.J. Ready</b> .....	<b>335</b>

### HOLMAN'S BLOCK PARTY

■ Against Norfolk State in the season opener, sophomore forward **Aric Holman** totaled 5 blocked shots before having 5 against Northwestern State on Nov. 28.

That was the most by an MSU player since Gavin Ware also had 5 at Loyola-Chicago on Dec. 15, 2012.

On the year, he currently has 26, the fourth most in the SEC.

### LIKE FATHER, LIKE SON

■ In the season-opener against Norfolk State, freshman guard **Tyson Carter** drew the start.

28 years ago, his father, Greg, drew a start

on opening day against Christian Brothers as a freshman.

While Tyson poured in 17 points on 6-of-8 shooting with five made 3-pointers, Greg was 5-6 with 10 points.

Tyson's 17 points were the most by a freshman on opening day since that same game his father played, when Chancellor Nichols also totaled 17.

### BACK-TO-BACK 20-PLUS POINTS

■ In his last two games, Quindary Weather-spoon has nearly scored at will.

After totaling a career-high 27 points against Morehead State, he poured in a 25 against UMKC.

The last time a MSU player totaled 20-plus points in back-to-back games was Craig Sword a year ago — 20 versus Kentucky and 21 at Arkansas.

Sword is also the last player to achieve the feat in three-straight games.

### TWO GO FOR .500 FROM THE FLOOR

■ On Dec. 22, both Mississippi State and More-head State shot 50 percent from the floor in the Bulldogs' 85-76 victory.

MSU was .534, while the Eagles were .500.

The last time both MSU and its opponent shot 50 percent was last January at Kentucky (.529/.509).

### WEATHERSPOON ECLIPSES 500 MARK

■ In the 86-44 win against Southern Miss, **Quindary Weatherspoon** scored 16 points to move past 500 for his career.

Through his first 401 games, he now has 562 points.

### BULLDOGS SIGN 3

■ Mississippi State took advantage of the early signing period Wednesday and signed three players — two 4-stars and one 3-star — to give MSU its second Top 15 signing class in a row.

Joining MSU next season are guards Nick Weatherspoon (Velma Jackson) of Canton, Miss., and KeyShawn Feazell (Lawrence County) of Monticello, Miss., and forward Gar-rison Brooks (Auburn High School) of Lafayette, Ala.

Weatherspoon is the younger brother MSU sophomore standout **Quindary Weather-spoon**, while Brooks is the son of MSU assis-tant coach, **George Brooks**.

### BROOKS NOTED FOR RECRUITING

■ In this year's Sporting News preseason basketball publication, MSU assistant **George Brooks** was named the second best recruiter in the SEC.

Brooks, a 1996 MSU graduate, has been an assistant with the Bulldogs for seven years after serving as head coach at Meridian Community College.

He's been responsible for signing top talent such as **Quindary Weatherspoon**, **Mario Kegler** and **Garrison Brooks**.

### HARDCOURT ROBBERY

■ Three times this year, Mississippi State has collected 11 or more steals.

Against Oregon State, the Bulldogs were credited with 17 steals, the most since also hav-ing 17 against Florida Atlantic on 11-13-12.

The Bulldogs are third in the SEC with their 8.0 average, 42nd nationally.

Individually, **Quindary Weatherspoon** is second in the SEC with his 2.0 steals, while **I.J. Ready** is sixth at 1.8.

### WRIGHT MOVE

■ **Eli Wright** earned his first-career start against Northwestern State and responded with 11 points on 4-of-5 shooting to go along with his 7 rebounds.

On the year the freshman has appeared in 10 games and is averaging 3.1 points and 1.4 re-bounds.

### 35 STRAIGHT POINTS

■ Against Southern Miss, Mississippi State did something no other team in school history during the modern era has achieved — score 35-straight points.

Up 41-29 in the second half, the Bulldogs pulled ahead to 76-29 before the Golden Eagles scored again. MSU went on to win, 86-42. It was the largest margin of victory since beating New Orleans by 51 (97-46) on 1-3-13.

### DEFENSIVE EFFORT

■ Mississippi State held Southern Miss to a sea-son-low 44 points.

It was the fewest points the Bulldogs have al-lowed since Mississippi Valley State managed just 45 on Dec. 28, 2009.

The Golden Eagles totaled just 19 second-half points, also the fewest MSU has yielded this season.

### CAREER GAME FOR HOLMAN

■ Sophomore **Aric Holman** had a career game against UTEP in terms of scoring.

Holman poured in 18 in the Bulldogs' 61-54 victory, while Peters totaled 13.

Holman has scored 10-plus points in seven games. Last year in 26 appearances, he never reached double digits.

### LONG-RANGE SUCCESS

■ Four times this year, Mississippi State has made 11 or more 3-pointers.

The school record of 17 came in Jackson against Southern Miss on Dec. 19.

The Bulldogs have three players with 15 or made 3-pointers, with freshman **Lamar Peters** leading the way with 23.

Peters is third in the SEC with his 2.6 verage per game. As a team, Mississippi State is fourth in the league with its 8.2 average.

### FORCING TURNOVERS

■ In the last six games, Mississippi State has forced 95 turnovers, including 13 in its last outing against UMKC on Dec. 29.

The high mark was 21 against Oregon State, which MSU converted into 28 points. That was the most forced since last year against South Carolina on Feb. 27 at the Hump.

On the year, MSU has committed 140 turn-overs and forced 176, which equates to a +3.0 turnover margin.

That's fourth-best in the SEC.

## 2016-17 MISSISSIPPI STATE NOTES

## RESEASON ALL-SEC &amp; POLL

■ In the preseason polls voted on by the coaches, sophomore guard **Quinnndary Weatherspoon** was tabbed first-team All-SEC. Last March, he earned SEC All-Freshman honors.

The Canton, Miss., native was also a second-team selection by the media.

As a team, the Bulldogs were picked to finish 10th under second-year coach Ben Howland.

## Preseason Poll

1. Kentucky
2. Florida
3. Texas A&M
4. Georgia
5. Arkansas
6. Vanderbilt
7. Alabama
8. South Carolina
9. Ole Miss
10. Mississippi State
11. Auburn
12. LSU
13. Tennessee
14. Missouri

## BREAKDOWN OF GAMES IN JACKSON

■ Mississippi State is now 18-6 all-time at Mississippi Coliseum following the Dec. 19 win against Southern Miss.

The two teams will also play there next year.

The Bulldogs and Golden Eagles have now met four times at Mississippi Coliseum, with the series tied at 2-apiece.

Here's the entire breakdown . . .

DATE	OPPONENT	W/L	SCORE
12-15-62	Memphis State	W	77-66
01-28-63	Southern Miss	W	62-52
12-14-63	Memphis State	L	73-65
12-16-63	Southern Miss	L	65-60
12-29-64	Mississippi College	L	72-57
12-30-64	Delta State	W	82-63
01-28-65	Arkansas	L	84-69
12-18-78	Iowa State	W	80-70
12-15-80	Southern Miss	L	68-53
11-30-85	Jackson State	W	77-62
12-16-87	McNeese State	W	76-66
11-17-98	Arkansas-Pine Bluff	W	105-53
12-18-02	Georgia State	W	78-54
12-22-04	Jacksonville State	W	95-53
12-15-05	Jacksonville State	W	104-80
12-21-06	New Orleans	W	89-63
01-05-08	Lafayette	W	77-53
12-22-08	Nicholls State	W	77-68
12-22-09	Centenary	W	88-51
12-22-11	Northwestern State	W	82-67
12-22-13	Central Arkansas	W	79-72
12-20-14	USC Upstate	L	53-51
12-23-15	Northern Colorado	W	93-69
12-19-16	Southern Miss	W	86-44

## WALK-ON SUCCESS

■ Against Northwestern State, walk-on **Nick Singleton** came off the bench and provided a much-needed spark for the Bulldogs.

In 13 minutes, he totaled 5 points. He entered the game having played just two minutes.

He's appeared in four games and is averaging 1.0 points in 24 minutes of action.

**Drew Davis** scored his first-career points against Southern Miss, draining two 3-pointers to total 6 points in 5 minutes. He also dished out his

first assist. He's appeared in three games and has logged 8 minutes.

**Miles Washington** has played in three games, but hasn't scored. He does have 1 blocked shot in his 3 minutes.

## WELCOMING NEW COMPETITION

■ The Bulldogs' first five games this season were against first-time foes.

Those newcomers were Norfolk State, Central Florida, Boise State, UTEP and Lehigh.

MSU has faced all remaining teams at least once.

## 2-1 IN CHARLESTON

■ Mississippi State posted a 2-1 ledger in the Charleston Classic with wins against Boise State and UTEP.

The lone loss came against Central Florida.

MSU is now 92-81 all-time in regular-season tournaments.

## ALL-TOURNAMENT

■ **Quinnndary Weatherspoon** earned All-Tournament honors at the Gildan Charleston Classic after scoring a career-high 25 points against Boise State.

He also totaled 19 points against Central Florida and 9 against UTEP.

## LARGEST SETBACK AT HOME

■ The 14-point loss to Lehigh on Nov. 25 was the largest non-conference home game since also losing by 14 to McNeese State on 12-30-14.

It was also the largest setback at the Hump with **Ben Howland** at the helm.

## HOWLAND LOOKING TO JOIN ELITE CLUB

■ **Ben Howland** enters his second season at Mississippi State looking to achieve a feat only 12 coaches have ever done, and that's lead four different teams to the NCAA Tournament.

Howland has already guided Northern Arizona, Pittsburgh and UCLA to the Big Dance.

The first 12 coaches to do so are Lon Kruger, Steve Alford, John Beilein, Lefty Driesell, Cliff Ellis, Larry Eustachy, Jim Harrick, Fran McCaffery, Tom Penders, Tubby Smith, Rick Pitino and Eddie Sutton.

## A LOOK AT MSU vs. RANKED FOES

■ With the loss at No. 21 Texas A&M last season, MSU has dropped 14-straight games to ranked opponents and 16 out of the last 19.

Below is a closer look at those games.

Date	Team	Score	Rank
02-24-16	Texas A&M	L, 68-66	21
01-26-16	South Carolina	L, 84-74	22
01-12-16	Kentucky	L, 80-74	13
01-06-16	Texas A&M	L, 61-60	21
02-25-15	Kentucky	L, 74-56	1
02-21-15	Arkansas	L, 65-61	17
01-20-14	Florida	L, 62-51	3
01-08-14	Kentucky	L, 85-63	14
02-09-13	Florida	L, 83-55	2
02-06-13	Ole Miss	L, 93-75	23
01-26-13	Florida	L, 82-47	7
11-19-12	North Carolina	L, 95-49	11
02-21-12	Kentucky	L, 73-64	1
02-28-12	Florida	L, 69-57	13
11-18-11	Arizona	W, 67-57	15

11-17-11	Texas A&M	W, 69-60	18
02-29-11	Florida	W, 71-64	24
02-27-11	Vanderbilt	L, 81-74	19
03-14-10	Kentucky	L, 75-74 (ot)	2

## MSU GOES UNDEFEATED IN ITALY

■ This past August, Mississippi State spent a little more than two weeks traveling across all of Italy playing games, going 4-0.

**Quinnndary Weatherspoon** averaged a team-high 23.3 points, followed by **Tyson Carter** at 20.5 and **Eli Wright** at 15.3.

**Aric Holman** was the top rebounder at 7.8 boards.

## Scores

8/05/16	Lithuania NT, W 88-83 (ot)
8/08/16	Lithuania, W 93-85
8/10/16	Adriatic Sea, W 96-66
8/12/16	Kosovo, W 91-87 (ot)



## 2016-17 MISSISSIPPI STATE MISCELLANEOUS STATS/SEC STANDINGS

## CHARTING THE BULLDOGS

Dunks		How First Points Were Scored	
Holman	19	3-pointer	2
Weatherspoon	13	Jumper	3
Carter	4	Layup	4
Stapleton	3	Free Throw	1
Kegler	3	3-pointer	
Herard	2	Dunk	2
Charges Drawn		Final Three Minutes From FT Line	
Ready	3	I.J. Ready	10-12 (.833)
Weatherspoon	1	Mario Kegler	3-6 (.500)
Kegler	1	Aric Holman	2-4 (.500)
Point Distribution (%)		Tyson Carter	2-4 (.500)
Seniors	128 (14.4)	Schnider Herard	1-2 (.500)
Juniors	8 (0.9)	Quinnndary Weatherspoon	4-5 (.800)
Sophomores	322 (36.3)	<b>TOTAL</b>	<b>22-33 (.667)</b>
Freshmen	429 (48.4)	<b>Opponent Total</b>	<b>16-22 (.727)</b>
<b>TOTAL:</b>	<b>887</b>		
First Sub			
Schnider Herard	10		
Eli Wright	2		
Lamar Peters	2		
Nick Singleton	1		
Mario Kegler	1		
Scored First Points			
Aric Holman	5		
Quinnndary Weatherspoon	3		
Tyson Carter	1		
I.J. Ready	1		
Mario Kegler	1		
Xavian Stapleton	1		

## DIFFERENCE BETWEEN WINNING AND LOSING

Wins	Stat	Losses
76.4	Points	66.3
60.7	Opp. Points	80.0
+15.8	Scoring Margin	-13.7
.480	FG%	.38.3
.394	Opp. FG%	.487
.402	3FG%	.297
.301	Opp. 3FG%	.383
.710	FT%	.737
.713	Opp. FT%	.688
36.3	Rebounds	34.0
33.0	Opp. Rebounds	41.3
+3.3	Rebound Margin	-7.3
13.7	Assists	9.0
11.8	Turnovers	11.3
+4.1	Turnover Margin	-0.3
8.8	Steals	5.7
4.7	Blocks	4.3

## BULLDOGS IN SEC

CATEGORY	RANK
Scoring offense	10
Scoring defense	4
FG%	6
FG% defense	11
3PT FG%	2
3PT FG% defense	5
FT%	7
Rebounds	13
Rebounds allowed	8
Rebound margin	13
Assists	12
Blocked shots	11
Steals	3
Turnover margin	4
Assist/Turnover ratio	7

## SEASON AND CAREER TOTALS

	2016-17	Career		2016-17	Career		2016-17	Career
<b>Double-Digit Scoring</b>			<b>Double-Doubles</b>			<b>5+ Made Free Throws</b>		
I.J. Ready	7 (5-2)	33 (17-16)	Aric Holman	1 (1-0)	1 (1-0)	I.J. Ready	1 (1-0)	4 (3-1)
Quinnndary Weatherspoon	9 (7-2)	29 (18-11)	Quinnndary Weatherspoon		2 (2-0)	Quinnndary Weatherspoon	7 (5-2)	8 (6-2)
Tyson Carter	6 (5-1)	6 (5-1)	I.J. Ready		1 (1-0)	Aric Holman	1 (1-0)	1 (1-0)
Aric Holman	7 (5-2)	7 (5-2)	<b>3+ 3-Pointers</b>			<i>Note: Record in games in ()</i>		
Mario Kegler	5 (3-2)	5 (3-2)	Tyson Carter	4 (4-0)	4 (4-0)			
Lamar Peters	6 (4-2)	6 (4-2)	Quinnndary Weatherspoon	3 (3-0)	9 (6-3)			
Eli Wright	2 (2-0)	2 (2-0)	Lamar Peters	5 (3-2)	5 (2-2)			
<b>20+ Points</b>			Mario Kegler	1 (1-0)	1 (1-0)			
Quinnndary Weatherspoon	5 (5-0)	7 (6-1)	<b>10+ 3-Point Attempt Games</b>					
I.J. Ready	1 (0-1)	4 (1-3)	<b>3+ Steal Games</b>					
Lamar Peters	1 (1-0)	1 (1-0)	I.J. Ready	5 (4-1)	15 (11-4)			
<b>30+ Points</b>			Quinnndary Weatherspoon	3 (3-0)	3 (3-0)			
<b>10+ Rebounds</b>			Lamar Peters	1 (0-1)	1 (0-1)			
Aric Holman	2 (2-0)	2 (2-0)	<b>5+ Block Games</b>					
Quinnndary Weatherspoon		2 (2-0)	Aric Holman	2 (2-0)	2 (2-0)			
Schnider Herard	1 (1-0)	1 (1-0)						





## Ben Howland

**21th Season Overall | 2nd Season At Mississippi State**  
**424-226 (23-20 at MSU)**

- On March 23, 2015, Ben Howland was named the 20th head coach in Mississippi State history.
- In four different stints as a head coach, Howland has a 424-226 record – Northern Arizona (79-59), Pittsburgh (89-40), UCLA (233-107) and Mississippi State (23-20).
- Led UCLA to three-consecutive Final Fours.
- In 2006, the Bruins played Florida for the national championship.
- In 2008, Howland became one of three coaches in NCAA Division I history to win at least 30 games in three-straight seasons, joining Adolph Rupp (Kentucky 1947-49) and John Calipari (Memphis, 2006-08).
- During his 10-year tenure at UCLA, the Bruins went to the NCAA Tournament seven times and won four Pac-10 regular-season crowns, while having 18 players drafted by NBA teams.
- His 97 victories from 2006-08 stand as the most by any UCLA head coach in a three-year span.
- Has been a Conference Coach of the Year in the Pac-10, Big East and Big Sky.
- His final two years at Pitt, the Panthers went 57-11 and reached the Sweet 16 both years.
- In 2003, Pittsburgh won the Big East Tournament crown and held the nation's No. 2 ranking for eight weeks in the Associated Press poll before ending the year at No. 4.
- In 2002, Howland guided the Panthers to a school-record 29 wins en route to becoming the school's first coach in 26 years to garner National Coach of the Year honors.
- Howland's first coaching gig was at Northern Arizona, where his last three teams posted 20-plus win seasons, including a school-record 21 victories in 1997 en route to capturing the Big Sky regular-season title and played in the NIT.
- In 1998, Howland guided NAU to its first NCAA Tournament after capturing the Big Sky Tournament championship and second-straight regular-season crown.
- Howland spent one year as a graduate assistant at Gonzaga (1981) before becoming an assistant at California-Santa Barbara from 1982-94.
- Played two years at Santa Barbara College before transferring to Weber State, where he earned his degree in physical education in 1979.
- This past year, Howland was inducted into both the Northern Arizona and Weber State hall of fames.
- Howland and his wife, Kim, a former Weber State cheerleader, have two children – Meredith and Adam (Brittney) – and two grandsons, Benjamin Clark Howland II and Elijah Howland.



### Howland's Year-By-Year Record

#### Northern Arizona (1994-99)

Year	Overall	Big Sky Record	Postseason
1995	9-17	4-10 (7th)	
1996	7-19	3-11 (7th)	
1997	21-7	13-1 (1st)	NIT First Round
1998	21-8	12-2 (1st)	NCAA First Round
1999	21-8	12-4 (2nd)	
<b>Totals</b>	<b>79-59 (.572)</b>	<b>44-28 (.611)</b>	

#### Pittsburgh (2000-03)

Year	Overall	Big East Record	Postseason
2000	13-15	5-11 (11th)	
2001	19-14	7-9 (5th West)	NIT Second Round
2002	29-6	13-3 (1st West)	NCAA Sweet 16
2003	28-5	13-3 (1st West)	NCAA Sweet 16
<b>Totals</b>	<b>89-40 (.690)</b>	<b>38-26 (.594)</b>	

#### UCLA (2004-13)

Year	Overall	Pac-10/12 Record	Postseason
2004	11-17	7-11 (11th)	
2005	18-11	11-7 (T3rd)	NCAA First Round
2006	32-7	14-4 (1st)	NCAA Runner-up
2007	30-6	15-3 (1st)	NCAA Final Four
2008	35-4	16-2 (1st)	NCAA Final Four
2009	26-9	13-5 (2nd)	NCAA Second Round
2010	14-18	8-10 (T5th)	
2011	23-11	13-5 (2nd)	NCAA Second Round
2012	19-14	11-7 (T5th)	
2013	25-10	13-5 (1st)	NCAA First Round
<b>Totals</b>	<b>233-107 (.685)</b>	<b>121-59 (.672)</b>	

#### Mississippi State (2016-Present)

Year	Overall	SEC Record	Postseason
2016	14-17	7-11	
2017	9-3		
<b>Totals</b>	<b>23-20 (.535)</b>	<b>7-11 (.389)</b>	
<b>OVERALL</b>	<b>424-226 (.652)</b>		

Alabama	2-1	Nevada	1-0
Albany	1-0	New Mexico State	2-0
Appalachian State	1-0	New Orleans	2-0
Arizona	14-11	Norfolk State	3-0
Arizona State	17-8	North Carolina AT&T	1-0
Arkansas	1-2	North Carolina Central	1-0
Arkansas-Pine Bluff	1-0	Northern Arizona	1-0
Auburn	1-0	Northern Colorado	1-0
Belmont	1-0	Northwestern State	1-0
Boise State	1-4	Notre Dame	5-8
Boston College	4-2	Oakland	2-0
Butler	0-1	Occidental College	1-0
BYU	2-0	Ohio State	2-0
Cal Poly	2-2	Ole Miss	1-1
Cal State Bakersfield	1-0	Oral Roberts	0-2
Cal State Fullerton	1-1	Oregon	12-8
Cal State Northridge	9-2	Oregon State	17-4
CSU San Bernardino	1-0	Pacific	1-0
California	17-10	Penn State	2-1
Central Conn. State	1-0	Pennsylvania	1-0
Central Florida	0-1	Pepperdine	4-0
Chaminade (Hawaii)	3-0	Pittsburgh	1-0
Chicago State	1-0	Portland	0-1
Cincinnati	0-1	Portland State	5-3
Co. of Notre Dame	1-0	Prairie View A&M	2-0
Colorado	2-0	Providence	3-1
Colorado College	2-0	Rhode Island	2-0
Colorado State	1-0	Richmond	1-0
Concordia (Calif.)	0-1	Robert Morris	4-0
Connecticut	2-3	Rutgers	6-1
Coppin State	1-0	Sacramento State	7-2
Davidson	1-0	Sam Houston State	2-1
Delaware State	2-0	San Diego	0-3
DePaul	1-0	San Diego State	0-1
Drexel	1-0	San Jose State	1-0
Duquesne	3-1	Savannah State	1-0
East Carolina	0-1	Seton Hall	5-2
East Tennessee State	0-1	Sonoma State	1-0
Eastern Illinois	1-0	South Carolina	1-1
Eastern Washington	11-1	South Florida	0-1
Elon	1-0	Southeast Louisiana	1-0
Florida	0-4	Southern University	0-1
Florida International	2-1	Southern Cal	14-9
Florida State	0-1	Southern Illinois	1-0
Fresno State	1-0	Southern Miss	1-0
George Mason	1-0	Southern Utah	3-1
George Washington	1-0	Southwest Texas	0-1
Georgetown	5-4	St. Bonaventure	2-0
Georgia	1-3	St. Francis (N.Y.)	2-0
Georgia State	1-0	St. Francis (Pa.)	4-0
Georgia Tech	1-0	St. Johns	2-3
Gonzaga	1-0	St. Martin's	1-0
Idaho	1-3	Stanford	14-7
Idaho State	8-3	Stephen F. Austin	1-1
Illinois State	1-0	Syracuse	4-5
Indiana	2-0	Temple	1-0
Indiana State	1-0	Tennessee	0-2
IUPUI	1-0	Tennessee Martin	1-0
James Madison	1-0	Texas	1-3
Kansas	1-3	Texas A&M	2-2
Kent State	0-1	Texas Arlington	1-1
Kentucky	1-2	Texas El Paso	1-0
Lehigh	0-1	Texas Tech	0-2
Long Beach State	3-1	Texas Pan American	2-0
Louisiana Tech	1-0	Texas Southern	1-0
Loyola Marymount	3-2	Tulane	1-0
LSU	1-1	UC Davis	3-0
Marist	1-0	UC Irvine	5-1
Marquette	0-1	UC Riverside	2-0
Maryland	1-0	UC Santa Barbara	0-1
McNeese State	1-0	UCLA	0-1
Memphis	1-2	UNLV	0-1
Mercer	1-0	Utah	2-1
Miami	3-4	Vanderbilt	1-0
Miami (OH)	1-0	Vermont	1-0
Michigan	4-3	Villanova	3-3
Michigan State	3-1	VCU	1-3
Middle Tenn. State	0-1	Virginia Tech	2-0
Minnesota	0-1	Wagner	2-0
Mississippi State	0-2	Washington	10-11
Missouri-Kansas City	1-1	Washington State	18-3
MVSU	1-0	Weber State	3-9
Missouri	2-0	West Virginia	5-4
Missouri State	1-0	Western Illinois	2-0
Montana	6-5	Western Kentucky	1-0
Montana State	9-3	Western Oregon	1-0
Montana Tech	1-0	Wright State	1-0
Morehead State	1-0	Wyoming	1-0
Morgan State	1-0	Xavier	1-0
Morris Brown	1-0	Yale	1-0
N. Mexico Highlands	1-0	Youngstown State	1-0
Nebraska	1-1		
		<b>TOTAL:</b>	<b>424-226</b>

# MISSISSIPPI STATE BY THE NUMBERS

## GAME-BY-GAME SPECIALTY STATS *(MSU First)*

<u>Opponent</u>	<u>Paint</u>	<u>Off TO</u>	<u>2nd Chance</u>	<u>Fast Break</u>	<u>Bench</u>
Norfolk State	30/34	18/11	17/10	8/4	6/21
Central Florida	14/48	5/6	11/13	6/6	6/6
Boise State	40/36	22/13	9/0	12/8	3/34
UTEP	20/18	10/5	8/8	6/6	13/9
Lehigh	28/38	7/15	9/9	2/6	4/13
Northwestern State	38/16	26/13	7/9	10/0	9/6
Oregon State	20/26	28/6	3/4	8/0	22/5
Georgia State	30/34	20/9	11/9	8/0	32/27
East Tennessee St.	32/38	12/11	11/10	6/6	16/25
Southern Miss	20/14	14/16	9/7	2/2	43/21
Morehead State	44/30	24/6	15/12	8/0	15/33
UMKC	30/20	14/7	14/6	8/2	25/19

## GAME-BY-GAME LEAD/DEFICIT

<u>Opponent</u>	<u>Largest Lead</u>	<u>Largest Deficit</u>	<u>Final Score</u>
Norfolk State	12 (74-62, 2nd)	6 (29-35, 1st)	W, 78-74
Central Florida	Never Led	28 (19-47, 1st)	L, 86-71
Boise State	19 (55-36, 2nd)	Never Trailed	W, 80-68
UTEP	7 (61-54, 2nd)	11 (4-15, 1st)	W, 61-54
Lehigh	5 (15-10, 1st)	21 (58-80)	L, 87-73
Northwestern State	6 (65-49, 2nd)	10 (4-14, 1st)	W, 65-59
Oregon State	26 (45-19, 1st)	1 (2-3, 1st)	W, 74-57
Georgia State	23 (71-48, 2nd)	6 (10-16, 1st)	W, 82-60
East Tennessee St.	4 (10-6, 1st)	10 (30-40, 2nd)	L, 67-65
Southern Miss	47 ( 76-29, 2nd)	Never Trailed	W, 86-44
Morehead State	9 (83-74, 1st)	10 (25-35, 2nd)	W, 85-76
UMKC	27 (66-39, 2nd)	Never Trailed	W, 77-54

## Mississippi State Scoring By The Half

<u>Team</u>	<u>1st Half</u>	<u>2nd Half</u>
Norfolk State	39	39
Central Florida	33	28
Boise State	37	43
UTEP	33	28
Lehigh	29	44
Northwestern State	28	37
Oregon State	45	29
Georgia State	44	38
East Tennessee State	26	39
Southern Miss	39	47
Morehead State	31	54
UMKC	44	33
Alabama		

**Lowest First Half:** 26, East Tenn. State (12-14-16)

**Highest First Half:** 45, Oregon State (12-01-16)

**Lowest 2nd Half:** 28, Central Florida/UTEP

**Highest 2nd Half:** 54, Morehead State (12-22-16)

## Opponent Scoring By The Half

<u>Team</u>	<u>1st Half</u>	<u>2nd Half</u>
Norfolk State	39	35
Central Florida	53	33
Boise State	29	39
UTEP	33	21
Lehigh	38	49
Northwestern State	28	31
Oregon State	19	38
Georgia State	24	38
East Tennessee State	31	36
Southern Miss	25	19
Morehead State	41	35
UMKC	28	26
Alabama		

**Lowest First Half:** 19, Oregon State (12-01-16)

**Highest First Half:** 53, Central Florida (11-17-16)

**Lowest 2nd Half:** 19, Southern Miss (12-19-16)

**Highest 2nd Half:** 49, Lehigh (11-25-16)

# MISSISSIPPI STATE BY THE NUMBERS

## MSU'S 2016-17 RECORD WHEN . . .

Leads at Halftime	5-0
Trails at Halftime	1-3
Is Tied at Halftime	3-0
Shoots 45% or better from the field	8-0
Shoots less than 45% from the field	1-3
Opp. shoots less than 45% from the field	5-1
Opp. shoots 45% or better from the field	4-2
Outrebounds (or ties) the opponent	7-0
Outrebounded by the opponent	2-3
More Assists (or ties) than the opponent	9-1
Fewer Assists than the opponent	0-2
Fewer (or ties) TOs than opponent	7-2
More TOs than opponent	2-1
Holds opponents to 65 points or less	6-0
In games decided by 10 points or less	4-1

## MSU'S 2016-17 RECORD IN . . .

All Games	9-3
Home Games	6-2
Road Games	
Neutral-sites	3-1
Non-SEC Games	9-3
Non-SEC Home Games	6-2
Non-SEC Road Games	
Non-SEC Neutral-site Games	3-1
SEC Games	
SEC Home Games	
SEC Road Games	
SEC Tournament	
November Games	4-2
December Games	5-1
January Games	
February Games	
March Games	
Monday Games	2-0
Tuesday Games	
Wednesday Games	0-1
Thursday Games	3-1
Friday Games	2-1
Saturday Games	
Sunday Games	2-0
Overtime Games	
Television Games	9-3
Games vs. Ranked Opponents	

## MISC. 2015-16 TEAM STATS

### Largest Lead Surrendered in Loss:

5, Lehigh (11-25-16)

### Largest Deficit Overcome in Win:

11, UTEP (11-20-16)

### Largest Lead at Anytime:

47, Southern Miss (12-19-16)

### Largest Deficit Anytime:

28, Central Florida (11-17-16)

## MISCELLANEOUS MSU INDIVIDUAL STATISTICS

**Games Scoring in Double Figures:** Weatherspoon 9, Ready 7, Holman 7, Peters 6, Carter 6, Kegler 5, Wright 2

**Games Scoring 20-plus Points:** Weatherspoon 5, Ready, Peters

**Games Scoring 30-plus Points:**

**Games Rebounding in Double Figures:** Holman 2, Schnider

**Games With Double Figures in Assists:**

**Games With Double-Doubles:** Holman

**Games With Triple-Doubles:**

**Games As Team High Scorer (or co-leader):** Weatherspoon 7, Ready 2, Holman 2, Peters

**Games As Team High Rebounder (or co-leader):** Kegler 5, Holman 3, Weatherspoon 2, Herard 2, Schnider, Wright

**Games As Team Leader in Assists (or co-leader):** Ready 11, Weatherspoon 2, Peters

**Games As Team Leader in Steals (or co-leader):** Weatherspoon 4, Ready 3, Holman 2, Carter 2, Kegler 2, Stapleton 2, Peters

**Games As Team Leader in Blocks (or co-leader):** Holman 8, Datcher 3, Carter 2, Herard 2, Wright, Peters

**Games As Team Leader in Turnovers (or co-leader):** Ready 3, Kegler 2, Weatherspoon 2, Holman 2, Peters, Kegler, Strugg, Carter

## MSU'S RECORD BY STARTING LINEUP

Weatherspoon, Ready, Carter, Kegler, Holman	7-2
Weatherspoon, Ready, Carter, Stapleton, Holman	1-0
Peters, Ready, Carter, Kegler, Holman	0-1
Wright, Ready, Carter, Kegler, Holman	1-0

## GAME-BY-GAME STARTERS

Opponent	Date	Guard	Guard	Guard	Forward	Forward	Record
Norfolk State	11-11-16	W'Spoon	Ready	Carter	Kegler	Holman	1-0
Central Florida	11-17-16	W'Spoon	Ready	Carter	Kegler	Holman	1-1
Boise State	11-18-16	W'Spoon	Ready	Carter	Kegler	Holman	2-1
UTEP	11-20-16	W'Spoon	Ready	Carter	Kegler	Holman	3-1
Lehigh	11-25-16	Peters	Ready	Carter	Kegler	Holman	3-2
Northwestern State	11-28-16	Wright	Ready	Carter	Kegler	Holman	4-2
Oregon State	12-01-16	W'Spoon	Ready	Carter	Kegler	Holman	5-2
Georgia State	12-04-16	W'Spoon	Ready	Carter	Kegler	Holman	6-2
East Tennessee St.	12-14-16	W'Spoon	Ready	Carter	Kegler	Holman	6-3
Southern Miss	12-19-16	W'Spoon	Ready	Carter	Kegler	Holman	7-3
Morehead State	12-22-16	W'Spoon	Ready	Carter	Stapleton	Holman	8-3
UMKC	12-29-16	W'Spoon	Ready	Carter	Kegler	Holman	9-3

## 2016-17 Win-Loss Differential

Diff.	1	2	3	4	5	6	7	8	9	10	11	12	13	14	15	16	17	18	19	20	21	22	23	24	25+
Won				1		1	1		1			1					1					1	1		1
Lost	1												1												1



# MISSISSIPPI STATE BY THE NUMBERS

## Mississippi State In Overtime Games

<b>This Season</b>	0-1
<b>Overall Overtime Record</b>	60-50
<i>Home Overtime Record</i>	34-22
<i>Road Overtime Record</i>	18-20
<i>Neutral Site Overtime Record</i>	8-8
<b>Humphrey Coliseum Overtime Record</b>	25-17
<b>SEC Tournament Overtime Record</b>	2-5
<b>Double Overtime Record</b>	6-5
<b>Four Overtime Record</b>	0-2
<b>Postseason Overtime Record</b>	1-0
<b>Last OT Played (1OT)</b>	vs. Alabama (L, 82-80, 2/2/16)
<b>Last Double OT</b>	vs. UMass (L, 101-96, 3/13/12)
<b>Last Triple OT</b>	vs. Alabama (L, 79-78, 2/27/71)
<b>Last Four OT</b>	vs. Ole Miss (W, 104-102, 1/24/90)

## Mississippi State Coaches In Overtime Games

<b>Babe McCarthy</b>	6-5
<i>Home Overtime Record</i>	2-2
<i>Road Overtime Record</i>	2-2
<i>Neutral Site Overtime Record</i>	2-1
<b>Joe Dan Gold</b>	5-3
<i>Home Overtime Record</i>	3-3
<i>Road Overtime Record</i>	1-0
<i>Neutral Site Overtime Record</i>	1-0
<b>Kermit Davis</b>	8-6
<i>Home Overtime Record</i>	5-3
<i>Road Overtime Record</i>	3-3
<b>Ron Greene</b>	2-0
<i>Home Overtime Record</i>	2-0
<b>Jim Hatfield</b>	3-3
<i>Home Overtime Record</i>	3-2
<i>Road Overtime Record</i>	0-1
<b>Bob Boyd</b>	3-4
<i>Home Overtime Record</i>	2-1
<i>Road Overtime Record</i>	1-2
<i>Neutral Site Overtime Record</i>	0-1
<b>Richard Williams</b>	15-11
<i>Home Overtime Record</i>	7-3
<i>Road Overtime Record</i>	5-5
<i>Neutral Site Overtime Record</i>	3-3
<b>Rick Stansbury</b>	15-16
<i>Home Overtime Record</i>	7-6
<i>Road Overtime Record</i>	6-7
<i>Neutral Site Overtime Record</i>	2-3
<b>Rick Ray</b>	3-1
<i>Home Overtime Record</i>	3-1
<b>Ben Howland</b>	0-1
<i>Home Overtime Record</i>	0-1

## OVERTIME FOES

TEAM	RECORD	TEAM	RECORD
Alabama	6-7	Morehead State	1-0
Alaska-Fairbanks	1-0	Northeastern Louisiana	0-1
Arkansas	2-1	Northwestern State	0-1
Auburn	6-4	Oklahoma	1-0
Baylor	1-0	Ole Miss	6-3
BYU	0-1	Old Dominion	0-1
California	0-1	San Diego	0-1
Drake	1-0	Santa Clara	2-0
Florida	0-3	Southern Mississippi	1-0
Florida State	1-0	Southwestern Louisiana	1-0
Georgia	3-3	South Alabama	1-0
Georgia Tech	1-0	South Carolina	3-0
Houston	0-1	Tennessee	6-2
Idaho	0-1	Texas	1-0
Kentucky	4-5	Texas A&M	1-1
Loyola	1-0	Troy	2-0
LSU	3-4	Tulane	0-1
Memphis	1-0	UAB	0-1
Missouri-Kansas City	0-1	UMass	0-1
Montana	1-0	Vanderbilt	2-5

# THE LAST TIME . . .

## THE LAST TIME AN MSU PLAYER ...

### Scored 30 or more points in a game:

32, Ravern Johnson vs. Tenn. St. (11-12-10)

### Scored 33 or more points in a game:

33, Craig Sword at LSU (2-19-14)

### Scored 34 or more points in a game:

34, Arnett Moultrie vs. UMass (3-13-12)

### Scored 35 or more points in a game:

36, Jeff Malone at Ole Miss (2-19-83)

### Scored 37 or more points in a game:

39, Jeff Malone vs. Alabama (1-31-83)

### Scored 40 or more points in a game:

40, Rickey Brown vs. Auburn (3-7-77)

### Scored 20+ points in back-to-back games:

Quinnndary Weatherspoon (27 vs. Morehead State 12-22-16; 25 vs. UMKC (12-29-16)

### Scored 20+ points in three-consecutive games:

Craig Sword (24 vs. Loyola, 12-01-13; 24 vs. TCU, 12-05-13; 22 vs. SELA, 12-13-13)

### Scored 20+ points in five-consecutive games:

Jeff Malone, 1982-83 (11 consecutive)

### Scored 30+ points in back-to-back games:

Jeff Malone (36 at Ole Miss & 30 vs. Georgia, 1982-83)

### Scored 30+ points in three-consecutive games:

Jeff Malone (33 at LSU; 36 at Ole Miss & 30 vs. Georgia, 1982-83)

### Two players score 20+ points in same game:

Gavin Ware, 21; Quinnndary Weatherspoon, 23, vs. Tennessee (1-16-16)

### Made 10 field goals in a game:

10, Weatherspoon vs. Morehead (12-22-16)

### Made 11 field goals in a game:

11, Gavin Ware, Ole Miss (3-2-16)

### Made 12 field goals in a game:

12, Gavin Ware, Alabama (2-2-16)

### Made 13 field goals in a game:

13, Horatio Webster vs. SW Missouri St. (11-23-97)

### Made 14 field goals in a game:

14, Cameron Burns at Georgia (1-17-90)

### Made 15 or more field goals in a game:

16, Raymond Brown vs. Florida (3-2-85)

### Attempted 20 field goals in a game:

20, Ravern Johnson vs. St. Mary's (12-29-10)

### Attempted 21 or more field goals in a game:

21, Dee Bost vs. Kentucky (2-16-10)

### Attempted 23 or more field goals in a game:

23, Arnett Moultrie vs. UMass (3-13-12)

### Attempted 25 field goals in a game:

25, Chuck Evans at Alabama (3-6-93)

### Attempted 26 field goals in a game:

26, Tony Watts at Ole Miss (2-22-92)

### Attempted 27 or more field goals in a game:

28, Jeff Malone vs. Vanderbilt (1-8-83)

### Made six 3-pointers in a game:

6, Lamar Peters vs. Georgia State (12-04-16)

### Made seven 3-pointers in a game:

7, Malik Newman vs. Ole Miss (1-23-16)

### Made eight or more 3-pointers in a game:

8, Winsome Frazier vs. UMKC (11-23-04)

### Attempted 11 3-pointers in a game:

11, Dee Bost vs. Detroit (12-17-11)

### Attempted 12 3-pointers in a game:

12, Ravern Johnson vs. ETSU (12-11-10)

### Attempted 13 or more 3-pointers in a game:

13, Dee Bost vs. Troy (12-10-11)

### Attempted 16 or more 3-pointers in a game:

17, Darryl Wilson vs. Alabama (3-4-95)

### Made 14 or more free throws in a game:

14, Trivante Bloodman vs. Auburn (2-15-14)

### Made 15 or more free throws in a game:

15, Craig Sword vs. Ole Miss (1-11-14)

### Attempted 17 free throws in a game:

17, Jarvis Varnado at Houston (12-19-09)

### Attempted 18 free throws in a game:

18, Craig Sword vs. Ole Miss (1-11-14)

### Attempted 19 free throws in a game:

19, Carl Nichols vs. SE La. (12-1-88)

### Had 16 rebounds in a game:

16, Gavin Ware vs. Maryland ES (1-2-14)

### Had 17 rebounds in a game:

17, Gavin Ware at Auburn (1-21-15)

### Had 18 or more rebounds in a game:

21, Wesley Morgan vs. SE La. (11-28-05)

### Had 22 or more rebounds in a game:

23, Rickey Brown vs. Vanderbilt (12-6-79)

### Had 24 or more rebounds in a game:

24, Wiley Peck vs. Alabama (1-27-79)

### Had 10 or more offensive rebounds in a game:

11, Arnett Moultrie vs. Northwestern State (12-22-11)

### Had 10 or more defensive rebounds in a game:

10, Aric Holman vs. So. Miss (12-19-16)

### Had 13 or more defensive rebounds in a game:

13, Colin Borchert (3-9-13)

### Had 15 or more defensive rebounds in a game:

15, Jarvis Varnado at San Diego (12-31-09)

### Had 10 assists in a game:

10, Dee Bost vs. LSU (1-25-11)

### Had 11 assists in a game:

11, I.J. Ready vs. No. Colorado (12-23-15)

### Had 13 assists in a game:

13, Dee Bost vs. Ole Miss (2-9-12)

### Had 14 assists in a game:

14, Gary Ervin vs. Florida A&M (12-20-04)

### Had 15 or more assists in a game:

16, Chuck Evans at UMKC (2-23-93)

### Had 10 or more turnovers in a game:

10, Charles Rhodes vs. Nicholls (11-11-06)

### Had five or more blocks in a game:

5, Aric Holman vs. North'wern St. (11-28-16)

### Had seven blocks in a game:

7, Jarvis Varnado at LSU (2-20-10)

### Had eight blocks in a game:

8, Jarvis Varnado vs. Alabama (2-24-10)

### Had nine blocks in a game:

9, Jarvis Varnado at Vanderbilt (2-3-10)

### Had 10 blocks in a game:

10, Jarvis Varnado vs. Arkansas (1-14-10)

### Had 10+ blocks in two consecutive games:

Jarvis Varnado (10 vs. Georgia & 10 vs. Kentucky, 2007-08)

### Had five steals in a game:

5, I.J. Ready (12-01-16)

### Had six or more steals in a game:

7, Craig Sword vs. Ole Miss (1-11-14)

## LAST TIME AN MSU TEAM...

### Scored 100 or more points:

106 vs. Eastern Washington (11-13-15)

### Scored 100 or more points in an SEC game:

105 vs. Auburn (3-2-04)

### Allowed 100 or more points in an SEC game:

115 at Arkansas (2-20-93)

### Allowed 100 or more points in non-SEC play:

105 vs. Miami (11-19-15)

### Was held to 52 points or less:

51 vs. Alabama (2-10-15)

### Was held to 50 points:

50 vs. Alabama (2-25-12)

### Was held to 49 points or less:

47 vs. Florida (1-10-15)

### Was held to 45 points or less:

41 at Georgia (2-7-15)

### Was held to 40 points or less:

36 vs. Missouri (2-13-13)

### Was held to 35 points or less:

31 vs. Vanderbilt (2-23-13)

### Was held to fewer than 10 points in a half:

9 at Arkansas, first (2-7-15)

### Held opponent to 59 points or less:

57 vs. Oregon State (12-01-16)

### Held opponent to 56 points or less:

56 at Vanderbilt (3-4-15)

### Held opponent to 55 points or less:

54 vs. UMKC (12-29-16)

### Held opponent to 50 points or less:

46 vs. Arkansas (2-9-16)

### Held opponent to 45 points or less:

44 vs. Southern Miss (12-19-16)

### Held opponent to 42 points or less:

42 vs. Texas-San Antonio (12-4-12)

### Held opponent to 39 points or less:

39 at LSU (1-9-08)

### Shot 50 percent or better from the field:

.500 [29-58] vs. UMKC (12-29-16)

### Shot 55 percent or better from the field:

.582 [33-55] vs. No. Colorado (12-23-15)

### Shot 60 percent or better from the field:

.621 [41-66] vs. E. Washington (11-13-15)

### Shot 65 percent or better from the field:

.660 [35-53] vs. Western Kentucky (1-5-09)

### Was held to less than 35 percent from the field:

.323 [20-62] vs. Central Florida (11-17-16)

### Was held to less than 30 percent from the field:

.283 [17-60] vs. North Carolina (11-19-12)

### Was held to less than 25 percent from the field:

.175 [7-40] vs. Vanderbilt (2-23-13)

### Held opp. to 35 percent or less from the field:

.306 [19-62] vs. Texas A&M (1-6-16)

### Held opp. to 30 percent or less from the field:

.283 [17-60] vs. UMKC (12-29-16)

### Held opp. to 25 percent or less from the field:

.231 [15-65] vs. Southern Miss (12-19-16)

### Opponent shot 50 percent or better:

.500 [28-56] Moorehead State (12-22-16)

### Opponent shot 60 percent or better:

.623 [33-53] Missouri (3-1-14)

### Made 35 or more field goals:

35 vs. Texas Southern (12-2-15)

### Made 40 or more field goals:

41 vs. Eastern Washington (11-13-15)

### Made fewer than 15 field goals:

14 at Arkansas (2-7-15)

### Attempted 70 or more shots from the field:

71 vs. Alabama (2-2-16)

### Attempted 80 or more shots from the field:

80 at Alabama (2-21-09)

### Attempted just 40 shots from the field:

40 vs. Vanderbilt (2-23-13)

### Attempted 39 or fewer shots from the field:

39 at Vanderbilt (3-4-15)

### Attempted 35 or fewer shots from the field:

34 vs. Tennessee (2-3-15)

### Made 10 or more 3-pointers:

11 vs. UMKC (12-29-16)

### Made 12 3-pointers:

12 vs. Ole Miss (1-23-16)

### Made 13 3-pointers:

13 vs. Georgia State (12-04-16)

### Made 15 3-pointers:

15 vs. North Carolina A&T (12-12-10)

### Made 16 3-pointers:

16 vs. Troy (12-10-11)

### Made 17 3-pointers:

17 vs. Southern Miss (12-19-16)

### Did not make a 3-pointer:

[0-10] at Arkansas (2-7-15)

### Made just one 3-pointer:

vs. Tennessee (1-7-15)

### Made just two 3-pointers:

vs. Northwestern State (11-28-16)

### Opponent made 15 or more 3-pointers:

16, Arkansas (1-9-16)

### Attempted nine 3-pointers or less:

9 vs. Tennessee (1-7-15)

### Attempted six 3-pointers or less:

6 at Ole Miss (1-29-03)

### Attempted 25 3-pointers:

25 vs. Auburn (3-5-16)

### Attempted 26 3-pointers:

26 vs. Ole Miss (3-2-16)

# THE LAST TIME (CONTINUED) . . .

**Attempted 27 3-pointers:**

27 vs. Texas Southern (12-2-15)

**Attempted 28 3-pointers:**

28 vs. Georgia (2-13-16)

**Attempted 29 or more 3-pointers:**

29 vs. Southern Miss (12-19-16)

**Attempted 30 or more 3-pointers:**

34 vs. Georgia State (12-04-16)

**Attempted 35 or more 3-pointers:**

35 vs. Kentucky (2-16-10)

**Made 31 or more free throws:**

31 vs. Auburn (1-22-14)

**Made 40 or more free throws:**

41 vs. LSU (2-11-09)

**Made 50 or more free throws:**

52 vs. LSU (2-11-09)

**Made fewer than five free throws:**

4 at Vanderbilt (2-1-14)

**Made fewer than four free throws:**

3 vs. Baylor (12-28-11)

**Made only 1 free throw:**

1 vs. Florida (1-30-14)

**Attempted 30 or more free throws:**

34 vs. Auburn SECT (3-11-15)

**Attempted 35 or more free throws:**

35 vs. Tennessee (2-3-15)

**Attempted 40 or more free throws:**

44 vs. Tennessee (1-7-15)

**Attempted 45 or more free throws:**

45 vs. Florida A&amp;M (12-17-13)

**Attempted fewer than 10 free throws:**

9, vs. Georgia State (12-4-16)

**Had 50 or more rebounds:**

50 vs. Arkansas (2-9-16)

**Had 55 or more rebounds:**

58 vs. Troy (12-10-05)

**Had 59 or more rebounds:**

59 at Houston (12-19-09)

**Had fewer than 25 rebounds:**

21 vs. McNeese State (12-30-14)

**Had 20 or fewer rebounds:**

20 at Kentucky (1-12-16)

**Had 20 or more assists:**

20 vs. South Carolina (2-27-16)

**Had 21 or more assists:**

21 vs. Southern Miss (12-19-16)

**Had 25 or more assists:**

25 vs. St. Bonaventure (12-05-09)

**Had 30 or more assists:**

30 vs. Troy (12-10-11)

**Had 5 Assists:**

5, Florida State (12-16-15)

**Had Fewer Than 5 Assists:**

4, Tennessee (1-2-15)

**Had 20 or more turnovers:**

20 vs. South Carolina (3-6-13)

**Had 21 or more turnovers:**

21 vs. Jacksonville (12-23-14)

**Had 23 or more turnovers:**

23 vs. Arkansas (2-21-15)

**Had 24 or more turnovers:**

24 at Arkansas (2-7-15)

**Had 25 turnovers:**

26 vs. Mississippi Valley State (11-17-14)

**Had 29 or more turnovers:**

29 at Arkansas (1-23-13)

**Had 30 or more turnovers:**

31 at Kentucky (1-7-97)

**Had 34 or more turnovers:**

34 at Evansville (12-17-75)

**Had fewer than 10 turnovers:**

8 vs. UTEP (11-20-16)

**Had five or fewer turnovers:**

5 vs. Morehead State (12-22-16)

**Forced 25 or more turnovers**

26 vs. Kennesaw State (11-14-13)

**Had 10 blocked shots:**

10 vs. Texas Southern (12-2-15)

**Had 11 blocked shots:**

11 vs. Southern Miss (12-19-16)

**Had 12 blocked shots:**

12 at South Carolina (1-26-16)

**Had 13 blocked shots:**

13 vs. Arkansas (1-14-10)

**Had 14 blocked shots:**

14 vs. Texas-Pan American (11-24-09)

**Had 16 blocked shots:**

16 vs. Georgia (1-12-08)

**Had 10 steals:**

10 at South Carolina (1-16-16)

**Had 11 steals:**

11 vs. Northwestern State (11-28-16)

**Had 12 steals:**

12 vs. Ole Miss (3-2-16)

**Had 13 steals:**

13 vs. Boise State (11-18-16)

**Had 14 steals:**

14 vs. South Carolina (1-9-13)

**Had 15 steals:**

15 vs. Florida Gulf Coast (12-19-13)

**Had 17 or more steals:**

17 vs. Oregon State (12-01-16)

**Had 20 or more steals:**

20 vs. Nicholls State (11-17-01)

**Had 1 steal or less:**

1 vs. Vanderbilt (3-11-11)



# 1 LAMAR PETERS



Freshman | Guard

6-0 | 188

New Orleans, LA

Landry-Walker HS

## Season Highs

**Points:** 24, Georgia State 12-4-16  
**FGM:** 9, Georgia State 12-4-16  
**FGA:** 12, Georgia State 12-4-16  
**3FGM:** 6, Georgia State 12-4-16  
**3FGA:** 9, Georgia State 12-4-16  
**FTM:** 2, Oregon State 12-1-16  
**FTA:** 3, UMKC 12-29-16  
**Rebounds:** 6, Georgia State 12-4-16  
**Assists:** 4, twice, last vs Georgia State 12-4-16  
**Blocks:** 2, Southern Miss 12-19-16  
**Steals:** 3, ETSU 12-14-16  
**Minutes:** 31, Lehigh 11-25-16

## Peters' Notes . . .

-Made his collegiate debut against Norfolk State on November 11, 2016

-Did not play against UCF because of a coaching decision.

- Earned his first-career steal against Boise State on November 18, 2016.

-Scored a career-high 13 points against UTEP to go along with his 4 assists.

-Led the team in 3-pointers with 4 against UTEP on November 20, 2016.

-Did not play against Northwestern State because of a coaching decision

-Had a career-high 24 points on 9-12 shooting.

-Tied his career-high 4 assists against Georgia State.

-Had a career-high 3 steals against ETSU.

-Earned his first career (2) blocks against Southern Miss.

## 2016-17 Game-By-Game

Opponent	MIN	FG	Pct.	3FG	Pct.	FT	Pct.	O-D-R	PF	A	TO	B	S	PTS
N11 Norfolk State	15	0-3	.000	0-2	.000	0-0	.000	0-1-1	2	3	4	0	0	0
N17 Central Florida	-DNP-													
N18 Boise State	14	0-4	.000	0-3	.000	0-0	.000	1-0-1	3	1	0	0	1	0
N20 UTEP	23	4-6	.667	4-5	.800	1-1	1.000	0-1-1	3	4	1	0	0	13
N25 Lehigh	31	4-10	.400	3-7	.429	0-0	.000	0-2-2	1	1	1	0	0	11
N28 Northwestern State	-DNP-													
D1 Oregon State	15	3-6	.500	2-3	.667	2-2	1.000	0-1-1	4	3	1	0	2	10
D4 Georgia State	26	9-12	.750	6-9	.667	0-0	.000	1-5-6	2	4	1	0	0	24
D14 ETSU	22	3-10	.300	3-7	.429	1-2	.500	0-1-1	4	2	3	0	3	10
D19 Southern Miss	23	5-11	.455	4-7	.571	1-1	1.000	0-3-3	3	5	0	2	0	15
D22 Morehead State	24	1-4	.250	1-4	.250	0-0	.000	0-1-1	2	0	0	0	0	3
D29 UMKC	22	3-5	.600	0-1	.000	1-3	.333	0-1-1	5	2	2	1	0	7
J3 Alabama														
J7 LSU														
J10 Arkansas														
J14 Texas A&M														
J17 Kentucky														
J21 Tennessee														
J25 Missouri														
J28 Alabama														
J31 Ole Miss														
F4 Tennessee														
F7 Auburn														
F11 South Carolina														
F14 Georgia														
F18 Florida														
F21 Ole Miss														
F25 Vanderbilt														
F28 South Carolina														
M4 LSU														
M8-12 SEC Tournament														

## CAREER STATS FOR LAMAR PETERS

Year	GP-GS	Min/Avg	FG-FGA	Pct	3FM-3GA	Pct	FT-FTA	Pct	Rebs	PF-D	Asst	TO	Blk	Stl	Pts/Avg
2016-17	10-1	215/21.5	32-71	.451	23-48	.479	6-9	.667	18-1.8	29-1	25	13	3	6	93/9.3

# 2 ELI WRIGHT



Freshman | Gaurd

6-4 | 203

Owensboro, KY

22 Feet Academy

## Season Highs

**Points:** 11, NWST 11-28-16  
**FGM:** 4, NWST 11-28-16  
**FGA:** 5, NWST 11-28-16  
**3FGM:** 1, Oregon State 12-1-16  
**3FGA:** 2, twice, last vs Oregon State 12-1-16  
**FTM:** 3, 5x last vs Oregon State 12-1-16  
**FTA:** 5, NWST 11-28-16  
**Rebounds:** 7, NWST 11-28-16  
**Assists:** 3, Boise State 11-18-16  
**Blocks:** 1, UTEP 11-20-16  
**Steals:** 2, Oregon State 12-1-16  
**Minutes:** 31, NWST 11-28-16

## Wright's Notes . . .

-Made his collegiate debut against Norfolk State on November 11, 2016.

-Earned his first collegiate points with 2 against UCF on November 17, 2016.

-Earned his first collegiate assists with an impressive 3.

-Earned his first collegiate block against UTEP on November 20, 2016.

-Had a career-high 31 minutes against Northwestern State.

-Had a career-high 11 points against Northwestern State.

-Had a career-high 7 points against Northwestern State.

-Had a career-high 2 steals against Oregon State.

## 2016-17 Game-By-Game

Opponent	MIN	FG	Pct.	3FG	Pct.	FT	Pct.	O-D-R	PF	A	TO	B	S	PTS
N11 Norfolk State	13	0-2	.000	0-1	.000	0-0	.000	0-1-1	4	0	0	0	0	0
N17 Central Florida	15	0-2	.000	0-2	.000	2-2	1.000	0-0-0	4	0	1	0	0	2
N18 Boise State	15	0-1	.000	0-1	.000	2-2	1.000	0-0-0	2	3	1	0	1	0
N20 UTEP	10	0-3	.000	0-1	.000	0-0	.000	0-1-1	0	0	0	1	0	0
N25 Lehigh	18	0-2	.000	0-1	.000	2-2	1.000	0-1-1	0	0	1	0	1	2
N28 Northwestern State	31	4-5	.800	0-1	.000	3-5	.600	3-4-7	4	1	1	0	1	11
D1 Oregon State	19	3-4	.750	1-2	.500	3-4	.750	0-3-3	1	1	0	0	2	10
D4 Georgia State	16	0-4	.000	0-2	.000	0-0	.000	1-1-2	0	0	1	0	0	0
D14 ETSU	12	1-1	1.000	0-0	.000	2-4	.500	0-0-0	2	0	0	0	0	4
D19 Southern Miss	-DNP-													
D22 Morehead State	3	0-2	.000	0-1	.000	0-0	.000	0-0-0	0	0	0	0	0	0
D29 UMKC	14	0-0	.000	0-0	.000	0-0	.000	0-2-2	1	0	1	0	0	0
J3 Alabama														
J7 LSU														
J10 Arkansas														
J14 Texas A&M														
J17 Kentucky														
J21 Tennessee														
J25 Missouri														
J28 Alabama														
J31 Ole Miss														
F4 Tennessee														
F7 Auburn														
F11 South Carolina														
F14 Georgia														
F18 Florida														
F21 Ole Miss														
F25 Vanderbilt														
F28 South Carolina														
M4 LSU														
M8-12 SEC Tournament														

## CAREER STATS FOR ELI WRIGHT

Year	GP-GS	Min/Avg	FG-FGA	Pct	3FM-3GA	Pct	FT-FTA	Pct	Rebs	PF-D	Ast	TO	Blk	Stl	Pts/Avg
2016-17	11-1	167/15.2	8-26	.308	1-12	.083	14-19	.737	16-1.5	18-0	5	6	1	5	31/2.8

# 3 XAVIAN STAPLETON



Sophomore | Guard

6-6 | 195

Flora, MS

Madison Central HS

## Season Highs

**Points:** 9, UMKC 12-29-16  
**FGM:** 3, twice, last vs UMKC 12-29-16  
**FGA:** 7, UMKC 12-29-16  
**3FGM:** 2, Southern Miss 12-19-16  
**3FGA:** 3, UMKC 12-29-16  
**FTM:** 2, UMKC 12-29-16  
**FTA:** 4, UMKC 12-29-16  
**Rebounds:** 3, Morehead state 12-22-16  
**Assists:** 1, UMKC 12-29-16  
**Blocks:** 1, 3x, last vs UMKC 12-29-16  
**Steals:** 2, 3x, last vs UMKC 12-29-16  
**Minutes:** 18, UMKC 12-29-16

## Stapleton's Notes . . .

-Appeared in his first game at MSU against Southern Miss after being out for an ACL injury.

-Had a season-high 8 points, 1 block, 2 steals and 1 rebound in his first appearance as a Bulldog.

-Started in his second game back against Morehead State.

-Had a season-high (3) rebounds against Morehead State.

-Had a new season-high (9) points.

## 2016-17 Game-By-Game

Opponent	MIN	FG	Pct.	3FG	Pct.	FT	Pct.	O-D-R	PF	A	TO	B	S	PTS
N11 Norfolk State	-DNP-													
N17 Central Florida	-DNP-													
N18 Boise State	-DNP-													
N20 UTEP	-DNP-													
N25 Lehigh	-DNP-													
N28 Northwestern State	-DNP-													
D1 Oregon State	-DNP-													
D4 Georgia State	-DNP-													
D14 ETSU	-DNP-													
D19 Southern Miss	11	3-5	.600	2-2	1.000	0-0	.000	0-1-1	2	0	0	1	2	8
D22 Morehead State	15	2-4	.500	1-2	.500	0-0	.000	1-2-3	2	0	0	1	2	5
D29 UMKC	18	3-7	.429	1-3	.333	2-4	.500	0-2-2	1	1	2	1	2	9
J3 Alabama														
J7 LSU														
J10 Arkansas														
J14 Texas A&M														
J17 Kentucky														
J21 Tennessee														
J25 Missouri														
J28 Alabama														
J31 Ole Miss														
F4 Tennessee														
F7 Auburn														
F11 South Carolina														
F14 Georgia														
F18 Florida														
F21 Ole Miss														
F25 Vanderbilt														
F28 South Carolina														
M4 LSU														
M8-12 SEC Tournament														

## CAREER STATS FOR XAVIAN STAPLETON

Year	GP-GS	Min/Avg	FG-FGA	Pct	3FM-3GA	Pct	FT-FTA	Pct	Rebs	PF-D	Ast	TO	Blk	Stl	Pts/Avg
2016-17	3-1	44/14.7	8-16	.500	4-7	.571	2-4	.500	6-2.0	5-0	1	1	3	6	22/7.3



# 4 MARIO KEGLER



**Freshman | Guard**

**6-7 | 220**

**Jackson, MS**

**Oak Hill Academy**

## Season Highs

**Points:** 16, Georgia State 12-4-16  
**FGM:** 6, Georgia State 12-4-16  
**FGA:** 13, Georgia State 12-4-16  
**3FGM:** 4, Georgia State 12-4-16  
**3FGA:** 8, Georgia State 12-4-16  
**FTM:** 3, Lehigh 11-25-16  
**FTA:** 5, Morehead State 12-22-16  
**Rebounds:** 9, Lehigh 11-25-16  
**Assists:** 3, Georgia State 12-4-16  
**Blocks:** 1, ETSU 12-14-16  
**Steals:** 2, 3x, last vs UMKC 12-29-16  
**Minutes:** 35, ETSU 12-14-16

## Kegler's Notes . . .

-Earned his first-career start during his collegiate debut against Norfolk State on November 11, 2016.

-Had a career-high 5 rebounds against UCF on November 17, 2016.

-Had a career-high 12 points against Boise State on November 18, 2016.

-Had a career-high 27 minutes against UTEP on November 20, 2016.

-Had a career and team-high 8 rebounds on November 20, 2016.

-Had a team-high 9 rebounds against Lehigh on November 25, 2016.

-Had a career-high 16 points against Georgia State.

-Tied his career-high 2 steals against Georgia State.

-Had a career-high 35 minutes against ETSU.

-Snagged his first career block against ETSU.

## 2016-17 Game-By-Game

Opponent	MIN	FG	Pct.	3FG	Pct.	FT	Pct.	O-D-R	PF	A	TO	B	S	PTS
N11 Norfolk State	26	2-6	.333	2-4	.500	2-2	1.000	0-2-2	4	1	2	0	0	8
N17 Central Florida	22	3-7	.429	1-2	.500	0-0	.000	1-4-5	4	0	3	0	2	7
N18 Boise State	26	4-6	.667	2-4	.500	2-3	.667	1-3-4	2	0	3	0	1	12
N20 UTEP	27	2-10	.200	0-4	.000	2-2	1.000	1-7-8	1	0	0	0	0	6
N25 Lehigh	32	4-12	.333	1-3	.333	3-4	.750	4-5-9	2	0	3	0	0	12
N28 Northwestern State	30	4-12	.333	0-3	.000	0-0	.000	0-2-2	2	0	1	0	1	8
D1 Oregon State	28	4-5	.800	2-2	1.000	2-3	.667	1-2-3	1	1	3	0	1	12
D4 Georgia State	30	6-13	.462	4-8	.500	0-0	.000	1-3-4	1	3	2	0	2	16
D14 ETSU	35	5-7	.714	1-2	.500	1-3	.333	1-7-8	3	1	1	1	0	12
D19 Southern Miss	19	2-6	.333	1-4	.250	0-0	.000	0-7-7	3	1	0	0	0	5
D22 Morehead State	26	3-8	.375	0-4	.000	1-5	.200	3-4-7	0	1	0	0	0	7
D29 UMKC	25	2-8	.250	2-4	.500	2-3	.667	2-5-7	1	0	1	0	2	8
J3 Alabama														
J7 LSU														
J10 Arkansas														
J14 Texas A&M														
J17 Kentucky														
J21 Tennessee														
J25 Missouri														
J28 Alabama														
J31 Ole Miss														
F4 Tennessee														
F7 Auburn														
F11 South Carolina														
F14 Georgia														
F18 Florida														
F21 Ole Miss														
F25 Vanderbilt														
F28 South Carolina														
M4 LSU														
M8-12 SEC Tournament														

## CAREER STATS FOR MARIO KEGLER

Year	GP-GS	Min/Avg	FG-FGA	Pct	3FM-3GA	Pct	FT-FTA	Pct	Rebs	PF-D	Asst	TO	Blk	Stl	Pts/Avg
2016-17	12-11	326/27.2	41-100	.410	16-44	.364	15-25	.600	66-5.5	24-0	8	20	1	9	113/9.4

# 5 JOE STRUGG



**R- Freshman| Forward**

**6-9 | 196**

**Montgomery, AL**

**G.W. Carver HS**

## Season Highs

**Points:** 3, Southern Miss 12-19-16  
**FGM:** 1, Southern Miss 12-19-16  
**FGA:** 2, Southern Miss 12-19-16  
**3FGM:** 1, Southern Miss 12-19-16  
**3FGA:** 2, Southern Miss 12-19-16  
**FTM:** --  
**FTA:** --  
**Rebounds:** 1, 3x, last vs UMKC 12-29-16  
**Assists:** --  
**Blocks:** --  
**Steals:** --  
**Minutes:** 6, Southern Miss 12-19-16

## Strugg's Notes . . .

-Earned his first collegiate minutes played with 2 against UCF on November 17, 2016.

-Had a career-high 1 rebound against Oregon State.

-Had a career high 6 minutes and 3 points against Southern Miss.

## 2016-17 Game-By-Game

Opponent	MIN	FG	Pct.	3FG	Pct.	FT	Pct.	O-D-R	PF	A	TO	B	S	PTS
N11 Norfolk State	-DNP-													
N17 Central Florida	2	0-0	.000	0-0	.000	0-0	.000	0-0-0	0	0	0	0	0	0
N18 Boise State	-DNP-													
N20 UTEP	-DNP-													
N25 Lehigh	-DNP-													
N28 Northwestern State	4	0-1	.000	0-0	.000	0-0	.000	0-0-0	1	0	0	0	0	0
D1 Oregon State	1	0-0	.000	0-0	.000	0-0	.000	0-1-1	0	0	0	0	0	0
D4 Georgia State	1	0-1	.000	0-1	.000	0-0	.000	0-1-1	0	0	0	0	0	0
D14 ETSU	-DNP-													
D19 Southern Miss	6	1-2	.500	1-2	.500	0-0	.000	0-0-0	1	0	3	0	0	3
D22 Morehead State	-DNP-													
D29 UMKC	1	0-0	.000	0-0	.000	0-0	.000	0-1-1	0	0	1	0	0	0
J3 Alabama														
J7 LSU														
J10 Arkansas														
J14 Texas A&M														
J17 Kentucky														
J21 Tennessee														
J25 Missouri														
J28 Alabama														
J31 Ole Miss														
F4 Tennessee														
F7 Auburn														
F11 South Carolina														
F14 Georgia														
F18 Florida														
F21 Ole Miss														
F25 Vanderbilt														
F28 South Carolina														
M4 LSU														
M8-12 SEC Tournament														

## CAREER STATS FOR JOE STRUGG

Year	GP-GS	Min/Avg	FG-FGA	Pct	3FM-3GA	Pct	FT-FTA	Pct	Rebs	PF-D	Ast	TO	Blk	Stl	Pts/Avg
2016-17	6-0	15/2.5	1-4	.250	1-3	.333	0-0	.000	3-0.5	2-0	0	4	0	0	3/0.5

# 11 QUINNDARY WEATHERSPOON



Sophomore | Guard

6-4 | 205

Canton, MS

Velma Jackson HS

## Season Highs

**Points:** 27, Morehead State 12-22-16  
**FGM:** 10, Morehead State 12-22-16  
**FGA:** 18, UCF, 11-17-16  
**3FGM:** 5, UMKC 12-29-16  
**3FGA:** 8, twice, last vs UMKC 12-29-16  
**FTM:** 7, ETSU 12-14-16  
**FTA:** 8, twice, last vs Morehead State 12-22-16  
**Rebounds:** 7, 3x, last vs UMKC 12-29-16  
**Assists:** 4, twice, last vs UMKC 12-29-16  
**Blocks:** 2, Norfolk State, 11-11-16  
**Steals:** 4, 3x, last vs Georgia State 12-4-16  
**Minutes:** 36, twice, last vs Morehead State

## Career Highs

**Points:** 27, Morehead State 12-22-16  
**FGM:** 10, Morehead State 12-22-16  
**FGA:** 18, UCF 11-17-16  
**3FGM:** 5, UMKC 12-29-16  
**3FGA:** 8, 3x, last vs UMKC 12-29-16  
**FTM:** 8, Vanderbilt, 2-16-16  
**FTA:** 10, Vanderbilt, 2-16-16  
**Rebounds:** 14, Missouri, 1-30-16  
**Assists:** 4, twice, last vs UMKC 12-29-16  
**Blocks:** 2, twice, last vs Texas A&M, 2-24-16  
**Steals:** 4, 3x, last vs Georgia State 12-4-16  
**Minutes:** 41, Alabama, 2-2-16

## 2016-17 Game-By-Game

Opponent	MIN	FG	Pct.	3FG	Pct.	FT	Pct.	O-D-R	PF	A	TO	B	S	PTS
N11 Norfolk State	30	9-16	.563	2-5	.400	2-2	1.000	2-4-6	2	2	2	2	1	22
N17 Central Florida	35	6-18	.333	2-5	.400	5-5	1.000	2-5-7	0	4	1	1	1	19
N18 Boise State	35	9-12	.750	1-3	.333	6-7	.857	1-3-4	1	2	2	0	4	25
N20 UTEP	36	2-9	.222	0-2	.000	5-7	.714	0-3-3	3	2	0	0	2	9
N25 Lehigh	-DNP-													
N28 Northwestern State	-DNP-													
D1 Oregon State	30	6-7	.857	4-5	.800	5-6	.833	1-3-4	3	0	4	0	4	21
D4 Georgia State	27	5-12	.417	2-8	.250	2-2	1.000	1-2-3	4	3	3	0	4	14
D14 ETSU	32	3-14	.214	0-4	.000	7-8	.875	3-4-7	2	1	3	0	0	13
D19 Southern Miss	26	4-8	.500	4-4	1.000	4-4	1.000	1-0-1	2	2	2	0	1	16
D22 Morehead State	36	10-17	.588	1-3	.333	6-8	.759	1-4-5	2	3	1	0	2	27
D29 UMKC	25	9-15	.600	5-8	.625	2-5	.400	2-5-7	2	4	2	0	1	25
J3 Alabama														
J7 LSU														
J10 Arkansas														
J14 Texas A&M														
J17 Kentucky														
J21 Tennessee														
J25 Missouri														
J28 Alabama														
J31 Ole Miss														
F4 Tennessee														
F7 Auburn														
F11 South Carolina														
F14 Georgia														
F18 Florida														
F21 Ole Miss														
F25 Vanderbilt														
F28 South Carolina														
M4 LSU														
M8-12 SEC Tournament														

## Weatherspoon's Notes . . .

- Tabbed first-team All-SEC by league coaches and second-team by the media.

- Shot at 75% against Boise State on November 18, 2016.

- Played through a wrist injury against UTEP on November 20, 2016.

- Returned from injury with a total of 21 points against Oregon State.

- Has now totaled 20-plus points six times in his career, four times this year. MSU is 5-1 in those games.

- Tied his season-high 7 rebounds against ETSU.

- Had a new career-high (27) points against Morehead State.

- Scored in double digits for the 8th time this season.

- In his game against UMKC it marked the fifth time he has scored 20+ points in a game this season.

- Tied his career high with 4 assists and had a career high 5 3-pointers made.

## CAREER STATS FOR QUINNDARY WEATHERSPOON

Year	GP-GS	Min/Avg	FG-FGA	Pct	3FM-3GA	Pct	FT-FTA	Pct	Rebs	PF-D	Asst	TO	Blk	Stl	Pts/Avg
2015-16	31-17	836/27.0	133-297	.448	43-109	.394	62-77	.805	146-4.7	75-1	43	45	16	42	371/12.0
2016-17	10-10	312/31.2	63-128	.492	21-47	.447	44-54	.815	47-4.7	21-0	23	20	3	20	191/19.1
Totals	41-27	1148/28.0	196-425	.461	64-156	.410	106-131	.809	193-4.7	96-1	66	65	19	62	562-13.7



# 12 DREW DAVIS



**Junior | Guard**

**5-10 | 172**

**Atlanta, GA**

**Fort Walton Beach HS**

## Season Highs

**Points:** 6, Southern Miss 12-19-16

**FGM:** 2, Southern Miss 12-19-16

**FGA:** 1, Oregon State 12-1-16

**3FGM:** 2, Southern Miss 12-19-16

**3FGA:** 1, Oregon State 12-1-16

**FTM:** --

**FTA:** --

**Rebounds:** --

**Assists:** --

**Blocks:** --

**Steals:** --

**Minutes:** 5, Southern Miss 12-19-16

## Davis' Notes . . .

-Had a career-high 5 minutes against Southern Miss.

-Was 2-2 with 3-pointers against Southern Miss.

-Had a career-high 6 points against Southern Miss.

## 2016-17 Game-By-Game

Opponent	MIN	FG	Pct.	3FG	Pct.	FT	Pct.	O-D-R	PF	A	TO	B	S	PTS
N11 Norfolk State	-DNP-													
N17 Central Florida	-DNP-													
N18 Boise State	-DNP-													
N20 UTEP	-DNP-													
N25 Lehigh	-DNP-													
N28 Northwestern State	-DNP-													
D1 Oregon State	1	0-1	.000	0-1	.000	0-0	.000	0-0-0	0	0	0	0	0	0
D4 Georgia State	2	0-0	.000	0-1	.000	0-0	.000	0-0-0	0	0	0	0	0	0
D14 ETSU	-DNP-													
D19 Southern Miss	5	2-3	.667	2-2	1.000	0-0	.000	0-0-0	0	1	2	0	0	6
D22 Morehead State	-DNP-													
D29 UMKC	2	1-1	1.000	0-0	.000	0-0	.000	0-0-0	0	0	0	0	0	2
J3 Alabama														
J7 LSU														
J10 Arkansas														
J14 Texas A&M														
J17 Kentucky														
J21 Tennessee														
J25 Missouri														
J28 Alabama														
J31 Ole Miss														
F4 Tennessee														
F7 Auburn														
F11 South Carolina														
F14 Georgia														
F18 Florida														
F21 Ole Miss														
F25 Vanderbilt														
F28 South Carolina														
M4 LSU														
M8-12 SEC Tournament														

## CAREER STATS FOR DREW DAVIS

Year	GP-GS	Min/Avg	FG-FGA	Pct	3FM-3GA	Pct	FT-FTA	Pct	Rebs	PF-D	Asst	TO	Blk	Stl	Pts/Avg
2016-17	4-0	10/2.5	3-5	.600	2-3	.667	0-0	.000	0-0	0-0	1	2	0	0	8/2.0

# 13 NICK SINGLETON



Sophomore | Guard

6-5 | 194

Decatur, GA

Columbia HS

## Season Highs

Points: 5, NWST 11-28-16  
 FGM: 2, NWST 11-28-16  
 FGA: 4, NWST 11-28-16  
 3FGM: 1, NWST 11-28-16  
 3FGA: 2, NWST 11-28-16  
 FTM: --  
 FTA: --  
 Rebounds: 2, UCF, 11-17-16  
 Assists: --  
 Blocks: --  
 Steals: 1, NWST 11-28-16  
 Minutes: 13, NWST 11-28-16

## 2016-17 Game-By-Game

Opponent	MIN	FG	Pct.	3FG	Pct.	FT	Pct.	O-D-R	PF	A	TO	B	S	PTS
N11 Norfolk State	-DNP-													
N17 Central Florida	2	0-0	.000	0-0	.000	0-0	.000	1-1-2	0	0	0	0	0	0
N18 Boise State	-DNP-													
N20 UTEP	-DNP-													
N25 Lehigh	-DNP-													
N28 Northwestern State	13	2-4	.500	1-2	.500	0-0	.000	0-1-1	1	0	0	0	1	5
D1 Oregon State	1	0-0	.000	0-0	.000	0-0	.000	0-0-0	0	0	0	0	0	0
D4 Georgia State	2	0-1	.000	0-0	.000	0-0	.000	0-0-0	1	0	0	0	0	0
D14 ETSU	-DNP-													
D19 Southern Miss	6	0-1	.000	0-1	.000	0-0	.000	0-0-0	0	1	1	1	0	0
D22 Morehead State	-DNP-													
D29 UMKC	-DNP-													
J3 Alabama														
J7 LSU														
J10 Arkansas														
J14 Texas A&M														
J17 Kentucky														
J21 Tennessee														
J25 Missouri														
J28 Alabama														
J31 Ole Miss														
F4 Tennessee														
F7 Auburn														
F11 South Carolina														
F14 Georgia														
F18 Florida														
F21 Ole Miss														
F25 Vanderbilt														
F28 South Carolina														
M4 LSU														
M8-12 SEC Tournament														

## Singleton's Notes . . .

-Had his first collegiate appearance with 2 minutes against UCF on November 17, 2016

-Had a career-high 13 minutes against Northwestern State.

-Had a career-high 5 points against Northwestern State.

## CAREER STATS FOR NICK SINGLETON

Year	GP-GS	Min/Avg	FG-FGA	Pct	3FM-3GA	Pct	FT-FTA	Pct	Rebs	PF-D	Ast	TO	Blk	Stl	Pts/Avg
2016-17	5-0	24/4.8	2-6	.333	1-3	.333	0-0	.000	3-0.6	2-0	1	1	1	1	5/1.0

# 15 I.J. READY



Senior | Guard

5-11 | 166

Rixey, AR

Parkview Magent HS

## Season Highs

**Points:** 20, Lehigh 11-25-16  
**FGM:** 8, Lehigh 11-25-16  
**FGA:** 16, Lehigh 11-25-16  
**3FGM:** 1, 6x, last vs. vs Morehead State 12-22-16  
**3FGA:** 6, UCF, 11-17-16  
**FTM:** 6, Morehead State 12-22-16  
**FTA:** 7, NWST 11-28-16  
**Rebounds:** 6, Lehigh 11-25-16  
**Assists:** 8, Southern Miss 12-19-16  
**Blocks:** --  
**Steals:** 4, Southern Miss 12-19-16  
**Minutes:** 35, Lehigh 11-25-16

## Career Highs

**Points:** 25, Eastern Washington, 11-13-15  
**FGM:** 8, twice, last vs Lehigh 11-25-16  
**FGA:** 16, 4x, last vs Lehigh 11-25-16  
**3FGM:** 4, Georgia, 1-24-15  
**3FGA:** 7, 7x, last vs. Texas Southern, 12-2-15  
**FTM:** 8, Eastern Washington, 11-13-15  
**FTA:** 9, Eastern Washington, 11-13-15  
**Rebounds:** 8, twice, last vs. Auburn, 1-21-15  
**Assists:** 11, twice, last vs. Northern Colorado, 12-23-15  
**Blocks:** 1, Arkansas, 2-9-16  
**Steals:** 5, 3x, last vs. NWST 11-28-16  
**Minutes:** 36, Ole Miss, 3-2-16

## 2016-17 Game-By-Game

Opponent	MIN	FG	Pct.	3FG	Pct.	FT	Pct.	O-D-R	PF	A	TO	B	S	PTS
N11 Norfolk State	31	5-13	.385	1-2	.500	3-4	.750	0-3-3	2	7	0	0	0	14
N17 Central Florida	30	6-15	.400	1-6	.167	2-2	1.000	1-2-3	1	4	2	0	1	15
N18 Boise State	27	5-9	.556	1-2	.500	2-3	.667	1-2-3	2	6	0	0	3	13
N20 UTEP	30	2-6	.333	0-1	.000	2-2	1.000	1-1-2	3	3	3	0	1	6
N25 Lehigh	35	8-16	.500	1-3	.333	3-5	.600	0-6-6	1	5	1	0	1	20
N28 Northwestern State	34	4-6	.667	1-1	1.000	5-7	.714	0-3-3	1	6	5	0	5	14
D1 Oregon State	28	2-6	.333	0-3	.000	0-0	.000	0-1-1	1	5	4	0	5	4
D4 Georgia State	30	5-8	.625	1-3	.333	0-0	.000	0-3-3	3	5	0	0	1	11
D14 ETSU	33	0-4	.000	0-1	.000	0-0	.000	0-2-2	1	4	4	0	0	0
D19 Southern Miss	25	3-5	.600	0-0	.000	0-0	.000	1-3-4	0	8	2	0	4	6
D22 Morehead State	33	6-10	.600	1-3	.333	6-6	1.000	0-2-2	1	3	0	0	0	19
D29 UMKC	25	3-6	.500	0-2	.000	0-0	.000	1-1-2	1	5	2	0	1	6
J3 Alabama														
J7 LSU														
J10 Arkansas														
J14 Texas A&M														
J17 Kentucky														
J21 Tennessee														
J25 Missouri														
J28 Alabama														
J31 Ole Miss														
F4 Tennessee														
F7 Auburn														
F11 South Carolina														
F14 Georgia														
F18 Florida														
F21 Ole Miss														
F25 Vanderbilt														
F28 South Carolina														
M4 LSU														
M8-12 SEC Tournament														

## Ready's Notes . . .

- I.J. Ready leads the team in assists with 8.

- Earned his 74th career start.

- He earned his 32nd double-digit game with 15 against Southern Miss.

- Is 30 steals shy of moving in the MSU Top 10 record book.

- Had a season-high 3 steals against Boise State on November 18, 2016.

- Had a team-high 20 points and 5 assists against Lehigh.

- Had a season-high 5 free throws made against Northwestern State.

- Needs 243 more points to be the 37th player to reach 1000.

- Moved in to the top 10 all time leaders for assists with 327.

- Needs 11 steals to reach the top 10 all time leaders.

- Had a season-high (4) steals and (8) assists.

## CAREER STATS FOR I.J. READY

Year	GP-GS	Min/Avg	FG-FGA	Pct	3FM-3GA	Pct	FT-FTA	Pct	Rebs	PF-D	Asst	TO	Blk	Stl	Pts/Avg
2013-14	26-21	626/24.1	59-159	.371	17-48	.354	18-21	.857	55-2.1	31-1	69	41	0	32	153/5.9
2014-15	29-21	744/25.7	87-218	.399	28-95	.295	37-42	.881	57-2.0	46-0	71	41	0	37	239/8.2
2015-16	30-22	886/29.5	103-247	.417	26-91	.286	45-56	.804	79-2.6	56-1	134	48	1	39	277/9.2
2016-17	12-12	361/30.1	49-104	.471	7-27	.259	23-29	.793	34-2.8	17-0	61	23	0	22	128/10.7
Totals	97-76	2617/27.0	298-728	.409	78-261	.299	123-148	.831	225-2.3	150-2	335	153	1	130	797/8.2

# 20 MILES WASHINGTON



**Freshman | Center**

**6-7 | 202**

**New Albany, MS**

**New Albany HS**

## Season Highs

**Points:** 2, UMKC 12-29-16  
**FGM:** 1, UMKC 12-29-16  
**FGA:** 2, UMKC 12-29-16  
**3FGM:** --  
**3FGA:** 1, UMKC 12-29-16  
**FTM:** --  
**FTA:** --  
**Rebounds:** --  
**Assists:** --  
**Blocks:** 1, Southern Miss 12-19-16  
**Steals:** --  
**Minutes:** 6, Southern Miss 12-19-16

## Washington's Notes . . .

-Had a career-high 2 minutes against Georgia State.

-Earned his first career points against UMKC.

## 2016-17 Game-By-Game

Opponent	MIN	FG	Pct.	3FG	Pct.	FT	Pct.	O-D-R	PF	A	TO	B	S	PTS
N11 Norfolk State	-DNP-													
N17 Central Florida	-DNP-													
N18 Boise State	-DNP-													
N20 UTEP	-DNP-													
N25 Lehigh	-DNP-													
N28 Northwestern State	-DNP-													
D1 Oregon State	1	0-0	.000	0-0	.000	0-0	.000	0-0-0	1	0	0	0	0	0
D4 Georgia State	2	0-0	.000	0-0	.000	0-0	.000	0-0-0	0	0	0	0	0	0
D14 ETSU	-DNP-													
D19 Southern Miss	6	0-0	.000	0-0	.000	0-0	.000	0-0-0	0	0	0	1	0	0
D22 Morehead State	-DNP-													
D29 UMKC	2	1-2	.500	0-1	.000	0-0	.000	0-0-0	0	0	0	0	0	2
J3 Alabama														
J7 LSU														
J10 Arkansas														
J14 Texas A&M														
J17 Kentucky														
J21 Tennessee														
J25 Missouri														
J28 Alabama														
J31 Ole Miss														
F4 Tennessee														
F7 Auburn														
F11 South Carolina														
F14 Georgia														
F18 Florida														
F21 Ole Miss														
F25 Vanderbilt														
F28 South Carolina														
M4 LSU														
M8-12 SEC Tournament														

## CAREER STATS FOR MILES WASHINGTON

Year	GP-GS	Min/Avg	FG-FGA	Pct	3FM-3GA	Pct	FT-FTA	Pct	Rebs	PF-D	Ast	TO	Blk	Stl	Pts/Avg
2016-17	4-0	11/2.8	1-2	.500	0-1	.000	0-0	.000	0-0.0	1-0	0	0	1	0	2/0.5



# 23 TYSON CARTER



**Freshman | Guard**

**6-4 | 167**

**Starkville, MS**

**Starkville HS**

## Season Highs

**Points:** 17, Norfolk State, 11-11-16  
**FGM:** 6, Norfolk State, 11-11-16  
**FGA:** 15, twice, last vs NWST 11-28-16  
**3FGM:** 5, Norfolk State, 11-11-16  
**3FGA:** 8, twice, last vs Lehigh 11-25-16  
**FTM:** 6, Boise State 11-18-16  
**FTA:** 6, Boise State 11-18-16  
**Rebounds:** 6, UTEP 11-20-16  
**Assists:** 2, 4x, last vs vs Georgia State 12-4-16  
**Blocks:** 1, twice, last vs Oregon State 12-1-16  
**Steals:** 2, 3x, last vs Lehigh 11-25-16  
**Minutes:** 37, NWST 11-28-16

## Carter's Notes . . .

- 17 points is the most by a freshman on opening day since Chancellor Nichols scored 17 against Christian Brothers in November 1987

-In his collegiate debut, freshman guard Tyson Carter poured in 17 points on 6-of-8 shooting. He also drained 5 3-pointers

-Earned his first-career start during his collegiate debut against Norfolk State on November 11, 2016.

-Scored 17 points in his debut against Norfolk State, the most by a true freshman on opening day since Chancellor Nichols also had 17 against Christian Brothers on Nov. 28, 1987.

-Shot 6 for 6 at the free throw line against Boise State.

-Was second on the team for 3-pointers with 3 against UTEP.

-Had a career-high 6 rebounds against UTEP.

-Had a career-high 37 minutes against Northwestern State.

-He is first on the team for free-throw shooting percentage (23-26).

## 2016-17 Game-By-Game

Opponent	MIN	FG	Pct.	3FG	Pct.	FT	Pct.	O-D-R	PF	A	TO	B	S	PTS
N11 Norfolk State	33	6-8	.750	5-7	.714	0-0	.000	0-1-1	1	2	1	0	1	17
N17 Central Florida	33	2-12	.167	2-8	.250	2-4	.500	0-2-2	2	2	0	0	2	8
N18 Boise State	30	4-10	.400	1-4	.250	6-6	1.000	0-2-2	2	1	0	0	2	15
N20 UTEP	26	3-7	.429	3-6	.500	0-0	.000	0-6-6	1	1	0	0	0	9
N25 Lehigh	36	5-15	.333	2-8	.250	4-4	1.000	0-2-2	3	0	1	1	2	16
N28 Northwestern State	37	4-15	.267	0-7	.000	2-2	1.000	1-2-3	2	2	2	0	1	10
D1 Oregon State	25	2-6	.333	1-2	.500	3-4	.750	0-3-3	0	0	0	1	1	8
D4 Georgia State	24	0-3	.000	0-2	.000	2-2	1.000	0-3-3	1	2	0	0	2	2
D14 ETSU	18	3-4	.750	1-1	1.000	0-0	.000	0-0-0	1	1	1	0	0	7
D19 Southern Miss	22	3-5	.600	3-5	.600	2-2	1.000	0-4-4	0	1	1	0	1	11
D22 Morehead State	24	2-4	.500	1-2	.500	2-2	1.000	1-2-3	1	1	2	0	1	7
D29 UMKC	27	4-9	.444	3-4	.750	0-0	.000	0-4-4	0	0	0	0	0	11
J3 Alabama														
J7 LSU														
J10 Arkansas														
J14 Texas A&M														
J17 Kentucky														
J21 Tennessee														
J25 Missouri														
J28 Alabama														
J31 Ole Miss														
F4 Tennessee														
F7 Auburn														
F11 South Carolina														
F14 Georgia														
F18 Florida														
F21 Ole Miss														
F25 Vanderbilt														
F28 South Carolina														
M4 LSU														
M8-12 SEC Tournament														

## CAREER STATS FOR TYSON CARTER

Year	GP-GS	Min/Avg	FG-FGA	Pct	3FM-3GA	Pct	FT-FTA	Pct	Rebs	PF-D	Ast	TO	Blk	Stl	Pts/Avg
2016-17	12-12	335/27.9	38-98	.388	22-56	.393	23-26	.885	33-2.8	14-0	13	8	2	13	121/10.1

# 24 ABDUL ADO



Freshman | Forward

6-11 | 246

Lagos, Nigeria

Hamilton Heights HS

## Season Highs

Points: --  
FGM: --  
FGA: --  
3FGM: --  
3FGA: --  
FTM: --  
FTA: --  
Rebounds: --  
Assists: --  
Blocks: --  
Steals: --  
Minutes: --

Ado's Notes . . .

## 2016-17 Game-By-Game

Opponent	MIN	FG	Pct.	3FG	Pct.	FT	Pct.	O-D-R	PF	A	TO	B	S	PTS
N11 Norfolk State	-DNP-													
N17 Central Florida	-DNP-													
N18 Boise State	-DNP-													
N20 UTEP	-DNP-													
N25 Lehigh	-DNP-													
N28 Northwestern State	-DNP-													
D1 Oregon State	-DNP-													
D4 Georgia State	-DNP-													
D14 ETSU	-DNP-													
D19 Southern Miss	-DNP-													
D22 Morehead State	-DNP-													
D29 UMKC	-DNP-													
J3 Alabama														
J7 LSU														
J10 Arkansas														
J14 Texas A&M														
J17 Kentucky														
J21 Tennessee														
J25 Missouri														
J28 Alabama														
J31 Ole Miss														
F4 Tennessee														
F7 Auburn														
F11 South Carolina														
F14 Georgia														
F18 Florida														
F21 Ole Miss														
F25 Vanderbilt														
F28 South Carolina														
M4 LSU														
M8-12 SEC Tournament														

## CAREER STATS FOR ABDUL ADO

Year	GP-GS	Min/Avg	FG-FGA	Pct	3FM-3GA	Pct	FT-FTA	Pct	Rebs	PF-D	Ast	TO	Blk	Stl	Pts/Avg
2016-17															

# 34 SCHNIDER HERARD



**Freshman | Center**

**6-10 | 250**

**Port-au-Prince, Haiti**

**Prestonwood Christian HS**

## Season Highs

**Points:** 8, vs Georgia State 12-4-16  
**FGM:** 3, twice, last vs Southern Miss 12-19-16  
**FGA:** 4, twice, last vs Southern Miss 12-19-16  
**3FGM:** --  
**3FGA:** --  
**FTM:** 2, 3x, last vs vs Georgia State 12-4-16  
**FTA:** 4, 3x, Morehead State 12-22-16  
**Rebounds:** 12, Southern Miss 12-19-16  
**Assists:** 2, UTEP 11-20-16  
**Blocks:** 2, twice last vs Southern Miss 12-17-16  
**Steals:** 1, NWST 11-28-16  
**Minutes:** 23, Southern Miss 12-19-16

## Herard's Notes . . .

- Had his collegiate debut against Norfolk State on November 11, 2016.

-Had 4 rebounds in the 17 minutes he played.

-Made his first career free throws with 2 against UCF on November 17, 2016.

-Had a team-high 7 rebounds against Boise State on November 18, 2016.

-Had a career-high 20 minutes on November 20, 2016.

-Earned his first career block & steal against Northwestern State.

-Had a career-high 21 minutes against Orgeon State.

-Had a career-high in points (8) and blocks (2) and tied his career-high (7) rebounds against Georgia State.

-Earned a new career-high (12) rebounds against Southern Miss.

## 2016-17 Game-By-Game

Opponent	MIN	FG	Pct.	3FG	Pct.	FT	Pct.	O-D-R	PF	A	TO	B	S	PTS
N11 Norfolk State	17	2-3	.667	0-0	.000	0-1	.000	2-2-4	1	0	3	0	0	4
N17 Central Florida	18	0-2	.000	0-0	.000	2-3	.667	0-2-2	4	0	1	0	0	2
N18 Boise State	18	0-1	.000	0-0	.000	0-0	.000	1-6-7	2	0	1	0	0	0
N20 UTEP	20	0-1	.000	0-0	.000	0-0	.000	2-3-5	3	2	1	0	0	0
N25 Lehigh	14	1-2	.500	0-0	.000	0-0	.000	0-4-4	1	0	0	0	0	2
N28 Northwestern State	16	1-1	1.000	0-0	.000	0-0	.000	0-4-4	1	0	2	1	1	2
D1 Oregon State	21	0-2	.000	0-0	.000	2-4	.500	1-3-4	2	0	2	0	0	2
D4 Georgia State	18	3-4	.750	0-0	.000	2-3	.667	3-4-7	0	0	2	2	0	8
D14 ETSU	12	0-3	.000	0-0	.000	0-0	.000	2-1-3	0	0	0	0	0	0
D19 Southern Miss	23	3-4	.750	0-0	.000	1-4	.250	4-8-12	2	2	1	2	0	7
D22 Morehead State	10	2-2	1.000	0-0	.000	1-4	.250	0-1-1	2	0	0	0	0	5
D29 UMKC	15	2-2	1.000	0-0	.000	1-2	.500	2-6-8	2	0	1	0	0	5
J3 Alabama														
J7 LSU														
J10 Arkansas														
J14 Texas A&M														
J17 Kentucky														
J21 Tennessee														
J25 Missouri														
J28 Alabama														
J31 Ole Miss														
F4 Tennessee														
F7 Auburn														
F11 South Carolina														
F14 Georgia														
F18 Florida														
F21 Ole Miss														
F25 Vanderbilt														
F28 South Carolina														
M4 LSU														
M8-12 SEC Tournament														

## CAREER STATS FOR SCHNIDER HERARD

Year	GP-GS	Min/Avg	FG-FGA	Pct	3FM-3GA	Pct	FT-FTA	Pct	Rebs	PF-D	Ast	TO	Blk	Stl	Pts/Avg
2016-17	12-0	202/16.8	14-27	.519	0-0	.000	9-21	.429	61-5.1	20-0	4	14	5	1	37/3.1

# 35 ARIC HOLMAN



Sophomore | Forward

6-10 | 222

Owensboro, KY

Owensboro HS

## Season Highs

**Points:** 18, UTEP 11-20-16  
**FGM:** 8, UTEP 11-20-16  
**FGA:** 13, Boise State 11-18-16  
**3FGM:** 1, twice, last vs Oregon State 12-1-16  
**3FGA:** 4, Boise State 11-18-16  
**FTM:** 5, NWST 11-28-16  
**FTA:** 7, Norfolk State, 11-11-16  
**Rebounds:** 11, 2x, last vs Southern Miss 12-19-16  
**Assists:** 3, UMKC 12-29-16  
**Blocks:** 5, twice, last vs NWST 11-28-16  
**Steals:** 2, 3x, last vs Oregon State 12-1-16  
**Minutes:** 30, ETSU 12-14-16

## Career Highs

**Points:** 18, UTEP 11-20-16  
**FGM:** 8, UTEP 11-20-16  
**FGA:** 13, Boise State 11-18-16  
**3FGM:** 1, twice, last vs. Norfolk State 11-17-16  
**3FGA:** 4, Boise State 11-18-16  
**FTM:** 5, 1, NWST 11-28-16  
**FTA:** 7, Norfolk State, 11-11-16  
**Rebounds:** 11, Norfolk State, 11-11-16  
**Assists:** 4, Arkansas, 2-9-16  
**Blocks:** 5, twice, last vs NWST 11-28-16  
**Steals:** 2, 3x, last vs Oregon State 12-1-16  
**Minutes:** 28, UCF, 11-17-16

## 2016-17 Game-By-Game

Opponent	MIN	FG	Pct.	3FG	Pct.	FT	Pct.	O-D-R	PF	A	TO	B	S	PTS
N11 Norfolk State	26	3-7	.429	1-2	.500	4-7	.571	3-8-11	2	0	1	5	2	11
N17 Central Florida	28	2-4	.500	0-1	.000	2-3	.667	4-3-7	1	0	2	1	1	6
N18 Boise State	24	6-13	.461	0-4	.000	0-0	.000	1-4-5	1	0	2	0	0	12
N20 UTEP	23	8-10	.800	0-1	.000	2-2	1.000	2-2-4	5	0	2	0	2	18
N25 Lehigh	24	4-6	.667	0-0	.000	2-2	1.000	1-3-4	4	2	2	1	1	10
N28 Northwestern State	26	4-6	.667	0-1	.000	5-6	.833	3-4-7	0	0	1	5	1	13
D1 Oregon State	26	2-7	.286	1-1	1.000	2-2	1.000	3-4-7	1	1	2	1	2	7
D4 Georgia State	15	3-7	.429	0-1	.000	1-2	.500	1-3-4	3	0	1	1	0	7
D14 ETSU	30	7-10	.700	1-3	.333	2-3	.667	2-4-6	3	0	1	4	1	17
D19 Southern Miss	20	2-7	.286	0-2	.000	1-1	1.000	1-10-11	0	0	1	2	1	5
D22 Morehead State	27	5-7	.714	0-1	.000	2-4	.500	3-3-6	2	2	2	3	0	12
D29 UMKC	21	1-3	.333	0-0	.000	0-1	.000	1-5-6	3	3	3	3	0	2
J3 Alabama														
J7 LSU														
J10 Arkansas														
J14 Texas A&M														
J17 Kentucky														
J21 Tennessee														
J25 Missouri														
J28 Alabama														
J31 Ole Miss														
F4 Tennessee														
F7 Auburn														
F11 South Carolina														
F14 Georgia														
F18 Florida														
F21 Ole Miss														
F25 Vanderbilt														
F28 South Carolina														
M4 LSU														
M8-12 SEC Tournament														

## Holman's Notes . . .

- Aric Holman had a team high of 11 rebounds.

- Sophomore forward Aric Holman recorded his first-career double-double with career highs in points (11) and rebounds (11).

- Had career highs in minutes (26), steals (2) and blocks (5).

-Has collected 18 rebounds to go along with his 17 points.

-Had a career and team-high 18 points against UTEP on November 20, 2016.

-Shot at 80% against UTEP on November 20, 2016.

-Earned his first block of the season against Lehigh on November 25, 2016

-Tied his career-high with 2 steals against Oregon State.

-Scored 17 points against ETSU, one point shy of his career-high.

-Tied his career-high (11) rebounds against Southern Miss.

-Had 4 dunks against Morehead State

## CAREER STATS FOR ARIC HOLMAN

Year	GP-GS	Min/Avg	FG-FGA	Pct	3FM-3GA	Pct	FT-FTA	Pct	Rebs	PF-D	Ast	TO	Blk	Stl	Pts/Avg
2015-16	21-3	194/9.2	18-44	.409	2-13	.154	1-6	.167	39-1.9	37-2	8	16	14	2	39/1.9
2016-17	12-12	290/24.2	47-87	.540	3-17	.176	23-33	.697	78-6.5	25-1	8	20	26	11	120/10.0
Totals	33-15	484/14.7	65-131	.496	5-30	.167	24-39	.615	117-3.5	62-3	16	36	40	13	159/4.8



# 45 E.J. DATCHER



**Freshman | Center**

**6-9 | 240**

**Hapersville, AL**

**Vincent HS**

## Season Highs

**Points:** 2, 3x, 1, NWST 11-28-16  
**FGM:** 1, 4x, last vs ETSU 12-14-16  
**FGA:** 2, 3x 1, NWST 11-28-16,  
**3FGM:** --  
**3FGA:** --  
**FTM:** 2, Southern Miss 12-19-16  
**FTA:** 2, Southern Miss 12-19-16  
**Rebounds:** 7, Norfolk State, 11-11-16  
**Assists:** --  
**Blocks:** 3, UCF, 11-17-16  
**Steals:** 1, twice, last vs. 4, Boise State 11-18-16  
**Minutes:** 15, UCF, 11-17-16

## Datcher's Notes . . .

- E.J. Datcher was second on the team with 7 rebounds.

-- Had his collegiate debut against Norfolk State on November 11, 2016.

-Was second on the team for blocks with 4 against UCF on November 17, 2016

## 2016-17 Game-By-Game

Opponent	MIN	FG	Pct.	3FG	Pct.	FT	Pct.	O-D-R	PF	A	TO	B	S	PTS
N11 Norfolk State	9	1-2	.500	0-0	.000	0-1	.000	1-6-7	4	0	0	1	0	2
N17 Central Florida	15	1-2	.500	0-0	.000	0-1	.000	0-2-2	5	0	0	3	1	2
N18 Boise State	11	0-1	.000	0-0	.000	1-2	.500	2-2-4	1	0	1	0	1	1
N20 UTEP	5	0-0	.000	0-0	.000	0-0	.000	0-0-0	1	0	0	0	0	0
N25 Lehigh	10	0-0	.000	0-0	.000	0-0	.000	0-1-1	1	0	1	1	0	0
N28 Northwestern State	8	1-2	.500	0-0	.000	0-0	.000	2-1-3	1	0	0	1	0	2
D1 Oregon State	4	0-0	.000	0-0	.000	0-0	.000	0-0-0	3	0	0	0	0	0
D4 Georgia State	7	0-1	.000	0-0	.000	0-0	.000	0-0-0	0	0	0	1	0	0
D14 ETSU	6	1-2	.500	0-0	.000	0-0	.000	1-3-4	1	0	0	0	0	2
D19 Southern Miss	8	1-2	.500	0-0	.000	2-2	1.000	1-2-3	3	0	0	2	0	4
D22 Morehead State	2	0-0	.000	0-0	.000	0-0	.000	0-0-0	1	0	0	0	0	0
D29 UMKC	3	0-0	.000	0-0	.000	0-0	.000	0-2-2	2	0	0	0	0	0
J3 Alabama														
J7 LSU														
J10 Arkansas														
J14 Texas A&M														
J17 Kentucky														
J21 Tennessee														
J25 Missouri														
J28 Alabama														
J31 Ole Miss														
F4 Tennessee														
F7 Auburn														
F11 South Carolina														
F14 Georgia														
F18 Florida														
F21 Ole Miss														
F25 Vanderbilt														
F28 South Carolina														
M4 LSU														
M8-12 SEC Tournament														

## CAREER STATS FOR E.J. DATCHER

Year	GP-GS	Min/Avg	FG-FGA	Pct	3FM-3GA	Pct	FT-FTA	Pct	Rebs	PF-D	Ast	TO	Blk	Stl	Pts/Avg
2016-17	12-0	88/7.3	5-12	.417	0-0	.000	3-6	.500	26-2.2	23-1	0	3	9	2	13/1.1

**Exhibition — Nov. 4, 2016**

Mississippi State	78
Delta State	63

Humphrey Coliseum • Starkville, MS

**Delta State**

Player	FG	3FG	FT	RB	PF	PT	A	Min
Davis	f 2-6	0-0	0-0	1	5	4	0	24
Harper	f 0-0	0-0	0-0	0	5	0	0	5
Warner	g 6-12	5-9	4-6	4	4	21	2	36
Kilpatrick	g 1-2	0-0	0-1	5	0	2	4	28
Schmidt	g 6-20	2-9	3-4	5	4	17	6	32
Henry	0-2	0-0	0-0	4	0	0	0	16
Cornish	3-5	3-5	0-0	2	3	9	0	29
King	0-0	0-0	0-0	0	0	0	0	1
Weldon	1-1	0-0	0-0	0	0	2	0	6
Taylor	2-6	0-0	4-7	6	3	8	0	22
Kimble	0-0	0-0	0-0	0	0	0	0	1
<b>TOTALS</b>	<b>21-54</b>	<b>10-23</b>	<b>11-18</b>	<b>33</b>	<b>24</b>	<b>63</b>	<b>12</b>	<b>200</b>

**Mississippi State**

Player	FG	3FG	FT	RB	PF	PT	A	Min
Holman	f 4-7	1-3	6-7	10	0	15	0	25
Kegler	g 6-12	4-9	2-4	8	1	18	0	24
W'Spoon	g 4-12	1-2	3-4	8	3	12	4	25
Ready	g 4-6	1-3	0-0	1	1	9	4	18
Carter	g 1-6	0-4	2-2	2	2	4	1	25
Peters	2-8	1-4	2-5	1	3	7	2	18
Wright	2-5	0-2	3-4	2	2	7	1	23
Strugg	0-1	0-1	0-0	0	1	0	0	4
Davis	0-1	0-0	0-0	2	1	0	0	3
Singleton	1-1	0-0	0-0	0	2	2	0	5
Washington	0-0	0-0	0-0	1	1	0	0	3
Herard	1-2	0-0	0-2	5	5	2	0	11
Datcher	1-3	0-0	0-1	6	2	2	0	16
<b>TOTALS</b>	<b>26-64</b>	<b>8-28</b>	<b>18-29</b>	<b>48</b>	<b>24</b>	<b>78</b>	<b>12</b>	<b>200</b>

Halftime: MSU 43, DSU 32. FG%: MSU 40.6%, DSU 38.9%. 3FG%: MSU 28.6%, DSU 43.5%. FT%: MSU 62.1%, DSU 61.1%. Turnovers: MSU 16 (Herard 3), DSU 19 (Schmidt 7). Blocked Shots: MSU 7 (Holman 4), DSU 1 (P.J. Davis). Steals: MSU 9 (Peters 4), DSU 7 (Kilpatrick 4). Officials: Anthony Jordan, Owen Shortt, Ken Washington. Attendance: 3,721.

**Game 1 — Nov. 11, 2016**

Mississippi State	78
Norfolk State	74

Humphrey Coliseum • Starkville, MS

**Norfolk State**

Player	FG	3FG	FT	RB	PF	PT	A	Min
Long	f 2-5	0-0	1-3	7	4	5	0	30
Gellineau	c 0-0	0-0	0-0	4	5	0	0	11
Robinson	g 7-14	2-5	5-5	3	1	21	5	38
Wade	g 5-16	0-2	8-12	12	0	18	3	35
Goss	g 4-7	1-4	0-0	1	2	9	1	31
Ward	2-4	0-1	0-1	2	0	4	2	20
Brown	2-3	1-1	0-0	0	2	5	0	5
Williams	1-2	1-2	2-2	2	2	5	0	12
Robinson	3-6	0-0	1-3	3	5	7	0	18
<b>TOTALS</b>	<b>26-57</b>	<b>5-15</b>	<b>17-26</b>	<b>35</b>	<b>21</b>	<b>74</b>	<b>11</b>	<b>200</b>

**Mississippi State**

Player	FG	3FG	FT	RB	PF	PT	A	Min
Holman	f 3-7	1-2	4-7	11	2	11	0	26
Kegler	g 2-6	2-4	2-2	2	4	8	1	26
W'Spoon	g 9-16	2-5	2-2	6	2	22	2	30
Ready	g 5-13	1-2	3-4	3	2	14	7	31
Carter	g 6-8	5-7	0-0	1	1	17	2	33
Peters	0-3	0-2	0-0	1	2	0	3	15
Wright	0-2	0-1	0-0	0	4	0	0	13
Herard	2-3	0-0	0-1	4	1	4	0	17
Datcher	1-2	0-0	0-1	7	4	2	0	9
<b>TOTALS</b>	<b>28-60</b>	<b>11-23</b>	<b>11-17</b>	<b>38</b>	<b>22</b>	<b>78</b>	<b>12</b>	<b>200</b>

Halftime: MSU 39, NSU 39. FG%: MSU 42.4%, NSU 43.3%. 3FG%: MSU 40.0%, NSU 30.0%. FT%: MSU 62.5%, NSU 52.6%. Turnovers: MSU 13 (Peters 4), NSU 12 (Robinson 3). Blocked Shots: MSU 8 (Holman 5), NSU 5 (Robinson 3). Steals: MSU 4 (Holman 2), NSU 5 (Robinson 3). Officials: Antinio Petty, Terry Moore, Darron George. Attendance: 4,467.

**Game 2 — Nov. 17, 2016**

Central Florida	86
Mississippi State	61

TD Arena • Charleston, SC

**Mississippi State**

Player	FG	3FG	FT	RB	PF	PT	A	Min
Holman	f 2-4	0-1	2-3	7	1	6	0	28
Kegler	g 3-7	1-2	0-0	5	4	7	0	22
W'Spoon	g 6-18	2-5	5-5	7	0	19	4	35
Ready	g 6-15	1-6	2-2	3	1	15	4	30
Carter	g 2-12	2-8	2-4	2	2	8	2	33
Wright	0-2	0-2	2-2	0	4	2	0	15
Strugg	0-0	0-0	0-0	0	0	0	0	2
Singleton	0-0	0-0	0-0	2	0	0	0	2
Herard	0-2	0-0	2-2	2	4	2	0	18
Datcher	1-2	0-0	0-1	2	5	2	0	15
<b>TOTALS</b>	<b>20-62</b>	<b>6-24</b>	<b>15-20</b>	<b>35</b>	<b>21</b>	<b>61</b>	<b>10</b>	<b>200</b>

**Central Florida**

Player	FG	3FG	FT	RB	PF	PT	A	Min
Efianayi	f 7-14	2-6	3-5	7	2	19	2	29
Banyard	f 3-6	1-2	1-4	13	2	8	2	33
Fall	c 13-17	0-0	0-4	12	2	26	1	27
Taylor	g 5-14	1-3	6-6	7	1	17	10	35
Williams	g 3-7	1-4	3-3	3	2	10	1	33
Mumin	0-0	0-0	0-0	0	0	0	0	10
Stephenson	0-1	0-0	0-0	1	0	0	0	2
Brown	1-3	0-0	4-4	4	5	6	0	11
Laing	0-2	0-0	0-0	1	2	0	2	20
<b>TOTALS</b>	<b>32-64</b>	<b>5-15</b>	<b>17-26</b>	<b>49</b>	<b>16</b>	<b>86</b>	<b>18</b>	<b>200</b>

Halftime: MSU 33, UCF 53. FG%: MSU 32.3%, UCF 50.0%. 3FG%: MSU 25.0%, UCF 33.3%. FT%: MSU 75.0%, UCF 65.4%. Turnovers: MSU 10 (Kegler 3), UCF 10 (Efianayi 5). Blocked Shots: MSU 5 (Datcher 3), UCF 3 (Fall 3). Steals: MSU 8 (Kegler, Carter 2), UCF 4 (Taylor 2). Officials: John Higgins, Les Jones, Paul Janssen. Attendance: 3,430.

**Game 3 — Nov. 18, 2016**

Mississippi State	80
Boise State	68

TD Arena • Charleston, SC

**Mississippi State**

Player	FG	3FG	FT	RB	PF	PT	A	Min
Holman	f 6-13	0-4	0-0	5	1	12	0	24
Kegler	g 4-6	2-4	2-3	4	2	12	0	26
W'Spoon	g 9-12	1-3	6-7	4	1	25	2	35
Ready	g 5-9	1-2	2-3	3	2	13	6	27
Carter	g 4-10	1-4	6-6	2	2	15	1	30
Peters	0-4	0-3	0-0	1	3	0	1	14
Wright	0-1	0-1	2-2	0	2	2	3	15
Herard	0-1	0-0	0-0	7	2	0	0	18
Datcher	0-1	0-0	1-2	4	1	1	0	11
<b>TOTALS</b>	<b>28-57</b>	<b>5-21</b>	<b>19-23</b>	<b>35</b>	<b>16</b>	<b>80</b>	<b>13</b>	<b>200</b>

**Boise State**

Player	FG	3FG	FT	RB	PF	PT	A	Min
Duncan	f 4-8	4-8	0-0	0	3	12	0	19
Wacker	f 1-1	0-0	0-1	3	2	2	3	22
Jessup	g 1-6	1-5	2-2	1	2	5	0	25
Hutchison	g 5-7	0-1	3-3	6	4	13	0	24
Reid	g 1-5	0-4	0-0	2	1	2	1	18
Dickinson	2-3	1-2	0-0	2	0	5	0	13
Jorch	3-3	0-0	0-0	0	3	6	0	9
Haney	2-4	1-2	1-2	6	0	6	0	22
Oluyitan	0-0	0-0	0-0	0	1	0	0	2
Austin	6-9	0-1	1-2	1	3	13	2	20
Hobbs	2-9	0-2	0-0	4	4	4	4	26
<b>TOTALS</b>	<b>27-55</b>	<b>7-25</b>	<b>7-10</b>	<b>27</b>	<b>23</b>	<b>68</b>	<b>10</b>	<b>200</b>

Halftime: MSU 37, BSU 29. FG%: MSU 49.1%, BSU 49.1%. 3FG%: MSU 23.8%, BSU 28.0%. FT%: MSU 82.6%, BSU 70.0%. Turnovers: MSU 10 (Kegler 3), BSU 17 (Oluyitan 4). Blocked Shots: MSU 0, BSU 1 (Wacker). Steals: MSU 13 (Waetherspoon 4), BSU 3 (Hobbs 2). Officials: Antinio Petty, Mike Stuart, Jeb Hartness. Attendance: 3,517.

**Game 4 — Nov. 20, 2016**

Mississippi State	61
UTEP	54

TD Arena • Charleston, SC

**UTEP**

Player	FG	3FG	FT	RB	PF	PT	A	Min
Flaggert	f 1-8	1-8	0-0	4	3	3	3	33
Thomas	f 3-7	0-0	1-1	5	4	7	0	24
Willms	c 3-7	0-0	6-12	11	2	12	2	32
Harris	g 3-9	1-4	1-2	4	2	8	1	30
Artis	g 6-14	1-6	2-3	5	4	15	3	39
Touchet	2-4	1-3	0-0	1	1	5	1	17
Barrett	0-1	0-1	0-0	0	0	0	0	16
Jones	1-1	0-0	2-2	1	2	4	0	9
<b>TOTALS</b>	<b>19-51</b>	<b>4-22</b>	<b>12-20</b>	<b>34</b>	<b>18</b>	<b>54</b>	<b>10</b>	<b>200</b>

**Mississippi State**

Player	FG	3FG	FT	RB	PF	PT	A	Min
Holman	f 8-10	0-1	2-2	4	5	18	0	23
Kegler	g 2-10	0-4	2-2	8	1	6	0	27
W'Spoon	g 2-9	0-2	5-7	3	3	9	2	36
Ready	g 2-6	0-1	2-2	2	3	6	3	30
Carter	g 3-7	3-6	0-0	6	1	9	1	26
Peters	4-6	4-5	1-1	1	3	13	4	23
Wright	0-3	0-1	0-0	1	0	0	0	10
Herard	0-1	0-0	0-0	5	3	0	2	20
Datcher	0-0	0-0	0-0	0	1	0	0	5
<b>TOTALS</b>	<b>21-52</b>	<b>7-20</b>	<b>12-14</b>	<b>34</b>	<b>20</b>	<b>61</b>	<b>12</b>	<b>200</b>

Halftime: MSU 33, UTEP 33. FG%: MSU 40.4%, UTEP 37.3%. 3FG%: MSU 35.0%, UTEP 18.2%. FT%: MSU 85.7%, UTEP 60.0%. Turnovers: MSU 8 (Ready 3), UTEP 12 (Flaggert, Thomas 3). Blocked Shots: MSU 1 (Wright 1), UTEP 2 (Thomas, Willms 1). Steals: MSU 5 (Holman, Waetherspoon 2), UTEP 2 (Artis 2). Officials: Paul Janssen, Les Jones, John Gaffney. Attendance: 1,293.

**Game 5 — Nov. 25, 2016**

Lehigh	87
Mississippi State	73

Humphrey Coliseum • Starkville, MS

**Lehigh**

Player	FG	3FG	FT	RB	PF	PT	A	Min
Holba	f 4-8	1-3	2-2	8	1	11	3	34
Kempton	c 5-11	0-2	3-3	7	4	13	1	26
Ross	g 7-11	3-5	1-1	2	2	18	5	33
Leufroy	g 8-11	2-3	0-0	4	1	18	4	35
Price	g 5-10	4-6	0-0	4	2	14	2	28
Cohen	0-2	0-1	0-0	6	2	0	1	14
Andree	4-12	1-6	2-2	3	1	11	0	18
Alston	1-1	0-0	0-0	1	1	2	0	12
<b>TOTALS</b>	<b>34-66</b>	<b>11-26</b>	<b>8-8</b>	<b>39</b>	<b>14</b>	<b>87</b>	<b>16</b>	<b>200</b>

**Mississippi State**

Player	FG	3FG	FT	RB	PF	PT	A	Min
Holman	f 4-6	0-0	2-2	4	4	10	2	24</

## Game 6 — Nov. 28, 2016

Mississippi State 65  
Northwestern State 59

Humphrey Coliseum • Starkville, MS

## Northwestern State

Player	FG	3FG	FT	RB	PF	PT	A	Min
Lane c	2-6	0-0	2-3	3	2	6	0	26
Joseph g	3-7	1-2	0-0	6	4	7	1	33
Hall g	2-7	0-0	2-2	4	4	6	5	32
Thompson g	2-5	2-5	0-0	5	3	6	1	31
Woodley g	10-19	5-9	3-3	6	1	28	0	35
Sweeney	1-3	0-2	1-2	3	0	3	1	12
Boyd	0-3	0-1	0-0	2	1	0	0	12
Kissoonlal	1-2	1-2	0-0	2	2	3	0	10
Metoyer	0-1	0-0	0-0	0	1	0	0	3
Bell	0-1	0-0	0-0	0	0	0	0	3
Hamilton	0-0	0-0	0-0	0	0	0	0	3
<b>TOTALS</b>	<b>21-54</b>	<b>9-21</b>	<b>8-10</b>	<b>33</b>	<b>18</b>	<b>59</b>	<b>8</b>	<b>200</b>

## Mississippi State

Player	FG	3FG	FT	RB	PF	PT	A	Min
Holman f	4-6	0-1	5-6	7	0	13	0	26
Wright g	4-5	0-1	3-5	7	4	11	1	32
Kegler g	4-12	0-3	0-0	2	2	8	0	30
Ready g	4-6	1-1	5-7	3	1	14	6	34
Carter g	4-15	0-7	2-2	3	2	10	2	37
Strugg	0-1	0-0	0-0	0	1	0	0	4
Singleton	2-4	1-2	0-0	1	1	5	0	13
Herard	1-1	0-0	0-0	4	1	2	0	16
Datcher	1-2	0-0	0-0	3	1	2	0	8
<b>TOTALS</b>	<b>24-52</b>	<b>2-15</b>	<b>15-20</b>	<b>31</b>	<b>13</b>	<b>65</b>	<b>9</b>	<b>200</b>

Halftime: MSU 28, NWST 28. FG%: MSU 46.2%, NWST 38.9%. 3FG%: MSU 13.3%, NWST 42.9%. FT%: MSU 75.0%, NWST 80.0%. Turnovers: MSU 13 (Ready 5), NWST 19 (Five players with 3). Blocked Shots: MSU 7 (Holman 5), NWST 0. Steals: MSU 11 (Ready 5), NWST 5 (Hall). Officials: Kipp Kissingner, Ray Natili, Jason Baker. Attendance: 6070.

## Game 7 — Dec. 1, 2016

Mississippi State 74  
Oregon State 57

Humphrey Coliseum • Starkville, MS

## Oregon State

Player	FG	3FG	FT	RB	PF	PT	A	Min
Eubanks f	0-4	0-0	5-6	12	1	5	0	33
N'diaye c	4-7	0-0	2-2	2	1	10	0	19
McLaughlin g	4-8	4-6	0-1	2	2	12	1	33
Thompson g	9-16	1-5	1-1	2	2	20	1	30
Stacy g	2-2	0-0	1-1	0	4	5	4	22
Dew	0-1	0-0	0-0	1	2	0	0	5
Dahlen	0-0	0-0	0-0	3	5	0	1	12
Sanders	0-0	0-0	0-0	0	1	0	0	7
Muller	0-1	0-1	0-0	0	1	0	1	11
Rakocevic	0-3	0-0	0-0	0	0	0	0	9
Manuel	2-3	1-1	0-0	0	0	5	0	19
<b>TOTALS</b>	<b>21-45</b>	<b>6-13</b>	<b>9-11</b>	<b>24</b>	<b>19</b>	<b>57</b>	<b>8</b>	<b>200</b>

## Mississippi State

Player	FG	3FG	FT	RB	PF	PT	A	Min
Holman f	2-7	1-1	2-2	7	1	7	1	26
Kegler g	4-5	2-2	2-3	3	1	12	1	28
W'Spoon g	6-7	4-5	5-6	4	3	21	0	30
Ready g	2-6	0-3	0-0	1	1	4	5	28
Carter g	2-6	1-2	3-4	3	0	8	0	25
Peters	3-6	2-3	2-2	1	4	10	3	15
Wright	3-4	1-2	3-4	3	1	10	1	19
Strugg	0-0	0-0	0-0	1	0	0	0	1
Davis	0-1	0-1	0-0	0	0	0	0	1
Singleton	0-0	0-0	0-0	0	0	0	0	1
Washington	0-0	0-0	0-0	0	1	0	0	1
Herard	0-2	0-0	2-4	4	2	2	0	21
Datcher	0-0	0-0	0-0	0	3	0	0	4
<b>TOTALS</b>	<b>22-44</b>	<b>11-19</b>	<b>19-25</b>	<b>29</b>	<b>17</b>	<b>74</b>	<b>11</b>	<b>200</b>

Halftime: MSU 45, OSU 19. FG%: MSU 50.0%, OSU 46.7%. 3FG%: MSU 57.9%, OSU 46.2%. FT%: MSU 76.0%, OSU 81.8%. Turnovers: MSU 17 (Weatherspoon, Ready 4), OSU 21 (Four with 4). Blocked Shots: MSU 2 (Holman, Carter), OSU 3 (N'diaye 2). Steals: MSU 17 (Ready 5), OSU 4 (McLaughlin 2). Officials: Antinio Petty, Keith Kimble, Gerry Pollard. Attendance: 7684.

## Game 8 — Dec. 4, 2016

Mississippi State 82  
Georgia State 60

Humphrey Coliseum • Starkville, MS

## Georgia State

Player	FG	3FG	FT	RB	PF	PT	A	Min
Hollowell f	2-5	0-1	0-0	7	3	4	1	26
Clayton f	3-5	0-0	0-0	3	2	6	2	22
Benlevi g	0-2	0-0	0-0	4	2	0	1	14
Williams g	6-12	4-8	0-1	5	1	16	1	27
Simonds g	2-5	0-3	3-3	5	0	7	0	23
Dennis	4-6	0-0	0-0	1	0	8	0	18
Donaldson	0-3	0-0	0-0	0	0	0	4	13
Clerkley	0-1	0-0	0-0	1	0	0	0	2
Seymour	4-8	2-2	0-0	1	1	10	0	20
Session	3-9	0-1	0-0	5	1	6	1	16
Mitchell	1-5	0-3	1-2	0	2	3	0	10
Thomas	0-1	0-1	0-0	2	3	0	0	9
<b>TOTALS</b>	<b>25-62</b>	<b>6-19</b>	<b>4-6</b>	<b>37</b>	<b>15</b>	<b>60</b>	<b>10</b>	<b>200</b>

## Mississippi State

Player	FG	3FG	FT	RB	PF	PT	A	Min
Holman f	3-7	0-1	1-2	4	3	7	0	15
Kegler g	6-13	4-8	0-0	4	1	16	3	30
W'Spoon g	5-12	2-8	2-2	3	4	14	3	27
Ready g	5-8	1-3	0-0	3	3	11	5	30
Carter g	0-3	0-2	2-2	3	1	2	2	24
Peters	9-12	6-9	0-0	6	2	24	4	26
Wright	0-4	0-2	0-0	2	0	0	0	16
Strugg	0-1	0-1	0-0	1	0	0	0	1
Davis	0-0	0-0	0-0	0	0	0	0	2
Singleton	0-1	0-0	0-0	0	1	0	0	2
Washington	0-0	0-0	0-0	0	0	0	0	2
Herard	3-4	0-0	2-3	7	0	8	0	18
Datcher	0-1	0-0	0-0	0	0	0	0	7
<b>TOTALS</b>	<b>31-66</b>	<b>13-34</b>	<b>7-9</b>	<b>37</b>	<b>15</b>	<b>82</b>	<b>17</b>	<b>200</b>

Halftime: MSU 44, GSU 36. FG%: MSU 47.0%, GSU 40.3%. 3FG%: MSU 38.2%, GSU 31.6%. FT%: MSU 77.8%, GSU 66.7%. Turnovers: MSU 11 (Weatherspoon, 3), GSU 18 (Hollowell, 4). Blocked Shots: MSU 4 (Herard, 2), GSU 5 (Hollowell, 3). Steals: MSU 9 (Weatherspoon, 4), GSU 3 (Three with 1). Officials: Tony Greene, Orlando Poole, Ken Washington. Attendance: 6,805.

## Game 9 — Dec. 14, 2016

East Tennessee State 67  
Mississippi State 65

Humphrey Coliseum • Starkville, MS

## East Tennessee State

Player	FG	3FG	FT	RB	PF	PT	A	Min
Banks f	0-0	0-0	0-0	1	2	0	0	18
Perea f	2-5	0-1	1-2	7	2	5	0	24
Cromer g	6-14	2-6	0-0	1	1	14	1	30
Bradford g	6-11	1-2	2-3	4	3	15	2	34
M'weather g	3-6	0-1	2-2	3	4	8	0	21
Payne	4-7	1-3	0-0	1	2	9	0	14
Burrell	3-4	2-2	0-0	6	4	8	0	15
Williams	1-2	1-2	0-0	0	1	3	0	12
Jurkin	0-3	0-0	0-1	3	1	0	0	9
Long	0-2	0-2	0-2	1	2	0	1	9
Glass	1-5	0-0	3-4	7	0	5	1	14
<b>TOTALS</b>	<b>26-59</b>	<b>7-19</b>	<b>8-14</b>	<b>36</b>	<b>22</b>	<b>67</b>	<b>5</b>	<b>200</b>

## Mississippi State

Player	FG	3FG	FT	RB	PF	PT	A	Min
Holman f	7-10	1-3	2-3	6	3	17	0	30
Kegler g	5-7	1-2	1-3	8	3	12	1	35
W'Spoon g	3-14	0-4	7-8	7	2	13	1	32
Ready g	0-4	0-1	0-0	2	1	0	4	33
Carter g	3-4	1-1	0-0	0	1	7	1	18
Peters	3-10	3-7	1-2	1	4	10	2	22
Wright	1-1	0-0	2-4	0	2	4	0	12
Herard	0-3	0-0	0-0	3	0	0	0	12
Datcher	1-2	0-0	0-0	4	1	2	0	6
<b>TOTALS</b>	<b>23-55</b>	<b>6-18</b>	<b>13-20</b>	<b>35</b>	<b>17</b>	<b>65</b>	<b>9</b>	<b>200</b>

Halftime: ETSU 31, MSU 29. FG%: MSU 41.8%, ETSU 44.1%. 3FG%: MSU 33.3%, ETSU 36.8%. FT%: MSU 65.0%, ETSU 57.1%. Turnovers: MSU 14 (Ready 4), ETSU 12 (Merriweather 3). Blocked Shots: MSU 5 (Holman 4), ETSU 4 (Jurkin 2). Steals: MSU 4 (Peters 3), ETSU 4 (Merriweather 2). Officials: Anthony Jordan, Sean Casey, Patrick Evans. Attendance 6479.

## Game 10 — Dec. 19, 2016

Mississippi State 86  
Southern Miss 44

Mississippi Coliseum • Jackson, MS

## Southern Miss

Player	FG	3FG	FT	RB	PF	PT	A	Min
Watts f	3-5	0-1	3-4	4	4	9	1	26
Rowe f	3-5	1-3	0-1	2	2	7	1	26
Campbell g	1-8	0-3	0-0	6	2	2	0	28
Ramey g	1-5	0-3	0-0	0	1	2	0	17
Holland g	1-8	1-5	0-0	2	2	3	0	28
Edwards	0-7	0-1	2-2	5	0	2	1	24
Richardson	1-3	1-3	0-0	2	2	3	1	12
Thomas	1-5	1-3	0-0	1	0	3	1	6
Clark	1-1	1-1	0-0	0	0	3	0	4
Conley	2-3	0-0	2-2	1	0	6	0	4
Davis	1-13	0-3	2-2	9	0	4	0	19
W'Spoon	0-2	0-0	0-0	0	0	0	1	6
<b>TOTALS</b>	<b>15-65</b>	<b>5-26</b>	<b>9-11</b>	<b>37</b>	<b>13</b>	<b>44</b>	<b>6</b>	<b>200</b>

## Mississippi State

Player	FG	3FG	FT	RB	PF	PT	A	Min
Holman f	2-7	0-2	1-1	11	0	5	0	20
Kegler g	2-6	1-4	0-0	7	3	5	1	19
W'Spoon g	4-8	4-4	4-4	1	2	16	2	26
Ready g	3-5	0-0	0-0	4	0	6	8	25
Carter g	3-5	3-5	2-2	4	0	11	1	22
Peters	5-11	4-7	1-1	3	3	15	5	23
Stapleton	3-5	2-2	0-0	1	2	8	0	11
Strugg	1-2	1-2	0-0	0	1	3	0	6
Davis	2-3	2-2	0-0	0	0	6	1	5
Singleton	0-1	0-1	0-0	0	0	0	1	6
Washington	0-0	0-0	0-0	0	0	0	0	6
Herard	3-4	0-0	1-4	12	2	7	2	23
Datcher	1-2	0-0	2-2	3	3	4	0	8
<b>TOTALS</b>	<b>29-59</b>	<b>17-29</b>	<b>11-14</b>	<b>46</b>	<b>16</b>	<b>86</b>	<b>21</b>	<b>200</b>

Halftime: MSU 39, USM 25. FG%: MSU 49.2%, USM 23.1%. 3FG%: MSU 58.6%, USM 19.2%. FT%: MSU 78.6%, USM 81.8%. Turnovers: MSU 14 (Strugg, 3), USM 15 (Watts, 4). Blocked Shots: MSU 11 (Four with 2), USM 1 (Davis). Steals: MSU 9 (Ready, 4), USM 6 (Edwards 2). Officials: Don Daily, Orlandis Poole, Alfred Smith. Attendance: 4031.

## Game 11 — Dec. 22, 2016

Mississippi State 85  
Morehead State 76

Humphrey Coliseum • Starkville, MS

## Morehead State

Player	FG	3FG	FT	RB	PF	PT	A	Min
Williams f	3-4	0-0	0-0	2	2	6	1	20

**Game 12 — Dec. 29, 2016**

Mississippi State 77  
UMKC 54

Humphrey Coliseum • Starkville, MS

UMKC Player	FG	3FG	FT	RB	PF	PT	A	Min
Steward f	4-13	0-4	7-8	4	1	15	0	34
Clark f	3-7	0-0	0-0	3	2	6	1	13
Tillman c	0-0	0-0	0-0	8	1	0	0	24
Boyd g	3-14	2-6	6-7	5	4	14	0	28
Robinson g	0-1	0-0	0-0	1	1	0	1	9
Bishop	2-6	2-5	0-1	0	1	6	0	16
King	1-2	0-1	1-2	2	0	3	1	13
Ross	3-9	1-7	0-2	5	1	7	2	20
Giles	0-0	0-0	0-0	0	2	0	0	8
Leach	0-0	0-0	0-0	1	1	0	1	5
Newbill	1-6	0-1	1-2	4	2	3	1	22
Leek	0-2	0-2	0-0	1	3	0	0	8
<b>TOTALS</b>	<b>17-60</b>	<b>5-26</b>	<b>15-22</b>	<b>38</b>	<b>19</b>	<b>54</b>	<b>7</b>	<b>200</b>

Mississippi State Player	FG	3FG	FT	RB	PF	PT	A	Min
Holman f	1-3	0-0	0-1	6	3	2	3	21
Kegler g	2-8	2-4	2-3	7	1	8	0	25
W'Spoon g	9-15	5-8	2-5	7	2	25	4	25
Ready g	3-6	0-2	0-0	2	1	6	5	25
Carter g	4-9	3-4	0-0	4	0	11	0	27
Peters	3-5	0-1	1-3	1	5	7	2	22
Wright	0-0	0-0	0-0	2	1	0	0	14
Stapleton	3-7	1-3	2-4	2	1	9	1	18
Strugg	0-0	0-0	0-0	1	0	0	0	1
Davis	1-1	0-0	0-0	0	0	2	0	2
Washington	1-2	0-1	0-0	0	0	2	0	2
Herard	2-2	0-0	1-2	8	2	5	0	15
Datcher	0-0	0-0	0-0	2	2	0	0	3
<b>TOTALS</b>	<b>29-58</b>	<b>11-23</b>	<b>8-18</b>	<b>46</b>	<b>18</b>	<b>77</b>	<b>15</b>	<b>200</b>

Halftime: MSU 44, UMKC 28. FG%: MSU 50.0%, UMKC 28.3%. 3FG%: MSU 47.8%, UMKC 19.2%. FT%: MSU 44.4%, UMKC 68.2%. Turnovers: MSU 15 (Holman, 3), UMKC 13 (Boyd, Newbill 3). Blocked Shots: MSU 5 (Holman 3), UMKC 1 (Clark). Steals: MSU 6 (Stapleton, Kegler 2), UMKC 5 (Steward, Boyd 2). Officials: Byron Jarrett, Patrick Evans, Glenn Tuitt. Attendance: 7109.

**Game 13 — Jan. 3, 2017**

Mississippi State  
Alabama

Humphrey Coliseum • Starkville, MS

**Game 14 — Jan. 7, 2017**

Mississippi State  
LSU

Maravich Assembly Center • Baton Rouge, LA

**Game 15 — Jan. 10, 2017**

Mississippi State  
Arkansas

Bud Walton Arena • Fayetteville, AR

**Game 16 — Jan. 14, 2017**

Mississippi State  
Texas A&M

Humphrey Coliseum • Starkville, MS

**Game 17 — Jan. 17, 2017**

Mississippi State  
Kentucky

Humphrey Coliseum • Starkville, MS



2016-17 Mississippi State Basketball  
Mississippi State Combined Team Statistics (as of Dec 29, 2016)  
All games

RECORD:	OVERALL	HOME	AWAY	NEUTRAL
ALL GAMES	9-3	6-2	0-0	3-1
CONFERENCE	0-0	0-0	0-0	0-0
NON-CONFERENCE	9-3	6-2	0-0	3-1

##	Player	gp-gs	min	avg	Total	3-Point	F-Throw	Rebounds		pf	dq	a	to	blk	stl	pts	avg
					fg-fga	fg%	3fg-fga	3fg%	ft-fa	ft%	off	def	tot	avg			
11	Q Weatherspoon	10-10	312	31.2	63-128	.492	21-47	.447	44-54	.815	14	33	47	4.7	21	0	23
15	IJ Ready	12-12	361	30.1	49-104	.471	7-27	.259	23-29	.793	5	29	34	2.8	17	0	61
23	Tyson Carter	12-12	335	27.9	38-98	.388	22-56	.393	23-26	.885	2	31	33	2.8	14	0	13
35	Aric Holman	12-12	290	24.2	47-87	.540	3-17	.176	23-33	.697	25	53	78	6.5	25	1	8
04	Mario Kegler	12-11	326	27.2	41-100	.410	16-44	.364	15-25	.600	15	51	66	5.5	24	0	8
01	Lamar Peters	10-1	215	21.5	32-71	.451	23-48	.479	6-9	.667	2	16	18	1.8	29	1	25
03	Xavian Stapleton	3-1	44	14.7	8-16	.500	4-7	.571	2-4	.500	1	5	6	2.0	5	0	1
34	Schnider Herard	12-0	202	16.8	14-27	.519	0-0	.000	9-21	.429	17	44	61	5.1	20	0	4
02	Eli Wright	11-1	167	15.2	8-26	.308	1-12	.083	14-19	.737	4	12	16	1.5	18	0	5
12	Drew Davis	4-0	10	2.5	3-5	.600	2-3	.667	0-0	.000	0	0	0	0.0	0	0	1
45	E.J. Datcher	12-0	88	7.3	5-12	.417	0-0	.000	3-6	.500	7	19	26	2.2	23	1	0
13	Nick Singleton	5-0	24	4.8	2-6	.333	1-3	.333	0-0	.000	1	2	3	0.6	2	0	1
20	Miles Washington	4-0	11	2.8	1-2	.500	0-1	.000	0-0	.000	0	0	0	0.0	1	0	0
05	Joe Strugg	6-0	15	2.5	1-4	.250	1-3	.333	0-0	.000	0	3	3	0.5	2	0	0
Team											18	20	38			4	
Total.....		12	2400		312-686	.455	101-268	.377	162-226	.717	111	318	429	35.8	201	3	150
Opponents.....		12	2400		291-694	.419	79-246	.321	125-177	.706	118	303	421	35.1	220	-	119

TEAM STATISTICS	MS	OPP	Date	Opponent	Score	Att.
SCORING	887	786	11-11-16	NORFOLK STATE	w 78-74	4467
Points per game	73.9	65.5	11-17-16	vs UCF	L 61-86	3430
Scoring margin	+8.4	-	11-18-16	vs Boise State	w 80-68	3517
FIELD GOALS-ATT	312-686	291-694	11-20-16	vs UTEP	w 61-54	1293
Field goal pct	.455	.419	11-25-16	LEHIGH	L 73-87	6697
3 POINT FG-ATT	101-268	79-246	11-28-16	NORTHWESTERN STATE	w 65-59	6070
3-point FG pct	.377	.321	12-01-16	OREGON STATE	w 74-57	7684
3-pt FG made per game	8.4	6.6	12-04-16	GEORGIA STATE	w 82-60	6805
FREE THROWS-ATT	162-226	125-177	12-14-16	EAST TENNESSEE STATE	L 65-67	6479
Free throw pct	.717	.706	12-19-16	vs USM	w 86-44	4031
F-Throws made per game	13.5	10.4	12-22-16	MOREHEAD STATE	w 85-76	8328
REBOUNDS	429	421	12-29-16	MISSOURI-KANSAS CITY	w 77-54	7109
Rebounds per game	35.8	35.1				
Rebounding margin	+0.7	-				
ASSISTS	150	119				
Assists per game	12.5	9.9				
TURNOVERS	140	176				
Turnovers per game	11.7	14.7				
Turnover margin	+3.0	-				
Assist/turnover ratio	1.1	0.7				
STEALS	96	51				
Steals per game	8.0	4.3				
BLOCKS	55	29				
Blocks per game	4.6	2.4				
ATTENDANCE	53639	12271				
Home games-Avg/Game	8-6705	0-0				
Neutral site-Avg/Game	-	4-3068				

\* - Conference game

Score by Periods	1st	2nd	Totals
Mississippi State	428	459	887
Opponents	400	386	786














2016-17 Mississippi State Basketball  
Mississippi State Team Game-by-Game Comparison (as of Dec 29, 2016)  
All games

Opponent	1st	2nd	Score	Mar	Total FG	FG Pct	3-Pointers	3FG Pct	Free Throws	FT Pct	Rebounds	Assist	T/Over	Block	Steal	Fouls
NORFOLK STATE	39/39	39/35	78-74	+4	28-60/26-57	.467/.456	11-23/5-15	.478/.333	11-17/17-26	.647/.654	38/35 +3	15/11	13/12	8/5	4/5	22/21
UCF	33/53	28/33	61-86	(25)	20-62/32-64	.323/.500	6-24/5-15	.250/.333	15-20/17-26	.750/.654	35/49 (14)	10/18	10/10	5/3	8/4	21/16
Boise State	37/29	43/39	80-68	+12	28-57/27-55	.491/.491	5-21/7-25	.238/.280	19-23/7-10	.826/.700	35/27 +8	13/10	10/17	0/1	13/3	16/23
UTEP	33/33	28/21	61-54	+7	21-52/19-51	.404/.373	7-20/4-22	.350/.182	12-14/12-20	.857/.600	34/34 -	12/10	8/12	1/2	5/2	20/18
LEHIGH	29/38	44/49	73-87	(14)	26-63/34-66	.413/.515	7-22/11-26	.318/.423	14-17/8-8	.824/1000	32/39 (7)	8/16	10/11	3/2	5/6	13/14
NORTHWESTERN STATE	28/28	37/31	65-59	+6	24-52/21-54	.462/.389	2-15/9-21	.133/.429	15-20/8-10	.750/.800	31/33 (2)	9/8	13/19	7/0	11/5	13/18
OREGON STATE	45/19	29/38	74-57	+17	22-44/21-45	.500/.467	11-19/6-13	.579/.462	19-25/9-11	.760/.818	29/24 +5	11/8	17/21	2/3	17/4	17/19
GEORGIA STATE	44/36	38/24	82-60	+22	31-66/25-62	.470/.403	13-34/6-19	.382/.316	7-9/4-6	.778/.667	38/37 +1	17/10	11/18	4/5	9/3	15/15
EAST TENNESSEE STATE	26/31	39/36	65-67	(2)	23-55/26-59	.418/.441	6-18/7-19	.333/.368	13-20/8-14	.650/.571	35/36 (1)	9/5	14/12	5/4	4/4	17/22
USM	39/25	47/19	86-44	+42	29-59/15-65	.492/.231	17-29/5-26	.586/.192	11-14/9-11	.786/.818	46/37 +9	21/6	14/15	11/1	9/6	16/13
MOREHEAD STATE	31/41	54/35	85-76	+9	31-58/28-56	.534/.500	5-20/9-19	.250/.474	18-29/11-13	.621/.846	30/32 (2)	10/10	5/16	4/2	5/4	13/22
MISSOURI-KANSAS CITY	44/28	33/26	77-54	+23	29-58/17-60	.500/.283	11-23/5-26	.478/.192	8-18/15-22	.444/.682	46/38 +8	15/7	15/13	5/1	6/5	18/19

Note: Game totals are displayed in the format TEAM/OPPONENT for each category

## 2016-17 MISSISSIPPI STATE PLAYER BREAKDOWN

1		<b>Lamar Peters</b> Fr   G   6-0   188   New Orleans, LA	<b>MIN</b> 21.5	<b>PTS</b> 9.3	<b>RBS</b> 1.8	<b>AST</b> 2.5	<b>FG%</b> .451	<b>3FG%</b> .479	<b>FT%</b> .667	<b>Notes:</b> Started one of the 10 games he played. Made his collegiate debut against Norfolk State. Scored first-career points against UTEP (13) on 4-6 shooting. Earned first-career start against Lehigh and tallied 11 points. 10 points, 3 assists, 1 steal vs. Oregon State. Had a career-high 24 points vs. Georgia State with 6 3-pointers. Had 10 points vs. ETSU. Had 15 points vs. USM and drained four 3-pointers to go along with his season-high 5 assists and 2 blocks. 3 points vs. Morehead. 7 points, 2 assists vs. UMKC.
2		<b>Eli Wright</b> Fr   G   6-4   203   Owensboro, KY	<b>MIN</b> 15.2	<b>PTS</b> 2.8	<b>RBS</b> 1.5	<b>AST</b> 0.5	<b>FG%</b> .308	<b>3FG%</b> .083	<b>FT%</b> .737	<b>Notes:</b> Made his collegiate debut against Norfolk State and has played in all four games. All four of his points have come at the foul line. 2 points, 1 steal vs. Lehigh. Made first-career start against NWST and had 11 points and 7 rebounds. 10 points, 2 steals vs. Oregon State. 7-9 shooting last two games. 2 rebounds vs. Georgia State. 4 points vs. ETSU. DNP vs. USM due to sprained ankle and played just 3 minutes vs. Morehead State.
3		<b>Xavian Stapleton</b> So   G   6-6   207   Flora, MS	<b>MIN</b> 14.7	<b>PTS</b> 7.3	<b>RBS</b> 2.0	<b>STL</b> 2.0	<b>FG%</b> .500	<b>3FG%</b> .571	<b>FT%</b> .500	<b>Notes:</b> Transfer from La. Tech that sat out last year and is recovering from a torn ACL. Made his debut against Southern Miss and responded 8 points and 2 steals. First-career start vs. Morehead State and had 5 points, 3 rebounds, 2 steals. Season-high 9 points came against UMKC.
4		<b>Mario Kegler</b> Fr   G   6-7   220   Jackson, MS	<b>MIN</b> 27.2	<b>PTS</b> 9.4	<b>RBS</b> 5.5	<b>STL</b> 0.8	<b>FG%</b> .410	<b>3FG%</b> .364	<b>FT%</b> .600	<b>Notes:</b> Started 11 of the 12 games. Scored 8 points his collegiate debut against Norfolk State. Had a 12-point game against Boise State before having a career-best 8 rebounds vs. UTEP. 12 points vs. Lehigh and Oregon State. Career-high 16 points vs. Georgia State with 4 3s. 12 points, 8 rebounds vs. ETSU. 5 points, 7 rebounds vs. USM. 7 points, 7 rebounds vs. Morehead State. 8 points, 7 rebounds vs. UMKC.
5		<b>Joe Strugg</b> Fr   F   6-9   196   Montgomery, AL	<b>MIN</b> 2.5	<b>PTS</b> 0.5	<b>RBS</b> 0.5	<b>AST</b> ---	<b>FG%</b> .250	<b>3FG%</b> .333	<b>FT%</b> ---	<b>Notes:</b> Has appeared in six games. Made collegiate debut vs. UCF and logged 2 minutes. Logged 4 minutes vs. NWST. Played 6 minutes in last three games and had 1 rebound vs. Oregon State and Georgia State. Scored first-career points against USM on a 3-pointer.
11		<b>Quinnndary Weatherspoon</b> So   G   6-4   205   Canton, MS	<b>MIN</b> 31.2	<b>PTS</b> 19.1	<b>RBS</b> 4.7	<b>STL</b> 2.0	<b>FG%</b> .492	<b>3FG%</b> .447	<b>FT%</b> .815	<b>Notes:</b> Preseason All-SEC selection who scored a game-high 22 points vs. Norfolk State. 25 points came against Boise State. Made Charleston Classic All-Tournament team. Missed two games due to a torn ligament in left wrist suffered against Boise State. Returned against Oregon State and had 21 points, 4 rebounds and 4 steals. 14 points, 4 steals, 3 assists vs. Georgia State. 13 points, 7 rebounds vs. ETSU. Had 16 points vs. USM and drained all four of 3-point attempts. Career-high 27 points vs. Morehead State and then 25 against UMKC.
15		<b>I.J. Ready</b> Sr   G   5-11   166   Rixey, AL	<b>MIN</b> 30.1	<b>PTS</b> 10.7	<b>RBS</b> 2.8	<b>AST</b> 5.1	<b>FG%</b> .471	<b>3FG%</b> .259	<b>FT%</b> .793	<b>Notes:</b> MSU's lone senior who has appeared in 97 games and scored 797 points. Had 14 points and 7 assists against Norfolk State. Had 6 points vs. UTEP after having 13 vs. Boise State. Totaled 14 points, 6 assists and 5 steals vs. NWST. 11 points, 5 assists vs. Georgia State. 4 assists vs. ETSU. Had a season-high 8 assists vs. USM. 19 points, 3 assists vs. Morehead State. 6 points, 5 assists vs. UMKC. 10th all-time at MSU with 335 assists.
23		<b>Tyson Carter</b> Fr   G   6-4   167   Starkville, MS	<b>MIN</b> 27.9	<b>PTS</b> 10.1	<b>RBS</b> 2.8	<b>AST</b> 1.1	<b>FG%</b> .388	<b>3FG%</b> .393	<b>FT%</b> .885	<b>Notes:</b> Totaled 17 points vs. Norfolk, the most by a freshman on opening day since 1987-88. Totaled 15 points against Boise. 11-25 beyond the arc this season. Career-best 6 rebounds vs. UTEP. Totaled 16 points and 2 steals against Lehigh. Had 10 points vs. NWST. 8 points, 3 rebounds vs. Oregon State, while having streak of 14 straight-made FTs end. 2 points vs. Georgia State. 7 points vs. ETSU. 11 points vs. USM. 7 points vs. Morehead. 11 points, 4 rebounds vs. UMKC.
34		<b>Schnider Herard</b> Fr   F   6-10   250   Port-Au-Prince, Haiti	<b>MIN</b> 16.8	<b>PTS</b> 3.1	<b>RBS</b> 5.1	<b>BLK</b> 0.4	<b>FG%</b> .519	<b>3FG%</b> ---	<b>FT%</b> .429	<b>Notes:</b> Made his collegiate debut against Norfolk State. 7 rebounds came against Boise State. Had 5 rebounds, 2 assists vs. Boise. 2 points, 4 rebounds vs. Lehigh. Had 4 rebounds, 2 points vs. NWST. 2 points, 4 rebounds vs. Oregon State. Career-high 8 points, 7 rebounds, 2 blocks vs. Georgia State. 3 rebounds vs. ETSU. Career-high 12 rebounds vs. USM to go along with his 2 blocks. 5 points vs. Morehead. 5 points, 8 rebounds vs. UMKC.
35		<b>Aric Holman</b> So   F   6-10   222   Owensboro, KY	<b>MIN</b> 24.2	<b>PTS</b> 10.0	<b>RBS</b> 6.5	<b>BLK</b> 2.2	<b>FG%</b> .540	<b>3FG%</b> .176	<b>FT%</b> .697	<b>Notes:</b> Recorded first double-double with 11 points and 11 rebounds to go along with his 5 blocks. After having 12 points against Boise State, had career-high 18 against UTEP. 10 points, 4 rebounds vs. Lehigh. Had 13 points, 7 rebounds, 5 blocks vs. NWST. 7 points, 7 rebounds, 2 steals vs. Oregon State. 7 points, 4 rebounds vs. Georgia State. 17 points, 6 rebounds and 4 blocks vs. ETSU. Tied-career high with 11 rebounds against USM. 12 points, 6 rebounds, 3 blocks vs. Morehead. 3 assists, 3 blocks and 6 rebounds vs. UMKC.
45		<b>E.J. Datcher</b> Fr   C   6-9   240   Harpersville, AL	<b>MIN</b> 7.3	<b>PTS</b> 1.1	<b>RBS</b> 2.2	<b>BLK</b> 0.8	<b>FG%</b> .417	<b>3FG%</b> ---	<b>FT%</b> .500	<b>Notes:</b> Made his collegiate debut against Norfolk State and had 7 rebounds. Had 4 rebounds vs. Boise State. 1 rebound and a block vs. Lehigh. Had 2 points, 3 rebounds, 1 block vs. NWST. 1 block vs. Georgia State. 2 points, 4 rebounds vs. ETSU. 4 points, 3 rebounds and 2 blocks vs. USM. 2 rebounds vs. UMKC.