



Mississippi State Bulldogs (7-5, 0-0)

vs.

21/17 Texas A&M Aggies (11-2, 1-0)

Basketball Media Relations

55 Coliseum Boulevard, Mississippi State, MS 39762

GREGG ELLIS, Primary Contact

(W) 662.325.3595 | (C) 662.322.0145 | gellis@athletics.msstate.edu

Twitter: @msusportsgregg & @HailStateMBK | www.hailstate.com

HUNTER RICHARDSON, Secondary Contact

(W) 662.325.6259 | (C) 901.490.4175 | hrichardson@athletics.msstate.edu

Twitter: @huntermich18

10 NCAA Appearances | 1 Final Four | 6 SEC Championships | 3 SEC Tournament Titles | 18 Postseason Appearances

Series Information

Series: 4-3, Texas A&M

Home: 1-1

Away: 2-0, Texas A&M

Neutral: 2-1, MSU

Last Meeting: 74-70, Texas A&M (1-13-15)

Mississippi State Coach: Ben Howland

MSU Record: 7-5, 1st year

Career Record: 408-211, 20th year

vs. Texas A&M: 2-0

Texas A&M Coach: Billy Kennedy

Texas A&M Record: 82-63, 5th year

Career Record: 293-242, 18th year



Game Information

When: Wednesday, Jan. 6, 2016

Time: 7:30 p.m. CT

Location: Starkville, Miss.

Arena: Humphrey Coliseum

TV: SEC Network

PxP: Dave Neal

Analyst: Daymeon Fishback

MSU Radio Network:

PxP: Jim Ellis

Analyst: Richard Williams

Sirius/XM: 145/190

2015-16 MSU Schedule/Results

NOVEMBER

| | | |
|----|---------------------------|-----------|
| 13 | EASTERN WASHINGTON (SECN) | W, 106-88 |
| 16 | SOUTHERN (SEC+) | L, 76-72 |

PUERTO RICO TIPOFF

| | | |
|----|----------------------------|-----------|
| 19 | vs. Miami (ESPN2) | L, 105-79 |
| 20 | vs. Texas Tech (ESPNU) | L, 74-72 |
| 22 | vs. Missouri State (ESPN3) | W, 84-70 |
| 28 | TENNESSEE MARTIN | W, 76-51 |

DECEMBER

| | | |
|----|-------------------------------|----------|
| 2 | TEXAS SOUTHERN (SECN) | W, 86-73 |
| 12 | at Missouri-Kansas City (ASN) | L, 72-67 |
| 16 | at Florida State (ESPN2) | L, 90-66 |
| 19 | TULANE (SECN) | W, 69-59 |
| 23 | Northern Colorado (SECN) ^ | W, 93-69 |
| 31 | NORTH CAROLINA CENTRAL (SEC+) | W, 71-48 |

JANUARY

| | | |
|----|--------------------------|-----------|
| 6 | TEXAS A&M (SECN) | 7:30 p.m. |
| 9 | at Arkansas (SECN) | 2:30 p.m. |
| 12 | at Kentucky (ESPN) | 6 p.m. |
| 16 | TENNESSEE (SECN) | 2:30 p.m. |
| 19 | at Florida (ESPNU) | 6 p.m. |
| 23 | OLE MISS (SECN) | 1 p.m. |
| 26 | at South Carolina (SECN) | 6 p.m. |
| 30 | at Missouri (SECN) | 7:30 p.m. |

FEBRUARY

| | | |
|----|-----------------------|-----------|
| 2 | ALABAMA (SECN) | 8 p.m. |
| 6 | at LSU (ESPN2) | 5 p.m. |
| 9 | ARKANSAS (SECN) | 8 p.m. |
| 13 | GEORGIA (SECN) | 7 p.m. |
| 16 | VANDERBILT (SECN) | 8 p.m. |
| 20 | at Alabama (SECN) | 1:30 p.m. |
| 24 | at Texas A&M (ESPN2) | 6 p.m. |
| 27 | South Carolina (SECN) | 1:30 p.m. |

MARCH

| | | |
|---|--------------------|-----------|
| 2 | at Ole Miss (SECN) | 6 p.m. |
| 5 | AUBURN (SECN) | 1:30 p.m. |

2015 SEC Tournament

| | | |
|------|-------|-----|
| 9-13 | TBA + | TBA |
|------|-------|-----|

^ - Jackson, Miss (Mississippi Coliseum)

+ - Nashville (Bridgestone Arena)

WHAT TO NOTE AS MSU PLAYS TEXAS A&M . . .

- Mississippi State is 45-37 in SEC lid-lifters — 30-17 at home, 15-19 on the road and 0-1 at neutral sites.
- The Bulldogs' most common league-opening foe is Auburn (21, 10-11).
- MSU has never opened SEC play against Texas A&M.
- The Bulldogs are 564-738 all-time in SEC play, 207-132 at Humphrey Coliseum.
- Texas A&M is the first ranked team Mississippi State has played this year. The Bulldogs have lost 10 games in a row to ranked foes and 12 out of the last 15. The last ranked team MSU defeated was No. 15 Arizona in the finals of the 2K Sports Classic on Nov. 18, 2011, at Madison Square Garden in New York City, 67-57.
- In the win against N.C. Central, MSU limited the Eagles to 48 points on 17-72 shooting. The .236 shooting percent was the lowest for an MSU opponent since LSU (.212, 14-66) on 1-9-08 in Baton Rouge. The last foe to shoot below 28 percent was Texas-San Antonio (.273, 15-55) on 12-4-12.
- Malik Newman is currently averaging 13.3 points an outing. If the season ended today, that would rank as the sixth-highest average by a freshman in MSU history. Among freshman, his scoring clip is third in the SEC, while his 2.4 assists are sixth.
- Senior guard Fred Thomas is just 57 points shy of 1,000 for his career.
- MSU-Texas A&M Connection: Aggies assistant coach Rick Stansbury was the head coach at MSU from 1999-2012, winning a school record 293 games. He won five Western Division crowns, an overall SEC title and two tournament championships, while leading the Bulldogs to six NCAA Tournament appearances. He'll be recognized prior to tip.

MSU BY THE NUMBERS

12 — Gavin Ware is the only MSU player who has scored in double-digits in all 12 games.

72 — North Carolina Central attempted 72 shots against MSU to become the first team to shoot 70 or more since Florida A&M (73) on 12-17-13 in the Bulldogs' 78-65 win.

MISSISSIPPI STATE PROJECTED STARTING 5

| G . 6-3 . 190 . Fr | G . 5-11 . 170 . Jr | F . 6-9 . 260 . Sr | F . 6-7 . 225 . Sr | G . 6-3 . 197 . Sr |
|------------------------------------------------------------------------------------|-------------------------------------------------------------------------------------|-------------------------------------------------------------------------------------|--------------------------------------------------------------------------------------|---------------------------------------------------------------------------------------|
| 14 Malik Newman | 15 I.J. Ready | 20 Gavin Ware | 23 Travis Daniels | 32 Craig Sword |
|  |  |  |  |  |
| Pts.: 13.3 Rbs.: 3.2 Assts.: 2.4 Stl.: 0.5 | Pts.: 10.6 Rbs.: 2.3 Assts.: 4.6 Stl.: 1.2 | Pts.: 17.7 Rbs.: 7.8 Assts.: 0.9 Blk.: 1.3 | Pts.: 8.0 Rbs.: 5.0 Assts.: 1.3 Blk.: 0.6 | Pts.: 12.5 Rbs.: 2.9 Assts.: 2.6 Stl.: 1.3 |

2015-16 BULLDOG BASKETBALL

WWW.HAILSTATE.COM | @HAILSTATEMBK

2015-16 MISSISSIPPI STATE NUMERICAL ROSTER

| No. | Name | Pos. | Ht. | Wt. | Yr. | Exp. | Hometown |
|-----|-------------------------|------|------|-----|-----|------|------------------------------------------|
| 1 | Fred Thomas | G | 6-5 | 210 | Sr. | 3L | Jackson, MS (Jim Hill HS) |
| 4 | Johnny Zuppardo | F | 6-8 | 226 | Sr. | JC | Bay St. Louis, MS (Jones Junior College) |
| 5 | Joe Strugg | F | 6-9 | 192 | Fr. | HS | Montgomery, AL (G.W. Carver HS) |
| 10 | Carter Holmes | G | 6-0 | 185 | So. | HS | Jackson, MS (Jackson Academy) |
| 11 | Quinnndary Weatherspoon | G | 6-4 | 202 | Fr. | HS | Canton, MS (Velma Jackson HS) |
| 13 | Xavian Stapleton | G | 6-7 | 203 | So. | TR | Flora, MS (Louisiana Tech) |
| 14 | Malik Newman | G | 6-3 | 190 | Fr. | HS | Jackson, MS (Callaway HS) |
| 15 | I.J. Ready | G | 5-11 | 170 | Jr. | 2L | North Little Rock, AR (Parkview HS) |
| 20 | Gavin Ware | F | 6-9 | 260 | Sr. | 3L | Starkville, MS (Starkville HS) |
| 21 | Reggie Patterson | G | 6-4 | 168 | Jr. | JC | Baldwyn, MS (Northeast Miss. CC) |
| 23 | Travis Daniels | G | 6-7 | 225 | Sr. | 1L | Tuscaloosa, AL (Shelton State CC) |
| 24 | Jett Jobe | G | 6-4 | 181 | Fr. | HS | Tuttle, OK (Tuttle HS) |
| 32 | Craig Sword | G | 6-3 | 197 | Sr. | 3L | Montgomery, AL (G.W. Carver HS) |
| 33 | Elijah Staley | F | 6-7 | 235 | Fr. | HS | Marietta, GA (Wheeler HS) |
| 35 | Aric Holman | F | 6-10 | 212 | Fr. | HS | Owensboro, KY (Owensboro HS) |

Head Coach: Ben Howland (Weber State, 1979; 1st year)
Assistant Coaches: George Brooks (Mississippi State, 1997; 6th year)
 Korey McCray (Mercer, 2001; 1st year)
 Ernie Zeigler (Cleary College, 1994; 1st year)
Director of Basketball Operations: Jason Ludwig
Director of Basketball Performance: David Deets
Graduate Assistant Coaches: Donovan Castro
 Jalen Courtney
VIDEO: Michael Moynihan
TRAINER: Ryan Dotson

Pronunciation Guide

FALLOU NDOYE: FA-LOU NOY
 ARIC HOLEMAN: ERIC
 MALIK NEWMAN: MA-LEAK
 QUINNNDARY WEATHERSPOON: QUINN-DARE-EE
 JOHNNY ZUPPARDO: ZOO-PAR-DOUGH

GENERAL INFORMATION

Location: Starkville, MS
 Founded: February 28, 1878
 Enrollment: 20,873
 Conference: SEC
 Nickname: Bulldogs
 Colors: Maroon & White
 Arena: Humphrey Coliseum (10,500)
 President: Dr. Mark E. Keenum
 Athletics Director: Scott Stricklin
 Web Site: www.hailstate.com
 Twitter: @HailStateMBK

BASKETBALL HISTORY

First Year of Basketball: 1908-09
 All-Time Record: 1,353-1,147/104 years
 All-Time SEC Record: 564-738
 Total Number of Head Coaches: 20
 Humphrey Coliseum Record: 412-167
 20-Win Seasons: 17
 NCAA Tournament Appearances: 10 (11-10)
 NCAA Tournament Final Fours: 1 (1996)
 NIT Appearances: 8 (7-8)
 NIT Final Fours: 1 (2007)
 SEC Championships: 6
 (2004, 1991, 1963, 1962, 1961, 1959)
 SEC Tournament Championships: 3
 (2009, 2002 and 1996)
 SEC Tournament Record: 28-50
 SEC Western Division Titles: 7
 (2010, 2008, 2007, 2004, 2003, 1996, 1995)

TEAM INFORMATION

2014-15 Overall Record 13-19
 2014-15 SEC Record 6-12, T11th
 National Ranking: n/a
 Starters Returning/Lost: 4/1
 Letterwinners Returning/Lost: 7/4
 Newcomers: 9
 Roster (Sr./Jr/So./Fr.): (5/2/2/6)

MEDIA INFORMATION

Credentials

■Media members may obtain both season credentials and game-by-game passes by contacting Gregg Ellis at 662.325.3595.

SEC Teleconference

■The SEC's weekly teleconference is every Monday and will be coordinated through the SEC media relations office. To participate, contact Craig Pinkerton of the SEC at 205-458-3038. Ben Howland is scheduled for 11:17 a.m. CT.



Media On Twitter

Michael Bonner, Clarion Ledger
 @MikeBBonner
 David Brandt, Associated Press
 @davidbrandtAP
 Bob Carskadon, HailState Beat
 @bobcarskadon
 Joel Coleman, Starkville Daily News
 @JoelTColeman
 Robbie Faulk, 24/7 Sports
 @robbiefaulk247
 Paul Jones, 24/7 Sports
 @PJ247Sports
 Logan Lowery, Daily Journal
 @loganlowery
 David Murray, Dawgs' Bite
 @DawgsBiteMag
 Danny P. Smith, Starkville Daily News
 @sdndannyp
 Gene Swindoll, Gene's Page
 @GeneSwindoll
 Ben Wait, Commercial Dispatch
 @bcwait

MISSISSIPPI STATE TV/RADIO ROSTER



1 Fred Thomas
SR | G | 6-5 | 210
Jackson, MS



4 Johnny Zuppardo
SR | F | 6-8 | 226
Bay St. Louis, MS



5 Joe Strugg
FR | F | 6-9 | 192
Montgomery, AL



10 Carter Holmes
SO | F | 6-0 | 185
Jackson, MS



11 Quindary Weatherspoon
FR | G | 6-4 | 202
Canton, MS



13 Xavian Stapleton
SO | G | 6-7 | 203
Flora, MS



14 Malik Newman
FR | G | 6-3 | 190
Jackson, MS



15 I.J. Ready
JR | G | 5-11 | 170
North Little Rock, AR



20 Gavin Ware
SR | F | 6-9 | 260
Starkville, MS



21 Reggie Patterson
JR | G | 6-4 | 168
Baldwyn, MS



23 Travis Daniels
SR | G | 6-7 | 225
Tuscaloosa, AL



24 Jett Jobe
FR | G | 6-4 | 181
Tuttle, OK



32 Craig Sword
SR | G | 6-3 | 197
Montgomery, AL



33 Elijah Staley
FR | F | 6-7 | 235
Marietta, GA



35 Aric Holman
FR | F | 6-10 | 212
Owensboro, KY



Ben Howland
Head Coach
1st Year



George Brooks
Assistant Coach
6th Year



Korey McCray
Assistant Coach
1st Year



Ernie Zeigler
Assistant Coach
1st Year



Jason Ludwig
Director of Operations
1st Year

TALE OF THE TAPE

| 2015-16 STATS | PPG | FG% | 3FG% | FT% | RB | RBM | A | T | TM | S | B |
|------------------------------|------|------|------|------|------|------|------|------|------|-----|-----|
| Mississippi State (7-5, 0-0) | 78.4 | 48.0 | 30.9 | 74.8 | 34.8 | -0.7 | 14.6 | 12.1 | +0.4 | 6.0 | 4.3 |
| Texas A&M (11-2, 1-0) | 80.6 | 48.4 | 38.4 | 63.7 | 39.2 | +5.3 | 19.4 | 12.8 | +3.2 | 7.9 | 3.9 |

| Leaders | Scoring | Rebounds | Assists | Steals | Blocks |
|-----------|-------------|------------|---------------------|--------------|-----------------|
| MSU | Ware, 17.7 | Ware, 7.8 | Ready, 4.6 | Sword, 1.4 | Ware/Sword, 1.3 |
| Texas A&M | Jones, 16.3 | Jones, 6.4 | Caruso/Collins, 4.7 | Caruso, 12.4 | Davis, 1.2 |

Last Time Out For Texas A&M

- ✓ Beat Arkansas on Saturday, 92-69.
- ✓ Jalen Jones had a game-high 28 points, while Danuel House added 14.
- ✓ TAMU forced 15 turnovers and had 10.
- ✓ The Aggies also collected 11 steals.
- ✓ Montreat won the boards, 40-30.
- ✓ Texas A&M was 32-65 shooting, 11-26 from long range, while Arky was 24-59, 6-16.
- ✓ Tonny Trocha-Morelos had 10 rebounds to go with his 10 points.

Last Time Out For Mississippi State

- ✓ MSU led from start to finish en route to a 71-48 win.
- ✓ Gavin Ware paced MSU with 16 points and 9 rebounds.
- ✓ MSU forced 13 turnovers and had 11, while dishing out 18 assists.
- ✓ MSU lost the battle of the boards, 48-38.
- ✓ MSU was 28-54 shooting and 9-13 beyond the arc, while NCCU was 17-72, 5-30.
- ✓ MSU had 8 steals and 5 blocked shots.

Next Four For MSU

January 9

Who: Arkansas | Where: Fayetteville, AR
Time: 2:30 p.m. | TV: SECN

January 12

Who: Kentucky | Where: Lexington, KY
Time: 6 p.m. | TV: ESPN or SEC Network

January 16

Who: Tennessee | Where: Starkville, MS
Time: 2:30 p.m. | TV: SEC Network

January 19

Who: Florida | Where: Gainesville, FL
Time: 6 p.m. | TV: ESPNU

A LOOK AT THE SEC

2015-16 SEC Standings

| | SEC | | Overall | |
|-------------------|-----|-------|---------|-------|
| LSU | 2-0 | 1.000 | 9-5 | .643 |
| Florida | 1-0 | 1.000 | 9-4 | .692 |
| South Carolina | 1-0 | 1.000 | 14-0 | 1.000 |
| Texas A&M | 1-0 | 1.000 | 11-2 | .846 |
| Arkansas | 1-1 | .500 | 7-7 | .500 |
| Auburn | 1-1 | .500 | 7-6 | .539 |
| Kentucky | 1-1 | .500 | 11-3 | .786 |
| Mississippi State | 0-0 | .000 | 7-5 | .583 |
| Missouri | 0-0 | .000 | 7-6 | .539 |
| Alabama | 0-0 | .000 | 9-3 | .750 |
| Georgia | 0-1 | .000 | 7-4 | .636 |
| Ole Miss | 0-1 | .000 | 10-3 | .769 |
| Tennessee | 0-1 | .000 | 7-6 | .539 |
| Vanderbilt | 0-2 | .000 | 8-6 | .571 |

As of January 6, 2016

Recent Scores

December 30 (Wednesday)
South Carolina 78, Francis Marion 56
Dayton 85, Arkansas 81
Vanderbilt 86, Western Michigan 61

December 31 (Thursday)
Mississippi State 71, N.C. Central 48

January 2 (Saturday)
Auburn 83, Tennessee 77
Alabama 68, Norfolk State 49
Missouri 81, Savannah State 50
Texas A&M 92, Arkansas 69
South Carolina 86, Memphis 76
Kentucky 83, Ole Miss 61
Florida 77, Georgia 63
LSU 90, Vanderbilt 82

January 5 (Tuesday)
South Carolina 81, Auburn 69
LSU 85, Kentucky 67
Arkansas 90, Vanderbilt 85

Upcoming Games

January 6 (Wednesday)
Missouri at Georgia, 5:30 p.m.
Florida at Tennessee, 6 p.m.
Texas A&M at Mississippi State, 7:30 p.m.

January 7 (Thursday)
Alabama at Ole Miss, 8 p.m.

January 9 (Saturday)
Texas A&M at Tennessee, noon
LSU at Florida, 12:30/3:30 p.m.
Vanderbilt at South Carolina, 2 p.m.
Mississippi State at Arkansas, 2:30 p.m.
Kentucky at Alabama, 5 p.m.
Georgia at Ole Miss, 7:30 p.m.
Auburn at Missouri, 8 p.m.

January 12 (Tuesday)
Mississippi State at Kentucky, 6 p.m.
Florida at Texas A&M, 6 p.m.
Auburn at Vanderbilt, 8 p.m.
Arkansas at Missouri, 8 p.m.

A Look Back . . .

MSU PLAYERS VERSUS TEXAS A&M

| Player | G-GS | Mins | FGM-FGA | Pct | 3GM-3GA | Pct | FTM-FTA | Pct | Rebs | Ast | TO | BS | Stl | Pts |
|---------|------|------|---------|------|---------|------|---------|-------|--------|-----|----|----|-----|---------|
| Daniels | 1-1 | 35 | 5-16 | .313 | 4-8 | .500 | 0-2 | .000 | 7-7.0 | 2 | 1 | 0 | 0 | 14-14.0 |
| Ready | 2-2 | 47 | 8-18 | .444 | 3-9 | .333 | 4-4 | 1.000 | 2-1.0 | 5 | 4 | 0 | 3 | 23-11.5 |
| Sword | 4-4 | 98 | 13-31 | .419 | 5-10 | .500 | 12-19 | .632 | 11-2.8 | 10 | 13 | 3 | 3 | 43-10.8 |
| Thomas | 4-2 | 119 | 12-30 | .400 | 6-18 | .333 | 7-8 | .875 | 17-4.3 | 7 | 3 | 2 | 3 | 37-9.3 |
| Ware | 4-4 | 121 | 17-28 | .607 | 0-0 | .000 | 12-18 | .667 | 23-5.8 | 2 | 7 | 3 | 4 | 46-11.5 |



Last year in a 74-70 loss at Texas A&M, I.J. Ready had a team-high 18 points on 6-13 shooting. He also had 4 assists



In College Station, Travis Daniels hauled in 7 rebounds to go along with his 14 points and 2 assists.



Fred Thomas had the hot hand from long range, hitting 4 of his 8 attempts. As a team, MSU was 10-23 beyond the arc.

Humphrey Coliseum History

First Game:..... Dec. 1, 1975; MSU 85, Indiana St. 82
Overall Record:..... 413-167 (.712)
Non-Conference Record:..... 206-35 (.855)
SEC Record:.....207-132 (.611)

Humphrey Coliseum Yearly Records

| Year | Attn. | Avg. | Record (SEC) |
|---------|---------|-------|--------------|
| 1975-76 | 70,081 | 5,006 | 0-4 (5-4) |
| 1976-77 | 76,232 | 5,082 | 11-4 (5-4) |
| 1977-78 | 72,025 | 5,540 | 11-2 (8-1) |
| 1978-79 | 99,906 | 7,136 | 11-3 (7-2) |
| 1979-80 | 67,209 | 6,721 | 6-4 (5-4) |
| 1980-81 | 48,214 | 4,018 | 6-6 (3-6) |
| 1981-82 | 56,414 | 4,030 | 7-7 (3-6) |
| 1982-83 | 68,416 | 5,263 | 11-2 (7-2) |
| 1983-84 | 61,508 | 4,393 | 6-8 (3-6) |
| 1984-85 | 89,370 | 6,384 | 11-3 (7-2) |
| 1985-86 | 43,927 | 3,379 | 4-9 (3-6) |
| 1986-87 | 40,715 | 2,908 | 7-7 (3-6) |
| 1987-88 | 54,074 | 4,160 | 9-4 (5-4) |
| 1988-89 | 74,344 | 5,719 | 9-4 (5-4) |
| 1989-90 | 74,623 | 5,740 | 9-4 (5-4) |
| 1990-91 | 102,072 | 7,852 | 12-1 (8-1) |
| 1991-92 | 72,142 | 5,549 | 8-5 (4-4) |
| 1992-93 | 61,172 | 4,706 | 10-3 (5-3) |
| 1993-94 | 88,687 | 6,335 | 10-4 (5-3) |
| 1994-95 | 80,681 | 6,723 | 11-1 (7-1) |
| 1995-96 | 97,996 | 7,538 | 10-3 (6-2) |
| 1996-97 | 74,275 | 5,305 | 10-4 (5-3) |
| 1997-98 | 77,954 | 5,996 | 7-6 (2-6) |
| 1998-99 | 70,257 | 5,018 | 12-2 (6-2) |
| 1999-00 | 61,764 | 4,412 | 10-4 (4-4) |
| 2000-01 | 77,654 | 4,568 | 13-4 (6-2) |
| 2001-02 | 79,642 | 5,689 | 13-1 (7-1) |
| 2002-03 | 98,312 | 7,022 | 12-2 (7-1) |
| 2003-04 | 111,940 | 7,996 | 12-2 (6-2) |
| 2004-05 | 103,031 | 7,925 | 11-2 (6-2) |
| 2005-06 | 90,875 | 5,680 | 11-5 (5-3) |
| 2006-07 | 123,736 | 6,512 | 16-3 (6-2) |
| 2007-08 | 106,672 | 7,111 | 12-3 (7-1) |
| 2008-09 | 157,111 | 8,728 | 13-5 (5-3) |
| 2009-10 | 116,919 | 6,878 | 13-4 (6-2) |
| 2010-11 | 97,069 | 5,710 | 12-5 (5-3) |
| 2011-12 | 152,363 | 8,019 | 15-4 (6-2) |
| 2012-13 | 94,092 | 6,721 | 7-7 (3-6) |
| 2013-14 | 123,743 | 6,875 | 11-7 (3-6) |
| 2014-15 | 106,946 | 6,291 | 9-8 (3-6) |
| 2015-16 | 36,035 | 6,006 | 5-1 |

vs. SEC Opponents

| Opponent | GP | W | L | PCT. | Str. |
|-------------|----|----|----|------|------|
| Alabama | 39 | 22 | 17 | .564 | L2 |
| Arkansas | 23 | 17 | 6 | .739 | L2 |
| Auburn | 39 | 27 | 12 | .692 | W5 |
| Florida | 28 | 14 | 14 | .500 | L2 |
| Georgia | 29 | 18 | 11 | .621 | L3 |
| Kentucky | 29 | 9 | 20 | .310 | L4 |
| LSU | 29 | 24 | 15 | .615 | W1 |
| Missouri | 3 | 2 | 1 | .667 | W1 |
| Ole Miss | 40 | 32 | 8 | .800 | L1 |
| S. Carolina | 12 | 9 | 3 | .750 | L1 |
| Tennessee | 29 | 14 | 15 | .483 | L2 |
| Texas A&M | 2 | 1 | 1 | .500 | W1 |
| Vanderbilt | 28 | 19 | 9 | .669 | W1 |

MSU KNOWS HOW TO WIN GAMES AT 'THE HUMP'

Over the course of the last decade, Mississippi State's Humphrey Coliseum has become a difficult venue for opposing teams. Last year, MSU was 9-8, including a 6-2 mark against non-conference foes. This year, the MSU is 5-1.

The Bulldogs have compiled a 41-season composite record of 413-167 (.712) at "The Hump" since Mississippi State's basketball facility opened prior to the 1975-76 campaign.

TRACKING MSU'S HOME SUCCESS UNDER BEN HOWLAND

| Season | Overall | | SEC | | Non-SEC | |
|---------------|------------|-------------|--------|-------|------------|-------------|
| | Record | Win % | Record | Win % | Record | Win % |
| 2015-16 | 5-1 | .833 | | | 5-1 | .833 |
| Totals | 5-1 | .833 | | | 5-1 | .833 |

A LOOK AT THE HISTORY OF HUMPHREY COLISEUM**LARGEST CROWDS
AT THE HUMP**

| Crowd | Opponent | Date |
|--------|----------|---------|
| 10,788 | Kentucky | 2-16-10 |
| 10,735 | Ole Miss | 2-7-04 |
| 10,645 | Ole Miss | 2-23-02 |
| 10,541 | Florida | 1-7-03 |
| 10,458 | Auburn | 3-2-04 |
| 10,437 | Alabama | 2-21-04 |
| 10,432 | Alabama | 3-5-05 |
| 10,432 | Kentucky | 1-13-04 |
| 10,429 | Ole Miss | 2-15-03 |
| 10,421 | Ole Miss | 1-26-08 |
| 10,412 | Ole Miss | 1-13-09 |
| 10,364 | Ole Miss | 2-9-12 |
| 10,338 | Florida | 1-24-07 |
| 10,315 | Kentucky | 1-9-96 |

**INDIVIDUAL MSU
RECORDS AT THE HUMP**

Most Points Scored
40, Rickey Brown (Auburn, 3-7-77)

Most Rebounds
24, Wiley Peck (Alabama, 1-27-79)

Most Assists
15, Al Perry (Vanderbilt, 1-29-77)

**TEAM MSU
RECORDS AT THE HUMP**

Most Points Scored
123, Troy State (12-5-95)

Most Rebounds
75, Mississippi Valley St. (11-21-00)

Most Consecutive Wins
14, 1-22-03 to 1-10-04

NEWMAN, WEATHERSPOON EARN SEC HONOR

■ Even before league play starts, Malik Newman and Quindary Weatherspoon have both been tabbed freshman of the week by the SEC.

Following his 16-point, 3-rebound performance against UT Martin on Nov. 28, Quindary Weatherspoon was tabbed the SEC's Freshman of the Week.

He was the first MSU freshman to earn the honor since Gavin Ware and Craig Sword in 2012-13.

Newman won his honor following the 93-69 win against Northern Colorado in Jackson with his 20-point performance on 6-11 shooting.

WARE TABBED SEC POW

■ After scoring a career-high 26 points and grabbing 13 rebounds in the season opener against Eastern Washington, senior forward Gavin Ware was named the first SEC Player of the Week this season.

It's the second league honor for Ware, who was named SEC Freshman of the Week on Dec. 24, 2013.

He was also the first Bulldog to earn POW honors since Craig Sword on Dec. 2, 2014.

WARE MAKING REBOUNTING MOVES

■ Senior forward Gavin Ware currently has 748 rebounds, the 10th most in school and 111 shy of moving into MSU's all-time Top 5.

Rebounding Chart

| | |
|----------------------|-------|
| 1. Bailey Howell | 1,277 |
| 2. Jarvis Varnado | 1,096 |
| 3. Rickey Brown | 1,092 |
| 4. Wiley Peck | 964 |
| 5. Erick Dampier | 859 |
| 6. Tyrone Washington | 847 |
| 7. Kalpatrick Wells | 830 |
| 8. Dave Williams | 772 |
| 9. Jack Houston | 753 |
| 10. Gavin Ware | 748 |
| 11. Jerry Jenkins | 713 |
| 12. Leland Mitchell | 705 |
| 13. Charles Rhodes | 691 |
| T14. Jamont Gordon | 677 |
| T14. Tang Hamilton | 677 |

SWORD STEALING RECORD

■ Senior guard Craig Sword currently has 161 career steals, which ranks T6th all-time in MSU history with for All-SEC great Timmy Bowers.

Ray White (1976-79) owns the record with 217.

Steals Chart

| | |
|----------------------|-----|
| 1. Ray White | 217 |
| 2. Derrick Zimmerman | 205 |
| 3. Dee Bost | 193 |
| 4. Chuck Evans | 165 |
| 5. Barry Stewart | 162 |
| T6. Craig Sword | 161 |
| T6. Timmy Bowers | 161 |
| 8. Tony Watts | 154 |
| 9. Winsome Frazier | 147 |
| 10. Darryl Wilson | 140 |

SWORD, WARE MOVING UP MSU SCORING CHARTS

■ Last year, Craig Sword became the 34th player in school history to score 1,000 points for career, while earlier this year Gavin Ware became the latest member.

A CLOSER LOOK AT MSU

Sword currently ranks 21st all-time with 1,234. He needs just 11 more points to tie Jerry Graves for the 20th most in MSU history. Ware is currently 32nd with 1,113, three behind Red Stroud for the 31st most.

Here's a closer look at Mississippi State's scoring history . . .

Scoring Leaders

| | |
|------------------------|-------|
| 1. Jeff Malone | 2,142 |
| 2. Bailey Howell | 2,030 |
| 3. Jim Ashmore | 1,918 |
| 4. Rickey Brown | 1,838 |
| 5. Ray White | 1,652 |
| 10. Jerry Jenkins | 1,503 |
| 20. Jerry Graves | 1,245 |
| 21. Craig Sword | 1,234 |
| 22. Erick Dampier | 1,231 |
| T23. Dave Williams | 1,219 |
| T23. Leland Mitchell | 1,219 |
| 24. Mario Austin | 1,199 |
| 26. Marckell Patterson | 1,168 |
| 27. Gary Hooker | 1,144 |
| 28. Wiley Peck | 1,136 |
| 29. Greg Carter | 1,123 |
| 30. Tyrone Washington | 1,119 |
| 31. W.D. "Red" Stroud | 1,116 |
| 32. Gavin Ware | 1,113 |
| 33. Larry Fry | 1,079 |
| 34. Lawrence Roberts | 1,048 |
| 35. Greg Lockhart | 1,042 |

WARE LOOKING TO JOIN ELITE 1,000/800 CLUB

■ Currently, only six players in Mississippi State history have totaled 800 rebounds and 1,000 points.

However, senior forward Gavin Ware is on pace to join that group.

The six players who have achieved that feat are Bailey Howell (2,030 pts, 1,277 rbs), Jarvis Varnado (1,403 pts, 1,096 rbs), Rickey Brown (1,838 pts, 1,092 rbs), Wiley Peck (1,136 pts, 964 rbs), Erick Dampier (1,231 pts, 859 rbs) and Tyrone Washington (1,119 pts, 847 rbs).

Ware now has 1,113 points and 748 boards.

A CLOSER LOOK AT SEC OPENERS

■ Mississippi State is 45-37 all-time in SEC openers. At home, the Bulldogs are 30-17. On the road, they are 15-19. In neutral site affairs, MSU is 0-1.

MSU has played Auburn the most (21 games), while the Bulldogs have collected 10 wins against Auburn and LSU to lead the way. The most losses have come against Auburn (11).

Last year, MSU opened with Kentucky at the Hump, dropping an 85-63 decision to the Wildcats.

| Team | Record |
|---------------------|--------|
| Alabama | 2-4 |
| Arkansas..... | 3-1 |
| Auburn..... | 10-11 |
| Florida..... | 5-7 |
| Georgia..... | 1-1 |
| Kentucky..... | 2-3 |
| LSU..... | 10-1 |
| Ole Miss..... | 3-1 |
| South Carolina..... | 3-0 |
| Tennessee | 3-4 |
| Vanderbilt..... | 3-3 |

WARE AIMING FOR 20.0 POINTS

■ Senior forward Gavin Ware is currently averaging a team-best 17.7 points after having 16 against North Carolina Central, which is also fifth in the SEC.

Mississippi State hasn't had a player finish a season averaging 20 or more points since Jeff Malone averaged 26.8 in 1983.

In 1981, Malone, who went on to enjoy a stellar NBA career with Washington and Utah, averaged 20.1 points.

In 1996, the year the Bulldogs advanced to the Final Four, Darryl Wilson was close at 17.8.

HOWLAND LOOKING TO JOIN ELITE CLUB IN TERMS OF NCAA

■ Ben Howland enters his first season at Mississippi State looking to achieve a feat only 12 coaches have ever done, and that's lead four different teams to the NCAA Tournament.

Howland has already guided Northern Arizona, Pittsburgh and UCLA to the Big Dance.

The first 12 coaches to do so are Lon Kruger, Steve Alford, John Beilein, Lefty Driesell, Cliff Ellis, Larry Eustachy, Jim Harrick, Fran McCaffery, Tom Penders, Tubby Smith, Rick Pitino and Ed-die Sutton.

HIGH FREE THROW PERCENTAGE

■ Mississippi State currently leads the SEC with its .748 free throw percentage. The school record is 76.9 percent in 1967-68. The Bulldogs haven't eclipsed .700 since 2011-12 when they were .710.

In its last outing against North Carolina Central at the Hump, MSU was 9-13.

READY HAS FIRST DOUBLE-DOUBLE

■ Junior guard I.J. Ready posted his first double-double against Missouri State in Puerto Rico with 13 points and a career-high 11 assists.

SEASON HIGHS IN STEALS, ASSISTS

■ Against Northern Colorado in a 91-68 win in Jackson on Dec. 23, the Bulldogs recorded season high in assists (21) and steals (8).

I.J. Ready accounted for 11 assists, which tied his career best set against Missouri State in Puerto Rico back in November.

The Bulldogs also had season highs in free throws made (21) and attempted (26).

MSU SHOOTS LIGHTS OUT VS. EWU

■ Against Eastern Washington in a 106-88 victory, MSU shot 62.1 percent (41-66) from the floor. It was the first time it shot 60 percent or better since hitting 60.4 percent (29-48) against Auburn on Feb. 4, 2012.

It also marked the first time the Bulldogs scored 100 points in a season opener for the first time since opening the 1998-99 campaign with a 105-53 win against Arkansas-Pine Bluff.

All-time, the Bulldogs have eclipsed the 100-point mark 53 times.

SWORD, WARE LEAD SEC

■ Of all current players in the SEC, Craig Sword leads all scorers with 1,234 points, while Gavin Ware is tops with 748 rebounds. Ware is also third with 1,113 points. In addition, Sword has 161 steals, second only to Texas A&M's Alex Caruso, who has 228.

2015-16 MISSISSIPPI STATE NOTES

PRESEASON ALL-SEC & POLL

■ In the preseason polls voted on by the media, freshman Malik Newman was tabbed second-team All-SEC. Last March, senior guard Craig Sword earned second-team honors but didn't make the preseason list this year.

As a team, the Bulldogs were picked to finish 8th under first-year coach Ben Howland after concluding the 2015 campaign tied for 11th.

In the Coaches Poll, both Sword and Newman were named second-team All-SEC.

Preseason Poll

| | |
|-------------------|----------------------|
| 1. Kentucky | 8. Mississippi State |
| 2. Vanderbilt | 9. Ole Miss |
| 3. Texas A&M | 10. Auburn |
| 4. LSU | 11. Arkansas |
| 5. Georgia | 12. Tennessee |
| 6. Florida | 13. Alabama |
| 7. South Carolina | 14. Missouri |

MSU COACHING DEBUTS

■ Since 1948, Mississippi State has had 10 head coaches. Of the group, only five have had winning seasons in their first year at the helm.

And of that group, only one had 20 wins, and that was Rick Stansbury in 1999 when the Bulldogs posted a 20-13 ledger en route to advancing to the NIT, where they lost to Colorado State in the opening round, 69-56.

Coaching Debut in Modern Era

| | | |
|------|------------------|-------|
| 1948 | Paul Gregory | 6-12 |
| 1956 | Babe McCarthy | 12-12 |
| 1966 | Joe Dan Gold | 14-11 |
| 1971 | Kermit Davis | 15-10 |
| 1978 | Ron Greene | 18-9 |
| 1979 | Jim Hatfield | 19-9 |
| 1982 | Bob Boyd | 8-19 |
| 1987 | Richard Williams | 7-21 |
| 1999 | Rick Stansbury | 20-13 |
| 2013 | Rick Ray | 10-22 |
| 2016 | Ben Howland | 7-5 |

A LOOK AT MSU vs. RANKED FOES

■ Entering the 2015-16 campaign, Mississippi State has lost 10-straight games to ranked opponents and 12 out of the last 15.

Below is a closer look at those games.

| Date | Team | Score | Rank |
|----------|----------------|---------------|------|
| 02-25-15 | Kentucky | L, 74-56 | 1 |
| 02-21-15 | Arkansas | L, 65-61 | 17 |
| 01-20-14 | Florida | L, 62-51 | 3 |
| 01-08-14 | Kentucky | L, 85-63 | 14 |
| 02-09-13 | Florida | L, 83-55 | 2 |
| 02-06-13 | Ole Miss | L, 93-75 | 23 |
| 01-26-13 | Florida | L, 82-47 | 7 |
| 11-19-12 | North Carolina | L, 95-49 | 11 |
| 02-21-12 | Kentucky | L, 73-64 | 1 |
| 02-28-12 | Florida | L, 69-57 | 13 |
| 11-18-11 | Arizona | W, 67-57 | 15 |
| 11-17-11 | Texas A&M | W, 69-60 | 18 |
| 02-29-11 | Florida | W, 71-64 | 24 |
| 02-27-11 | Vanderbilt | L, 81-74 | 19 |
| 03-14-10 | Kentucky | L, 75-74 (ot) | 2 |

NEWMAN ONE OF 50 NAMED TO WOODEN WATCH LIST

■ Malik Newman has been named to the Men's Preseason Top 50 Wooden Award watch list.

He's in his first season at MSU after a standout prep career that saw him become a McDonald's All-American and ranked the No.

1 shooting guard in the country by ESPN after leading Callaway to four-straight state titles. The Jackson, Miss., native made his Bulldog debut against Southern on Nov. 16, tallying 6 points, 3 assists and 2 rebounds. On the year, he's averaging 13.1 points.

On the women's side, Victoria Vivians is on the Wooden Award Women's Preseason Top 30 watch list to make MSU one of only nine schools in the nation, including one of just two SEC programs, to boast candidates on each list.

Newman is also one of 50 players on the Naismith Trophy early season watch list.

STALEY ADDED TO ROSTER

■ Freshman Elijah Staley was added to the roster in early December.

He saw his first action at Florida State, where in 6 minutes of action, he had one rebound and 1 steal and missed his long field goal attempt.

He scored his first point against North Carolina Central on a free throw late in the second half.

The redshirt freshman from Marietta, Ga., is also a back-up quarterback on the football team. He's appeared in two games this season and has rushed for 18 yards. He was also with the team in Charlotte for the 51-28 Belk Bowl win against N.C. State.

A year ago, he briefly practiced with the basketball team once football concluded, but a knee injury sidelined him in January.

In high school, Staley was a Class 6A first-team All-State selection by the Atlanta Journal-Constitution as junior, averaging 18.0 points and 9.5 rebounds.

He led his Wheeler High School team to a 21-9 ledger and a berth to the state semifinals.

His career high of 40 points came against Etowah in 2013.

In football his senior season, was ranked as the 18th-best quarterback in the country according to ESPN.

HOUSTON, NDOYE LEAVE TEAM

■ Sophomore forwards Demetrius Houston and Fallou Ndoeye are no longer on the basketball team.

Houston appeared in just one game this season, scoring 2 points against Eastern Washington. Ndoeye played in six games and had 2 points and 7 rebounds.

SEASON-OPENING SELLOUT

■ Mississippi State ushered in the Ben Howland era with a sellout against Eastern Washington.

It was the Bulldogs' first sellout since Feb. 21, 2012, against Kentucky.

MSU's game against the Eagles also featured a double-digit rally from 10 points down. Only once last year did MSU overcome a double-digit deficit to post a win — 12 vs. Vanderbilt.

MSU YIELDS 105 POINTS TO MIAMI

■ In the opening round of the Puerto Rico Tip-Off, Mississippi State dropped a 105-79 decision to the Miami Hurricanes.

It was the first time the Bulldogs allowed 100-plus point since a 101-96 setback to UMass in overtime on 3-13-12.

It was the 35th time in school history a team has scored 100-plus points against MSU.

AUSTIN NAMED 2016 SEC LEGEND

■ Mario Austin has been named the 2016 SEC Legend.

Austin, a native of York, Ala., played for the Bulldogs from 2001-03 and led MSU to the 2002 SEC Tournament title and two NCAA Tournaments.

The All-SEC standout currently ranks 24th all-time with 1,199 points

He'll be recognized at the SEC Tournament next March in Nashville.

All-Time MSU Legends

| | |
|-------|------------------|
| 1999: | Bailey Howell |
| 2000: | Jim Ashmore |
| 2001: | W.D. Stroud |
| 2002: | Jeff Malone |
| 2003: | Joe Dan Gold |
| 2004: | Greg Carter |
| 2005: | Jack Bouldin |
| 2006: | Rickey Brown |
| 2007: | Richard Williams |
| 2008: | Wiley Peck |
| 2009: | Tony Watts |
| 2010: | Kermit Davis |
| 2011: | Darryl Wilson |
| 2012: | Chuck Evans |
| 2013: | Horatio Webster |
| 2014: | Erick Dampier |
| 2015: | Doug Hutton |
| 2016: | Mario Austin |

A HOMECOMING OF SORTS

■ When Mississippi State defeated Northern Colorado 93-69 on Dec. 23, it was a homecoming for five MSU players.

The players are Fred Thomas (Jackson), Carter Holmes (Jackson), Quindary Weatherspoon (Canton), Xavian Stapleton (Flora) and Malik Newman (Jackson). Newman, Thomas and Weatherspoon combined for 43 points.

BREAKDOWN OF GAMES IN JACKSON

■ Mississippi State is now 17-6 all-time at Mississippi Coliseum following the Dec. 23 win against Northern Colorado. Here's the breakdown . . .

| DATE | OPPONENT | W/L | SCORE |
|----------|---------------------|-----|--------|
| 12-15-62 | Memphis State | W | 77-66 |
| 01-28-63 | Southern Miss | W | 62-52 |
| 12-14-63 | Memphis State | L | 73-65 |
| 12-16-63 | Southern Miss | L | 65-60 |
| 12-29-64 | Mississippi College | L | 72-57 |
| 12-30-64 | Delta State | W | 82-63 |
| 01-28-65 | Arkansas | L | 84-69 |
| 12-18-78 | Iowa State | W | 80-70 |
| 12-15-80 | Southern Miss | L | 68-53 |
| 11-30-85 | Jackson State | W | 77-62 |
| 12-16-87 | McNeese State | W | 76-66 |
| 11-17-98 | Arkansas-Pine Bluff | W | 105-53 |
| 12-18-02 | Georgia State | W | 78-54 |
| 12-22-04 | Jacksonville State | W | 95-53 |
| 12-15-05 | Jacksonville State | W | 104-80 |
| 12-21-06 | New Orleans | W | 89-63 |
| 01-05-08 | Lafayette | W | 77-53 |
| 12-22-08 | Nicholls State | W | 77-68 |
| 12-22-09 | Centenary | W | 88-51 |
| 12-22-11 | Northwestern State | W | 82-67 |
| 12-22-13 | Central Arkansas | W | 79-72 |
| 12-20-14 | USC Upstate | L | 53-51 |
| 12-23-15 | Northern Colorado | W | 93-69 |

2015-16 MISSISSIPPI STATE NOTES

BULLDOGS INVITED TO CHARLESTON

■ Mississippi State will participate in the 2016 Gildan Charleston Classic next November.

The other teams competing are Boise State, College of Charleston, Central Florida, UTEP, Villanova, Wake Forest and Western Michigan.

FIVE SENIORS RETURN

■ Mississippi State's roster features five seniors — Travis Daniels, Craig Sword, Fred Thomas, Gavin Ware and Johnny Zuppardo.

In the SEC, only Texas A&M has more seniors with six.

ALABAMA ROSTER FLAVOR

■ A quick glance at Mississippi State's roster reveals one very strong common thread — the state of Alabama.

Player wise, the roster features four players from Alabama — Travis Daniels, Demetrius Houston, Joe Strugg and Craig Sword.

In addition, the coaching staff has one tie in George Brooks, a native of Lafayette, Ala.

BULLDOGS SIGN 6 IN NOVEMBER

■ Mississippi State took advantage of the early signing period on Nov. 11 and signed six players — one 5-star and five 4-stars — to give MSU one of its best classes in school history.

5-star standout Mario Kegler, a Mississippi native and former Callaway teammate with Malik Newman, is in his final year at Oak Hill Academy in Virginia. He is joined by heralded 4-stars Abdul Ado (Chattanooga, Tenn.), Tyson Carter (Starkville, Miss.), Lamar Peters (New Orleans), Eli Wright (Owensboro, Ky.) and Schnider Herard (Plano, Texas).

In the rankings, they are 4th by Rivals, 5th by Scout and 6th by ESPN and 247 Sports. Three signees rank in ESPN's Top 100 — Kegler (32), Herard (62) and Ado (68).

2015-16 MISSISSIPPI STATE MISCELLANEOUS STATS/SEC STANDINGS

CHARTING THE BULLDOGS

| Dunks | | Scored First Points | |
|-------------------------|------------|----------------------------------|---------------------|
| Gavin Ware | 20 | Gavin Ware | 5 |
| Craig Sword | 11 | Craig Sword | 3 |
| Travis Daniels | 3 | Malik Newman | 2 |
| Quinnndary Weatherspoon | 3 | I.J. Ready | 2 |
| Aric Holman | 1 | How First Points Were Scored | |
| Fred Thomas | 1 | 3-pointer | 3 |
| Fallou Ndoye | 1 | Jumper | 5 |
| Charges Drawn | | Layup | 3 |
| Craig Sword | 2 | Dunk | 1 |
| Quinnndary Weatherspoon | 2 | Free Throw | |
| Johnny Zuppardo | 2 | Final Three Minutes From FT Line | |
| Fallou Ndoye | 2 | Craig Sword | 2-2 (.100) |
| Fred Thomas | 1 | I.J. Ready | 5-6 (.833) |
| Point Distribution (%) | | Fred Thomas | 2-2 (1.000) |
| Senior | 557 (59.2) | Reggie Patterson | 1-1 (1.000) |
| Junior | 130 (13.8) | Elijah Staley | 1-2 (.500) |
| Sophomore | 4 (0.4) | Malik Newman | 1-4 (.250) |
| Freshman | 250 (26.6) | Travis Daniels | 0-2 (.000) |
| TOTAL: | 941 | TOTAL | 15-24 (.625) |
| First Sub | | Opponent Total | 27-44 (.614) |
| Johnny Zuppardo | 7 | | |
| Quinnndary Weatherspoon | 6 | | |
| Fred Thomas | 3 | | |
| Malik Newman | 2 | | |
| Fallou Ndoye | 1 | | |
| Gavin Ware | 1 | | |

DIFFERENCE BETWEEN WINNING AND LOSING

| Wins | Stat | Losses |
|------------|-----------------------|--------|
| 83.6..... | Points | 71.2 |
| 65.4..... | Opp. Points | 83.4 |
| +18.1..... | Scoring Margin | -12.2 |
| 53.2..... | FG% | 40.8 |
| 41.2..... | Opp. FG% | 49.5 |
| 31.0..... | 3FG% | 30.8 |
| 26.7..... | Opp. 3FG% | 35.0 |
| 78.2..... | FT% | 70.1 |
| 63.3..... | Opp. FT% | 72.4 |
| 35.3..... | Rebounds | 34.0 |
| 34.0..... | Opp. Rebounds | 37.6 |
| +1.3..... | Rebound Margin | -3.6 |
| 17.1..... | Assists | 11.0 |
| 10.3..... | Turnovers | 14.6 |
| +2.7..... | Turnover Margin | -2.8 |
| 7.1..... | Steals | 4.4 |
| 4.9..... | Blocks | 3.6 |

BULLDOGS IN SEC

| CATEGORY | RANK |
|-----------------------------|------|
| Scoring offense | 8 |
| Scoring defense | 10 |
| FG% | 2 |
| FG% defense | 14 |
| 3PT FG% | 12 |
| 3PT FG% defense | 2 |
| FT% | 1 |
| Rebounds | 13 |
| Rebounds allowed | 6 |
| Rebound margin | 11 |
| Assists | 5 |
| Blocked shots | 9 |
| Steals | 10 |
| Turnover margin | 9 |
| Assist/Turnover ratio | 6 |

SEASON AND CAREER TOTALS

| | 2015-16 | Career | | 2015-16 | Career | | 2015-16 | Career |
|-----------------------------|----------|------------|----------------------------------|---------|-----------|------------------------------------|---------|------------|
| Double-Digit Scoring | | | Double-Doubles | | | 5+ Made Free Throws | | |
| Gavin Ware | 12 (7-5) | 56 (27-29) | Gavin Ware | 3 (3-0) | 15 (12-3) | Craig Sword | 4 (1-3) | 26 (13-13) |
| Craig Sword | 7 (3-4) | 59 (26-33) | I.J. Ready | 1 (1-0) | 1 (1-0) | Fred Thomas | | 12 (8-4) |
| Fred Thomas | 2 (2-0) | 41 (22-19) | 3+ 3-Pointers | | | Gavin Ware | 1 (1-0) | 12 (7-5) |
| I.J. Ready | 6 (4-2) | 22 (11-11) | Fred Thomas | 1 (0-1) | 18 (8-10) | Travis Daniels | | 2 (1-1) |
| Travis Daniels | 2 (2-0) | 10 (6-4) | I.J. Ready | 1 (0-1) | 5 (0-4) | I.J. Ready | 1 (1-0) | 2 (2-0) |
| Malik Newman | 8 (4-4) | 8 (4-4) | Travis Daniels | 1 (0-1) | 3 (1-2) | Malik Newman | 1 (1-0) | 1 (1-0) |
| Quinnndary Weatherspoon | 5 (4-1) | 5 (4-1) | Craig Sword | | 4 (1-3) | <i>Note: Record in games in ()</i> | | |
| Fallou Ndoye | | 1 (0-1) | Malik Newman | 4 (2-2) | 4 (2-2) | | | |
| 20+ Points | | | 10+ 3-Point Attempt Games | | | | | |
| Gavin Ware | 4 (3-1) | 8 (7-1) | Thomas | | 1 (0-1) | | | |
| Craig Sword | 2 (0-2) | 14 (5-9) | 3+ Steal Games | | | | | |
| Malik Newman | 1 (1-0) | 1 (1-0) | I.J. Ready | 1 (1-0) | 9 (6-3) | | | |
| Fred Thomas | | 2 (2-0) | Fred Thomas | | 14 (8-6) | | | |
| Travis Daniels | | 1 (1-0) | Craig Sword | 1 (1-0) | 18 (8-10) | | | |
| I.J. Ready | 1 (1-0) | 1 (1-0) | Gavin Ware | 1 (1-0) | 2 (2-0) | | | |
| 30+ Points | | | Demetrius Houston | | 2 (1-1) | | | |
| Craig Sword | | 1 (0-1) | 5+ Block Games | | | | | |
| 10+ Rebounds | | | Ware | 1 (1-0) | 2 (1-1) | | | |
| Gavin Ware | 3 (3-0) | 19 (15-4) | | | | | | |
| Travis Daniels | 1 (0-1) | 1 (0-1) | | | | | | |



Ben Howland

20th Season Overall

1st Season At Mississippi State

408-211 (7-5 at MSU)

- On March 23, 2015, Ben Howland was named the 20th head coach in Mississippi State history.
- In four different stints as a head coach, Howland has a 408-211 record – Northern Arizona (79-59), Pittsburgh (89-40), UCLA (233-107) and Mississippi State (7-5).
- Led UCLA to three-consecutive Final Fours.

- In 2006, the Bruins played Florida for the national championship.
- In 2008, Howland became one of three coaches in NCAA Division I history to win at least 30 games in three-straight seasons, joining Adolph Rupp (Kentucky 1947-49) and John Calipari (Memphis, 2006-08).
- During his 10-year tenure at UCLA, the Bruins went to the NCAA Tournament seven times and won four Pac-10 regular-season crowns, while having 18 players drafted by NBA teams.
- His 97 victories from 2006-08 stand as the most by any UCLA head coach in a three-year span.
- Has been a Conference Coach of the Year in the Pac-10, Big East and Big Sky.
- His final two years at Pitt, the Panthers went 57-11 and reached the Sweet 16 both years.
- In 2003, Pittsburgh won the Big East Tournament crown and held the nation's No. 2 ranking for eight weeks in the Associated Press poll before ending the year at No. 4.
- In 2002, Howland guided the Panthers to a school-record 29 wins en route to becoming the school's first coach in 26 years to garner National Coach of the Year honors.
- Howland's first coaching gig was at Northern Arizona, where his last three teams posted 20-plus win seasons.
- In 1997, the Lumberjacks had a school-record 21 victories, captured the Big Sky regular-season title and played in the NIT.
- In 1998, Howland guided NAU to its first NCAA Tournament after capturing the Big Sky Tournament championship and second-straight regular-season crown.
- Howland spent one year as a graduate assistant at Gonzaga (1981) before becoming an assistant at California-Santa Barbara from 1982-94.
- Played two years at Santa Barbara College before transferring to Weber State, where he earned his degree in physical education in 1979.
- Howland and his wife, Kim, a former Weber State cheerleader, have two children – Meredith and Adam (Brittney) – and one grandson, Benjamin Clark Howland II.



Howland's Year-By-Year Record

Northern Arizona (1994-99)

| Year | Overall | Big Sky Record | Postseason |
|---------------|---------------------|---------------------|------------------|
| 1995 | 9-17 | 4-10 (7th) | |
| 1996 | 7-19 | 3-11 (7th) | |
| 1997 | 21-7 | 13-1 (1st) | NIT First Round |
| 1998 | 21-8 | 12-2 (1st) | NCAA First Round |
| 1999 | 21-8 | 12-4 (2nd) | |
| Totals | 79-59 (.572) | 44-28 (.611) | |

Pittsburgh (2000-03)

| Year | Overall | Big East Record | Postseason |
|---------------|---------------------|---------------------|------------------|
| 2000 | 13-15 | 5-11 (11th) | |
| 2001 | 19-14 | 7-9 (5th West) | NIT Second Round |
| 2002 | 29-6 | 13-3 (1st West) | NCAA Sweet 16 |
| 2003 | 28-5 | 13-3 (T1st West) | NCAA Sweet 16 |
| Totals | 89-40 (.690) | 38-26 (.594) | |

UCLA (2004-13)

| Year | Overall | Pac-10/12 Record | Postseason |
|---------------|-----------------------|----------------------|-------------------|
| 2004 | 11-17 | 7-11 (1T7th) | |
| 2005 | 18-11 | 11-7 (T3rd) | NCAA First Round |
| 2006 | 32-7 | 14-4 (1st) | NCAA Runner-up |
| 2007 | 30-6 | 15-3 (1st) | NCAA Final Four |
| 2008 | 35-4 | 16-2 (1st) | NCAA Final Four |
| 2009 | 26-9 | 13-5 (2nd) | NCAA Second Round |
| 2010 | 14-18 | 8-10 (T5th) | |
| 2011 | 23-11 | 13-5 (2nd) | NCAA Second Round |
| 2012 | 19-14 | 11-7 (T5th) | |
| 2013 | 25-10 | 13-5 (1st) | NCAA First Round |
| Totals | 233-107 (.685) | 121-59 (.672) | |

Mississippi State (2016)

| Year | Overall | SEC Record | Postseason |
|----------------|-----------------------|------------|------------|
| 2016 | 7-5 | | |
| Totals | 7-5 (.583) | | |
| OVERALL | 408-211 (.659) | | |

| | | | |
|-----------------------|-------|------------------------|----------------|
| Alabama | 1-0 | New Orleans | 2-0 |
| Albany | 1-0 | Norfolk State | 2-0 |
| Appalachian State | 1-0 | North Carolina AT&T | 1-0 |
| Arizona | 14-11 | North Carolina Central | 1-0 |
| Arizona State | 17-8 | Northern Arizona | 1-0 |
| Arkansas | 0-1 | Northern Colorado | 1-0 |
| Arkansas-Pine Bluff | 1-0 | Notre Dame | 5-8 |
| Belmont | 1-0 | Oakland | 2-0 |
| Boise State | 0-4 | Occidental College | 1-0 |
| Boston College | 4-2 | Ohio State | 2-0 |
| Butler | 0-1 | Oral Roberts | 0-2 |
| BYU | 2-0 | Oregon | 12-8 |
| Cal Poly | 2-2 | Oregon State | 16-4 |
| Cal State Bakersfield | 1-0 | Pacific | 1-0 |
| Cal State Fullerton | 1-1 | Penn State | 2-1 |
| Cal State Northridge | 9-2 | Pennsylvania | 1-0 |
| CSU San Bernardino | 1-0 | Pepperdine | 4-0 |
| California | 17-10 | Pittsburgh | 1-0 |
| Central Conn. State | 1-0 | Portland | 0-1 |
| Chaminade (Hawaii) | 3-0 | Portland State | 5-3 |
| Chicago State | 1-0 | Prairie View A&M | 2-0 |
| Cincinnati | 0-1 | Providence | 3-1 |
| Co. of Notre Dame | 1-0 | Rhode Island | 2-0 |
| Colorado | 2-0 | Richmond | 1-0 |
| Colorado College | 2-0 | Robert Morris | 4-0 |
| Colorado State | 1-0 | Rutgers | 6-1 |
| Concordia (Calif.) | 0-1 | Sacramento State | 7-2 |
| Connecticut | 2-3 | Sam Houston State | 2-1 |
| Coppin State | 1-0 | San Diego | 0-3 |
| Davidson | 1-0 | San Diego State | 0-1 |
| Delaware State | 2-0 | San Jose State | 1-0 |
| DePaul | 1-0 | Savannah State | 1-0 |
| Drexel | 1-0 | Seton Hall | 5-2 |
| Duquesne | 3-1 | Sonoma State | 1-0 |
| East Carolina | 0-1 | South Florida | 0-1 |
| Eastern Illinois | 1-0 | Southeast Louisiana | 1-0 |
| Eastern Washington | 11-1 | Southern University | 0-1 |
| Elon | 1-0 | Southern Cal | 14-9 |
| Florida | 0-3 | Southern Illinois | 1-0 |
| Florida International | 2-1 | Southern Utah | 3-1 |
| Florida State | 0-1 | Southwest Texas | 0-1 |
| Fresno State | 1-0 | St. Bonaventure | 2-0 |
| George Mason | 1-0 | St. Francis (N.Y.) | 2-0 |
| George Washington | 1-0 | St. Francis (Pa.) | 4-0 |
| Georgetown | 5-4 | St. Johns | 2-3 |
| Georgia | 1-1 | St. Martin's | 1-0 |
| Georgia Tech | 1-0 | Stanford | 14-7 |
| Gonzaga | 1-0 | Stephen F. Austin | 1-1 |
| Idaho | 1-3 | Syracuse | 4-5 |
| Idaho State | 8-3 | Temple | 1-0 |
| Illinois State | 1-0 | Tennessee | 0-1 |
| Indiana | 2-0 | Tennessee Martin | 1-0 |
| Indiana State | 1-0 | Texas | 1-3 |
| IUPUI | 1-0 | Texas A&M | 2-0 |
| James Madison | 1-0 | Texas Arlington | 1-1 |
| Kansas | 1-3 | Texas Tech | 0-2 |
| Kent State | 0-1 | Texas Pan American | 2-0 |
| Kentucky | 1-1 | Texas Southern | 1-0 |
| Long Beach State | 3-1 | Tulane | 1-0 |
| Louisiana Tech | 1-0 | UC Davis | 3-0 |
| Loyola Marymount | 3-2 | UC Irvine | 5-1 |
| LSU | 1-0 | UC Riverside | 2-0 |
| Marist | 1-0 | UC Santa Barbara | 0-1 |
| Marquette | 0-1 | UCLA | 0-1 |
| Maryland | 1-0 | UNLV | 0-1 |
| McNeese State | 1-0 | Utah | 2-1 |
| Memphis | 1-2 | Vermont | 1-0 |
| Mercer | 1-0 | Villanova | 3-3 |
| Miami | 3-4 | VCU | 1-3 |
| Miami (OH) | 1-0 | Virginia Tech | 2-0 |
| Michigan | 4-3 | Wagner | 2-0 |
| Michigan State | 3-1 | Washington | 10-11 |
| Middle Tenn. State | 0-1 | Washington State | 18-3 |
| Minnesota | 0-1 | Weber State | 3-9 |
| Mississippi State | 0-2 | West Virginia | 5-4 |
| Missouri-Kansas City | 0-1 | Western Illinois | 2-0 |
| MVSU | 1-0 | Western Kentucky | 1-0 |
| Missouri | 1-0 | Western Oregon | 1-0 |
| Missouri State | 1-0 | Wright State | 1-0 |
| Montana | 6-5 | Wyoming | 1-0 |
| Montana State | 9-3 | Xavier | 1-0 |
| Montana Tech | 1-0 | Yale | 1-0 |
| Morgan State | 1-0 | Youngstown State | 1-0 |
| Morris Brown | 1-0 | | |
| N. Mexico Highlands | 1-0 | TOTAL: | 408-211 |
| Nebraska | 1-1 | | |
| Nevada | 1-0 | | |
| New Mexico State | 2-0 | | |

MISSISSIPPI STATE BY THE NUMBERS

GAME-BY-GAME SPECIALTY STATS (MSU First)

| <u>Opponent</u> | <u>Paint</u> | <u>Off TO</u> | <u>2nd Chance</u> | <u>Fast Break</u> | <u>Bench</u> |
|--------------------|--------------|---------------|-------------------|-------------------|--------------|
| Eastern Washington | 54/52 | 17/12 | 19/10 | 12/4 | 20/8 |
| Southern | 20/34 | 10/24 | 8/10 | 2/10 | 16/23 |
| Miami | 32/46 | 10/26 | 5/17 | 6/8 | 25/50 |
| Texas Tech | 36/40 | 9/20 | 18/16 | 12/11 | 17/19 |
| Missouri State | 40/24 | 22/13 | 10/13 | 10/4 | 11/24 |
| UT Martin | 40/30 | 16/9 | 19/8 | 12/2 | 23/18 |
| | | | | | |
| Texas Southern | 46/40 | 21/6 | 15/18 | 10/2 | 19/11 |
| UMKC | 22/38 | 21/9 | 16/5 | 6/8 | 12/23 |
| Florida State | 26/42 | 12/19 | 12/23 | 7/6 | 11/27 |
| Tulane | 24/36 | 14/6 | 7/12 | 6/4 | 19/12 |
| Northern Colorado | 42/22 | 27/7 | 9/6 | 8/4 | 36/27 |
| N.C. Central | 40/18 | 17/1 | 7/21 | 6/2 | 23/20 |
| | | | | | |
| Texas A&M | | | | | |
| Arkansas | | | | | |
| Kentucky | | | | | |
| Tennessee | | | | | |
| Florida | | | | | |
| Ole Miss | | | | | |
| | | | | | |
| South Carolina | | | | | |
| Missouri | | | | | |
| Alabama | | | | | |
| LSU | | | | | |
| Arkansas | | | | | |
| Georgia | | | | | |
| | | | | | |
| Vanderbilt | | | | | |
| Alabama | | | | | |
| Texas A&M | | | | | |
| South Carolina | | | | | |
| Ole Miss | | | | | |
| Auburn | | | | | |
| | | | | | |
| SECT | | | | | |

GAME-BY-GAME LEAD/DEFICIT

| <u>Opponent</u> | <u>Largest Lead</u> | <u>Largest Deficit</u> | <u>Final Score</u> |
|--------------------|---------------------|------------------------|--------------------|
| Eastern Washington | 21 (95-74, 2nd) | 10 (33-43, 1st) | W, 106-88 |
| Southern | 4 (61-57, 2nd) | 8 (61-69, 2nd) | L, 76-72 |
| Miami | 2 (2-0, 1st) | 31 (70-101, 2nd) | L, 105-79 |
| Texas Tech | 7 (22-15, 1st) | 13 (24-37, 1st) | L, 74-72 |
| Missouri State | 20 (42-22, 1st) | Never Trailed | W, 84-70 |
| UT Martin | 25 (73-48, 1st) | 2 (0-2, 1st) | W, 76-51 |
| | | | |
| Texas Southern | 15 (54-39, 2nd) | 5 (5-10, 1st) | W, 86-73 |
| UMKC | 3 (3-0, 1st) | 8 (12-20, 1st) | L, 72-67 |
| Florida State | 7 (15-8, 1st) | 24 (61-85, 2nd) | L, 90-66 |
| Tulane | 10 (66-56, 2nd) | 9 (45-54, 2nd) | W, 69-59 |
| Northern Colorado | 31 (92-50, 2nd) | 5 (0-5, 1st) | W, 93-69 |
| N.C. Central | 31 (68-37, 2nd) | Never Trailed | W, 71-48 |
| | | | |
| Texas A&M | | | |
| Arkansas | | | |
| Kentucky | | | |
| Tennessee | | | |
| Florida | | | |
| Ole Miss | | | |
| | | | |
| South Carolina | | | |
| Missouri | | | |
| Alabama | | | |
| LSU | | | |
| Arkansas | | | |
| Georgia | | | |
| | | | |
| Vanderbilt | | | |
| Alabama | | | |
| Texas A&M | | | |
| South Carolina | | | |
| Ole Miss | | | |
| Auburn | | | |
| | | | |
| SECT | | | |

Mississippi State Scoring By The Half

| Team | 1st Half | 2nd Half |
|------------------------|----------|----------|
| Eastern Washington | 48 | 58 |
| Southern | 40 | 32 |
| Miami | 35 | 44 |
| Texas Tech | 32 | 40 |
| Missouri State | 45 | 39 |
| UT Martin | 36 | 40 |
| Texas Southern | 45 | 37 |
| Missouri-Kansas City | 29 | 38 |
| Florida State | 28 | 38 |
| Tulane | 40 | 29 |
| Northern Colorado | 49 | 44 |
| North Carolina Central | 34 | 37 |

Lowest First Half: 28, Florida State

Highest First Half: 49, Northern Colorado

Lowest 2nd Half: 29, Tulane

Highest 2nd Half: 58, Eastern Washington

Opponent Scoring By The Half

| Team | 1st Half | 2nd Half |
|------------------------|----------|----------|
| Eastern Washington | 51 | 37 |
| Southern | 45 | 31 |
| Miami | 59 | 46 |
| Texas Tech | 41 | 33 |
| Missouri State | 27 | 43 |
| UT Martin | 29 | 22 |
| Texas Southern | 37 | 36 |
| Missouri-Kansas City | 31 | 41 |
| Florida State | 37 | 53 |
| Tulane | 34 | 25 |
| Northern Colorado | 34 | 35 |
| North Carolina Central | 17 | 31 |

Lowest First Half: 17, North Carolina Central

Highest First Half: 59, Miami

Lowest 2nd Half: 22, UT Martin

Highest 2nd Half: 53, Florida State

MISSISSIPPI STATE BY THE NUMBERS

MSU'S 2015-16 RECORD WHEN . . .

| | |
|------------------------------------------|-----|
| Leads at Halftime | 6-0 |
| Trails at Halftime | 1-5 |
| Is Tied at Halftime | |
| Shoots 45% or better from the field | 6-1 |
| Shoots less than 45% from the field | 1-4 |
| Opp. shoots less than 45% from the field | 4-1 |
| Opp. shoots 45% or better from the field | 3-4 |
| Outrebounds (or ties) the opponent | 4-2 |
| Outrebounded by the opponent | 3-3 |
| More Assists (or ties) than the opponent | 7-2 |
| Fewer Assists than the opponent | 0-3 |
| Fewer (or ties) TOs than opponent | 6-1 |
| More TOs than opponent | 1-4 |
| Holds opponents to 65 points or less | 3-0 |
| In games decided by 10 points or less | 1-3 |

MSU'S 2015-16 RECORD IN . . .

| | |
|----------------------------|-----|
| All Games | 7-5 |
| Home Games | 5-1 |
| Road Games | 0-2 |
| Neutral-sites | 2-2 |
| Non-SEC Games | 7-5 |
| Non-SEC Home Games | 5-1 |
| Non-SEC Road Games | 0-2 |
| Non-SEC Neutral-site Games | 2-2 |
| SEC Games | |
| SEC Home Games | |
| SEC Road Games | |
| SEC Tournament | |
| November Games | 3-3 |
| December Games | 4-2 |
| January Games | |
| February Games | |
| March Games | |
| Monday Games | 0-1 |
| Tuesday Games | |
| Wednesday Games | 2-1 |
| Thursday Games | 1-1 |
| Friday Games | 1-1 |
| Saturday Games | 2-1 |
| Sunday Games | 1-0 |
| Overtime Games | |
| Television Games | 6-5 |
| Games vs. Ranked Opponents | |

MISC. 2015-16 TEAM STATS

Largest Lead Surrendered in Loss:

7, Texas Tech (11-20-15) & Florida St. (12-16-15)

Largest Deficit Overcome in Win:

10, Eastern Washington (11-13-15)

Largest Lead at Anytime:

31, Northern Colorado (12-23-15);
31, North Carolina Central (12-31-15)

Largest Deficit Anytime:

31, Miami (11-19-15)

MISCELLANEOUS MSU INDIVIDUAL STATISTICS

Games Scoring in Double Figures: Ware 12, Newman 8, Sword 7, Ready 6, Weatherspoon 5, Daniels 2, Thomas 2
Games Scoring 20-plus Points: Ware 4, Sword 2, Ready, Newman
Games Scoring 30-plus Points:
Games Rebounding in Double Figures: Ware 3, Daniels
Games With Double Figures in Assists: Ready 2
Games With Double-Doubles: Ware 3, Ready
Games With Triple-Doubles:
Games As Team High Scorer (or co-leader): Ware 6, Newman 4, Sword 3
Games As Team High Rebounder (or co-leader): Ware 9, Daniels 2, Thomas
Games As Team Leader in Assists (or co-leader): Ready 8, Sword 4, Newman 4, Weatherspoon 2, Daniels,
Games As Team Leader in Steals (or co-leader): Sword 7, Ready 6, Weatherspoon 5, Ware 3, Thomas 2, Zuppardo 2, Newman
Games As Team Leader in Blocks (or co-leader): Ware 5, Sword 5, Zuppardo, Daniels, Ndoye, Thomas
Games As Team Leader in Turnovers (or co-leader): Sword 6, Ready 4, Newman 3, Weatherspoon 2, Ware 2, Daniels

MSU'S RECORD BY STARTING LINEUP

| | |
|--------------------------------------------|-----|
| Ready, Thomas, Sword, Daniels, Ware | 1-2 |
| Ready, Sword, Newman, Daniels, Ware | 4-2 |
| Weatherspoon, Sword, Newman, Daniels, Ware | 1-0 |
| Weatherspoon, Sword, Thomas, Newman, Ware | 0-1 |
| Ready, Sword, Newman, Daniels, Thomas | 1-0 |

GAME-BY-GAME STARTERS

| <u>Opponent</u> | <u>Date</u> | <u>Guard</u> | <u>Guard</u> | <u>Guard</u> | <u>Forward</u> | <u>Forward</u> | <u>Record</u> |
|--------------------|-------------|--------------|--------------|--------------|----------------|----------------|---------------|
| Eastern Washington | 11-13-15 | Ready | Sword | Thomas | Daniels | Ware | 1-0 |
| Southern | 11-16-15 | Ready | Sword | Thomas | Daniels | Ware | 1-1 |
| Miami | 11-19-15 | Ready | Sword | Thomas | Daniels | Ware | 1-2 |
| Texas Tech | 11-20-15 | Ready | Sword | Newman | Daniels | Ware | 1-3 |
| Missouri State | 11-22-15 | Ready | Sword | Newman | Daniels | Ware | 2-3 |
| UT Martin | 11-28-15 | Ready | Sword | Newman | Daniels | Ware | 3-3 |
| | | | | | | | |
| Texas Southern | 12-02-15 | W'Spoon | Sword | Newman | Daniels | Ware | 4-3 |
| UMKC | 12-12-15 | Ready | Sword | Newman | Daniels | Ware | 4-4 |
| Florida State | 12-16-15 | W'Spoon | Sword | Newman | Thomas | Ware | 4-5 |
| Tulane | 12-19-15 | Ready | Sword | Newman | Daniels | Thomas | 5-5 |
| Northern Colorado | 12-23-15 | Ready | Sword | Newman | Daniels | Ware | 6-5 |
| N.C. Central | 12-31-15 | Ready | Sword | Newman | Daniels | Ware | 7-5 |
| | | | | | | | |
| Texas A&M | 01-06-16 | | | | | | |
| Arkansas | 01-09-16 | | | | | | |
| Kentucky | 01-12-16 | | | | | | |
| Tennessee | 01-16-16 | | | | | | |
| Florida | 01-19-16 | | | | | | |
| Ole Miss | 01-23-16 | | | | | | |
| | | | | | | | |
| South Carolina | 01-26-16 | | | | | | |
| Missouri | 01-30-16 | | | | | | |
| Alabama | 02-02-16 | | | | | | |
| LSU | 02-06-16 | | | | | | |
| Arkansas | 02-09-16 | | | | | | |
| Georgia | 02-13-16 | | | | | | |
| | | | | | | | |
| Vanderbilt | 02-16-16 | | | | | | |
| Alabama | 02-19-16 | | | | | | |
| Texas A&M | 02-24-16 | | | | | | |
| South Carolina | 02-27-16 | | | | | | |
| Ole Miss | 03-02-16 | | | | | | |
| Auburn | 03-05-16 | | | | | | |
| | | | | | | | |
| SECT | | | | | | | |

2015-16 Win-Loss Differential

| | | | | | | | | | | | | | | | | | | | | | | | | | |
|-------|---|---|---|---|---|---|---|---|---|----|----|----|----|----|----|----|----|----|----|----|----|----|----|----|-----|
| Diff. | 1 | 2 | 3 | 4 | 5 | 6 | 7 | 8 | 9 | 10 | 11 | 12 | 13 | 14 | 15 | 16 | 17 | 18 | 19 | 20 | 21 | 22 | 23 | 24 | 25+ |
| Won | | | | | | | | | | 1 | | 1 | 1 | | | 1 | | | | | | 1 | 1 | 1 | |
| Lost | | 1 | | 1 | 1 | | | | | | | | | | | | | | | | | | | 1 | 1 |

MISSISSIPPI STATE BY THE NUMBERS

Mississippi State In Overtime Games

| | |
|------------------------------------------------|------------------------------------|
| This Season | 0-0 |
| Overall Overtime Record | 60-49 |
| <i>Home Overtime Record</i> | 34-21 |
| <i>Road Overtime Record</i> | 18-20 |
| <i>Neutral Site Overtime Record</i> | 8-8 |
| Humphrey Coliseum Overtime Record | 25-16 |
| SEC Tournament Overtime Record | 2-5 |
| Double Overtime Record | 6-5 |
| Four Overtime Record | 0-2 |
| Postseason Overtime Record | 1-0 |
| Last OT Played (1OT) | vs. Texas A&M (W, 81-72, 1/18/14) |
| Last Double OT | vs. UMass (L, 101-96, 3/13/12) |
| Last Triple OT | vs. Alabama (L, 79-78, 2/27/71) |
| Last Four OT | vs. Ole Miss (W, 104-102, 1/24/90) |

Mississippi State Coaches In Overtime Games

| | |
|-------------------------------------------|-------|
| Babe McCarthy | 6-5 |
| <i>Home Overtime Record</i> | 2-2 |
| <i>Road Overtime Record</i> | 2-2 |
| <i>Neutral Site Overtime Record</i> | 2-1 |
| Joe Dan Gold | 5-3 |
| <i>Home Overtime Record</i> | 3-3 |
| <i>Road Overtime Record</i> | 1-0 |
| <i>Neutral Site Overtime Record</i> | 1-0 |
| Kermit Davis | 8-6 |
| <i>Home Overtime Record</i> | 5-3 |
| <i>Road Overtime Record</i> | 3-3 |
| Ron Greene | 2-0 |
| <i>Home Overtime Record</i> | 2-0 |
| Jim Hatfield | 3-3 |
| <i>Home Overtime Record</i> | 3-2 |
| <i>Road Overtime Record</i> | 0-1 |
| Bob Boyd | 3-4 |
| <i>Home Overtime Record</i> | 2-1 |
| <i>Road Overtime Record</i> | 1-2 |
| <i>Neutral Site Overtime Record</i> | 0-1 |
| Richard Williams | 15-11 |
| <i>Home Overtime Record</i> | 7-3 |
| <i>Road Overtime Record</i> | 5-5 |
| <i>Neutral Site Overtime Record</i> | 3-3 |
| Rick Stansbury | 15-16 |
| <i>Home Overtime Record</i> | 7-6 |
| <i>Road Overtime Record</i> | 6-7 |
| <i>Neutral Site Overtime Record</i> | 2-3 |
| Rick Ray | 3-1 |
| <i>Home Overtime Record</i> | 3-1 |

OVERTIME FOES

| TEAM | RECORD | TEAM | RECORD |
|----------------------------|--------|------------------------------|--------|
| Alabama | 6-6 | Morehead State | 1-0 |
| Alaska-Fairbanks | 1-0 | Northeastern Louisiana | 0-1 |
| Arkansas | 2-1 | Northwestern State | 0-1 |
| Auburn | 6-4 | Oklahoma | 1-0 |
| Baylor | 1-0 | Ole Miss | 6-3 |
| BYU | 0-1 | Old Dominion | 0-1 |
| California | 0-1 | San Diego | 0-1 |
| Drake | 1-0 | Santa Clara | 2-0 |
| Florida | 0-3 | Southern Mississippi | 1-0 |
| Florida State | 1-0 | Southwestern Louisiana | 1-0 |
| Georgia | 3-3 | South Alabama | 1-0 |
| Georgia Tech | 1-0 | South Carolina | 3-0 |
| Houston | 0-1 | Tennessee | 6-2 |
| Idaho | 0-1 | Texas | 1-0 |
| Kentucky | 4-5 | Texas A&M | 1-1 |
| Loyola | 1-0 | Troy | 2-0 |
| LSU | 3-4 | Tulane | 0-1 |
| Memphis | 1-0 | UAB | 0-1 |
| Missouri-Kansas City | 0-1 | UMass | 0-1 |
| Montana | 1-0 | Vanderbilt | 2-5 |

THE LAST TIME . . .

THE LAST TIME AN MSU PLAYER ...

Scored 30 or more points in a game:

32, Ravern Johnson vs. Tenn. St. (11-12-10)

Scored 33 or more points in a game:

33, Craig Sword at LSU (2-19-14)

Scored 34 or more points in a game:

34, Arnett Moultrie vs. UMass (3-13-12)

Scored 35 or more points in a game:

36, Jeff Malone at Ole Miss (2-19-83)

Scored 37 or more points in a game:

39, Jeff Malone vs. Alabama (1-31-83)

Scored 40 or more points in a game:

40, Rickey Brown vs. Auburn (3-7-77)

Scored 20+ points in back-to-back games:

Gavin Ware (25 vs. Missouri State 11-22-15;

22 vs. UT Martin (11-28-15)

Scored 20+ points in three-consecutive games:

Craig Sword (24 vs. Loyola, 12-01-13; 24 vs.

TCU, 12-05-13; 22 vs. SELA, 12-13-13)

Scored 20+ points in five-consecutive games:

Jeff Malone, 1982-83 (11 consecutive)

Scored 30+ points in back-to-back games:

Jeff Malone (36 at Ole Miss & 30 vs.

Georgia, 1982-83)

Scored 30+ points in three-consecutive games:

Jeff Malone (33 at LSU; 36 at Ole Miss &

30 vs. Georgia, 1982-83)

Two players score 20+ points in same game:

Gavin Ware, 20; Craig Sword, 20, vs. Miami

(11-19-15)

Made 10 field goals in a game:

10, Gavin Ware vs. Miami (11-19-15)

Made 11 field goals in a game:

11, Gavin Ware, E. Washington (11-13-15)

Made 12 field goals in a game:

12, Gavin Ware, Missouri State (11-22-15)

Made 13 field goals in a game:

13, Horatio Webster vs. SW Missouri St.

(11-23-97)

Made 14 field goals in a game:

14, Cameron Burns at Georgia (1-17-90)

Made 15 or more field goals in a game:

16, Raymond Brown vs. Florida (3-2-85)

Attempted 20 field goals in a game:

20, Ravern Johnson vs. St. Mary's (12-29-10)

Attempted 21 or more field goals in a game:

21, Dee Bost vs. Kentucky (2-16-10)

Attempted 23 or more field goals in a game:

23, Arnett Moultrie vs. UMass (3-13-12)

Attempted 25 field goals in a game:

25, Chuck Evans at Alabama (3-6-93)

Attempted 26 field goals in a game:

26, Tony Watts at Ole Miss (2-22-92)

Attempted 27 or more field goals in a game:

28, Jeff Malone vs. Vanderbilt (1-8-83)

Made six 3-pointers in a game:

6, Dee Bost vs. Old Dominion (11-28-09)

Made seven 3-pointers in a game:

7, Dee Bost vs. Troy (12-10-11)

Made eight or more 3-pointers in a game:

8, Winsome Frazier vs. UMKC (11-23-04)

Attempted 11 3-pointers in a game:

11, Dee Bost vs. Detroit (12-17-11)

Attempted 12 3-pointers in a game:

12, Ravern Johnson vs. ETSU (12-11-10)

Attempted 13 or more 3-pointers in a game:

13, Dee Bost vs. Troy (12-10-11)

Attempted 16 or more 3-pointers in a game:

17, Darryl Wilson vs. Alabama (3-4-95)

Made 14 or more free throws in a game:

14, Trivante Bloodman vs. Auburn (2-15-14)

Made 15 or more free throws in a game:

15, Craig Sword vs. Ole Miss (1-11-14)

Attempted 17 free throws in a game:

17, Jarvis Varnado at Houston (12-19-09)

Attempted 18 free throws in a game:

18, Craig Sword vs. Ole Miss (1-11-14)

Attempted 19 free throws in a game:

19, Carl Nichols vs. SE La. (12-1-88)

Had 16 rebounds in a game:

16, Gavin Ware vs. Maryland ES (1-2-14)

Had 17 rebounds in a game:

17, Gavin Ware at Auburn (1-21-15)

Had 18 or more rebounds in a game:

21, Wesley Morgan vs. SE La. (11-28-05)

Had 22 or more rebounds in a game:

23, Rickey Brown vs. Vanderbilt (12-6-79)

Had 24 or more rebounds in a game:

24, Wiley Peck vs. Alabama (1-27-79)

Had 10 or more offensive rebounds in a game:

11, Arnett Moultrie vs. Northwestern State

(12-22-11)

Had 10 or more defensive rebounds in a game:

10, Gavin Ware vs. LSU (1-31-15)

Had 13 or more defensive rebounds in a game:

13, Colin Borchert (3-9-13)

Had 15 or more defensive rebounds in a game:

15, Jarvis Varnado at San Diego (12-31-09)

Had 10 assists in a game:

10, Dee Bost vs. LSU (1-25-11)

Had 11 assists in a game:

11, I.J. Ready vs. No. Colorado (12-23-15)

Had 13 assists in a game:

13, Dee Bost vs. Ole Miss (2-9-12)

Had 14 assists in a game:

14, Gary Ervin vs. Florida A&M (12-20-04)

Had 15 or more assists in a game:

16, Chuck Evans at UMKC (2-23-93)

Had 10 or more turnovers in a game:

10, Charles Rhodes vs. Nicholls (11-11-06)

Had five or more blocks in a game:

5, Gavin Ware at Loyola (12-15-12)

Had seven blocks in a game:

7, Jarvis Varnado at LSU (2-20-10)

Had eight blocks in a game:

8, Jarvis Varnado vs. Alabama (2-24-10)

Had nine blocks in a game:

9, Jarvis Varnado at Vanderbilt (2-3-10)

Had 10 blocks in a game:

10, Jarvis Varnado vs. Arkansas (1-14-10)

Had 10+ blocks in two consecutive games:

Jarvis Varnado (10 vs. Georgia & 10 vs.

Kentucky, 2007-08)

Had five steals in a game:

5, Fred Thomas vs. Clayton State (11-24-14)

Had six or more steals in a game:

7, Craig Sword vs. Ole Miss (1-11-14)

LAST TIME AN MSU TEAM...

Scored 100 or more points:

106 vs. Eastern Washington (11-13-15)

Scored 100 or more points in an SEC game:

105 vs. Auburn (3-2-04)

Allowed 100 or more points in an SEC game:

115 at Arkansas (2-20-93)

Allowed 100 or more points in non-SEC play:

105 vs. Miami (11-19-15)

Was held to 52 points or less:

51 vs. Alabama (2-10-15)

Was held to 50 points:

50 vs. Alabama (2-25-12)

Was held to 49 points or less:

47 vs. Florida (1-10-15)

Was held to 45 points or less:

41 at Georgia (2-7-15)

Was held to 40 points or less:

36 vs. Missouri (2-13-13)

Was held to 35 points or less:

31 vs. Vanderbilt (2-23-13)

Was held to fewer than 10 points in a half:

9 at Arkansas, first (2-7-15)

Held opponent to 59 points or less:

59 vs. Tulane (12-19-15)

Held opponent to 56 points or less:

56 at Vanderbilt (3-4-15)

Held opponent to 55 points or less:

51 vs. UT Martin (11-28-15)

Held opponent to 50 points or less:

48 vs. North Carolina Central (12-31-15)

Held opponent to 45 points or less:

45 vs. MVSU (12-28-09)

Held opponent to 42 points or less:

42 vs. Texas-San Antonio (12-4-12)

Held opponent to 39 points or less:

39 at LSU (1-9-08)

Shot 50 percent or better from the field:

.519 [28-54] vs. N.C. Central (12-31-15)

Shot 55 percent or better from the field:

.582 [33-55] vs. No. Colorado (12-23-15)

Shot 60 percent or better from the field:

.621 [41-66] vs. E. Washington (11-13-15)

Shot 65 percent or better from the field:

.660 [35-53] vs. Western Kentucky (1-5-09)

Was held to less than 35 percent from the field:

.311 [14-45] at Arkansas (2-7-15)

Was held to less than 30 percent from the field:

.283 [17-60] vs. North Carolina (11-19-12)

Was held to less than 25 percent from the field:

.175 [7-40] vs. Vanderbilt (2-23-13)

Held opp. to 35 percent or less from the field:

.327 [17-52] vs. Arkansas (2-10-15)

Held opp. to 30 percent or less from the field:

.236 [17-72] vs. N.C. Central (12-31-15)

Opponent shot 50 percent or better:

.540 [27-50] Missouri-Kansas City (12-12-15)

Opponent shot 60 percent or better:

.623 [33-53] Missouri (3-1-14)

Made 35 or more field goals:

35 vs. Texas Southern (12-2-15)

Made 40 or more field goals:

41 vs. Eastern Washington (11-13-15)

Made fewer than 15 field goals:

14 at Arkansas (2-7-15)

Attempted 70 or more shots from the field:

71 vs. Troy (12-10-11)

Attempted 80 or more shots from the field:

80 at Alabama (2-21-09)

Attempted just 40 shots from the field:

40 vs. Vanderbilt (2-23-13)

Attempted 39 or fewer shots from the field:

39 at Vanderbilt (3-4-15)

Attempted 35 or fewer shots from the field:

34 vs. Tennessee (2-3-15)

Made 10 or more 3-pointers:

11 vs. Southern University (11-16-15)

Made 12 3-pointers:

12 vs. Auburn (2-4-12)

Made 15 3-pointers:

15 vs. North Carolina A&T (12-12-10)

Made 16 3-pointers:

16 vs. Troy (12-10-11)

Did not make a 3-pointer:

[0-10] at Arkansas (2-7-15)

Made just one 3-pointer:

vs. Tennessee (1-7-15)

Made just two 3-pointers:

vs. Kentucky (2-25-15)

Attempted nine 3-pointers or less:

9 vs. Tennessee (1-7-15)

Attempted six 3-pointers or less:

6 at Ole Miss (1-29-03)

Attempted 25 3-pointers:

25 vs. Georgia (2-14-12)

Attempted 26 3-pointers:

26 vs. South Carolina (3-5-11)

Attempted 27 3-pointers:

27 vs. Texas Southern (12-2-15)

Attempted 29 or more 3-pointers:

29 vs. Missouri-Kansas City (12-12-15)

Attempted 30 or more 3-pointers:

31 vs. Southern University (11-16-15)

Attempted 35 or more 3-pointers:

35 vs. Kentucky (2-16-10)

THE LAST TIME (CONTINUED) . . .

Made 31 or more free throws:

31 vs. Auburn (1-22-14)

Made 40 or more free throws:

41 vs. LSU (2-11-09)

Made 50 or more free throws:

52 vs. LSU (2-11-09)

Made fewer than five free throws:

4 at Vanderbilt (2-1-14)

Made fewer than four free throws:

3 vs. Baylor (12-28-11)

Made only 1 free throw:

1 vs. Florida (1-30-14)

Attempted 30 or more free throws:

34 vs. Auburn SECT (3-11-15)

Attempted 35 or more free throws:

35 vs. Tennessee (2-3-15)

Attempted 40 or more free throws:

44 vs. Tennessee (1-7-15)

Attempted 45 or more free throws:

45 vs. Florida A&M (12-17-13)

Attempted fewer than 10 free throws:

7, vs. Texas Southern (12-2-15)

Had 50 or more rebounds:

51 vs. Prairie View (11-8-13)

Had 55 or more rebounds:

58 vs. Troy (12-10-05)

Had 59 or more rebounds:

59 at Houston (12-19-09)

Had fewer than 25 rebounds:

21 vs. McNeese State (12-30-14)

Had 20 or fewer rebounds:

19 at Vanderbilt (3-4-15)

Had 20 or more assists:

20 vs. Missouri State (11-22-15)

Had 21 or more assists:

21 vs. Northern Colorado (12-23-15)

Had 25 or more assists:

25 vs. St. Bonaventure (12-05-09)

Had 30 or more assists:

30 vs. Troy (12-10-11)

Had 5 Assists:

5, Florida State (12-16-15)

Had Fewer Than 5 Assists:

4, Tennessee (1-2-15)

Had 20 or more turnovers:

20 vs. South Carolina (3-6-13)

Had 21 or more turnovers:

21 vs. Jacksonville (12-23-14)

Had 23 or more turnovers:

23 vs. Arkansas (2-21-15)

Had 24 or more turnovers:

24 at Arkansas (2-7-15)

Had 25 turnovers:

26 vs. Mississippi Valley State (11-17-14)

Had 29 or more turnovers:

29 at Arkansas (1-23-13)

Had 30 or more turnovers:

31 at Kentucky (1-7-97)

Had 34 or more turnovers:

34 at Evansville (12-17-75)

Had fewer than 10 turnovers:

9 vs. Tulane (12-19-15)

Had five or fewer turnovers:

5 vs. Florida Atlantic (11-30-10)

Forced 25 or more turnovers

26 vs. Kennesaw State (11-14-13)

Had 10 blocked shots:

10 vs. Texas Southern (12-2-15)

Had 11 blocked shots:

11 at Alabama (2-21-09)

Had 12 blocked shots:

12 vs. Troy (11-26-10)

Had 13 blocked shots:

13 vs. Arkansas (1-14-10)

Had 14 blocked shots:

14 vs. Texas-Pan American (11-24-09)

Had 16 blocked shots:

16 vs. Georgia (1-12-08)

Had 10 steals:

10 vs. Auburn (1-21-15)

Had 11 steals:

11 at Clayton State (11-24-14)

Had 12 steals:

12 vs. Northern Colorado (12-23-15)

Had 13 or more steals:

14 vs. South Carolina (1-9-13)

Had 15 or more steals:

15 vs. Florida Gulf Coast (12-19-13)

Had 17 or more steals:

17 vs. Florida Atlantic (11-13-12)

Had 20 or more steals:

20 vs. Nicholls State (11-17-01)

Had 1 steal or less:

1 vs. Vanderbilt (3-11-11)

1 FRED THOMAS



Senior | Guard

6-5 | 210

Jackson, MS

Jim Hill HS

Season Highs

Points: 13, Northern Colorado, 12-23-15
FGM: 4, Northern Colorado, 12-23-15
FGA: 8, Northern Colorado, 12-23-15
3FGM: 3, Southern, 11-16-15
3FGA: 6, twice, last vs. Northern Colorado, 12-23-15
FTM: 4, Eastern Washington, 11-13-15
FTA: 4, twice, last vs. Northern Colorado, 12-23-15
Rebounds: 9, Florida State, 12-16-15
Assists: 2, twice, last vs. NC Central, 12-31-15
Blocks: 2, NC Central, 12-31-15
Steals: 1, twice, last vs. Tulane, 12-19-15
Minutes: 35, twice, last vs. Florida State, 12-16-15

Career Highs

Points: 21, South Carolina, 3-13-13
FGM: 7, twice, last vs. Missouri, 3-1-14
FGA: 15, Marquette, 11-20-12
3FGM: 4, 10x, last vs. Tennessee, 2-3-15
3FGA: 10, twice, last vs. Providence, 12-1-12
FTM: 8, Florida, 1-26-13
FTA: 9, twice, last vs. Utah State, 11-22-14
Rebounds: 9, twice, last vs. Florida State, 12-16-15
Assists: 4, twice, last vs. USC, 3-6-13
Blocks: 3, 4x, last vs. Auburn, 1-22-14
Steals: 7, Florida, 1-26-13
Minutes: 41, Texas A&M, 1-18-14

2015-16 Game-By-Game

| Opponent | MIN | FG | Pct. | 3FG | Pct. | FT | Pct. | O-D-R | PF | A | TO | B | S | PTS |
|----------------------------|-----|-----|------|-----|------|-----|-------|-------|----|---|----|---|---|-----|
| N13 Eastern Washington | 35 | 3-6 | .500 | 0-2 | .000 | 4-4 | 1.000 | 2-3-5 | 0 | 1 | 0 | 1 | 0 | 10 |
| N16 Southern University | 32 | 3-6 | .500 | 3-6 | .500 | 0-0 | .000 | 0-7-7 | 1 | 1 | 2 | 0 | 1 | 9 |
| N19 Miami | 27 | 0-5 | .000 | 0-4 | .000 | 0-0 | .000 | 0-4-4 | 4 | 0 | 1 | 0 | 0 | 0 |
| N20 Texas Tech | 9 | 1-4 | .250 | 0-2 | .000 | 0-0 | .000 | 0-0-0 | 0 | 1 | 2 | 0 | 0 | 2 |
| N22 Missouri State | 14 | 0-0 | .000 | 0-0 | .000 | 1-2 | .500 | 0-2-2 | 2 | 1 | 1 | 0 | 0 | 1 |
| N28 UT Martin | 17 | 1-3 | .333 | 1-3 | .333 | 0-0 | .000 | 0-4-4 | 2 | 1 | 0 | 0 | 0 | 3 |
| D2 Texas Southern | 16 | 2-4 | .500 | 1-3 | .333 | 0-0 | .000 | 1-1-2 | 0 | 0 | 0 | 0 | 0 | 5 |
| D12 UMKC | 11 | 0-2 | .000 | 0-2 | .000 | 2-2 | 1.000 | 0-1-1 | 0 | 0 | 0 | 0 | 0 | 2 |
| D16 Florida State | 35 | 2-6 | .333 | 1-5 | .200 | 1-2 | .500 | 0-9-9 | 4 | 1 | 3 | 0 | 0 | 6 |
| D19 Tulane | 33 | 3-5 | .600 | 2-4 | .500 | 1-1 | 1.000 | 0-5-5 | 3 | 2 | 1 | 0 | 1 | 9 |
| D23 Northern Colorado | 25 | 4-8 | .500 | 2-6 | .333 | 3-4 | .750 | 0-0-0 | 2 | 0 | 0 | 0 | 0 | 13 |
| D31 North Carolina Central | 18 | 1-3 | .333 | 1-2 | .500 | 0-0 | .000 | 0-4-4 | 2 | 2 | 0 | 2 | 0 | 3 |
| J6 Texas A&M | | | | | | | | | | | | | | |
| J9 Arkansas | | | | | | | | | | | | | | |
| J12 Kentucky | | | | | | | | | | | | | | |
| J16 Tennessee | | | | | | | | | | | | | | |
| J19 Florida | | | | | | | | | | | | | | |
| J23 Ole Miss | | | | | | | | | | | | | | |
| J26 South Carolina | | | | | | | | | | | | | | |
| J30 Missouri | | | | | | | | | | | | | | |
| F2 Alabama | | | | | | | | | | | | | | |
| F6 LSU | | | | | | | | | | | | | | |
| F9 Arkansas | | | | | | | | | | | | | | |
| F13 Georgia | | | | | | | | | | | | | | |
| F16 Vanderbilt | | | | | | | | | | | | | | |
| F20 Alabama | | | | | | | | | | | | | | |
| F24 Texas A&M | | | | | | | | | | | | | | |
| F27 South Carolina | | | | | | | | | | | | | | |
| M2 Ole Miss | | | | | | | | | | | | | | |
| M5 Auburn | | | | | | | | | | | | | | |
| M9 SEC Tournament | | | | | | | | | | | | | | |

Thomas' Notes . . .

- ✓ 10 points in season opener vs. EWU.
- ✓ Tallied 9 points, 7 rebounds vs. SU.
- ✓ 3 points, 4 rebounds against UT Martin.
- ✓ 5 points and a pair of rebounds against Texas Southern.
- ✓ Earned 6 points and tied a career high with 9 rebounds at Florida State.
- ✓ Totaled 9 points on 3-of-5 shooting with 5 rebounds and season-high 2 assists vs. Tulane.
- ✓ Earned 13 points on .500 shooting against Northern Colorado.
- ✓ Set a season high with 2 blocks and tied a season high with 2 assists against NC Central.

CAREER STATS FOR FRED THOMAS

| Year | GP-GS | Min/Avg | FG-FGA | Pct | 3FM-3GA | Pct | FT-FTA | Pct | Rebs | PF-D | Ast | TO | Blk | Stl | Pts/Avg |
|---------|--------|-----------|---------|------|---------|------|---------|------|---------|-------|-----|-----|-----|-----|---------|
| 2012-13 | 32-19 | 917/28.7 | 103-314 | .328 | 41-172 | .238 | 62-78 | .795 | 112-3.5 | 45-1 | 43 | 49 | 27 | 56 | 309/9.7 |
| 2013-14 | 31-23 | 927/29.9 | 99-259 | .382 | 46-144 | .319 | 45-72 | .625 | 91-2.9 | 56-0 | 44 | 40 | 23 | 31 | 289/9.3 |
| 2014-15 | 31-16 | 757/24.4 | 84-223 | .377 | 47-137 | .343 | 67-85 | .788 | 111-3.6 | 58-0 | 25 | 47 | 15 | 23 | 282/9.1 |
| 2015-16 | 12-5 | 272/22.7 | 20-52 | .385 | 11-39 | .282 | 12-15 | .800 | 43-3.6 | 20-0 | 10 | 10 | 3 | 2 | 63/5.3 |
| TOTAL | 106-63 | 2873/27.1 | 306-848 | .361 | 145-492 | .295 | 186-250 | .744 | 357-3.4 | 179-1 | 122 | 146 | 68 | 112 | 943/8.9 |

4 JOHNNY ZUPPARDO



Senior | Forward

6-8 | 226

Bay St. Louis, MS

Jones Junior College

Season Highs

Points: 8, Northern Colorado, 12-23-15
FGM: 3, twice, last vs. Northern Colorado, 12-23-15
FGA: 6, Southern, 11-16-15
3FGM: 2, twice, last vs. Northern Colorado, 12-23-15
3FGA: 3, 3x, last vs. NC Central, 12-31-15
FTM: 1, Southern, 11-16-15
FTA: 2, Southern, 11-16-15
Rebounds: 8, Eastern Washington, 11-13-15
Assists: 2, UMKC, 12-12-15
Blocks: 1, 3x, last vs. Northern Colorado, 12-23-15
Steals: 2, twice, last vs. UT Martin, 11-28-15
Minutes: 19, UMKC, 12-12-15

Zuppardo's Notes . . .

- ✓ Had 6 points, 8 rebounds in MSU debut.
- ✓ Had 6 points vs. Southern, including hitting his first three-pointer of the year.
- ✓ Totaled six points off 2-2 shooting from three-point range vs. Miami (FL).
- ✓ In a career-high 18 minutes, scored 2 points, grabbed 4 rebounds and had 2 steals.
- ✓ 4 points, 4 rebounds and 2 steals against UT Martin.
- ✓ 3 points and career-high 2 assists in 19 minutes at UMKC.
- ✓ Scored a career-high 8 points against Northern Colorado.

2015-16 Game-By-Game

| Opponent | MIN | FG | Pct. | 3FG | Pct. | FT | Pct. | O-D-R | PF | A | TO | B | S | PTS |
|----------------------------|-----|-----|-------|-----|-------|-----|------|-------|----|---|----|---|---|-----|
| N13 Eastern Washington | 15 | 3-3 | 1.000 | 0-0 | .000 | 0-0 | .000 | 2-6-8 | 3 | 1 | 0 | 0 | 0 | 6 |
| N16 Southern University | 9 | 2-6 | .333 | 1-3 | .333 | 1-2 | .500 | 3-2-5 | 1 | 0 | 1 | 1 | 0 | 6 |
| N19 Miami | 9 | 2-3 | .667 | 2-2 | 1.000 | 0-0 | .000 | 0-1-1 | 3 | 0 | 0 | 1 | 0 | 6 |
| N20 Texas Tech | 12 | 2-3 | .667 | 1-1 | 1.000 | 0-0 | .000 | 1-0-1 | 2 | 0 | 2 | 0 | 0 | 5 |
| N22 Missouri State | 18 | 1-5 | .200 | 0-1 | .000 | 0-0 | .000 | 0-4-4 | 1 | 1 | 0 | 0 | 2 | 2 |
| N28 UT Martin | 13 | 2-3 | .667 | 0-1 | .000 | 0-0 | .000 | 2-2-4 | 5 | 1 | 1 | 0 | 2 | 4 |
| D2 Texas Southern | 9 | 1-2 | .500 | 1-2 | .500 | 0-0 | .000 | 0-1-1 | 1 | 1 | 0 | 0 | 1 | 3 |
| D12 UMKC | 19 | 1-2 | .500 | 1-1 | 1.000 | 0-0 | .000 | 0-1-1 | 1 | 2 | 0 | 0 | 1 | 3 |
| D16 Florida State | 13 | 1-4 | .250 | 1-4 | .250 | 0-0 | .000 | 1-2-3 | 5 | 0 | 1 | 0 | 0 | 3 |
| D19 Tulane | 11 | 0-4 | .000 | 0-2 | .000 | 0-0 | .000 | 1-5-6 | 1 | 0 | 0 | 0 | 1 | 0 |
| D23 Northern Colorado | 15 | 3-5 | .600 | 2-3 | .667 | 0-0 | .000 | 1-3-4 | 1 | 0 | 1 | 1 | 1 | 8 |
| D31 North Carolina Central | 13 | 1-4 | .250 | 1-3 | .333 | 0-0 | .000 | 0-1-1 | 2 | 0 | 0 | 0 | 0 | 3 |
| J6 Texas A&M | | | | | | | | | | | | | | |
| J9 Arkansas | | | | | | | | | | | | | | |
| J12 Kentucky | | | | | | | | | | | | | | |
| J16 Tennessee | | | | | | | | | | | | | | |
| J19 Florida | | | | | | | | | | | | | | |
| J23 Ole Miss | | | | | | | | | | | | | | |
| J26 South Carolina | | | | | | | | | | | | | | |
| J30 Missouri | | | | | | | | | | | | | | |
| F2 Alabama | | | | | | | | | | | | | | |
| F6 LSU | | | | | | | | | | | | | | |
| F9 Arkansas | | | | | | | | | | | | | | |
| F13 Georgia | | | | | | | | | | | | | | |
| F16 Vanderbilt | | | | | | | | | | | | | | |
| F20 Alabama | | | | | | | | | | | | | | |
| F24 Texas A&M | | | | | | | | | | | | | | |
| F27 South Carolina | | | | | | | | | | | | | | |
| M2 Ole Miss | | | | | | | | | | | | | | |
| M5 Auburn | | | | | | | | | | | | | | |
| M9 SEC Tournament | | | | | | | | | | | | | | |

CAREER STATS FOR JOHNNY ZUPPARDO

| Year | GP-GS | Min/Avg | FG-FGA | Pct | 3FM-3GA | Pct | FT-FTA | Pct | Rebs | PF-D | Ast | TO | Blk | Stl | Pts/Avg |
|---------|-------|----------|--------|------|---------|------|--------|------|--------|------|-----|----|-----|-----|---------|
| 2015-16 | 12-0 | 156/13.0 | 19-44 | .432 | 10-23 | .435 | 1-2 | .500 | 39-3.3 | 26-2 | 6 | 6 | 3 | 8 | 49/4.1 |

10 CARTER HOLMES



Sophomore | Guard

6-0 | 185

Jackson, MS

Jackson Academy

Season Highs

Points: ---
 FGM: ---
 FGA: 2, NC Central, 12-31-15
 3FGM: ---
 3FGA: 2, NC Central, 12-31-15
 FTM: ---
 FTA: ---
 Rebounds: ---
 Assists: ---
 Blocks: ---
 Steals: ---
 Minutes: 2, twice, last vs. NC Central, 12-31-15

Holmes' Notes . . .

✓ Made his debut against EWU.

2015-16 Game-By-Game

| Opponent | MIN | FG | Pct. | 3FG | Pct. | FT | Pct. | O-D-R | PF | A | TO | B | S | PTS |
|----------------------------|-------|-----|------|-----|------|-----|------|-------|----|---|----|---|---|-----|
| N13 Eastern Washington | 1 | 0-0 | .000 | 0-0 | .000 | 0-0 | .000 | 0-0-0 | 0 | 0 | 0 | 0 | 0 | 0 |
| N16 Southern University | -DNP- | | | | | | | | | | | | | |
| N19 Miami | -DNP- | | | | | | | | | | | | | |
| N20 Texas Tech | -DNP- | | | | | | | | | | | | | |
| N22 Missouri State | -DNP- | | | | | | | | | | | | | |
| N28 UT Martin | 1 | 0-0 | .000 | 0-0 | .000 | 0-0 | .000 | 0-0-0 | 0 | 0 | 0 | 0 | 0 | 0 |
| D2 Texas Southern | -DNP- | | | | | | | | | | | | | |
| D12 UMKC | -DNP- | | | | | | | | | | | | | |
| D16 Florida State | -DNP- | | | | | | | | | | | | | |
| D19 Tulane | -DNP- | | | | | | | | | | | | | |
| D23 Northern Colorado | 2 | 0-0 | .000 | 0-0 | .000 | 0-0 | .000 | 0-0-0 | 0 | 0 | 0 | 0 | 0 | 0 |
| D31 North Carolina Central | 2 | 0-2 | .000 | 0-2 | .000 | 0-0 | .000 | 0-0-0 | 0 | 0 | 0 | 0 | 0 | 0 |
| J6 Texas A&M | | | | | | | | | | | | | | |
| J9 Arkansas | | | | | | | | | | | | | | |
| J12 Kentucky | | | | | | | | | | | | | | |
| J16 Tennessee | | | | | | | | | | | | | | |
| J19 Florida | | | | | | | | | | | | | | |
| J23 Ole Miss | | | | | | | | | | | | | | |
| J26 South Carolina | | | | | | | | | | | | | | |
| J30 Missouri | | | | | | | | | | | | | | |
| F2 Alabama | | | | | | | | | | | | | | |
| F6 LSU | | | | | | | | | | | | | | |
| F9 Arkansas | | | | | | | | | | | | | | |
| F13 Georgia | | | | | | | | | | | | | | |
| F16 Vanderbilt | | | | | | | | | | | | | | |
| F20 Alabama | | | | | | | | | | | | | | |
| F24 Texas A&M | | | | | | | | | | | | | | |
| F27 South Carolina | | | | | | | | | | | | | | |
| M2 Ole Miss | | | | | | | | | | | | | | |
| M5 Auburn | | | | | | | | | | | | | | |
| M9 SEC Tournament | | | | | | | | | | | | | | |

CAREER STATS FOR CARTER HOLMES

| Year | GP-GS | Min/Avg | FG-FGA | Pct | 3FM-3GA | Pct | FT-FTA | Pct | Rebs | PF-D | Asst | TO | Blk | Stl | Pts/Avg |
|---------|-------|---------|--------|------|---------|------|--------|------|-------|------|------|----|-----|-----|---------|
| 2015-16 | 4-0 | 6/1.5 | 0-2 | .000 | 0-2 | .000 | 0-0 | .000 | 0-0.0 | 0-0 | 0 | 0 | 0 | 0 | 0/0.0 |

11 QUINNDARY WEATHERSPOON



Freshman | Guard

6-4 | 202

Canton, MS

Velma Jackson HS

Season Highs

Points: 16, UT Martin, 11-28-15
FGM: 6, twice, last vs. NC Central, 12-31-15
FGA: 11, NC Central, 12-31-15
3FGM: 2, twice, last vs. UT Martin, 11-28-15
3FGA: 4, Texas Tech, 11-20-15
FTM: 3, Texas Tech, 11-20-15
FTA: 3, twice, last vs. Texas Tech, 11-20-15
Rebounds: 7, NC Central, 12-31-15
Assists: 4, NC Central, 12-31-15
Blocks: 2, Texas Southern, 12-2-15
Steals: 3, UMKC, 12-12-15
Minutes: 33, Florida State, 12-16-15

Weatherspoon's Notes . . .

- ✓ 12 points and 2 rebounds in MSU debut.
- ✓ Tallied 4 points against Southern, including his first collegiate free throws.
- ✓ Earned 4 points, 3 rebounds, a block and a steal against Miami.
- ✓ Set a career high with 5 rebounds and tacked on 10 points vs. Texas Tech.
- ✓ Had 6 points on 3 of 5 shooting against Missouri State.
- ✓ Career-high 16 points on 6-of-6 shooting vs. UT Martin.
- ✓ 5 points and career highs in assists (3) and blocks (2) in his first-career start vs. Texas Southern.
- ✓ Earned 7 points, along with 4 rebounds, 3 assists and a career-high 3 steals.
- ✓ Played a career-high 33 minutes at Florida State, earning 4 points, 2 rebounds and 2 steals.
- ✓ Tallied 7 points, 3 rebounds and a steal vs. Tulane.
- ✓ Earned 10 points on 4-of-5 shooting with 2 steals and 2 assists against Northern Colorado.
- ✓ Scored 14 points and tacked on career highs with 7 rebounds and 4 assists in a win against NC Central.

2015-16 Game-By-Game

| Opponent | MIN | FG | Pct. | 3FG | Pct. | FT | Pct. | O-D-R | PF | A | TO | B | S | PTS |
|----------------------------|-----|------|-------|-----|-------|-----|-------|-------|----|---|----|---|---|-----|
| N13 Eastern Washington | 23 | 5-8 | .625 | 2-3 | .667 | 0-0 | .000 | 0-2-2 | 4 | 1 | 2 | 1 | 0 | 12 |
| N16 Southern University | 17 | 1-4 | .250 | 0-1 | .000 | 2-3 | .667 | 0-3-3 | 2 | 0 | 1 | 0 | 1 | 4 |
| N19 Miami | 16 | 2-6 | .333 | 0-1 | .000 | 0-0 | .000 | 1-2-3 | 4 | 2 | 0 | 1 | 1 | 4 |
| N20 Texas Tech | 18 | 3-6 | .500 | 1-4 | .250 | 3-3 | 1.000 | 1-4-5 | 2 | 0 | 0 | 1 | 0 | 10 |
| N22 Missouri State | 20 | 3-5 | .600 | 0-2 | .000 | 0-0 | .000 | 0-1-1 | 2 | 1 | 2 | 0 | 0 | 6 |
| N28 UT Martin | 18 | 6-6 | 1.000 | 2-2 | 1.000 | 2-2 | 1.000 | 1-2-3 | 0 | 1 | 0 | 0 | 2 | 16 |
| D2 Texas Southern | 23 | 2-7 | .286 | 1-3 | .333 | 0-0 | .000 | 0-1-1 | 2 | 3 | 0 | 2 | 0 | 5 |
| D12 UMKC | 13 | 3-6 | .500 | 1-2 | .500 | 0-0 | .000 | 1-3-4 | 3 | 3 | 1 | 0 | 3 | 7 |
| D16 Florida State | 33 | 2-10 | .200 | 0-3 | .000 | 0-0 | .000 | 0-2-2 | 3 | 0 | 4 | 0 | 2 | 4 |
| D19 Tulane | 19 | 2-6 | .333 | 1-1 | 1.000 | 2-2 | 1.000 | 2-1-3 | 2 | 0 | 1 | 0 | 1 | 7 |
| D23 Northern Colorado | 23 | 4-5 | .800 | 0-1 | .000 | 2-2 | 1.000 | 1-1-2 | 1 | 2 | 1 | 0 | 2 | 10 |
| D31 North Carolina Central | 24 | 6-11 | .545 | 1-3 | .333 | 1-1 | 1.000 | 2-5-7 | 2 | 4 | 3 | 0 | 2 | 14 |
| J6 Texas A&M | | | | | | | | | | | | | | |
| J9 Arkansas | | | | | | | | | | | | | | |
| J12 Kentucky | | | | | | | | | | | | | | |
| J16 Tennessee | | | | | | | | | | | | | | |
| J19 Florida | | | | | | | | | | | | | | |
| J23 Ole Miss | | | | | | | | | | | | | | |
| J26 South Carolina | | | | | | | | | | | | | | |
| J30 Missouri | | | | | | | | | | | | | | |
| F2 Alabama | | | | | | | | | | | | | | |
| F6 LSU | | | | | | | | | | | | | | |
| F9 Arkansas | | | | | | | | | | | | | | |
| F13 Georgia | | | | | | | | | | | | | | |
| F16 Vanderbilt | | | | | | | | | | | | | | |
| F20 Alabama | | | | | | | | | | | | | | |
| F24 Texas A&M | | | | | | | | | | | | | | |
| F27 South Carolina | | | | | | | | | | | | | | |
| M2 Ole Miss | | | | | | | | | | | | | | |
| M5 Auburn | | | | | | | | | | | | | | |
| M9 SEC Tournament | | | | | | | | | | | | | | |

CAREER STATS FOR QUINNDARY WEATHERSPOON

| Year | GP-GS | Min/Avg | FG-FGA | Pct | 3FM-3GA | Pct | FT-FTA | Pct | Rebs | PF-D | Ast | TO | Blk | Stl | Pts/Avg |
|---------|-------|----------|--------|------|---------|------|--------|------|--------|------|-----|----|-----|-----|---------|
| 2015-16 | 12-2 | 247/20.6 | 39-80 | .488 | 9-26 | .346 | 12-13 | .923 | 36-3.0 | 27-0 | 17 | 15 | 5 | 14 | 99/8.3 |

14 MALIK NEWMAN



Freshman | Guard

6-3 | 190

Jackson, MS

Callaway HS

Season Highs

Points: 20, Northern Colorado, 12-23-15
FGM: 6, 4x, last vs. NC Central, 12-31-15
FGA: 17, Texas Tech, 11-20-15
3FGM: 4, 3x, last vs. Northern Colorado, 12-23-15
3FGA: 10, UMKC, 12-12-15
FTM: 6, Tulane, 12-19-15
FTA: 6, twice, last vs. Tulane, 12-19-15
Rebounds: 5, Texas Tech, 11-20-15
Assists: 4, 3x, last vs. NC Central, 12-31-15
Blocks: ---
Steals: 2, Texas Southern, 12-2-15
Minutes: 34, UMKC, 12-12-15

Newman's Notes . . .

- ✓ Preseason second-team All-SEC selection by both the league coaches and writers.
- ✓ DNP vs. Eastern Washington due to turf toe.
- ✓ Made his debut against Southern, scoring 6 points along with 3 assists.
- ✓ Scored 15 points against Miami, including going 4-8 from long distance.
- ✓ Made his first-career start vs. Texas Tech, tallying 17 points, 5 rebounds and 4 assists.
- ✓ Scored 14 points on 5 of 10 shooting in a win against Missouri State.
- ✓ 5 points, 3 rebounds vs. UT Martin.
- ✓ 9 points and a career-high 2 steals against Texas Southern.
- ✓ Put together 15 points with 4 rebounds and tied a career high with 4 assists, while going a career-best 6-of-6 from the free throw line vs. Tulane.
- ✓ Earned a career-high 20 points against Northern Colorado.
- ✓ Turned in 15 points, 4 rebounds and 4 assists in a win against NC Central.
- ✓ Scored in double digits in eight of his last 10 games.

2015-16 Game-By-Game

| Opponent | MIN | FG | Pct. | 3FG | Pct. | FT | Pct. | O-D-R | PF | A | TO | B | S | PTS |
|----------------------------|-------|------|------|------|------|-----|-------|-------|----|---|----|---|---|-----|
| N13 Eastern Washington | -DNP- | | | | | | | | | | | | | |
| N16 Southern University | 17 | 2-8 | .250 | 1-5 | .200 | 1-6 | .167 | 0-2-2 | 0 | 3 | 4 | 0 | 0 | 6 |
| N19 Miami | 27 | 5-10 | .500 | 4-8 | .500 | 1-2 | .500 | 0-3-3 | 3 | 1 | 3 | 0 | 0 | 15 |
| N20 Texas Tech | 31 | 6-17 | .353 | 2-9 | .222 | 3-3 | 1.000 | 2-3-5 | 4 | 4 | 3 | 0 | 1 | 17 |
| N22 Missouri State | 26 | 5-10 | .500 | 2-6 | .333 | 2-2 | 1.000 | 0-1-1 | 4 | 1 | 1 | 0 | 0 | 14 |
| N28 UT Martin | 32 | 2-10 | .200 | 1-4 | .250 | 0-0 | .000 | 0-3-3 | 2 | 3 | 2 | 0 | 0 | 5 |
| D2 Texas Southern | 32 | 4-8 | .500 | 1-5 | .200 | 0-0 | .000 | 0-2-2 | 0 | 3 | 1 | 0 | 2 | 9 |
| D12 UMKC | 34 | 6-15 | .400 | 4-10 | .400 | 2-3 | .667 | 0-4-4 | 0 | 0 | 2 | 0 | 0 | 18 |
| D16 Florida State | 22 | 4-11 | .364 | 2-5 | .400 | 2-2 | 1.000 | 1-2-3 | 1 | 1 | 1 | 0 | 0 | 12 |
| D19 Tulane | 32 | 3-9 | .333 | 3-5 | .600 | 6-6 | 1.000 | 0-4-4 | 0 | 4 | 3 | 0 | 0 | 15 |
| D23 Northern Colorado | 27 | 6-11 | .545 | 4-8 | .500 | 4-4 | 1.000 | 1-3-4 | 1 | 2 | 3 | 0 | 1 | 20 |
| D31 North Carolina Central | 27 | 6-9 | .667 | 2-5 | .400 | 1-2 | .500 | 0-4-4 | 0 | 4 | 0 | 0 | 1 | 15 |
| J6 Texas A&M | | | | | | | | | | | | | | |
| J9 Arkansas | | | | | | | | | | | | | | |
| J12 Kentucky | | | | | | | | | | | | | | |
| J16 Tennessee | | | | | | | | | | | | | | |
| J19 Florida | | | | | | | | | | | | | | |
| J23 Ole Miss | | | | | | | | | | | | | | |
| J26 South Carolina | | | | | | | | | | | | | | |
| J30 Missouri | | | | | | | | | | | | | | |
| F2 Alabama | | | | | | | | | | | | | | |
| F6 LSU | | | | | | | | | | | | | | |
| F9 Arkansas | | | | | | | | | | | | | | |
| F13 Georgia | | | | | | | | | | | | | | |
| F16 Vanderbilt | | | | | | | | | | | | | | |
| F20 Alabama | | | | | | | | | | | | | | |
| F24 Texas A&M | | | | | | | | | | | | | | |
| F27 South Carolina | | | | | | | | | | | | | | |
| M2 Ole Miss | | | | | | | | | | | | | | |
| M5 Auburn | | | | | | | | | | | | | | |
| M9 SEC Tournament | | | | | | | | | | | | | | |

CAREER STATS FOR MALIK NEWMAN

| Year | GP-GS | Min/Avg | FG-FGA | Pct | 3FM-3GA | Pct | FT-FTA | Pct | Rebs | PF-D | Asst | TO | Blk | Stl | Pts/Avg |
|---------|-------|----------|--------|------|---------|------|--------|------|--------|------|------|----|-----|-----|----------|
| 2015-16 | 11-9 | 307/27.9 | 49-118 | .415 | 26-70 | .371 | 22-30 | .733 | 35-3.2 | 15-0 | 26 | 23 | 0 | 5 | 146/13.3 |

15 I.J. READY



Junior | Guard

5-11 | 170

North Little Rock, AR

Parkview Magnet HS

Season Highs

Points: 25, Eastern Washington, 11-13-15
FGM: 8, Eastern Washington, 11-13-15
FGA: 16, Eastern Washington, 11-13-15
3FGM: 3, Texas Tech, 11-20-15
3FGA: 7, Texas Southern, 12-2-15
FTM: 8, Eastern Washington, 11-13-15
FTA: 9, Eastern Washington, 11-13-15
Rebounds: 6, Texas Tech, 11-20-15
Assists: 11, twice, last vs. Northern Colorado, 12-23-15
Blocks: ---
Steals: 3, UT Martin, 11-28-15
Minutes: 35, Eastern Washington, 11-13-15

Career Highs

Points: 25, Eastern Washington, 11-13-15
FGM: 8, Eastern Washington, 11-13-15
FGA: 16, twice, last vs. E. Washington, 11-13-15
3FGM: 4, Georgia, 1-24-15
3FGA: 7, 7x, last vs. Texas Southern, 12-2-15
FTM: 8, Eastern Washington, 11-13-15
FTA: 9, Eastern Washington, 11-13-15
Rebounds: 8, twice, last vs. Auburn, 1-21-15
Assists: 11, twice, last vs. Northern Colorado, 12-23-15
Blocks: ---
Steals: 5, Florida Gulf Coast, 12-19-13
Minutes: 35, twice, last vs. E. Washington, 11-13-15

2015-16 Game-By-Game

| Opponent | MIN | FG | Pct. | 3FG | Pct. | FT | Pct. | O-D-R | PF | A | TO | B | S | PTS |
|----------------------------|-----|------|------|-----|------|-----|-------|-------|----|----|----|---|---|-----|
| N13 Eastern Washington | 35 | 8-16 | .500 | 1-5 | .200 | 8-9 | .889 | 0-2-2 | 2 | 6 | 5 | 0 | 1 | 25 |
| N16 Southern University | 32 | 3-13 | .231 | 1-5 | .200 | 2-2 | 1.000 | 0-3-3 | 0 | 5 | 0 | 0 | 1 | 9 |
| N19 Miami | 26 | 3-8 | .375 | 1-3 | .333 | 2-4 | .500 | 1-0-1 | 3 | 4 | 5 | 0 | 1 | 9 |
| N20 Texas Tech | 33 | 4-9 | .444 | 3-6 | .500 | 0-0 | .000 | 1-5-6 | 3 | 3 | 1 | 0 | 2 | 11 |
| N22 Missouri State | 30 | 5-9 | .556 | 1-4 | .250 | 2-2 | 1.000 | 0-3-3 | 1 | 11 | 2 | 0 | 2 | 13 |
| N28 UT Martin | 30 | 5-10 | .500 | 0-2 | .000 | 0-0 | .000 | 0-4-4 | 0 | 4 | 1 | 0 | 3 | 10 |
| D2 Texas Southern | 28 | 5-12 | .417 | 1-7 | .143 | 0-0 | .000 | 0-4-4 | 4 | 3 | 2 | 0 | 0 | 11 |
| D12 UMKC | 34 | 5-15 | .333 | 0-5 | .000 | 1-1 | 1.000 | 0-1-1 | 2 | 1 | 2 | 0 | 1 | 11 |
| D16 Florida State | 26 | 3-7 | .429 | 2-5 | .400 | 0-0 | .000 | 0-1-1 | 3 | 1 | 2 | 0 | 0 | 8 |
| D19 Tulane | 29 | 2-5 | .400 | 0-2 | .000 | 3-4 | .750 | 1-1-2 | 2 | 4 | 0 | 0 | 0 | 7 |
| D23 Northern Colorado | 27 | 3-6 | .500 | 0-3 | .000 | 2-2 | 1.000 | 0-1-1 | 1 | 11 | 0 | 0 | 1 | 8 |
| D31 North Carolina Central | 26 | 2-5 | .400 | 1-3 | .333 | 0-0 | .000 | 0-0-0 | 1 | 2 | 1 | 0 | 2 | 5 |
| J6 Texas A&M | | | | | | | | | | | | | | |
| J9 Arkansas | | | | | | | | | | | | | | |
| J12 Kentucky | | | | | | | | | | | | | | |
| J16 Tennessee | | | | | | | | | | | | | | |
| J19 Florida | | | | | | | | | | | | | | |
| J23 Ole Miss | | | | | | | | | | | | | | |
| J26 South Carolina | | | | | | | | | | | | | | |
| J30 Missouri | | | | | | | | | | | | | | |
| F2 Alabama | | | | | | | | | | | | | | |
| F6 LSU | | | | | | | | | | | | | | |
| F9 Arkansas | | | | | | | | | | | | | | |
| F13 Georgia | | | | | | | | | | | | | | |
| F16 Vanderbilt | | | | | | | | | | | | | | |
| F20 Alabama | | | | | | | | | | | | | | |
| F24 Texas A&M | | | | | | | | | | | | | | |
| F27 South Carolina | | | | | | | | | | | | | | |
| M2 Ole Miss | | | | | | | | | | | | | | |
| M5 Auburn | | | | | | | | | | | | | | |
| M9 SEC Tournament | | | | | | | | | | | | | | |

Ready's Notes . . .

- ✓ Career-high 25 points vs. EWU in opener en route to collecting 400th-career point.
- ✓ 9 points, 5 assists vs. Southern.
- ✓ Tallied 9 points, 4 assists and a steal against Miami in the opener in the Puerto Rico Tip-Off.
- ✓ Earned 11 points against Texas Tech, with 9 of those coming from three-point range.
- ✓ Set a career high with 11 assists and tacked on 13 points in a win against Missouri State.
- ✓ 10 points and season-high 3 steals against UT Martin.
- ✓ Tallied 11 points against UMKC.
- ✓ Earned 7 points and 4 assists in win against Tulane.
- ✓ 8 points and tied a career high with 11 assists against Northern Colorado.

CAREER STATS FOR I.J. READY

| Year | GP-GS | Min/Avg | FG-FGA | Pct | 3FM-3GA | Pct | FT-FTA | Pct | Rebs | PF-D | Asst | TO | Blk | Stl | Pts/Avg |
|---------|-------|-----------|---------|------|---------|------|--------|------|---------|------|------|-----|-----|-----|----------|
| 2013-14 | 26-21 | 626/24.1 | 59-159 | .371 | 17-48 | .354 | 18-21 | .857 | 55-2.1 | 31-1 | 69 | 41 | 0 | 32 | 153/5.9 |
| 2014-15 | 29-21 | 744/25.7 | 87-218 | .399 | 28-95 | .295 | 37-42 | .881 | 57-2.0 | 46-0 | 71 | 41 | 0 | 37 | 239/8.2 |
| 2015-16 | 12-10 | 356/29.7 | 48-115 | .417 | 11-50 | .220 | 20-24 | .833 | 28-2.3 | 22-0 | 55 | 21 | 0 | 14 | 127/10.6 |
| Totals | 67-52 | 1726/25.8 | 194-492 | .394 | 56-193 | .290 | 75-87 | .862 | 140-2.1 | 99-1 | 195 | 103 | 0 | 83 | 519/7.7 |

20 GAVIN WARE



Senior | Forward

6-9 | 260

Starkville, MS

Starkville HS

Season Highs

Points: 26, Eastern Washington, 11-13-15
 FGM: 12, Missouri St., 11-22-15
 FGA: 16, Missouri St., 11-22-15
 3FGM: ---
 3FGA: ---
 FTM: 6, NC Central, 12-31-15
 FTA: 6, NC Central, 12-31-15
 Rebounds: 13, Eastern Washington, 11-13-15
 Assists: 2, 3x, last vs. Tulane, 12-19-15
 Blocks: 3, 3x, last vs. Texas Southern, 12-2-15
 Steals: 3, Northern Colorado, 12-23-15
 Minutes: 35, twice, last vs. Texas Southern, 12-2-15

Career Highs

Points: 26, Eastern Washington, 11-13-15
 FGM: 12, Missouri St., 11-22-15
 FGA: 16, Missouri St., 11-22-15
 3FGM: --
 3FGA: --
 FTM: 8, Kentucky, 2-8-14
 FTA: 11, MVSU, 11-19-13
 Rebounds: 17, Auburn, 1-21-15
 Assists: 2, 4x, last vs. Tulane, 12-19-15
 Blocks: 5, Loyola, 12-15-12
 Steals: 3, twice, last vs. Northern Colorado, 12-23-15
 Minutes: 36, Texas A&M, 1-30-13

2015-16 Game-By-Game

| Opponent | MIN | FG | Pct. | 3FG | Pct. | FT | Pct. | O-D-R | PF | A | TO | B | S | PTS |
|----------------------------|-----|-------|------|-----|------|-----|-------|--------|----|---|----|---|---|-----|
| N13 Eastern Washington | 30 | 11-14 | .786 | 0-0 | .000 | 4-7 | .571 | 6-7-13 | 2 | 0 | 2 | 3 | 1 | 26 |
| N16 Southern University | 29 | 5-9 | .556 | 0-0 | .000 | 3-4 | .750 | 3-1-4 | 5 | 0 | 2 | 0 | 1 | 13 |
| N19 Miami | 29 | 10-15 | .667 | 0-0 | .000 | 0-0 | .000 | 2-3-5 | 4 | 1 | 1 | 0 | 0 | 20 |
| N20 Texas Tech | 35 | 6-9 | .667 | 0-0 | .000 | 3-4 | .750 | 2-7-9 | 4 | 1 | 3 | 2 | 0 | 15 |
| N22 Missouri State | 28 | 12-16 | .750 | 0-0 | .000 | 1-2 | .500 | 2-1-3 | 3 | 1 | 0 | 1 | 1 | 25 |
| N28 UT Martin | 30 | 9-12 | .750 | 0-0 | .000 | 4-5 | .800 | 4-6-10 | 0 | 2 | 0 | 3 | 1 | 22 |
| D2 Texas Southern | 35 | 8-11 | .727 | 0-0 | .000 | 3-3 | 1.000 | 5-6-11 | 2 | 2 | 1 | 3 | 0 | 19 |
| D12 UMKC | 29 | 4-6 | .667 | 0-0 | .000 | 4-5 | .800 | 4-3-7 | 5 | 0 | 1 | 1 | 0 | 12 |
| D16 Florida State | 19 | 5-9 | .556 | 0-0 | .000 | 3-4 | .750 | 5-3-8 | 3 | 0 | 0 | 0 | 0 | 13 |
| D19 Tulane | 24 | 5-7 | .714 | 0-0 | .000 | 2-4 | .500 | 2-7-9 | 3 | 2 | 0 | 1 | 1 | 12 |
| D23 Northern Colorado | 24 | 8-10 | .800 | 0-0 | .000 | 3-4 | .750 | 2-4-6 | 2 | 1 | 3 | 2 | 3 | 19 |
| D31 North Carolina Central | 25 | 5-7 | .714 | 0-0 | .000 | 6-6 | 1.000 | 1-8-9 | 1 | 1 | 1 | 0 | 1 | 16 |
| J6 Texas A&M | | | | | | | | | | | | | | |
| J9 Arkansas | | | | | | | | | | | | | | |
| J12 Kentucky | | | | | | | | | | | | | | |
| J16 Tennessee | | | | | | | | | | | | | | |
| J19 Florida | | | | | | | | | | | | | | |
| J23 Ole Miss | | | | | | | | | | | | | | |
| J26 South Carolina | | | | | | | | | | | | | | |
| J30 Missouri | | | | | | | | | | | | | | |
| F2 Alabama | | | | | | | | | | | | | | |
| F6 LSU | | | | | | | | | | | | | | |
| F9 Arkansas | | | | | | | | | | | | | | |
| F13 Georgia | | | | | | | | | | | | | | |
| F16 Vanderbilt | | | | | | | | | | | | | | |
| F20 Alabama | | | | | | | | | | | | | | |
| F24 Texas A&M | | | | | | | | | | | | | | |
| F27 South Carolina | | | | | | | | | | | | | | |
| M2 Ole Miss | | | | | | | | | | | | | | |
| M5 Auburn | | | | | | | | | | | | | | |
| M9 SEC Tournament | | | | | | | | | | | | | | |

Ware's Notes . . .

✓ 13th career-double with career-high 26 points and 13 rebounds vs. EWU.

✓ Earned his second 20-plus point game of the season with 20 versus Miami.

✓ Had 25 points against Missouri State, becoming the 35th player in school history to have 1,000 for a career

✓ 22 points and 10 rebounds against UT Martin, giving him his second double-double of the season, 14th of career.

✓ 19 points, 11 rebounds against Texas Southern, earning his third double-double of the year and 15th of his career.

✓ His 11 rebounds vs. Texas Southern made him the 12th MSU player in school history to reach 700 for a career.

✓ Totaled 748 career rebounds, which currently stands 10th in MSU history.

✓ Currently has a career total of 1,113 points, giving him with 32nd most in school history.

✓ Has scored in double digits every game this season.

✓ Scored 20-plus points in four games this season.

CAREER STATS FOR GAVIN WARE

| Year | GP-GS | Min/Avg | FG-FGA | Pct | 3FM-3GA | Pct | FT-FTA | Pct | Rebs | PF-D | Ast | TO | Blk | Stl | Pts/Avg |
|---------|--------|-----------|---------|------|---------|------|---------|------|---------|-------|-----|-----|-----|-----|-----------|
| 2012-13 | 32-27 | 824/25.8 | 110-203 | .542 | 0-0 | .000 | 50-89 | .562 | 206-6.4 | 65-2 | 9 | 40 | 24 | 15 | 270/8.4 |
| 2013-14 | 33-33 | 858/26.0 | 129-222 | .581 | 0-0 | .000 | 72-111 | .649 | 236-7.2 | 82-1 | 7 | 45 | 12 | 28 | 330/10.0 |
| 2014-15 | 30-25 | 803/26.8 | 110-220 | .500 | 0-0 | .000 | 81-109 | .743 | 212-7.1 | 70-2 | 9 | 45 | 32 | 11 | 301/10.0 |
| 2015-16 | 12-11 | 337/28.1 | 88-125 | .704 | 0-0 | .000 | 36-48 | .750 | 94-7.8 | 34-2 | 11 | 14 | 16 | 9 | 212/17.7 |
| TOTALS | 107-96 | 2822/26.4 | 437-770 | .568 | 0-0 | .000 | 239-357 | .669 | 748-7.0 | 251-7 | 36 | 144 | 84 | 63 | 1113/10.4 |

21 REGGIE PATTERSON



Junior | Guard

6-4 | 168

Baldwyn, MS

Northeast Mississippi CC

Season Highs

Points: 3, Northern Colorado, 12-23-15
 FGM: 1, Northern Colorado, 12-23-15
 FGA: 2, Northern Colorado, 12-23-15
 3FGM: ---
 3FGA: 1, Florida State, 12-16-15
 FTM: 1, Northern Colorado, 12-23-15
 FTA: 1, Northern Colorado, 12-23-15
 Rebounds: ---
 Assists: ---
 Blocks: ---
 Steals: ---
 Minutes: 3, Florida State, 12-16-15

Patterson's Notes . . .

- ✓ Made MSU debut vs. EWU.
- ✓ Scored a career-high 3 points against Northern Colorado.

2015-16 Game-By-Game

| Opponent | MIN | FG | Pct. | 3FG | Pct. | FT | Pct. | O-D-R | PF | A | TO | B | S | PTS |
|----------------------------|-------|-----|------|-----|------|-----|-------|-------|----|---|----|---|---|-----|
| N13 Eastern Washington | 1 | 0-0 | .000 | 0-0 | .000 | 0-0 | .000 | 0-0-0 | 1 | 0 | 0 | 0 | 0 | 0 |
| N16 Southern University | -DNP- | | | | | | | | | | | | | |
| N19 Miami | -DNP- | | | | | | | | | | | | | |
| N20 Texas Tech | -DNP- | | | | | | | | | | | | | |
| N22 Missouri State | -DNP- | | | | | | | | | | | | | |
| N28 UT Martin | 1 | 0-1 | .000 | 0-0 | .000 | 0-0 | .000 | 0-0-0 | 0 | 0 | 0 | 0 | 0 | 0 |
| D2 Texas Southern | -DNP- | | | | | | | | | | | | | |
| D12 UMKC | -DNP- | | | | | | | | | | | | | |
| D16 Florida State | 3 | 0-1 | .000 | 0-1 | .000 | 0-0 | .000 | 0-0-0 | 1 | 0 | 0 | 0 | 0 | 0 |
| D19 Tulane | -DNP- | | | | | | | | | | | | | |
| D23 Northern Colorado | 2 | 1-2 | .500 | 0-0 | .000 | 1-1 | 1.000 | 0-0-0 | 1 | 0 | 1 | 0 | 0 | 3 |
| D31 North Carolina Central | 2 | 0-0 | .000 | 0-0 | .000 | 0-0 | .000 | 0-0-0 | 1 | 0 | 0 | 0 | 0 | 0 |
| J6 Texas A&M | | | | | | | | | | | | | | |
| J9 Arkansas | | | | | | | | | | | | | | |
| J12 Kentucky | | | | | | | | | | | | | | |
| J16 Tennessee | | | | | | | | | | | | | | |
| J19 Florida | | | | | | | | | | | | | | |
| J23 Ole Miss | | | | | | | | | | | | | | |
| J26 South Carolina | | | | | | | | | | | | | | |
| J30 Missouri | | | | | | | | | | | | | | |
| F2 Alabama | | | | | | | | | | | | | | |
| F6 LSU | | | | | | | | | | | | | | |
| F9 Arkansas | | | | | | | | | | | | | | |
| F13 Georgia | | | | | | | | | | | | | | |
| F16 Vanderbilt | | | | | | | | | | | | | | |
| F20 Alabama | | | | | | | | | | | | | | |
| F24 Texas A&M | | | | | | | | | | | | | | |
| F27 South Carolina | | | | | | | | | | | | | | |
| M2 Ole Miss | | | | | | | | | | | | | | |
| M5 Auburn | | | | | | | | | | | | | | |
| M9 SEC Tournament | | | | | | | | | | | | | | |

CAREER STATS FOR REGGIE PATTERSON

| Year | GP-GS | Min/Avg | FG-FGA | Pct | 3FM-3GA | Pct | FT-FTA | Pct | Rebs | PF-D | Asst | TO | Blk | Stl | Pts/Avg |
|---------|-------|---------|--------|------|---------|------|--------|-------|-------|------|------|----|-----|-----|---------|
| 2015-16 | 5-0 | 9/1.8 | 1-4 | .250 | 0-1 | .000 | 1-1 | 1.000 | 0-0.0 | 4-0 | 0 | 1 | 0 | 0 | 3/0.6 |

23 TRAVIS DANIELS



Senior | Guard

6-7 | 225

Tuscaloosa, AL

Shelton State CC

Season Highs

Points: 18, Texas Southern, 12-2-15
FGM: 7, Eastern Washington, 11-13-15
FGA: 12, UT Martin, 11-28-15
3FGM: 3, Southern, 11-16-15
3FGA: 5, UMKC, 12-12-15
FTM: 4, twice, last vs. Northern Colorado, 12-23-15
FTA: 4, 3x, last vs. Northern Colorado, 12-23-15
Rebounds: 10, Southern, 11-16-15
Assists: 3, twice, last vs. Texas Southern, 12-2-15
Blocks: 2, Miami, 11-19-15
Steals: 1, twice, last vs. NC Central, 12-31-15
Minutes: 34, Texas Tech, 11-20-15

Career Highs

Points: 21, St. Louis, 11-28-14
FGM: 8, St. Louis, 11-28-14
FGA: 16, Texas A&M, 1-13-15
3FGM: 4, 4x, last vs. Texas A&M, 1-13-15
3FGA: 8, Texas A&M, 1-13-15
FTM: 5, 4x, last vs. Ole Miss, 2-19-15
FTA: 7, twice, last vs. Tulane, 12-6-14
Rebounds: 10, Southern, 11-16-15
Assists: 3, 3x, last vs. Texas Southern, 12-2-15
Blocks: 2, vs. Miami, 11-19-15
Steals: 2, twice, last vs. Florida State, 1-2-15
Minutes: 35, Texas A&M, 1-13-15

2015-16 Game-By-Game

| Opponent | MIN | FG | Pct. | 3FG | Pct. | FT | Pct. | O-D-R | PF | A | TO | B | S | PTS |
|----------------------------|-------|------|-------|-----|-------|-----|-------|--------|----|---|----|---|---|-----|
| N13 Eastern Washington | 21 | 7-9 | .778 | 1-3 | .333 | 1-1 | 1.000 | 0-0-0 | 2 | 1 | 0 | 0 | 0 | 16 |
| N16 Southern University | 33 | 3-3 | 1.000 | 3-3 | 1.000 | 0-0 | .000 | 4-6-10 | 2 | 1 | 1 | 0 | 0 | 9 |
| N19 Miami | 25 | 2-6 | .333 | 1-2 | .500 | 0-0 | .000 | 1-2-3 | 3 | 2 | 2 | 2 | 0 | 5 |
| N20 Texas Tech | 34 | 2-3 | .667 | 1-1 | 1.000 | 1-4 | .250 | 4-2-6 | 1 | 1 | 1 | 1 | 0 | 6 |
| N22 Missouri State | 32 | 3-7 | .429 | 1-3 | .333 | 2-3 | .667 | 4-4-8 | 2 | 3 | 1 | 1 | 0 | 9 |
| N28 UT Martin | 29 | 4-12 | .333 | 0-4 | .000 | 0-0 | .000 | 6-1-7 | 3 | 1 | 3 | 1 | 0 | 8 |
| D2 Texas Southern | 32 | 6-11 | .545 | 2-2 | 1.000 | 4-4 | 1.000 | 1-3-4 | 3 | 3 | 1 | 1 | 0 | 18 |
| D12 UMKC | 28 | 1-9 | .111 | 0-5 | .000 | 0-0 | .000 | 5-2-7 | 2 | 2 | 1 | 0 | 0 | 2 |
| D16 Florida State | -DNP- | | | | | | | | | | | | | |
| D19 Tulane | 18 | 2-5 | .400 | 1-2 | .500 | 0-0 | .000 | 0-3-3 | 1 | 0 | 1 | 0 | 0 | 5 |
| D23 Northern Colorado | 18 | 1-1 | 1.000 | 0-0 | .000 | 4-4 | 1.000 | 2-2-4 | 3 | 0 | 1 | 1 | 1 | 6 |
| D31 North Carolina Central | 19 | 2-4 | .500 | 0-1 | .000 | 0-0 | .000 | 0-3-3 | 1 | 0 | 0 | 0 | 1 | 4 |
| J6 Texas A&M | | | | | | | | | | | | | | |
| J9 Arkansas | | | | | | | | | | | | | | |
| J12 Kentucky | | | | | | | | | | | | | | |
| J16 Tennessee | | | | | | | | | | | | | | |
| J19 Florida | | | | | | | | | | | | | | |
| J23 Ole Miss | | | | | | | | | | | | | | |
| J26 South Carolina | | | | | | | | | | | | | | |
| J30 Missouri | | | | | | | | | | | | | | |
| F2 Alabama | | | | | | | | | | | | | | |
| F6 LSU | | | | | | | | | | | | | | |
| F9 Arkansas | | | | | | | | | | | | | | |
| F13 Georgia | | | | | | | | | | | | | | |
| F16 Vanderbilt | | | | | | | | | | | | | | |
| F20 Alabama | | | | | | | | | | | | | | |
| F24 Texas A&M | | | | | | | | | | | | | | |
| F27 South Carolina | | | | | | | | | | | | | | |
| M2 Ole Miss | | | | | | | | | | | | | | |
| M5 Auburn | | | | | | | | | | | | | | |
| M9 SEC Tournament | | | | | | | | | | | | | | |

Daniels' Notes . . .

- ✓ 16 points vs. EWU.
- ✓ Had 9 points and a career-high 10 rebounds vs. Southern
- ✓ Earned 5 points and a career-high 2 blocks vs. Miami.
- ✓ Played a season-high 34 minutes with 6 points and 6 rebounds against Texas Tech.
- ✓ 9 points, 8 rebounds and 3 assists (tied career high) vs. Missouri State.
- ✓ 8 points, 7 rebounds vs. UT Martin. Career-high 6 offensive rebounds.
- ✓ Earned a season-high 18 points and tied a career high with 3 assists against Texas Southern.
- ✓ Returned from missing one game due to concussion to score 5 points and tally 3 rebounds in MSU's win against Tulane.

CAREER STATS FOR TRAVIS DANIELS

| Year | GP-GS | Min/Avg | FG-FGA | Pct | 3FM-3GA | Pct | FT-FTA | Pct | Rebs | PF-D | Asst | TO | Blk | Stl | Pts/Avg |
|---------|-------|----------|---------|------|---------|------|--------|------|---------|------|------|----|-----|-----|---------|
| 2014-15 | 32-26 | 632/19.8 | 70-176 | .398 | 24-83 | .289 | 30-45 | .667 | 124-3.9 | 52-0 | 18 | 49 | 5 | 14 | 194/6.1 |
| 2015-16 | 11-11 | 289/26.3 | 33-70 | .471 | 10-26 | .385 | 12-16 | .750 | 55-5.0 | 23-0 | 14 | 12 | 7 | 2 | 88/8.0 |
| TOTALS | 43-37 | 921/21.4 | 103-246 | .419 | 34-109 | .312 | 42-61 | .689 | 179-4.2 | 75-0 | 32 | 61 | 12 | 16 | 282/6.6 |

24 JETT JOBE



Freshman | Guard

6-4 | 181

Tuttle, OK

Tuttle HS

Season Highs

Points: 1, Eastern Washington, 11-13-15
FGM: ---
FGA: 1, Eastern Washington, 11-13-15
3FGM: ---
3FGA: ---
FTM: ---
FTA: ---
Rebounds: 1, twice, last vs. Northern Colorado, 12-23-15
Assists: 1, Northern Colorado, 12-23-15
Blocks: ---
Steals: ---
Minutes: 4, NC Central, 12-31-15

Jobe's Notes . . .

- ✓ Made MSU debut vs. EWU.
- ✓ Earned his first-career rebound vs. Miami.

2015-16 Game-By-Game

| Opponent | MIN | FG | Pct. | 3FG | Pct. | FT | Pct. | O-D-R | PF | A | TO | B | S | PTS |
|----------------------------|-------|-----|------|-----|------|-----|------|-------|----|---|----|---|---|-----|
| N13 Eastern Washington | 1 | 0-1 | .000 | 0-0 | .000 | 0-0 | .000 | 0-0-0 | 0 | 0 | 0 | 0 | 0 | 0 |
| N16 Southern University | -DNP- | | | | | | | | | | | | | |
| N19 Miami | 2 | 0-0 | .000 | 0-0 | .000 | 0-0 | .000 | 0-1-1 | 0 | 0 | 0 | 0 | 0 | 0 |
| N20 Texas Tech | -DNP- | | | | | | | | | | | | | |
| N22 Missouri State | -DNP- | | | | | | | | | | | | | |
| N28 UT Martin | 2 | 0-0 | .000 | 0-0 | .000 | 0-0 | .000 | 0-0-0 | 0 | 0 | 0 | 0 | 0 | 0 |
| D2 Texas Southern | -DNP- | | | | | | | | | | | | | |
| D12 UMKC | -DNP- | | | | | | | | | | | | | |
| D16 Florida State | -DNP- | | | | | | | | | | | | | |
| D19 Tulane | -DNP- | | | | | | | | | | | | | |
| D23 Northern Colorado | 2 | 0-0 | .000 | 0-0 | .000 | 0-0 | .000 | 0-1-1 | 0 | 1 | 0 | 0 | 0 | 0 |
| D31 North Carolina Central | 4 | 0-0 | .000 | 0-0 | .000 | 0-0 | .000 | 0-0-0 | 1 | 0 | 0 | 0 | 0 | 0 |
| J6 Texas A&M | | | | | | | | | | | | | | |
| J9 Arkansas | | | | | | | | | | | | | | |
| J12 Kentucky | | | | | | | | | | | | | | |
| J16 Tennessee | | | | | | | | | | | | | | |
| J19 Florida | | | | | | | | | | | | | | |
| J23 Ole Miss | | | | | | | | | | | | | | |
| J26 South Carolina | | | | | | | | | | | | | | |
| J30 Missouri | | | | | | | | | | | | | | |
| F2 Alabama | | | | | | | | | | | | | | |
| F6 LSU | | | | | | | | | | | | | | |
| F9 Arkansas | | | | | | | | | | | | | | |
| F13 Georgia | | | | | | | | | | | | | | |
| F16 Vanderbilt | | | | | | | | | | | | | | |
| F20 Alabama | | | | | | | | | | | | | | |
| F24 Texas A&M | | | | | | | | | | | | | | |
| F27 South Carolina | | | | | | | | | | | | | | |
| M2 Ole Miss | | | | | | | | | | | | | | |
| M5 Auburn | | | | | | | | | | | | | | |
| M9 SEC Tournament | | | | | | | | | | | | | | |

CAREER STATS FOR JETT JOBE

| Year | GP-GS | Min/Avg | FG-FGA | Pct | 3FM-3GA | Pct | FT-FTA | Pct | Rebs | PF-D | Ast | TO | Blk | Stl | Pts/Avg |
|---------|-------|---------|--------|------|---------|------|--------|------|-------|------|-----|----|-----|-----|---------|
| 2015-16 | 5-0 | 11/2.2 | 0-1 | .000 | 0-0 | .000 | 0-0 | .000 | 2-0.4 | 1-0 | 1 | 0 | 0 | 0 | 0/0.0 |

32 CRAIG SWORD



Senior | Guard

6-3 | 197

Montgomery, AL

G.W. Carver HS

Season Highs

Points: 20, twice, last vs. Florida State, 12-16-15
FGM: 7, twice, last vs. Florida State, 12-16-15
FGA: 14, Tulane, 12-19-15
3FGM: 2, twice, last vs. Texas Southern, 12-2-15
3FGA: 8, Southern, 11-16-15
FTM: 7, Miami, 11-19-15
FTA: 9, twice, last vs. Tulane, 12-19-15
Rebounds: 5, Tulane, 12-19-15
Assists: 5, UMKC, 12-12-15
Blocks: 4, Texas Southern, 12-2-15
Steals: 3, twice, last vs. Northern Colorado, 12-23-15
Minutes: 34, Tulane, 12-19-15

Career Highs

Points: 33, LSU, 2-19-14
FGM: 11, LSU, 2-19-14
FGA: 17, twice, last vs. Tennessee, 3-14-13
3FGM: 5, Ole Miss, 1-28-15
3FGA: 8, Southern, 11-16-15
FTM: 15, Ole Miss, 1-11-14
FTA: 18, Ole Miss, 1-11-14
RBs: 8, 4x, last vs. South Carolina, 2-28-15
Assists: 9, Ole Miss, 3-2-13
Blocks: 4, Texas Southern, 12-2-15
Steals: 7, Ole Miss, 1-11-14
Minutes: 39, Texas A&M, 1-18-14

2015-16 Game-By-Game

| Opponent | MIN | FG | Pct. | 3FG | Pct. | FT | Pct. | O-D-R | PF | A | TO | B | S | PTS |
|----------------------------|-----|------|------|-----|------|-----|-------|-------|----|---|----|---|---|-----|
| N13 Eastern Washington | 25 | 3-8 | .375 | 1-4 | .250 | 2-3 | .667 | 0-4-4 | 3 | 3 | 3 | 2 | 2 | 9 |
| N16 Southern University | 24 | 4-11 | .364 | 2-8 | .250 | 6-6 | 1.000 | 2-1-3 | 5 | 2 | 7 | 1 | 0 | 16 |
| N19 Miami | 28 | 6-12 | .500 | 1-2 | .500 | 7-9 | .778 | 2-1-3 | 3 | 4 | 1 | 1 | 1 | 20 |
| N20 Texas Tech | 28 | 3-10 | .300 | 0-4 | .000 | 0-0 | .000 | 2-1-3 | 4 | 1 | 2 | 3 | 0 | 6 |
| N22 Missouri State | 30 | 5-6 | .833 | 1-2 | .500 | 1-1 | 1.000 | 1-0-1 | 2 | 1 | 2 | 0 | 2 | 12 |
| N28 UT Martin | 24 | 3-8 | .375 | 0-2 | .000 | 2-3 | .667 | 1-1-2 | 2 | 4 | 3 | 0 | 1 | 8 |
| D2 Texas Southern | 25 | 7-12 | .583 | 2-5 | .400 | 0-0 | .000 | 1-1-2 | 5 | 2 | 2 | 4 | 2 | 16 |
| D12 UMKC | 32 | 3-7 | .429 | 1-4 | .250 | 5-8 | .625 | 2-1-3 | 5 | 5 | 4 | 2 | 3 | 12 |
| D16 Florida State | 28 | 7-13 | .538 | 0-1 | .000 | 6-8 | .750 | 1-2-3 | 1 | 2 | 2 | 0 | 1 | 20 |
| D19 Tulane | 34 | 4-14 | .286 | 0-2 | .000 | 6-9 | .667 | 1-4-5 | 0 | 1 | 2 | 0 | 1 | 14 |
| D23 Northern Colorado | 24 | 1-4 | .250 | 0-1 | .000 | 2-5 | .400 | 0-3-3 | 4 | 4 | 1 | 1 | 3 | 4 |
| D31 North Carolina Central | 25 | 4-7 | .571 | 0-2 | .000 | 0-2 | .000 | 1-3-4 | 1 | 3 | 4 | 2 | 1 | 8 |
| J6 Texas A&M | | | | | | | | | | | | | | |
| J9 Arkansas | | | | | | | | | | | | | | |
| J12 Kentucky | | | | | | | | | | | | | | |
| J16 Tennessee | | | | | | | | | | | | | | |
| J19 Florida | | | | | | | | | | | | | | |
| J23 Ole Miss | | | | | | | | | | | | | | |
| J26 South Carolina | | | | | | | | | | | | | | |
| J30 Missouri | | | | | | | | | | | | | | |
| F2 Alabama | | | | | | | | | | | | | | |
| F6 LSU | | | | | | | | | | | | | | |
| F9 Arkansas | | | | | | | | | | | | | | |
| F13 Georgia | | | | | | | | | | | | | | |
| F16 Vanderbilt | | | | | | | | | | | | | | |
| F20 Alabama | | | | | | | | | | | | | | |
| F24 Texas A&M | | | | | | | | | | | | | | |
| F27 South Carolina | | | | | | | | | | | | | | |
| M2 Ole Miss | | | | | | | | | | | | | | |
| M5 Auburn | | | | | | | | | | | | | | |
| M9 SEC Tournament | | | | | | | | | | | | | | |

Sword's Notes . . .

✓ Preseason second-team All-SEC selection by the league coaches.

✓ 9 points vs. EWU.

✓ Had 16 points vs. Southern.

✓ His 20 points, 4 assists and 3 rebounds vs. Miami

✓ 6 points, 3 rebounds vs. Texas Tech.

✓ Tallied 12 points vs. Missouri State, moving him into 26th place on MSU's career scoring chart.

✓ 8 points, 4 assists, 2 rebounds vs. UT Martin.

✓ Tallied 16 points and earned a career-high 4 blocks against Texas Southern.

✓ In his 100th-career game with MSU, had 12 points, 5 assists, 3 steals and 2 blocks at UMKC.

✓ Tallied 14 points and a season-high 5 rebounds in a season-high 34 minutes against Tulane.

✓ Moved past Erick Dampier for the 21st most points in school history with 1,234.

✓ Tied Timmy Bowers for sixth place on the MSU all-time steals list vs. NC Central and currently has 161 for his career.

CAREER STATS FOR CRAIG SWORD

| Year | GP-GS | Min/Avg | FG-FGA | Pct | 3FM-3GA | Pct | FT-FTA | Pct | Rebs | PF-D | Ast | TO | Blk | Stl | Pts/Avg |
|---------|--------|-----------|---------|------|---------|------|---------|------|---------|--------|-----|-----|-----|-----|-----------|
| 2012-13 | 32-30 | 854/26.7 | 120-296 | .405 | 13-67 | .194 | 82-148 | .554 | 92-2.9 | 92-8 | 75 | 127 | 14 | 55 | 335/10.5 |
| 2013-14 | 32-32 | 900/28.1 | 157-324 | .485 | 12-44 | .273 | 111-179 | .620 | 120-3.8 | 93-4 | 88 | 96 | 15 | 60 | 437/13.7 |
| 2014-15 | 28-22 | 695/24.8 | 97-215 | .451 | 27-75 | .360 | 96-137 | .701 | 79-3.2 | 70-2 | 48 | 71 | 11 | 29 | 317/11.3 |
| 2015-16 | 12-12 | 327/27.3 | 50-112 | .446 | 8-37 | .216 | 37-54 | .685 | 36-3.0 | 35-3 | 32 | 33 | 16 | 17 | 145/12.1 |
| TOTALS | 104-96 | 2776/26.7 | 424-947 | .448 | 60-223 | .269 | 326-518 | .629 | 327-3.1 | 290-17 | 243 | 327 | 56 | 161 | 1234/11.9 |

33 ELIJAH STALEY



Freshman | Forward

6-7 | 230

Marietta, GA

Wheeler HS

Season Highs

Points: 1, NC Central, 12-31-15

FGM: ---

FGA: 1, Florida State, 12-16-15

3FGM: ---

3FGA: ---

FTM: 1, NC Central, 12-31-15

FTA: 2, NC Central, 12-31-15

Rebounds: 1, Florida State, 12-16-15

Assists: ---

Blocks: ---

Steals: 1, Florida State, 12-16-15

Minutes: 6, Florida State, 12-16-15

Staley's Notes . . .

- ✓ Backup quarterback on football team.
- ✓ Joined the basketball team in early December.
- ✓ Made MSU debut at Florida State and logged 6 minutes.
- ✓ Scored his first-career point off a free throw against NC Central.

2015-16 Game-By-Game

| Opponent | MIN | FG | Pct. | 3FG | Pct. | FT | Pct. | O-D-R | PF | A | TO | B | S | PTS |
|----------------------------|-------|-----|------|-----|------|-----|------|-------|----|---|----|---|---|-----|
| N13 Eastern Washington | -DNP- | | | | | | | | | | | | | |
| N16 Southern University | -DNP- | | | | | | | | | | | | | |
| N19 Miami | -DNP- | | | | | | | | | | | | | |
| N20 Texas Tech | -DNP- | | | | | | | | | | | | | |
| N22 Missouri State | -DNP- | | | | | | | | | | | | | |
| N28 UT Martin | -DNP- | | | | | | | | | | | | | |
| D2 Texas Southern | -DNP- | | | | | | | | | | | | | |
| D12 UMKC | -DNP- | | | | | | | | | | | | | |
| D16 Florida State | 6 | 0-1 | .000 | 0-0 | .000 | 0-0 | .000 | 0-1-1 | 0 | 0 | 1 | 0 | 1 | 0 |
| D19 Tulane | -DNP- | | | | | | | | | | | | | |
| D23 Northern Colorado | -DNP- | | | | | | | | | | | | | |
| D31 North Carolina Central | 2 | 0-0 | .000 | 0-0 | .000 | 1-2 | .500 | 0-0-0 | 1 | 0 | 0 | 0 | 0 | 1 |
| J6 Texas A&M | | | | | | | | | | | | | | |
| J9 Arkansas | | | | | | | | | | | | | | |
| J12 Kentucky | | | | | | | | | | | | | | |
| J16 Tennessee | | | | | | | | | | | | | | |
| J19 Florida | | | | | | | | | | | | | | |
| J23 Ole Miss | | | | | | | | | | | | | | |
| J26 South Carolina | | | | | | | | | | | | | | |
| J30 Missouri | | | | | | | | | | | | | | |
| F2 Alabama | | | | | | | | | | | | | | |
| F6 LSU | | | | | | | | | | | | | | |
| F9 Arkansas | | | | | | | | | | | | | | |
| F13 Georgia | | | | | | | | | | | | | | |
| F16 Vanderbilt | | | | | | | | | | | | | | |
| F20 Alabama | | | | | | | | | | | | | | |
| F24 Texas A&M | | | | | | | | | | | | | | |
| F27 South Carolina | | | | | | | | | | | | | | |
| M2 Ole Miss | | | | | | | | | | | | | | |
| M5 Auburn | | | | | | | | | | | | | | |
| M9 SEC Tournament | | | | | | | | | | | | | | |

CAREER STATS FOR ELIJAH STALEY

| Year | GP-GS | Min/Avg | FG-FGA | Pct | 3FM-3GA | Pct | FT-FTA | Pct | Rebs | PF-D | Ast | TO | Blk | Stl | Pts/Avg |
|---------|-------|---------|--------|------|---------|------|--------|------|-------|------|-----|----|-----|-----|---------|
| 2015-16 | 2-0 | 8/4.0 | 0-1 | .000 | 0-0 | .000 | 1-2 | .500 | 1-0.5 | 1-0 | 0 | 1 | 0 | 1 | 1/0.5 |

35 ARIC HOLMAN



Freshman | Forward

6-10 | 212

Owensboro, KY

Owensboro HS

Season Highs

Points: 2, twice, last vs. NC Central, 12-31-15**FGM:** 1, twice, last vs. NC Central, 12-31-15**FGA:** 3, Northern Colorado, 12-23-15**3FGM:** ---**3FGA:** 1, Northern Colorado, 12-23-15**FTM:** ---**FTA:** ---**Rebounds:** 2, twice, last vs. NC Central, 12-31-15**Assists:** 2, NC Central, 12-31-15**Blocks:** 1, NC Central, 12-31-15**Steals:** ---**Minutes:** 13, NC Central, 12-31-15

Holman's Notes . . .

✓ Missed all of preseason with a knee injury.

✓ Made his collegiate debut against Northern Colorado, scoring 2 points and pulling down 2 rebounds in 11 minutes.

✓ Scored 2 points and set career highs with 2 assists and a block against NC Central.

2015-16 Game-By-Game

| Opponent | MIN | FG | Pct. | 3FG | Pct. | FT | Pct. | O-D-R | PF | A | TO | B | S | PTS |
|----------------------------|-------|-----|------|-----|------|-----|------|-------|----|---|----|---|---|-----|
| N13 Eastern Washington | -DNP- | | | | | | | | | | | | | |
| N16 Southern University | -DNP- | | | | | | | | | | | | | |
| N19 Miami | -DNP- | | | | | | | | | | | | | |
| N20 Texas Tech | -DNP- | | | | | | | | | | | | | |
| N22 Missouri State | -DNP- | | | | | | | | | | | | | |
| N28 UT Martin | -DNP- | | | | | | | | | | | | | |
| D2 Texas Southern | -DNP- | | | | | | | | | | | | | |
| D12 UMKC | -DNP- | | | | | | | | | | | | | |
| D16 Florida State | -DNP- | | | | | | | | | | | | | |
| D19 Tulane | -DNP- | | | | | | | | | | | | | |
| D23 Northern Colorado | 11 | 1-3 | .333 | 0-1 | .000 | 0-0 | .000 | 0-2-2 | 2 | 0 | 1 | 0 | 0 | 2 |
| D31 North Carolina Central | 13 | 1-2 | .500 | 0-0 | .000 | 0-0 | .000 | 0-2-2 | 2 | 2 | 1 | 1 | 0 | 2 |
| J6 Texas A&M | | | | | | | | | | | | | | |
| J9 Arkansas | | | | | | | | | | | | | | |
| J12 Kentucky | | | | | | | | | | | | | | |
| J16 Tennessee | | | | | | | | | | | | | | |
| J19 Florida | | | | | | | | | | | | | | |
| J23 Ole Miss | | | | | | | | | | | | | | |
| J26 South Carolina | | | | | | | | | | | | | | |
| J30 Missouri | | | | | | | | | | | | | | |
| F2 Alabama | | | | | | | | | | | | | | |
| F6 LSU | | | | | | | | | | | | | | |
| F9 Arkansas | | | | | | | | | | | | | | |
| F13 Georgia | | | | | | | | | | | | | | |
| F16 Vanderbilt | | | | | | | | | | | | | | |
| F20 Alabama | | | | | | | | | | | | | | |
| F24 Texas A&M | | | | | | | | | | | | | | |
| F27 South Carolina | | | | | | | | | | | | | | |
| M2 Ole Miss | | | | | | | | | | | | | | |
| M5 Auburn | | | | | | | | | | | | | | |
| M9 SEC Tournament | | | | | | | | | | | | | | |

CAREER STATS FOR ARIC HOLMAN

| Year | GP-GS | Min/Avg | FG-FGA | Pct | 3FM-3GA | Pct | FT-FTA | Pct | Rebs | PF-D | Asst | TO | Blk | Stl | Pts/Avg |
|---------|-------|---------|--------|------|---------|------|--------|------|-------|------|------|----|-----|-----|---------|
| 2015-16 | 2-0 | 24/12.0 | 2-5 | .400 | 0-1 | .000 | 0-0 | .000 | 4-2.0 | 4-0 | 2 | 2 | 1 | 0 | 4/2.0 |

Exhibition 1 — Nov. 6, 2015

Mississippi State 95
Fort Valley State 56

Humphrey Coliseum • Starkville, MS

Fort Valley State

| Player | FG | 3FG | FT | RB | PF | PT | A | Min |
|---------------|--------------|-------------|--------------|-----------|-----------|-----------|----------|------------|
| Bell f | 1-3 | 0-0 | 3-5 | 2 | 1 | 5 | 1 | 22 |
| Wilson c | 3-15 | 0-3 | 3-4 | 4 | 2 | 9 | 0 | 28 |
| Thomas g | 0-0 | 0-0 | 0-0 | 1 | 2 | 0 | 0 | 11 |
| Bryant g | 1-4 | 1-1 | 0-0 | 0 | 0 | 3 | 0 | 11 |
| Franklin g | 3-7 | 1-1 | 2-3 | 1 | 1 | 9 | 1 | 16 |
| Hansberry | 2-4 | 0-1 | 0-0 | 0 | 3 | 4 | 0 | 16 |
| Edwards | 5-7 | 0-0 | 0-3 | 0 | 1 | 10 | 0 | 13 |
| Fluellen | 0-2 | 0-2 | 0-1 | 5 | 1 | 0 | 1 | 16 |
| McMillan | 2-4 | 0-1 | 1-2 | 2 | 2 | 5 | 0 | 12 |
| Broner | 0-1 | 0-0 | 1-2 | 3 | 0 | 1 | 1 | 12 |
| Duke | 2-6 | 1-4 | 1-2 | 3 | 3 | 6 | 0 | 20 |
| Warren | 2-4 | 0-0 | 0-2 | 6 | 1 | 4 | 0 | 12 |
| Mobley | 0-3 | 0-3 | 0-0 | 2 | 0 | 0 | 0 | 11 |
| TOTALS | 21-60 | 3-16 | 11-24 | 31 | 17 | 56 | 4 | 200 |

Mississippi State

| Player | FG | 3FG | FT | RB | PF | PT | A | Min |
|---------------|--------------|--------------|--------------|-----------|-----------|-----------|-----------|------------|
| Ware f | 6-6 | 0-0 | 0-0 | 6 | 3 | 12 | 0 | 17 |
| Daniels f | 2-2 | 0-0 | 0-0 | 1 | 5 | 4 | 0 | 11 |
| Thomas g | 4-9 | 2-7 | 1-1 | 3 | 0 | 11 | 2 | 29 |
| Ready g | 7-14 | 3-5 | 0-0 | 4 | 2 | 17 | 9 | 23 |
| Sword g | 5-10 | 1-3 | 3-5 | 10 | 2 | 14 | 4 | 31 |
| Houston | 1-3 | 0-0 | 3-4 | 5 | 1 | 5 | 1 | 14 |
| Zuppardo | 5-6 | 1-2 | 1-1 | 10 | 4 | 12 | 2 | 25 |
| Holmes | 0-1 | 0-1 | 0-0 | 0 | 0 | 0 | 1 | 3 |
| W'spoon | 5-11 | 3-5 | 2-3 | 1 | 2 | 15 | 6 | 19 |
| Patterson | 0-0 | 0-0 | 0-0 | 2 | 0 | 0 | 0 | 3 |
| Ndoye | 2-5 | 0-0 | 1-2 | 4 | 4 | 5 | 1 | 21 |
| Jobe | 0-2 | 0-2 | 0-0 | 0 | 0 | 0 | 0 | 4 |
| TOTALS | 37-69 | 10-25 | 11-16 | 51 | 23 | 95 | 26 | 200 |

Halftime: MSU 47, FVSU 27. FG%: MSU 53.6%, FVSU 35.0. 3FG%: MSU 40.0%, FVSU 18.8%. FT%: MSU 68.8%, FVSU 45.8%. Turnovers: MSU 17 (Sword 4), FVSU 18 (Franklin 4). Blocked Shots: MSU 2 (Thomas), FVSU 1 (Fluellen). Steals: MSU 11 (Ready 4), FVSU 6 (Franklin 2). Officials: Tony Greene, Marc Ellard, Todd Austin. Attendance: 3,300.

Game 1 — Nov. 13, 2015

Mississippi State 106
Eastern Washington 88

Humphrey Coliseum • Starkville, MS

Eastern Washington

| Player | FG | 3FG | FT | RB | PF | PT | A | Min |
|---------------|--------------|-------------|--------------|-----------|-----------|-----------|----------|------------|
| Bliznyuk f | 7-14 | 1-2 | 6-7 | 2 | 4 | 21 | 1 | 30 |
| Von Hofe f | 7-13 | 5-10 | 2-3 | 2 | 1 | 21 | 0 | 37 |
| Jois f | 5-7 | 0-0 | 2-5 | 7 | 3 | 12 | 0 | 30 |
| Washington g | 5-7 | 0-1 | 1-2 | 2 | 4 | 11 | 1 | 22 |
| McBroom g | 6-15 | 0-4 | 3-3 | 2 | 0 | 15 | 5 | 36 |
| Gibson | 0-5 | 0-4 | 0-0 | 3 | 4 | 0 | 1 | 17 |
| Henderson | 0-0 | 0-0 | 0-0 | 0 | 0 | 0 | 0 | 2 |
| Ferris | 0-0 | 0-0 | 2-2 | 1 | 0 | 2 | 0 | 4 |
| Benzel | 0-1 | 0-1 | 0-0 | 0 | 0 | 0 | 0 | 2 |
| Nuno | 1-1 | 0-0 | 0-0 | 1 | 1 | 2 | 0 | 5 |
| Reid | 1-1 | 0-0 | 0-0 | 2 | 2 | 2 | 0 | 7 |
| Hunt | 1-1 | 0-0 | 0-0 | 0 | 1 | 2 | 1 | 8 |
| TOTALS | 33-65 | 6-22 | 16-22 | 25 | 20 | 88 | 9 | 200 |

Mississippi State

| Player | FG | 3FG | FT | RB | PF | PT | A | Min |
|---------------|--------------|-------------|--------------|-----------|-----------|------------|-----------|------------|
| Ware f | 11-14 | 0-0 | 4-7 | 13 | 2 | 26 | 0 | 30 |
| Daniels f | 7-9 | 1-3 | 1-1 | 0 | 2 | 16 | 1 | 21 |
| Thomas g | 3-6 | 0-2 | 4-4 | 5 | 0 | 10 | 1 | 35 |
| Ready g | 8-16 | 1-5 | 8-9 | 2 | 2 | 25 | 6 | 35 |
| Sword g | 3-8 | 1-4 | 2-3 | 4 | 3 | 9 | 3 | 25 |
| Houston | 1-1 | 0-0 | 0-0 | 0 | 0 | 2 | 0 | 6 |
| Zuppardo | 3-3 | 0-0 | 0-0 | 8 | 3 | 6 | 1 | 15 |
| Holmes | 0-0 | 0-0 | 0-0 | 0 | 0 | 0 | 0 | 1 |
| W'spoon | 5-8 | 2-3 | 0-0 | 2 | 4 | 12 | 1 | 23 |
| Patterson | 0-0 | 0-0 | 0-0 | 0 | 1 | 0 | 0 | 1 |
| Ndoye | 0-0 | 0-0 | 0-0 | 2 | 4 | 0 | 1 | 7 |
| Jobe | 0-1 | 0-0 | 0-0 | 0 | 0 | 0 | 0 | 1 |
| TOTALS | 41-66 | 5-17 | 19-24 | 40 | 21 | 106 | 13 | 200 |

Halftime: EWU 51, MSU 48. FG%: MSU 62.1%, EWU 50.8. 3FG%: MSU 29.4%, EWU 27.3%. FT%: MSU 79.2%, EWU 72.7%. Turnovers: MSU 13 (Ready 5), EWU 11 (Jois 3). Blocked Shots: MSU 7 (Ware 3), EWU 0. Steals: MSU 4 (Sword 2), EWU 8 (Bliznyuk 3). Officials: Pat Adams, Antinio Petty, Brent Hampton. Attendance: 9,931.

Game 2 — Nov. 16, 2015

Southern Mississippi State 76
Mississippi State 72

Humphrey Coliseum • Starkville, MS

Southern

| Player | FG | 3FG | FT | RB | PF | PT | A | Min |
|---------------|--------------|-------------|--------------|-----------|-----------|-----------|-----------|------------|
| Sam f | 4-6 | 0-0 | 2-4 | 8 | 3 | 10 | 2 | 30 |
| Allen f | 3-3 | 0-0 | 0-0 | 2 | 5 | 6 | 0 | 9 |
| Hyder g | 1-7 | 0-0 | 1-2 | 4 | 1 | 3 | 4 | 36 |
| Rodgers g | 6-15 | 4-6 | 0-2 | 5 | 1 | 16 | 0 | 35 |
| Banks g | 5-14 | 1-5 | 7-10 | 2 | 5 | 18 | 4 | 35 |
| Thomas | 3-5 | 0-0 | 0-0 | 2 | 2 | 6 | 0 | 15 |
| Prudhomme | 3-7 | 1-3 | 2-2 | 3 | 1 | 9 | 0 | 25 |
| Nunn | 4-5 | 0-0 | 0-0 | 4 | 2 | 8 | 0 | 15 |
| TOTALS | 29-62 | 6-14 | 12-20 | 34 | 20 | 76 | 10 | 200 |

Mississippi State

| Player | FG | 3FG | FT | RB | PF | PT | A | Min |
|---------------|--------------|--------------|--------------|-----------|-----------|-----------|-----------|------------|
| Ware f | 5-9 | 0-0 | 3-4 | 4 | 5 | 13 | 0 | 29 |
| Daniels f | 3-3 | 3-3 | 0-0 | 10 | 2 | 9 | 1 | 33 |
| Thomas g | 3-6 | 3-6 | 0-0 | 7 | 1 | 9 | 1 | 32 |
| Ready g | 3-13 | 1-5 | 2-2 | 3 | 0 | 9 | 5 | 32 |
| Sword g | 4-11 | 2-8 | 6-6 | 3 | 5 | 16 | 2 | 24 |
| Zuppardo | 2-6 | 1-3 | 1-2 | 5 | 1 | 6 | 0 | 9 |
| W'spoon | 1-4 | 0-1 | 2-3 | 3 | 2 | 4 | 0 | 17 |
| Newman | 2-8 | 1-5 | 1-6 | 2 | 0 | 6 | 3 | 17 |
| Ndoye | 0-0 | 0-0 | 0-0 | 2 | 3 | 0 | 0 | 7 |
| TOTALS | 23-60 | 11-31 | 15-23 | 44 | 19 | 72 | 12 | 200 |

Halftime: SU 45, MSU 40. FG%: MSU 38.3%, SU 46.8. 3FG%: MSU 35.5%, SU 42.9%. FT%: MSU 65.2%, SU 60.0%. Turnovers: MSU 19 (Sword 7), SU 8 (Hyder, Prudhomme 2). Blocked Shots: MSU 2 (Sword, Zuppardo), SU 7 (Nunn 5). Steals: MSU 4 (Ware, Thomas, Ready, Weatherspoon), SU 10 (Prudhomme 4). Officials: Olandis Poole, Joe DeRosa, John Hampton. Attendance: 5,895.

Game 3 — Nov. 19, 2015

Miami Mississippi State 105
Mississippi State 79

Coliseo Roberto Clemente • Puerto Rico

Miami

| Player | FG | 3FG | FT | RB | PF | PT | A | Min |
|---------------|--------------|-------------|--------------|-----------|-----------|------------|-----------|------------|
| Uceda f | 4-6 | 2-3 | 0-0 | 6 | 3 | 10 | 0 | 22 |
| Jekiri c | 3-5 | 0-0 | 2-2 | 10 | 3 | 8 | 2 | 18 |
| Reed g | 1-2 | 1-1 | 5-5 | 3 | 4 | 8 | 1 | 18 |
| McCellan g | 5-10 | 2-3 | 6-6 | 0 | 1 | 18 | 4 | 32 |
| Rodriguez g | 4-6 | 2-3 | 1-2 | 3 | 3 | 11 | 5 | 24 |
| Newton | 5-10 | 0-2 | 5-8 | 2 | 2 | 15 | 5 | 24 |
| Lawrence | 3-7 | 0-2 | 4-6 | 4 | 3 | 10 | 2 | 22 |
| Palmer | 6-9 | 2-3 | 0-2 | 2 | 0 | 14 | 1 | 21 |
| Izundu | 3-5 | 0-0 | 5-7 | 7 | 0 | 11 | 0 | 15 |
| Robinson | 0-0 | 0-0 | 0-0 | 0 | 1 | 0 | 0 | 2 |
| Stowell | 0-0 | 0-0 | 0-0 | 0 | 0 | 0 | 0 | 2 |
| TOTALS | 34-60 | 9-17 | 28-38 | 41 | 20 | 105 | 20 | 200 |

Mississippi State

| Player | FG | 3FG | FT | RB | PF | PT | A | Min |
|---------------|--------------|-------------|--------------|-----------|-----------|-----------|-----------|------------|
| Ware f | 10-15 | 0-0 | 0-0 | 5 | 4 | 20 | 1 | 29 |
| Thomas g | 0-5 | 0-4 | 0-0 | 4 | 3 | 0 | 0 | 27 |
| Ready g | 3-8 | 1-3 | 2-4 | 1 | 3 | 9 | 4 | 26 |
| Daniels f | 2-6 | 1-2 | 0-0 | 3 | 3 | 5 | 2 | 25 |
| Sword g | 6-12 | 1-2 | 7-9 | 3 | 3 | 20 | 4 | 28 |
| Zuppardo | 2-3 | 2-2 | 0-0 | 1 | 4 | 6 | 0 | 9 |
| W'spoon | 2-6 | 0-1 | 0-0 | 3 | 4 | 4 | 2 | 16 |
| Newman | 5-10 | 4-8 | 1-2 | 3 | 3 | 15 | 1 | 27 |
| Ndoye | 0-1 | 0-0 | 0-0 | 2 | 2 | 0 | 0 | 11 |
| Jobe | 0-0 | 0-0 | 0-0 | 1 | 3 | 0 | 0 | 2 |
| TOTALS | 30-66 | 9-22 | 10-15 | 27 | 29 | 79 | 14 | 200 |

Halftime: UM 59, MSU 35. FG%: MSU 45.5%, UM 56.7. 3FG%: MSU 40.9%, UM 52.9%. FT%: MSU 66.7%, UM 73.7%. Turnovers: MSU 13 (Ready 5), UM 11 (Jekiri 2). Blocked Shots: MSU 5 (Daniels 2), UM 1 (Jekiri). Steals: MSU 3 (Sword, Ready, Weatherspoon), UM 7 (McClellan, Newton, Lawrence 2). Officials: Antinio Petty, Joe DeRosa, Kipp Kissinger. Attendance: 1,947.

Game 4 — Nov. 20, 2015

Texas Tech Mississippi State 74
Mississippi State 72

Coliseo Roberto Clemente • Puerto Rico

Mississippi State

| Player | FG | 3FG | FT | RB | PF | PT | A | Min |
|---------------|--------------|-------------|--------------|-----------|-----------|-----------|-----------|------------|
| Ware f | 6-9 | 0-0 | 3-4 | 9 | 4 | 15 | 1 | 35 |
| Newman g | 6-17 | 2-9 | 3-3 | 6 | 4 | 17 | 4 | 31 |
| Ready g | 4-9 | 3-6 | 0-0 | 6 | 3 | 11 | 3 | 33 |
| Daniels f | 2-3 | 1-1 | 1-4 | 6 | 1 | 6 | 1 | 34 |
| Sword g | 3-10 | 0-4 | 0-0 | 3 | 4 | 6 | 1 | 28 |
| Thomas | 1-4 | 0-2 | 0-0 | 0 | 0 | 2 | 1 | 9 |
| Zuppardo | 2-3 | 1-1 | 0-0 | 1 | 2 | 5 | 0 | 12 |
| W'spoon | 3-6 | 1-4 | 3-3 | 5 | 2 | 10 | 0 | 18 |
| TOTALS | 27-61 | 8-27 | 10-14 | 37 | 20 | 72 | 11 | 200 |

Texas Tech

| Player | FG | 3FG | FT | RB | PF | PT | A | Min |
|---------------|--------------|-------------|--------------|-----------|-----------|-----------|-----------|------------|
| Smith f | 4-6 | 0-0 | 4-4 | 5 | 1 | 12 | 0 | 27 |
| Odias c | 2-7 | 0-0 | 0-1 | 10 | 3 | 4 | 1 | 26 |
| Williams g | 6-18 | 1-9 | 2-2 | 3 | 2 | 15 | 3 | 31 |
| Evans g | 4-7 | 2-3 | 3-6 | 3 | 2 | 13 | 1 | 25 |
| Gotcher g | 4-9 | 1-3 | 2-2 | 3 | 3 | 11 | 3 | 31 |
| Manderson | 1-3 | 0-0 | 2-2 | 1 | 0 | 4 | 0 | 10 |
| Thomas | 2-3 | 0-0 | 0-0 | 1 | 1 | 4 | 1 | 15 |
| Williamson | 1-2 | 0-1 | 0-0 | 1 | 0 | 2 | 1 | 9 |
| Ross | 0-2 | 0-1 | 5-6 | 2 | 2 | 5 | 0 | 17 |
| Jackson | 2-3 | 0-1 | 0-0 | 2 | 1 | 4 | 0 | 9 |
| TOTALS | 26-60 | 4-18 | 18-23 | 36 | 15 | 74 | 10 | 200 |

Halftime: TT 41, MSU 32. FG%: MSU 44.3%, TT 43.3. 3FG%: MSU 29.6%, TT 22.2%. FT%: MSU 71.4%, TT 78.3%. Turnovers: MSU 14 (Ware, Newman 3), TT 11 (Evans 3). Blocked Shots: MSU 7 (Sword 3), TT 3 (Smith 2). Steals: MSU 3 (Ready 2), TT 7 (Williams 3). Officials: Lee Cassell, Jeb Hartness, Chris Beaver. Attendance: 2,001.

Game 5 — Nov. 22, 2015

Mississippi State 84
Missouri State 70

Coliseo Roberto Clemente • Puerto Rico

Missouri State

| Player | | FG | 3FG | FT | RB | PF | PT | A | Min |
|------------|---|-------|------|-------|----|----|----|----|-----|
| Church | f | 3-3 | 0-0 | 0-0 | 4 | 2 | 6 | 0 | 21 |
| Martin | g | 0-3 | 0-0 | 2-2 | 3 | 3 | 2 | 0 | 10 |
| Miller | g | 3-13 | 3-6 | 0-0 | 1 | 1 | 9 | 5 | 34 |
| Williams | f | 4-11 | 0-2 | 4-6 | 5 | 2 | 12 | 4 | 35 |
| Kendrix | g | 6-7 | 2-3 | 3-4 | 3 | 3 | 17 | 1 | 27 |
| Ruder | | 0-4 | 0-4 | 0-0 | 0 | 0 | 0 | 0 | 19 |
| Gerring | | 0-1 | 0-2 | 2-2 | 3 | 3 | 4 | 0 | 17 |
| Dixon | | 30-2 | 0-0 | 1-2 | 1 | 0 | 1 | 0 | 6 |
| Kreklow | | 0-0 | 0-0 | 0-0 | 0 | 0 | 0 | 0 | 1 |
| Boone | | 5-7 | 0-0 | 3-4 | 4 | 2 | 13 | 2 | 24 |
| McCullough | | 2-2 | 0-0 | 2-3 | 2 | 0 | 6 | 0 | 6 |
| TOTALS | | 24-56 | 5-17 | 17-23 | 33 | 16 | 70 | 12 | 200 |

Game 6 — Nov. 28, 2015

| Mississippi State | | | | | | | 76 | |
|------------------------------------|-------|------|-----|----|----|----|----|-----|
| UT Martin | | | | | | | 51 | |
| Humphrey Coliseum • Starkville, MS | | | | | | | | |
| UT Martin | | | | | | | | |
| Player | FG | 3FG | FT | RB | PF | PT | A | Min |
| Rowe f | 2-6 | 0-1 | 0-2 | 4 | 2 | 4 | 0 | 25 |
| Howard f | 5-12 | 0-0 | 0-0 | 3 | 1 | 10 | 3 | 29 |
| Taylor f | 5-6 | 0-0 | 1-2 | 6 | 3 | 11 | 1 | 23 |
| Mobley g | 0-7 | 0-4 | 0-0 | 3 | 2 | 0 | 2 | 24 |
| Anderson g | 3-8 | 2-5 | 0-0 | 2 | 0 | 8 | 1 | 38 |
| Lee | 4-11 | 3-7 | 0-0 | 3 | 3 | 11 | 1 | 30 |
| London | 1-2 | 0-0 | 0-0 | 3 | 2 | 2 | 0 | 7 |
| Martinez | 0-0 | 0-0 | 0-0 | 0 | 0 | 0 | 0 | 3 |
| Variste | 2-3 | 0-0 | 1-2 | 1 | 2 | 5 | 1 | 12 |
| TOTALS | 22-55 | 5-17 | 2-6 | 27 | 15 | 51 | 9 | 200 |

| | | | |
|--------------------------|--------------|-------------|-------------|
| Mississippi State | | 76 | |
| Player | | FG | |
| Ware f | 9-12 | 0-0 | 4-5 |
| Daniels f | 4-12 | 0-4 | 0-0 |
| Newman g | 2-10 | 1-4 | 0-0 |
| Ready g | 5-10 | 0-2 | 0-0 |
| Sword g | 3-8 | 0-2 | 2-3 |
| Thomas | 1-3 | 1-3 | 0-0 |
| Zuppardo | 2-3 | 0-1 | 0-0 |
| Holmes | 0-0 | 0-0 | 0-0 |
| W'Spoon | 6-6 | 2-2 | 2-2 |
| Patterson | 0-1 | 0-0 | 0-0 |
| Ndoye | 0-0 | 0-0 | 0-0 |
| Jobe | 0-0 | 0-0 | 0-0 |
| TOTALS | 32-65 | 4-18 | 8-10 |

Halftime: MSU 36, UTM 29. FG%: MSU 49.2%, UTM 40.0. 3FG%: MSU 22.2%, UTM 29.4%. FT%: MSU 80.0%, UTM 33.3%. Turnovers: MSU 10 (Sword, Daniels 3), UTM 12 (Four players with 2). Blocked Shots: MSU 4 (Ware 3), UTM 4 (Howard 3). Steals: MSU 19 (Ready 3), UTM 6 (Variste 3). Officials: Anthony Jordan, Ted Valentine, Karl Hess. Attendance: 7,150.

Game 7 — Dec. 2, 2015

| | | | | | | | | | | |
|------------------------------------|---|-------|------|------|----|----|----|---|-----|----|
| Mississippi State | | | | | | | | | | 86 |
| Texas Southern | | | | | | | | | | 73 |
| Humphrey Coliseum • Starkville, MS | | | | | | | | | | |
| Texas Southern | | | | | | | | | | |
| Player | | FG | 3FG | FT | RB | PF | PT | A | Min | |
| Thomas | f | 4-13 | 0-1 | 7-12 | 4 | 2 | 15 | 8 | 33 | |
| Riley | f | 6-10 | 0-4 | 3-4 | 7 | 2 | 15 | 2 | 33 | |
| Griffin | f | 9-17 | 0-0 | 1-5 | 12 | 3 | 19 | 1 | 34 | |
| Martin | g | 4-8 | 2-6 | 0-0 | 3 | 1 | 10 | 2 | 33 | |
| Coleman | g | 1-2 | 1-2 | 0-0 | 0 | 0 | 3 | 0 | 14 | |
| Blanks | | 2-6 | 1-2 | 0-0 | 1 | 0 | 5 | 1 | 30 | |
| Rodriguez | | 2-5 | 2-2 | 0-0 | 4 | 0 | 6 | 1 | 23 | |
| TOTALS | | 22-55 | 5-17 | 2-6 | 27 | 15 | 51 | 9 | 200 | |

| | | | |
|--------------------------|--------------|-------------|------------|
| Mississippi State | | 86 | |
| Player | | FG | |
| Ware f | 8-11 | 0-0 | 3-3 |
| Daniels f | 6-11 | 2-2 | 4-4 |
| W'Spoon g | 2-7 | 1-3 | 0-0 |
| Newman g | 4-8 | 1-5 | 0-0 |
| Sword g | 7-12 | 2-5 | 0-0 |
| Thomas | 2-4 | 1-3 | 0-0 |
| Zuppardo | 1-2 | 1-2 | 0-0 |
| Ready | 5-12 | 1-7 | 0-0 |
| TOTALS | 35-67 | 9-27 | 7-7 |

Halftime: MSU 45, TSU 37. FG%: MSU 52.2%, TSU 45.9. 3FG%: MSU 33.3%, TSU 35.3%. FT%: MSU 100.0%, TSU 52.4%. Turnovers: MSU 7 (Sword, Ready 2), TSU 14 (Thomas 6). Blocked Shots: MSU 10 (Sword 4), TSU 2 (Griffin, Coleman). Steals: MSU 5 (Newman, Sword 2), TSU 3 (Thomas 2). Officials: Pat Adams, James Breeding, Brent Hampton. Attendance: 6,239.

Game 8 — Dec. 12, 2015

| Missouri-Kansas City | | | | | | | 72 | | | |
|----------------------------------------|-------|------|-------|----|----|----|----|-----|--|--|
| Mississippi State | | | | | | | 67 | | | |
| Municipal Auditorium • Kansas City, MO | | | | | | | | | | |
| Mississippi State | | | | | | | | | | |
| Player | FG | 3FG | FT | RB | PF | PT | A | Min | | |
| Ware f | 4-6 | 0-0 | 4-5 | 7 | 5 | 12 | 0 | 29 | | |
| Newman f | 6-15 | 4-10 | 2-3 | 4 | 0 | 18 | 0 | 34 | | |
| Ready g | 5-15 | 0-5 | 1-1 | 1 | 2 | 11 | 1 | 34 | | |
| Daniels f | 1-9 | 0-5 | 0-0 | 7 | 2 | 2 | 2 | 28 | | |
| Sword g | 3-7 | 1-4 | 5-8 | 3 | 5 | 12 | 5 | 32 | | |
| Thomas | 0-2 | 0-2 | 2-2 | 1 | 0 | 2 | 0 | 11 | | |
| Zuppardo | 1-2 | 1-1 | 0-0 | 1 | 1 | 3 | 2 | 19 | | |
| W'Spoon | 3-6 | 1-2 | 0-0 | 4 | 3 | 7 | 3 | 13 | | |
| TOTALS | 22-55 | 7-29 | 14-19 | 30 | 18 | 67 | 13 | 200 | | |

| | | | |
|---------------|--------------|-------------|--------------|
| UMKC | | 72 | |
| Player | | FG | |
| Shayok f | 6-7 | 0-0 | 3-3 |
| Austin f | 2-7 | 0-0 | 0-0 |
| Smith g | 0-0 | 0-0 | 0-0 |
| Boyd g | 4-9 | 1-4 | 0-0 |
| Harrison g | 5-11 | 3-6 | 8-10 |
| King | 3-4 | 0-0 | 1-2 |
| Steward | 4-6 | 1-1 | 0-0 |
| Newbill | 1-3 | 0-0 | 0-0 |
| Leek | 0-0 | 0-0 | 0-0 |
| Tillman | 2-3 | 0-0 | 1-2 |
| TOTALS | 27-50 | 5-11 | 13-17 |

Halftime: UMKC 31, MSU 29. FG%: MSU 37.1%, UMKC 54.0. 3FG%: MSU 24.1%, UMKC 45.5%. FT%: MSU 73.7%, UMKC 76.5%. Turnovers: MSU 12 (Sword 4), UMKC 17 (Harrison 5). Blocked Shots: MSU 3 (Sword 2), UMKC 5 (Tillman 3). Steals: MSU 8 (Weatherspoon, Sword 3), UMKC 7 (Boyd 2). Officials: Ronnie Hernandez, Doran Gotchall, Brent Meaux. Attendance: 2,886.

Game 9 — Dec. 16, 2015

| | | | | | | | | | | |
|-------------------------------------------------|---|-------|------|-------|----|----|----|---|-----|----|
| Florida State | | | | | | | | | | 90 |
| Mississippi State | | | | | | | | | | 66 |
| Donald L. Tucker Civic Center • Tallahassee, FL | | | | | | | | | | |
| Mississippi State | | | | | | | | | | |
| Player | | FG | 3FG | FT | RB | PF | PT | A | Min | |
| Ware | f | 5-9 | 0-0 | 3-4 | 8 | 3 | 13 | 0 | 19 | |
| Thomas | g | 2-6 | 1-5 | 1-2 | 9 | 4 | 6 | 1 | 35 | |
| W'spoon | g | 2-10 | 0-3 | 0-0 | 2 | 3 | 4 | 0 | 33 | |
| Newman | g | 4-11 | 2-5 | 2-2 | 3 | 1 | 12 | 1 | 22 | |
| Sword | g | 7-13 | 0-1 | 6-8 | 3 | 1 | 20 | 2 | 28 | |
| Zuppardo | | 1-4 | 1-4 | 0-0 | 3 | 5 | 3 | 0 | 13 | |
| Ready | | 3-7 | 2-5 | 0-0 | 1 | 3 | 8 | 1 | 26 | |
| Patterson | | 0-1 | 0-1 | 0-0 | 0 | 1 | 0 | 0 | 3 | |
| Ndoye | | 0-0 | 0-0 | 0-0 | 0 | 5 | 0 | 0 | 15 | |
| Staley | | 0-1 | 0-0 | 0-0 | 1 | 0 | 0 | 0 | 6 | |
| TOTALS | | 24-62 | 6-24 | 12-16 | 32 | 26 | 66 | 5 | 200 | |

| | | | |
|---------------|--------------|-------------|--------------|
| UMKC | | 66 | |
| Player | | FG | |
| B'ovsky c | 2-2 | 0-0 | 7-9 |
| Bacon g | 7-12 | 0-2 | 6-8 |
| Beasley g | 5-11 | 2-5 | 5-6 |
| R.-Mayes g | 5-9 | 1-3 | 2-2 |
| Brandon g | 1-2 | 0-0 | 0-0 |
| Cofer | 0-1 | 0-0 | 2-2 |
| Bookert | 3-8 | 1-4 | 0-0 |
| Bell | 1-7 | 0-5 | 2-2 |
| Mann | 4-5 | 0-0 | 0-1 |
| Koumadje | 1-2 | 0-0 | 2-6 |
| Smith | 0-0 | 0-0 | 0-0 |
| Saxton | 1-4 | 0-1 | 0-0 |
| TOTALS | 30-63 | 4-20 | 26-36 |

Halftime: FSU 37, MSU 28. FG%: MSU 38.7%, FSU 47.6. 3FG%: MSU 25.0%, FSU 20.0%. FT%: MSU 75.0%, FSU 72.2%. Turnovers: MSU 15 (Weatherspoon 4), FSU 13 (Rathan-Mayes, Smith 3). Blocked Shots: MSU 1 (Ndoye), FSU 2 (Bojanovsky, Bacon). Steals: MSU 4 (Weatherspoon 2), FSU 7 (Beasley, Bell, Mann 2). Officials: Michael Stephens, Jeffrey Anderson, Doug Sirmmons. Attendance: 5,466.

Game 10 — Dec. 19, 2015

| Mississippi State | | | | | | | | | | 69 |
|------------------------------------|---|-------|------|------|----|----|----|----|-----|----|
| Tulane | | | | | | | | | | 59 |
| Humphrey Coliseum • Starkville, MS | | | | | | | | | | |
| Tulane | | | | | | | | | | |
| Player | | FG | 3FG | FT | RB | PF | PT | A | Min | |
| Osetk'ski | f | 9-13 | 0-1 | 2-2 | 8 | 3 | 20 | 0 | 33 | |
| Jarreau | f | 3-6 | 1-2 | 1-4 | 6 | 1 | 8 | 3 | 29 | |
| Dabney | f | 4-10 | 0-5 | 0-1 | 4 | 5 | 8 | 4 | 31 | |
| Julien | g | 0-4 | 0-3 | 0-0 | 3 | 3 | 0 | 2 | 21 | |
| Morgan | g | 4-11 | 1-5 | 2-2 | 10 | 2 | 11 | 0 | 34 | |
| Mack | | 1-6 | 0-1 | 0-0 | 0 | 3 | 2 | 2 | 18 | |
| Reynolds | | 1-3 | 1-3 | 0-0 | 3 | 2 | 3 | 0 | 11 | |
| Harris | | 2-6 | 1-3 | 0-0 | 0 | 0 | 5 | 0 | 14 | |
| Paul | | 0-0 | 0-0 | 0-2 | 0 | 1 | 0 | 0 | 2 | |
| Frazier | | 1-2 | 0-1 | 0-0 | 2 | 1 | 2 | 0 | 7 | |
| TOTALS | | 25-61 | 4-24 | 5-11 | 39 | 21 | 59 | 11 | 200 | |

| | | | |
|--------------------------|--------------|-------------|--------------|
| Mississippi State | | 69 | |
| Player | | FG | |
| Daniels f | 2-5 | 1-2 | 0-0 |
| Thomas g | 3-5 | 2-4 | 1-1 |
| Newman g | 3-9 | 3-5 | 6-6 |
| Ready g | 2-5 | 0-2 | 3-4 |
| Sword g | 4-14 | 0-2 | 6-9 |
| Zuppardo | 0-4 | 0-2 | 0-0 |
| W'Spoon | 2-6 | 1-1 | 2-2 |
| Ware | 5-7 | 0-0 | 2-4 |
| TOTALS | 21-55 | 7-18 | 20-26 |

Halftime: MSU 40, TU 34. FG%: MSU 38.2%, TU 41.0. 3FG%: MSU 38.9%, TU 16.7%. FT%: MSU 76.9%, TU 45.5%. Turnovers: MSU 9 (Newman 3), TU 9 (Dabney, Morgan, Reynolds 2). Blocked Shots: MSU 1 (Ware), TU 3 (Jarreau 2). Steals: MSU 5 (Five players with 1), TU 6 (Osetkowski 3). Officials: Doug Sirmmons, Anthony Jordan, Karl Hess. Attendance: 4,804.

Game 11 — Dec. 23, 2015

| Mississippi State | | | | 93 | | | | | |
|------------------------------------|---|-------|------|------|----|----|----|---|-----|
| Northern Colorado | | | | 69 | | | | | |
| Mississippi Coliseum • Jackson, MS | | | | | | | | | |
| Northern Colorado | | | | | | | | | |
| Player | | FG | 3FG | FT | RB | PF | PT | A | Min |
| Sylla | f | 2-6 | 0-0 | 1-2 | 5 | 3 | 5 | 0 | 26 |
| Morgan | f | 2-4 | 0-0 | 0-0 | 3 | 3 | 4 | 1 | 16 |
| Davis | f | 4-6 | 2-2 | 1-2 | 4 | 4 | 11 | 2 | 22 |
| Seward | g | 3-6 | 1-3 | 2-2 | 4 | 4 | 9 | 1 | 15 |
| Anglin | g | 4-11 | 1-4 | 4-5 | 4 | 1 | 13 | 1 | 33 |
| Loose | | 0-0 | 0-0 | 0-0 | 0 | 0 | 0 | 2 | 5 |
| Evans | | 1-4 | 0-0 | 0-0 | 2 | 2 | 2 | 0 | 12 |
| Mathis | | 0-0 | 0-0 | 0-0 | 0 | 2 | 0 | 0 | 6 |
| Johnson | | 4-7 | 3-6 | 0-0 | 1 | 1 | 11 | 0 | 18 |
| Wilson | | 5-10 | 1-4 | 0-0 | 1 | 0 | 11 | 1 | 28 |
| Verhagen | | 1-1 | 0-0 | 1-2 | 0 | 0 | 3 | 0 | 19 |
| TOTALS | | 26-55 | 8-19 | 9-13 | 25 | 20 | 69 | 8 | 200 |

| | | | |
|--------------------------|--------------|-------------|--------------|
| Mississippi State | | 93 | |
| Player | | FG | |
| Ware f | 8-10 | 0-0 | 3-4 |
| Daniels f | 1-1 | 0-0 | 4-4 |
| Newman g | 6-11 | 4-8 | 4-4 |
| Ready g | 3-6 | 0-3 | 2-2 |
| Sword g | 1-4 | 0-1 | 2-5 |
| Thomas | 4-8 | 2-6 | 3-4 |
| Zuppardo | 3-5 | 2-3 | 0-0 |
| Holmes | 0-0 | 0-0 | 0-0 |
| W'Spoon | 4-5 | 0-1 | 2-2 |
| Patterson | 1-2 | 0-0 | 1-1 |
| Jobe | 0-0 | 0-0 | 0-0 |
| Holman | 1-3 | 0-1 | 0-0 |
| TOTALS | 32-55 | 8-23 | 21-26 |

Halftime: MSU 49, UNCO 34. FG%: MSU 58.2%, UNCO 47.3. 3FG%: MSU 34.8%, UNCO 42.1%. FT%: MSU 80.8%, UNCO 69.2%. Turnovers: MSU 12 (Ware, Newman 3), UNCO 18 (Anglin 4). Blocked Shots: MSU 5 (Ware 2), UNCO 2 (Davis, Evans). Steals: MSU 12 (Ware, Sword 3), UNCO 6 (Davis 4). Officials: Ron Groover, Sean Casey, A.J. Desai. Attendance: 4,512.

Game 12 — Dec. 31, 2015

Mississippi State 71
North Carolina Central 48

Humphrey Coliseum • Starkville, MS

North Carolina Central

| Player | FG | 3FG | FT | RB | PF | PT | A | Min |
|---------------|--------------|-------------|-------------|-----------|-----------|-----------|----------|------------|
| Ingram f | 2-6 | 0-0 | 2-4 | 12 | 2 | 6 | 1 | 38 |
| Hood f | 2-5 | 0-0 | 0-0 | 9 | 5 | 4 | 0 | 22 |
| Madison g | 3-13 | 3-12 | 0-0 | 1 | 0 | 9 | 1 | 23 |
| Wiggins g | 0-0 | 0-0 | 0-0 | 0 | 0 | 0 | 1 | 4 |
| Cole g | 4-16 | 1-6 | 0-0 | 1 | 2 | 9 | 3 | 35 |
| Holmes | 3-15 | 0-6 | 2-3 | 4 | 2 | 8 | 1 | 22 |
| Worthern | 0-2 | 0-0 | 0-0 | 0 | 0 | 0 | 0 | 3 |
| Benton | 1-4 | 0-0 | 3-4 | 9 | 0 | 5 | 0 | 16 |
| Allen | 0-2 | 0-2 | 0-0 | 1 | 1 | 0 | 0 | 4 |
| McAllister | 0-0 | 0-0 | 0-0 | 0 | 0 | 0 | 0 | 1 |
| Graf | 2-9 | 1-4 | 2-2 | 1 | 1 | 7 | 1 | 32 |
| TOTALS | 17-72 | 5-30 | 9-13 | 48 | 13 | 48 | 8 | 200 |

Mississippi State

| Player | FG | 3FG | FT | RB | PF | PT | A | Min |
|---------------|--------------|-------------|-------------|-----------|-----------|-----------|-----------|------------|
| Ware f | 5-7 | 0-0 | 6-6 | 9 | 1 | 16 | 1 | 25 |
| Daniels f | 2-4 | 0-1 | 0-0 | 3 | 1 | 4 | 0 | 19 |
| Newman g | 6-9 | 2-5 | 1-2 | 4 | 0 | 15 | 4 | 27 |
| Ready g | 2-5 | 1-3 | 0-0 | 0 | 1 | 5 | 2 | 26 |
| Sword g | 4-7 | 0-2 | 0-2 | 4 | 1 | 8 | 3 | 25 |
| Thomas | 1-3 | 1-2 | 0-0 | 4 | 2 | 3 | 2 | 18 |
| Zuppardo | 1-4 | 1-3 | 0-0 | 1 | 2 | 3 | 0 | 13 |
| Holmes | 0-2 | 0-2 | 0-0 | 0 | 0 | 0 | 0 | 2 |
| W'spoon | 6-11 | 1-3 | 1-1 | 7 | 2 | 14 | 4 | 24 |
| Patterson | 0-0 | 0-0 | 0-0 | 0 | 1 | 0 | 0 | 2 |
| Jobe | 0-0 | 0-0 | 0-0 | 0 | 1 | 0 | 0 | 4 |
| Staley | 0-0 | 0-0 | 1-2 | 0 | 1 | 1 | 0 | 2 |
| Holman | 1-2 | 0-0 | 0-0 | 2 | 2 | 2 | 2 | 13 |
| TOTALS | 28-54 | 6-21 | 9-13 | 38 | 15 | 71 | 18 | 200 |

Halftime: MSU 34, NCCU 17. FG%: MSU 51.9%, NCCU 23.6. 3FG%: MSU 28.6%, NCCU 16.7%. FT%: MSU 69.2%, NCCU 69.2%. Turnovers: MSU 11 (Sword 4), NCCU 13 (Cole 5). Blocked Shots: MSU 5 (Thomas, Sword). Steals: MSU 8 (Ready, Weatherspoon 2), NCCU 5 (Five players with 1). Officials: Karl Hess, Ron Groover, Patrick Evans. Attendance: 2,016.

Game 13 — Jan. 6, 2016

Mississippi State
Texas A&M

Humphrey Coliseum • Starkville, MS

Game 14 — Jan. 9, 2016

Mississippi State
Arkansas

Bud Walton Arena • Fayetteville, AR

Game 15 — Jan. 12, 2016

Mississippi State
Kentucky

Rupp Arena • Lexington, KY

Game 16 — Jan. 16, 2016

Mississippi State
Tennessee

Humphrey Coliseum • Starkville, MS

Game 17 — Jan. 19, 2016

Mississippi State
Florida

O'Connell Center • Gainesville, FL

Mississippi State Basketball
Mississippi State Combined Team Statistics (as of Dec 31, 2015)
All games

| RECORD: | OVERALL | HOME | AWAY | NEUTRAL |
|----------------|---------|------|------|---------|
| ALL GAMES | 7-5 | 5-1 | 0-2 | 2-2 |
| CONFERENCE | 0-0 | 0-0 | 0-0 | 0-0 |
| NON-CONFERENCE | 7-5 | 5-1 | 0-2 | 2-2 |

| ## | Player | gp-gs | min | avg | Total | 3-Point | F-Throw | Rebounds | | pf | dq | a | to | blk | stl | pts | avg |
|----------------|-------------------|-------|------|------|---------|---------|---------|----------|---------|-------|-----|-----|-----|------|-----|-----|-----|
| | | | | | fg-fga | fg% | 3fg-fga | 3fg% | ft-fa | ft% | off | def | tot | avg | | | |
| 20 | Gavin Ware | 12-11 | 337 | 28.1 | 88-125 | .704 | 0-0 | .000 | 36-48 | .750 | 38 | 56 | 94 | 7.8 | 34 | 2 | 11 |
| 14 | Malik Newman | 11-9 | 307 | 27.9 | 49-118 | .415 | 26-70 | .371 | 22-30 | .733 | 4 | 31 | 35 | 3.2 | 15 | 0 | 26 |
| 32 | Craig Sword | 12-12 | 327 | 27.3 | 50-112 | .446 | 8-37 | .216 | 37-54 | .685 | 14 | 22 | 36 | 3.0 | 35 | 3 | 32 |
| 15 | I.J. Ready | 12-10 | 356 | 29.7 | 48-115 | .417 | 11-50 | .220 | 20-24 | .833 | 3 | 25 | 28 | 2.3 | 22 | 0 | 55 |
| 11 | Q. Weatherspoon | 12-2 | 247 | 20.6 | 39-80 | .488 | 9-26 | .346 | 12-13 | .923 | 9 | 27 | 36 | 3.0 | 27 | 0 | 17 |
| 23 | Travis Daniels | 11-11 | 289 | 26.3 | 33-70 | .471 | 10-26 | .385 | 12-16 | .750 | 27 | 28 | 55 | 5.0 | 23 | 0 | 14 |
| 01 | Fred Thomas | 12-5 | 272 | 22.7 | 20-52 | .385 | 11-39 | .282 | 12-15 | .800 | 3 | 40 | 43 | 3.6 | 20 | 0 | 10 |
| 04 | Johnny Zuppardo | 12-0 | 156 | 13.0 | 19-44 | .432 | 10-23 | .435 | 1-2 | .500 | 11 | 28 | 39 | 3.3 | 26 | 2 | 6 |
| 02 | Demetrius Houston | 1-0 | 6 | 6.0 | 1-1 | 1.000 | 0-0 | .000 | 0-0 | .000 | 0 | 0 | 0 | 0.0 | 0 | 0 | 0 |
| 35 | Aric Holman | 2-0 | 24 | 12.0 | 2-5 | .400 | 0-1 | .000 | 0-0 | .000 | 0 | 4 | 4 | 2.0 | 4 | 0 | 2 |
| 21 | Reggie Patterson | 5-0 | 9 | 1.8 | 1-4 | .250 | 0-1 | .000 | 1-1 | 1.000 | 0 | 0 | 0 | 0.0 | 4 | 0 | 0 |
| 42 | Elijah Staley | 2-0 | 8 | 4.0 | 0-1 | .000 | 0-0 | .000 | 1-2 | .500 | 0 | 1 | 1 | 0.5 | 1 | 0 | 0 |
| 22 | Fallou Ndoeye | 6-0 | 45 | 7.5 | 1-2 | .500 | 0-0 | .000 | 0-1 | .000 | 4 | 3 | 7 | 1.2 | 16 | 1 | 1 |
| 10 | Carter Holmes | 4-0 | 6 | 1.5 | 0-2 | .000 | 0-2 | .000 | 0-0 | .000 | 0 | 0 | 0 | 0.0 | 0 | 0 | 0 |
| 24 | Jett Jobe | 5-0 | 11 | 2.2 | 0-1 | .000 | 0-0 | .000 | 0-0 | .000 | 0 | 2 | 2 | 0.4 | 1 | 0 | 1 |
| Team | | | | | | | | | | | 15 | 22 | 37 | | | 4 | |
| Total..... | | 12 | 2400 | | 351-732 | .480 | 85-275 | .309 | 154-206 | .748 | 128 | 289 | 417 | 34.8 | 228 | 8 | 175 |
| Opponents..... | | 12 | 2400 | | 321-720 | .446 | 67-226 | .296 | 166-243 | .683 | 146 | 280 | 426 | 35.5 | 200 | - | 138 |

| TEAM STATISTICS | MS | OPP | Date | Opponent | Score | Att. |
|------------------------|---------|---------|----------|----------------------|----------|------|
| SCORING | 941 | 875 | 11-13-15 | EASTERN WASHINGTON | w 106-88 | 9931 |
| Points per game | 78.4 | 72.9 | 11-16-15 | SOUTHERN UNIVERSITY | L 72-76 | 5895 |
| Scoring margin | +5.5 | - | 11-19-15 | vs Miami | L 79-105 | 1947 |
| FIELD GOALS-ATT | 351-732 | 321-720 | 11-20-15 | vs Texas Tech | L 72-74 | 2001 |
| Field goal pct | .480 | .446 | 11-22-15 | vs Missouri State | w 84-70 | 1492 |
| 3 POINT FG-ATT | 85-275 | 67-226 | 11-28-15 | UT MARTIN | w 76-51 | 7150 |
| 3-point FG pct | .309 | .296 | 12-01-15 | TEXAS SOUTHERN | w 86-73 | 6239 |
| 3-pt FG made per game | 7.1 | 5.6 | 12-12-15 | at UMKC | L 67-72 | 2886 |
| FREE THROWS-ATT | 154-206 | 166-243 | 12-16-15 | at Florida State | L 66-90 | 5466 |
| Free throw pct | .748 | .683 | 12-19-15 | TULANE | w 69-59 | 4804 |
| F-Throws made per game | 12.8 | 13.8 | 12-23-15 | vs Northern Colorado | w 93-69 | 4512 |
| REBOUNDS | 417 | 426 | 12-31-15 | N.C. CENTRAL | w 71-48 | 2016 |
| Rebounds per game | 34.8 | 35.5 | | | | |
| Rebounding margin | -0.7 | - | | | | |
| ASSISTS | 175 | 138 | | | | |
| Assists per game | 14.6 | 11.5 | | | | |
| TURNOVERS | 145 | 150 | | | | |
| Turnovers per game | 12.1 | 12.5 | | | | |
| Turnover margin | +0.4 | - | | | | |
| Assist/turnover ratio | 1.2 | 0.9 | | | | |
| STEALS | 72 | 76 | | | | |
| Steals per game | 6.0 | 6.3 | | | | |
| BLOCKS | 52 | 32 | | | | |
| Blocks per game | 4.3 | 2.7 | | | | |
| ATTENDANCE | 36035 | 18304 | | | | |
| Home games-Avg/Game | 6-6006 | 2-4176 | | | | |
| Neutral site-Avg/Game | - | 4-2488 | | | | |

* - Conference game

| Score by Periods | 1st | 2nd | Totals |
|-------------------|-----|-----|--------|
| Mississippi State | 461 | 480 | 941 |
| Opponents | 442 | 433 | 875 |

Mississippi State Basketball
Mississippi State Game-by-Game Highs (as of Dec 31, 2015)
All games

| Opponent | Date | Score | Points | Rebounds | Assists | Steals | Blocked shots |
|----------------------|----------|--------|------------------------------|--------------------------------|-------------------------------------------------------------------|---------------------------------------------------------------------------------|----------------------------------|
| EASTERN WASHINGTON | 11-13-15 | 106-88 | 26-Gavin Ware | 13-Gavin Ware | 6-I.J. Ready | 2-Craig Sword | 3-Gavin Ware |
| SOUTHERN UNIVERSITY | 11-16-15 | 72-76 | 16-Craig Sword | 10-Travis Daniels | 5-I.J. Ready | 1-Q. Weatherspoon Gavin Ware Fred Thomas I.J. Ready | 1-Johnny Zuppardo Craig Sword |
| vs Miami | 11-19-15 | 79-105 | 20-Gavin Ware Craig Sword | 5-Gavin Ware | 4-Craig Sword I.J. Ready | 1-I.J. Ready Craig Sword Q. Weatherspoon | 2-Travis Daniels |
| vs Texas Tech | 11-20-15 | 72-74 | 17-Malik Newman | 9-Gavin Ware | 4-Malik Newman | 2-I.J. Ready | 3-Craig Sword |
| vs Missouri State | 11-22-15 | 84-70 | 25-Gavin Ware | 8-Travis Daniels | 11-I.J. Ready | 2-I.J. Ready Craig Sword Johnny Zuppardo | 1-Travis Daniels Gavin Ware |
| UT MARTIN | 11-28-15 | 76-51 | 22-Gavin Ware | 10-Gavin Ware | 4-I.J. Ready Craig Sword | 3-I.J. Ready | 3-Gavin Ware |
| TEXAS SOUTHERN | 12-01-15 | 86-73 | 19-Gavin Ware | 11-Gavin Ware | 3-Travis Daniels Q. Weatherspoon I.J. Ready Malik Newman | 2-Malik Newman Craig Sword | 4-Craig Sword |
| at UMKC | 12-12-15 | 67-72 | 18-Malik Newman | 7-Gavin Ware Travis Daniels | 5-Craig Sword | 3-Craig Sword Q. Weatherspoon | 2-Craig Sword |
| at Florida State | 12-16-15 | 66-90 | 20-Craig Sword | 9-Fred Thomas | 2-Craig Sword | 2-Q. Weatherspoon | 1-Fallou Ndoye |
| TULANE | 12-19-15 | 69-59 | 15-Malik Newman | 9-Gavin Ware | 4-Malik Newman Ij Ready | 1-Craig Sword Q Weatherspoon Gavin Ware Johnny Zuppardo Fred Thomas | 1-Gavin Ware |
| vs Northern Colorado | 12-23-15 | 93-69 | 20-Malik Newman | 6-Gavin Ware | 11-IJ Ready | 3-Craig Sword Gavin Ware | 2-Gavin Ware |
| N.C. CENTRAL | 12-31-15 | 71-48 | 16-Gavin Ware | 9-Gavin Ware | 4-Q Weatherspoon Malik Newman | 2-IJ Ready Q Weatherspoon | 2-Craig Sword Fred Thomas |

Mississippi State Basketball
Mississippi State Points-Rebounds-Assists (as of Dec 31, 2015)
All games

| Opponent | Date | Score | | 01 THOMAS,FRE | 02 HOUSTON,DE | 04 ZUPPARDO,J | 10 HOLMES,CAR | 11 WEATHERSPO | 14 NEWMAN,MAL | 15 READY,IJ |
|----------------------|----------|--------|---|------------------|------------------|------------------|------------------|------------------|------------------|----------------|
| EASTERN WASHINGTON | 11-13-15 | 106-88 | w | 10-5-1 | 2-0-0 | 6-8-1 | 0-0-0 | 12-2-1 | DNP | 25-2-6 |
| SOUTHERN UNIVERSITY | 11-16-15 | 72-76 | L | 9-7-1 | DNP | 6-5-0 | DNP | 4-3-0 | 6-2-3 | 9-3-5 |
| vs Miami | 11-19-15 | 79-105 | L | 0-4-0 | DNP | 6-1-0 | DNP | 4-3-2 | 15-3-1 | 9-1-4 |
| vs Texas Tech | 11-20-15 | 72-74 | L | 2-0-1 | DNP | 5-1-0 | DNP | 10-5-0 | 17-5-4 | 11-6-3 |
| vs Missouri State | 11-22-15 | 84-70 | w | 1-2-1 | DNP | 2-4-1 | DNP | 6-1-1 | 14-1-1 | 13-3-11 |
| UT MARTIN | 11-28-15 | 76-51 | w | 3-4-1 | DNP | 4-4-1 | 0-0-0 | 16-3-1 | 5-3-3 | 10-4-4 |
| TEXAS SOUTHERN | 12-01-15 | 86-73 | w | 5-2-0 | DNP | 3-1-1 | DNP | 5-1-3 | 9-2-3 | 11-4-3 |
| at UMKC | 12-12-15 | 67-72 | L | 2-1-0 | DNP | 3-1-2 | DNP | 7-4-3 | 18-4-0 | 11-1-1 |
| at Florida State | 12-16-15 | 66-90 | L | 6-9-1 | DNP | 3-3-0 | DNP | 4-2-0 | 12-3-1 | 8-1-1 |
| TULANE | 12-19-15 | 69-59 | w | 9-5-2 | DNP | 0-6-0 | DNP | 7-3-0 | 15-4-4 | 7-2-4 |
| vs Northern Colorado | 12-23-15 | 93-69 | w | 13-0-0 | DNP | 8-4-0 | 0-0-0 | 10-2-2 | 20-4-2 | 8-1-11 |
| N.C. CENTRAL | 12-31-15 | 71-48 | w | 3-4-2 | DNP | 3-1-0 | 0-0-0 | 14-7-4 | 15-4-4 | 5-0-2 |

| Opponent | Date | Score | | 20 WARE,GAVIN | 21 PATTERSON, | 22 NDOYE,FALL | 23 DANIELS,TR | 24 JOBE,JETT | 32 SWORD,CRAI | 33 STALEY,ELI |
|----------------------|----------|--------|---|------------------|------------------|------------------|------------------|-----------------|------------------|------------------|
| EASTERN WASHINGTON | 11-13-15 | 106-88 | w | 26-13-0 | 0-0-0 | 0-2-1 | 16-0-1 | 0-0-0 | 9-4-3 | DNP |
| SOUTHERN UNIVERSITY | 11-16-15 | 72-76 | L | 13-4-0 | DNP | 0-2-0 | 9-10-1 | DNP | 16-3-2 | DNP |
| vs Miami | 11-19-15 | 79-105 | L | 20-5-1 | DNP | 0-2-0 | 5-3-2 | 0-1-0 | 20-3-4 | DNP |
| vs Texas Tech | 11-20-15 | 72-74 | L | 15-9-1 | DNP | DNP | 6-6-1 | DNP | 6-3-1 | DNP |
| vs Missouri State | 11-22-15 | 84-70 | w | 25-3-1 | DNP | 2-0-0 | 9-8-3 | DNP | 12-1-1 | DNP |
| UT MARTIN | 11-28-15 | 76-51 | w | 22-10-2 | 0-0-0 | 0-1-0 | 8-7-1 | 0-0-0 | 8-2-4 | DNP |
| TEXAS SOUTHERN | 12-01-15 | 86-73 | w | 19-11-2 | DNP | DNP | 18-4-3 | DNP | 16-2-2 | DNP |
| at UMKC | 12-12-15 | 67-72 | L | 12-7-0 | DNP | DNP | 2-7-2 | DNP | 12-3-5 | DNP |
| at Florida State | 12-16-15 | 66-90 | L | 13-8-0 | 0-0-0 | 0-0-0 | DNP | DNP | 20-3-2 | 0-1-0 |
| TULANE | 12-19-15 | 69-59 | w | 12-9-2 | DNP | DNP | 5-3-0 | DNP | 14-5-1 | DNP |
| vs Northern Colorado | 12-23-15 | 93-69 | w | 19-6-1 | 3-0-0 | DNP | 6-4-0 | 0-1-1 | 4-3-4 | DNP |
| N.C. CENTRAL | 12-31-15 | 71-48 | w | 16-9-1 | 0-0-0 | DNP | 4-3-0 | 0-0-0 | 8-4-3 | 1-0-0 |














| Opponent | Date | Score | | 35 HOLMAN,ARI |
|----------------------|----------|--------|---|------------------|
| EASTERN WASHINGTON | 11-13-15 | 106-88 | w | DNP |
| SOUTHERN UNIVERSITY | 11-16-15 | 72-76 | L | DNP |
| vs Miami | 11-19-15 | 79-105 | L | DNP |
| vs Texas Tech | 11-20-15 | 72-74 | L | DNP |
| vs Missouri State | 11-22-15 | 84-70 | w | DNP |
| UT MARTIN | 11-28-15 | 76-51 | w | DNP |
| TEXAS SOUTHERN | 12-01-15 | 86-73 | w | DNP |
| at UMKC | 12-12-15 | 67-72 | L | DNP |
| at Florida State | 12-16-15 | 66-90 | L | DNP |
| TULANE | 12-19-15 | 69-59 | w | DNP |
| vs Northern Colorado | 12-23-15 | 93-69 | w | 2-2-0 |
| N.C. CENTRAL | 12-31-15 | 71-48 | w | 2-2-2 |

Mississippi State Basketball
Mississippi State Team Game-by-Game Comparison (as of Dec 31, 2015)
All games

| Opponent | 1st | 2nd | Score | Mar | Total FG | FG Pct | 3-Pointers | 3FG Pct | Free Throws | FT Pct | Rebounds | Assist | T/Over | Block | Steal | Fouls |
|---------------------|-------|-------|--------|------|-------------|-----------|------------|-----------|-------------|-----------|------------|--------|--------|-------|-------|-------|
| EASTERN WASHINGTON | 48/51 | 58/37 | 106-88 | +18 | 41-66/33-65 | .621/.508 | 5-17/6-22 | .294/.273 | 19-24/16-22 | .792/.727 | 40/25 +15 | 14/9 | 13/11 | 7/0 | 4/8 | 21/20 |
| SOUTHERN UNIVERSITY | 40/45 | 32/31 | 72-76 | (4) | 23-60/29-62 | .383/.468 | 11-31/6-14 | .355/.429 | 15-23/12-20 | .652/.600 | 44/34 +10 | 12/10 | 19/8 | 2/7 | 4/10 | 19/20 |
| Miami | 35/59 | 44/46 | 79-105 | (26) | 30-66/34-60 | .455/.567 | 9-22/9-17 | .409/.529 | 10-15/28-38 | .667/.737 | 27/41 (14) | 14/20 | 13/11 | 5/1 | 3/7 | 29/20 |
| Texas Tech | 32/41 | 40/33 | 72-74 | (2) | 27-61/26-60 | .443/.433 | 8-27/4-18 | .296/.222 | 10-14/18-23 | .714/.783 | 37/36 +1 | 11/10 | 14/10 | 7/3 | 3/7 | 20/15 |
| Missouri State | 45/27 | 39/43 | 84-70 | +14 | 35-59/24-56 | .593/.429 | 5-18/5-17 | .278/.294 | 9-13/17-23 | .692/.739 | 28/33 (5) | 20/12 | 10/14 | 2/3 | 7/4 | 19/16 |
| UT MARTIN | 36/29 | 40/22 | 76-51 | +25 | 32-65/22-55 | .492/.400 | 4-18/5-17 | .222/.294 | 8-10/2-6 | .800/.333 | 43/27 +16 | 17/9 | 10/12 | 4/4 | 9/6 | 14/15 |
| TEXAS SOUTHERN | 45/37 | 41/36 | 86-73 | +13 | 35-67/28-61 | .522/.459 | 9-27/6-17 | .333/.353 | 7-7/11-21 | 1000/.524 | 29/41 (12) | 17/15 | 7/14 | 10/2 | 5/3 | 17/8 |
| UMKC | 29/31 | 38/41 | 67-72 | (5) | 23-62/27-50 | .371/.540 | 7-29/5-11 | .241/.455 | 14-19/13-17 | .737/.765 | 30/31 (1) | 13/14 | 12/17 | 3/5 | 8/7 | 18/15 |
| Florida State | 28/37 | 38/53 | 66-90 | (24) | 24-62/30-63 | .387/.476 | 6-24/4-20 | .250/.200 | 12-16/26-36 | .750/.722 | 32/46 (14) | 5/12 | 15/13 | 1/2 | 4/7 | 26/17 |
| TULANE | 40/34 | 29/25 | 69-59 | +10 | 21-55/25-61 | .382/.410 | 7-18/4-24 | .389/.167 | 20-26/5-11 | .769/.455 | 39/39 - | 13/11 | 9/9 | 1/3 | 5/6 | 12/21 |
| Northern Colorado | 49/34 | 44/35 | 93-69 | +24 | 32-55/26-55 | .582/.473 | 8-23/8-19 | .348/.421 | 21-26/9-13 | .808/.692 | 30/25 +5 | 21/8 | 12/18 | 5/2 | 12/6 | 18/20 |
| N.C. CENTRAL | 34/17 | 37/31 | 71-48 | +23 | 28-54/17-72 | .519/.236 | 6-21/5-30 | .286/.167 | 9-13/9-13 | .692/.692 | 38/48 (10) | 18/8 | 11/13 | 5/0 | 8/5 | 15/13 |

Note: Game totals are displayed in the format TEAM/OPPONENT for each category

2015-16 MISSISSIPPI STATE PLAYER BREAKDOWN

| | | | |
|----|-------------------------------------------------------------------------------------|-------------------------------------------------------------------------------------------------------------------|----------------------------------------------------------------------------------------------------------------------------------------------------------------------------------------------------------------------------------------------------------------------------------------------------------------------------------------|
| 1 |  | Fred Thomas Jr F 6-5 210 Jackson, MS | Notes: Started 5 of the 12 non-conference games and averaged 5.3 points, 3.6 rebounds. Season-high 13 points came against Northern Colorado. Also had 10 vs. Eastern Washington. 57 points shy of becoming 36th MSU player to reach 1,000 for a career. |
| | | MIN PTS RBS AST FG% 3FG% FT% 22.7 5.3 3.6 0.8 .385 .282 .800 | |
| 4 |  | Johnny Zuppardo Sr F 6-8 226 Bay St. Louis, MS | Notes: Played in all 12 non-conference, averaging 4.1 points, 3.3 boards. Season highs of rebounds (8) and points (8) came against Eastern Washington and Northern Colorado, respectively. |
| | | MIN PTS RBS STL FG% 3FG% FT% 13.0 4.1 3.3 0.7 .432 .435 .500 | |
| 10 |  | Carter Holmes So G 6-0 185 Jackson, MS | Notes: A walk-on who has appeared in 4 games and logged 6 minutes. 0-2 shooting. |
| | | MIN PTS RBS STL FG% 3FG% FT% 1.5 0.0 0.0 0.0 .000 .000 --- | |
| 11 |  | Quindary Weatherspoon Fr G 6-4 202 Canton, MS | Notes: Started 2 of the 12 non-conference games, averaging 8.3 points and 3.0 boards. Earned SEC Freshman of the Week honors after having career-high 16 points, 3 rebounds, 2 steals vs. UT Martin. Scored in double-digits five times, including last two games. |
| | | MIN PTS RBS AST FG% 3FG% FT% 20.6 8.3 3.0 1.4 .488 .346 .923 | |
| 14 |  | Malik Newman Fr G 6-3 190 Jackson, MS | Notes: Missed opener due to turf toe. Started 9 of 11 non-conference games, averaging 13.3 points, 3.2 boards. Named SEC Freshman of the Week after career-high 20 points vs. Northern Colorado. Scored in double-digits 8 times. Averaging 16 points last 5 games. |
| | | MIN PTS RBS AST FG% 3FG% FT% 27.9 13.3 3.2 2.4 .415 .371 .733 | |
| 15 |  | I.J. Ready Jr G 5-11 170 North Little Rock, AR | Notes: Started 10 of 12 non-conference games and averaged 10.6 points, 4.6 assists. Career-high 25 points came against Eastern Washington. First-career double-double came against Missouri State (13 pts., 11 asst.). Also had 11 assists vs. Northern Colorado. Scored double-digits six times. |
| | | MIN PTS RBS AST FG% 3FG% FT% 29.7 10.6 2.3 4.6 .417 .220 .833 | |
| 20 |  | Gavin Ware Sr F 6-9 260 Starkville, MS | Notes: Started 11 of 12 non-conference games and averaged 17.7 points, 7.8 boards. Scored double-digits all games and had 20-plus three times, including career-best 26 vs. Eastern Washington to go with 13 rebounds en route to SEC Player of the Week honors. Three double-doubles on the year. 4th in nation with 70.4 FG%. |
| | | MIN PTS RBS BLK FG% 3FG% FT% 28.1 17.7 7.8 1.3 .704 --- .750 | |
| 21 |  | Reggie Patterson Jr G 6-4 158 Baldwin, MS | Notes: A former manager turned walk-on who has appeared in 5 games and logged 9 minutes. Scored first-career points vs. Northern Colorado, totaling 3 on 1-2 shooting with a free throw. 1-4 shooting on the year. |
| | | MIN PTS RBS AST FG% 3FG% FT% 1.8 0.6 0.0 0.0 .250 .000 1.000 | |
| 23 |  | Travis Daniels Sr G 6-7 225 Tuscaloosa, AL | Notes: Started 11 non-conference games, missing Florida State due to concussion. Averaged 8 points, 5 boards. Season-high 18 came against Texas Southern, while season-best 10 boards came against Southern. Also had 16 points vs. Eastern Washington. |
| | | MIN PTS RBS AST FG% 3FG% FT% 26.3 8.0 5.0 1.3 .471 .385 .750 | |
| 24 |  | Jett Jobe Fr G 6-4 181 Tuttle, OK | Notes: A walk-on who has appeared in 5 games and logged 11 minutes. 0-1 shooting with 2 rebounds and an assist. |
| | | MIN PTS RBS AST FG% 3FG% FT% 2.2 0.0 0.4 0.2 .000 --- --- | |
| 32 |  | Craig Sword Sr G 6-3 197 Montgomery, AL | Notes: Started all 12 non-conference games, averaging 12.1 points, 3.0 rebounds. Scored in double-digits seven times. Had 20 points vs. Miami and Florida State. Career-best 4 blocks vs. Southern. Season-high 5 assists vs. UMKC. |
| | | MIN PTS RBS AST FG% 3FG% FT% 27.3 12.1 3.0 2.7 .446 .216 .685 | |
| 33 |  | Elijah Staley Fr F 6-7 230 Marietta, GA | Notes: A backup quarterback who joined the basketball team in early December. Played twice, seeing first career action at Florida State and scoring first-career point on a free throw vs. N.C. Central. |
| | | MIN PTS RBS STL FG% 3FG% FT% 4.0 0.5 0.5 0.5 .000 --- .500 | |
| 35 |  | Aric Holman Fr F 6-10 212 Owensboro, KY | Notes: Out all of preseason and the first 10 games due to a knee injury. Saw first action first against Northern Colorado and totaled 2 points and 2 rebounds. Also had 2 points, 2 boards, 2 assists and a block vs. N.C. Central. |
| | | MIN PTS RBS STL FG% 3FG% FT% 11.0 2.0 2.0 --- .333 .000 --- | |