



Mississippi State Bulldogs (9-4, 0-1) vs. LSU Tigers (9-4, 1-1)

Basketball Media Relations

55 Bailey Howell Drive, Mississippi State, MS 39762

GREGG ELLIS, Primary Contact

(W) 662.325.3595 | (C) 662.322.0145 | gellis@athletics.msstate.edu

Twitter: @msusportsgregg & @HailStateMBK | www.hailstate.com

MORGAN MACGUIRE, Secondary Contact

(C) 719.660.2039 | mmacguire@athletics.msstate.edu

Twitter: @morgsmac

SERIES INFORMATION

Series: 109-98, LSU

Home: 59-38, MSU

Away: 68-35, LSU

Neutral: 4-3, MSU

Last Meeting: LSU, 88-77 (2-6-16)

Mississippi State Coach: Ben Howland

MSU Record: 23-21, 2nd year

Career Record: 424-227, 21st year

vs. LSU: 1-1

LSU Coach: Johnny Jones

LSU Record: 89-55, 5th year

Career Record: 294-217, 17th year



GAME INFORMATION

When: Saturday, Jan. 7, 2017

Time: 2:30 p.m. CT

Location: Baton Rouge, LA

Arena: Maravich Assembly Center

TV: SEC Network

PxP: Richard Cross

Analyst: Jarvis Hayes

Sideline: NA

MSU Radio Network:

PxP: Jim Ellis

Analyst: Richard Williams

Sirius/XM: 83/190

Projected Starting 5



11 Quinndary Weatherspoon

6-4 | 205 | So. | G
Canton, MS

PPG: _____ 18.0

RPG: _____ 4.7

FG%: _____ 46.8

FT%: _____ 82.1



15 I.J. Ready

5-11 | 166 | Sr. | G
Rixey, AR

PPG: _____ 10.3

APG: _____ 4.9

FG%: _____ 46.8

FT%: _____ 80.6



23 Tyson Carter

6-4 | 164 | Fr. | G
Starkville, MS

PPG: _____ 10.1

RPG: _____ 2.6

FG%: _____ 40.0

FT%: _____ 88.5



4 Mario Kegler

6-7 | 230 | Fr. | G
Jackson, MS

PPG: _____ 9.6

RPG: _____ 5.6

FG%: _____ 41.3

FT%: _____ 61.3



35 Aric Holman

6-10 | 222 | So. | F
Owensboro, KY

PPG: _____ 9.6

RPG: _____ 6.4

FG%: _____ 52.2

FT%: _____ 70.3

WHAT TO NOTE AS MSU PLAYS LSU . . .

- This is the first true road game for Mississippi State this year.
- LSU has won five of the last six in this series and four in a row in Baton Rouge (by an average of just 9.0). MSU's last win at LSU was in 2011, 58-57.
- The Bulldogs have lost three-straight SEC road openers, with their last win coming at Georgia in 2012. However, they are 5-5 the last 10 years.
- Last season, MSU was 2-7 on the road in league play.
- After shooting 50 percent or better in back-to-back games, the Bulldogs shot .365 against Alabama and made a season-low 19 field goals. Also a season low were the 58 points.
- Despite scoring a season-low 7 points against Alabama, sophomore guard **Quinndary Weatherspoon** is fourth in the SEC with his 18.0 scoring clip. MSU hasn't had a player average 18-plus since Darryl Wilson in 1996 (18.0).
- **I.J. Ready** is 48th nationally and 3rd in the SEC with his 2.7 assist/turnover ratio. He's now 197 points shy of becoming the 37th player at MSU to score 1,000 for a career. Against Alabama, he had 3 assists to give him 338 for his career, now the 10th most in school history. In addition, he is 8 steals shy of tying Darryl Wilson for the 10th most in school history.
- KenPom.com has Mississippi State as the second least experienced team of all 351 DI programs.
- When is Mississippi State successful? When outrebounding foes (7-0) and winning or being tied at the half (8-0).
- Of current SEC players, **I.J. Ready** is 11th with 803 points, third with 132 steals and fourth with 338 assists.
- Through 13 games, sophomore forward **Aric Holman** leads MSU with 30 blocked shots. Since Jarvis Varnado had 170 in 2010 as a senior, the most in a single season has been Colin Borchert with 36 in 2013.
- **Schnider Herard** drew his first-career start against Alabama and had 4 points and 5 rebounds.
- Mississippi State has now used five different starting lineups through the first 13 games.

2016-17 MISSISSIPPI STATE SCHEDULE/RESULTS

NOVEMBER

11	NORFOLK STATE (SECN+)	W, 78-74
	<i>CHARLESTON CLASSIC</i>	
17	vs. Central Florida (ESPN2)	L, 86-61
18	vs. Boise State (ESPN3)	W, 80-68
20	vs. UTEP (ESPN3)	W, 61-54
25	LEHIGH (SECN+)	L, 87-73
28	NORTHWESTERN STATE (SECN)	W, 65-59

DECEMBER

1	OREGON STATE (ESPNU)	W, 74-57
4	GEORGIA STATE (SECN+)	W, 82-60
14	ETSU (SECN)	L, 67-65
19	Southern Miss (ESPNU) ^	W, 86-44
22	MOREHEAD STATE (SECN)	W, 85-76
29	UMKC (SECN+)	W, 77-54

JANUARY

3	ALABAMA (SECN)	L, 68-58
7	at LSU (SECN)	2:30 p.m.
10	at Arkansas (SECN)	8 p.m.
14	TEXAS A&M (CBS)	12 p.m.
17	KENTUCKY (ESPN)	6 p.m.
21	at Tennessee (SECN)	5 p.m.
25	MISSOURI (SECN)	6 p.m.
28	at Alabama (SECN)	5 p.m.
31	at Ole Miss (SECN)	6 p.m.

FEBRUARY

4	TENNESSEE (SECN)	2:30 p.m.
7	at Auburn (SECN)	8 p.m.
11	SOUTH CAROLINA (ESPN2)	7 p.m.
14	at Georgia (ESPNU)	8 p.m.

18	FLORIDA (ESPN/2)	1 p.m.
21	OLE MISS (ESPN2)	8 p.m.
25	at Vanderbilt (ESPNU)	3 p.m.
28	at South Carolina (ESPNU)	6 p.m.

MARCH

4	LSU (SECN)	5 p.m.
	<i>2017 SEC Tournament</i>	
8-12	SEC Tournament (SECN, ESPNU, ABC)	TBA

^ - Jackson, Miss (Mississippi Coliseum)

! - Nashville (Bridgestone Arena)

2016-17 MISSISSIPPI STATE NUMERICAL ROSTER

No.	Name	Pos.	Ht.	Wt.	Yr.	Exp.	Hometown
1	Lamar Peters	G	6-0	188	Fr.	HS	New Orleans, LA (Landry-Walker HS)
2	Eli Wright	G	6-4	203	Fr.	HS	Owensboro, KY (22 Feet Academy)
3	Xavian Stapleton	G	6-6	207	So.	TR	Flora, MS (Louisiana Tech)
4	Mario Kegler	G	6-7	220	Fr.	HS	Jackson, MS (Oak Hill Academy)
5	Joe Strugg	F	6-9	196	RFr.	HS	Montgomery, AL (G.W. Carver HS)
11	Quinnndary Weatherspoon	G	6-4	205	So.	1L	Canton, MS (Velma Jackson HS)
12	Drew Davis	G	5-10	172	Jr.	HS	Atlanta, GA (Ft. Walton Beach HS)
13	Nick Singleton	G	6-5	194	So.	TR	Decatur, GA (Kennesaw State)
15	I.J. Ready	G	5-11	166	Sr.	3L	Rixey, AR (Park View Magnet)
20	Miles Washington	C	6-7	202	Fr.	HS	New Albany, MS (New Albany HS)
23	Tyson Carter	G	6-4	167	Fr.	HS	Starkville, MS (Starkville HS)
34	Schnider Herard	F	6-10	250	Fr.	HS	Port-au-Prince (Prestonwood Christian)
35	Aric Holman	F	6-10	222	So.	1L	Owensboro, KY (Owensboro HS)
45	E.J. Datcher	C	6-9	240	Fr.	HS	Harpersville, AL (Vincent HS)

Head Coach: Ben Howland (Weber State, 1979; 2nd year)
Assistant Coaches: George Brooks (Mississippi State, 1997; 7th year)
 Korey McCray (Mercer, 2001; 2nd year)
 Ernie Zeigler (Cleary College, 1994; 2nd year)
Director of Basketball Operations: Michael Moynihan
Director of Basketball Performance: David Deets
Graduate Assistant Coaches: Alfred Aboya
 Bo Rodriguez
VIDEO: Jalen Courtney
TRAINER: Ryan Dotson

PRONUNCIATION GUIDE

ARIC HOLEMAN: ERIC
 QUINNNDARY WEATHERSPOON: QUINN-DARE-EE
 XAVIAN STAPLETON: ZAY-VEE-AWN

GENERAL INFORMATION

Location: Starkville, MS
 Founded: February 28, 1878
 Enrollment: 21,622
 Conference: SEC
 Nickname: Bulldogs
 Colors: Maroon & White
 Arena: Humphrey Coliseum (10,500)
 President: Dr. Mark E. Keenum
 Athletics Director: John Cohen
 Web Site: www.hailstate.com
 Twitter: @HailStateMBK
 Hashtag: #HailState

BASKETBALL HISTORY

First Year of Basketball: 1908-09
 All-Time Record: 1,370-1,161/105 years
 All-Time SEC Record: 571-750
 Total Number of Head Coaches: 20
 Humphrey Coliseum Record: 424-174
 20-Win Seasons: 17
 NCAA Tournament Appearances: 10 (11-10)
 NCAA Tournament Final Fours: 1 (1996)
 NIT Appearances: 8 (7-8)
 NIT Final Fours: 1 (2007)
 SEC Championships: 6
 (2004, 1991, 1963, 1962, 1961, 1959)
 SEC Tournament Championships: 3
 (2009, 2002 and 1996)
 SEC Tournament Record: 29-53
 SEC Western Division Titles: 7
 (2010, 2008, 2007, 2004, 2003, 1996, 1995)

TEAM INFORMATION

2015-16 Overall Record 14-17
 2015-16 SEC Record 7-11, 11th
 National Ranking: n/a
 Starters Returning/Lost: 2/3
 Letterwinners Returning/Lost: 3/10
 Newcomers: 12
 Roster (Sr./Jr./So./Fr.): (1/1/4/9)

MEDIA INFORMATION

Credentials

■Media members may obtain both season credentials and game-by-game passes by contacting Gregg Ellis at 662-325-3595.

SEC Teleconference

■The SEC's weekly teleconference is every Monday and will be coordinated through the SEC media relations office. To participate, contact Craig Pinkerton of the SEC at 205-458-3038. Ben Howland is scheduled for 11:17 a.m. CT.



Media On Twitter

Michael Bonner, Clarion Ledger
 @MikeBBonner
 David Brandt, Associated Press
 @davidbrandtAP
 Bob Carskadon, HailState Beat
 @bobcarskadon
 Joel Coleman, Starkville Daily News
 @JoelTColeman
 Robbie Faulk, 24/7 Sports
 @robbiefaulk247
 Paul Jones, 24/7 Sports
 @PJ247Sports
 Logan Lowery, Daily Journal
 @loganlowery
 David Murray, Dawgs' Bite
 @DawgsBiteMag
 Danny P. Smith, Starkville Daily News
 @sdndannyp
 Gene Swindoll, Gene's Page
 @GeneSwindoll
 Ben Wait, Commercial Dispatch
 @bcwait

MISSISSIPPI STATE TV/RADIO ROSTER



1 Lamar Peters
FR | G | 6-0 | 188
New Orleans, LA



2 Eli Wright
FR | G | 6-4 | 203
Owensboro, KY



3 Xavian Stapleton
SO | G | 6-6 | 207
Flora, MS



4 Mario Kegler
FR | G | 6-7 | 220
Jackson, MS



5 Joe Strugg
FR | F | 6-9 | 196
Montgomery, AL



11 Quindary Weatherspoon
SO | G | 6-4 | 205
Canton, MS



12 Drew Davis
JR | G | 5-10 | 172
Atlanta, GA



13 Nick Singleton
SO | G | 6-5 | 194
Decatur, GA



15 I.J. Ready
SR | G | 5-11 | 166
Rixey, AR



20 Miles Washington
FR | C | 6-7 | 202
New Albany, MS



23 Tyson Carter
FR | G | 6-4 | 167
Starkville, MS



34 Schnider Herard
FR | F | 6-10 | 250
Port-Au-Prince, Haiti



35 Aric Holman
SO | F | 6-10 | 222
Owensboro, KY



45 E.J. Datcher
FR | C | 6-9 | 240
Harpersville, AL



Ben Howland
Head Coach
2nd Year



George Brooks
Assistant Coach
7th Year



Corey McCray
Assistant Coach
2nd Year



Ernie Zeigler
Assistant Coach
2nd Year



Michael Moynihan
Director of Operations
1st Year



Jalen Courtney
Video Director
1st Year

TALE OF THE TAPE

2016-17 STATS	PPG	FG%	3FG%	FT%	RB	RBM	A	T	TM	S	B
Mississippi State (9-4, 0-1)	72.7	44.9	36.3	72.4	35.0	-0.7	12.4	11.8	+3.1	7.9	4.5
LSU (9-4, 1-1)	77.2	47.5	36.7	65.4	38.8	+2.5	13.6	14.6	-1.6	6.8	5.1

Leaders	Scoring	Rebounds	Assists	Steals	Blocks
MSU	Weatherspoon, 18.0	Holman, 6.4	Ready, 4.9	Weatherspoon, 1.9	Holman, 2.3
OPP	Blakeney, 17.5	Reath, 5.7	Mays, 3.9	Patterson, 1.5	Reath, 2.0

Last Time Out For LSU

- ✓ Beat Missouri, 88-77.
- ✓ Milzou led 40-35 at halftime.
- ✓ Antonio Blakeney with LSU with 24 points.
- ✓ The Tigers 35-73 shooting, 7-18 from 3-point range.
- ✓ LSU won the battle of the boards, 44-41.
- ✓ Brandon Sampson led the Tigers with 8 rebounds.
- ✓ LSU forced 14 turnovers and had 10. It also had 17 assists and 9 steals.

Last Time Out For Mississippi State

- ✓ Lost to Alabama, 68-58.
- ✓ Mario Kegler paced MSU with 12 points, 25 points, while Tyson Carter added 10.
- ✓ MSU forced 17 turnovers and had 13.
- ✓ Bama won the battle of the boards, 43-26.
- ✓ MSU had 11 assists, 4 blocked shots and 7 steals.
- ✓ MSU was 19-52 shooting, 4-21 beyond the arc, while the Tide was 24-54 shooting and 3-13 from long range.

Series Breakdown

(LSU leads, 109-98)
Last MSU win: 73-67 (2014-15)
Last LSU win: 88-77 (2015-16)
Current LSU win streak: 1
Biggest MSU win: 85-48 (1997-98)
Biggest LSU win: 73-31 (1945-46)

at Baton Rouge

(LSU leads, 68-35)
Last MSU win: 58-57 (2010-11)
Last LSU win: 88-77 (2015-16)
Current LSU win streak: 4
Biggest MSU win: 99-64 (1962-63)
Biggest LSU win: 73-31 (1945-46)

VERSUS LSU

Player	G-GS	Mins	FGM-FGA	Pct	3GM-3GA	Pct	FTM-FTA	Pct	Rebs	Ast	TO	BS	Stl	Pts
Holman	1-0	13	3-6	.500	0-1	.000	0-0	.000	2-2.0	0	0	0	0	6-6.0
Ready	2-1	63	8-19	.421	2-7	.286	2-2	1.000	5-2.5	5	3	0	3	20-10.0
Weatherspoon	1-1	27	4-9	.444	2-6	.333	2-2	1.000	8-8.0	2	2	1	1	12-12.0

A LOOK AT THE SEC

2016-17 SEC Standings

	SEC	Overall
Florida	2-0 1.000	11-3 .786
Kentucky	2-0 1.000	12-2 .857
Vanderbilt	2-0 1.000	8-6 .571
South Carolina	1-0 1.000	11-3 .786
Alabama	1-0 1.000	8-5 .615
Arkansas	1-1 .500	12-2 .857
Georgia	1-1 .500	9-5 .643
LSU	1-1 .500	9-4 .692
Tennessee	1-1 .500	8-6 .571
Mississippi State	0-1 .000	9-4 .692
Missouri	0-1 .000	5-8 .385
Auburn	0-1 .000	10-4 .714
Texas A&M	0-2 .000	8-5 .615
Ole Miss	0-2 .000	9-5 .643

As of January 7, 2017

Upcoming Games

January 7 (Saturday)
Missouri at Georgia, noon
Texas A&M at South Carolina, 12:30 p.m.
Mississippi State at LSU, 2:30 p.m.
Tennessee at Florida, 4:15 p.m.
Ole Miss at Auburn, 5 p.m.
Vanderbilt at Alabama, 6 p.m.
Arkansas at Kentuck, 7:30 p.m.
January 10 (Tuesday)
Auburn at Missouri, 6 p.m.
Kentucky at Vanderbilt, 6 p.m.
Florida at Alabama, 8 p.m.
Mississippi State at Arkansas, 8 p.m.
January 11 (Wednesday)
South Carolina at Tennessee, 5:30 p.m.
Georgia at Ole Miss, 6 p.m.
LSU at Texas A&M, 7:30 p.m.

Recent Scores

January 3
Arkansas 82, Tennessee 78
Florida 70, Ole Miss 63
Alabama 68, at Mississippi State 58
Kentucky 100, Texas A&M 58
January 4
Vanderbilt 80, Auburn 61
South Carolina 67, at Georgia 61
LSU 88, at Missouri 77

Humphrey Coliseum History**First Game:**..... Dec. 1, 1975; MSU 85, Indiana St. 82**Overall Record:**..... 424-174 (.709)**Non-Conference Record:**..... 212-37 (.851)**SEC Record:**..... 212-137 (.607)**Humphrey Coliseum Yearly Records**

Year	Attn.	Avg.	Record (SEC)
1975-76	70,081	5,006	10-4 (5-4)
1976-77	76,232	5,082	11-4 (5-4)
1977-78	72,025	5,540	11-2 (8-1)
1978-79	99,906	7,136	11-3 (7-2)
1979-80	67,209	6,721	6-4 (5-4)
1980-81	48,214	4,018	6-6 (3-6)
1981-82	56,414	4,030	7-7 (3-6)
1982-83	68,416	5,263	11-2 (7-2)
1983-84	61,508	4,393	6-8 (3-6)
1984-85	89,370	6,384	11-3 (7-2)
1985-86	43,927	3,379	4-9 (3-6)
1986-87	40,715	2,908	7-7 (3-6)
1987-88	54,074	4,160	9-4 (5-4)
1988-89	74,344	5,719	9-4 (5-4)
1989-90	74,623	5,740	9-4 (5-4)
1990-91	102,072	7,852	12-1 (8-1)
1991-92	72,142	5,549	8-5 (4-4)
1992-93	61,172	4,706	10-3 (5-3)
1993-94	88,687	6,335	10-4 (5-3)
1994-95	80,681	6,723	11-1 (7-1)
1995-96	97,996	7,538	10-3 (6-2)
1996-97	74,275	5,305	10-4 (5-3)
1997-98	77,954	5,996	7-6 (2-6)
1998-99	70,257	5,018	12-2 (6-2)
1999-00	61,764	4,412	10-4 (4-4)
2000-01	77,654	4,568	13-4 (6-2)
2001-02	79,642	5,689	13-1 (7-1)
2002-03	98,312	7,022	12-2 (7-1)
2003-04	111,940	7,996	12-2 (6-2)
2004-05	103,031	7,925	11-2 (6-2)
2005-06	90,875	5,680	11-5 (5-3)
2006-07	123,736	6,512	16-3 (6-2)
2007-08	106,672	7,111	12-3 (7-1)
2008-09	157,111	8,728	13-5 (5-3)
2009-10	116,919	6,878	13-4 (6-2)
2010-11	97,069	5,710	12-5 (5-3)
2011-12	152,363	8,019	15-4 (6-2)
2012-13	94,092	6,721	7-7 (3-6)
2013-14	123,743	6,875	11-7 (3-6)
2014-15	106,946	6,291	9-8 (3-6)
2015-16	99,338	6,623	10-5 (5-4)
2016-17	61,091	6,788	6-3 (0-1)

Opponent	vs. SEC Opponents				Str.
	GP	W	L	PCT.	
Alabama	41	22	19	.537	L4
Arkansas	24	18	6	.750	W1
Auburn	40	28	12	.700	W6
Florida	28	14	14	.500	L2
Georgia	29	18	12	.600	L4
Kentucky	29	9	20	.310	L4
LSU	29	24	15	.615	W1
Missouri	3	2	1	.667	W1
Ole Miss	41	33	8	.805	W1
S. Carolina	13	10	3	.769	W1
Tennessee	29	14	16	.467	L3
Texas A&M	3	1	2	.333	L1
Vanderbilt	29	20	9	.690	W2

MSU KNOWS HOW TO WIN GAMES AT 'THE HUMP'

Over the course of the last decade, Mississippi State's Humphrey Coliseum has become a difficult venue for opposing teams. Last year, MSU was 10-5, including a 5-1 mark against non-conference foes. This year, MSU is 6-3.

The Bulldogs have compiled a 42-season composite record of 424-174 (.709) at "The Hump" since Mississippi State's basketball facility opened prior to the 1975-76 campaign.

TRACKING MSU'S HOME SUCCESS UNDER BEN HOWLAND

Season	Overall		SEC		Non-SEC	
	Record	Win %	Record	Win %	Record	Win %
2015-16	10-5	.667	5-4	.556	5-1	.833
2016-17	6-3	.667	0-1	.000		6-2
.750						
Totals	16-8	.667	5-5	.500	11-3	.786

A LOOK AT THE HISTORY OF HUMPHREY COLISEUM**LARGEST CROWDS
AT THE HUMP**

Crowd	Opponent	Date
10,788	Kentucky	2-16-10
10,735	Ole Miss	2-7-04
10,645	Ole Miss	2-23-02
10,541	Florida	1-7-03
10,458	Auburn	3-2-04
10,437	Alabama	2-21-04
10,432	Alabama	3-5-05
10,432	Kentucky	1-13-04
10,429	Ole Miss	2-15-03
10,421	Ole Miss	1-26-08
10,412	Ole Miss	1-13-09
10,364	Ole Miss	2-9-12
10,338	Florida	1-24-07
10,315	Kentucky	1-9-96

**INDIVIDUAL MSU
RECORDS AT THE HUMP**

Most Points Scored
40, Rickey Brown (Auburn, 3-7-77)

Most Rebounds
24, Wiley Peck (Alabama, 1-27-79)

Most Assists
15, Al Perry (Vanderbilt, 1-29-77)

**TEAM MSU
RECORDS AT THE HUMP**

Most Points Scored
123, Troy State (12-5-95)

Most Rebounds
75, Mississippi Valley St. (11-21-00)

Most Consecutive Wins
14, 1-22-03 to 1-10-04

A CLOSER LOOK AT MSU

A CLOSER LOOK AT SEC OPENERS

■ Mississippi State is now 45-39 all-time in SEC openers. At home, the Bulldogs are 30-19. On the road, they are 15-19. In neutral site affairs, MSU is 0-1.

MSU has played Auburn the most (21 games), while the Bulldogs have collected 10 wins against Auburn and LSU to lead the way.

The most losses have come against Auburn (11), while the only team MSU hasn't opened up with is Missouri.

Last year, MSU opened with Texas A&M at the Hump, dropping a 61-60 heartbreaker to the Aggies.

Team	Record
Alabama	2-5
Arkansas.....	3-1
Auburn	10-11
Florida.....	5-7
Georgia.....	1-1
Kentucky.....	2-3
LSU.....	10-1
Ole Miss.....	3-1
South Carolina.....	3-0
Tennessee.....	3-4
Texas A&M.....	0-1
Vanderbilt.....	3-3

NATION'S 2ND YOUNGEST TEAM

■ Mississippi State is currently the second least-experienced team in the country (351 total), with an average of .75.

1. Illinois-Chicago	6. Washington
2. Mississippi State	7. Iowa
3. Bradley	8. Bryant
4. St. John's	9. Oregon State
5. Kentucky	10. Missouri

READY CLIMBING ASSIST LADDER

■ **I.J. Ready**, the lone MSU is senior, is quickly climbing the assist chart at MSU.

He currently has 335, the 10th most in school history.

Here's the breakdown . . .

1. Dee Bost.....	633
2. Derrick Zimmerman.....	514
3. Al Perry.....	510
4. Jamont Gordon.....	484
5. Chuck Evans.....	454
6. Doug Hartsfield.....	413
7. Jack Bouldin.....	357
8. Detrick White.....	351
9. Butch Pierre.....	342
10. I.J. Ready	338

HOLMAN'S BLOCK PARTY

■ Against Norfolk State in the season opener, sophomore forward **Aric Holman** totaled 5 blocked shots before having 5 against Northwestern State on Nov. 28.

That was the most by an MSU player since Gavin Ware also had 5 at Loyola-Chicago on Dec. 15, 2012.

On the year, he currently has 30, the third most in the SEC.

LIKE FATHER, LIKE SON

■ In the season-opener against Norfolk State, freshman guard **Tyson Carter** drew the start.

28 years ago, his father, Greg, drew a start

on opening day against Christian Brothers as a freshman.

While Tyson poured in 17 points on 6-of-8 shooting with five made 3-pointers, Greg was 5-6 with 10 points.

Tyson's 17 points were the most by a freshman on opening day since that same game his father played, when Chancellor Nichols also totaled 17.

BACK-TO-BACK 20-PLUS POINTS

■ Against Morehead State and UMKC, Quindary Weatherspoon nearly scored at will.

After totaling a career-high 27 points against Morehead State, he poured in a 25 against UMKC.

The last time a MSU player totaled 20-plus points in back-to-back games was Craig Sword a year ago — 20 versus Kentucky and 21 at Arkansas.

Sword is also the last player to achieve the feat in three-straight games.

TWO GO FOR .500 FROM THE FLOOR

■ On Dec. 22, both Mississippi State and Morehead State shot 50 percent from the floor in the Bulldogs' 85-76 victory.

MSU was .534, while the Eagles were .500.

The last time both MSU and its opponent shot 50 percent was last January at Kentucky (.529/.509).

WEATHERSPOON ECLIPSES 500 MARK

■ In the 86-44 win against Southern Miss, Quindary Weatherspoon scored 16 points to move past 500 for his career.

Through his first 42 games, he now has 569 points.

BULLDOGS SIGN 3

■ Mississippi State took advantage of the early signing period Wednesday and signed three players — two 4-stars and one 3-star — to give MSU its second Top 15 signing class in a row.

Joining MSU next season are guards Nick Weatherspoon (Velma Jackson) of Canton, Miss., and KeyShawn Feazell (Lawrence County) of Monticello, Miss., and forward Garrison Brooks (Auburn High School) of Lafayette, Ala.

Weatherspoon is the younger brother MSU sophomore standout Quindary Weatherspoon, while Brooks is the son of MSU assistant coach, George Brooks.

BROOKS NOTED FOR RECRUITING

■ In this year's Sporting News preseason basketball publication, MSU assistant **George Brooks** was named the second best recruiter in the SEC.

Brooks, a 1996 MSU graduate, has been an assistant with the Bulldogs for seven years after serving as head coach at Meridian Community College.

He's been responsible for signing top talent such as Quindary Weatherspoon, Mario Kegler and Garrison Brooks.

HARDCOURT ROBBERY

■ Three times this year, Mississippi State has collected 11 or more steals.

Against Oregon State, the Bulldogs were credited with 17 steals, the most since also having 17 against Florida Atlantic on 11-13-12.

The Bulldogs are fourth in the SEC with their 7.9 average, 42nd nationally.

Individually, Quindary Weatherspoon is third in the SEC with his 1.9 steals, while I.J. Ready is sixth at 1.8.

WRIGHT MOVE

■ **Eli Wright** earned his first-career start against Northwestern State and responded with 11 points on 4-of-5 shooting to go along with his 7 rebounds.

On the year the freshman has appeared in 12 games and is averaging 2.6 points and 1.3 rebounds.

35 STRAIGHT POINTS

■ Against Southern Miss, Mississippi State did something no other team in school history during the modern era has achieved — score 35-straight points.

Up 41-29 in the second half, the Bulldogs pulled ahead to 76-29 before the Golden Eagles scored again. MSU went on to win, 86-42. It was the largest margin of victory since beating New Orleans by 51 (97-46) on 1-3-13.

DEFENSIVE EFFORT

■ Mississippi State held Southern Miss to a season-low 44 points.

It was the fewest points the Bulldogs have allowed since Mississippi Valley State managed just 45 on Dec. 28, 2009.

The Golden Eagles totaled just 19 second-half points, also the fewest MSU has yielded this season.

CAREER GAME FOR HOLMAN

■ Sophomore **Aric Holman** had a career game against UTEP in terms of scoring.

Holman poured in 18 in the Bulldogs' 61-54 victory, while Peters totaled 13.

Holman has scored 10-plus points in seven games. Last year in 26 appearances, he never reached double digits.

LONG-RANGE SUCCESS

■ Four times this year, Mississippi State has made 11 or more 3-pointers.

The school record of 17 came in Jackson against Southern Miss on Dec. 19.

The Bulldogs have three players with 20 or made 3-pointers, with freshman **Lamar Peters** and **Tyson Carter** leading the way with 24 each, while Quindary Weatherspoon has 22.

Peters is seventh in the SEC with his 2.2 average per game. As a team, Mississippi State is third in the league with its 8.1 average.

FORCING TURNOVERS

■ In the last six games, Mississippi State has forced 91 turnovers, including 17 in its last outing against Alabama.

On the year, the high mark was 21 against Oregon State, which MSU converted into 28 points. That was the most forced since last year against South Carolina on Feb. 27 at the Hump.

This season, MSU has committed 153 turnovers and forced 193, which equates to a +3.1 turnover margin.

2016-17 MISSISSIPPI STATE NOTES

RESEASON ALL-SEC & POLL

■ In the preseason polls voted on by the coaches, sophomore guard **Quinnndary Weatherspoon** was tabbed first-team All-SEC. Last March, he earned SEC All-Freshman honors.

The Canton, Miss., native was also a second-team selection by the media.

As a team, the Bulldogs were picked to finish 10th under second-year coach Ben Howland.

Preseason Poll

1. Kentucky
2. Florida
3. Texas A&M
4. Georgia
5. Arkansas
6. Vanderbilt
7. Alabama
8. South Carolina
9. Ole Miss
10. Mississippi State
11. Auburn
12. LSU
13. Tennessee
14. Missouri

BREAKDOWN OF GAMES IN JACKSON

■ Mississippi State is now 18-6 all-time at Mississippi Coliseum following the Dec. 19 win against Southern Miss.

The two teams will also play there next year.

The Bulldogs and Golden Eagles have now met four times at Mississippi Coliseum, with the series tied at 2-apiece.

Here's the entire breakdown . . .

DATE	OPPONENT	W/L	SCORE
12-15-62	Memphis State	W	77-66
01-28-63	Southern Miss	W	62-52
12-14-63	Memphis State	L	73-65
12-16-63	Southern Miss	L	65-60
12-29-64	Mississippi College	L	72-57
12-30-64	Delta State	W	82-63
01-28-65	Arkansas	L	84-69
12-18-78	Iowa State	W	80-70
12-15-80	Southern Miss	L	68-53
11-30-85	Jackson State	W	77-62
12-16-87	McNeese State	W	76-66
11-17-98	Arkansas-Pine Bluff	W	105-53
12-18-02	Georgia State	W	78-54
12-22-04	Jacksonville State	W	95-53
12-15-05	Jacksonville State	W	104-80
12-21-06	New Orleans	W	89-63
01-05-08	Lafayette	W	77-53
12-22-08	Nicholls State	W	77-68
12-22-09	Centenary	W	88-51
12-22-11	Northwestern State	W	82-67
12-22-13	Central Arkansas	W	79-72
12-20-14	USC Upstate	L	53-51
12-23-15	Northern Colorado	W	93-69
12-19-16	Southern Miss	W	86-44

WALK-ON SUCCESS

■ Against Northwestern State, walk-on **Nick Singleton** came off the bench and provided a much-needed spark for the Bulldogs.

In 13 minutes, he totaled 5 points. He entered the game having played just two minutes.

He's appeared in five games and is averaging 1.0 points in 24 minutes of action.

Drew Davis scored his first-career points against Southern Miss, draining two 3-pointers to total 6 points in 5 minutes. He also dished out his

first assist. He's appeared in four games and has logged 8 minutes.

Miles Washington has played in three games, but hasn't scored. He does have 1 blocked shot in his 3 minutes.

WELCOMING NEW COMPETITION

■ The Bulldogs' first five games this season were against first-time foes.

Those newcomers were Norfolk State, Central Florida, Boise State, UTEP and Lehigh.

MSU has faced all remaining teams at least once.

2-1 IN CHARLESTON

■ Mississippi State posted a 2-1 ledger in the Charleston Classic with wins against Boise State and UTEP.

The lone loss came against Central Florida.

MSU is now 92-81 all-time in regular-season tournaments.

ALL-TOURNAMENT

■ **Quinnndary Weatherspoon** earned All-Tournament honors at the Gildan Charleston Classic after scoring a career-high 25 points against Boise State.

He also totaled 19 points against Central Florida and 9 against UTEP.

LARGEST SETBACK AT HOME

■ The 14-point loss to Lehigh on Nov. 25 was the largest non-conference home game since also losing by 14 to McNeese State on 12-30-14.

It was also the largest setback at the Hump with **Ben Howland** at the helm.

HOWLAND LOOKING TO JOIN ELITE CLUB

■ **Ben Howland** enters his second season at Mississippi State looking to achieve a feat only 12 coaches have ever done, and that's lead four different teams to the NCAA Tournament.

Howland has already guided Northern Arizona, Pittsburgh and UCLA to the Big Dance.

The first 12 coaches to do so are Lon Kruger, Steve Alford, John Beilein, Lefty Driesell, Cliff Ellis, Larry Eustachy, Jim Harrick, Fran McCaffery, Tom Penders, Tubby Smith, Rick Pitino and Eddie Sutton.

A LOOK AT MSU vs. RANKED FOES

■ With the loss at No. 21 Texas A&M last season, MSU has dropped 14-straight games to ranked opponents and 16 out of the last 19.

Below is a closer look at those games.

Date	Team	Score	Rank
02-24-16	Texas A&M	L, 68-66	21
01-26-16	South Carolina	L, 84-74	22
01-12-16	Kentucky	L, 80-74	13
01-06-16	Texas A&M	L, 61-60	21
02-25-15	Kentucky	L, 74-56	1
02-21-15	Arkansas	L, 65-61	17
01-20-14	Florida	L, 62-51	3
01-08-14	Kentucky	L, 85-63	14
02-09-13	Florida	L, 83-55	2
02-06-13	Ole Miss	L, 93-75	23
01-26-13	Florida	L, 82-47	7
11-19-12	North Carolina	L, 95-49	11
02-21-12	Kentucky	L, 73-64	1
02-28-12	Florida	L, 69-57	13
11-18-11	Arizona	W, 67-57	15

11-17-11	Texas A&M	W, 69-60	18
02-29-11	Florida	W, 71-64	24
02-27-11	Vanderbilt	L, 81-74	19
03-14-10	Kentucky	L, 75-74 (ot)	2

MSU GOES UNDEFEATED IN ITALY

■ This past August, Mississippi State spent a little more than two weeks traveling across all of Italy playing games, going 4-0.

Quinnndary Weatherspoon averaged a team-high 23.3 points, followed by **Tyson Carter** at 20.5 and **Eli Wright** at 15.3.

Aric Holman was the top rebounder at 7.8 boards.

Scores

8/05/16	Lithuania NT, W 88-83 (ot)
8/08/16	Lithuania, W 93-85
8/10/16	Adriatic Sea, W 96-66
8/12/16	Kosovo, W 91-87 (ot)

2016-17 MISSISSIPPI STATE MISCELLANEOUS STATS/SEC STANDINGS

CHARTING THE BULLDOGS

Dunks		How First Points Were Scored	
Holman	20	3-pointer	2
Weatherspoon	14	Jumper	4
Carter	4	Layup	4
Stapleton	4	Free Throw	1
Kegler	3	3-pointer	
Herard	2	Dunk	2
Charges Drawn		Final Three Minutes From FT Line	
Ready	5	I.J. Ready	12-14 (.857)
Weatherspoon	2	Mario Kegler	3-6 (.500)
Kegler	1	Aric Holman	2-4 (.500)
Point Distribution (%)		Tyson Carter	2-4 (.500)
Seniors	134 (14.2)	Schnider Herard	1-2 (.500)
Juniors	8 (0.8)	Quinnndary Weatherspoon	4-5 (.800)
Sophomores	339 (35.9)	TOTAL	24-35 (.667)
Freshmen	464 (49.1)	Opponent Total	22-30 (.733)
TOTAL:	945		
First Sub			
Schnider Herard	10		
Eli Wright	2		
Lamar Peters	3		
Nick Singleton	1		
Mario Kegler	1		
Aric Holman	1		
Scored First Points			
Aric Holman	5		
Quinnndary Weatherspoon	3		
Xavian Stapleton	2		
Tyson Carter	1		
I.J. Ready	1		
Mario Kegler	1		

DIFFERENCE BETWEEN WINNING AND LOSING

Wins	Stat	Losses
76.4	Points	64.2
60.7	Opp. Points	77.0
+15.8	Scoring Margin	-12.7
.480	FG%	.379
.394	Opp. FG%	.477
.402	3FG%	.271
.301	Opp. 3FG%	.356
.710	FT%	.753
.713	Opp. FT%	.714
36.3	Rebounds	32.0
33.0	Opp. Rebounds	41.3
+3.3	Rebound Margin	-9.7
13.7	Assists	9.5
11.8	Turnovers	11.8
+4.1	Turnover Margin	+0.8
8.8	Steals	6.0
4.7	Blocks	4.3

BULLDOGS IN SEC

CATEGORY	RANK
Scoring offense	11
Scoring defense	3
FG%	7
FG% defense	10
3PT FG%	4
3PT FG% defense	5
FT%	6
Rebounds	14
Rebounds allowed	9
Rebound margin	13
Assists	12
Blocked shots	11
Steals	3
Turnover margin	4
Assist/Turnover ratio	4

SEASON AND CAREER TOTALS

	2016-17	Career		2016-17	Career		2016-17	Career
Double-Digit Scoring			Double-Doubles			5+ Made Free Throws		
I.J. Ready	7 (5-2)	33 (17-16)	Aric Holman	1 (1-0)	1 (1-0)	I.J. Ready	1 (1-0)	4 (3-1)
Quinnndary Weatherspoon	9 (7-2)	29 (18-11)	Quinnndary Weatherspoon		2 (2-0)	Quinnndary Weatherspoon	7 (5-2)	8 (6-2)
Tyson Carter	7 (5-2)	7 (5-2)	I.J. Ready		1 (1-0)	Aric Holman	1 (1-0)	1 (1-0)
Aric Holman	7 (5-2)	7 (5-2)				<i>Note: Record in games in ()</i>		
Mario Kegler	6 (3-3)	6 (3-3)	3+ 3-Pointers					
Lamar Peters	6 (4-2)	6 (4-2)	Tyson Carter	4 (4-0)	4 (4-0)			
Eli Wright	2 (2-0)	2 (2-0)	Quinnndary Weatherspoon	3 (3-0)	9 (6-3)			
			Lamar Peters	5 (3-2)	5 (2-2)			
			Mario Kegler	1 (1-0)	1 (1-0)			
20+ Points			10+ 3-Point Attempt Games					
Quinnndary Weatherspoon	5 (5-0)	7 (6-1)						
I.J. Ready	1 (0-1)	4 (1-3)	3+ Steal Games					
Lamar Peters	1 (1-0)	1 (1-0)	I.J. Ready	5 (4-1)	15 (11-4)			
			Quinnndary Weatherspoon	3 (3-0)	3 (3-0)			
			Lamar Peters	1 (0-1)	1 (0-1)			
30+ Points			5+ Block Games					
			Aric Holman	2 (2-0)	2 (2-0)			
10+ Rebounds								
Aric Holman	2 (2-0)	2 (2-0)						
Quinnndary Weatherspoon		2 (2-0)						
Schnider Herard	1 (1-0)	1 (1-0)						



Ben Howland

**21th Season Overall | 2nd Season At Mississippi State
424-227 (23-21 at MSU)**

- On March 23, 2015, Ben Howland was named the 20th head coach in Mississippi State history.
- In four different stints as a head coach, Howland has a 424-227 record – Northern Arizona (79-59), Pittsburgh (89-40), UCLA (233-107) and Mississippi State (23-21).
- Led UCLA to three-consecutive Final Fours.
- In 2006, the Bruins played Florida for the national championship.
- In 2008, Howland became one of three coaches in NCAA Division I history to win at least 30 games in three-straight seasons, joining Adolph Rupp (Kentucky 1947-49) and John Calipari (Memphis, 2006-08).
- During his 10-year tenure at UCLA, the Bruins went to the NCAA Tournament seven times and won four Pac-10 regular-season crowns, while having 18 players drafted by NBA teams.
- His 97 victories from 2006-08 stand as the most by any UCLA head coach in a three-year span.
- Has been a Conference Coach of the Year in the Pac-10, Big East and Big Sky.
- His final two years at Pitt, the Panthers went 57-11 and reached the Sweet 16 both years.
- In 2003, Pittsburgh won the Big East Tournament crown and held the nation's No. 2 ranking for eight weeks in the Associated Press poll before ending the year at No. 4.
- In 2002, Howland guided the Panthers to a school-record 29 wins en route to becoming the school's first coach in 26 years to garner National Coach of the Year honors.
- Howland's first coaching gig was at Northern Arizona, where his last three teams posted 20-plus win seasons, including a school-record 21 victories in 1997 en route to capturing the Big Sky regular-season title and played in the NIT.
- In 1998, Howland guided NAU to its first NCAA Tournament after capturing the Big Sky Tournament championship and second-straight regular-season crown.
- Howland spent one year as a graduate assistant at Gonzaga (1981) before becoming an assistant at California-Santa Barbara from 1982-94.
- Played two years at Santa Barbara College before transferring to Weber State, where he earned his degree in physical education in 1979.
- This past year, Howland was inducted into both the Northern Arizona and Weber State hall of fames.
- Howland and his wife, Kim, a former Weber State cheerleader, have two children – Meredith and Adam (Brittney) – and two grandsons, Benjamin Clark Howland II and Elijah Howland.



Howland's Year-By-Year Record

Northern Arizona (1994-99)

Year	Overall	Big Sky Record	Postseason
1995	9-17	4-10 (7th)	
1996	7-19	3-11 (7th)	
1997	21-7	13-1 (1st)	NIT First Round
1998	21-8	12-2 (1st)	NCAA First Round
1999	21-8	12-4 (2nd)	
Totals	79-59 (.572)	44-28 (.611)	

Pittsburgh (2000-03)

Year	Overall	Big East Record	Postseason
2000	13-15	5-11 (11th)	
2001	19-14	7-9 (5th West)	NIT Second Round
2002	29-6	13-3 (1st West)	NCAA Sweet 16
2003	28-5	13-3 (T1st West)	NCAA Sweet 16
Totals	89-40 (.690)	38-26 (.594)	

UCLA (2004-13)

Year	Overall	Pac-10/12 Record	Postseason
2004	11-17	7-11 (T17th)	
2005	18-11	11-7 (T3rd)	NCAA First Round
2006	32-7	14-4 (1st)	NCAA Runner-up
2007	30-6	15-3 (1st)	NCAA Final Four
2008	35-4	16-2 (1st)	NCAA Final Four
2009	26-9	13-5 (2nd)	NCAA Second Round
2010	14-18	8-10 (T5th)	
2011	23-11	13-5 (2nd)	NCAA Second Round
2012	19-14	11-7 (T5th)	
2013	25-10	13-5 (1st)	NCAA First Round
Totals	233-107 (.685)	121-59 (.672)	

Mississippi State (2016-Present)

Year	Overall	SEC Record	Postseason
2016	14-17	7-11	
2017	9-4	0-1	
Totals	23-21 (.523)	7-12 (.368)	
OVERALL	424-227 (.651)		

Alabama	2-2	Nevada	1-0
Albany	1-0	New Mexico State	2-0
Appalachian State	1-0	New Orleans	2-0
Arizona	14-11	Norfolk State	3-0
Arizona State	17-8	North Carolina AT&T	1-0
Arkansas	1-2	North Carolina Central	1-0
Arkansas-Pine Bluff	1-0	Northern Arizona	1-0
Auburn	1-0	Northern Colorado	1-0
Belmont	1-0	Northwestern State	1-0
Boise State	1-4	Notre Dame	5-8
Boston College	4-2	Oakland	2-0
Butler	0-1	Occidental College	1-0
BYU	2-0	Ohio State	2-0
Cal Poly	2-2	Ole Miss	1-1
Cal State Bakersfield	1-0	Oral Roberts	0-2
Cal State Fullerton	1-1	Oregon	12-8
Cal State Northridge	9-2	Oregon State	17-4
CSU San Bernardino	1-0	Pacific	1-0
California	17-10	Penn State	2-1
Central Conn. State	1-0	Pennsylvania	1-0
Central Florida	0-1	Pepperdine	4-0
Chaminade (Hawaii)	3-0	Pittsburgh	1-0
Chicago State	1-0	Portland	0-1
Cincinnati	0-1	Portland State	5-3
Co. of Notre Dame	1-0	Prairie View A&M	2-0
Colorado	2-0	Providence	3-1
Colorado College	2-0	Rhode Island	2-0
Colorado State	1-0	Richmond	1-0
Concordia (Calif.)	0-1	Robert Morris	4-0
Connecticut	2-3	Rutgers	6-1
Coppin State	1-0	Sacramento State	7-2
Davidson	1-0	Sam Houston State	2-1
Delaware State	2-0	San Diego	0-3
DePaul	1-0	San Diego State	0-1
Drexel	1-0	San Jose State	1-0
Duquesne	3-1	Savannah State	1-0
East Carolina	0-1	Seton Hall	5-2
East Tennessee State	0-1	Sonoma State	1-0
Eastern Illinois	1-0	South Carolina	1-1
Eastern Washington	11-1	South Florida	0-1
Elon	1-0	Southeast Louisiana	1-0
Florida	0-4	Southern University	0-1
Florida International	2-1	Southern Cal	14-9
Florida State	0-1	Southern Illinois	1-0
Fresno State	1-0	Southern Miss	1-0
George Mason	1-0	Southern Utah	3-1
George Washington	1-0	Southwest Texas	0-1
Georgetown	5-4	St. Bonaventure	2-0
Georgia	1-3	St. Francis (N.Y.)	2-0
Georgia State	1-0	St. Francis (Pa.)	4-0
Georgia Tech	1-0	St. Johns	2-3
Gonzaga	1-0	St. Martin's	1-0
Idaho	1-3	Stanford	14-7
Idaho State	8-3	Stephen F. Austin	1-1
Illinois State	1-0	Syracuse	4-5
Indiana	2-0	Temple	1-0
Indiana State	1-0	Tennessee	0-2
IUPUI	1-0	Tennessee Martin	1-0
James Madison	1-0	Texas	1-3
Kansas	1-3	Texas A&M	2-2
Kent State	0-1	Texas Arlington	1-1
Kentucky	1-2	Texas El Paso	1-0
Lehigh	0-1	Texas Tech	0-2
Long Beach State	3-1	Texas Pan American	2-0
Louisiana Tech	1-0	Texas Southern	1-0
Loyola Marymount	3-2	Tulane	1-0
LSU	1-1	UC Davis	3-0
Marist	1-0	UC Irvine	5-1
Marquette	0-1	UC Riverside	2-0
Maryland	1-0	UC Santa Barbara	0-1
McNeese State	1-0	UCLA	0-1
Memphis	1-2	UNLV	0-1
Mercer	1-0	Utah	2-1
Miami	3-4	Vanderbilt	1-0
Miami (OH)	1-0	Vermont	1-0
Michigan	4-3	Villanova	3-3
Michigan State	3-1	VCU	1-3
Middle Tenn. State	0-1	Virginia Tech	2-0
Minnesota	0-1	Wagner	2-0
Mississippi State	0-2	Washington	10-11
Missouri-Kansas City	1-1	Washington State	18-3
MVSU	1-0	Weber State	3-9
Missouri	2-0	West Virginia	5-4
Missouri State	1-0	Western Illinois	2-0
Montana	6-5	Western Kentucky	1-0
Montana State	9-3	Western Oregon	1-0
Montana Tech	1-0	Wright State	1-0
Morehead State	1-0	Wyoming	1-0
Morgan State	1-0	Xavier	1-0
Morris Brown	1-0	Yale	1-0
N. Mexico Highlands	1-0	Youngstown State	1-0
Nebraska	1-1		
		TOTAL:	424-227

MISSISSIPPI STATE BY THE NUMBERS

GAME-BY-GAME SPECIALTY STATS *(MSU First)*

<u>Opponent</u>	<u>Paint</u>	<u>Off TO</u>	<u>2nd Chance</u>	<u>Fast Break</u>	<u>Bench</u>
Norfolk State	30/34	18/11	17/10	8/4	6/21
Central Florida	14/48	5/6	11/13	6/6	6/6
Boise State	40/36	22/13	9/0	12/8	3/34
UTEP	20/18	10/5	8/8	6/6	13/9
Lehigh	28/38	7/15	9/9	2/6	4/13
Northwestern State	38/16	26/13	7/9	10/0	9/6
Oregon State	20/26	28/6	3/4	8/0	22/5
Georgia State	30/34	20/9	11/9	8/0	32/27
East Tennessee St.	32/38	12/11	11/10	6/6	16/25
Southern Miss	20/14	14/16	9/7	2/2	43/21
Morehead State	44/30	24/6	15/12	8/0	15/33
UMKC	30/20	14/7	14/6	8/2	25/19

Alabama 24/38 19/11 4/10 4/6 24/16

GAME-BY-GAME LEAD/DEFICIT

<u>Opponent</u>	<u>Largest Lead</u>	<u>Largest Deficit</u>	<u>Final Score</u>
Norfolk State	12 (74-62, 2nd)	6 (29-35, 1st)	W, 78-74
Central Florida	Never Led	28 (19-47, 1st)	L, 86-71
Boise State	19 (55-36, 2nd)	Never Trailed	W, 80-68
UTEP	7 (61-54, 2nd)	11 (4-15, 1st)	W, 61-54
Lehigh	5 (15-10, 1st)	21 (58-80)	L, 87-73
Northwestern State	6 (65-49, 2nd)	10 (4-14, 1st)	W, 65-59
Oregon State	26 (45-19, 1st)	1 (2-3, 1st)	W, 74-57
Georgia State	23 (71-48, 2nd)	6 (10-16, 1st)	W, 82-60
East Tennessee St.	4 (10-6, 1st)	10 (30-40, 2nd)	L, 67-65
Southern Miss	47 (76-29, 2nd)	Never Trailed	W, 86-44
Morehead State	9 (83-74, 1st)	10 (25-35, 2nd)	W, 85-76
UMKC	27 (66-39, 2nd)	Never Trailed	W, 77-54

Alabama 6 (9-3, 1st) 14 (50-64, 2nd) L, 68-58

Mississippi State Scoring By The Half

<u>Team</u>	<u>1st Half</u>	<u>2nd Half</u>
Norfolk State	39	39
Central Florida	33	28
Boise State	37	43
UTEP	33	28
Lehigh	29	44
Northwestern State	28	37
Oregon State	45	29
Georgia State	44	38
East Tennessee State	26	39
Southern Miss	39	47
Morehead State	31	54
UMKC	44	33
Alabama	20	38
LSU		

Lowest First Half: 20, Alabama (1-3-17)

Highest First Half: 45, Oregon State (12-01-16)

Lowest 2nd Half: 28, Central Florida/UTEP

Highest 2nd Half: 54, Morehead State (12-22-16)

Opponent Scoring By The Half

<u>Team</u>	<u>1st Half</u>	<u>2nd Half</u>
Norfolk State	39	35
Central Florida	53	33
Boise State	29	39
UTEP	33	21
Lehigh	38	49
Northwestern State	28	31
Oregon State	19	38
Georgia State	24	38
East Tennessee State	31	36
Southern Miss	25	19
Morehead State	41	35
UMKC	28	26
Alabama	32	36
LSU		

Lowest First Half: 19, Oregon State (12-01-16)

Highest First Half: 53, Central Florida (11-17-16)

Lowest 2nd Half: 19, Southern Miss (12-19-16)

Highest 2nd Half: 49, Lehigh (11-25-16)

MISSISSIPPI STATE BY THE NUMBERS

MSU'S 2016-17 RECORD WHEN . . .

Leads at Halftime	5-0
Trails at Halftime	1-4
Is Tied at Halftime	3-0
Shoots 45% or better from the field	8-0
Shoots less than 45% from the field	1-4
Opp. shoots less than 45% from the field	5-2
Opp. shoots 45% or better from the field	4-2
Outrebounds (or ties) the opponent	7-0
Outrebounded by the opponent	2-4
More Assists (or ties) than the opponent	9-2
Fewer Assists than the opponent	0-2
Fewer (or ties) TOs than opponent	7-3
More TOs than opponent	2-1
Holds opponents to 65 points or less	6-0
In games decided by 10 points or less	4-2

MSU'S 2016-17 RECORD IN . . .

All Games	9-4
Home Games	6-3
Road Games	
Neutral-sites	3-1
Non-SEC Games	9-3
Non-SEC Home Games	6-2
Non-SEC Road Games	
Non-SEC Neutral-site Games	3-1
SEC Games	0-1
SEC Home Games	0-1
SEC Road Games	
SEC Tournament	
November Games	4-2
December Games	5-1
January Games	0-1
February Games	
March Games	
Monday Games	2-0
Tuesday Games	0-1
Wednesday Games	0-1
Thursday Games	3-1
Friday Games	2-1
Saturday Games	
Sunday Games	2-0
Overtime Games	
Television Games	8-4
Games vs. Ranked Opponents	

MISC. 2015-16 TEAM STATS

Largest Lead Surrendered in Loss:

6, Alabama (1-3-17)

Largest Deficit Overcome in Win:

11, UTEP (11-20-16)

Largest Lead at Anytime:

47, Southern Miss (12-19-16)

Largest Deficit Anytime:

28, Central Florida (11-17-16)

MISCELLANEOUS MSU INDIVIDUAL STATISTICS

Games Scoring in Double Figures:	Weatherspoon 9, Ready 7, Holman 7, Carter 7, Peters 6, Kegler 6, Wright 2
Games Scoring 20-plus Points:	Weatherspoon 5, Ready, Peters
Games Scoring 30-plus Points:	
Games Rebounding in Double Figures:	Holman 2, Schnider
Games With Double Figures in Assists:	
Games With Double-Doubles:	Holman
Games With Triple-Doubles:	
Games As Team High Scorer (or co-leader):	Weatherspoon 7, Ready 2, Holman 2, Peters, Kegler
Games As Team High Rebounder (or co-leader):	Kegler 6, Holman 3, Weatherspoon 2, Herard 2, Schnider, Wright
Games As Team Leader in Assists (or co-leader):	Ready 11, Weatherspoon 2, Peters 2
Games As Team Leader in Steals (or co-leader):	Weatherspoon 4, Ready 4, Holman 2, Carter 2, Kegler 2, Stapleton 2, Peters 2
Games As Team Leader in Blocks (or co-leader):	Holman 9, Datcher 3, Carter 2, Herard 2, Wright, Peters
Games As Team Leader in Turnovers (or co-leader):	Ready 3, Kegler 3, Weatherspoon 3, Holman 2, Peters, Strugg, Carter, Herard

MSU'S RECORD BY STARTING LINEUP

Weatherspoon, Ready, Carter, Kegler, Holman	7-2
Weatherspoon, Ready, Carter, Stapleton, Holman	1-0
Peters, Ready, Carter, Kegler, Holman	0-1
Wright, Ready, Carter, Kegler, Holman	1-0
Weatherspoon, Ready, Stapleton, Kegler, Herard	0-1

GAME-BY-GAME STARTERS

<u>Opponent</u>	<u>Date</u>	<u>Guard</u>	<u>Guard</u>	<u>Guard</u>	<u>Forward</u>	<u>Forward</u>	<u>Record</u>
Norfolk State	11-11-16	W'Spoon	Ready	Carter	Kegler	Holman	1-0
Central Florida	11-17-16	W'Spoon	Ready	Carter	Kegler	Holman	1-1
Boise State	11-18-16	W'Spoon	Ready	Carter	Kegler	Holman	2-1
UTEP	11-20-16	W'Spoon	Ready	Carter	Kegler	Holman	3-1
Lehigh	11-25-16	Peters	Ready	Carter	Kegler	Holman	3-2
Northwestern State	11-28-16	Wright	Ready	Carter	Kegler	Holman	4-2
Oregon State	12-01-16	W'Spoon	Ready	Carter	Kegler	Holman	5-2
Georgia State	12-04-16	W'Spoon	Ready	Carter	Kegler	Holman	6-2
East Tennessee St.	12-14-16	W'Spoon	Ready	Carter	Kegler	Holman	6-3
Southern Miss	12-19-16	W'Spoon	Ready	Carter	Kegler	Holman	7-3
Morehead State	12-22-16	W'Spoon	Ready	Carter	Stapleton	Holman	8-3
UMKC	12-29-16	W'Spoon	Ready	Carter	Kegler	Holman	9-3
Alabama	01-03-17	W'Spoon	Ready	Stapleton	Kegler	Herard	9-4

2016-17 Win-Loss Differential

Diff.	1	2	3	4	5	6	7	8	9	10	11	12	13	14	15	16	17	18	19	20	21	22	23	24	25+
Won				1		1	1		1			1					1					1	1		1
Lost	1									1			1												1

MISSISSIPPI STATE BY THE NUMBERS

Mississippi State In Overtime Games

This Season	0-1
Overall Overtime Record	60-50
<i>Home Overtime Record</i>	34-22
<i>Road Overtime Record</i>	18-20
<i>Neutral Site Overtime Record</i>	8-8
Humphrey Coliseum Overtime Record	25-17
SEC Tournament Overtime Record	2-5
Double Overtime Record	6-5
Four Overtime Record	0-2
Postseason Overtime Record	1-0
Last OT Played (1OT)	vs. Alabama (L, 82-80, 2/2/16)
Last Double OT	vs. UMass (L, 101-96, 3/13/12)
Last Triple OT	vs. Alabama (L, 79-78, 2/27/71)
Last Four OT	vs. Ole Miss (W, 104-102, 1/24/90)

Mississippi State Coaches In Overtime Games

Babe McCarthy	6-5
<i>Home Overtime Record</i>	2-2
<i>Road Overtime Record</i>	2-2
<i>Neutral Site Overtime Record</i>	2-1
Joe Dan Gold	5-3
<i>Home Overtime Record</i>	3-3
<i>Road Overtime Record</i>	1-0
<i>Neutral Site Overtime Record</i>	1-0
Kermit Davis	8-6
<i>Home Overtime Record</i>	5-3
<i>Road Overtime Record</i>	3-3
Ron Greene	2-0
<i>Home Overtime Record</i>	2-0
Jim Hatfield	3-3
<i>Home Overtime Record</i>	3-2
<i>Road Overtime Record</i>	0-1
Bob Boyd	3-4
<i>Home Overtime Record</i>	2-1
<i>Road Overtime Record</i>	1-2
<i>Neutral Site Overtime Record</i>	0-1
Richard Williams	15-11
<i>Home Overtime Record</i>	7-3
<i>Road Overtime Record</i>	5-5
<i>Neutral Site Overtime Record</i>	3-3
Rick Stansbury	15-16
<i>Home Overtime Record</i>	7-6
<i>Road Overtime Record</i>	6-7
<i>Neutral Site Overtime Record</i>	2-3
Rick Ray	3-1
<i>Home Overtime Record</i>	3-1
Ben Howland	0-1
<i>Home Overtime Record</i>	0-1

OVERTIME FOES

TEAM	RECORD	TEAM	RECORD
Alabama	6-7	Morehead State	1-0
Alaska-Fairbanks	1-0	Northeastern Louisiana	0-1
Arkansas	2-1	Northwestern State	0-1
Auburn	6-4	Oklahoma	1-0
Baylor	1-0	Ole Miss	6-3
BYU	0-1	Old Dominion	0-1
California	0-1	San Diego	0-1
Drake	1-0	Santa Clara	2-0
Florida	0-3	Southern Mississippi	1-0
Florida State	1-0	Southwestern Louisiana	1-0
Georgia	3-3	South Alabama	1-0
Georgia Tech	1-0	South Carolina	3-0
Houston	0-1	Tennessee	6-2
Idaho	0-1	Texas	1-0
Kentucky	4-5	Texas A&M	1-1
Loyola	1-0	Troy	2-0
LSU	3-4	Tulane	0-1
Memphis	1-0	UAB	0-1
Missouri-Kansas City	0-1	UMass	0-1
Montana	1-0	Vanderbilt	2-5

THE LAST TIME . . .

THE LAST TIME AN MSU PLAYER ...

Scored 30 or more points in a game:

32, Ravern Johnson vs. Tenn. St. (11-12-10)

Scored 33 or more points in a game:

33, Craig Sword at LSU (2-19-14)

Scored 34 or more points in a game:

34, Arnett Moultrie vs. UMass (3-13-12)

Scored 35 or more points in a game:

36, Jeff Malone at Ole Miss (2-19-83)

Scored 37 or more points in a game:

39, Jeff Malone vs. Alabama (1-31-83)

Scored 40 or more points in a game:

40, Rickey Brown vs. Auburn (3-7-77)

Scored 20+ points in back-to-back games:

Quinnndary Weatherspoon (27 vs. Morehead State 12-22-16; 25 vs. UMKC (12-29-16)

Scored 20+ points in three-consecutive games:

Craig Sword (24 vs. Loyola, 12-01-13; 24 vs. TCU, 12-05-13; 22 vs. SELA, 12-13-13)

Scored 20+ points in five-consecutive games:

Jeff Malone, 1982-83 (11 consecutive)

Scored 30+ points in back-to-back games:

Jeff Malone (36 at Ole Miss & 30 vs. Georgia, 1982-83)

Scored 30+ points in three-consecutive games:

Jeff Malone (33 at LSU; 36 at Ole Miss & 30 vs. Georgia, 1982-83)

Two players score 20+ points in same game:

Gavin Ware, 21; Quinnndary Weatherspoon, 23, vs. Tennessee (1-16-16)

Made 10 field goals in a game:

10, Weatherspoon vs. Morehead (12-22-16)

Made 11 field goals in a game:

11, Gavin Ware, Ole Miss (3-2-16)

Made 12 field goals in a game:

12, Gavin Ware, Alabama (2-2-16)

Made 13 field goals in a game:

13, Horatio Webster vs. SW Missouri St. (11-23-97)

Made 14 field goals in a game:

14, Cameron Burns at Georgia (1-17-90)

Made 15 or more field goals in a game:

16, Raymond Brown vs. Florida (3-2-85)

Attempted 20 field goals in a game:

20, Ravern Johnson vs. St. Mary's (12-29-10)

Attempted 21 or more field goals in a game:

21, Dee Bost vs. Kentucky (2-16-10)

Attempted 23 or more field goals in a game:

23, Arnett Moultrie vs. UMass (3-13-12)

Attempted 25 field goals in a game:

25, Chuck Evans at Alabama (3-6-93)

Attempted 26 field goals in a game:

26, Tony Watts at Ole Miss (2-22-92)

Attempted 27 or more field goals in a game:

28, Jeff Malone vs. Vanderbilt (1-8-83)

Made six 3-pointers in a game:

6, Lamar Peters vs. Georgia State (12-04-16)

Made seven 3-pointers in a game:

7, Malik Newman vs. Ole Miss (1-23-16)

Made eight or more 3-pointers in a game:

8, Winsome Frazier vs. UMKC (11-23-04)

Attempted 11 3-pointers in a game:

11, Dee Bost vs. Detroit (12-17-11)

Attempted 12 3-pointers in a game:

12, Ravern Johnson vs. ETSU (12-11-10)

Attempted 13 or more 3-pointers in a game:

13, Dee Bost vs. Troy (12-10-11)

Attempted 16 or more 3-pointers in a game:

17, Darryl Wilson vs. Alabama (3-4-95)

Made 14 or more free throws in a game:

14, Trivante Bloodman vs. Auburn (2-15-14)

Made 15 or more free throws in a game:

15, Craig Sword vs. Ole Miss (1-11-14)

Attempted 17 free throws in a game:

17, Jarvis Varnado at Houston (12-19-09)

Attempted 18 free throws in a game:

18, Craig Sword vs. Ole Miss (1-11-14)

Attempted 19 free throws in a game:

19, Carl Nichols vs. SE La. (12-1-88)

Had 16 rebounds in a game:

16, Gavin Ware vs. Maryland ES (1-2-14)

Had 17 rebounds in a game:

17, Gavin Ware at Auburn (1-21-15)

Had 18 or more rebounds in a game:

21, Wesley Morgan vs. SE La. (11-28-05)

Had 22 or more rebounds in a game:

23, Rickey Brown vs. Vanderbilt (12-6-79)

Had 24 or more rebounds in a game:

24, Wiley Peck vs. Alabama (1-27-79)

Had 10 or more offensive rebounds in a game:

11, Arnett Moultrie vs. Northwestern State (12-22-11)

Had 20 or more defensive rebounds in a game:

10, Aric Holman vs. So. Miss (12-19-16)

Had 13 or more defensive rebounds in a game:

13, Colin Borchert (3-9-13)

Had 15 or more defensive rebounds in a game:

15, Jarvis Varnado at San Diego (12-31-09)

Had 10 assists in a game:

10, Dee Bost vs. LSU (1-25-11)

Had 11 assists in a game:

11, I.J. Ready vs. No. Colorado (12-23-15)

Had 13 assists in a game:

13, Dee Bost vs. Ole Miss (2-9-12)

Had 14 assists in a game:

14, Gary Ervin vs. Florida A&M (12-20-04)

Had 15 or more assists in a game:

16, Chuck Evans at UMKC (2-23-93)

Had 10 or more turnovers in a game:

10, Charles Rhodes vs. Nicholls (11-11-06)

Had five or more blocks in a game:

5, Aric Holman vs. North'wern St. (11-28-16)

Had seven blocks in a game:

7, Jarvis Varnado at LSU (2-20-10)

Had eight blocks in a game:

8, Jarvis Varnado vs. Alabama (2-24-10)

Had nine blocks in a game:

9, Jarvis Varnado at Vanderbilt (2-3-10)

Had 10 blocks in a game:

10, Jarvis Varnado vs. Arkansas (1-14-10)

Had 10+ blocks in two consecutive games:

Jarvis Varnado (10 vs. Georgia & 10 vs. Kentucky, 2007-08)

Had five steals in a game:

5, I.J. Ready (12-01-16)

Had six or more steals in a game:

7, Craig Sword vs. Ole Miss (1-11-14)

LAST TIME AN MSU TEAM...

Scored 100 or more points:

106 vs. Eastern Washington (11-13-15)

Scored 100 or more points in an SEC game:

105 vs. Auburn (3-2-04)

Allowed 100 or more points in an SEC game:

115 at Arkansas (2-20-93)

Allowed 100 or more points in non-SEC play:

105 vs. Miami (11-19-15)

Was held to 52 points or less:

51 vs. Alabama (2-10-15)

Was held to 50 points:

50 vs. Alabama (2-25-12)

Was held to 49 points or less:

47 vs. Florida (1-10-15)

Was held to 45 points or less:

41 at Georgia (2-7-15)

Was held to 40 points or less:

36 vs. Missouri (2-13-13)

Was held to 35 points or less:

31 vs. Vanderbilt (2-23-13)

Was held to fewer than 10 points in a half:

9 at Arkansas, first (2-7-15)

Held opponent to 59 points or less:

57 vs. Oregon State (12-01-16)

Held opponent to 56 points or less:

56 at Vanderbilt (3-4-15)

Held opponent to 55 points or less:

54 vs. UMKC (12-29-16)

Held opponent to 50 points or less:

46 vs. Arkansas (2-9-16)

Held opponent to 45 points or less:

44 vs. Southern Miss (12-19-16)

Held opponent to 42 points or less:

42 vs. Texas-San Antonio (12-4-12)

Held opponent to 39 points or less:

39 at LSU (1-9-08)

Shot 50 percent or better from the field:

.500 [29-58] vs. UMKC (12-29-16)

Shot 55 percent or better from the field:

.582 [33-55] vs. No. Colorado (12-23-15)

Shot 60 percent or better from the field:

.621 [41-66] vs. E. Washington (11-13-15)

Shot 65 percent or better from the field:

.660 [35-53] vs. Western Kentucky (1-5-09)

Was held to less than 35 percent from the field:

.323 [20-62] vs. Central Florida (11-17-16)

Was held to less than 30 percent from the field:

.283 [17-60] vs. North Carolina (11-19-12)

Was held to less than 25 percent from the field:

.175 [7-40] vs. Vanderbilt (2-23-13)

Held opp. to 35 percent or less from the field:

.306 [19-62] vs. Texas A&M (1-6-16)

Held opp. to 30 percent or less from the field:

.283 [17-60] vs. UMKC (12-29-16)

Held opp. to 25 percent or less from the field:

.231 [15-65] vs. Southern Miss (12-19-16)

Opponent shot 50 percent or better:

.500 [28-56] Moorehead State (12-22-16)

Opponent shot 60 percent or better:

.623 [33-53] Missouri (3-1-14)

Made 35 or more field goals:

35 vs. Texas Southern (12-2-15)

Made 40 or more field goals:

41 vs. Eastern Washington (11-13-15)

Made fewer than 15 field goals:

14 at Arkansas (2-7-15)

Attempted 70 or more shots from the field:

71 vs. Alabama (2-2-16)

Attempted 80 or more shots from the field:

80 at Alabama (2-21-09)

Attempted just 40 shots from the field:

40 vs. Vanderbilt (2-23-13)

Attempted 39 or fewer shots from the field:

39 at Vanderbilt (3-4-15)

Attempted 35 or fewer shots from the field:

34 vs. Tennessee (2-3-15)

Made 10 or more 3-pointers:

11 vs. UMKC (12-29-16)

Made 12 3-pointers:

12 vs. Ole Miss (1-23-16)

Made 13 3-pointers:

13 vs. Georgia State (12-04-16)

Made 15 3-pointers:

15 vs. North Carolina A&T (12-12-10)

Made 16 3-pointers:

16 vs. Troy (12-10-11)

Made 17 3-pointers:

17 vs. Southern Miss (12-19-16)

Did not make a 3-pointer:

[0-10] at Arkansas (2-7-15)

Made just one 3-pointer:

vs. Tennessee (1-7-15)

Made just two 3-pointers:

vs. Northwestern State (11-28-16)

Opponent made 15 or more 3-pointers:

16, Arkansas (1-9-16)

Attempted nine 3-pointers or less:

9 vs. Tennessee (1-7-15)

Attempted six 3-pointers or less:

6 at Ole Miss (1-29-03)

Attempted 25 3-pointers:

25 vs. Auburn (3-5-16)

Attempted 26 3-pointers:

26 vs. Ole Miss (3-2-16)

THE LAST TIME (CONTINUED) . . .

Attempted 27 3-pointers:

27 vs. Texas Southern (12-2-15)

Attempted 28 3-pointers:

28 vs. Georgia (2-13-16)

Attempted 29 or more 3-pointers:

29 vs. Southern Miss (12-19-16)

Attempted 30 or more 3-pointers:

34 vs. Georgia State (12-04-16)

Attempted 35 or more 3-pointers:

35 vs. Kentucky (2-16-10)

Made 31 or more free throws:

31 vs. Auburn (1-22-14)

Made 40 or more free throws:

41 vs. LSU (2-11-09)

Made 50 or more free throws:

52 vs. LSU (2-11-09)

Made fewer than five free throws:

4 at Vanderbilt (2-1-14)

Made fewer than four free throws:

3 vs. Baylor (12-28-11)

Made only 1 free throw:

1 vs. Florida (1-30-14)

Attempted 30 or more free throws:

34 vs. Auburn SECT (3-11-15)

Attempted 35 or more free throws:

35 vs. Tennessee (2-3-15)

Attempted 40 or more free throws:

44 vs. Tennessee (1-7-15)

Attempted 45 or more free throws:

45 vs. Florida A&M (12-17-13)

Attempted fewer than 10 free throws:

9, vs. Georgia State (12-4-16)

Had 50 or more rebounds:

50 vs. Arkansas (2-9-16)

Had 55 or more rebounds:

58 vs. Troy (12-10-05)

Had 59 or more rebounds:

59 at Houston (12-19-09)

Had fewer than 25 rebounds:

21 vs. McNeese State (12-30-14)

Had 20 or fewer rebounds:

20 at Kentucky (1-12-16)

Had 20 or more assists:

20 vs. South Carolina (2-27-16)

Had 21 or more assists:

21 vs. Southern Miss (12-19-16)

Had 25 or more assists:

25 vs. St. Bonaventure (12-05-09)

Had 30 or more assists:

30 vs. Troy (12-10-11)

Had 5 Assists:

5, Florida State (12-16-15)

Had Fewer Than 5 Assists:

4, Tennessee (1-2-15)

Had 20 or more turnovers:

20 vs. South Carolina (3-6-13)

Had 21 or more turnovers:

21 vs. Jacksonville (12-23-14)

Had 23 or more turnovers:

23 vs. Arkansas (2-21-15)

Had 24 or more turnovers:

24 at Arkansas (2-7-15)

Had 25 turnovers:

26 vs. Mississippi Valley State (11-17-14)

Had 29 or more turnovers:

29 at Arkansas (1-23-13)

Had 30 or more turnovers:

31 at Kentucky (1-7-97)

Had 34 or more turnovers:

34 at Evansville (12-17-75)

Had fewer than 10 turnovers:

8 vs. UTEP (11-20-16)

Had five or fewer turnovers:

5 vs. Morehead State (12-22-16)

Forced 25 or more turnovers

26 vs. Kennesaw State (11-14-13)

Had 10 blocked shots:

10 vs. Texas Southern (12-2-15)

Had 11 blocked shots:

11 vs. Southern Miss (12-19-16)

Had 12 blocked shots:

12 at South Carolina (1-26-16)

Had 13 blocked shots:

13 vs. Arkansas (1-14-10)

Had 14 blocked shots:

14 vs. Texas-Pan American (11-24-09)

Had 16 blocked shots:

16 vs. Georgia (1-12-08)

Had 10 steals:

10 at South Carolina (1-16-16)

Had 11 steals:

11 vs. Northwestern State (11-28-16)

Had 12 steals:

12 vs. Ole Miss (3-2-16)

Had 13 steals:

13 vs. Boise State (11-18-16)

Had 14 steals:

14 vs. South Carolina (1-9-13)

Had 15 steals:

15 vs. Florida Gulf Coast (12-19-13)

Had 17 or more steals:

17 vs. Oregon State (12-01-16)

Had 20 or more steals:

20 vs. Nicholls State (11-17-01)

Had 1 steal or less:

1 vs. Vanderbilt (3-11-11)

1 LAMAR PETERS



Freshman | Guard

6-0 | 188

New Orleans, LA

Landry-Walker HS

Season Highs

Points: 24, Georgia State 12-4-16
FGM: 9, Georgia State 12-4-16
FGA: 12, Georgia State 12-4-16
3FGM: 6, Georgia State 12-4-16
3FGA: 9, Georgia State 12-4-16
FTM: 2, Oregon State 12-1-16
FTA: 3, UMKC 12-29-16
Rebounds: 6, Georgia State 12-4-16
Assists: 4, 3x, last vs Alabama 1-3-17
Blocks: 2, Southern Miss 12-19-16
Steals: 3, ETSU 12-14-16
Minutes: 31, Lehigh 11-25-16

Peters' Notes . . .

-Made his collegiate debut against Norfolk State on November 11, 2016

-Did not play against UCF because of a coaching decision.

- Earned his first-career steal against Boise State on November 18, 2016.

-Scored a career-high 13 points against UTEP to go along with his 4 assists.

-Led the team in 3-pointers with 4 against UTEP on November 20, 2016.

-Did not play against Northwestern State because of a coaching decision

-Had a career-high 24 points on 9-12 shooting.

-Tied his career-high 4 assists against Georgia State.

-Had a career-high 3 steals against ETSU.

-Earned his first career (2) blocks against Southern Miss.

-Totalled 9 points to surpass 100 on the year (102) against Alabama.

2016-17 Game-By-Game

Opponent	MIN	FG	Pct.	3FG	Pct.	FT	Pct.	O-D-R	PF	A	TO	B	S	PTS
N11 Norfolk State	15	0-3	.000	0-2	.000	0-0	.000	0-1-1	2	3	4	0	0	0
N17 Central Florida	-DNP-													
N18 Boise State	14	0-4	.000	0-3	.000	0-0	.000	1-0-1	3	1	0	0	1	0
N20 UTEP	23	4-6	.667	4-5	.800	1-1	1.000	0-1-1	3	4	1	0	0	13
N25 Lehigh	31	4-10	.400	3-7	.429	0-0	.000	0-2-2	1	1	1	0	0	11
N28 Northwestern State	-DNP-													
D1 Oregon State	15	3-6	.500	2-3	.667	2-2	1.000	0-1-1	4	3	1	0	2	10
D4 Georgia State	26	9-12	.750	6-9	.667	0-0	.000	1-5-6	2	4	1	0	0	24
D14 ETSU	22	3-10	.300	3-7	.429	1-2	.500	0-1-1	4	2	3	0	3	10
D19 Southern Miss	23	5-11	.455	4-7	.571	1-1	1.000	0-3-3	3	5	0	2	0	15
D22 Morehead State	24	1-4	.250	1-4	.250	0-0	.000	0-1-1	2	0	0	0	0	3
D29 UMKC	22	3-5	.600	0-1	.000	1-3	.333	0-1-1	5	2	2	1	0	7
J3 Alabama	21	4-9	.444	1-4	.250	0-0	.000	0-1-1	5	4	1	0	2	9
J7 LSU														
J10 Arkansas														
J14 Texas A&M														
J17 Kentucky														
J21 Tennessee														
J25 Missouri														
J28 Alabama														
J31 Ole Miss														
F4 Tennessee														
F7 Auburn														
F11 South Carolina														
F14 Georgia														
F18 Florida														
F21 Ole Miss														
F25 Vanderbilt														
F28 South Carolina														
M4 LSU														
M8-12 SEC Tournament														

CAREER STATS FOR LAMAR PETERS

Year	GP-GS	Min/Avg	FG-FGA	Pct	3FM-3GA	Pct	FT-FTA	Pct	Rebs	PF-D	Ast	TO	Blk	Stl	Pts/Avg
2016-17	11-1	236/21.5	36-80	.450	24-42	.462	6-9	.667	19-1.7	34-2	29	14	3	8	102/9.3

2 ELI WRIGHT



Freshman | Gaurd

6-4 | 203

Owensboro, KY

22 Feet Academy

Season Highs

Points: 11, NWST 11-28-16
FGM: 4, NWST 11-28-16
FGA: 5, NWST 11-28-16
3FGM: 1, Oregon State 12-1-16
3FGA: 2, twice, last vs Oregon State 12-1-16
FTM: 3, 5x last vs Oregon State 12-1-16
FTA: 5, NWST 11-28-16
Rebounds: 7, NWST 11-28-16
Assists: 3, Boise State 11-18-16
Blocks: 1, UTEP 11-20-16
Steals: 2, Oregon State 12-1-16
Minutes: 31, NWST 11-28-16

Wright's Notes . . .

-Made his collegiate debut against Norfolk State on November 11, 2016.

-Earned his first collegiate points with 2 against UCF on November 17, 2016.

-Earned his first collegiate assists with an impressive 3.

-Earned his first collegiate block against UTEP on November 20, 2016.

-Had a career-high 31 minutes against Northwestern State.

-Had a career-high 11 points against Northwestern State.

-Had a career-high 7 points against Northwestern State.

-Had a career-high 2 steals against Oregon State.

2016-17 Game-By-Game

Opponent	MIN	FG	Pct.	3FG	Pct.	FT	Pct.	O-D-R	PF	A	TO	B	S	PTS
N11 Norfolk State	13	0-2	.000	0-1	.000	0-0	.000	0-1-1	4	0	0	0	0	0
N17 Central Florida	15	0-2	.000	0-2	.000	2-2	1.000	0-0-0	4	0	1	0	0	2
N18 Boise State	15	0-1	.000	0-1	.000	2-2	1.000	0-0-0	2	3	1	0	1	0
N20 UTEP	10	0-3	.000	0-1	.000	0-0	.000	0-1-1	0	0	0	1	0	0
N25 Lehigh	18	0-2	.000	0-1	.000	2-2	1.000	0-1-1	0	0	1	0	1	2
N28 Northwestern State	31	4-5	.800	0-1	.000	3-5	.600	3-4-7	4	1	1	0	1	11
D1 Oregon State	19	3-4	.750	1-2	.500	3-4	.750	0-3-3	1	1	0	0	2	10
D4 Georgia State	16	0-4	.000	0-2	.000	0-0	.000	1-1-2	0	0	1	0	0	0
D14 ETSU	12	1-1	1.000	0-0	.000	2-4	.500	0-0-0	2	0	0	0	0	4
D19 Southern Miss	-DNP-													
D22 Morehead State	3	0-2	.000	0-1	.000	0-0	.000	0-0-0	0	0	0	0	0	0
D29 UMKC	14	0-0	.000	0-0	.000	0-0	.000	0-2-2	1	0	1	0	0	0
J3 Alabama	1	0-0	.000	0-0	.000	0-0	.000	0-0-0	0	0	0	0	0	0
J7 LSU														
J10 Arkansas														
J14 Texas A&M														
J17 Kentucky														
J21 Tennessee														
J25 Missouri														
J28 Alabama														
J31 Ole Miss														
F4 Tennessee														
F7 Auburn														
F11 South Carolina														
F14 Georgia														
F18 Florida														
F21 Ole Miss														
F25 Vanderbilt														
F28 South Carolina														
M4 LSU														
M8-12 SEC Tournament														

CAREER STATS FOR ELI WRIGHT

Year	GP-GS	Min/Avg	FG-FGA	Pct	3FM-3GA	Pct	FT-FTA	Pct	Rebs	PF-D	Ast	TO	Blk	Stl	Pts/Avg
2016-17	12-1	167/15.2	8-26	.308	1-12	.083	14-19	.737	16-1.5	18-0	5	6	1	5	31/2.8

3 XAVIAN STAPLETON



Sophomore | Guard

6-6 | 195

Flora, MS

Madison Central HS

Season Highs

Points: 9, UMKC 12-29-16
FGM: 3, twice, last vs UMKC 12-29-16
FGA: 7, UMKC 12-29-16
3FGM: 2, Southern Miss 12-19-16
3FGA: 3, UMKC 12-29-16
FTM: 2, UMKC 12-29-16
FTA: 4, UMKC 12-29-16
Rebounds: 3, Morehead state 12-22-16
Assists: 1, UMKC 12-29-16
Blocks: 1, 4x, last vs Alabama 1-3-17
Steals: 2, 3x, last vs UMKC 12-29-16
Minutes: 18, UMKC 12-29-16

Stapleton's Notes . . .

-Appeared in his first game at MSU against Southern Miss after being out for an ACL injury.

-Had a season-high 8 points, 1 block, 2 steals and 1 rebound in his first appearance as a Bulldog.

-Started in his second game back against Morehead State.

-Had a season-high (3) rebounds against Morehead State.

-Had a new season-high (9) points.

2016-17 Game-By-Game

Opponent	MIN	FG	Pct.	3FG	Pct.	FT	Pct.	O-D-R	PF	A	TO	B	S	PTS
N11 Norfolk State	-DNP-													
N17 Central Florida	-DNP-													
N18 Boise State	-DNP-													
N20 UTEP	-DNP-													
N25 Lehigh	-DNP-													
N28 Northwestern State	-DNP-													
D1 Oregon State	-DNP-													
D4 Georgia State	-DNP-													
D14 ETSU	-DNP-													
D19 Southern Miss	11	3-5	.600	2-2	1.000	0-0	.000	0-1-1	2	0	0	1	2	8
D22 Morehead State	15	2-4	.500	1-2	.500	0-0	.000	1-2-3	2	0	0	1	2	5
D29 UMKC	18	3-7	.429	1-3	.333	2-4	.500	0-2-2	1	1	2	1	2	9
J3 Alabama	14	2-5	.400	0-2	.000	1-2	.500	0-1-1	2	0	0	0	1	5
J7 LSU														
J10 Arkansas														
J14 Texas A&M														
J17 Kentucky														
J21 Tennessee														
J25 Missouri														
J28 Alabama														
J31 Ole Miss														
F4 Tennessee														
F7 Auburn														
F11 South Carolina														
F14 Georgia														
F18 Florida														
F21 Ole Miss														
F25 Vanderbilt														
F28 South Carolina														
M4 LSU														
M8-12 SEC Tournament														

CAREER STATS FOR XAVIAN STAPLETON

Year	GP-GS	Min/Avg	FG-FGA	Pct	3FM-3GA	Pct	FT-FTA	Pct	Rebs	PF-D	Ast	TO	Blk	Stl	Pts/Avg
2016-17	4-2	58/14.5	10-21	.476	4-9	.444	3-6	.500	7-1.8	7-0	1	2	3	7	27/6.8

4 MARIO KEGLER



Freshman | Guard

6-7 | 220

Jackson, MS

Oak Hill Academy

Season Highs

Points: 16, Georgia State 12-4-16
FGM: 6, Georgia State 12-4-16
FGA: 13, Georgia State 12-4-16
3FGM: 4, Georgia State 12-4-16
3FGA: 8, Georgia State 12-4-16
FTM: 4, Alabama 1-3-17
FTA: 6, Alabama 1-3-17
Rebounds: 9, Lehigh 11-25-16
Assists: 3, Georgia State 12-4-16
Blocks: 1, ETSU 12-14-16
Steals: 2, 3x, last vs UMKC 12-29-16
Minutes: 35, ETSU 12-14-16

Kegler's Notes . . .

-Earned his first-career start during his collegiate debut against Norfolk State on November 11, 2016.

-Had a career-high 5 rebounds against UCF on November 17, 2016.

-Had a career-high 12 points against Boise State on November 18, 2016.

-Had a career-high 27 minutes against UTEP on November 20, 2016.

-Had a career and team-high 8 rebounds on November 20, 2016.

-Had a team-high 9 rebounds against Lehigh on November 25, 2016.

-Had a career-high 16 points against Georgia State.

-Tied his career-high 2 steals against Georgia State.

-Had a career-high 35 minutes against ETSU.

-Snagged his first career block against ETSU.

2016-17 Game-By-Game

Opponent	MIN	FG	Pct.	3FG	Pct.	FT	Pct.	O-D-R	PF	A	TO	B	S	PTS
N11 Norfolk State	26	2-6	.333	2-4	.500	2-2	1.000	0-2-2	4	1	2	0	0	8
N17 Central Florida	22	3-7	.429	1-2	.500	0-0	.000	1-4-5	4	0	3	0	2	7
N18 Boise State	26	4-6	.667	2-4	.500	2-3	.667	1-3-4	2	0	3	0	1	12
N20 UTEP	27	2-10	.200	0-4	.000	2-2	1.000	1-7-8	1	0	0	0	0	6
N25 Lehigh	32	4-12	.333	1-3	.333	3-4	.750	4-5-9	2	0	3	0	0	12
N28 Northwestern State	30	4-12	.333	0-3	.000	0-0	.000	0-2-2	2	0	1	0	1	8
D1 Oregon State	28	4-5	.800	2-2	1.000	2-3	.667	1-2-3	1	1	3	0	1	12
D4 Georgia State	30	6-13	.462	4-8	.500	0-0	.000	1-3-4	1	3	2	0	2	16
D14 ETSU	35	5-7	.714	1-2	.500	1-3	.333	1-7-8	3	1	1	1	0	12
D19 Southern Miss	19	2-6	.333	1-4	.250	0-0	.000	0-7-7	3	1	0	0	0	5
D22 Morehead State	26	3-8	.375	0-4	.000	1-5	.200	3-4-7	0	1	0	0	0	7
D29 UMKC	25	2-8	.250	2-4	.500	2-3	.667	2-5-7	1	0	1	0	2	8
J3 Alabama	33	4-9	.444	0-5	.000	4-6	.667	1-6-7	2	0	1	0	0	12
J7 LSU														
J10 Arkansas														
J14 Texas A&M														
J17 Kentucky														
J21 Tennessee														
J25 Missouri														
J28 Alabama														
J31 Ole Miss														
F4 Tennessee														
F7 Auburn														
F11 South Carolina														
F14 Georgia														
F18 Florida														
F21 Ole Miss														
F25 Vanderbilt														
F28 South Carolina														
M4 LSU														
M8-12 SEC Tournament														

CAREER STATS FOR MARIO KEGLER

Year	GP-GS	Min/Avg	FG-FGA	Pct	3FM-3GA	Pct	FT-FTA	Pct	Rebs	PF-D	Asst	TO	Blk	Stl	Pts/Avg
2016-17	13-12	359/26.7	45-109	.413	16-49	.327	19-31	.613	73-5.6	26-0	8	21	1	9	125/9.6

5 JOE STRUGG



R- Freshman| Forward

6-9 | 196

Montgomery, AL

G.W. Carver HS

Season Highs

Points: 3, Southern Miss 12-19-16
FGM: 1, Southern Miss 12-19-16
FGA: 2, Southern Miss 12-19-16
3FGM: 1, Southern Miss 12-19-16
3FGA: 2, Southern Miss 12-19-16
FTM: --
FTA: --
Rebounds: 1, 3x, last vs UMKC 12-29-16
Assists: --
Blocks: --
Steals: --
Minutes: 6, Southern Miss 12-19-16

Strugg's Notes . . .

-Earned his first collegiate minutes played with 2 against UCF on November 17, 2016.

-Had a career-high 1 rebound against Oregon State.

-Had a career high 6 minutes and 3 points against Southern Miss.

2016-17 Game-By-Game

Opponent	MIN	FG	Pct.	3FG	Pct.	FT	Pct.	O-D-R	PF	A	TO	B	S	PTS
N11 Norfolk State	-DNP-													
N17 Central Florida	2	0-0	.000	0-0	.000	0-0	.000	0-0-0	0	0	0	0	0	0
N18 Boise State	-DNP-													
N20 UTEP	-DNP-													
N25 Lehigh	-DNP-													
N28 Northwestern State	4	0-1	.000	0-0	.000	0-0	.000	0-0-0	1	0	0	0	0	0
D1 Oregon State	1	0-0	.000	0-0	.000	0-0	.000	0-1-1	0	0	0	0	0	0
D4 Georgia State	1	0-1	.000	0-1	.000	0-0	.000	0-1-1	0	0	0	0	0	0
D14 ETSU	-DNP-													
D19 Southern Miss	6	1-2	.500	1-2	.500	0-0	.000	0-0-0	1	0	3	0	0	3
D22 Morehead State	-DNP-													
D29 UMKC	1	0-0	.000	0-0	.000	0-0	.000	0-1-1	0	0	1	0	0	0
J3 Alabama	-DNP-													
J7 LSU														
J10 Arkansas														
J14 Texas A&M														
J17 Kentucky														
J21 Tennessee														
J25 Missouri														
J28 Alabama														
J31 Ole Miss														
F4 Tennessee														
F7 Auburn														
F11 South Carolina														
F14 Georgia														
F18 Florida														
F21 Ole Miss														
F25 Vanderbilt														
F28 South Carolina														
M4 LSU														
M8-12 SEC Tournament														

CAREER STATS FOR JOE STRUGG

Year	GP-GS	Min/Avg	FG-FGA	Pct	3FM-3GA	Pct	FT-FTA	Pct	Rebs	PF-D	Ast	TO	Blk	Stl	Pts/Avg
2016-17	6-0	15/2.5	1-4	.250	1-3	.333	0-0	.000	3-0.5	2-0	0	4	0	0	3/0.5

11 QUINNDARY WEATHERSPOON



Sophomore | Guard

6-4 | 205

Canton, MS

Velma Jackson HS

Season Highs

Points: 27, Morehead State 12-22-16
FGM: 10, Morehead State 12-22-16
FGA: 18, UCF, 11-17-16
3FGM: 5, UMKC 12-29-16
3FGA: 8, twice, last vs UMKC 12-29-16
FTM: 7, ETSU 12-14-16
FTA: 8, twice, last vs Morehead State 12-22-16
Rebounds: 7, 3x, last vs UMKC 12-29-16
Assists: 4, twice, last vs UMKC 12-29-16
Blocks: 2, Norfolk State, 11-11-16
Steals: 4, 3x, last vs Georgia State 12-4-16
Minutes: 36, twice, last vs Morehead State

Career Highs

Points: 27, Morehead State 12-22-16
FGM: 10, Morehead State 12-22-16
FGA: 18, UCF 11-17-16
3FGM: 5, UMKC 12-29-16
3FGA: 8, 3x, last vs UMKC 12-29-16
FTM: 8, Vanderbilt, 2-16-16
FTA: 10, Vanderbilt, 2-16-16
Rebounds: 14, Missouri, 1-30-16
Assists: 4, twice, last vs UMKC 12-29-16
Blocks: 2, twice, last vs Texas A&M, 2-24-16
Steals: 4, 3x, last vs Georgia State 12-4-16
Minutes: 41, Alabama, 2-2-16

2016-17 Game-By-Game

Opponent	MIN	FG	Pct.	3FG	Pct.	FT	Pct.	O-D-R	PF	A	TO	B	S	PTS
N11 Norfolk State	30	9-16	.563	2-5	.400	2-2	1.000	2-4-6	2	2	2	2	1	22
N17 Central Florida	35	6-18	.333	2-5	.400	5-5	1.000	2-5-7	0	4	1	1	1	19
N18 Boise State	35	9-12	.750	1-3	.333	6-7	.857	1-3-4	1	2	2	0	4	25
N20 UTEP	36	2-9	.222	0-2	.000	5-7	.714	0-3-3	3	2	0	0	2	9
N25 Lehigh	-DNP-													
N28 Northwestern State	-DNP-													
D1 Oregon State	30	6-7	.857	4-5	.800	5-6	.833	1-3-4	3	0	4	0	4	21
D4 Georgia State	27	5-12	.417	2-8	.250	2-2	1.000	1-2-3	4	3	3	0	4	14
D14 ETSU	32	3-14	.214	0-4	.000	7-8	.875	3-4-7	2	1	3	0	0	13
D19 Southern Miss	26	4-8	.500	4-4	1.000	4-4	1.000	1-0-1	2	2	2	0	1	16
D22 Morehead State	36	10-17	.588	1-3	.333	6-8	.759	1-4-5	2	3	1	0	2	27
D29 UMKC	25	9-15	.600	5-8	.625	2-5	.400	2-5-7	2	4	2	0	1	25
J3 Alabama	33	2-11	.182	1-6	.167	2-2	1.000	2-3-5	4	2	4	0	1	7
J7 LSU														
J10 Arkansas														
J14 Texas A&M														
J17 Kentucky														
J21 Tennessee														
J25 Missouri														
J28 Alabama														
J31 Ole Miss														
F4 Tennessee														
F7 Auburn														
F11 South Carolina														
F14 Georgia														
F18 Florida														
F21 Ole Miss														
F25 Vanderbilt														
F28 South Carolina														
M4 LSU														
M8-12 SEC Tournament														

Weatherspoon's Notes . . .

- Tabbed first-team All-SEC by league coaches and second-team by the media.

- Shot at 75% against Boise State on November 18, 2016.

- Played through a wrist injury against UTEP on November 20, 2016.

- Returned from injury with a total of 21 points against Oregon State.

- Has now totaled 20-plus points six times in his career, four times this year. MSU is 5-1 in those games.

- Tied his season-high 7 rebounds against ETSU.

- Had a new career-high (27) points against Morehead State.

- Scored in double digits for the 8th time this season.

- In his game against UMKC it marked the fifth time he has scored 20+ points in a game this season.

- Tied his career high with 4 assists and had a career high 5 3-pointers made.

CAREER STATS FOR QUINNDARY WEATHERSPOON

Year	GP-GS	Min/Avg	FG-FGA	Pct	3FM-3GA	Pct	FT-FTA	Pct	Rebs	PF-D	Asst	TO	Blk	Stl	Pts/Avg
2015-16	31-17	836/27.0	133-297	.448	43-109	.394	62-77	.805	146-4.7	75-1	43	45	16	42	371/12.0
2016-17	11-11	345/31.4	65-139	.468	22-53	.415	46-56	.821	52-4.7	25-0	25	24	3	21	199/18.0
Totals	42-28	1181/28.1	198-436	.454	65-162	.401	108-133	.812	198-4.7	100-1	68	69	19	63	569-13.5

12 DREW DAVIS



Junior | Guard

5-10 | 172

Atlanta, GA

Fort Walton Beach HS

Season Highs

Points: 6, Southern Miss 12-19-16

FGM: 2, Southern Miss 12-19-16

FGA: 1, Oregon State 12-1-16

3FGM: 2, Southern Miss 12-19-16

3FGA: 1, Oregon State 12-1-16

FTM: --

FTA: --

Rebounds: --

Assists: --

Blocks: --

Steals: --

Minutes: 5, Southern Miss 12-19-16

Davis' Notes . . .

-Had a career-high 5 minutes against Southern Miss.

-Was 2-2 with 3-pointers against Southern Miss.

-Had a career-high 6 points against Southern Miss.

2016-17 Game-By-Game

Opponent	MIN	FG	Pct.	3FG	Pct.	FT	Pct.	O-D-R	PF	A	TO	B	S	PTS
N11 Norfolk State	-DNP-													
N17 Central Florida	-DNP-													
N18 Boise State	-DNP-													
N20 UTEP	-DNP-													
N25 Lehigh	-DNP-													
N28 Northwestern State	-DNP-													
D1 Oregon State	1	0-1	.000	0-1	.000	0-0	.000	0-0-0	0	0	0	0	0	0
D4 Georgia State	2	0-0	.000	0-1	.000	0-0	.000	0-0-0	0	0	0	0	0	0
D14 ETSU	-DNP-													
D19 Southern Miss	5	2-3	.667	2-2	1.000	0-0	.000	0-0-0	0	1	2	0	0	6
D22 Morehead State	-DNP-													
D29 UMKC	2	1-1	1.000	0-0	.000	0-0	.000	0-0-0	0	0	0	0	0	2
J3 Alabama	-DNP-													
J7 LSU														
J10 Arkansas														
J14 Texas A&M														
J17 Kentucky														
J21 Tennessee														
J25 Missouri														
J28 Alabama														
J31 Ole Miss														
F4 Tennessee														
F7 Auburn														
F11 South Carolina														
F14 Georgia														
F18 Florida														
F21 Ole Miss														
F25 Vanderbilt														
F28 South Carolina														
M4 LSU														
M8-12 SEC Tournament														

CAREER STATS FOR DREW DAVIS

Year	GP-GS	Min/Avg	FG-FGA	Pct	3FM-3GA	Pct	FT-FTA	Pct	Rebs	PF-D	Asst	TO	Blk	Stl	Pts/Avg
2016-17	4-0	10/2.5	3-5	.600	2-3	.667	0-0	.000	0-0	0-0	1	2	0	0	8/2.0

13 NICK SINGLETON



Sophomore | Guard

6-5 | 194

Decatur, GA

Columbia HS

Season Highs

Points: 5, NWST 11-28-16
 FGM: 2, NWST 11-28-16
 FGA: 4, NWST 11-28-16
 3FGM: 1, NWST 11-28-16
 3FGA: 2, NWST 11-28-16
 FTM: --
 FTA: --
 Rebounds: 2, UCF, 11-17-16
 Assists: --
 Blocks: --
 Steals: 1, NWST 11-28-16
 Minutes: 13, NWST 11-28-16

2016-17 Game-By-Game

Opponent	MIN	FG	Pct.	3FG	Pct.	FT	Pct.	O-D-R	PF	A	TO	B	S	PTS
N11 Norfolk State	-DNP-													
N17 Central Florida	2	0-0	.000	0-0	.000	0-0	.000	1-1-2	0	0	0	0	0	0
N18 Boise State	-DNP-													
N20 UTEP	-DNP-													
N25 Lehigh	-DNP-													
N28 Northwestern State	13	2-4	.500	1-2	.500	0-0	.000	0-1-1	1	0	0	0	1	5
D1 Oregon State	1	0-0	.000	0-0	.000	0-0	.000	0-0-0	0	0	0	0	0	0
D4 Georgia State	2	0-1	.000	0-0	.000	0-0	.000	0-0-0	1	0	0	0	0	0
D14 ETSU	-DNP-													
D19 Southern Miss	6	0-1	.000	0-1	.000	0-0	.000	0-0-0	0	1	1	1	0	0
D22 Morehead State	-DNP-													
D29 UMKC	-DNP-													
J3 Alabama	-DNP-													
J7 LSU														
J10 Arkansas														
J14 Texas A&M														
J17 Kentucky														
J21 Tennessee														
J25 Missouri														
J28 Alabama														
J31 Ole Miss														
F4 Tennessee														
F7 Auburn														
F11 South Carolina														
F14 Georgia														
F18 Florida														
F21 Ole Miss														
F25 Vanderbilt														
F28 South Carolina														
M4 LSU														
M8-12 SEC Tournament														

Singleton's Notes . . .

-Had his first collegiate appearance with 2 minutes against UCF on November 17, 2016

-Had a career-high 13 minutes against Northwestern State.

-Had a career-high 5 points against Northwestern State.

CAREER STATS FOR NICK SINGLETON

Year	GP-GS	Min/Avg	FG-FGA	Pct	3FM-3GA	Pct	FT-FTA	Pct	Rebs	PF-D	Ast	TO	Blk	Stl	Pts/Avg
2016-17	5-0	24/4.8	2-6	.333	1-3	.333	0-0	.000	3-0.6	2-0	1	1	1	1	5/1.0

15 I.J. READY



Senior | Guard

5-11 | 166

Rixey, AR

Parkview Magent HS

Season Highs

Points: 20, Lehigh 11-25-16
FGM: 8, Lehigh 11-25-16
FGA: 16, Lehigh 11-25-16
3FGM: 1, 6x, last vs. vs Morehead State 12-22-16
3FGA: 6, UCF, 11-17-16
FTM: 6, Morehead State 12-22-16
FTA: 7, NWST 11-28-16
Rebounds: 6, Lehigh 11-25-16
Assists: 8, Southern Miss 12-19-16
Blocks:--
Steals: 4, Southern Miss 12-19-16
Minutes: 35, Lehigh 11-25-16

Career Highs

Points: 25, Eastern Washington, 11-13-15
FGM: 8, twice, last vs Lehigh 11-25-16
FGA: 16, 4x, last vs Lehigh 11-25-16
3FGM: 4, Georgia, 1-24-15
3FGA: 7, 7x, last vs. Texas Southern, 12-2-15
FTM: 8, Eastern Washington, 11-13-15
FTA: 9, Eastern Washington, 11-13-15
Rebounds: 8, twice, last vs. Auburn, 1-21-15
Assists: 11, twice, last vs. Northern Colorado, 12-23-15
Blocks: 1, Arkansas, 2-9-16
Steals: 5, 3x, last vs. NWST 11-28-16
Minutes: 36, Ole Miss, 3-2-16

2016-17 Game-By-Game

Opponent	MIN	FG	Pct.	3FG	Pct.	FT	Pct.	O-D-R	PF	A	TO	B	S	PTS
N11 Norfolk State	31	5-13	.385	1-2	.500	3-4	.750	0-3-3	2	7	0	0	0	14
N17 Central Florida	30	6-15	.400	1-6	.167	2-2	1.000	1-2-3	1	4	2	0	1	15
N18 Boise State	27	5-9	.556	1-2	.500	2-3	.667	1-2-3	2	6	0	0	3	13
N20 UTEP	30	2-6	.333	0-1	.000	2-2	1.000	1-1-2	3	3	3	0	1	6
N25 Lehigh	35	8-16	.500	1-3	.333	3-5	.600	0-6-6	1	5	1	0	1	20
N28 Northwestern State	34	4-6	.667	1-1	1.000	5-7	.714	0-3-3	1	6	5	0	5	14
D1 Oregon State	28	2-6	.333	0-3	.000	0-0	.000	0-1-1	1	5	4	0	5	4
D4 Georgia State	30	5-8	.625	1-3	.333	0-0	.000	0-3-3	3	5	0	0	1	11
D14 ETSU	33	0-4	.000	0-1	.000	0-0	.000	0-2-2	1	4	4	0	0	0
D19 Southern Miss	25	3-5	.600	0-0	.000	0-0	.000	1-3-4	0	8	2	0	4	6
D22 Morehead State	33	6-10	.600	1-3	.333	6-6	1.000	0-2-2	1	3	0	0	0	19
D29 UMKC	25	3-6	.500	0-2	.000	0-0	.000	1-1-2	1	5	2	0	1	6
J3 Alabama	34	2-5	.400	0-0	.000	2-2	1.000	0-1-1	1	3	1	0	2	6
J7 LSU														
J10 Arkansas														
J14 Texas A&M														
J17 Kentucky														
J21 Tennessee														
J25 Missouri														
J28 Alabama														
J31 Ole Miss														
F4 Tennessee														
F7 Auburn														
F11 South Carolina														
F14 Georgia														
F18 Florida														
F21 Ole Miss														
F25 Vanderbilt														
F28 South Carolina														
M4 LSU														
M8-12 SEC Tournament														

Ready's Notes . . .

- I.J. Ready leads the team in assists with 8.

-Earned his 74th career start.

-He earned his 32nd double-digit game with 15 against Southern Miss.

-Is 30 steals shy of moving in the MSU Top 10 record book.

-Had a season-high 3 steals against Boise State on November 18, 2016.

-Had a team-high 20 points and 5 assists against Lehigh.

-Had a season-high 5 free throws made against Northwestern State.

-Needs 243 more points to be the 37th player to reach 1000.

-Moved in to the top 10 all time leaders for assists with 327.

-Needs 11 steals to reach the top 10 all time leaders.

-Had a season-high (4) steals and (8) assists.

CAREER STATS FOR I.J. READY

Year	GP-GS	Min/Avg	FG-FGA	Pct	3FM-3GA	Pct	FT-FTA	Pct	Rebs	PF-D	Asst	TO	Blk	Stl	Pts/Avg
2013-14	26-21	626/24.1	59-159	.371	17-48	.354	18-21	.857	55-2.1	31-1	69	41	0	32	153/5.9
2014-15	29-21	744/25.7	87-218	.399	28-95	.295	37-42	.881	57-2.0	46-0	71	41	0	37	239/8.2
2015-16	30-22	886/29.5	103-247	.417	26-91	.286	45-56	.804	79-2.6	56-1	134	48	1	39	277/9.2
2016-17	13-13	395/30.4	51-109	.468	7-27	.259	25-31	.806	35-2.6	18-0	64	24	0	24	134/10.3
Totals	98-77	2651/27.1	300-733	.409	78-261	.299	125-150	.833	226-2.3	151-2	338	154	1	132	803/8.2

20 MILES WASHINGTON



Freshman | Center

6-7 | 202

New Albany, MS

New Albany HS

Season Highs

Points: 2, UMKC 12-29-16
 FGM: 1, UMKC 12-29-16
 FGA: 2, UMKC 12-29-16
 3FGM: --
 3FGA: 1, UMKC 12-29-16
 FTM: --
 FTA: --
 Rebounds: --
 Assists: --
 Blocks: 1, Southern Miss 12-19-16
 Steals: --
 Minutes: 6, Southern Miss 12-19-16

Washington's Notes . . .

-Had a career-high 2 minutes against Georgia State.

-Earned his first career points against UMKC.

2016-17 Game-By-Game

Opponent	MIN	FG	Pct.	3FG	Pct.	FT	Pct.	O-D-R	PF	A	TO	B	S	PTS
N11 Norfolk State	-DNP-													
N17 Central Florida	-DNP-													
N18 Boise State	-DNP-													
N20 UTEP	-DNP-													
N25 Lehigh	-DNP-													
N28 Northwestern State	-DNP-													
D1 Oregon State	1	0-0	.000	0-0	.000	0-0	.000	0-0-0	1	0	0	0	0	0
D4 Georgia State	2	0-0	.000	0-0	.000	0-0	.000	0-0-0	0	0	0	0	0	0
D14 ETSU	-DNP-													
D19 Southern Miss	6	0-0	.000	0-0	.000	0-0	.000	0-0-0	0	0	0	1	0	0
D22 Morehead State	-DNP-													
D29 UMKC	2	1-2	.500	0-1	.000	0-0	.000	0-0-0	0	0	0	0	0	2
J3 Alabama	-DNP-													
J7 LSU														
J10 Arkansas														
J14 Texas A&M														
J17 Kentucky														
J21 Tennessee														
J25 Missouri														
J28 Alabama														
J31 Ole Miss														
F4 Tennessee														
F7 Auburn														
F11 South Carolina														
F14 Georgia														
F18 Florida														
F21 Ole Miss														
F25 Vanderbilt														
F28 South Carolina														
M4 LSU														
M8-12 SEC Tournament														

CAREER STATS FOR MILES WASHINGTON

Year	GP-GS	Min/Avg	FG-FGA	Pct	3FM-3GA	Pct	FT-FTA	Pct	Rebs	PF-D	Ast	TO	Blk	Stl	Pts/Avg
2016-17	4-0	11/2.8	1-2	.500	0-1	.000	0-0	.000	0-0.0	1-0	0	0	1	0	2/0.5

23 TYSON CARTER



Freshman | Guard

6-4 | 167

Starkville, MS

Starkville HS

Season Highs

Points: 17, Norfolk State, 11-11-16
FGM: 6, Norfolk State, 11-11-16
FGA: 15, twice, last vs NWST 11-28-16
3FGM: 5, Norfolk State, 11-11-16
3FGA: 8, twice, last vs Lehigh 11-25-16
FTM: 6, Boise State 11-18-16
FTA: 6, Boise State 11-18-16
Rebounds: 6, UTEP 11-20-16
Assists: 2, 4x, last vs vs Georgia State 12-4-16
Blocks: 1, twice, last vs Oregon State 12-1-16
Steals: 2, 3x, last vs Lehigh 11-25-16
Minutes: 37, NWST 11-28-16

Carter's Notes . . .

- 17 points is the most by a freshman on opening day since Chancellor Nichols scored 17 against Christian Brothers in November 1987

-In his collegiate debut, freshman guard Tyson Carter poured in 17 points on 6-of-8 shooting. He also drained 5 3-pointers

-Earned his first-career start during his collegiate debut against Norfolk State on November 11, 2016.

-Scored 17 points in his debut against Norfolk State, the most by a true freshman on opening day since Chancellor Nichols also had 17 against Christian Brothers on Nov. 28, 1987.

-Shot 6 for 6 at the free throw line against Boise State.

-Was second on the team for 3-pointers with 3 against UTEP.

-Had a career-high 6 rebounds against UTEP.

-Had a career-high 37 minutes against Northwestern State.

-He is first on the team for free-throw shooting percentage (23-26).

2016-17 Game-By-Game

Opponent	MIN	FG	Pct.	3FG	Pct.	FT	Pct.	O-D-R	PF	A	TO	B	S	PTS
N11 Norfolk State	33	6-8	.750	5-7	.714	0-0	.000	0-1-1	1	2	1	0	1	17
N17 Central Florida	33	2-12	.167	2-8	.250	2-4	.500	0-2-2	2	2	0	0	2	8
N18 Boise State	30	4-10	.400	1-4	.250	6-6	1.000	0-2-2	2	1	0	0	2	15
N20 UTEP	26	3-7	.429	3-6	.500	0-0	.000	0-6-6	1	1	0	0	0	9
N25 Lehigh	36	5-15	.333	2-8	.250	4-4	1.000	0-2-2	3	0	1	1	2	16
N28 Northwestern State	37	4-15	.267	0-7	.000	2-2	1.000	1-2-3	2	2	2	0	1	10
D1 Oregon State	25	2-6	.333	1-2	.500	3-4	.750	0-3-3	0	0	0	1	1	8
D4 Georgia State	24	0-3	.000	0-2	.000	2-2	1.000	0-3-3	1	2	0	0	2	2
D14 ETSU	18	3-4	.750	1-1	1.000	0-0	.000	0-0-0	1	1	1	0	0	7
D19 Southern Miss	22	3-5	.600	3-5	.600	2-2	1.000	0-4-4	0	1	1	0	1	11
D22 Morehead State	24	2-4	.500	1-2	.500	2-2	1.000	1-2-3	1	1	2	0	1	7
D29 UMKC	27	4-9	.444	3-4	.750	0-0	.000	0-4-4	0	0	0	0	0	11
J3 Alabama	23	4-7	.571	2-3	.667	0-0	.000	0-1-1	0	1	0	0	0	10
J7 LSU														
J10 Arkansas														
J14 Texas A&M														
J17 Kentucky														
J21 Tennessee														
J25 Missouri														
J28 Alabama														
J31 Ole Miss														
F4 Tennessee														
F7 Auburn														
F11 South Carolina														
F14 Georgia														
F18 Florida														
F21 Ole Miss														
F25 Vanderbilt														
F28 South Carolina														
M4 LSU														
M8-12 SEC Tournament														

CAREER STATS FOR TYSON CARTER

Year	GP-GS	Min/Avg	FG-FGA	Pct	3FM-3GA	Pct	FT-FTA	Pct	Rebs	PF-D	Ast	TO	Blk	Stl	Pts/Avg
2016-17	13-12	358/27.5	42-105	.400	24-59	.407	23-26	.885	34-2.6	14-0	14	8	2	13	131/10.1

34 SCHNIDER HERARD



Freshman | Center

6-10 | 250

Port-au-Prince, Haiti

Prestonwood Christian HS

Season Highs

Points: 8, vs Georgia State 12-4-16
FGM: 3, twice, last vs Southern Miss 12-19-16
FGA: 4, twice, last vs Southern Miss 12-19-16
3FGM: --
3FGA: --
FTM: 4, Alabama 1-3-17
FTA: 4x, Alabama 1-3-17
Rebounds: 12, Southern Miss 12-19-16
Assists: 2, UTEP 11-20-16
Blocks: 2, twice last vs Southern Miss 12-17-16
Steals: 1, NWST 11-28-16
Minutes: 23, Southern Miss 12-19-16

Herard's Notes . . .

- Had his collegiate debut against Norfolk State on November 11, 2016.
- Had 4 rebounds in the 17 minutes he played.
- Made his first career free throws with 2 against UCF on November 17, 2016.
- Had a team-high 7 rebounds against Boise State on November 18, 2016.
- Had a career-high 20 minutes on November 20, 2016.
- Earned his first career block & steal against Northwestern State.
- Had a career-high 21 minutes against Orgeon State.
- Had a career-high in points (8) and blocks (2) and tied his career-high (7) rebounds against Georgia State.
- Earned a new career-high (12) rebounds against Southern Miss.
- Shot 4-4 from the free throw line against Alabama.
- Drew his first career-start against Alabama.

2016-17 Game-By-Game

Opponent	MIN	FG	Pct.	3FG	Pct.	FT	Pct.	O-D-R	PF	A	TO	B	S	PTS
N11 Norfolk State	17	2-3	.667	0-0	.000	0-1	.000	2-2-4	1	0	3	0	0	4
N17 Central Florida	18	0-2	.000	0-0	.000	2-3	.667	0-2-2	4	0	1	0	0	2
N18 Boise State	18	0-1	.000	0-0	.000	0-0	.000	1-6-7	2	0	1	0	0	0
N20 UTEP	20	0-1	.000	0-0	.000	0-0	.000	2-3-5	3	2	1	0	0	0
N25 Lehigh	14	1-2	.500	0-0	.000	0-0	.000	0-4-4	1	0	0	0	0	2
N28 Northwestern State	16	1-1	1.000	0-0	.000	0-0	.000	0-4-4	1	0	2	1	1	2
D1 Oregon State	21	0-2	.000	0-0	.000	2-4	.500	1-3-4	2	0	2	0	0	2
D4 Georgia State	18	3-4	.750	0-0	.000	2-3	.667	3-4-7	0	0	2	2	0	8
D14 ETSU	12	0-3	.000	0-0	.000	0-0	.000	2-1-3	0	0	0	0	0	0
D19 Southern Miss	23	3-4	.750	0-0	.000	1-4	.250	4-8-12	2	2	1	2	0	7
D22 Morehead State	10	2-2	1.000	0-0	.000	1-4	.250	0-1-1	2	0	0	0	0	5
D29 UMKC	15	2-2	1.000	0-0	.000	1-2	.500	2-6-8	2	0	1	0	0	5
J3 Alabama	16	0-1	.000	0-0	.000	4-4	1.000	2-3-5	4	0	4	0	0	4
J7 LSU														
J10 Arkansas														
J14 Texas A&M														
J17 Kentucky														
J21 Tennessee														
J25 Missouri														
J28 Alabama														
J31 Ole Miss														
F4 Tennessee														
F7 Auburn														
F11 South Carolina														
F14 Georgia														
F18 Florida														
F21 Ole Miss														
F25 Vanderbilt														
F28 South Carolina														
M4 LSU														
M8-12 SEC Tournament														

CAREER STATS FOR SCHNIDER HERARD

Year	GP-GS	Min/Avg	FG-FGA	Pct	3FM-3GA	Pct	FT-FTA	Pct	Rebs	PF-D	Ast	TO	Blk	Stl	Pts/Avg
2016-17	13-1	218/16.8	14-28	.500	0-0	.000	13-25	.520	66-5.1	24-0	4	18	5	1	41/3.2

35 ARIC HOLMAN



Sophomore | Forward

6-10 | 222

Owensboro, KY

Owensboro HS

Season Highs

Points: 18, UTEP 11-20-16
FGM: 8, UTEP 11-20-16
FGA: 13, Boise State 11-18-16
3FGM: 1, twice, last vs Oregon State 12-1-16
3FGA: 4, Boise State 11-18-16
FTM: 5, NWST 11-28-16
FTA: 7, Norfolk State, 11-11-16
Rebounds: 11, 2x, last vs Southern Miss 12-19-16
Assists: 3, UMKC 12-29-16
Blocks: 5, twice, last vs NWST 11-28-16
Steals: 2, 3x, last vs Oregon State 12-1-16
Minutes: 30, ETSU 12-14-16

Career Highs

Points: 18, UTEP 11-20-16
FGM: 8, UTEP 11-20-16
FGA: 13, Boise State 11-18-16
3FGM: 1, twice, last vs. Norfolk State 11-17-16
3FGA: 4, Boise State 11-18-16
FTM: 5, 1, NWST 11-28-16
FTA: 7, Norfolk State, 11-11-16
Rebounds: 11, Norfolk State, 11-11-16
Assists: 4, Arkansas, 2-9-16
Blocks: 5, twice, last vs NWST 11-28-16
Steals: 2, 3x, last vs Oregon State 12-1-16
Minutes: 28, UCF, 11-17-16

2016-17 Game-By-Game

Opponent	MIN	FG	Pct.	3FG	Pct.	FT	Pct.	O-D-R	PF	A	TO	B	S	PTS
N11 Norfolk State	26	3-7	.429	1-2	.500	4-7	.571	3-8-11	2	0	1	5	2	11
N17 Central Florida	28	2-4	.500	0-1	.000	2-3	.667	4-3-7	1	0	2	1	1	6
N18 Boise State	24	6-13	.461	0-4	.000	0-0	.000	1-4-5	1	0	2	0	0	12
N20 UTEP	23	8-10	.800	0-1	.000	2-2	1.000	2-2-4	5	0	2	0	2	18
N25 Lehigh	24	4-6	.667	0-0	.000	2-2	1.000	1-3-4	4	2	2	1	1	10
N28 Northwestern State	26	4-6	.667	0-1	.000	5-6	.833	3-4-7	0	0	1	5	1	13
D1 Oregon State	26	2-7	.286	1-1	1.000	2-2	1.000	3-4-7	1	1	2	1	2	7
D4 Georgia State	15	3-7	.429	0-1	.000	1-2	.500	1-3-4	3	0	1	1	0	7
D14 ETSU	30	7-10	.700	1-3	.333	2-3	.667	2-4-6	3	0	1	4	1	17
D19 Southern Miss	20	2-7	.286	0-2	.000	1-1	1.000	1-10-11	0	0	1	2	1	5
D22 Morehead State	27	5-7	.714	0-1	.000	2-4	.500	3-3-6	2	2	2	3	0	12
D29 UMKC	21	1-3	.333	0-0	.000	0-1	.000	1-5-6	3	3	3	3	0	2
J3 Alabama	25	1-5	.200	0-1	.000	3-4	.750	0-5-5	4	1	2	4	1	5
J7 LSU														
J10 Arkansas														
J14 Texas A&M														
J17 Kentucky														
J21 Tennessee														
J25 Missouri														
J28 Alabama														
J31 Ole Miss														
F4 Tennessee														
F7 Auburn														
F11 South Carolina														
F14 Georgia														
F18 Florida														
F21 Ole Miss														
F25 Vanderbilt														
F28 South Carolina														
M4 LSU														
M8-12 SEC Tournament														

Holman's Notes . . .

- Aric Holman had a team high of 11 rebounds.

- Sophomore forward Aric Holman recorded his first-career double-double with career highs in points (11) and rebounds (11).

- Had career highs in minutes (26), steals (2) and blocks (5).

-Has collected 18 rebounds to go along with his 17 points.

-Had a career and team-high 18 points against UTEP on November 20, 2016.

-Shot at 80% against UTEP on November 20, 2016.

-Earned his first block of the season against Lehigh on November 25, 2016

-Tied his career-high with 2 steals against Oregon State.

-Scored 17 points against ETSU, one point shy of his career-high.

-Tied his career-high (11) rebounds against Southern Miss.

-Had 4 dunks against Morehead State

CAREER STATS FOR ARIC HOLMAN

Year	GP-GS	Min/Avg	FG-FGA	Pct	3FM-3GA	Pct	FT-FTA	Pct	Rebs	PF-D	Ast	TO	Blk	Stl	Pts/Avg
2015-16	21-3	194/9.2	18-44	.409	2-13	.154	1-6	.167	39-1.9	37-2	8	16	14	2	39/1.9
2016-17	13-12	315/24.2	48-92	.522	3-18	.167	26-37	.703	83-6.4	29-1	9	22	30	12	125/9.6
Totals	34-15	509/15.0	66-136	.485	5-31	.161	27-43	.628	122-3.6	66-3	17	38	44	14	164/4.8

45 E.J. DATCHER



Freshman | Center

6-9 | 240

Hapersville, AL

Vincent HS

Season Highs

Points: 2, 3x, 1, NWST 11-28-16
FGM: 1, 4x, last vs ETSU 12-14-16
FGA: 2, 3x 1, NWST 11-28-16,
3FGM: --
3FGA: --
FTM: 2, Southern Miss 12-19-16
FTA: 2, Southern Miss 12-19-16
Rebounds: 7, Norfolk State, 11-11-16
Assists: --
Blocks: 3, UCF, 11-17-16
Steals: 1, twice, last vs. 4, Boise State 11-18-16
Minutes: 15, UCF, 11-17-16

Datcher's Notes . . .

- E.J. Datcher was second on the team with 7 rebounds.

-- Had his collegiate debut against Norfolk State on November 11, 2016.

-Was second on the team for blocks with 4 against UCF on November 17, 2016

2016-17 Game-By-Game

Opponent	MIN	FG	Pct.	3FG	Pct.	FT	Pct.	O-D-R	PF	A	TO	B	S	PTS
N11 Norfolk State	9	1-2	.500	0-0	.000	0-1	.000	1-6-7	4	0	0	1	0	2
N17 Central Florida	15	1-2	.500	0-0	.000	0-1	.000	0-2-2	5	0	0	3	1	2
N18 Boise State	11	0-1	.000	0-0	.000	1-2	.500	2-2-4	1	0	1	0	1	1
N20 UTEP	5	0-0	.000	0-0	.000	0-0	.000	0-0-0	1	0	0	0	0	0
N25 Lehigh	10	0-0	.000	0-0	.000	0-0	.000	0-1-1	1	0	1	1	0	0
N28 Northwestern State	8	1-2	.500	0-0	.000	0-0	.000	2-1-3	1	0	0	1	0	2
D1 Oregon State	4	0-0	.000	0-0	.000	0-0	.000	0-0-0	3	0	0	0	0	0
D4 Georgia State	7	0-1	.000	0-0	.000	0-0	.000	0-0-0	0	0	0	1	0	0
D14 ETSU	6	1-2	.500	0-0	.000	0-0	.000	1-3-4	1	0	0	0	0	2
D19 Southern Miss	8	1-2	.500	0-0	.000	2-2	1.000	1-2-3	3	0	0	2	0	4
D22 Morehead State	2	0-0	.000	0-0	.000	0-0	.000	0-0-0	1	0	0	0	0	0
D29 UMKC	3	0-0	.000	0-0	.000	0-0	.000	0-2-2	2	0	0	0	0	0
J3 Alabama	-DNP-													
J7 LSU														
J10 Arkansas														
J14 Texas A&M														
J17 Kentucky														
J21 Tennessee														
J25 Missouri														
J28 Alabama														
J31 Ole Miss														
F4 Tennessee														
F7 Auburn														
F11 South Carolina														
F14 Georgia														
F18 Florida														
F21 Ole Miss														
F25 Vanderbilt														
F28 South Carolina														
M4 LSU														
M8-12 SEC Tournament														

CAREER STATS FOR E.J. DATCHER

Year	GP-GS	Min/Avg	FG-FGA	Pct	3FM-3GA	Pct	FT-FTA	Pct	Rebs	PF-D	Asst	TO	Blk	Stl	Pts/Avg
2016-17	12-0	88/7.3	5-12	.417	0-0	.000	3-6	.500	26-2.2	23-1	0	3	9	2	13/1.1

Exhibition — Nov. 4, 2016

Mississippi State	78
Delta State	63

Humphrey Coliseum • Starkville, MS

Delta State

Player	FG	3FG	FT	RB	PF	PT	A	Min
Davis	f 2-6	0-0	0-0	1	5	4	0	24
Harper	f 0-0	0-0	0-0	0	5	0	0	5
Warner	g 6-12	5-9	4-6	4	4	21	2	36
Kilpatrick	g 1-2	0-0	0-1	5	0	2	4	28
Schmidt	g 6-20	2-9	3-4	5	4	17	6	32
Henry	0-2	0-0	0-0	4	0	0	0	16
Cornish	3-5	3-5	0-0	2	3	9	0	29
King	0-0	0-0	0-0	0	0	0	0	1
Weldon	1-1	0-0	0-0	0	0	2	0	6
Taylor	2-6	0-0	4-7	6	3	8	0	22
Kimble	0-0	0-0	0-0	0	0	0	0	1
TOTALS	21-54	10-23	11-18	33	24	63	12	200

Mississippi State

Player	FG	3FG	FT	RB	PF	PT	A	Min
Holman	f 4-7	1-3	6-7	10	0	15	0	25
Kegler	g 6-12	4-9	2-4	8	1	18	0	24
W'Spoon	g 4-12	1-2	3-4	8	3	12	4	25
Ready	g 4-6	1-3	0-0	1	1	9	4	18
Carter	g 1-6	0-4	2-2	2	2	4	1	25
Peters	2-8	1-4	2-5	1	3	7	2	18
Wright	2-5	0-2	3-4	2	2	7	1	23
Strugg	0-1	0-1	0-0	0	1	0	0	4
Davis	0-1	0-0	0-0	2	1	0	0	3
Singleton	1-1	0-0	0-0	0	2	2	0	5
Washington	0-0	0-0	0-0	1	1	0	0	3
Herard	1-2	0-0	0-2	5	5	2	0	11
Datcher	1-3	0-0	0-1	6	2	2	0	16
TOTALS	26-64	8-28	18-29	48	24	78	12	200

Halftime: MSU 43, DSU 32. FG%: MSU 40.6%, DSU 38.9%. 3FG%: MSU 28.6%, DSU 43.5%. FT%: MSU 62.1%, DSU 61.1%. Turnovers: MSU 16 (Herard 3), DSU 19 (Schmidt 7). Blocked Shots: MSU 7 (Holman 4), DSU 1 (P.J. Davis). Steals: MSU 9 (Peters 4), DSU 7 (Kilpatrick 4). Officials: Anthony Jordan, Owen Shortt, Ken Washington. Attendance: 3,721.

Game 1 — Nov. 11, 2016

Mississippi State	78
Norfolk State	74

Humphrey Coliseum • Starkville, MS

Norfolk State

Player	FG	3FG	FT	RB	PF	PT	A	Min
Long	f 2-5	0-0	1-3	7	4	5	0	30
Gellineau	c 0-0	0-0	0-0	4	5	0	0	11
Robinson	g 7-14	2-5	5-5	3	1	21	5	38
Wade	g 5-16	0-2	8-12	12	0	18	3	35
Goss	g 4-7	1-4	0-0	1	2	9	1	31
Ward	2-4	0-1	0-1	2	0	4	2	20
Brown	2-3	1-1	0-0	0	2	5	0	5
Williams	1-2	1-2	2-2	2	2	5	0	12
Robinson	3-6	0-0	1-3	3	5	7	0	18
TOTALS	26-57	5-15	17-26	35	21	74	11	200

Mississippi State

Player	FG	3FG	FT	RB	PF	PT	A	Min
Holman	f 3-7	1-2	4-7	11	2	11	0	26
Kegler	g 2-6	2-4	2-2	2	4	8	1	26
W'Spoon	g 9-16	2-5	2-2	6	2	22	2	30
Ready	g 5-13	1-2	3-4	3	2	14	7	31
Carter	g 6-8	5-7	0-0	1	1	17	2	33
Peters	0-3	0-2	0-0	1	2	0	3	15
Wright	0-2	0-1	0-0	0	4	0	0	13
Herard	2-3	0-0	0-1	4	1	4	0	17
Datcher	1-2	0-0	0-1	7	4	2	0	9
TOTALS	28-60	11-23	11-17	38	22	78	12	200

Halftime: MSU 39, NSU 39. FG%: MSU 42.4%, NSU 43.3%. 3FG%: MSU 40.0%, NSU 30.0%. FT%: MSU 62.5%, NSU 52.6%. Turnovers: MSU 13 (Peters 4), NSU 12 (Robinson 3). Blocked Shots: MSU 8 (Holman 5), NSU 5 (Robinson 3). Steals: MSU 4 (Holman 2), NSU 5 (Robinson 3). Officials: Antinio Petty, Terry Moore, Darron George. Attendance: 4,467.

Game 2 — Nov. 17, 2016

Central Florida	86
Mississippi State	61

TD Arena • Charleston, SC

Mississippi State

Player	FG	3FG	FT	RB	PF	PT	A	Min
Holman	f 2-4	0-1	2-3	7	1	6	0	28
Kegler	g 3-7	1-2	0-0	5	4	7	0	22
W'Spoon	g 6-18	2-5	5-5	7	0	19	4	35
Ready	g 6-15	1-6	2-2	3	1	15	4	30
Carter	g 2-12	2-8	2-4	2	2	8	2	33
Wright	0-2	0-2	2-2	0	4	2	0	15
Strugg	0-0	0-0	0-0	0	0	0	0	2
Singleton	0-0	0-0	0-0	2	0	0	0	2
Herard	0-2	0-0	2-2	2	4	2	0	18
Datcher	1-2	0-0	0-1	2	5	2	0	15
TOTALS	20-62	6-24	15-20	35	21	61	10	200

Central Florida

Player	FG	3FG	FT	RB	PF	PT	A	Min
Efianayi	f 7-14	2-6	3-5	7	2	19	2	29
Banyard	f 3-6	1-2	1-4	13	2	8	2	33
Fall	c 13-17	0-0	0-4	12	2	26	1	27
Taylor	g 5-14	1-3	6-6	7	1	17	10	35
Williams	g 3-7	1-4	3-3	3	2	10	1	33
Mumin	0-0	0-0	0-0	0	0	0	0	10
Stephenson	0-1	0-0	0-0	1	0	0	0	2
Brown	1-3	0-0	4-4	4	5	6	0	11
Laing	0-2	0-0	0-0	1	2	0	2	20
TOTALS	32-64	5-15	17-26	49	16	86	18	200

Halftime: MSU 33, UCF 53. FG%: MSU 32.3%, UCF 50.0%. 3FG%: MSU 25.0%, UCF 33.3%. FT%: MSU 75.0%, UCF 65.4%. Turnovers: MSU 10 (Kegler 3), UCF 10 (Efianayi 5). Blocked Shots: MSU 5 (Datcher 3), UCF 3 (Fall 3). Steals: MSU 8 (Kegler, Carter 2), UCF 4 (Taylor 2). Officials: John Higgins, Les Jones, Paul Janssen. Attendance: 3,430.

Game 3 — Nov. 18, 2016

Mississippi State	80
Boise State	68

TD Arena • Charleston, SC

Mississippi State

Player	FG	3FG	FT	RB	PF	PT	A	Min
Holman	f 6-13	0-4	0-0	5	1	12	0	24
Kegler	g 4-6	2-4	2-3	4	2	12	0	26
W'Spoon	g 9-12	1-3	6-7	4	1	25	2	35
Ready	g 5-9	1-2	2-3	3	2	13	6	27
Carter	g 4-10	1-4	6-6	2	2	15	1	30
Peters	0-4	0-3	0-0	1	3	0	1	14
Wright	0-1	0-1	2-2	0	2	2	3	15
Herard	0-1	0-0	0-0	7	2	0	0	18
Datcher	0-1	0-0	1-2	4	1	1	0	11
TOTALS	28-57	5-21	19-23	35	16	80	13	200

Boise State

Player	FG	3FG	FT	RB	PF	PT	A	Min
Duncan	f 4-8	4-8	0-0	0	3	12	0	19
Wacker	f 1-1	0-0	0-1	3	2	2	3	22
Jessup	g 1-6	1-5	2-2	1	2	5	0	25
Hutchison	g 5-7	0-1	3-3	6	4	13	0	24
Reid	g 1-5	0-4	0-0	2	1	2	1	18
Dickinson	2-3	1-2	0-0	2	0	5	0	13
Jorch	3-3	0-0	0-0	0	3	6	0	9
Haney	2-4	1-2	1-2	6	0	6	0	22
Oluyitan	0-0	0-0	0-0	0	1	0	0	2
Austin	6-9	0-1	1-2	1	3	13	2	20
Hobbs	2-9	0-2	0-0	4	4	4	4	26
TOTALS	27-55	7-25	7-10	27	23	68	10	200

Halftime: MSU 37, BSU 29. FG%: MSU 49.1%, BSU 49.1%. 3FG%: MSU 23.8%, BSU 28.0%. FT%: MSU 82.6%, BSU 70.0%. Turnovers: MSU 10 (Kegler 3), BSU 17 (Oluyitan 4). Blocked Shots: MSU 0, BSU 1 (Wacker). Steals: MSU 13 (Waetherspoon 4), BSU 3 (Hobbs 2). Officials: Antinio Petty, Mike Stuart, Jeb Hartness. Attendance: 3,517.

Game 4 — Nov. 20, 2016

Mississippi State	61
UTEP	54

TD Arena • Charleston, SC

UTEP

Player	FG	3FG	FT	RB	PF	PT	A	Min
Flaggert	f 1-8	1-8	0-0	4	3	3	3	33
Thomas	f 3-7	0-0	1-1	5	4	7	0	24
Willms	c 3-7	0-0	6-12	11	2	12	2	32
Harris	g 3-9	1-4	1-2	4	2	8	1	30
Artis	g 6-14	1-6	2-3	5	4	15	3	39
Touchet	2-4	1-3	0-0	1	1	5	1	17
Barrett	0-1	0-1	0-0	0	0	0	0	16
Jones	1-1	0-0	2-2	1	2	4	0	9
TOTALS	19-51	4-22	12-20	34	18	54	10	200

Mississippi State

Player	FG	3FG	FT	RB	PF	PT	A	Min
Holman	f 8-10	0-1	2-2	4	5	18	0	23
Kegler	g 2-10	0-4	2-2	8	1	6	0	27
W'Spoon	g 2-9	0-2	5-7	3	3	9	2	36
Ready	g 2-6	0-1	2-2	2	3	6	3	30
Carter	g 3-7	3-6	0-0	6	1	9	1	26
Peters	4-6	4-5	1-1	1	3	13	4	23
Wright	0-3	0-1	0-0	1	0	0	0	10
Herard	0-1	0-0	0-0	5	3	0	2	20
Datcher	0-0	0-0	0-0	0	1	0	0	5
TOTALS	21-52	7-20	12-14	34	20	61	12	200

Halftime: MSU 33, UTEP 33. FG%: MSU 40.4%, UTEP 37.3%. 3FG%: MSU 35.0%, UTEP 18.2%. FT%: MSU 85.7%, UTEP 60.0%. Turnovers: MSU 8 (Ready 3), UTEP 12 (Flaggert, Thomas 3). Blocked Shots: MSU 1 (Wright 1), UTEP 2 (Thomas, Willms 1). Steals: MSU 5 (Holman, Waetherspoon 2), UTEP 2 (Artis 2). Officials: Paul Janssen, Les Jones, John Gaffney. Attendance: 1,293.

Game 5 — Nov. 25, 2016

Lehigh	87
Mississippi State	73

Humphrey Coliseum • Starkville, MS

Lehigh

Player	FG	3FG	FT	RB	PF	PT	A	Min
Holba	f 4-8	1-3	2-2	8	1	11	3	34
Kempton	c 5-11	0-2	3-3	7	4	13	1	26
Ross	g 7-11	3-5	1-1	2	2	18	5	33
Leufroy	g 8-11	2-3	0-0	4	1	18	4	35
Price	g 5-10	4-6	0-0	4	2	14	2	28
Cohen	0-2	0-1	0-0	6	2	0	1	14
Andree	4-12	1-6	2-2	3	1	11	0	18
Alston	1-1	0-0	0-0	1	1	2	0	12
TOTALS	34-66	11-26	8-8	39	14	87	16	200

Mississippi State

Player	FG	3FG	FT	RB	PF	PT	A	Min
Holman	f 4-6	0-0	2-2	4	4	10	2	24</

Game 6 — Nov. 28, 2016

Mississippi State 65
Northwestern State 59

Humphrey Coliseum • Starkville, MS

Northwestern State

Player	FG	3FG	FT	RB	PF	PT	A	Min
Lane c	2-6	0-0	2-3	3	2	6	0	26
Joseph g	3-7	1-2	0-0	6	4	7	1	33
Hall g	2-7	0-0	2-2	4	4	6	5	32
Thompson g	2-5	2-5	0-0	5	3	6	1	31
Woodley g	10-19	5-9	3-3	6	1	28	0	35
Sweeney	1-3	0-2	1-2	3	0	3	1	12
Boyd	0-3	0-1	0-0	2	1	0	0	12
Kissoonlal	1-2	1-2	0-0	2	2	3	0	10
Metoyer	0-1	0-0	0-0	0	1	0	0	3
Bell	0-1	0-0	0-0	0	0	0	0	3
Hamilton	0-0	0-0	0-0	0	0	0	0	3
TOTALS	21-54	9-21	8-10	33	18	59	8	200

Mississippi State

Player	FG	3FG	FT	RB	PF	PT	A	Min
Holman f	4-6	0-1	5-6	7	0	13	0	26
Wright g	4-5	0-1	3-5	7	4	11	1	32
Kegler g	4-12	0-3	0-0	2	2	8	0	30
Ready g	4-6	1-1	5-7	3	1	14	6	34
Carter g	4-15	0-7	2-2	3	2	10	2	37
Strugg	0-1	0-0	0-0	0	1	0	0	4
Singleton	2-4	1-2	0-0	1	1	5	0	13
Herard	1-1	0-0	0-0	4	1	2	0	16
Datcher	1-2	0-0	0-0	3	1	2	0	8
TOTALS	24-52	2-15	15-20	31	13	65	9	200

Halftime: MSU 28, NWST 28. FG%: MSU 46.2%, NWST 38.9%. 3FG%: MSU 13.3%, NWST 42.9%. FT%: MSU 75.0%, NWST 80.0%. Turnovers: MSU 13 (Ready 5), NWST 19 (Five players with 3). Blocked Shots: MSU 7 (Holman 5), NWST 0. Steals: MSU 11 (Ready 5), NWST 5 (Hall). Officials: Kipp Kissingner, Ray Natili, Jason Baker. Attendance: 6070.

Game 7 — Dec. 1, 2016

Mississippi State 74
Oregon State 57

Humphrey Coliseum • Starkville, MS

Oregon State

Player	FG	3FG	FT	RB	PF	PT	A	Min
Eubanks f	0-4	0-0	5-6	12	1	5	0	33
N'diaye c	4-7	0-0	2-2	2	1	10	0	19
McLaughlin g	4-8	4-6	0-1	2	2	12	1	33
Thompson g	9-16	1-5	1-1	2	2	20	1	30
Stacy g	2-2	0-0	1-1	0	4	5	4	22
Dew	0-1	0-0	0-0	1	2	0	0	5
Dahlen	0-0	0-0	0-0	3	5	0	1	12
Sanders	0-0	0-0	0-0	0	1	0	0	7
Muller	0-1	0-1	0-0	0	1	0	1	11
Rakocevic	0-3	0-0	0-0	0	0	0	0	9
Manuel	2-3	1-1	0-0	0	0	5	0	19
TOTALS	21-45	6-13	9-11	24	19	57	8	200

Mississippi State

Player	FG	3FG	FT	RB	PF	PT	A	Min
Holman f	2-7	1-1	2-2	7	1	7	1	26
Kegler g	4-5	2-2	2-3	3	1	12	1	28
W'Spoon g	6-7	4-5	5-6	4	3	21	0	30
Ready g	2-6	0-3	0-0	1	1	4	5	28
Carter g	2-6	1-2	3-4	3	0	8	0	25
Peters	3-6	2-3	2-2	1	4	10	3	15
Wright	3-4	1-2	3-4	3	1	10	1	19
Strugg	0-0	0-0	0-0	1	0	0	0	1
Davis	0-1	0-1	0-0	0	0	0	0	1
Singleton	0-0	0-0	0-0	0	0	0	0	1
Washington	0-0	0-0	0-0	0	1	0	0	1
Herard	0-2	0-0	2-4	4	2	2	0	21
Datcher	0-0	0-0	0-0	0	3	0	0	4
TOTALS	22-44	11-19	19-25	29	17	74	11	200

Halftime: MSU 45, OSU 19. FG%: MSU 50.0%, OSU 46.7%. 3FG%: MSU 57.9%, OSU 46.2%. FT%: MSU 76.0%, OSU 81.8%. Turnovers: MSU 17 (Weatherspoon, Ready 4), OSU 21 (Four with 4). Blocked Shots: MSU 2 (Holman, Carter), OSU 3 (N'diaye 2). Steals: MSU 17 (Ready 5), OSU 4 (McLaughlin 2). Officials: Antinio Petty, Keith Kimble, Gerry Pollard. Attendance: 7684.

Game 8 — Dec. 4, 2016

Mississippi State 82
Georgia State 60

Humphrey Coliseum • Starkville, MS

Georgia State

Player	FG	3FG	FT	RB	PF	PT	A	Min
Hollowell f	2-5	0-1	0-0	7	3	4	1	26
Clayton f	3-5	0-0	0-0	3	2	6	2	22
Benlevi g	0-2	0-0	0-0	4	2	0	1	14
Williams g	6-12	4-8	0-1	5	1	16	1	27
Simonds g	2-5	0-3	3-3	5	0	7	0	23
Dennis	4-6	0-0	0-0	1	0	8	0	18
Donaldson	0-3	0-0	0-0	0	0	0	4	13
Clerkley	0-1	0-0	0-0	1	0	0	0	2
Seymour	4-8	2-2	0-0	1	1	10	0	20
Session	3-9	0-1	0-0	5	1	6	1	16
Mitchell	1-5	0-3	1-2	0	2	3	0	10
Thomas	0-1	0-1	0-0	2	3	0	0	9
TOTALS	25-62	6-19	4-6	37	15	60	10	200

Mississippi State

Player	FG	3FG	FT	RB	PF	PT	A	Min
Holman f	3-7	0-1	1-2	4	3	7	0	15
Kegler g	6-13	4-8	0-0	4	1	16	3	30
W'Spoon g	5-12	2-8	2-2	3	4	14	3	27
Ready g	5-8	1-3	0-0	3	3	11	5	30
Carter g	0-3	0-2	2-2	3	1	2	2	24
Peters	9-12	6-9	0-0	6	2	24	4	26
Wright	0-4	0-2	0-0	2	0	0	0	16
Strugg	0-1	0-1	0-0	1	0	0	0	1
Davis	0-0	0-0	0-0	0	0	0	0	2
Singleton	0-1	0-0	0-0	0	1	0	0	2
Washington	0-0	0-0	0-0	0	0	0	0	2
Herard	3-4	0-0	2-3	7	0	8	0	18
Datcher	0-1	0-0	0-0	0	0	0	0	7
TOTALS	31-66	13-34	7-9	37	15	82	17	200

Halftime: MSU 44, GSU 36. FG%: MSU 47.0%, GSU 40.3%. 3FG%: MSU 38.2%, GSU 31.6%. FT%: MSU 77.8%, GSU 66.7%. Turnovers: MSU 11 (Weatherspoon, 3), GSU 18 (Hollowell, 4). Blocked Shots: MSU 4 (Herard, 2), GSU 5 (Hollowell, 3). Steals: MSU 9 (Weatherspoon, 4), GSU 3 (Three with 1). Officials: Tony Greene, Orlando Poole, Ken Washington. Attendance: 6,805.

Game 9 — Dec. 14, 2016

East Tennessee State 67
Mississippi State 65

Humphrey Coliseum • Starkville, MS

East Tennessee State

Player	FG	3FG	FT	RB	PF	PT	A	Min
Banks f	0-0	0-0	0-0	1	2	0	0	18
Perea f	2-5	0-1	1-2	7	2	5	0	24
Cromer g	6-14	2-6	0-0	1	1	14	1	30
Bradford g	6-11	1-2	2-3	4	3	15	2	34
M'weather g	3-6	0-1	2-2	3	4	8	0	21
Payne	4-7	1-3	0-0	1	2	9	0	14
Burrell	3-4	2-2	0-0	6	4	8	0	15
Williams	1-2	1-2	0-0	0	1	3	0	12
Jurkin	0-3	0-0	0-1	3	1	0	0	9
Long	0-2	0-2	0-2	1	2	0	1	9
Glass	1-5	0-0	3-4	7	0	5	1	14
TOTALS	26-59	7-19	8-14	36	22	67	5	200

Mississippi State

Player	FG	3FG	FT	RB	PF	PT	A	Min
Holman f	7-10	1-3	2-3	6	3	17	0	30
Kegler g	5-7	1-2	1-3	8	3	12	1	35
W'Spoon g	3-14	0-4	7-8	7	2	13	1	32
Ready g	0-4	0-1	0-0	2	1	0	4	33
Carter g	3-4	1-1	0-0	0	1	7	1	18
Peters	3-10	3-7	1-2	1	4	10	2	22
Wright	1-1	0-0	2-4	0	2	4	0	12
Herard	0-3	0-0	0-0	3	0	0	0	12
Datcher	1-2	0-0	0-0	4	1	2	0	6
TOTALS	23-55	6-18	13-20	35	17	65	9	200

Halftime: ETSU 31, MSU 29. FG%: MSU 41.8%, ETSU 44.1%. 3FG%: MSU 33.3%, ETSU 36.8%. FT%: MSU 65.0%, ETSU 57.1%. Turnovers: MSU 14 (Ready 4), ETSU 12 (Merriweather 3). Blocked Shots: MSU 5 (Holman 4), ETSU 4 (Jurkin 2). Steals: MSU 4 (Peters 3), ETSU 4 (Merriweather 2). Officials: Anthony Jordan, Sean Casey, Patrick Evans. Attendance 6479.

Game 10 — Dec. 19, 2016

Mississippi State 86
Southern Miss 44

Mississippi Coliseum • Jackson, MS

Southern Miss

Player	FG	3FG	FT	RB	PF	PT	A	Min
Watts f	3-5	0-1	3-4	4	4	9	1	26
Rowe f	3-5	1-3	0-1	2	2	7	1	26
Campbell g	1-8	0-3	0-0	6	2	2	0	28
Ramey g	1-5	0-3	0-0	0	1	2	0	17
Holland g	1-8	1-5	0-0	2	2	3	0	28
Edwards	0-7	0-1	2-2	5	0	2	1	24
Richardson	1-3	1-3	0-0	2	2	3	1	12
Thomas	1-5	1-3	0-0	1	0	3	1	6
Clark	1-1	1-1	0-0	0	0	3	0	4
Conley	2-3	0-0	2-2	1	0	6	0	4
Davis	1-13	0-3	2-2	9	0	4	0	19
W'Spoon	0-2	0-0	0-0	0	0	0	1	6
TOTALS	15-65	5-26	9-11	37	13	44	6	200

Mississippi State

Player	FG	3FG	FT	RB	PF	PT	A	Min
Holman f	2-7	0-2	1-1	11	0	5	0	20
Kegler g	2-6	1-4	0-0	7	3	5	1	19
W'Spoon g	4-8	4-4	4-4	1	2	16	2	26
Ready g	3-5	0-0	0-0	4	0	6	8	25
Carter g	3-5	3-5	2-2	4	0	11	1	22
Peters	5-11	4-7	1-1	3	3	15	5	23
Stapleton	3-5	2-2	0-0	1	2	8	0	11
Strugg	1-2	1-2	0-0	0	1	3	0	6
Davis	2-3	2-2	0-0	0	0	6	1	5
Singleton	0-1	0-1	0-0	0	0	0	1	6
Washington	0-0	0-0	0-0	0	0	0	0	6
Herard	3-4	0-0	1-4	12	2	7	2	23
Datcher	1-2	0-0	2-2	3	3	4	0	8
TOTALS	29-59	17-29	11-14	46	16	86	21	200

Halftime: MSU 39, USM 25. FG%: MSU 49.2%, USM 23.1%. 3FG%: MSU 58.6%, USM 19.2%. FT%: MSU 78.6%, USM 81.8%. Turnovers: MSU 14 (Strugg, 3), USM 15 (Watts, 4). Blocked Shots: MSU 11 (Four with 2), USM 1 (Davis). Steals: MSU 9 (Ready, 4), USM 6 (Edwards 2). Officials: Don Daily, Orlandis Poole, Alfred Smith. Attendance: 4031.

Game 11 — Dec. 22, 2016

Mississippi State 85
Morehead State 76

Humphrey Coliseum • Starkville, MS

Morehead State

Player	FG	3FG	FT	RB	PF	PT	A	Min
Williams f	3-4	0-0	0-0	2	2	6	1	20

Game 12 — Dec. 29, 2016

Mississippi State 77
UMKC 54

Humphrey Coliseum • Starkville, MS

Player	FG	3FG	FT	RB	PF	PT	A	Min
Steward	f 4-13	0-4	7-8	4	1	15	0	34
Clark	f 3-7	0-0	0-0	3	2	6	1	13
Tillman	c 0-0	0-0	0-0	8	1	0	0	24
Boyd	g 3-14	2-6	6-7	5	4	14	0	28
Robinson	g 0-1	0-0	0-0	1	1	0	1	9
Bishop	2-6	2-5	0-1	0	1	6	0	16
King	1-2	0-1	1-2	2	0	3	1	13
Ross	3-9	1-7	0-2	5	1	7	2	20
Giles	0-0	0-0	0-0	0	2	0	0	8
Leach	0-0	0-0	0-0	1	1	0	1	5
Newbill	1-6	0-1	1-2	4	2	3	1	22
Leek	0-2	0-2	0-0	1	3	0	0	8
TOTALS	17-60	5-26	15-22	38	19	54	7	200

Player	FG	3FG	FT	RB	PF	PT	A	Min
Holman	f 1-3	0-0	0-1	6	3	2	3	21
Kegler	g 2-8	2-4	2-3	7	1	8	0	25
W'Spoon	g 9-15	5-8	2-5	7	2	25	4	25
Ready	g 3-6	0-2	0-0	2	1	6	5	25
Carter	g 4-9	3-4	0-0	4	0	11	0	27
Peters	3-5	0-1	1-3	1	5	7	2	22
Wright	0-0	0-0	0-0	2	1	0	0	14
Stapleton	3-7	1-3	2-4	2	1	9	1	18
Strugg	0-0	0-0	0-0	1	0	0	0	1
Davis	1-1	0-0	0-0	0	0	2	0	2
Washington	1-2	0-1	0-0	0	0	2	0	2
Herard	2-2	0-0	1-2	8	2	5	0	15
Datcher	0-0	0-0	0-0	2	2	0	0	3
TOTALS	29-58	11-23	8-18	46	18	77	15	200

Halftime: MSU 44, UMKC 28. FG%: MSU 50.0%, UMKC 28.3%. 3FG%: MSU 47.8%, UMKC 19.2%. FT%: MSU 44.4%, UMKC 68.2%. Turnovers: MSU 15 (Holman, 3), UMKC 13 (Boyd, Newbill 3). Blocked Shots: MSU 5 (Holman 3), UMKC 1 (Clark). Steals: MSU 6 (Stapleton, Kegler 2), UMKC 5 (Steward, Boyd 2). Officials: Byron Jarrett, Patrick Evans, Glenn Tuitt. Attendance: 7109.

Game 13 — Jan. 3, 2017

Mississippi State
Alabama

Humphrey Coliseum • Starkville, MS

Player	FG	3FG	FT	RB	PF	PT	A	Min
Key	f 3-5	1-2	2-2	6	4	9	1	20
Hall	f 3-5	0-0	0-1	5	1	6	0	20
Norris	g 3-9	1-4	4-4	2	4	11	1	32
Johnson	g 5-15	1-4	2-2	5	3	13	0	32
Ingram	g 4-8	0-0	5-6	9	1	13	4	35
Collins	1-4	0-1	0-0	2	0	2	2	18
Taylor	3-4	0-0	3-3	3	4	9	0	19
Hale	1-3	0-2	0-2	2	1	2	0	8
Olaniyan	1-1	0-0	1-2	6	2	3	1	16
TOTALS	24-54	3-13	17-22	43	20	68	9	200

Player	FG	3FG	FT	RB	PF	PT	A	Min
Herard	f 0-1	0-0	4-4	5	4	4	0	16
Stapleton	g 2-5	0-2	1-2	1	2	5	0	14
Kegler	g 4-9	0-5	4-6	7	2	12	0	33
W'Spoon	g 2-11	1-6	2-2	5	4	7	2	33
Ready	g 2-5	0-0	2-2	1	1	6	3	34
Peters	4-9	1-4	0-0	1	5	9	4	21
Wright	0-0	0-0	0-0	0	0	0	0	1
Carter	4-7	2-3	0-0	1	0	10	1	23
Holman	1-5	0-1	3-4	5	4	5	1	25
TOTALS	19-52	4-21	16-20	26	22	58	11	200

Halftime: UA 32, MSU 20. FG%: MSU 36.5%, UA 44.4%. 3FG%: MSU 19.0%, UA 23.1%. FT%: MSU 80.0%, UA 77.3%. Turnovers: MSU 13 (Weather-spoon, Herard 4), UA 16 (Key 5). Blocked Shots: MSU 4 (Holman 4), UA 3 (Three players with 1). Steals: MSU 7 (Ready, Peters 2), UA 3 (Key, 3). Officials: Doug Simmons, Roger Ayers, Bart Lemox. Attendance 7452.

Game 14 — Jan. 7, 2017

Mississippi State
LSU

Maravich Assembly Center • Baton Rouge, LA

Game 17 — Jan. 17, 2017

Mississippi State
Kentucky

Humphrey Coliseum • Starkville, MS

Game 15 — Jan. 10, 2017

Mississippi State
Arkansas

Bud Walton Arena • Fayetteville, AR

Game 16 — Jan. 14, 2017

Mississippi State
Texas A&M

Humphrey Coliseum • Starkville, MS

2016-17 Mississippi State Basketball
Mississippi State Combined Team Statistics (as of Jan 03, 2017)
All games

RECORD:	OVERALL	HOME	AWAY	NEUTRAL
ALL GAMES	9-4	6-3	0-0	3-1
CONFERENCE	0-1	0-1	0-0	0-0
NON-CONFERENCE	9-3	6-2	0-0	3-1

#	Player	gp-gs	min	avg	Total	3-Point	F-Throw	Rebounds		pf	dq	a	to	blk	stl	pts	avg
					fg-fga	fg%	3fg-fga	3fg%	ft-fa	ft%	off	def	tot	avg			
11	Q Weatherspoon	11-11	345	31.4	65-139	.468	22-53	.415	46-56	.821	16	36	52	4.7	25	0	25
15	IJ Ready	13-13	395	30.4	51-109	.468	7-27	.259	25-31	.806	5	30	35	2.7	18	0	64
23	Tyson Carter	13-12	358	27.5	42-105	.400	24-59	.407	23-26	.885	2	32	34	2.6	14	0	14
35	Aric Holman	13-12	315	24.2	48-92	.522	3-18	.167	26-37	.703	25	58	83	6.4	29	1	9
04	Mario Kegler	13-12	359	27.6	45-109	.413	16-49	.327	19-31	.613	16	57	73	5.6	26	0	8
01	Lamar Peters	11-1	236	21.5	36-80	.450	24-52	.462	6-9	.667	2	17	19	1.7	34	2	29
03	Xavian Stapleton	4-2	58	14.5	10-21	.476	4-9	.444	3-6	.500	1	6	7	1.8	7	0	1
34	Schnider Herard	13-1	218	16.8	14-28	.500	0-0	.000	13-25	.520	19	47	66	5.1	24	0	4
02	Eli Wright	12-1	168	14.0	8-26	.308	1-12	.083	14-19	.737	4	12	16	1.3	18	0	5
12	Drew Davis	4-0	10	2.5	3-5	.600	2-3	.667	0-0	.000	0	0	0	0.0	0	0	1
45	E.J. Datcher	12-0	88	7.3	5-12	.417	0-0	.000	3-6	.500	7	19	26	2.2	23	1	0
13	Nick Singleton	5-0	24	4.8	2-6	.333	1-3	.333	0-0	.000	1	2	3	0.6	2	0	1
20	Miles Washington	4-0	11	2.8	1-2	.500	0-1	.000	0-0	.000	0	0	0	0.0	1	0	0
05	Joe Strugg	6-0	15	2.5	1-4	.250	1-3	.333	0-0	.000	0	3	3	0.5	2	0	0
Team											18	20	38				
Total.....											13	2600	331-738	.449	105-289	.363	178-246
Opponents.....											13	2600	315-748	.421	82-259	.317	142-199

TEAM STATISTICS	MS	OPP	Date	Opponent	Score	Att.
SCORING	945	854	11-11-16	NORFOLK STATE	w 78-74	4467
Points per game	72.7	65.7	11-17-16	vs UCF	L 61-86	3430
Scoring margin	+7.0	-	11-18-16	vs Boise State	w 80-68	3517
FIELD GOALS-ATT	331-738	315-748	11-20-16	vs UTEP	w 61-54	1293
Field goal pct	.449	.421	11-25-16	LEHIGH	L 73-87	6697
3 POINT FG-ATT	105-289	82-259	11-28-16	NORTHWESTERN STATE	w 65-59	6070
3-point FG pct	.363	.317	12-01-16	OREGON STATE	w 74-57	7684
3-pt FG made per game	8.1	6.3	12-04-16	GEORGIA STATE	w 82-60	6805
FREE THROWS-ATT	178-246	142-199	12-14-16	EAST TENNESSEE STATE	L 65-67	6479
Free throw pct	.724	.714	12-19-16	vs USM	w 86-44	4031
F-Throws made per game	13.7	10.9	12-22-16	MOREHEAD STATE	w 85-76	8328
REBOUNDS	455	464	12-29-16	MISSOURI-KANSAS CITY	w 77-54	7109
Rebounds per game	35.0	35.7	* 01-03-17	ALABAMA	L 58-68	7452
Rebounding margin	-0.7	-				
ASSISTS	161	128				
Assists per game	12.4	9.8				
TURNOVERS	153	193				
Turnovers per game	11.8	14.8				
Turnover margin	+3.1	-				
Assist/turnover ratio	1.1	0.7				
STEALS	103	54				
Steals per game	7.9	4.2				
BLOCKS	59	32				
Blocks per game	4.5	2.5				
ATTENDANCE	61091	12271				
Home games-Avg/Game	9-6788	0-0				
Neutral site-Avg/Game	-	4-3068				

* - Conference game

Score by Periods	1st	2nd	Totals
Mississippi State	448	497	945
Opponents	432	422	854

2016-17 Mississippi State Basketball
Mississippi State Combined Team Statistics (as of Jan 03, 2017)
Conference games

RECORD:	OVERALL	HOME	AWAY	NEUTRAL
ALL GAMES	0-1	0-1	0-0	0-0
CONFERENCE	0-1	0-1	0-0	0-0
NON-CONFERENCE	0-0	0-0	0-0	0-0

#	Player	gp-gs	min	avg	Total		3-Point		F-Throw		Rebounds											
					fg-fga	fg%	3fg-fga	3fg%	ft-fa	ft%	off	def	tot	avg	pf	dq	a	to	blk	stl	pts	avg
04	Mario Kegler	1-1	33	33.0	4-9	.444	0-5	.000	4-6	.667	1	6	7	7.0	2	0	0	1	0	0	12	12.0
23	Tyson Carter	1-0	23	23.0	4-7	.571	2-3	.667	0-0	.000	0	1	1	1.0	0	0	1	0	0	0	10	10.0
01	Lamar Peters	1-0	21	21.0	4-9	.444	1-4	.250	0-0	.000	0	1	1	1.0	5	1	4	1	0	2	9	9.0
11	Q Weatherspoon	1-1	33	33.0	2-11	.182	1-6	.167	2-2	1.000	2	3	5	5.0	4	0	2	4	0	1	7	7.0
15	IJ Ready	1-1	34	34.0	2-5	.400	0-0	.000	2-2	1.000	0	1	1	1.0	1	0	3	1	0	2	6	6.0
03	Xavian Stapleton	1-1	14	14.0	2-5	.400	0-2	.000	1-2	.500	0	1	1	1.0	2	0	0	0	0	1	5	5.0
35	Aric Holman	1-0	25	25.0	1-5	.200	0-1	.000	3-4	.750	0	5	5	5.0	4	0	1	2	4	1	5	5.0
34	Schnider Herard	1-1	16	16.0	0-1	.000	0-0	.000	4-4	1.000	2	3	5	5.0	4	0	0	4	0	0	4	4.0
02	Eli Wright	1-0	1	1.0	0-0	.000	0-0	.000	0-0	.000	0	0	0	0.0	0	0	0	0	0	0	0	0.0
Team											0	0	0									
Total.....		1	200		19-52	.365	4-21	.190	16-20	.800	5	21	26	26.0	22	1	11	13	4	7	58	58.0
Opponents.....		1	200		24-54	.444	3-13	.231	17-22	.773	12	31	43	43.0	20	-	9	17	3	3	68	68.0

TEAM STATISTICS	MS	OPP	Date	Opponent	Score	Att.
SCORING	58	68	* 01-03-17	ALABAMA	L 58-68	7452
Points per game	58.0	68.0	* - Conference game			
Scoring margin	-10.0	-				
FIELD GOALS-ATT	19-52	24-54				
Field goal pct	.365	.444				
3 POINT FG-ATT	4-21	3-13				
3-point FG pct	.190	.231				
3-pt FG made per game	4.0	3.0				
FREE THROWS-ATT	16-20	17-22				
Free throw pct	.800	.773				
F-Throws made per game	16.0	17.0				
REBOUNDS	26	43				
Rebounds per game	26.0	43.0				
Rebounding margin	-17.0	-				
ASSISTS	11	9				
Assists per game	11.0	9.0				
TURNOVERS	13	17				
Turnovers per game	13.0	17.0				
Turnover margin	+4.0	-				
Assist/turnover ratio	0.8	0.5				
STEALS	7	3				
Steals per game	7.0	3.0				
BLOCKS	4	3				
Blocks per game	4.0	3.0				
ATTENDANCE	7452	0				
Home games-Avg/Game	1-7452	0-0				
Neutral site-Avg/Game	-	0-0				

Score by Periods	1st	2nd	Totals
Mississippi State	20	38	58
Opponents	32	36	68

2016-17 Mississippi State Basketball
Mississippi State Game-by-Game Highs (as of Jan 03, 2017)
All games












Opponent	Date	Score	Points	Rebounds	Assists	Steals	Blocked shots
NORFOLK STATE	11-11-16	78-74	22-Q Weatherspoon	11-Aric Holman	7-IJ Ready	2-Aric Holman	5-Aric Holman
vs UCF	11-17-16	61-86	19-Q Weatherspoon	7-Aric Holman	4-IJ Ready	2-Tyson Carter	3-E.J. Datcher
				Q Weatherspoon	Q Weatherspoon	Mario Kegler	
vs Boise State	11-18-16	80-68	25-Q Weatherspoon	7-Schnider Herard	6-IJ Ready	4-Q Weatherspoon	None
vs UTEP	11-20-16	61-54	18-Aric Holman	8-Mario Kegler	4-Lamar Peters	2-Q Weatherspoon	1-Eli Wright
						Aric Holman	
LEHIGH	11-25-16	73-87	20-IJ Ready	9-Mario Kegler	5-IJ Ready	2-Tyson Carter	1-E.J. Datcher
							Aric Holman
							Tyson Carter
NORTHWESTERN STATE	11-28-16	65-59	14-IJ Ready	7-Aric Holman	6-IJ Ready	5-IJ Ready	5-Aric Holman
				Eli Wright			
OREGON STATE	12-01-16	74-57	21-Q Weatherspoon	7-Aric Holman	5-IJ Ready	5-IJ Ready	1-Tyson Carter
							Aric Holman
GEORGIA STATE	12-04-16	82-60	24-Lamar Peters	7-Schnider Herard	5-IJ Ready	4-Q Weatherspoon	2-Schnider Herard
EAST TENNESSEE STATE	12-14-16	65-67	17-Aric Holman	8-Mario Kegler	4-IJ Ready	3-Lamar Peters	4-Aric Holman
vs USM	12-19-16	86-44	16-Q Weatherspoon	12-Schnider Herard	8-IJ Ready	4-IJ Ready	2-E.J. Datcher
							Schnider Herard
							Lamar Peters
							Aric Holman
MOREHEAD STATE	12-22-16	85-76	27-Q Weatherspoon	7-Mario Kegler	3-IJ Ready	2-Q Weatherspoon	3-Aric Holman
					Q Weatherspoon	Xavian Stapleton	
MISSOURI-KANSAS CITY	12-29-16	77-54	25-Q Weatherspoon	8-Schnider Herard	5-IJ Ready	2-Xavian Stapleton	3-Aric Holman
						Mario Kegler	
ALABAMA	01-03-17	58-68	12-Mario Kegler	7-Mario Kegler	4-Lamar Peters	2-Lamar Peters	4-Aric Holman
						IJ Ready	

2016-17 Mississippi State Basketball
Mississippi State Team Game-by-Game Comparison (as of Jan 03, 2017)
All games

Opponent	1st	2nd	Score	Mar	Total FG	FG Pct	3-Pointers	3FG Pct	Free Throws	FT Pct	Rebounds	Assist	T/Over	Block	Steal	Fouls
NORFOLK STATE	39/39	39/35	78-74	+4	28-60/26-57	.467/.456	11-23/5-15	.478/.333	11-17/17-26	.647/.654	38/35 +3	15/11	13/12	8/5	4/5	22/21
UCF	33/53	28/33	61-86	(25)	20-62/32-64	.323/.500	6-24/5-15	.250/.333	15-20/17-26	.750/.654	35/49 (14)	10/18	10/10	5/3	8/4	21/16
Boise State	37/29	43/39	80-68	+12	28-57/27-55	.491/.491	5-21/7-25	.238/.280	19-23/7-10	.826/.700	35/27 +8	13/10	10/17	0/1	13/3	16/23
UTEP	33/33	28/21	61-54	+7	21-52/19-51	.404/.373	7-20/4-22	.350/.182	12-14/12-20	.857/.600	34/34 -	12/10	8/12	1/2	5/2	20/18
LEHIGH	29/38	44/49	73-87	(14)	26-63/34-66	.413/.515	7-22/11-26	.318/.423	14-17/8-8	.824/1000	32/39 (7)	8/16	10/11	3/2	5/6	13/14
NORTHWESTERN STATE	28/28	37/31	65-59	+6	24-52/21-54	.462/.389	2-15/9-21	.133/.429	15-20/8-10	.750/.800	31/33 (2)	9/8	13/19	7/0	11/5	13/18
OREGON STATE	45/19	29/38	74-57	+17	22-44/21-45	.500/.467	11-19/6-13	.579/.462	19-25/9-11	.760/.818	29/24 +5	11/8	17/21	2/3	17/4	17/19
GEORGIA STATE	44/36	38/24	82-60	+22	31-66/25-62	.470/.403	13-34/6-19	.382/.316	7-9/4-6	.778/.667	38/37 +1	17/10	11/18	4/5	9/3	15/15
EAST TENNESSEE STATE	26/31	39/36	65-67	(2)	23-55/26-59	.418/.441	6-18/7-19	.333/.368	13-20/8-14	.650/.571	35/36 (1)	9/5	14/12	5/4	4/4	17/22
USM	39/25	47/19	86-44	+42	29-59/15-65	.492/.231	17-29/5-26	.586/.192	11-14/9-11	.786/.818	46/37 +9	21/6	14/15	11/1	9/6	16/13
MOREHEAD STATE	31/41	54/35	85-76	+9	31-58/28-56	.534/.500	5-20/9-19	.250/.474	18-29/11-13	.621/.846	30/32 (2)	10/10	5/16	4/2	5/4	13/22
MISSOURI-KANSAS CITY	44/28	33/26	77-54	+23	29-58/17-60	.500/.283	11-23/5-26	.478/.192	8-18/15-22	.444/.682	46/38 +8	15/7	15/13	5/1	6/5	18/19
ALABAMA	20/32	38/36	58-68	(10)	19-52/24-54	.365/.444	4-21/3-13	.190/.231	16-20/17-22	.800/.773	26/43 (17)	11/9	13/17	4/3	7/3	22/20

Note: Game totals are displayed in the format TEAM/OPPONENT for each category

2016-17 MISSISSIPPI STATE PLAYER BREAKDOWN

1		Lamar Peters Fr G 6-0 188 New Orleans, LA	Notes: Appeared in 10 non-conference games and averaged 9.3 points. Career-high 24 points vs. Georgia State with six 3-pointers. Had 9 points vs. Alabama. Scored in double-digits six times.
		MIN PTS RBS AST FG% 3FG% FT% 21.5 9.3 1.7 2.6 .450 .462 .667	
2		Eli Wright Fr G 6-4 203 Owensboro, KY	Notes: Appeared in 11 non-conference games and averaged 2.8 points, with a career-best 11 coming against Northwestern State. Played 1 minutes vs. Alabama. Scored in double-digits twice.
		MIN PTS RBS AST FG% 3FG% FT% 14.0 2.6 1.3 0.4 .308 .083 .737	
3		Xavian Stapleton So G 6-6 207 Flora, MS	Notes: Sat out the first nine games recovering from a torn left ACL. Season-high 9 points came against UMKC. Averaged 7.3 points in non-conference games. Had 5 points vs. Alabama.
		MIN PTS RBS STL FG% 3FG% FT% 14.5 6.8 1.8 1.8 .476 .444 .500	
4		Mario Kegler Fr G 6-7 220 Jackson, MS	Notes: Started 11 of the 12 games non-conference games and averaged 9.4 points. Has scored in double-digits six times, with season-high 16 points coming against Georgia State. Season-high 9 rebounds vs. Lehigh. 12 points, 7 rebounds vs. Alabama.
		MIN PTS RBS STL FG% 3FG% FT% 27.6 9.6 5.6 0.7 .413 .327 .613	
5		Joe Strugg Fr F 6-9 196 Montgomery, AL	Notes: Appeared in six games and averaged 0.5 points and 0.5 rebounds. Made collegiate debut vs. UCF and logged 2 minutes. DNP vs. Alabama.
		MIN PTS RBS AST FG% 3FG% FT% 2.5 0.5 0.5 --- .250 .333 ---	
11		Quinnndary Weatherspoon So G 6-4 205 Canton, MS	Notes: Preseason All-SEC selection who started all 10 non-conference games he played. Missed Lehigh due to wrist injury. Career-high 27 points against Morehead State. Has totaled 20-plus points fives this year, all wins. Scored in double-digits nine times. Fourth in the SEC in scoring.
		MIN PTS RBS STL FG% 3FG% FT% 31.4 18.0 4.7 1.9 .468 .415 .821	
15		I.J. Ready Sr G 5-11 166 Rixey, AL	Notes: MSU's lone senior who has started all 13 games. Has now appeared in 98 games and scored 803 points. Averaged 10.7 points in non-conference play and totaled 6 points vs. Alabama. Season-high 8 assists vs. USM and season-high 19 points vs. Morehead State. 6 points, 5 assists vs. UMKC. 10th all-time at MSU with 338 assists. His 4.9 assists are 2nd most in the SEC.
		MIN PTS RBS AST FG% 3FG% FT% 30.4 10.3 2.7 4.9 .468 .259 .806	
23		Tyson Carter Fr G 6-4 167 Starkville, MS	Notes: Started all 12 non-conference games and averaged 10.1 points. Came off the bench vs. Alabama and totaled 10 points. Season-best 17 points vs. Norfolk, the most by a freshman on opening day since 1987-88. Has scored in double-digits seven times.
		MIN PTS RBS AST FG% 3FG% FT% 27.5 10.1 2.6 1.1 .400 .407 .885	
34		Schnider Herard Fr F 6-10 250 Port-Au-Prince, Haiti	Notes: Appeared in all 12 non-conference games and averaged 3.1 points. Started first game in SEC opener vs. Alabama and 4 points and 5 rebounds. Had season-best 8 points vs. Georgia State and 12 rebounds vs. USM.
		MIN PTS RBS BLK FG% 3FG% FT% 16.8 3.2 5.1 0.4 .500 --- .520	
35		Aric Holman So F 6-10 222 Owensboro, KY	Notes: Started all 12 non-conference games and averaged 10.0 points. Came off the bench in SEC opener vs. Alabama and had 5 points, 5 rebounds and 4 blocked shots. His 30 blocks are the third-most in the SEC.
		MIN PTS RBS BLK FG% 3FG% FT% 24.2 9.6 6.4 2.3 .522 .167 .703	
45		E.J. Datcher Fr C 6-9 240 Harpersville, AL	Notes: Appeared in all 12 non-conference games and averaged 1.1 points. Didn't play vs. Alabama due to thumb injury. Season-best 4 points came against USM, while season-best 7 rebounds came against Norfolk State.
		MIN PTS RBS BLK FG% 3FG% FT% 7.3 1.1 2.2 0.8 .417 --- .500	