

# MISSISSIPPI STATE UNIVERSITY

## 2007-08 MEN'S BASKETBALL

Mississippi State University Athletic Media Relations • PO Box 5308 • MSU, MS 39762  
Men's Basketball SID: David Rosinski • 662-325-3595 • [rosinski@athletics.msstate.edu](mailto:rosinski@athletics.msstate.edu)

**Game #15 - Mississippi State (9-5, 0-0) vs. LSU (7-7, 0-0)**

**Wednesday, January 9, 2008 • 7 p.m. CT • Baton Rouge, LA**

**Pete Maravich Assembly Center (13,215)**

PROBABLE STARTERS & TOP SUBSTITUTES

### MISSISSIPPI STATE BULLDOGS (9-5, 0-0)

Pos.	No.	Name	Ht.	Wt.	Cl.	Hometown	PPG	RPG	APG
F	44	Jamont Gordon	6-4	230	Jr.	Nashville, TN	17.5	6.4	4.6
C	32	Jarvis Varnado	6-9	210	So.	Brownsville, TN	6.6	8.0	4.7 bpg
G	11	Ben Hansbrough	6-3	205	So.	Poplar Bluff, MO	10.2	3.9	2.8
G	22	Barry Stewart	6-2	170	So.	Shelbyville, TN	12.2	4.5	3.3
G	25	Phil Turner	6-3	170	Fr.	Grenada, MS	5.4	2.9	1.0
F/C	21	Brian Johnson	6-9	245	Jr.	Laurinburg, NC	3.4	3.2	0.5 bpg
G/F	2	Ravern Johnson	6-7	175	Fr.	Lyon, MS	3.0	0.9	0.4

### LSU TIGERS (7-7, 0-0)

Pos.	No.	Name	Ht.	Wt.	Cl.	Hometown	PPG	RPG	APG
F	3	Anthony Randolph	6-10	205	Fr.	Dallas, TX	13.9	7.9	2.7 bpg
G	5	Marcus Thornton	6-4	198	Jr.	Baton Rouge, LA	17.5	6.1	1.6
G	11	Bo Spencer	6-1	180	Fr.	Baton Rouge, LA	6.0	1.6	2.4
G	13	Terry Martin	6-6	207	Jr.	Monroe, LA	10.5	3.4	2.0
G	14	Garrett Temple	6-6	195	Jr.	Baton Rouge, LA	6.1	3.6	3.4
F	20	Garrett Green	6-10	218	Fr.	Woodland Hills, CA	2.6	2.5	0.3
G	30	Alex Farrer	6-5	200	So.	Phoenix, AZ	1.5	0.9	0.7

Officials: TBA

### BULLDOGS TAKE FOUR-GAME WINNING STREAK INTO SEC OPENER AT LSU

Riding the momentum of a season-best, four-game winning streak, the Bulldogs of Mississippi State (9-5, 0-0) tip off conference play by taking on the injury-riddled LSU Tigers (7-7, 0-0) Wednesday evening in Baton Rouge. Tip-off for the non-televised 192nd series renewal between these two SEC Western Division rivals is set for 7 p.m. CT at the Pete Maravich Assembly Center.

Coach **Rick Stansbury's** Bulldogs begin league action sporting a 9-5 record and owners of a four-game win string after claiming a 77-53 victory over Lafayette College in Jackson this past Saturday. As a team, MState enters the week ranked fourth in the nation in blocked shots with a league-leading 8.0 rejects per game, while also having moved up to the top spot among the SEC's leaders and 11th nationally in field-goal percentage defense (.373) after limiting the Lafayette Leopards to just 26.4-percent shooting from the field this past weekend.

With four players currently scoring in double figures on the season, MState is powered by junior all-America candidate **Jamont Gordon**, who ranks tied for fifth in the SEC in scoring (17.5 ppg), sixth in assists (4.6 apg) and 13th in rebounding (6.4 rpg). Listed day-to-day after sitting out the past two games with a sprained left ankle, senior all-SEC forward **Charles Rhodes** stands 11th among the league's leading scorers (15.6 ppg) as well as tied for ninth in rebounding (7.3 rpg) and seventh in field-goal percentage (.553) after putting together consecutive double-doubles in his two most recent outings. Sophomore guards **Barry Stewart** and **Ben Hansbrough** average 12.2 and 10.2 points per game, respectively, while fellow sophomore **Jarvis Varnado** contributes 6.6 points, a team-high 8.0 rebounds and an SEC-best 4.7 blocks (3rd in the NCAA) per game in coming off his second career double-double this past Saturday with a career-high 16 points and 12 rebounds against Lafayette.

Short-handed due to injuries to **Chris Johnson**, **Quintin Thornton** and all-SEC junior forward **Tasmin Mitchell**, the LSU Tigers are an even 7-7 on the campaign and saddled with a current three-game losing skid after dropping a 79-53 road decision to 10th-ranked Texas A&M this past Saturday in College Station. Guided by 11th-year head coach and former MSU assistant coach **John Brady**, the Tigers are led in scoring and rebounding by the first-year duo of junior college transfer **Marcus Thornton** (17.5 ppg & 6.1 rpg) and freshman forward **Anthony Randolph** (13.9 ppg, 7.9 rpg & 2.7 bpg).

• During the team's current four-game win streak, MSU is shooting a collective 51.0 percent from the field and holding the opposition to just 35.0 percent shooting, while compiling scoring and rebounding margins of +23.0 ppg and +10.8 rpg, respectively.

• With a 7-2 record in SEC openers during the Rick Stansbury era, this year marks only the third time in his 10 seasons at the MSU helm that the Bulldogs will begin league play on the road.

• Including last year's season sweep of the LSU Tigers, MState has prevailed in 21 of the last 30 MSU-LSU meetings dating back to 1993-94.

• The Bulldogs have prevailed at LSU eight times in their last 14 trips to the Pete Maravich Assembly Center and are looking to record consecutive road wins over the Tigers for the first time since winning five straight years in Baton Rouge from 1994-98.

• MSU has two first-year players with direct connections to Baton Rouge... Freshman forward **Kodi Augustus**, a cousin of former LSU All-American **Seimone Augustus**, played at Baton Rouge's Tara High School before moving to Houston, Texas... Rookie forward/center **Elgin Bailey** began his prep career at Glen Oaks High School prior to transferring to Belaire High.

### 2007-08 MSU RESULTS (9-5, 0-0)

DATE	OPPONENT (TV)	SCORE/TIME
Nov. 10	LOUISIANA TECH	W 75-45
Nov. 15	CLEMSON (FSN/SUN)	L 82-84
Nov. 17	UT MARTIN	W 86-70
Nov. 22	#UC Irvine (ESPN2)	W 68-53
Nov. 23	#Southern Illinois (ESPN2)	L 49-63
Nov. 23	#Miami [OH] (ESPN2)	L 60-67
Dec. 1	MURRAY STATE	W 78-61
Dec. 8	SOUTHEASTERN LA. (CSS)	W 84-59
Dec. 13	MIAMI [FL] (FSN/SUN)	L 58-64
Dec. 15	*at South Alabama (CSS)	L 67-71
Dec. 19	at Loyola Marymount	W 85-54
Dec. 21	at A&M-Corpus Christi (CSS)	W 95-70
Dec. 30	MISSOURI (SS)	W 87-75
Jan. 5	*Lafayette College	W 77-53
Jan. 9	at LSU	7 p.m.
Jan. 12	GEORGIA (RS)	1 p.m.
Jan. 15	KENTUCKY (ESPN)	8 p.m.
Jan. 19	at Alabama (RS)	2 p.m.
Jan. 26	MISSISSIPPI (FSN/SUN)	4 p.m.
Jan. 30	at Arkansas (RS)	7 p.m.
Feb. 2	TENNESSEE (FSN/SUN)	6 p.m.
Feb. 6	ALABAMA	7 p.m.
Feb. 9	at Auburn (FSN/SUN)	6 p.m.
Feb. 16	ARKANSAS (ESPN)	3 p.m.
Feb. 20	at Mississippi	7 p.m.
Feb. 23	at South Carolina (RS)	3 p.m.
Feb. 27	AUBURN	7 p.m.
Mar. 1	at Florida (CBS)	3 p.m.
Mar. 5	at Vanderbilt	7 p.m.
Mar. 8	LSU	TBA
M. 13-16	+at SEC Tournament (RS/CBS)	TBA

# - Anaheim Classic (Anaheim, CA)

\* - Coors Classic (Mobile, AL)

^ - at Jackson, MS (Mississippi Coliseum)

+ - at Atlanta, GA (Georgia Dome)

All Times CT

### MSU-LSU GAME FACTS

#### MISSISSIPPI STATE BULLDOGS

Coach: Rick Stansbury  
Alma Mater: (Campbellsville, 1982)  
MSU Record: 194-109 (10th year)  
Career Record: 194-109 (10th year)

#### LSU TIGERS

Coach: John Brady  
Alma Mater: (Belhaven, 1976)  
School Record: 191-133 (11th year)  
Career Record: 280-210 (17th year)

#### SERIES INFORMATION

Series Record: LSU leads, 101-90  
at Starkville: MSU leads, 55-35  
at Baton Rouge: LSU leads, 63-32  
at Neutral Sites: Tied, 3-3  
Last Season: MSU, 85-78 (2-3-07 @ MSU);  
MSU, 56-50 (2-17-07 @ LSU)

TELEVISION: NONE

SATELLITE RADIO: XM RADIO - 201

Available on MSU's 29-station radio network throughout Mississippi and via [www.msstateathletics.com](http://www.msstateathletics.com)  
PxP: Jack Cristil (51st year); Color: Jim Ellis (25th year)

## STATISTICAL COMPARISON MSU vs. LSU

	MSU	LSU
Overall Record	9-5	7-7
SEC Record	0-0	0-0
Scoring	75.1	70.6
Scoring Defense	63.5	67.0
Scoring Margin	+11.6	+3.6
Field Goal Pct	46.5	44.5
Opp. Field Goal Pct.	37.3	39.7
3-Point FG Percentage	33.4	33.4
Opp. 3-Point FG Pct.	32.9	31.2
Free Throw Percentage	62.2	72.9
Opp. Free Throw Pct.	67.7	68.1
Rebounding Average	42.4	35.5
Opp. Rebounding Ave.	34.9	38.9
Rebound Margin	+7.4	-3.4
Turnovers	16.1	15.2
Turnover Margin	-1.1	-0.4
Assists	14.5	12.9
Blocked Shots	8.0	7.3
Steals	7.6	7.1

## STATISTICAL LEADERS MSU vs. LSU

### SCORING

MSU	PPG	LSU	PPG
Gordon	17.5	Thornton	17.5
Rhodes	15.6	Randolph	13.9
Stewart	12.2	Martin	10.5

### REBOUNDING

MSU	RPG	LSU	RPG
Varnado	8.0	Randolph	7.9
Rhodes	7.3	Thornton	6.1
Gordon	6.4	Temple	3.6

### ASSISTS

MSU	APG	LSU	APG
Gordon	4.6	Temple	3.4
Stewart	3.3	Spencer	2.4
Hansbrough	2.8	Martin	2.0

### BLOCKS

MSU	BPG	LSU	BPG
Varnado	4.7	Randolph	2.7
Rhodes	1.3	Temple	1.1
Gordon	0.6	Martin	0.6

### STEALS

MSU	SPG	LSU	SPG
Stewart	1.4	Thornton	1.6
Turner	1.3	Randolph	1.6
H'brough/G'don	1.2	Temple	1.2

### FIELD GOAL PERCENTAGE

MSU	FG%	LSU	FG%
B. Johnson	64.3	Green	53.8
Varnado	60.6	Randolph	46.8
Rhodes	55.3	Temple	46.3

### THREE-POINT FG PERCENTAGE

MSU	3FG%	LSU	3FG%
Stewart	37.5	Spencer	38.6
Hansbrough	35.0	Temple	34.5
Three players	33.3	Martin	34.2

### FREE THROW PERCENTAGE

MSU	FT%	LSU	FT%
Hansbrough	80.6	Thornton	84.0
Stewart	73.7	Temple	75.8
B. Johnson	72.7	Spencer	75.0

## MSTATE LOOKS FOR SECOND STRAIGHT ROAD WIN OVER LSU TIGERS

In a long-standing conference and divisional rivalry dating back to Mississippi State's first season of collegiate basketball competition (1908-09), the LSU Tigers hold a 101-90 all-time series advantage over the Bulldogs. A year ago, the Bulldogs swept LSU for the first time since their 2003-04 SEC championship season by prevailing both in Starkville (85-78) and Baton Rouge (56-50) within a two-week span last February. Including last year's season sweep of the Tigers, the Bulldogs have claimed 21 of the last 30 MSU-LSU hardwood meetings dating back to the 1993-94 campaign, including 11 straight wins from 1994-1999.

The last time MState has earned at least three straight wins over LSU was a four-game series win streak during the 2002-03 and 2003-04 campaigns. In addition, the last time the Bulldogs have managed consecutive road wins over the Tigers came during MSU's previous 11-game series win string over LSU when MState came away from Baton Rouge with five straight road victories over the Bayou Bengals from 1994 through 1998.

The Tigers own a 63-32 series advantage over State in games played in Baton Rouge through the years, though the Bulldogs have prevailed at the Pete Maravich Assembly Center eight times in their last 14 trips to the LSU campus, including last year's 56-50 road win over the Bayou Bengals. During the **Rick Stansbury** era (since 1998-99), State has also won in Baton Rouge during the 2003-04 (64-54) and 2000-01 (55-48) seasons.

Since taking over Mississippi State's head coaching duties in 1998, Stansbury owns an 11-9 career record against LSU (6-3 in Starkville; 3-6 in Baton Rouge & 2-0 in SEC Tournaments).

### SERIES RECORD VS. LSU DURING RICK STANSBURY ERA (MSU LEADS, 11-9)

Date	Site	Result	Date	Site	Result
Jan. 16, 1999	Starkville	MSU, 55-53	Jan. 25, 2003	Starkville	MSU, 67-64
Feb. 24, 1999	Baton Rouge	LSU, 74-63	Mar. 15, 2003	New Orleans-SECT	MSU, 76-61
Feb. 2, 2000	Starkville	MSU, 68-66	Jan. 17, 2004	Baton Rouge	MSU, 64-54
Feb. 26, 2000	Baton Rouge	LSU, 71-66	Feb. 25, 2004	Starkville	MSU, 84-58
Jan. 24, 2001	Starkville	LSU, 82-73	Jan. 29, 2005	Baton Rouge	LSU, 69-62
Feb. 24, 2001	Baton Rouge	MSU, 55-48	Feb. 16, 2005	Starkville	LSU, 80-72
Jan. 26, 2002	Starkville	MSU, 84-61	Jan. 18, 2006	Starkville	LSU, 71-57
Feb. 13, 2002	Baton Rouge	LSU, 68-65 <i>ot</i>	Feb. 15, 2006	Baton Rouge	LSU, 72-59
Mar. 9, 2002	Atlanta-SECT	MSU, 57-51	Feb. 3, 2007	Starkville	MSU, 85-78
Jan. 11, 2003	Baton Rouge	LSU, 85-72	Feb. 17, 2007	Baton Rouge	MSU, 56-50

### LSU GAME MARKS RARE SEC ROAD OPENER FOR STANSBURY'S DOGS

Wednesday's Southeastern Conference opener against the injury-riddled LSU Tigers in Baton Rouge marks only the third time in the 10 seasons in which Mississippi State head basketball coach **Rick Stansbury** has been at the team's helm that the Bulldogs will begin league play on the road. Last year (Jan. 7, 2007) in Knoxville, MState dropped 92-84 decision to the 19th-ranked Tennessee Volunteers. Four years ago (Jan. 7, 2004) in Oxford, MSU tipped off SEC action by claiming a 61-54 road decision over rival Ole Miss.

Despite last year's 92-84 road setback to No. 19 Tennessee in the team's conference opener, Mississippi State has prevailed in 15 of its last 17 season-opening SEC contests dating back to the 1990-91 basketball campaign, which also marked Stansbury's first of eight seasons spent as an MSU assistant prior to succeeding **Richard Williams** as State's head basketball coach in 1998. Five years ago (Jan. 7, 2003), the Bulldogs' 12-game winning streak in conference openers came to an end by way of a 74-66 home loss to the 11th-ranked Florida Gators.

The Bulldogs are 7-2 in conference openers during the Stansbury era, having won their first four league lid-lifters (1999-2002) under his guidance and then most recently having a three-game win streak snapped with last year's eight-point road loss to nationally ranked Tennessee.

The last time Mississippi State opened SEC play against LSU resulted in a 69-66 home win for the Bulldogs during the 1996-97 season. The Bulldogs most recently tipped off league action in Baton Rouge by claiming a 77-64 road triumph over LSU during MSU's 1995-96 Final Four campaign.

### MSU'S RESULTS IN SEASON-OPENING SEC GAMES DURING STANSBURY ERA (7-2)

Date	Opponent	Result	Date	Opponent	Result
Jan. 2, 1999	S. CAROLINA	MSU, 66-60	Jan. 7, 2004	at Mississippi	MSU, 61-54
Jan. 5, 2000	GEORGIA	MSU, 71-59	Jan. 5, 2005	AUBURN	MSU, 90-53
Jan. 6, 2001	ARKANSAS	MSU, 87-73	Jan. 7, 2006	ARKANSAS	MSU, 69-67
Jan. 5, 2002	KENTUCKY	MSU, 74-69 <i>ot</i>	Jan. 7, 2007	at Tennessee	UT, 92-84
Jan. 7, 2003	FLORIDA	UF, 74-66			

### BULLDOGS OWN 8-1 MARK IN SEC HOME OPENERS IN STANSBURY ERA

As they await Saturday's SEC home opener against Georgia, the Mississippi State Bulldogs are 8-1 in Southeastern Conference home season openers during the **Rick Stansbury** era (since 1998-99), including a current four-game winning streak in league home openers.

A year ago (Jan. 10, 2007), MSU opened its home conference slate with a 77-67 triumph over in-state rival Mississippi. This year marks the first time since the 1999-2000 campaign (Stansbury's second season) that Georgia will be MState's home season opener in league play.

Arkansas has been the most common league opponent for the Bulldogs in their home SEC openers during the Stansbury era, with MSU having prevailed all three previous times (2006, 2004 & 2001). Ole Miss, Auburn, Florida, Kentucky, Georgia and South Carolina have all been MState's season-opening home conference opponent one time each since Stansbury took over the Bulldogs' head coaching duties from his former mentor **Richard Williams** in 1998.

Mississippi State's lone setback in conference home openers during the Stansbury era came in 2002-03 by way of a 74-66 home loss to the No. 11 Florida Gators.

### MSU'S RESULTS IN SEC HOME SEASON OPENERS DURING STANSBURY ERA (8-1)

Date	Opponent	Result	Date	Opponent	Result
Jan. 2, 1999	S. CAROLINA	MSU, 66-60	Jan. 10, 2004	ARKANSAS	MSU, 80-62
Jan. 5, 2000	GEORGIA	MSU, 71-59	Jan. 5, 2005	AUBURN	MSU, 90-53
Jan. 6, 2001	ARKANSAS	MSU, 87-73	Jan. 7, 2006	ARKANSAS	MSU, 69-67
Jan. 5, 2002	KENTUCKY	MSU, 74-69 <i>ot</i>	Jan. 10, 2007	MISSISSIPPI	MSU, 77-67
Jan. 7, 2003	FLORIDA	UF, 74-66			

## MISSISSIPPI STATE HOOPS NOTEBOOK

### BULLDOGS POST IMPRESSIVE NUMBERS DURING CURRENT WIN STREAK

Entering the start of conference play sporting a season-best, four-game winning streak with victories over Lafayette (77-53), Missouri (87-75), Texas A&M-Corpus Christi (95-70) and Loyola Marymount (85-54), the Bulldogs have outscored their last four opponents by an average margin of 23.0 points per win in addition to having outrebounded those same four most recent foes by an average margin of 10.8 boards per victory. Along with averaging 86.0 points and 45.2 rebounds during the team's current win string, MState is collectively shooting 51.0 percent from the field (124-243 FGs) during the stretch, as well as having totalled 76 assists and 63 turnovers. Defensively, the Bulldogs have limited their last four opponents to collective 35.0 percent field-goal shooting, while also having been credited with 35 blocked shots and 35 steals. This past Saturday in Jackson, Miss., MState held Lafayette College - one of the nation's leading three-point shooting teams (ranked third in the NCAA in made 3-pointers per game [11.2/gm] and sixth in three-point percentage [.426] coming into the game) - to just 6-of-25 accuracy (.240) from beyond the three-point arc and only 26.4 percent shooting (19-72 FGs) overall from the field.

### MSTATE RANKED FOURTH AMONG THE NCAA'S BLOCKED SHOT LEADERS

Now with 112 blocked shots as a team through the first 14 games of the campaign (8.00 bpg), the Bulldogs ranked fourth nationally in blocks as of Jan. 7 (behind national leader Connecticut, UNC Asheville & Duquesne). MSU has now reached double digits in blocks five times already this season after being credited with 10 rejects in Saturday's victory over Lafayette College in Jackson, Miss. With the current all-time, single-game school standard of 15 blocks coming last year against New Orleans in Jackson, this year's single-game superlative for MSU stands at a dozen blocks set against both Miami, Fla., and at Loyola Marymount. A year ago with 222 blocks as a team in 35 games, the Bulldogs topped the Southeastern Conference and ranked eighth nationally in blocks (6.34 bpg), while also shattering the previous single-season school standard of 175 rejects set by the **Erick Dampier**-led 1995-96 Final Four squad.

Individually this season, sophomore center **Jarvis Varnado** ranked third nationally in blocks (4.71 bpg) behind UNC Asheville's **Kenny George** (5.42 bpg) and **Mickell Gladness** of Alabama A&M (5.27 bpg) as of the NCAA's Jan. 7th statistical report. Varnado's school-record 10 blocks against Miami, Fla., on Dec. 13 rank tied for third on the NCAA's single-game superlatives for the current season behind **Shawn James** of Duquesne (12 vs. Oakland on Nov. 20) and Boston College's **Tyrelle Blair** (11 vs. Maryland on Dec. 9). Varnado was also credited with nine swats at Loyola Marymount on Dec. 19 to rank tied for eighth nationally thus far this season.

### MSU MOVES ATOP THE SEC IN FIELD-GOAL PERCENTAGE DEFENSE

Following Saturday's stout defensive effort in which they limited Lafayette College - one of the NCAA's most potent three-point shooting teams - to just 26.4 percent (19-72 FGs) shooting from the field overall and only 6-of-25 accuracy (24.0%) from beyond the arc, the Bulldogs (.373) have inched ahead of Kentucky (.374) for the top spot on the SEC's field-goal percentage defense leaderboard. A year ago, MSU edged out LSU (.403 to .404) for the league's field-goal percentage defense honor.

As of Monday because of Saturday's impressive defensive outing against Lafayette, MState has moved up to 11th nationally in field-goal percentage defense, along with standing 24th in rebound margin (+7.4 rpg; 3rd in the SEC) among the NCAA's Division I leaders through games of Jan. 6.

This season, the Bulldogs have yet to allow an opponent to shoot 50 percent from the field (South Alabama shot 49.1%). In fact, eight MSU foes have been held under 40 percent field-goal shooting on the year, including 26.4 percent shooting (19-72 FGs) by Lafayette College this past Saturday in Jackson and 27.4 percent accuracy (17-62 FGs) by Louisiana Tech in this year's season opener.

### BULLDOGS HAVE HAD SOME DIFFICULTY CLOSING OUT GAMES

In four of their five setbacks on the season, the Bulldogs have let late second-half leads slip away. Most recently at South Alabama on Dec. 15, MSU held a nine-point lead (58-49) with 6:45 remaining in the game, as well as owning a 13-point cushion (57-44) midway through the second half, before being outscored, 27-10, over the final 10:25 of the game in dropping a 71-67 road decision to the Jaguars. Last month at home against the now-25th ranked Miami Hurricanes, MState held a five-point lead (56-51) with 3:36 remaining before all-ACC guard **Jack McClinton** helped ignite UM on a 13-2 run to close the game and come away with a 64-58 road victory. In November during the third-place game of the inaugural Anaheim Classic, the Bulldogs owned a six-point lead (53-47) with 7:06 left in the contest before being outscored, 20-7, over the final seven minutes in a 67-60 setback to the RedHawks. MSU also held a lead (71-70) over the now-No. 18 Clemson Tigers as late as the 2:23 mark prior to falling by a basket (84-82) during the team's second game of the season (Nov. 15 in Starkville).

### FOUR OF MSTATE'S FIVE SETBACKS HAVE COME BY SINGLE DIGITS

Mississippi State's five losses on the season have come by a combined total of just 33 points or 6.6 points per setback. Four of the team's five losses on the year have been by single digits, including setbacks by two points (Clemson; 84-82), four points (71-67 at South Alabama), six points (64-58 to Miami of Florida), and seven points (67-60 to Miami of Ohio). Additionally, three of the Bulldogs' five losses this season have come to opponents that are either ranked currently (No. 18 Clemson and 25th-ranked Miami, Fla.) or were ranked at the time of the meeting with MState (then-No. 18 Southern Illinois).

### STANSBURY SEEKS TO BECOME NEXT 200-WIN MEMBER IN SEC HISTORY

Having most recently surpassed his former mentor **Richard Williams** as Mississippi State's all-time winningest basketball coach with the Bulldogs' 95-70 road win over Texas A&M-Corpus Christi on Dec. 21, 10th-year MSU head coach **Rick Stansbury** (194-109) now seeks to become the 20th all-time member of the SEC's 200-win club. With 194 career wins to his credit, Stansbury is being closely chased by **Mark Gottfried** of Alabama (192 career wins) and LSU's **John Brady** (191 career wins as an SEC head coach) in the race to 200 career victories as a head coach of an SEC school.

In addition to bidding to become the 20th all-time member of the SEC's 200-win club, Stansbury is currently ranked 18th in winning percentage (.640) among the SEC's all-time listing of men's basketball coaches with a minimum of 100 wins at a league school. Stansbury presently trails only Florida's **Billy Donovan** among the SEC's current head basketball coaches in both career victories and career winning percentage (with a minimum of 100 wins at an SEC school).

In his 10th season at the Mississippi State helm after succeeding Williams as MSU's 18th head basketball coach on March 13, 1998, Stansbury is presently tied with Alabama's Gottfried as the third-most tenured current head men's basketball coach in the Southeastern Conference. Florida's Donovan and Brady of LSU are currently in their 12th and 11th seasons as head coaches at their respective schools.

## MSU CAREER LEADERS

### POINTS SCORED

<i>Name</i>	<i>Seasons</i>	<i>G</i>	<i>Pts</i>	<i>Avg</i>
1. Jeff Malone	1980-83	110	2142	19.5
2. Bailey Howell	1957-59	75	2030	27.1
3. Jim Ashmore	1954-57	93	1918	20.6
4. Rickey Brown	1977-80	107	1838	17.2
5. Ray White	1976-79	100	1652	16.5
6. Darryl Wilson	1994-96	93	1619	17.4
7. Jerry Jenkins	1973-75	78	1503	19.3
8. Tony Watts	1989-92	113	1491	13.2
9. Cameron Burns	1989-91	87	1460	16.8
10. Tang Hamilton	1998-01	123	1307	10.6
11. Rich Knarr	1973-76	97	1305	13.5
12. Timmy Bowers	2001-04	116	1300	11.2
13. Jack Bouldin	1970-72	75	1257	16.8
14. Jerry Graves	1959-61	74	1245	16.8
15. Erick Dampier	1994-96	93	1231	13.2
16. Jamont Gordon	2006-08	79	1219	15.4
Dave Williams	1966-68	76	1219	16.0
Leland Mitchell	1961-63	78	1219	15.6
19. Mario Austin	2001-03	91	1199	13.2
20. Marckell Patterson	1999-02	122	1168	9.6
21. Gary Hooker	1976-78	80	1144	14.3
22. Wiley Peck	1976-79	107	1136	10.6
23. Greg Carter	1988-91	114	1123	9.9
24. Tyrone Washington	1996-99	123	1119	9.1
25. W.D. "Red" Stroud	1961-63	74	1116	15.1
26. Charles Rhodes	2005-08	91	1100	12.1
27. Larry Fry	1973-75	78	1079	13.8
28. Lawrence Roberts	2004-05	62	1048	16.9
29. Greg Lockhart	1986-89	100	1042	10.4

### ASSISTS

<i>Name</i>	<i>Seasons</i>	<i>G</i>	<i>Ast</i>	<i>Avg</i>
1. Derrick Zimmerman	2000-03	127	514	4.0
2. Al Perry	1975-78	102	510	5.0
3. Chuck Evans	1992-93	57	454	8.0
4. Doug Hartsfield	1988-91	114	413	3.6
5. Jamont Gordon	2006-08	79	380	4.8
6. Jack Bouldin	1970-72	75	357	4.8
7. Detrick White	1998-99	63	351	5.6
8. Butch Pierre	1981-84	105	342	3.3
9. Rich Knarr	1973-76	97	326	3.4
10. Ray White	1976-79	100	314	3.1

### BLOCKED SHOTS

<i>Name</i>	<i>Seasons</i>	<i>G</i>	<i>BS</i>	<i>Avg</i>
1. Erick Dampier	1994-96	93	249	2.7
2. Tyrone Washington	1996-99	123	198	1.6
3. Kalpatrick Wells	1980-83	110	183	1.7
4. Rickey Brown	1977-80	107	163	1.5
5. Jarvis Varnado	2007-08	49	133	2.7
6. Charles Rhodes	2005-08	91	117	1.3
Wiley Peck	1976-79	107	117	1.1
8. Derrick Zimmerman	2000-03	127	89	0.7
9. Marcus Campbell	2002-05	122	87	0.7
10. Marcus Grant	1992-95	105	72	0.7

### FIELD GOAL PERCENTAGE (MIN. 200 FGA)

<i>Name</i>	<i>Seasons</i>	<i>FGM</i>	<i>FGA</i>	<i>Pct</i>
1. Bill Singletary	1972-74	192	305	.630
2. Tony Robinson	1984-85	161	269	.599
3. David Domingue	1991-94	125	210	.595
4. Erick Dampier	1994-96	481	819	.587
5. Cameron Burns	1989-91	563	959	.587
6. Wiley Peck	1976-79	439	759	.578
7. Ervin Dillon	1985-86	152	265	.574
8. Larry Fry	1973-75	431	761	.566
9. Robert Jackson	1999-01	323	574	.563
10. Charles Rhodes	2005-08	431	771	.559

## STANSBURY BECOMES MSTATE'S ALL-TIME WINNINGEST HOOPS COACH

Now in his 10th season at the Mississippi State helm with a career head coaching record of 194-109 (.640), **Rick Stansbury** last month surpassed his former mentor **Richard Williams** (191-163; 1987-98) to become the school's all-time winningest men's basketball coach with the Bulldogs' 95-70 victory at Texas A&M-Corpus Christi on Dec. 21, 2007.

The Bulldogs have averaged 20.6 wins per season and have participated in postseason tournament play seven times (4 NCAA & 3 NIT) in the nine previous seasons since Stansbury became MSU's head coach in 1998. Prior to Stansbury's hiring as head coach, the Bulldogs had made seven total prior postseason tournament appearances in the school's 86 previous seasons of competition.

As the 2007-08 conference season gets underway this week, Stansbury currently trails only Williams (89) and **Babe McCarthy** (88) for career SEC coaching wins in school history. Having guided the Bulldogs to the 2002 SEC Tournament title, SEC Western Division crowns in 2007, 2004 and 2003, and an outright SEC overall championship in 2004, Stansbury enters this year's league play sporting a career coaching mark of 75-69 (.521) in regular-season conference action.

## MSU RATES FIRST AMONG WINNINGEST SEC WEST TEAMS SINCE 1998-99

Since 10th-year head coach **Rick Stansbury** took over Mississippi State's basketball coaching duties from **Richard Williams** in 1998, the Bulldogs rate as the winningest SEC Western Division team and the third-winningest hoops program overall in the league behind perennial SEC Eastern Division front-runners Florida and Kentucky. Over the last 10 seasons, MSU's composite record of 194-109 (.640) ranks behind only two-time defending NCAA champion Florida [247-73 (.772)] and Kentucky [234-86 (.731)].

In regular-season SEC play, the Bulldogs (75-69) barely trail only Alabama (76-68) among the winningest SEC West programs and rank fifth overall in the league (also behind SEC East foes Kentucky, Florida & Tennessee) since 1998-99.

Additionally, Mississippi State ranks tied for fifth behind Kentucky (17-5), Florida (15-6), Arkansas (11-8) and South Carolina (10-9) in collective SEC Tournament wins dating back to the 1999 postseason. MSU (9-8) is tied with LSU (9-9) with nine victories each in SEC Tournament play since 1999, including a league tournament title in 2002 and a school-first second straight appearance in the SEC Tournament championship game the following year.

## TRACKING THE WINNINGEST SEC HOOPS PROGRAMS SINCE 1998-99

School	Overall Record	School	SEC Record	School	SECT Record
Florida .....	247-73 (.772)	Kentucky .....	106-38 (.736)	Kentucky .....	17-5 (.773)
Kentucky .....	234-86 (.731)	Florida .....	100-44 (.694)	Florida .....	15-6 (.714)
Mississippi State .....	194-109 (.640)	Tennessee .....	83-61 (.576)	Arkansas .....	11-8 (.579)
Alabama .....	192-112 (.632)	Alabama .....	76-68 (.528)	South Carolina .....	10-9 (.526)
Tennessee .....	188-106 (.639)	Mississippi State .....	75-69 (.521)	MSU/LSU .....	9-8 (.529)/9-9 (.500)

## MSTATE BIDS FOR ANOTHER DOUBLE-DIGIT WIN SEASON AT HOME

Bidding for their 10th consecutive season of double-digit home victories under the guidance of 10th-year head coach **Rick Stansbury**, the Bulldogs have compiled a 115-27 (.810) overall record at Humphrey Coliseum under Stansbury's direction, including a 53-19 (.736) SEC home mark and a 62-8 (.886) home record against non-conference opponents.

Having had their eight-game home win streak that had dated back to last February snapped this season by now-No. 19 Clemson (84-82 on Nov. 15), MState enters SEC play with a 5-2 home record this season. MSU also fell earlier this season to previously ranked Miami, Fla., 64-58, on Dec. 13.

Including commanding MasterCard NIT home victories over Mississippi Valley State (82-63), Bradley (101-72) and Florida State (86-71), last year's Mississippi State team established a new single-season standard with 16 home victories. With the Bulldogs having now reached twin-digit home wins during each of Stansbury's previous nine seasons at the MSU helm, last year's State squad surpassed the 13-home win seasons posted by Stansbury's 2000-01 (13-4) and 2001-02 (13-1) clubs at Humphrey Coliseum, as well as coach **Babe McCarthy's** 1961-62 (13-0) and 1957-58 (13-0) teams at the 'New Gym' (later called McCarthy Gym).

The Bulldogs have now compiled a 33-season composite record of 321-125 (.720) at "The Hump" since Mississippi State's basketball facility opened prior to the 1975-76 campaign.

## TRACKING THE BULLDOGS' HOME SUCCESS UNDER STANSBURY'S GUIDANCE

Season	Overall		SEC		Non-SEC	
	Record	Win %	Record	Win %	Record	Win %
1998-99 .....	12-2	.857	6-2	.750	6-0	1.000
1999-00 .....	10-4	.714	4-4	.500	6-0	1.000
2000-01 .....	13-4	.765	6-2	.750	7-2	.778
2001-02 .....	13-1	.929	7-1	.875	6-0	1.000
2002-03 .....	12-2	.857	7-1	.875	5-1	.833
2003-04 .....	12-2	.857	6-2	.750	6-0	1.000
2004-05 .....	11-2	.846	6-2	.750	5-0	1.000
2005-06 .....	11-5	.688	5-3	.625	6-2	.750
2006-07 .....	16-3	.842	6-2	.750	10-1	.909
2007-08 .....	5-2	.714	0-0	.000	5-2	.714
10-Year Totals .....	115-27	.810	53-19	.736	62-8	.886

## BULLDOGS SIGN OSBY AND BOST DURING EARLY-SIGNING PERIOD

Mississippi State University signed **Romero Osby** of Meridian's Northeast Lauderdale High School and **Dee Bost** of Hargrave Military Academy in Virginia during the early-signing period.

A 6-foot-8, 230-pound forward, Osby was named All-State First Team by *The Clarion-Ledger* newspaper a year ago after averaging 24.0 points, 11.3 rebounds, 3.6 assists and 3.0 blocks per game. The consensus top 50 national prospect helped lead coach **Lewis Lightsey's** 2006-07 Trojans to a 25-10 record and a quarterfinal-round appearance in the North Mississippi 4A tournament. Most recently, Osby was selected as the most valuable defensive player of the 2007 Mississippi Association of Coaches All-Star Game after posting game-high totals of 21 points and 16 rebounds to help lead the North team to a 117-86 victory over the South squad.

Bost, a 6-foot-2, 170-pound guard out of Concord, N.C., currently competes as a post-graduate player for coach **Kevin Keatts** at Hargrave Military Academy in Chatham, Va. A two-sport standout at Concord (N.C.) High School, Bost became the first athlete in North Carolina history to collect championship-game MVP honors for both basketball and football in the same season. For his collective efforts last season, he was named the *Charlotte Observer's* NCHSAA Male Athlete of the Year for 2006-07 after leading the Concord Spiders to North Carolina's 3A basketball and football state championships. Bost averaged 17.8 points, five rebounds and four assists per game this past year in leading coach **Andy Poplin's** CHS team to the 3A state hoops crown.

## 2007-08 BULLDOG BASKETBALL NOTEBOOK

♦ This year's Bulldog team features two first-year players with direct Baton Rouge connections... Freshman forward **Kodi Augustus**, a Baton Rouge native, previously played at Tara High School (with LSU junior **Marcus Thornton**) before moving to Houston, Texas for the 2005-06 school year and then finally onto Maine Central Institute as a post-graduate player last year... In addition, Augustus is a cousin of current WNBA standout and former LSU All-American **Seimone Augustus**... Rookie forward/center **Elgin Bailey**, who claims New Orleans as his hometown, previously played at Glen Oaks High School (with LSU freshman **Bo Spencer**) before transferring to Belaire High School following the 2004-05 prep campaign.

♦ With four players (**Gordon**, **Rhodes**, **Stewart** & **Hansbrough**) currently averaging 10 or more points per game on the season, the Bulldogs have had four players score in double figures in eight of 14 contests this season (7-1 record in those games)... MSU has had four double-digit scorers in each outing during the team's current four-game winning streak, while also doing so previously against UC Irvine, UT Martin, Clemson and Louisiana Tech.

♦ Coming off last season when they set new single-season school standards for 3-pointers made (275) and attempted (775) en route to averaging 7.86 made treys per game a year ago, this year's State squad has recently picked up the pace established by last year's Bulldog club... MSU has connected on nine 3-pointers in four of its last five outings... With 11 games of 10 or more made 3-pointers last season, this year's team has reached double figures in made treys one time (10 vs. UT Martin) thus far.

♦ With a composite overall record of 142-67 (.679) during the past seven seasons combined, the Bulldogs of Mississippi State currently rank tied for 31st nationally with Winthrop (and third among SEC teams behind Florida and Kentucky) among the winningest NCAA Division I men's basketball programs dating back to the 2001-02 season (through games of Jan. 6), according to STATS out of Chicago.

♦ Since inter-divisional league play began in 1991-92, the Bulldogs are 89-78 versus the SEC West (57-23 at home & 27-53 on the road) and 52-64 against the SEC East (30-18 at home & 14-34 on the road)... In SEC Tournaments since 1991-92, MSU is 5-2 versus the SEC West and 8-12 against the SEC East... During the Rick Stansbury era of Bulldog basketball, MState is 55-41 against the SEC West and 29-36 versus the SEC East.

♦ During the Rick Stansbury era of Mississippi State basketball, the Bulldogs are: 155-25 when leading at halftime (9-2 this year); 136-28 when shooting 45% or better from the field (6-0); 158-48 when the opposition shoots less than 45% from the field (9-3); 161-64 when out-rebounding (or tying) the opponent (8-4); 121-22 when holding the opposition to 65 points or less (6-2); 40-40 in games decided by five points or less (0-2); 9-7 in overtime games (0-0); and 15-41 vs. ranked opponents (0-1).

♦ For the second straight year, the MSU Athletic Ticket Office sold out of its allotment of basketball season tickets prior to the start of the hardwood campaign... This preseason, a school-record total of 7,339 season tickets were sold, topping last year's mark of 7,196 tickets sold prior to the start of the 2006-07 hoops season.

♦ This season, the new-look Humphrey Coliseum playing surface features 'Mississippi State' in front of the scorer's table, along with 'BULLDOGS' spanning the entire baseline under each goal and 'SEC' displayed at each free throw line.

## 2007-08

### PRESEASON SEC MEDIA POLL

#### EASTERN DIVISION

1. Tennessee* (30).....	180
2. Kentucky .....	142
3. Florida .....	103
4. Vanderbilt .....	98
5. Georgia .....	69
6. South Carolina .....	38

#### WESTERN DIVISION

1. Arkansas (18).....	168
2. Mississippi State (10) .....	148
3. Alabama (1).....	111
4. Auburn (1).....	94
5. LSU .....	63
6. Mississippi.....	46

*First-place votes are listed in parentheses;*

*\* - Unanimous selection*

*SEC Champion: Tennessee (28); Miss. State (2)*

#### FIRST TEAM PRESEASON ALL-SEC

Richard Hendrix, Alabama

Patrick Beverley, Arkansas

Jamont Gordon, Mississippi State (2)

Chris Lofton, Tennessee (27)

Shan Foster, Vanderbilt

#### SECOND TEAM PRESEASON ALL-SEC

Steven Hill, Arkansas

Charles Rhodes, Mississippi State

Tasmin Mitchell, LSU

Dwayne Curtis, Mississippi

Tyler Smith, Tennessee (1)

*Player of the Year votes are listed in parentheses.*

## 2007-08

### PRESEASON COACHES ALL-SEC

#### FIRST TEAM PRESEASON ALL-SEC

Richard Hendrix, Alabama#

Patrick Beverley, Arkansas

Ramel Bradley, Kentucky

Tasmin Mitchell, LSU#

Jamont Gordon, Mississippi State#

Charles Rhodes, Mississippi State

Chris Lofton, Tennessee#

Shan Foster, Vanderbilt#

#### SECOND TEAM PRESEASON ALL-SEC

Alonzo Gee, Alabama

Steven Hill, Arkansas

Charles Thomas, Arkansas

Sonny Weems, Arkansas

Marreese Speights, Florida

Sundiata Gaines, Georgia

Joe Crawford, Kentucky

Dwayne Curtis, Mississippi

JaJuan Smith, Tennessee

Tyler Smith, Tennessee

# - Unanimous Selection; Ties are not broken

## 2007-08 MISSISSIPPI STATE UNIVERSITY BULLDOGS

<u>No</u>	<u>NAME</u>	<u>Pos</u>	<u>Ht</u>	<u>Wt</u>	<u>Cl</u>	<u>EXP</u>	<u>HOMETOWN (PREVIOUS SCHOOL)</u>
2	Ravern Johnson	G/F	6-7	175	Fr.	HS	Lyon, MS (Coahoma County HS)
3	Billy Begley	G	6-1	190	Sr.	3L	Henderson, KY (Notre Dame Prep [MA])
10	Joseph Iupe	G	6-1	160	So.	1L	Madison, MS (Madison Central HS)
11	Ben Hansbrough	G	6-3	205	So.	1L	Poplar Bluff, MO (Poplar Bluff HS)
14	Rod Bryant	G	6-1	165	Fr.	HS	Birmingham, AL (G.W. Carver HS)
15	Riley Benock	G	6-4	180	Fr.	HS	Battletown, KY (Meade County HS)
21	Brian Johnson	F/C	6-9	245	Jr.	TR	Laurinburg, NC (Univ. of Louisville)
22	Barry Stewart	G	6-2	170	So.	1L	Shelbyville, TN (Shelbyville Central HS)
23	Charles Rhodes	F/C	6-8	245	Sr.	3L	Jackson, MS (Lanier HS)
24	Kodi Augustus	F	6-8	220	Fr.	PS	Baton Rouge, LA (Maine Central Inst.)
25	Phil Turner	G	6-3	170	Fr.	RS	Grenada, MS (Grenada HS)
32	Jarvis Varnado	F/C	6-9	210	So.	1L	Brownsville, TN (Haywood HS)
33	Brandon Bolen	G	6-3	195	Fr.	HS	Madison, MS (Madison-Ridgeland Acad.)
44	Jamont Gordon	G/F	6-4	230	Jr.	2L	Nashville, TN (Oak Hill Academy [VA])
45	Elgin Bailey	F/C	6-8	265	Fr.	HS	New Orleans, LA (Belaire HS)

Head Coach: Rick Stansbury (Campbellsville, 1982 - 10th year)

Asst. Coach: Robert Kirby (Pan American, 1983 - 10th year)

Asst. Coach: Phil Cunningham (Campbellsville, 1990 - 8th year)

Asst. Coach: Marcus Grant (Mississippi State, 1995 - 4th year)

Coord. of BB Ops: Talvis Franklin (Miss. State, 2007 - 1st year)

#### PRONUNCIATION GUIDE

Riley Benock: BEE-knock

Ben Hansbrough: HANDS-bro

Joseph Iupe: Eye-YOOP

Ravern Johnson: Ray-VERN

Jarvis Varnado: Vur-NAR-doe

### MISSISSIPPI STATE BASKETBALL ROSTER BREAKDOWN

#### By Class:

<u>Seniors</u>	<u>Juniors</u>	<u>Sophomores</u>	<u>Freshmen</u>
Begley	Gordon	Hansbrough	Augustus
Rhodes	B. Johnson	Iupe	Bailey
		Stewart	Benock
		Varnado	Bolen
			Bryant
			R. Johnson
			Turner

#### By State/Country:

Mississippi (5): Bolen, Iupe, R. Johnson, Rhodes, Turner  
Tennessee (3): Gordon, Stewart, Varnado  
Kentucky (2): Begley, Benock  
Louisiana (2): Augustus, Bailey  
Alabama (1): Bryant  
Missouri (1): Hansbrough  
North Carolina (1): B. Johnson

## 2007-08 SEC MEN'S BASKETBALL STANDINGS

**(Through Games of January 6, 2008)**

#### WESTERN DIVISION

<u>Team</u>	<u>SEC</u>	<u>Pct.</u>	<u>Overall</u>	<u>Pct.</u>
Mississippi . . . . .	0-0	.000	13-0	1.000
Arkansas . . . . .	0-0	.000	11-3	.786
Auburn . . . . .	0-0	.000	9-3	.750
Alabama . . . . .	0-0	.000	11-4	.733
Mississippi State. 0-0	.000	.643	9-5	
LSU . . . . .	0-0	.000	7-7	.500

#### EASTERN DIVISION

<u>Team</u>	<u>SEC</u>	<u>Pct.</u>	<u>Overall</u>	<u>Pct.</u>
Vanderbilt.....	0-0	.000	15-0	1.000
Tennessee .....	0-0	.000	12-1	.923
Florida.....	0-0	.000	13-2	.867
Georgia.....	0-0	.000	8-4	.667
South Carolina.....	0-0	.000	8-6	.571
Kentucky.....	0-0	.000	6-7	.462

### THIS WEEK'S SEC MEN'S BASKETBALL SCHEDULE

#### Tuesday, January 8, 2008

Florida at Alabama [ESPN] - 8 p.m. CT

#### Wednesday, January 9, 2008

Georgia Tech at Georgia - 7:30 p.m. ET

Mississippi State at LSU - 7 p.m. CT

South Carolina at Vanderbilt - 7 p.m. CT

Mississippi at Tennessee [RS] - 8 p.m. ET

#### Thursday, January 10, 2008

Arkansas at Auburn [ESPN2] - 8 p.m. CT

#### Saturday, January 12, 2008

Auburn at Florida [RS] - Noon ET

Vanderbilt at Kentucky [CBS] - 1:30 p.m. ET

Georgia at Mississippi State [RS] - 1 p.m. CT

LSU at Mississippi [FSN/SUN] - 5 p.m. CT

Tennessee at South Carolina [FSN/SUN] - 8 p.m. ET

#### Sunday, January 13, 2008

Alabama at Arkansas [RS] - 3 p.m. CT

# MSU in the SEC

(Thru All Games of Jan. 6)

## TEAM RANKINGS

Category	Stats	SEC Rank
Scoring	75.1 ppg	7th
Scoring Defense	63.5 ppg	3rd
Scoring Margin	+11.6 ppg	6th
Rebounding	42.4 rpg	2nd
Opp. Rebounds	34.9 rpg	8th
Rebound Margin	+7.4 rpg	4th
Off. Rebounds	13.79 rpg	6th
Def. Rebounds	28.57 rpg	1st
FG Percentage	46.5%	9th
Opp. FG Pct.	37.3%	1st
3-pt FG Pct.	33.4%	9th
Opp. 3-pt FG Pct.	32.9%	8th
3-pt FGs/game	7.14/gm	7th
FT Percentage	62.2%	10th
Assists	14.50 apg	T-8th
Blocks	8.00 bpg	1st
Steals	7.57 spg	T-6th
Turnover Margin	-1.07	11th
Assist:TO Ratio	0.90	8th

## INDIVIDUAL RANKINGS

Category	Player (Stats)	SEC Rank
Scoring	Gordon (17.5 ppg)	T-5th
	Rhodes (15.6 ppg)	11th
	Stewart (12.2 ppg)	28th
Rebounding	Varnado (8.0 rpg)	T-5th
	Rhodes (7.3 rpg)	T-9th
	Gordon (6.4 rpg)	13th
Off. Rebs	Rhodes (3.00 orpg)	4th
	Varnado (2.79 orpg)	8th
Def. Rebs	Varnado (5.21 drpg)	3rd
	Gordon (4.79 drpg)	8th
FG Pct.	Rhodes (55.3%)	7th
	Gordon (43.0%)	14th
3FG Pct.	Hansbrough (35.0%)	11th
3-pt FG/gm	Hansbrough (2.00/gm)	T-12th
	Stewart (1.93/gm)	T-14th
FT Pct.	Gordon (71.2%)	15th
Assists	Gordon (4.57 apg)	6th
Blocks	Varnado (4.71 bpg)	1st
	Rhodes (1.33 bpg)	11th
Steals	None qualify	
Ast:TO Ratio	None qualify	
Minutes	Stewart (33.79 mpg)	4th
	Gordon (32.21 mpg)	9th
	Hansbrough (30.93 mpg)	15th
	Rhodes (28.25 mpg)	29th

## 2007-08 PRESEASON HONORS

### JAMONT GORDON

John R. Wooden Award Candidate

Naismith Trophy Candidate

Bob Cousy Award Candidate

First-team All-American (Rivals.com)

All-America Team (CollegeInsider.com)

Third-team All-American (Athlon Sports)

Third-team All-American (Collegehoops.net)

Nation's No. 1 Point Guard (Rivals.com)

Nation's Top Penetrator (Rivals.com)

Nation's No. 2 Shooting Guard (Lindy's)

Nation's No. 3 Slasher (Athlon Sports)

Consensus First-team All-SEC

SEC's Best Athlete (Sporting News Yearbook)

SEC's Best Penetrator (Sporting News Yearbook)

SEC's Most Versatile Player (Lindy's)

### CHARLES RHODES

Honorable Mention All-American (Athlon Sports)

Nation's No. 8 Post Man (Athlon Sports)

Nation's No. 15 Center (Collegehoops.net)

Nation's No. 22 Center (Lindy's)

First-team All-SEC (Coaches poll)

Second-team All-SEC (Media poll)

### MISSISSIPPI STATE TEAM

No. 17 (Rivals.com)

No. 23 (Collegehoops.net)

No. 25 (ESPN.com/Dick Vitale)

No. 30 (CBS Sportsline College Preview)

### LSU

(LSU leads, 101-90)

Last MSU win: 56-50 (2006-07)

Last LSU win: 72-59 (2005-06)

Current MSU win streak: 2

Biggest MSU win: 85-48 (1997-98)

Biggest LSU win: 73-31 (1945-46)

Most MSU points: 99 (1962-63)

Most LSU points: 111 (1967-68)

### AT STARKVILLE

(MSU leads, 55-35)

Last MSU win: 85-78 (2006-07)

Last LSU win: 71-57 (2005-06)

Current MSU win streak: 1

Biggest MSU win: 85-48 (1997-98)

Biggest LSU win: 42-12 (1910-11)

Most MSU points: 98 (1966-67)

Most LSU points: 99 (1968-69)

### AT BATON ROUGE

(LSU leads, 63-32)

Last MSU win: 56-50 (2006-07)

Last LSU win: 72-59 (2005-06)

Current MSU win streak: 1

Biggest MSU win: 99-64 (1962-63)

Biggest LSU win: 73-31 (1945-46)

Most MSU points: 99 (1962-63)

Most LSU points: 111 (1967-68)

### AT NEUTRAL SITES

(Tied, 3-3)

Last MSU win: 76-61 (2002-03)

Last LSU win: 68-54 (1986-87)

Current MSU win streak: 2

Biggest MSU win: 73-51 (1961-62)

Biggest LSU win: 77-44 (1951-52)

Most MSU points: 76 (2002-03)

Most LSU points: 77 (1951-52)

## MSU PLAYER CAREER STATISTICS VERSUS LSU

Player	G-GS	Mins	FGM-FGA	Pct	3GM-3GA	Pct	FTM-FTA	Pct	Rebounds	Ast	TO	BS	Stl	Points
Gordon	4-4	133	17-48	.354	5-16	.313	18-25	.720	31-7.8	12	15	3	8	57-14.3
Rhodes	4-4	135	27-44	.614	0-1	.000	2-7	.286	25-6.3	1	8	7	3	56-14.0
Stewart	2-0	48	4-12	.333	3-7	.429	5-6	.833	4-2.0	3	0	0	3	16-8.0
Hansbrough	2-0	45	3-12	.250	2-6	.333	0-0	.000	4-2.0	7	3	0	1	8-4.0
Varnado	2-0	16	2-3	.667	0-0	.000	0-0	.000	1-0.5	0	2	1	0	4-2.0
Begley	1-0	1	0-0	.000	0-0	.000	0-0	.000	0-0.0	0	0	0	0	0-0.0
Lupe	1-0	1	0-0	.000	0-0	.000	0-0	.000	0-0.0	0	0	0	0	0-0.0

## LAST YEAR AT LSU...

### MSU 56, LSU 50

FEB. 17, 2007 • BATON ROUGE, LA

The Bulldogs notched their third consecutive victory, including their second straight on the road, by gutting out a 56-50 road win over the LSU Tigers last season at the Pete Maravich Assembly Center.

Other than a brief one-point LSU lead at the 16:05 mark and five first-half ties, the Bulldogs (15-10, 6-6) held the upper hand for the majority of the opening period. MSU held a nine-point advantage (26-17) as late as the 8:04 mark, before the Tigers (14-11, 3-9) outscored the visitors, 11-2, over the final eight minutes of the half to force a 28-28 deadlock at the intermission.

After LSU scored the first basket of the second half, Reginald Delk capped a 13-0 State run with a 3-pointer to give the Bulldogs a 41-30 lead with 13:39 remaining. MSU maintained its double-digit lead for better than six minutes, and Jamont Gordon's layup at the 6:59 mark put the visitors up by a seemingly comfortable dozen points (49-37).

However, the homestanding Tigers rallied by scoring 11 unanswered points over the next four minutes to trim the deficit to a single point (49-48) with 2:52 left. Charles Rhodes' basket at the 1:37 mark gave the Bulldogs their first points in more five minutes and made it a three-point contest. Held to just three field goals on the night, Glen Davis' final basket cut MSU's lead back to a single point (51-50) with 44 seconds left.

After Gordon gathered the offensive rebound following his 1-of-2 effort from the line, State's Barry Stewart made it a two-possession game by nailing a pair of charity tosses. Gordon then iced the six-point road win by hitting two free throws after rebounding Davis' missed trey attempt.

In addition to owning a 38-28 rebounding advantage for the game, MSU limited the Tigers to five second-half field goals in 19 attempts.

Rhodes and Gordon paced the winners with 15 points apiece, while Dietric Slater claimed game rebounding honors with 10 boards, including seven on the offensive end. Held to just 36 percent shooting on the night (3-of-16 treys), LSU was led by Tasmin Mitchell's game-high 17 points.

### MISSISSIPPI STATE (15-10, 6-6)

Player	FG	3FG	FT	RB	PF	PT	A	Min
Delk, Ri.	0-0	0-0	0-0	5	1	0	2	18
Slater	3-10	0-2	0-0	10	2	6	0	30
Rhodes	7-12	0-0	1-2	5	4	15	0	32
Delk, Re.	2-6	1-3	1-2	1	1	6	1	25
Gordon	5-12	1-5	4-5	8	2	15	2	34
Stewart	2-5	1-2	2-2	3	1	7	2	25
Hansbrough	1-6	1-2	0-0	0	2	3	1	21
Varnado	1-1	0-0	0-0	1	3	2	0	8
Stelmach	1-2	0-0	0-0	3	1	2	0	7
Team				2				
TOTALS	22-54	4-14	8-11	38	17	56	8	200

### LSU (14-11, 3-9)

Player	FG	3FG	FT	RB	PF	PT	A	Min
Davis	3-11	0-4	8-11	6	4	14	1	37
Mitchell	6-14	1-4	4-4	6	4	17	1	40
Lazare	1-1	0-0	1-2	1	2	3	0	13
Martin	4-11	2-8	0-0	4	0	10	1	36
Temple	0-1	0-0	0-0	4	2	0	4	27
Mason	0-1	0-0	2-2	2	0	2	0	17
Voogd	0-1	0-0	0-0	0	0	0	3	13
Rolle	0-2	0-0	0-0	2	0	0	0	4
Johnson	2-3	0-0	0-2	1	0	4	0	9
Farrar	0-0	0-0	0-0	0	0	0	0	4
Team				2				
TOTALS	16-45	3-16	15-21	28	12	50	10	200

Halftime: MSU 28, LSU 28. FG%: MSU 40.7%, LSU 35.6%. 3FG%: MSU 28.6%, LSU 18.8%. FT%: MSU 72.7%, LSU 71.4%. Turnovers: MSU 14 (Slater 7), LSU 14 (Temple 7). Blocked Shots: MSU 0, LSU 6 (Three with 2). Steals: MSU 7 (Reg. Delk, Stewart 2), LSU 5 (Temple 2). Officials: Ted Valentine, Pat Adams, Ron Groover. Technicals: None. Attendance: 9,489.

## LAST YEAR AT MSU...

### MSU 85, LSU 78

FEB. 3, 2007 • STARKVILLE, MS

The Bulldogs put a halt to their three-game losing skid by claiming a much-needed 85-78 home triumph over the defending SEC Champion LSU Tigers a year ago at MSU's Humphrey Coliseum.

After scoring the game's first seven points, the Tigers (13-9, 2-6) grabbed an early 11-point lead (14-3) by the 13:27 mark of the opening period. With LSU still up by 11 points (18-7) a few minutes later, the Bulldogs (12-9, 3-5) scored seven unanswered points to get back into the contest. MSU later claimed its first lead of the game (35-33) with 2:28 remaining in the half on Reginald Delk's fourth 3-pointer (in five attempts). A layup by MState's Charles Rhodes with four seconds left knotted the score at 39-39 heading into halftime.

During a tightly contested second stanza, neither team owned more than a five-point advantage through the first 14 minutes of play. After LSU took a five-point lead (54-49) with 12:53 left, State's Dietric Slater drilled a 3-pointer and followed with a break-away dunk to tie the score at 54-54 by the 12:19 mark. Following five more lead changes over the next four minutes, back-to-back layups by Jamont Gordon and Rhodes resulted in the 11th lead change of the half and gave the Bulldogs the lead for good.

Delk continued his red-hot shooting down the stretch, and his timely four-point play and subsequent jumper stretched MState's lead out to seven points (71-64) with 5:54 remaining. The Bulldogs' lead was not seriously challenged over the final four minutes, though Glen Davis' pair of late 3-pointers made it a seven-point final outcome after MSU's margin had grown to 11 points.

Though being outrebounded (36-26) for the fourth straight game, the Bulldogs shot 51 percent from the field for the game, including hitting a season-high 13 three-point shots. Delk paced a quartet of State double-digit scorers with 18 points on 5-of-6 three-point shooting. LSU's Davis finished with game highs of 27 points and 10 rebounds.

### LSU (13-9, 2-6)

Player	FG	3FG	FT	RB	PF	PT	A	Min
Davis	10-16	3-5	4-5	10	3	27	3	38
Mitchell	5-11	0-1	1-5	4	2	11	3	37
Johnson	2-5	0-1	0-0	7	4	4	1	24
Martin	6-11	2-5	0-0	5	2	14	1	34
Temple	6-8	1-2	3-4	1	3	16	5	34
Mason	1-1	0-0	0-0	1	2	2	0	6
Voogd	1-3	0-1	0-0	0	1	2	3	14
Rolle	0-1	0-0	0-0	2	2	0	0	4
Lazare	0-2	0-0	2-2	3	0	2	1	9
Team				3				
TOTALS	31-58	6-15	10-16	36	19	78	17	200

### MISSISSIPPI STATE (12-9, 3-5)

Player	FG	3FG	FT	RB	PF	PT	A	Min
Slater	6-9	2-4	1-3	4	2	15	0	21
Rhodes	6-8	0-1	1-1	2	3	13	1	33
Goodridge	0-2	0-0	0-2	0	1	0	0	4
Delk, Re.	6-10	5-6	1-1	3	2	18	3	30
Gordon	3-8	0-2	8-10	7	1	14	7	36
Delk, Ri.	3-5	3-5	0-0	3	2	9	1	19
Begley	0-0	0-0	0-0	0	0	0	0	1
Stewart	2-7	2-5	3-4	1	2	9	1	23
Iupe	0-0	0-0	0-0	0	0	0	0	1
Hansbrough	2-6	1-4	0-0	4	0	5	6	24
Varnado	1-2	0-0	0-0	0	3	2	0	8
Team				2				
TOTALS	29-57	13-27	14-21	26	16	85	19	200

Halftime: MSU 39, LSU 39. FG%: MSU 50.9%, LSU 53.4%. 3FG%: MSU 48.1%, LSU 40.0%. FT%: MSU 66.7%, LSU 62.5%. Turnovers: MSU 13 (Rhodes 5), LSU 19 (Martin 4). Blocked Shots: MSU 9 (Rhodes 3), LSU 4 (Johnson 2). Steals: MSU 8 (Gordon 3), LSU 7 (Davis, Temple 2). Officials: Antinio Petty, Brian Forte, John Goble. Technicals: Gordon (MSU). Attendance: 9,641.



## GAME #1 RECAP

### MSU 75, LOUISIANA TECH 45 Nov. 10, 2007 • STARKVILLE, MS

The Bulldogs tipped off their 96th season of collegiate basketball competition by cruising to a 75-45 home triumph over Louisiana Tech at MSU's Humphrey Coliseum.

With MSU (1-0) trailing by four points (10-6) eight minutes into the contest, Charles Rhodes' back-to-back dunks helped spark the Bulldogs on a 24-4 run over the final nine minutes of the opening half to give the home team a comfortable 30-14 halftime advantage. The sluggish first half of play saw MState shoot just 32 percent from the field, while Louisiana Tech (0-1) struggled at 22 percent field-goal shooting.

The homestanding Bulldogs continued to remain in control during the second stanza, building a 20-point lead (37-17) by the 16:31 mark. With the visitors getting no close than 18 points (49-31 with 12:21 left) the rest of the way, the cushion increased to 30 points (61-31) by the 7:26 mark and ballooned to as many as 36 points (75-39) before MSU settled for the 30-point triumph. Five years ago in the last meeting between the two teams, MState pounded out an equally convincing 78-38 home victory over LTU.

While moving to 9-1 in season home openers during the Rick Stansbury era, the Bulldogs extended their home winning streak to eight consecutive games dating back to this past February. During that stretch, MSU's average margin of victory has been 20.1 points per home triumph.

Jamont Gordon paced four double-figure State scorers with a game-high 21 points. Charles Rhodes followed with 17 points, while Barry Stewart notched his first career double-double with 13 points and a career-high 11 rebounds. Kyle Gibson topped the visitors with his own double-double of 15 points and 15 boards.

#### LOUISIANA TECH (0-1)

Player	FG	3FG	FT	RB	PF	PT	A	Min
Rogers	1-4	0-0	0-0	9	3	2	1	21
Smith	3-11	0-0	0-0	7	1	6	0	29
Washington	2-6	1-3	0-0	3	1	5	1	31
Clark	2-4	2-3	0-0	3	0	6	2	14
Gibson	4-14	2-7	5-10	15	2	15	2	36
Loe	2-7	0-1	0-0	2	2	4	1	24
Mims	0-0	0-0	0-0	1	3	0	0	9
Lathan	1-10	1-5	0-0	3	3	3	0	20
Tims	2-6	0-1	0-0	4	3	4	0	16
Team				5				
TOTALS	17-62	6-20	5-10	52	18	45	7	200

#### MISSISSIPPI STATE (1-0)

Player	FG	3FG	FT	RB	PF	PT	A	Min
Rhodes	8-17	0-0	1-4	7	2	17	2	27
Varnado	1-5	0-0	2-2	5	1	4	0	26
Hansbrough	3-8	3-6	2-2	3	1	11	3	27
Stewart	5-10	1-5	2-3	11	2	13	3	26
Gordon	7-14	3-7	4-4	5	1	21	3	29
R. Johnson	0-2	0-0	0-0	1	1	0	0	4
Begley	0-1	0-0	0-0	0	0	0	0	1
Lupe	0-0	0-0	0-0	0	0	0	0	1
Bryant	0-0	0-0	0-0	0	0	0	0	1
Benock	1-3	1-3	0-0	1	1	3	0	11
B. Johnson	1-3	0-1	2-3	2	2	4	0	11
Augustus	0-2	0-2	0-0	2	1	0	0	9
Turner	0-3	0-1	0-0	4	1	0	2	18
Bolen	0-0	0-0	0-0	1	0	0	0	1
Bailey	1-3	0-0	0-2	1	0	2	0	8
Team				3				
TOTALS	27-71	8-25	13-20	46	13	75	13	200

Halftime: MSU 30, LTU 14. FG%: MSU 38.0%, LTU 27.4%. 3FG%: MSU 32.0%, LTU 30.0%. FT%: MSU 65.0%, LTU 50.0%. Turnovers: MSU 4 (Gordon 2), LTU 22 (Clark 4). Blocked Shots: MSU 10 (Varnado 6), LTU 3 (Gibson 2). Steals: MSU 6 (Gordon, Turner 2), LTU 3 (Rogers 2). Officials: Ted Valentine, Rick Crawford, Eugene Jr. Crawford. Attendance: 10,153.

## GAME #2 RECAP

### CLEMSON 84, MSU 82 Nov. 15, 2007 • STARKVILLE, MS

The Bulldogs had their eight-game home winning streak snapped by dropping a hard-fought 84-82 home decision to reigning NIT runner-up Clemson at MSU's Humphrey Coliseum.

The visiting Tigers (2-0) led for most of the opening 20 minutes of play. Following a second tie (13-13) nine minutes into the contest, Clemson scored eight unanswered points to take an eight-point lead (21-13) with 9:18 remaining in the half. The Bulldogs (1-1) would cut the deficit to two points (23-21) two minutes later, but Clemson responded with a dunk and a 3-pointer to re-establish control of the game and go on to take a 39-32 halftime advantage.

The visitors continued to maintain the lead for the opening 11 minutes of the second stanza, before MSU went on a 9-0 run midway through the half to take a 54-52 lead on a Charles Rhodes dunk at the 8:17 mark. Seven lead changes and two ties ensued over the next four minutes.

Back-to-back dunks by Brian Johnson gave MState its final lead (71-70) with 2:23 left in the contest. A 3-pointer by Clemson's K.C. Rivers at the 1:11 mark was answered by a Barry Stewart trey with 43 seconds left to cut MSU's deficit to two points (78-76). However, Tiger freshman guard Demontez Stitt sealed the two-point Clemson victory with 6-of-6 free-throw shooting over the final 26 seconds.

Though Clemson struggled with 34-percent shooting from the field, State did not help its own cause with just 61-percent accuracy from the line.

Jamont Gordon led all scorers with 23 points and added a dozen rebounds to record his 11th career double-double for the Bulldogs. Rhodes tossed in 17 points despite first-half foul trouble. Rivers and freshman Terrence Oglesby paced the winners with 17 points each, while all-America candidate James Mays totaled 14 points, 11 rebounds and four assists.

#### CLEMSON (2-0)

Player	FG	3FG	FT	RB	PF	PT	A	Min
Rivers	5-14	3-4	4-4	7	2	17	1	30
Mays	5-13	0-1	4-8	11	4	14	4	34
Booker	2-4	0-0	0-0	6	4	4	0	17
Stitt	0-9	0-2	8-8	2	2	8	3	26
Hammonds	5-11	2-5	1-2	6	1	13	5	35
Sykes	2-6	0-0	0-2	3	2	4	0	15
Potter	0-1	0-0	2-2	0	3	2	0	11
Oglesby	4-9	3-7	6-9	1	1	17	1	19
Perry	0-0	0-0	0-0	0	0	0	0	1
Powell	0-2	0-2	0-0	0	0	0	0	2
Grant	1-1	0-0	3-3	1	3	5	0	10
Team				5				
TOTALS	24-70	8-21	28-38	42	22	84	14	200

#### MISSISSIPPI STATE (1-1)

Player	FG	3FG	FT	RB	PF	PT	A	Min
Rhodes	7-12	0-0	3-7	6	3	17	1	25
Varnado	3-7	0-0	1-2	12	5	7	0	27
Hansbrough	1-4	1-4	3-4	2	4	6	3	37
Stewart	3-10	2-6	4-4	6	5	12	2	36
Gordon	7-16	3-9	6-10	12	4	23	3	33
Benock	0-3	0-3	0-0	0	0	0	0	5
B. Johnson	4-4	0-0	2-2	3	2	10	0	19
Turner	2-6	1-2	0-2	4	3	5	1	15
Bailey	1-2	0-0	0-0	1	2	2	0	3
Team				5				
TOTALS	28-64	7-24	19-31	51	28	82	10	200

Halftime: CU 39, MSU 32. FG%: MSU 43.8%, CU 34.3%. 3FG%: MSU 29.2%, CU 38.1%. FT%: MSU 61.3%, CU 73.7%. Turnovers: MSU 19 (Gordon 6), CU 13 (Stitt 5). Blocked Shots: MSU 10 (Varnado 6), CU 3 (Booker 2). Steals: MSU 5 (Stewart 2), CU 9 (Rivers 3). Officials: Karl Hess, Tom Eades, Mike Eades. Technicals: MSU Bench. Attendance: 9,950.

## GAME #3 RECAP

### MSU 86, UT MARTIN 70 Nov. 17, 2007 • STARKVILLE, MS

The Bulldogs wrapped up their season-opening, three-game homestand by claiming an 86-70 victory over UT Martin at MSU's Humphrey Coliseum.

MState (2-1) scored the first dozen points of the contest before UT Martin's Lester Hudson gave the visiting Skyhawks (2-3) their first points of the game with a 3-pointer at the 15:34 mark of the opening period. UTM cut the deficit to four points (12-8) soon thereafter and kept the contest to within single digits until the 5:34 mark when Ben Hansbrough connected on a 3-pointer to give MSU an 11-point lead (32-21).

The Bulldogs increased their lead to 16 points (39-23) with 3:03 left in the half before settling for a 41-30 halftime advantage. State's Charles Rhodes tallied 15 first-half points on 7-of-8 shooting to lead the way for the home team.

MSU maintained its double-figure lead throughout the second stanza, stretching the comfortable margin to as many as 27 points over the final minutes before coming away with the 16-point triumph.

The Bulldogs shot 55 percent from the field for the game, including 10-of-22 (46%) treys. In the second half, MSU picked up the pace in shooting 65 percent (17-26 FGs) overall and connecting on 5-of-9 second-half trey attempts. Defensively, MState limited the Skyhawks to just 32-percent field-goal shooting and had nine blocked shots for the contest.

Hansbrough paced four double-digit State scorers with 20 points on 4-of-6 triples. Hudson and Marquis Weddle led the visitors with 27 and 24 points, respectively.

#### UT MARTIN (2-3)

Player	FG	3FG	FT	RB	PF	PT	A	Min
Hay	0-0	0-0	0-0	0	3	0	0	14
Irrarrazabal	0-2	0-0	0-0	3	1	0	0	16
Wright	1-8	1-4	0-0	0	3	3	0	22
Weddle	10-23	4-10	0-1	2	2	24	3	35
Hudson	9-22	4-12	5-5	11	4	27	4	39
Riedewald	1-1	0-0	0-0	2	3	2	1	18
Simmons	0-1	0-0	2-2	1	2	2	0	2
Robinson	4-16	2-8	0-2	11	1	10	1	30
Pearson	0-3	0-1	2-4	4	0	2	1	16
Bailey	0-2	0-1	0-0	2	2	0	1	8
Team				2				
TOTALS	25-78	11-36	9-14	38	21	70	11	200

#### MISSISSIPPI STATE (2-1)

Player	FG	3FG	FT	RB	PF	PT	A	Min
Rhodes	7-9	0-0	1-2	5	3	15	2	24
Varnado	4-4	0-0	0-0	16	1	8	1	27
Hansbrough	6-8	4-6	4-4	5	2	20	3	25
Stewart	3-12	0-4	3-4	4	1	9	4	26
Gordon	4-8	2-4	0-1	4	1	10	6	29
R. Johnson	1-3	0-0	0-0	0	0	2	0	6
Begley	0-0	0-0	0-0	1	1	0	0	2
Lupe	0-0	0-0	0-0	0	0	0	0	1
Bryant	1-1	0-0	0-1	1	0	2	0	1
Benock	3-3	3-3	1-2	2	0	10	4	15
B. Johnson	0-3	0-1	0-0	4	0	0	0	12
Augustus	0-1	0-0	0-0	0	2	0	0	7
Turner	2-6	1-4	1-2	0	1	6	1	16
Bolen	0-0	0-0	0-0	0	1	0	0	1
Bailey	2-2	0-0	0-0	2	1	4	0	8
Team				6				
TOTALS	33-60	10-22	10-16	50	14	86	21	200

Halftime: MSU 41, UTM 30. FG%: MSU 55.0%, UTM 32.1%. 3FG%: MSU 45.5%, UTM 30.6%. FT%: MSU 62.5%, UTM 64.3%. Turnovers: MSU 25 (Rhodes, Stewart 4), UTM 14 (Robinson 5). Blocked Shots: MSU 9 (Rhodes, Varnado 3), UTM 1 (Robinson 1). Steals: MSU 6 (Stewart 2), UTM 9 (Hudson 3). Officials: Mike Stuart, Brent Barnaky, Everett Summers. Attendance: 9,950.



## GAME #4 RECAP

### MSU 68, UC IRVINE 53 Nov. 22, 2007 • ANAHEIM, CA ANAHEIM CLASSIC • FIRST ROUND

In their first road competition of the season, the Bulldogs opened the inaugural Anaheim Classic with a 68-53 victory over UC Irvine at the Anaheim Convention Center.

Opening the contest hitting eight of their first nine shots from the field, including their first five three-point shot attempts, the Bulldogs (3-1) mounted a double-digit lead (19-9) by the 13:11 mark on a Phil Turner trey. MSU pretty much controlled the opening 20 minutes of play with its continued hot shooting, though UC Irvine (2-2) managed to cut the deficit to five points (39-34) with under a minute left in the half.

Hitting 58 percent (15-26 FGs) from the field, including 6-of-9 treys (67%) in the opening period, the Bulldogs settled for a 41-34 halftime lead.

After the Anteaters pulled to within five points on two occasions during the first four minutes of the second stanza, MSU ran off 10 unanswered points over a three-minute span to take a 15-point advantage (55-40) by the 12:53 mark. The Bulldogs also stepped up their defensive intensity in the closing period to re-establish control of the contest.

Limiting UCI to just six second-half field goals on 24 attempts (25%) and owning a commanding 27-16 rebounding advantage during the final 20 minutes, the Bulldogs went on to claim their 15-point triumph and earn the right to face 18th-ranked Southern Illinois in the semifinals.

As a team, MState held UCI to 35-percent shooting from the field (only 3-17 treys) on the day, while owning a 43-31 lead on the boards.

Barry Stewart paced four double-digit State scorers with 18 points (4-7 treys). Jamont Gordon added 15 points, while Charles Rhodes notched his seventh career double-double with 11 points and 11 rebounds. Patrick Sanders led UC Irvine with 18 points and five rebounds.

#### MISSISSIPPI STATE (3-1)

Player	FG	3FG	FT	RB	PF	PT	A	Min
Rhodes	3-14	0-2	5-6	11	2	11	1	35
Varnado	1-2	0-0	0-1	6	4	2	1	19
Hansbrough	4-8	1-4	4-5	4	1	13	1	34
Stewart	6-10	4-7	2-2	6	1	18	2	38
Gordon	7-12	1-2	0-2	6	4	15	4	25
R. Johnson	0-1	0-0	0-0	0	0	0	0	1
Benock	0-0	0-0	0-0	1	1	0	1	6
B. Johnson	2-4	0-0	2-2	5	3	6	1	21
Augustus	0-0	0-0	0-0	0	0	0	0	1
Turner	1-4	1-3	0-0	2	1	3	2	16
Bailey	0-0	0-0	0-2	0	0	0	0	4
Team				2				
TOTALS	24-55	7-18	13-20	43	17	68	13	200

#### UC IRVINE (2-2)

Player	FG	3FG	FT	RB	PF	PT	A	Min
Sanders	6-13	1-3	5-9	5	4	18	0	31
Rodenberg	0-1	0-0	0-0	1	2	0	1	17
Bland	0-8	0-0	2-2	4	4	2	3	31
Hunter	1-8	0-5	0-0	3	2	2	3	27
DeCasas	1-4	1-3	0-0	0	1	3	0	12
Awaji	6-8	0-2	1-2	3	3	13	0	22
Lauer	0-3	0-2	0-0	3	0	0	0	15
Harris	0-0	0-0	0-0	2	1	0	3	14
Fells	5-9	1-2	4-5	4	4	15	1	31
Team				6				
TOTALS	19-54	3-17	12-18	31	21	53	11	200

Halftime: MSU 41, UCI 34. FG%: MSU 43.6%, UCI 35.2%. 3FG%: MSU 38.9%, UCI 17.6%. FT%: MSU 65.0%, UCI 66.7%. Turnovers: MSU 17 (Rhodes, Gordon 5), UCI 13 (Rodenberg 3). Blocked Shots: MSU 5 (Gordon, Varnado 2), UCI 1 (Sanders 1). Steals: MSU 6 (Rhodes 3), UCI 7 (Fells 2). Officials: Don Daily, Jeff Malham, Brad Ferrie. Attendance: 1,387.

## GAME #5 RECAP

### #18 SOUTHERN ILLINOIS 63, MSU 49 Nov. 23, 2007 • ANAHEIM, CA ANAHEIM CLASSIC • SEMIFINALS

The Bulldogs dropped a 63-49 decision to 18th-ranked Southern Illinois in the semifinals of the inaugural Anaheim Classic played at the Anaheim Convention Center.

In a first half that featured five ties and three lead changes, MState (3-2) owned the upper hand for the first 10 minutes of the opening period. Midway through the half, the Salukis (3-0) scored six unanswered points to take a brief 19-15 lead. MSU countered with eight straight points to pull ahead by four points (23-19) with 3:28 remaining in the half. En route to scoring 15 first-half points, Jamont Gordon's third 3-pointer of the half put the Bulldogs on top by five points (26-21) with just under three minutes left before the half.

However, Joshua Bone came off the SIU bench to drill a trio of treys over the final 1:46, including one with time running out in the period, to give the Salukis a 32-28 halftime advantage.

Southern Illinois maintained its momentum by scoring the first half-dozen points of the second stanza to increase the margin to double figures (38-28) two minutes into the half. With Randal Falker scoring 13 of SIU's first 15 second-half points, the Salukis again went ahead by twin digits (45-35) with 13:14 remaining.

MSU's Gordon cut the deficit in half (47-42) with another 3-pointer at the 9:44 mark, but SIU's Bone put a damper on the Bulldogs' comeback attempt by nailing back-to-back triples to give the Salukis an 11-point cushion (53-42) with 8:23 left in the contest. MState would get no closer than nine points the rest of the way, as Southern Illinois coasted to the 14-point victory in advancing to the championship contest.

Gordon, held to five second-half points, was MSU's lone double-figure scorer with 20 points. Falker tallied a game-high 23 points on 7-of-9 field goals and 9-of-10 free throws for the winners, while Bone added 15 points off the Saluki bench with his 5-of-6 three-point shooting effort.

#### MISSISSIPPI STATE (3-2)

Player	FG	3FG	FT	RB	PF	PT	A	Min
Rhodes	2-5	0-0	0-1	6	5	4	0	21
Varnado	3-3	0-0	0-2	7	3	6	0	36
Hansbrough	1-8	1-7	2-2	3	1	5	6	33
Stewart	3-9	1-3	2-2	3	2	9	3	38
Gordon	7-12	4-8	2-2	4	3	20	2	35
B. Johnson	1-2	0-0	0-0	2	0	2	0	14
Turner	1-3	1-2	0-0	1	2	3	0	17
Bailey	0-0	0-0	0-0	1	2	0	0	6
Team				2				
TOTALS	18-42	7-20	6-9	29	18	49	11	200

#### SOUTHERN ILLINOIS (3-0)

Player	FG	3FG	FT	RB	PF	PT	A	Min
Falker	7-9	0-0	9-10	5	3	23	2	33
Shaw	3-12	1-6	4-4	5	3	11	1	36
Boyle	4-7	0-0	0-0	4	3	8	1	33
Mullins	1-5	0-1	4-4	2	2	6	8	37
Green	0-3	0-1	0-0	2	2	0	2	29
Bone	5-6	5-6	0-0	0	2	15	1	16
Armstrong	0-0	0-0	0-0	0	0	0	0	1
Coopwood	0-2	0-2	0-0	0	1	0	0	1
Wood	0-1	0-1	0-0	2	0	0	0	5
Cornelius	0-0	0-0	0-0	0	0	0	0	1
Fay	0-0	0-0	0-0	0	1	0	0	8
Team				4				
TOTALS	20-45	6-17	17-18	24	17	63	15	200

Halftime: SIU 32, MSU 28. FG%: MSU 42.9%, SIU 44.4%. 3FG%: MSU 35.0%, SIU 35.3%. FT%: MSU 66.7%, SIU 94.4%. Turnovers: MSU 21 (Gordon 5), SIU 12 (Falker 4). Blocked Shots: MSU 3 (Varnado 2), SIU 2 (Falker, Shaw 1). Steals: MSU 5 (Varnado 2), SIU 9 (Mullins 6). Officials: Gerry Pollard, Don Daily, Brad Ferrie. Attendance: 1,447.

## GAME #6 RECAP

### MIAMI (OH) 67, MSU 60 Nov. 25, 2007 • ANAHEIM, CA ANAHEIM CLASSIC - 3RD-PLACE GAME

The Bulldogs went 1-2 in the inaugural Anaheim Classic after dropping a 67-60 decision to Miami University in the tournament's third-place game played at the Anaheim Convention Center.

After MSU's Charles Rhodes scored the game's first two points, the RedHawks (3-1) went on a 14-3 run, keyed by a pair of 3-pointers apiece by Michael Bramos and Alex Moosman, to take a 14-5 lead by the 15:38 mark of the opening half. Spurred by 5-of-9 three-point shooting during the first 20 minutes of play, Miami maintained control of the contest throughout the first period. The Bulldogs (3-3) did tighten things up a bit late in the half by outscoring MU, 7-1, over the final three minutes to cut the deficit to just five points (29-24) by the intermission.

Despite coming up empty on their first four offensive possessions of the second stanza, the Bulldogs outscored Miami, 12-6, through the first five minutes of the half and regained a brief 36-35 lead on a Ben Hansbrough 3-pointer at the 14:52 mark. Following a fifth tie in the opening nine minutes of second-half play, MState went on an 8-1 run to take a five-point advantage (48-43) midway through the closing period.

With Rhodes scoring 17 of his team-high 25 points in the second half and going over the 1,000-point mark for his career during a three-minute stretch in which he scored nine straight points for MSU, the Bulldogs seemed to grab the momentum in pulling ahead by a half-dozen points (53-47) with 7:06 remaining in the game. However, MU's Tim Pollitz answered with back-to-back buckets to get the RedHawks to within a basket (53-51) by the 5:46 mark.

Following a seventh deadlock of the half (58-58) with 1:46 left, Miami's Tyler Dierkers tipped in the go-ahead basket with 1:03 left on the clock. MU's Bramos, who finished the contest with a game-high 30 points, then converted on a three-point play and hit four additional free throws over the final 42 seconds to seal the victory.

Jamont Gordon added 18 points for MState, while Miami's Pollitz scored all 15 of his points during the second half of play.

#### MISSISSIPPI STATE (3-3)

Player	FG	3FG	FT	RB	PF	PT	A	Min
Rhodes	11-15	0-0	3-4	10	3	25	1	37
Varnado	1-3	0-0	0-2	6	3	2	0	30
Hansbrough	2-6	2-6	0-0	2	4	6	1	38
Stewart	2-9	1-5	0-0	3	3	5	4	36
Gordon	6-17	0-5	6-7	6	1	18	4	40
Benock	0-0	0-0	0-0	1	1	0	0	4
B. Johnson	2-3	0-0	0-0	3	3	4	0	11
Turner	0-1	0-0	0-0	3	0	0	0	4
Team				2				
TOTALS	24-54	3-16	9-13	36	18	60	10	200

#### MIAMI, OH (3-1)

Player	FG	3FG	FT	RB	PF	PT	A	Min
Dierkers	3-7	0-1	1-4	9	1	7	10	33
Bramos	9-18	3-6	9-11	2	2	30	0	40
T. Pollitz	6-13	0-0	3-6	4	4	15	2	31
Hayes	0-4	0-2	0-0	2	1	0	3	30
Moosman	4-6	2-3	0-0	3	2	10	1	30
E. Pollitz	2-4	0-0	1-2	4	5	5	2	24
McCombs	0-0	0-0	0-0	0	0	0	0	12
Team				5				
TOTALS	24-52	5-12	14-23	29	15	67	18	200

Halftime: MU 29, MSU 24. FG%: MSU 44.4%, MU 46.2%. 3FG%: MSU 18.8%, MU 41.7%. FT%: MSU 69.2%, MU 60.9%. Turnovers: MSU 15 (Stewart 5), MU 7 (T. Pollitz 3). Blocked Shots: MSU 8 (Varnado 5), MU 1 (Dierkers 1). Steals: MSU 4 (Gordon 2), MU 5 (Five with 1). Officials: Gerry Pollard, Brent Meaux, Don Daily. Attendance: 2,447.

## GAME #7 RECAP

### MSU 78, MURRAY STATE 61 DEC. 1, 2007 • STARKVILLE, MS

The Bulldogs broke a two-game losing streak and successfully tipped off a three-game December homestand by posting a 78-61 home triumph over Murray State at Humphrey Coliseum.

Coming off consecutive losses to No. 18 Southern Illinois and Miami of Ohio during the Anaheim Classic over the Thanksgiving holiday weekend, MState (4-3) built a 39-24 halftime advantage on the strength of 58-percent shooting through the opening 20 minutes of play. The visiting Racers (3-2) were limited to 32-percent first-half accuracy from the field.

After the visitors cut the deficit to single digits (47-38) three minutes into the second stanza, MSU went on a 17-4 run to increase the margin to a game-high 22 points (64-42) midway through the closing period. The Racers never got any closer than 16 points the rest of the way, as the Bulldogs breezed to their 22nd consecutive December home victory dating back to the 2000-01 campaign.

For the contest, MState shot 52 percent overall from the field as a team, while outscoring the Racers, 18-3, from the charity stripe. The Bulldogs connected on 78 percent of their 23 free throw attempts, in contrast to Murray State attempting just four charity tosses the entire game.

State senior Charles Rhodes tallied a game-high 22 points on 8-of-14 field goals and 6-of-6 free throws to post his second straight 20-point effort of the season. Jamont Gordon and Barry Stewart followed with 15 and 14 points, respectively, for the winners. Tony Easley paced the visitors with 17 points and seven rebounds.

#### MURRAY STATE (3-2)

Player	FG	3FG	FT	RB	PF	PT	A	Min
Carter	3-9	1-3	2-2	4	4	9	2	25
Easley	8-10	0-0	1-2	7	1	17	0	29
Holloway	2-8	0-3	0-0	2	2	4	2	27
K. Thomas	0-2	0-2	0-0	4	1	0	3	28
D. Thomas	6-11	2-4	0-0	1	3	14	1	27
George	5-11	1-2	0-0	1	2	11	0	24
Williams	3-8	0-1	0-0	1	0	6	0	12
Long	0-1	0-0	0-0	1	0	0	1	11
Sanders	0-0	0-0	0-0	1	2	0	0	5
Fotso	0-2	0-0	0-0	3	3	0	0	12
Team				4				
TOTALS	27-62	4-15	3-4	29	18	61	9	200

#### MISSISSIPPI STATE (4-3)

Player	FG	3FG	FT	RB	PF	PT	A	Min
Rhodes	8-14	0-0	6-6	5	2	22	2	25
Varnado	1-1	0-0	0-0	7	1	2	1	24
Hansbrough	3-7	2-5	1-1	2	1	9	2	28
Stewart	5-6	2-3	2-2	5	1	14	2	36
Gordon	5-12	0-3	5-6	4	1	15	4	30
R. Johnson	0-0	0-0	0-0	0	0	0	0	5
Begley	0-0	0-0	0-0	0	0	0	0	1
Lupe	0-0	0-0	0-0	0	0	0	0	1
Bryant	0-0	0-0	0-0	0	0	0	0	1
Benock	1-3	0-1	0-0	2	0	2	1	9
B. Johnson	3-3	0-0	0-0	4	2	6	1	16
Augustus	0-0	0-0	3-5	1	1	3	0	4
Turner	1-5	0-3	0-0	1	0	2	0	11
Bolen	0-1	0-0	0-0	0	0	0	0	1
Bailey	1-2	0-0	1-3	3	1	3	0	8
Team				2				
TOTALS	28-54	4-15	18-23	36	10	78	13	200

Halftime: MSU 39, MUR 24. FG%: MSU 51.9%, MUR 43.5%. 3FG%: MSU 26.7%, MUR 26.7%. FT%: MSU 78.3%, MUR 75.0%. Turnovers: MSU 14 (B. Johnson 3), MUR 15 (K. Thomas, D. Thomas 3). Blocked Shots: MSU 7 (Varnado 3), MUR 4 (Williams 3). Steals: MSU 11 (Stewart 4), MUR 9 (Easley 3). Officials: Doug Simons, Joe Lindsay, Tim Clougherty. Attendance: 7,787.

## GAME #8 RECAP

### MSU 84, SOUTHEASTERN LOUISIANA 59 DEC. 8, 2007 • STARKVILLE, MS

In the midst of final exams within a three-game homestand, the Bulldogs claimed an 84-59 victory over Southeastern Louisiana at MSU's Humphrey Coliseum.

Well rested after having a week off from game competition, MState (5-3) built a double-digit lead over the visiting Lions (5-3) by the 11:41 mark of the opening period on a Barry Stewart 3-pointer. In limiting Southeastern to 37-percent shooting and owning a 22-13 advantage on the boards through the first 20 minutes of play, the Bulldogs maintained their double-figure cushion throughout the remainder of the half en route to opening up a comfortable 41-27 halftime lead.

SLU did manage to cut the deficit to single digits (48-39) five minutes into the second stanza, before Charles Rhodes helped MSU reclaim the momentum by scoring four of his 12 second-half points over the next minute to increase the margin back up to 13 points with 14:09 left. The Lions would not get any closer than 11 points the rest of the way, as MState went up by 20 points with 7:11 left and eventually built a 27-point cushion before settling for the 25-point triumph.

For the contest, the Bulldogs benefitted from a 39-24 rebounding advantage, while holding Southeastern Louisiana to just 1-of-11 shooting from beyond the arc. The win marked MSU's 23rd straight December home victory.

MSU's Jamont Gordon registered his fourth 20-point effort of the season with a game-high 25 points, while Rhodes finished with 16 points on 7-of-8 accuracy from the field. Both players also added a game-best seven rebounds apiece. Patrick Sullivan paced the visitors with 16 points on 6-of-8 field goals and 4-of-4 free throws.

#### SOUTHEASTERN LOUISIANA (5-3)

Player	FG	3FG	FT	RB	PF	PT	A	Min
Span	4-10	0-1	2-2	3	2	10	0	31
Nance	4-9	0-1	0-0	4	2	8	3	27
Sullivan	6-8	0-0	4-4	1	3	16	0	22
Green	2-9	0-4	3-3	2	0	7	2	30
Nicks	3-6	1-2	0-0	3	4	7	2	35
Dunbar	0-1	0-1	0-0	1	1	0	0	9
Arnold	4-9	0-2	1-2	2	1	9	0	23
Ndombamba	0-2	0-0	2-4	5	3	2	0	18
Austin	0-0	0-0	0-0	1	1	0	0	5
Team				2				
TOTALS	23-54	1-11	12-15	24	17	59	7	200

#### MISSISSIPPI STATE (5-3)

Player	FG	3FG	FT	RB	PF	PT	A	Min
Rhodes	7-8	0-0	2-2	7	5	16	0	30
Varnado	4-6	0-0	0-0	3	5	8	0	17
Hansbrough	4-7	1-2	1-1	3	1	10	1	28
Stewart	2-6	2-5	0-0	1	1	6	2	30
Gordon	8-18	1-3	8-10	7	1	25	4	32
R. Johnson	0-1	0-1	1-2	0	0	1	1	6
Begley	0-0	0-0	0-0	0	0	0	0	1
Lupe	0-0	0-0	0-0	1	0	0	0	1
Bryant	1-1	0-0	0-0	0	0	2	0	1
Benock	1-4	1-3	0-0	4	0	3	1	14
B. Johnson	1-1	0-0	0-0	0	0	2	0	2
Augustus	3-5	2-2	0-0	6	1	8	0	11
Turner	0-2	0-2	1-2	0	1	1	0	12
Bolen	0-0	0-0	0-0	0	0	0	0	1
Bailey	1-2	0-0	0-2	4	0	2	1	14
Team				3				
TOTALS	32-61	7-18	13-19	39	15	84	10	200

Halftime: MSU 41, SLU 27. FG%: MSU 52.5%, SLU 42.6%. 3FG%: MSU 38.9%, SLU 9.1%. FT%: MSU 68.4%, SLU 80.0%. Turnovers: MSU 21 (Rhodes 5), SLU 22 (Span, Green 5). Blocked Shots: MSU 6 (Varnado 4), SLU 2 (Sullivan, Green 1). Steals: MSU 11 (Rhodes 3), SLU 11 (Nance 5). Officials: Doug Shows, Antinio Petty, Kevin Scott. Attendance: 7,719.

## GAME #9 RECAP

### MIAMI (FL) 64, MSU 58 DEC. 13, 2007 • STARKVILLE, MS

In closing out a three-game homestand, the Bulldogs had their 23-game winning streak in December home contests snapped by dropping a 64-58 decision to the unbeaten Miami Hurricanes at MSU's Humphrey Coliseum.

The visitors held the upper hand for the better part of the opening 15 minutes of the contest, going on top by as many as seven points on two different occasions. However, MState (5-4) went on a 10-2 run late in the half to take a five-point lead (28-23) with 1:23 remaining. Miami (9-0) responded by scoring the final two baskets of the period to cut the deficit to a single point (28-27) by the break.

Following six lead changes and two ties through the first six minutes of the second stanza, the Bulldogs reclaimed the lead at the 14:29 mark on a Jamont Gordon layup. MSU maintained the advantage for nearly the next dozen minutes and held a five-point lead (56-51) when Barry Stewart nailed his fifth 3-pointer of the night at the 5:29 mark. Despite State's two subsequent turnovers over the next two minutes of scoreless basketball, Charles Rhodes stepped to the line for a one-and-one opportunity with 3:36 left and failed to lengthen MSU's margin.

Instead, UM's Jack McClinton sandwiched his second and third 3-pointers over a two-minute stretch around a pair of Rhodes free throws to give the Hurricanes a two-point lead (60-58) with 1:26 remaining. After Dwayne Collins' two charity tosses gave Miami a four-point lead, Gordon couldn't convert on the front end of his one-and-one with 29 seconds left. Scoring 11 of his game-high 29 points (20 in the second half) over the game's final 3:22, McClinton sealed Miami's six-point road victory with a pair of free throws.

McClinton was the only Hurricane in double figures on the night, while Gordon and Stewart paced MSU with 18 points apiece. Gordon also added a game-best nine rebounds and five assists, while State's Jarvis Varnado established a new single-game school standard with 10 blocks.

#### MIAMI, FL (9-0)

Player	FG	3FG	FT	RB	PF	PT	A	Min
Graham	2-6	0-0	0-0	6	3	4	0	27
Asbury	2-7	0-2	4-4	6	0	8	2	32
King	2-11	0-0	1-2	7	1	5	1	26
Dews	3-9	3-7	0-0	3	3	9	2	33
McClinton	11-22	5-10	2-2	5	2	29	2	35
Hurdle	1-4	0-0	0-0	1	1	2	0	12
Rios	0-2	0-1	0-0	1	0	0	0	8
Collins	2-5	0-0	3-4	7	1	7	0	16
Hicks	0-0	0-0	0-0	2	1	0	1	11
Team				5				
TOTALS	23-66	8-20	10-12	43	12	64	8	200

#### MISSISSIPPI STATE (5-4)

Player	FG	3FG	FT	RB	PF	PT	A	Min
Rhodes	4-12	0-0	2-3	7	2	10	1	35
Varnado	4-6	0-0	0-0	7	2	8	1	31
Hansbrough	0-8	0-8	0-0	4	3	0	2	33
Stewart	6-12	5-9	1-2	4	1	18	1	37
Gordon	7-19	1-5	3-5	9	3	18	5	38
Benock	0-0	0-0	0-0	1	0	0	0	7
B. Johnson	1-1	0-0	0-0	2	2	2	0	14
Turner	1-3	0-2	0-0	0	1	2	0	5
Team				6				
TOTALS	23-61	6-24	6-10	40	14	58	10	200

Halftime: MSU 28, UM 27. FG%: MSU 37.7%, UM 34.8%. 3FG%: MSU 25.0%, UM 40.0%. FT%: MSU 60.0%, UM 83.3%. Turnovers: MSU 10 (Gordon 6), UM 9 (McClinton 4). Blocked Shots: MSU 12 (Varnado 10), UM 6 (Graham 4). Steals: MSU 4 (B. Johnson 2), UM 3 (Three with 1). Officials: Mike Stuart, Ed Corbett, Doug Simons. Attendance: 7,912.

## GAME #10 RECAP

### SOUTH ALABAMA 71, MSU 67 DEC. 15, 2007 • MOBILE, AL COORS CLASSIC

The visiting Bulldogs tipped off a week-long, road trip by letting a 13-point, second-half lead evaporate in dropping a 71-67 decision to South Alabama at the Mitchell Center in the nightcap of the ninth annual Coors Classic.

In a tightly contested opening 20 minutes of play, MState (5-5) held the advantage for the better part of the first half. However, South Alabama's Demetric Bennett put on a first-half clinic by scoring his team's first 20 points en route to a 25-point opening period. Despite his tremendous one-man performance, MSU still clung to a precarious two-point halftime lead (32-30).

After the two teams battled to within a three-point game for the opening five minutes of the second stanza, the Bulldogs seemed to take total control of the contest by going on a 17-6 run to build a 13-point advantage (57-44) midway through the half following a Phil Turner trey. However, back-to-back MSU miscues resulted in five quick points by the Jaguars (7-3) to cut the deficit to eight points in less than a minute.

Following a three-minute scoring drought by both teams, South Alabama continued its amazing comeback by going on a 13-0 run which turned a nine-point State lead (58-49) into a four-point USA advantage (62-58) by the 3:59 mark. Ben Hansbrough temporarily kept the Bulldogs from completely wilting by scoring MSU's next eight points, including a pair of 3-pointers.

After a Jamont Gordon free throw tied the game at 67-67 with 43 seconds left, the Jaguars' Ronald Douglas tipped in a Bennett miss. Gordon then came down and missed a layup, while Charles Rhodes couldn't convert on either free throw after getting fouled on the offensive rebound. Appropriately enough, Bennett sealed the USA victory with a pair of charity tosses.

Bennett stole the show with his phenomenal 39-point explosion, hitting a sizzling 14-of-17 shots from the field including all six three-point attempts, for the winners. Making his first collegiate start, Turner paced MState with 17 points.

#### MISSISSIPPI STATE (5-5)

Player	FG	3FG	FT	RB	PF	PT	A	Min
Gordon	1-14	0-6	5-8	13	3	7	5	35
Varnado	4-5	0-0	1-4	10	5	9	1	34
Hansbrough	5-13	4-10	2-2	5	2	16	1	34
Stewart	3-10	1-5	1-3	6	4	8	6	39
Turner	6-9	4-6	1-2	4	5	17	3	26
R. Johnson	0-1	0-1	0-0	0	0	0	0	1
Benock	0-2	0-2	0-0	0	1	0	0	8
Rhodes	4-7	0-0	2-5	4	3	10	0	21
Bailey	0-0	0-0	0-0	0	1	0	0	2
Team								
TOTALS	23-61	9-30	12-24	42	24	67	16	200

#### SOUTH ALABAMA (7-3)

Player	FG	3FG	FT	RB	PF	PT	A	Min
Coleman	3-7	0-0	3-5	12	3	9	1	36
Davis	1-7	0-0	1-4	4	5	3	1	19
Ford	0-1	0-1	0-0	0	1	0	2	15
Merritt	5-8	4-6	0-2	4	3	14	4	26
Bennett	14-17	6-6	5-7	8	0	39	1	38
Hayles	0-1	0-1	0-2	1	2	0	2	18
Tilford	2-9	0-3	0-0	1	1	4	5	29
P. Tabet	0-0	0-0	0-0	2	0	0	0	8
Douglas	1-3	0-0	0-1	3	4	2	1	11
Team								
TOTALS	26-53	10-17	9-21	39	20	71	17	200

Halftime: MSU 32, USA 30. FG%: MSU 37.7%, USA 49.1%. 3FG%: MSU 30.0%, USA 58.8%. FT%: MSU 50.0%, USA 42.9%. Turnovers: MSU 16 (Gordon 5), USA 18 (Merritt, Bennett 4). Blocked Shots: MSU 7 (Varnado 6), USA 1 (Davis 1). Steals: MSU 13 (Varnado, Hansbrough 3), USA 8 (Coleman, Bennett 3). Officials: Doug Simons, John Hampton, Mark Whitehead. Technicals: USA Bench. Attendance: 6,731.

## GAME #11 RECAP

### MSU 85, LOYOLA MARYMOUNT 54 DEC. 19, 2007 • LOS ANGELES, CA

In the midst of a week-long, three-game road swing, the Bulldogs claimed an 85-54 victory over Loyola Marymount at Gersten Pavilion.

After jumping out to a 14-5 lead six minutes into the game and building a double-digit advantage (21-10) by the 11:50 mark, MState (6-5) outscored the Lions (3-9), 12-2, over the final four minutes of the half to take a 40-22 halftime lead. Bouncing back from a season-low, seven-point effort (1-14 FGs) in his previous game at South Alabama, Jamont Gordon scored MSU's last 10 points of the opening period en route to a 15-point first half (5-6 FGs & 3-3 treys).

The MSU cushion reached 22 points (47-25) less than two minutes into the second stanza on another Gordon triple. The margin ballooned to 31 points (60-29) by the 15:21 mark and never dipped below 25 points the rest of the way. The Bulldogs shot 67 percent from the field in the second half en route to a season-best, 59-percent performance (34-58 FGs) for the contest.

In recording the team's largest winning margin on an opponent's home floor since the 1962-63 season (99-64 at LSU), MState also set single-game season highs for scoring margin (+31), field goals made (34), assists (25), blocks (12-tied) and steals (14). Defensively, MSU limited LMU to just 33-percent field goal shooting for the game and held a 46-32 advantage on the boards.

With four Bulldogs scoring in double figures, Gordon led the way with a game-high 25 points on 9-of-14 field goals and 5-of-7 treys. Charles Rhodes registered his third double-double of the season (14 pts/10 rebs), while Jarvis Varnado totalled a season-high 10 points (4-4 FGs) along with a Gersten Pavilion-record nine blocks. Shawn Deadwiler led LMU with 11 points.

#### MISSISSIPPI STATE (6-5)

Player	FG	3FG	FT	RB	PF	PT	A	Min
Rhodes	7-12	0-0	0-2	10	4	14	1	26
Varnado	4-4	0-0	2-6	6	4	10	1	20
Hansbrough	3-8	1-5	1-2	3	1	8	7	25
Stewart	4-8	2-5	0-2	5	1	10	5	25
Gordon	9-14	5-7	2-5	3	2	25	7	30
R. Johnson	3-5	0-2	0-1	3	1	6	2	11
Lupe	0-0	0-0	0-0	0	0	0	0	1
Benock	1-2	1-2	0-0	2	1	3	0	11
B. Johnson	1-1	0-0	0-0	6	1	2	0	15
Augustus	1-1	0-0	1-2	2	3	3	2	10
Turner	1-3	0-2	1-2	1	1	3	0	16
Bolen	0-0	0-0	0-0	0	0	0	0	1
Bailey	0-0	0-0	1-4	5	2	1	0	9
Team								
TOTALS	34-58	9-23	8-26	46	21	85	25	85

#### LOYOLA MARYMOUNT (3-9)

Player	FG	3FG	FT	RB	PF	PT	A	Min
Deric	1-6	0-1	0-0	2	2	2	0	19
Diederichs	0-3	0-0	0-0	1	2	0	3	22
Counts	2-5	2-4	1-2	1	3	7	1	27
Deadwiler	2-6	0-3	7-7	3	0	11	5	29
Johnson	2-7	1-3	1-2	2	5	6	0	21
Craig	1-4	0-0	0-2	1	4	2	1	11
Sweezy	3-5	0-0	4-6	5	1	10	0	9
Kanne	0-2	0-0	0-0	0	0	0	0	4
Sutton	2-3	0-0	0-0	2	1	4	0	12
Walker	0-3	0-1	0-0	6	3	0	2	20
Ziri	5-10	0-3	0-1	1	0	10	1	19
Maynard	1-3	0-0	0-0	2	2	2	0	7
Team								
TOTALS	19-57	3-15	13-20	32	23	54	13	200

Halftime: MSU 40, LMU 22. FG%: MSU 58.6%, LMU 33.3%. 3FG%: MSU 39.1%, LMU 20.0%. FT%: MSU 30.8%, LMU 65.0%. Turnovers: MSU 22 (B. Johnson 5), LMU 23 (Sutton 5). Blocked Shots: MSU 12 (Varnado 9), LMU 0. Steals: MSU 14 (Four with 3), LMU 13 (Ziri 5). Officials: Tony Greene, Anthony Jordan, Ron Groover. Attendance: 1,005.

## GAME #12 RECAP

### MSU 95, A&M-CORPUS CHRISTI 70 DEC. 21, 2007 • CORPUS CHRISTI, TX

The Bulldogs concluded their week-long, three-game road swing and closed out their pre-Christmas slate by registering a 95-70 victory over Texas A&M-Corpus Christi at the American Bank Center.

With the visitors coasting to the 25-point road triumph, MSU head coach Rick Stansbury passed his former mentor Richard Williams for sole possession of first place on the school's all-time list with 192 career coaching victories.

A hot-shooting A&M-Corpus Christi club (2-7) bolted to an early six-point lead (15-9) six minutes into the contest, before MState (7-5) went on an 11-2 run over the next four minutes to take a three-point lead (20-17) midway through the opening period. Following a third and fourth tie of the half, MSU's Phil Turner supplied instant offense off the Bulldog bench by scoring 11 straight points for the visitors to give them a six-point advantage (31-25) by the 8:20 mark. Jamont Gordon sank a pair of free throws with no time remaining on the game clock to put the Bulldogs up by 11 points (51-40) at the intermission.

MState maintained its offensive efficiency and picked up its defensive intensity in the second stanza. Hitting 52 percent from the field, while holding the Islanders to just 29 percent shooting during the closing period, the Bulldogs didn't let up in the second half. After stretching the margin to as many as 28 points, MSU headed home for Christmas with the 25-point win.

Charles Rhodes recorded his second straight double-double and fourth of the year with game-high totals of 26 points and 10 rebounds for the winners. Barry Stewart added 19 points on 6-of-8 shooting for the Bulldogs. Kevin Perkins led Texas A&M-Corpus Christi with 19 points.

#### MISSISSIPPI STATE (7-5)

Player	FG	3FG	FT	RB	PF	PT	A	Min
Rhodes	10-16	0-0	6-9	10	2	26	1	33
Varnado	1-9	0-1	0-0	7	2	2	1	24
Hansbrough	3-7	1-4	0-0	6	1	7	1	20
Stewart	6-8	2-3	5-7	2	1	19	4	36
Gordon	4-8	0-1	5-6	2	2	13	5	24
R. Johnson	2-2	2-2	0-0	2	0	6	1	8
Lupe	0-0	0-0	0-0	0	0	0	0	1
Benock	1-1	1-1	0-0	0	3	3	3	13
B. Johnson	0-1	0-0	0-2	4	4	0	0	12
Augustus	0-1	0-1	0-0	0	0	0	0	4
Turner	4-5	3-3	2-2	3	1	13	2	16
Bolen	0-0	0-0	1-2	1	0	1	0	2
Bailey	1-5	0-0	3-4	5	3	5	0	7
Team								
TOTALS	32-63	9-16	22-32	44	19	95	18	200

#### TEXAS A&M-CORPUS CHRISTI (2-7)

Player	FG	3FG	FT	RB	PF	PT	A	Min
Reynolds	6-15	3-3	3-4	8	4	18	0	28
Jackson	1-4	0-1	0-0	5	2	2	0	28
Daniels	1-3	1-2	0-0	3	4	3	3	26
Perkins	7-11	2-3	3-3	2	3	19	1	29
Green	1-9	1-5	4-6	1	2	7	3	27
Taylor	0-0	0-0	0-0	0	0	0	0	2
Slatnick	0-0	0-0	0-0	0	0	0	0	1
Bond	0-1	0-0	0-1	1	3	0	1	9
Shorter	0-0	0-0	0-0	0	0	0	2	8
Bullard	4-9	3-7	2-2	1	1	13	0	21
Watt	1-3	1-3	5-6	5	2	8	0	20
Topps	0-0	0-0	0-0	0	1	0	0	1
Team								
TOTALS	21-55	11-24	17-22	29	22	70	10	200

Halftime: MSU 51, TAMUCC 40. FG%: MSU 50.8%, TAMUCC 38.2%. 3FG%: MSU 56.3%, TAMUCC 45.8%. FT%: MSU 68.8%, TAMUCC 77.3%. Turnovers: MSU 10 (Stewart 2), TAMUCC 14 (Daniels, Shorter 3). Blocked Shots: MSU 6 (B. Johnson 3), TAMUCC 6 (Reynolds 3). Steals: MSU 8 (Gordon, Turner 2), TAMUCC 0. Officials: Tom Eades, Mike Thibodeaux, Jeff Smith. Attendance: 2,051.

## GAME #13 RECAP

### MSU 87, MISSOURI 75

DEC. 30, 2007 • STARKVILLE, MS

The Bulldogs wrapped up their regular-season, non-conference home slate by claiming an 87-75 victory over the Big 12's Missouri Tigers at MSU's Humphrey Coliseum.

Sparked by an impressive first-half shooting performance by Matt Lawrence, Missouri (9-5) opened up a six-point lead (20-14) by the 11:50 mark of the opening period. Playing without all-SEC senior forward Charles Rhodes (sprained left ankle), the Bulldogs (8-5) came to life and went on a 21-5 streak to take a 10-point advantage (35-25) with 4:42 remaining in the half.

Lawrence's fourth 3-pointer of the half (in five attempts) paved the way for nine unanswered Mizzou points to cut the deficit to a point (35-34). However, State's Barry Stewart and Ben Hansbrough connected on consecutive treys to put the Bulldogs back up by seven points (41-34) before settling for a three-point halftime lead (41-38).

After the visiting Tigers knotted up the game at 41-41 within the opening seconds of the second stanza, the Bulldogs went on a 15-3 run to go up by a dozen points (56-44) by the 14:33 mark. However, Missouri fought back and outscored the home team, 16-3, over the next five minutes and claimed a brief one-point lead (60-59) after a second straight 3-pointer by Stephon Hannah.

A former Mr. Basketball for the state of Missouri during his prep playing days, Hansbrough temporarily stopped the visiting team's momentum with a key 3-pointer with 8:42 left. A Stewart trey and a tip-in by Jamont Gordon later gave the Bulldogs a 73-66 lead at the 3:30 mark. Clutch 10-of-12 free-throw shooting down the stretch sealed MState's third straight victory.

Stewart posted new career highs in points (24) and assists (7), while Gordon added 20 points, eight rebounds and five assists for the winners. MU's Matt Lawrence finished the contest with a game-high 28 points on 10-of-15 field-goal shooting and 6-of-11 accuracy from beyond the arc.

#### MISSOURI (9-5)

Player	FG	3FG	FT	RB	PF	PT	A	Min
Carroll	5-9	0-1	2-4	4	5	12	1	32
Lyons	1-6	0-1	1-4	2	1	3	1	13
Hannah	5-12	3-7	4-6	2	5	17	7	23
Horton	0-2	0-1	0-0	2	3	0	4	24
M. Lawrence	10-15	6-11	2-2	6	3	28	1	36
K. Lawrence	1-5	0-1	0-0	1	1	2	2	16
Tiller	0-2	0-1	2-2	4	3	2	2	22
Brown	3-7	0-2	0-0	3	2	6	0	15
Safford	2-3	0-1	0-1	4	1	4	0	9
Volkus	0-0	0-0	0-0	1	1	0	0	2
Butterfield	0-1	0-1	1-2	1	4	1	1	8
Team	3							
TOTALS	27-62	9-27	12-21	33	29	75	19	200

#### MISSISSIPPI STATE (8-5)

Player	FG	3FG	FT	RB	PF	PT	A	Min
Gordon	8-17	0-4	4-5	8	3	20	5	38
Varnado	4-6	0-0	1-4	8	3	9	0	23
Hansbrough	4-8	2-5	5-8	8	5	15	4	38
Stewart	8-14	3-7	5-5	4	3	24	7	38
Turner	4-10	0-3	4-6	10	2	12	2	34
R. Johnson	2-3	0-1	0-0	0	0	4	0	7
Benock	0-1	0-1	1-2	0	0	1	0	3
B. Johnson	1-1	0-0	0-0	2	2	2	0	13
Augustus	0-0	0-0	0-0	0	0	0	0	2
Bailey	0-0	0-0	0-0	0	1	0	0	4
Team	3							
TOTALS	31-60	5-21	20-30	43	19	87	18	200

Halftime: MSU 41, MU 38. FG%: MSU 51.7%, MU 43.5%. 3FG%: MSU 23.8%, MU 33.3%. FT%: MSU 66.7%, MU 57.1%. Turnovers: MSU 14 (Gordon, Stewart 3), MU 12 (Five with 2). Blocked Shots: MSU 7 (Varnado 5), MU 3 (Three with 1). Steals: MSU 5 (Stewart, Turner 2), MU 6 (Carroll, Hannah 2). Officials: Duke Edsall, Terry Moore, Donnee Gray. Attendance: 8,249.

## GAME #14 RECAP

### MSU 77, LAFAYETTE 53

JAN. 5, 2008 • JACKSON, MS

The Bulldogs concluded the non-conference portion of their regular-season slate by posting a 77-53 victory over Lafayette College at Jackson's Mississippi Coliseum.

The 24-point win extended MState's season-best winning streak to four consecutive games and marked the team's eighth straight hoops triumph (6-0 under Rick Stansbury) in Mississippi's capital city dating back to the 1985-86 campaign.

In this year's contest against one of the nation's leading three-point shooting teams, MSU (9-5) built a double-digit lead (17-7) eight minutes into the contest. The Bulldogs' cushion increased to as many as 21 points (34-13) by the 5:29 mark, but the visiting Leopards (8-6) by way of Easton, Pa., managed to cut the deficit to a dozen points (37-25) by halftime.

Lafayette came out of the locker room to score the first seven points of the second stanza and would later narrow the gap to just four points (44-40) on a layup by Bilal Abdullah at the 15:36 mark. However, MState would come alive to tally 10 unanswered points to go back up by 14 points (54-40) midway through the period.

The Leopards would trim the margin to single digits one last time (55-46) at the 7:50 mark, but the Bulldogs responded with 12 straight points this time to mount as much as a 29-point bulge before settling with the 24-point victory.

Entering the contest ranked third in the NCAA in made 3-pointers per game (11.2/gm) and sixth in three-point percentage (.426), Lafayette was held to just 6-of-25 shooting (.240) from beyond the arc and only 26.4 percent (19-of-72 FGs) overall from the field in the contest.

Ben Hansbrough paced MSU with 17 points, while Jarvis Varnado had his second career double-double with a career-high 16 points and 12 rebounds. Abdullah led all scorers with 21 points.

#### LAFAYETTE (8-6)

Player	FG	3FG	FT	RB	PF	PT	A	Min
Schmidt	5-9	0-0	0-0	5	2	10	0	19
Betley	2-7	1-2	1-2	8	4	6	0	25
Gruner	2-9	0-2	0-0	6	2	4	3	24
Brown	1-9	1-7	0-0	0	1	3	2	28
Abdullah	5-15	4-9	7-10	3	3	21	2	33
Cummins	0-3	0-2	0-0	2	0	0	0	7
Wheeler	0-0	0-0	0-0	0	0	0	0	4
Kari	1-4	0-1	1-2	2	1	3	0	11
Visockas	1-3	0-1	0-0	3	0	2	0	12
Benbow	0-1	0-1	0-0	2	0	0	1	5
Mintz	1-3	0-0	0-0	1	0	2	0	6
Detmer	0-4	0-0	0-1	2	2	0	0	18
Koltun	1-5	0-0	0-0	6	2	2	0	8
Team	4							
TOTALS	19-72	6-25	9-15	44	17	53	8	200

#### MISSISSIPPI STATE (9-5)

Player	FG	3FG	FT	RB	PF	PT	A	Min
Gordon	6-19	1-4	2-2	7	1	15	7	33
Varnado	5-5	0-0	6-9	12	1	16	0	26
Hansbrough	6-10	5-8	0-0	4	1	17	4	33
Stewart	2-8	1-5	1-2	3	2	6	1	32
Turner	2-6	1-4	3-4	8	4	8	1	28
R. Johnson	5-6	1-2	0-0	3	2	11	0	14
Begley	0-0	0-0	0-0	0	0	0	0	2
Iupe	0-0	0-0	0-0	1	0	0	0	2
Benock	0-3	0-2	0-0	0	0	0	2	9
B. Johnson	1-1	0-0	2-2	4	2	4	0	11
Augustus	0-1	0-1	0-0	1	0	0	0	2
Bolen	0-1	0-1	0-0	0	0	0	0	3
Bailey	0-2	0-0	0-2	2	1	0	0	5
Team	3							
TOTALS	27-62	9-27	14-21	48	14	77	15	200

Halftime: MSU 37, LC 25. FG%: MSU 43.5%, LC 26.4%. 3FG%: MSU 33.3%, LC 24.0%. FT%: MSU 66.7%, LC 60.0%. Turnovers: MSU 17 (Gordon 6), LC 16 (Betley, Detmer 5). Blocked Shots: MSU 10 (Varnado 5), LC 4 (Abdullah 3). Steals: MSU 8 (B. Johnson 2), LC 9 (Schmidt 3). Officials: Ted Valentine, Bert Smith, Mike Nance. Attendance: 3,044.

## MISSISSIPPI STATE HEAD BASKETBALL COACH RICK STANSBURY

Now in his 10th season as head coach of the Mississippi State Bulldogs, Rick Stansbury surpassed his former mentor **Richard Williams** to become the all-time winningest basketball coach in school history with MSU's 95-70 road victory over Texas A&M-Corpus Christi on Dec. 21. Stansbury previously spent eight seasons on Williams' State staff prior to being named his successor in 1998.

In his 19th season overall with the MSU hoops program, Stansbury has now been associated with 11 postseason tournament teams (7 NCAA & 4 NIT), two SEC Tournament title clubs and six regular-season league/divisional championship squads. With a 10-year head coaching record of 194-109 (.640), Stansbury presently ranks 18th among the all-time winningest SEC men's basketball coaches by percentage as well as standing 21st all-time in the league by victories.

During his 10 seasons at the Mississippi State helm, Stansbury has doubled the school's all-time postseason tournament appearances from seven to 14 with four consecutive NCAA Tournament berths (2002-05) along with last year's third NIT showing (2007, '01 & '99). With six 20-win seasons under Stansbury's guidance, MSU has also claimed an overall SEC championship (2004), three SEC West crowns (2007, '04 & '03) and an SEC Tournament title (2002) over the past six seasons.

With his 2006-07 MSU team securing the school's seventh postseason tournament appearance (4 NCAA & 3 NIT) in his first nine seasons at the State helm, Stansbury most recently guided the 21-14 Bulldogs to a berth in last year's NIT Semifinals as well as a third SEC West title in the last five years.

Three years ago in 2004-05, Stansbury further extended all-time school marks by directing the 23-11 Bulldogs to a fourth consecutive NCAA Tournament appearance as well as a fourth straight 20-win season. Prior to the current decade, the Bulldogs had neither previously reached 20 wins in three straight seasons, made four consecutive postseason tournaments nor earned three straight NCAA Tournament berths in the program's basketball history.

During the 2003-04 season, Stansbury guided State to its first outright SEC title since 1962-63 with a 14-2 league mark en route to posting a 26-4 overall record (12-0 on the road) and earning a school-first third straight NCAA Tournament appearance. In doing so, Stansbury was named The Associated Press SEC Coach of the Year, while earning district coaching honors from both the National Association of Basketball Coaches and United States Basketball Writers Association. He piloted the 21-10 Bulldogs to an NCAA Tournament berth in 2002-03 after advancing to the title game of the SEC Tournament for a second consecutive year.

In his rookie season at the Bulldog helm (1998-99), Stansbury became the school's all-time winningest first-year head basketball coach (20-13). During the 2001-02 season, he directed MSU to a school-record 27 wins, including an SEC Tournament title and NCAA appearance.

Previously as an eight-year assistant/associate head coach on Williams' staff, Stansbury played an integral role in helping guide Mississippi State University to three NCAA Tournaments, including a Final Four berth in 1996 and Sweet 16 showing in 1995, one NIT appearance (1994), one SEC Tournament title (1996), one regular-season SEC overall co-championship (1991), and back-to-back SEC Western Division crowns in 1995 and 1996.

Prior to his move to Starkville, Stansbury served a six-year stint (1985-90) as an assistant coach at Austin Peay State. Born in Louisville, Ky., and raised in Brandenburg, Ky., he is a 1982 graduate of Campbellsville (Ky.) College and was inducted into his alma mater's Athletic Hall of Fame in 2003. Stansbury then went on to earn a master's degree in 1984 from Cumberland (Ky.) College. Stansbury, 48, is married to the former Meo Mellen of Roanoke, Va., and they are the proud parents of three sons - Isaac, 8, Noah, 5, and Luke, 3.

### RICK STANSBURY'S CAREER RECORD AS AN ASSISTANT COACH

<u>Season (School)</u>	<u>W-L</u>	<u>Pct.</u>	<u>Postseason Highlights</u>	<u>Conference Highlights</u>
1981-82 (Campbellsville)	12-13	.480		
1983-84 (Cumberland)	31-5	.861	NAIA Tourney (2nd Round)	Won KMAC Tourney championship
<b>2-year NAIA totals</b>	<b>43-18</b>	<b>.705</b>	<b>Also helped Campbellsville to NAIA Tourney as a senior (1980-81)</b>	
1984-85 (Austin Peay)	8-19	.296		
1985-86 (Austin Peay)	14-14	.500		
1986-87 (Austin Peay)	20-12	.625	NCAA Tourney (2nd Round)	Won OVC Tourney championship
1987-88 (Austin Peay)	17-13	.567	OVC Tourney runners-up	T-3rd in OVC with 10-4 record
1988-89 (Austin Peay)	18-12	.600	OVC Tourney runners-up	3rd in OVC with 8-4 record
1989-90 (Austin Peay)	10-19	.345		
<b>6-year APSU totals</b>	<b>87-89</b>	<b>.494</b>	<b>1 NCAA bid; 1 OVC tourney title &amp; 2 OVC trny runner-up finishes</b>	
1990-91 (Miss. State)	20-9	.690	NCAA Tourney (1st Round)	T-1st in SEC with 13-5 record
1991-92 (Miss. State)	15-13	.536		
1992-93 (Miss. State)	13-16	.448		
1993-94 (Miss. State)	18-11	.621	NIT (1st Round)	3rd in SEC West with 9-7 record
1994-95 (Miss. State)	22-8	.733	NCAA Sweet 16	T-1st in SEC West with 12-4 record
1995-96 (Miss. State)	26-8	.765	NCAA Final Four	1st in SEC West; Won SEC Trny title
1996-97 (Miss. State)	12-18	.400		
1997-98 (Miss. State)	15-15	.500		
<b>8-year MSU totals</b>	<b>141-98</b>	<b>.590</b>	<b>3 NCAA &amp; 1 NIT; 1 SEC Tourney title; 3 reg-season league titles</b>	
<b>14-year NCAA totals</b>	<b>228-187</b>	<b>.549</b>	<b>4 NCAA &amp; 1 NIT; 2 league trny titles; 3 reg-season league titles</b>	
<b>16-year overall totals</b>	<b>271-205</b>	<b>.569</b>	<b>4 NCAA, 1 NIT &amp; 1 NAIA Tournament berths; 3 league trny titles</b>	

### RICK STANSBURY'S CAREER RECORD AS MSU HEAD COACH

<u>Season</u>	<u>Overall</u>	<u>SEC/Finish</u>	<u>Postseason Highlights</u>	<u>Conference Highlights</u>
1998-99 (MSU)	20-13 .606	8-8/t-3rd (W)	NIT (1st Round)	Semis of SEC Tournament
1999-00 (MSU)	14-16 .467	5-11/t-5th (W)		
2000-01 (MSU)	18-13 .581	7-9/t-4th (W)	NIT (Quarterfinals)	
2001-02 (MSU)	27-8 .771	10-6/2nd (W)	NCAA Tourney (2nd Round)	2nd in SEC West; Won SEC Trny title
2002-03 (MSU)	21-10 .677	9-7/1st (W)	NCAA Tourney (1st Round)	1st in SEC West; Finals of SEC Tourney
2003-04 (MSU)	26-4 .867	14-2/1st	NCAA Tourney (2nd Round)	1st in SEC; 1st in SEC West
2004-05 (MSU)	23-11 .676	9-7/3rd (W)	NCAA Tourney (2nd Round)	4th straight winning season in SEC play
2005-06 (MSU)	15-15 .500	5-11/4th (W)		
2006-07 (MSU)	21-14 .600	8-8/t-1st (W)	NIT (Semifinals)	T-1st in SEC West; Semis of SEC Trny
2007-08 (MSU)	9-5 .643			
<b>10-year totals</b>	<b>194-109 .640</b>	<b>75-69 (.521)</b>	<b>4 NCAA &amp; 3 NIT; 1 SEC title; 3 SEC West titles; 1 SEC tourney title</b>	

### RICK STANSBURY'S CAREER RECORD AS A COLLEGIATE COACH

<b>18-year MSU totals</b>	<b>335-207</b>	<b>.618</b>	<b>7 NCAA &amp; 4 NIT; 2 SEC &amp; 5 SEC West titles; 2 SEC Tourney titles</b>	
<b>24-year NCAA totals</b>	<b>422-296</b>	<b>.588</b>	<b>8 NCAA &amp; 4 NIT; 2 SEC &amp; 5 SEC West titles; 3 league tourney titles</b>	
<b>26-year overall totals</b>	<b>465-314</b>	<b>.597</b>	<b>8 NCAA, 4 NIT &amp; 1 NAIA Trny; 2 SEC/5 West titles; 4 league trny titles</b>	

## MSU COACHING LEADERS

### OVERALL COACHING WINS

<u>Coach (Tenure)</u>	<u>Record</u>
1. Rick Stansbury (1999-present) . . . . .	194-109
2. Richard Williams (1987-98) . . . . .	191-163
3. Babe McCarthy (1956-65) . . . . .	169-85
4. E.C. Hayes (1912-24) . . . . .	124-54
5. Kermit Davis (1971-77) . . . . .	91-91
6. Stanfield Hitt (1940-47) . . . . .	68-69
7. Paul Gregory (1948-55) . . . . .	58-100
8. Bob Boyd (1982-86) . . . . .	55-87
9. Joe Dan Gold (1966-70) . . . . .	51-74
10. Frank Carideo (1936-39) . . . . .	43-39

### OVERALL WINNING PERCENTAGE

<u>Coach (Tenure)</u>	<u>Pct.</u>	<u>W-L</u>
1. E.C. Hayes (1912-24) . . . . .	.697	124-54
2. Bernie Bierman (1926-27) . . . . .	.674	31-15
3. Ron Greene (1978) . . . . .	.667	18-9
4. Babe McCarthy (1956-65) . . . . .	.665	169-85
5. Rick Stansbury (1999-present) . . . . .	.640	194-109
6. K.P. Gatchell (1925) . . . . .	.609	14-9
7. Edwin Hale (1934-35) . . . . .	.541	20-17
8. Richard Williams (1987-98) . . . . .	.540	191-163
9. Frank Carideo (1936-39) . . . . .	.524	43-39
10. Kermit Davis (1971-77) . . . . .	.500	91-91
T.H. Werner (1909) . . . . .	.500	5-5

### OVERALL GAMES COACHED

<u>Coach (Tenure)</u>	<u>GC</u>	<u>Record</u>
1. Richard Williams (1987-98) . . . . .	354	191-163
2. Rick Stansbury (1999-present) . . . . .	303	194-109
3. Babe McCarthy (1956-65) . . . . .	254	169-85
4. Kermit Davis (1971-77) . . . . .	182	91-91
5. E.C. Hayes (1912-24) . . . . .	178	124-54
6. Paul Gregory (1948-55) . . . . .	158	58-100
7. Bob Boyd (1982-86) . . . . .	142	55-87
8. Stanfield Hitt (1940-47) . . . . .	137	68-69
9. Joe Dan Gold (1966-70) . . . . .	125	51-74
10. Ray G. Dauber (1928-33) . . . . .	90	37-53

### SEC COACHING WINS

<u>Coach (Tenure)</u>	<u>Record</u>
1. Richard Williams (1987-98) . . . . .	89-113
2. Babe McCarthy (1956-65) . . . . .	88-54
3. Rick Stansbury (1999-present) . . . . .	75-69
4. Kermit Davis (1971-77) . . . . .	44-82
5. Stanfield Hitt (1940-47) . . . . .	41-55
6. Paul Gregory (1948-55) . . . . .	33-83
7. Joe Dan Gold (1966-70) . . . . .	32-56
8. Bob Boyd (1982-86) . . . . .	29-61
9. Frank Carideo (1936-39) . . . . .	27-31
10. Jim Hatfield (1979-81) . . . . .	21-33

### SEC WINNING PERCENTAGE

<u>Coach (Tenure)</u>	<u>Pct.</u>	<u>W-L</u>
1. Ron Greene (1978) . . . . .	.722	13-5
2. Babe McCarthy (1956-65) . . . . .	.620	88-54
3. Rick Stansbury (1999-present) . . . . .	.521	75-69
4. Frank Carideo (1936-39) . . . . .	.466	27-31
5. Richard Williams (1987-98) . . . . .	.441	89-113
6. Stanfield Hitt (1940-47) . . . . .	.427	41-55
7. Edwin Hale (1934-35) . . . . .	.409	9-13
8. Jim Hatfield (1979-81) . . . . .	.389	21-33
9. Joe Dan Gold (1966-70) . . . . .	.364	32-56
10. Kermit Davis (1971-77) . . . . .	.349	44-82

# **MISSISSIPPI STATE SUPERLATIVES DURING RICK STANSBURY ERA (1998-2008)**

## **TEAM SUPERLATIVES**

Most Points Scored (Game):  
107 vs Arkansas-Pine Bluff (11-23-99)

Most Points Scored (SEC Game):  
105 vs Auburn (3-2-04)

Most Points Scored (1st Half):  
56 vs Alabama A&M (12-2-02)

Most Points Scored (1st Half-SEC Game):  
53 vs Auburn (3-2-04)

Most Points Scored (2nd Half):  
61 vs Nicholls State (11-21-04)

Most Points Scored (2nd Half-SEC Game):  
56 vs Auburn (1-20-07)

Largest Winning Margin (Game):  
+52 vs Ark.-Pine Bluff [105-53] (11-17-98)

Largest Winning Margin (SEC Game):  
+37 vs Auburn [90-53] (1-5-05)

Largest Losing Margin (Game):  
-49 at Alabama [98-49] (1-18-05)

Largest Losing Margin (SEC Game):  
-49 at Alabama [98-49] (1-18-05)

Most Field Goals Made (Game):  
45 vs ULM (12-15-01) & Nicholls (11-17-01)

Most Field Goals Made (SEC Game):  
40 vs Auburn (3-2-04)

Most Field Goal Attempts (Game):  
83 vs Mississippi Valley State (11-21-00)

Most Field Goal Attempts (SEC Game):  
78 vs Kentucky (2-10-01)

Highest Field-Goal Percentage (Game):  
66.0 [33-50] vs Nicholls (11-11-06)

Highest Field-Goal Percentage (SEC Game):  
62.7 [32-51] vs LSU (1-26-02)

Highest FG Pct. (One Half-Game):  
72.2 [13-18] vs Mississippi-2ndH (3-14-03)

Highest FG Pct. (One Half-SEC Game):  
72.2 [13-18] vs Mississippi-2ndH (3-14-03)

Most 3-pt Field Goals Made (Game):  
14, 3 times (last: vs Santa Clara 12-3-05)

Most 3-pt Field Goals Made (SEC Game):  
14 vs Auburn (3-2-04) & Alabama (3-4-00)

Most 3-pt Field Goal Attempts (Game):  
35 vs Nicholls State (11-21-04)

Most 3-pt Field Goal Attempts (SEC Game):  
30, four times (last: vs Alabama 3-4-07)

Most Free Throws Made (Game):  
33 vs Ark. St. (12-8-01) & UL Laf. (12-28-00)

Most Free Throws Made (SEC Game):  
32 vs Arkansas (2-27-02) & Miss. (1-27-01)

Most Free Throw Attempts (Game):  
48 vs Arkansas-Little Rock (11-21-01)

Most Free Throw Attempts (SEC Game):  
45 vs Arkansas (2-27-02)

Most Rebounds (Game):  
75 vs Mississippi Valley State (11-21-00)

Most Rebounds (SEC Game):  
56 at Alabama (3-6-04)

Most Offensive Rebounds (Game):  
31 vs Mississippi Valley State (11-21-00)

Most Offensive Rebounds (SEC Game):  
29 at Ala. (3-6-04) & vs Ky. (2-10-01)

Most Defensive Rebounds (Game):  
44 vs Mississippi Valley State (11-21-00)

Most Defensive Rebounds (SEC Game):  
36 vs Arkansas (1-7-06) & Auburn (1-5-05)

Largest Rebound Margin (Game):  
+38 [59-21] vs Jacksonville St. (12-22-04)

Largest Rebound Margin (SEC Game):  
+25 [46-21] vs Arkansas (2-27-02)

Most Assists (Game):  
31 vs Louisiana-Monroe (12-15-01)

Most Assists (SEC Game):  
25 vs Alabama (3-4-07)

Most Turnovers (Game):  
29 vs Nicholls (11-11-06)

Most Turnovers (SEC Game):  
24, three times (last: at Florida 1-11-06)

Fewest Turnovers (Game):  
4 vs Louisiana Tech (11-10-07)

Fewest Turnovers (SEC Game):  
6 at Alabama (2-7-07)

Most Blocked Shots (Game):  
15 vs New Orleans (12-21-06)

Most Blocked Shots (SEC Game):  
12 vs Alabama (3-4-07) & Florida (2-1-05)

Most Steals (Game):  
20 vs Nicholls State (11-17-01)

Most Steals (SEC Game):  
15 vs Vanderbilt (2-5-03)

Most Personal Fouls (Game):  
30 vs South Carolina (2-16-00)

Most Personal Fouls (SEC Game):  
30 vs South Carolina (2-16-00)

## **MISC. TEAM STATS (ALL GMS)**

Largest Lead Surrendered in Loss:  
21 vs Northwestern St. [4 times] (11-26-05)

Largest Halftime Lead Surrendered in Loss:  
21 vs Northwestern St. [39-18] (11-26-05)

Largest Deficit Overcome in Win:  
20 vs Kentucky [30-10] (1-5-02)

Largest Halftime Deficit Overcome in Win:  
16 at Alabama [47-31] (3-6-04) &  
16 vs Kentucky [40-24] (1-5-02)

Largest Lead at Any Time:  
55 vs Ark.-Pine Bluff [103-48] (11-17-98)

Largest Deficit at Any Time:  
49 at Alabama [98-49] (1-18-05)

## **MISC. TEAM STATS (SEC GMS)**

Largest Lead Surrendered in Loss:  
17 vs Alabama [36-19] (1-15-03)

Largest Halftime Lead Surrendered in Loss:  
15 vs LSU [37-22] (2-13-02)

Largest Deficit Overcome in Win:  
20 vs Kentucky [30-10] (1-5-02)

Largest Halftime Deficit Overcome in Win:  
16 at Alabama [47-31] (3-6-04) &  
16 vs Kentucky [40-24] (1-5-02)

Largest Lead at Any Time  
39 vs Auburn [85-46] (2-16-02)

Largest Deficit at Any Time  
49 at Alabama [98-49] (1-18-05)

## **RECORD WHEN MSU...**

Leads at Halftime .....155-25

Trails at Halftime .....31-79

Is Tied at Halftime .....8-5

Shoots 45% or better from field .....136-28

Shoots less than 45% from field .....58-81

Opp. shoots less than 45% from field ...158-48

Opp. shoots 45% or better from field ...36-61

Outrebounds (or ties) the opponent ...161-64

Is outrebounded by the opponent .....33-45

Commits fewer TOs than opponent ....84-27

Commits more TOs than opponent ....92-77

Commits same # of TOs as opponent ...18-5

Wins the opening tip-off .....124-59

Loses the opening tip-off .....70-50

Holds opp. to 65 points or less .....121-22

Involved in gms W/L by 5 pts or less ...40-40

## **MSU'S RECORD IN...**

All Games .....194-109

Home Games .....115-27

Road Games .....41-57

Neutral-site Games .....38-25

Non-SEC Games .....110-32

Non-SEC Home Games .....62-8

Non-SEC Road Games .....19-7

Non-SEC Neutral-site Games .....29-17

SEC Regular-Season Games .....75-69

SEC Home Games .....53-19

SEC Road Games .....22-50

Games vs. SEC Western Division ....55-41

Games vs. SEC Eastern Division ....29-36

In-season Tournament Games .....15-12

SEC Tournament Games .....9-8

Postseason Tournament Games .....8-7

NCAA Tournament Games .....3-4

NIT (Postseason) Games .....5-3

Exhibition Games .....17-2

November Games .....36-12

December Games .....61-12

January Games .....34-36

February Games .....37-30

March Games .....26-19

Monday Games .....15-4

Tuesday Games .....14-12

Wednesday Games .....48-30

Thursday Games .....12-7

Friday Games .....11-6

Saturday Games .....86-40

Sunday Games .....8-10

Overtime Games .....9-7

Television Games .....84-73

Games vs. Ranked Opponents .....15-41

### ***LAST TIME AN MSU PLAYER...***

**Scored 25 or more points in a game:**  
26, Charles Rhodes at TAMUCC (12-21-07)

**Scored 27 or more points in a game:**  
27, Jamont Gordon at Alabama (2-7-07)

**Scored 28 or more points in a game:**  
30, Winsome Frazier vs. UMKC (11-23-04)

**Scored 31 or more points in a game:**  
32, Mario Austin vs. Kentucky (1-5-02)

**Scored 33 or more points in a game:**  
35, Darryl Wilson vs. Alabama (3-4-95)

**Scored 36 or more points in a game:**  
36, Jeff Malone at Mississippi (2-19-83)

**Scored 37 or more points in a game:**  
39, Jeff Malone vs. Alabama (1-31-83)

**Scored 40 or more points in a game:**  
40, Rickey Brown vs. Auburn (3-7-77)

**Scored 20+ points in two consecutive games:**  
Charles Rhodes (25 vs. Miami [OH] & 22 vs. Murray State, 2007-08)

**Scored 20+ points in three consecutive games:**  
Lawrence Roberts (25 vs. Virginia Tech; 22 vs. Jacksonville State; 25 vs. Florida A&M & 20 at Xavier, 2004-05)

**Scored 20+ points in five consecutive games:**  
Jeff Malone, 1982-83 (11 consecutive games)

**Scored 30 or more points in back-to-back games:**  
Jeff Malone (33 at LSU & 36 at Mississippi, 1982-83)

**Scored 30+ points in three consecutive games:**  
Jeff Malone (33 at LSU; 36 at Mississippi & 30 vs. Georgia, 1982-83)

**Made 10 or more field goals in a game:**  
10, Charles Rhodes at TAMUCC (12-21-07)

**Made 11 or more field goals in a game:**  
11, Charles Rhodes vs. Miami [OH] (11-25-07)

**Made 12 or more field goals in a game:**  
12, Lawrence Roberts vs. UT Martin (11-22-03)

**Made 13 or more field goals in a game:**  
13, Horatio Webster vs. SW Missouri St. (11-23-97)

**Made 14 or more field goals in a game:**  
14, Cameron Burns at Georgia (1-17-90)

**Made 15 or more field goals in a game:**  
16, Raymond Brown vs. Florida (3-2-85)

**Attempted 20 or more field goals in a game:**  
20, Dietric Slater at Georgia (2-24-07)

**Attempted 21 or more field goals in a game:**  
22, Timmy Bowers at Alabama (3-6-04)

**Attempted 23 or more field goals in a game:**  
24, Horatio Webster vs. UT Martin (12-20-97)

**Attempted 25 or more field goals in a game:**  
25, Chuck Evans at Alabama (3-6-93)

**Attempted 26 or more field goals in a game:**  
26, Tony Watts at Mississippi (2-22-92)

**Attempted 27 or more field goals in a game:**  
28, Jeff Malone vs. Vanderbilt (1-8-83)

**Made five or more 3-pointers in a game:**  
5, Ben Hansbrough vs. Lafayette (1-5-08)

**Made six or more 3-pointers in a game:**  
6, Reginald Delk at Georgia (2-24-07)

**Made seven or more 3-pointers in a game:**  
7, Reginald Delk at Arkansas (3-1-06)

**Made eight or more 3-pointers in a game:**  
8, Winsome Frazier vs. UMKC (11-23-04)

**Attempted 10 or more 3-pointers in a game:**  
10, Ben Hansbrough at South Alabama (12-15-07)

**Attempted 11 or more 3-pointers in a game:**  
11, Barry Stewart at Miami [FL] (12-11-06)

**Attempted 12 or more 3-pointers in a game:**  
12, Jamall Edmondson vs. Kentucky (2-1-06)

**Attempted 13 or more 3-pointers in a game:**  
15, Winsome Frazier vs. UMKC (11-23-04)

**Attempted 16 or more 3-pointers in a game:**  
17, Darryl Wilson vs. Alabama (3-4-95)

**Made 10 or more free throws in a game:**  
11, Jamont Gordon at Arkansas (2-28-07)

**Made 12 or more free throws in a game:**  
14, Lawrence Roberts vs. Mississippi (2-7-04)

**Made 15 or more free throws in a game:**  
18, Rich Knarr vs. Auburn (2-19-73)

**Attempted 13 or more free throws in a game:**  
16, Jamont Gordon at Arkansas (2-28-07)

**Attempted 17 or more free throws in a game:**  
18, Lawrence Roberts vs. Mississippi (2-7-04)

**Had 15 or more rebounds in a game:**  
16, Jarvis Varnado vs. UT Martin (11-17-07)

**Had 17 or more rebounds in a game:**  
19, Charles Rhodes vs. Auburn (2-4-06)

**Had 20 or more rebounds in a game:**  
21, Wesley Morgan vs. Southeastern La. (11-28-05)

**Had 22 or more rebounds in a game:**  
23, Rickey Brown vs. Vanderbilt (12-6-79)

**Had 10 or more offensive rebounds in a game:**  
10, Wesley Morgan vs. Southeastern La. (11-28-05)

**Had 10 or more defensive rebounds in a game:**  
11, Jamont Gordon at South Alabama (12-15-07)

**Had 10 or more assists in a game:**  
10, Jamont Gordon vs. Bradley (3-17-07)

**Had 11 or more assists in a game:**  
14, Gary Ervin vs. Florida A&M (12-20-04)

**Had 15 or more assists in a game:**  
16, Chuck Evans at Mo.-Kansas City (2-23-93)

**Had 10 or more turnovers in a game:**  
10, Charles Rhodes vs. Nicholls (11-11-06)

**Had five or more blocks in a game:**  
5, Jarvis Varnado vs. Lafayette (1-5-08)

**Had six or more blocks in a game:**  
9, Jarvis Varnado at Loyola Marymount (12-19-07)

**Had 10 or more blocks in a game:**  
10, Jarvis Varnado vs. Miami [FL] (12-13-07)

**Had five or more steals in a game:**  
5, Barry Stewart vs. Florida State (3-20-07)

**Had six or more steals in a game:**  
6, Dietric Slater at Georgia (2-24-07)

### ***LAST TIME AN MSU TEAM...***

**Scored 100 or more points:**  
101 vs. Bradley (3-17-07)

**Allowed 100 or more points:**  
115 at Arkansas (2-20-93)

**Was held to 60 points or less:**  
58 vs. Miami [FL] (12-13-07)

**Was held to 57 points or less:**  
49 vs. Southern Illinois (11-23-07)

**Was held to 48 points or less:**  
44 vs. South Carolina (3-9-06)

**Held opponent to 60 points or less:**  
53 by Lafayette (1-5-08)

**Held opponent to 52 points or less:**  
45 by Louisiana Tech (11-10-07)

**Held opponent to less than 45 points:**  
37 by Loyola Marymount (11-13-06)

**Shot 55 percent or better from the field:**  
.586 [34-58] at Loyola Marymount (12-19-07)

**Shot better than 59 percent from the field:**  
.660 [33-50] vs. Nicholls (11-11-06)

**Was held to 35 percent or less from the field:**  
.317 [20-63] at Arkansas (2-28-07)

**Was held to less than 31 percent from the field:**  
.255 [14-55] vs. Southeastern Louisiana (11-28-05)

**Held opponent to 35 percent or less from field:**  
.264 [19-72] by Lafayette (1-5-08)

**Held opponent to less than 26 percent from field:**  
.207 [12-58] by Loyola Marymount (11-13-06)

**Made 35 or more field goals:**  
39 vs. Bradley (3-17-07)

**Made 40 or more field goals:**  
40 vs. Auburn (3-2-04)

**Attempted 70 or more shots from the field:**  
71 vs. Louisiana Tech (11-10-07)

**Attempted 72 or more shots from the field:**  
73 vs. Bradley (3-17-07)

**Attempted 74 or more shots from the field:**  
75 vs. Troy (12-10-05)

**Attempted 40 or fewer shots from the field:**  
39 vs. Vanderbilt (2-12-05)

**Made 10 or more 3-pointers:**  
10 vs. UT Martin (11-17-07)

**Made 11 or more 3-pointers:**  
12 vs. Bradley (3-17-07)

**Made 13 or more 3-pointers:**  
13 vs. LSU (2-3-07)

**Made 14 or more 3-pointers:**  
14 vs. Santa Clara (12-3-05)

**Did not make a 3-pointer:**  
[0-11] at Alabama (1-18-05)

**Attempted 25 or more 3-pointers:**  
27 vs. Lafayette (1-5-08)

**Attempted 28 or more 3-pointers:**  
30 at South Alabama (12-15-07)

**Attempted 31 or more 3-pointers:**  
33 vs. Troy (12-10-05)

**Made 30 or more free throws:**  
30 vs. Arkansas (1-15-05)

**Made fewer than five free throws:**  
1 at Kentucky (1-13-07)

**Attempted 40 or more free throws:**  
41 vs. Charlotte (11-29-06)

**Attempted fewer than 10 free throws:**  
9 vs. Southern Illinois (11-23-07)

**Had 50 or more rebounds:**  
50 vs. UT Martin (11-17-07)

**Had 51 or more rebounds:**  
51 vs. Clemson (11-15-07)

**Had 52 or more rebounds:**  
56 vs. Jacksonville State (12-15-05)

**Had 20 or more assists:**  
25 at Loyola Marymount (12-19-07)

**Had 20 or more turnovers:**  
22 at Loyola Marymount (12-19-07)

**Had 23 or more turnovers:**  
25 vs. UT Martin (11-17-07)

**Had 26 or more turnovers:**  
29 vs. Nicholls (11-11-06)

**Had fewer than 10 turnovers:**  
4 vs. Louisiana Tech (11-10-07)

**Had 10 or more blocked shots:**  
10 vs. Lafayette (1-5-08)

**Had 11 or more blocked shots:**  
12 at Loyola Marymount (12-19-07)

**Had 13 or more blocked shots:**  
15 vs. New Orleans (12-21-06)

**Had 10 or more steals:**  
14 at Loyola Marymount (12-19-07)

**Had 15 or more steals:**  
15 vs. Florida State (3-20-07)

**Had 16 or more steals:**  
20 vs. Nicholls State (11-17-01)

**Had five players score 10+ points in same game:**  
6 vs. Florida State (3-20-07)

**Had a player record a double-double:**  
Jarvis Varnado (16 pts/12 rebs) vs. Lafayette (1-5-08)

**Had a player record back-to-back double-doubles:**  
Rhodes at TAMUCC (26p/10r) & LMU (14/10, 2007-08)

**Had two players w/double-doubles in same game:**  
Gordon (25p/11r) & Rhodes (15/10) at Tenn. (1-7-07)

**Had a player record a triple-double:**  
Jamont Gordon (15p/12r/10a) vs. Vandy (2-21-07)





## 44 JAMONT GORDON 44

6-4 • 230 • JR. • G/F  
NASHVILLE, TN (OAK HILL ACADEMY)

Preseason All-America candidate and consensus All-SEC First Team selection as a junior for the Bulldogs... Named to the preseason watch lists for the John R. Wooden Award, Bob Cousy Award (nation's top point guard) and Naismith Trophy... Averaging 15.4 points, 6.9 rebounds and 4.8 assists over his 79-game MState career (all starts)... Currently stands tied for 16th on MSU's all-time scoring list with 1,219 career points (12 pts shy of 15th-place Erick Dampier)... Ranks fifth on MState's all-time chart with 380 career assists... Owns 11 career double-doubles, including this year's effort of 23 points and 12 rebounds against Clemson... Also has a triple-double to his credit - the second in school history (Lawrence Roberts was the first) - with 15 points, 12 rebounds and 10 assists during last year's home win over Vanderbilt... Ranks tied for fifth in the SEC in scoring (career-high 17.5 ppg), sixth in assists (4.57 apg) and 13th in rebounding (6.4 rpg) this season... Ranks fourth in the SEC with six 20-point efforts (17 for his career), including season-high 25 points vs. both Southeastern Louisiana and Loyola Marymount... Averaging a team-high 5.2 free throw attempts this season (5.8 FTA/gm for his career)... Has now scored in double figures in 70 of 79 career MSU outings (13 of 14 gms this year)... Has been credited with at least as many assists as turnovers in eight of his last nine games... Named to this year's Anaheim Classic All-Tournament Team.

### JAMONT GORDON'S GAME-BY-GAME STATS (2007-08)

Opponent	FG	3FG	FT	Reb	PF	Pts	Ast	TO	BS	Stl	Min
LA. TECH *	7-14	3-7	4-4	5	1	21	3	2	0	2	29
CLEMSON *	7-16	3-9	6-10	12	4	23	3	6	0	1	33
UT MARTIN *	4-8	2-4	0-1	4	1	10	6	3	2	1	29
UC Irvine*	7-12	1-2	0-2	6	4	15	4	5	2	1	25
Southern Illinois*	7-12	4-8	2-2	4	3	20	2	5	0	0	35
Miami (OH)*	6-17	0-5	6-7	6	1	18	4	3	2	2	40
MURRAY ST.*	5-12	0-3	5-6	4	1	15	4	2	0	1	30
SE LOUISIANA*	8-18	1-3	8-10	7	1	25	4	3	1	1	32
MIAMI (FL)*	7-19	1-5	3-5	9	3	18	5	6	0	0	38
@South Alabama*	1-14	0-6	5-8	13	3	7	5	5	0	2	35
@Loyola M'mount*	9-14	5-7	2-5	3	2	25	7	3	0	3	30
@TAMU-CC*	4-8	0-1	5-6	2	2	13	5	1	0	2	24
MISSOURI*	8-17	0-4	4-5	8	3	20	5	3	2	0	38
Lafayette*	6-19	1-4	2-2	7	1	15	7	6	0	1	33
@LSU											
GEORGIA											
KENTUCKY											
@Alabama											
MISSISSIPPI											
@Arkansas											
TENNESSEE											
ALABAMA											
@Auburn											
ARKANSAS											
@Mississippi											
@South Carolina											
AUBURN											
@Florida											
@Vanderbilt											
LSU											

SEASON HIGH	JAMONT GORDON	CAREER HIGH
25, 2x (last: at LMU 12-19-07)	Pts	27 at Alabama (2-7-07)
13 at South Alabama (12-15-07)	Rebs	13, 2x (last: at South Alabama 12-15-07)
7, 2x (last: vs Lafayette 1-5-08)	Asts	10, 2x (last: vs Bradley 3-17-07)
2, 4x (last: vs Missouri 12-30-07)	Blks	3 at Clemson (11-21-06)
3 at Loyola Marymount (12-19-07)	Stls	5, 2x (last: at Vanderbilt 1-21-06)
9 at Loyola Marymount (12-19-07)	FGM	9, 4x (last: at LMU 12-19-07)
19, 2x (last: vs Lafayette 1-5-08)	FGA	19, 3x (last: vs Lafayette 1-5-08)
5 at Loyola Marymount (12-19-07)	3FGM	5 at Loyola Marymount (12-19-07)
9 vs Clemson (11-15-07)	3FGA	9 vs Clemson (11-15-07)
8 vs Southeastern Louisiana (12-8-07)	FTM	11, 3x (last: at Arkansas 2-28-07)
10, 2x (last: vs Southeastern La. 12-8-07)	FTA	16 at Arkansas (2-28-07)
40 vs Miami [OH] (11-25-07)	Mins	42 vs Kentucky (3-9-07)

Season/Career 10-Point Games:	13 - 70	Season/Career Double-Doubles:	1 - 11
Season/Career 20-Point Games:	6 - 17	Season/Career Team's Top Scorer:	6 - 35
Season/Career 10-Rebound Games:	2 - 12	Season/Career Team's Top Rebounder:	4 - 31
Season/Career 10-Assist Games:	0 - 2	Season/Career Team's Top Assist Man:	11 - 60

### JAMONT GORDON'S CAREER STATISTICS

Season	G-GS	Min	FGs	Pct	3FGs	Pct	FTs	Pct	Rebs	Ast	TO	Blk	Stl	Points
2005-06	30-30	988	139-341	.408	27-104	.260	108-167	.647	203-6.8	129	142	16	34	413-13.8
2006-07	35-35	1129	181-432	.419	42-121	.347	157-222	.707	250-7.1	187	123	20	46	561-16.0
2007-08	14-14	451	86-200	.430	21-68	.309	52-73	.712	90-6.4	64	53	9	17	245-17.5
Totals	79-79	2568	406-973	.417	90-293	.307	317-462	.686	543-6.9	380	318	45	97	1219-15.4



## 23 CHARLES RHODES 23

6-8 • 245 • SR. • F/C  
JACKSON, MS (LANIER HS)

Two-time All-SEC senior forward for the Bulldogs... Preseason All-SEC First Team selection by a vote of the league's head coaches... Ranks 11th in the SEC in scoring (career-high 15.6 ppg), tied for ninth in rebounding (7.3 rpg), along with standing seventh in the league in FG% (.553) and 11th in blocks (1.33 bpg)... Tied for third in the SEC with four double-doubles on the year (now has 10 in his career), including current streak of back-to-back double-doubles at Texas A&M-Corpus Christi (season-high 26 pts & 10 rebs) and at Loyola Marymount (14/10)... Has not played the last two games after spraining his left ankle during a Dec. 27 practice... Had a pair of double-doubles during the Anaheim Classic (11/11 vs. UC Irvine & 25/10 vs. Miami [OH])... Ranks 26th on MSU's all-time scoring chart with 1,100 career points and needs 23 points to move up three more notches and into a 23rd-place tie with Greg Carter... Tied with Wiley Peck for sixth place on school's all-time list with 117 career blocks, while also rating 10th in career FG% (.559)... Has scored in double figures in 11 of 12 games this season with three 20-point outings... Hitting 60% from the field (21-35 FGs) over his last three outings... Has been credited with 144 career dunks (team-high 29 slams this season) and needs five more jams to move ahead of MSU career dunks leader Erick Dampier (148)... 33 percent of his 431 career field goals made have come via the dunk.

### CHARLES RHODES' GAME-BY-GAME STATS (2007-08)

Opponent	FG	3FG	FT	Reb	PF	Pts	Ast	TO	BS	Stl	Min
LA. TECH *	8-17	0-0	1-4	7	2	17	2	0	2	1	27
CLEMSON *	7-12	0-0	3-7	6	3	17	1	2	4	0	25
UT MARTIN *	7-9	0-0	1-2	5	3	15	2	4	3	1	24
UC Irvine*	3-14	0-2	5-6	11	2	11	1	5	1	3	35
Southern Illinois*	2-5	0-0	0-1	6	5	4	0	3	0	0	21
Miami (OH)*	11-15	0-0	3-4	10	3	25	1	3	0	1	37
MURRAY ST.*	8-14	0-0	6-6	5	2	22	2	0	2	0	25
SE LOUISIANA*	7-8	0-0	2-2	7	5	16	0	5	1	3	30
MIAMI (FL)*	4-12	0-0	2-3	7	2	10	1	1	1	0	35
@South Alabama	4-7	0-0	2-5	4	3	10	0	2	0	1	21
@Loyola M'mount*	7-12	0-0	0-2	10	4	14	1	3	1	0	26
@TAMU-CC*	10-16	0-0	6-9	10	2	26	1	1	1	1	33
MISSOURI											
Lafayette											
@LSU											
GEORGIA											
KENTUCKY											
@Alabama											
MISSISSIPPI											
@Arkansas											
TENNESSEE											
ALABAMA											
@Auburn											
ARKANSAS											
@Mississippi											
@South Carolina											
AUBURN											
@Florida											
@Vanderbilt											
LSU											

SEASON HIGH	CHARLES RHODES	CAREER HIGH
26 at A&M-Corpus Christi (12-21-07)	Pts	27 vs Georgia (2-25-06)
11 vs UC Irvine (11-22-07)	Rebs	19 vs Auburn (2-4-06)
2, 3x (last: vs Murray State 12-1-07)	Asts	3, 2x (last: vs Alabama 3-4-07)
4 vs Clemson (11-15-07)	Blks	6 vs Bradley (3-17-07)
3, 2x (last: vs Southeastern La. 12-8-07)	Stls	3, 3x (last: vs Southeastern La. 12-8-07)
11 vs Miami [OH] (11-25-07)	FGM	11, 2x (last: vs Miami [OH] 11-25-07)
17 vs Louisiana Tech (11-10-07)	FGA	18 at South Carolina (2-11-06)
--	3FGM	2 vs New Orleans (12-21-06)
2 vs UC Irvine (11-22-07)	3FGA	2, 5x (last: vs UC Irvine 11-22-07)
6, 2x (last: at TAMUCC 12-21-07)	FTM	10 vs Jacksonville State (12-15-05)
9 at A&M-Corpus Christi (12-21-07)	FTA	13 vs Kentucky (2-1-06)
37 vs Miami [OH] (11-25-07)	Mins	37, 2x (last: vs Miami [OH] 11-25-07)

Season/Career 10-Point Games:	10 - 58	Season/Career Double-Doubles:	4 - 10
Season/Career 20-Point Games:	3 - 15	Season/Career Team's Top Scorer:	3 - 27
Season/Career 10-Rebound Games:	4 - 11	Season/Career Team's Top Rebounder:	5 - 28
Season/Career 10-Assist Games:	0 - 0	Season/Career Team's Top Assist Man:	0 - 1

### CHARLES RHODES' CAREER STATISTICS

Season	G-GS	Min	FGs	Pct	3FGs	Pct	FTs	Pct	Rebs	Ast	TO	Blk	Stl	Points
2004-05	16-0	104	19-32	.594	0-5	.000	9-12	.750	30-1.9	2	5	5	1	47-2.9
2005-06	29-25	775	154-273	.564	1-2	.500	92-130	.708	207-7.1	10	67	32	21	401-13.8
2006-07	34-25	896	180-325	.554	6-19	.316	99-141	.702	212-6.2	27	82	64	17	465-13.6
2007-08	12-11	339	78-141	.553	0-2	.000	31-51	.608	88-7.3	12	29	16	11	187-15.6
Totals	91-61	2114	431-771	.559	7-28	.250	231-334	.692	537-5.9	51	183	117	50	1100-12.1



## 22 BARRY STEWART 22

6-2 • 170 • So. • G  
SHELBYVILLE, TN (SHELBYVILLE CENT. HS)

Sophomore starter who ranks as the team's third-leading scorer (12.2 ppg; 28th in SEC), No. 2 playmaker (3.3 apg) and No. 4 rebounder (4.5 rpg) on the year... Leads the Bulldogs with 19 steals and ranks fourth in the SEC in minutes played (33.79 mins/gm)... Second on team with 27 made 3-pointers for the season, ranking tied for 14th in the SEC with 1.93 made treys per game... Has hit at least one 3-pointer in 13 of 14 games this year and in 43 of 49 career contests... Hitting 37.5% from beyond the arc this season and 38.6% for his career... Hitting 75.9% from the line for his career... Needs five more triples to reach the century mark for career treys and recently went over the 500-point mark for his career... Has tallied eight double-digit scoring efforts on the year, most recently scoring a career-high 24 points as well as handing out a career-most seven assists against Missouri on Dec. 30 to earn SEC Player of the Week honors... Tallied 19 points (6-8 FGs) at Texas A&M-Corpus Christi... Had 18-point efforts vs. both Miami (FL) (5-9 treys) and UC Irvine (4-7 treys)... Began his sophomore campaign by registering his first collegiate double-double with 13 points and a career-high 11 rebounds against Louisiana Tech in his first MSU starting assignment... Averaged 9.8 points per game and set a freshman school record with 68 made 3-pointers last year as an SEC All-Freshman Team selection by the league's head coaches... Has switched jersey numbers from last year's No. 4 to his old high school jersey number (No. 22).

### BARRY STEWART'S GAME-BY-GAME STATS (2007-08)

Opponent	FG	3FG	FT	Reb	PF	Pts	Ast	TO	BS	Stl	Min
LA. TECH *	5-10	1-5	2-3	11	2	13	3	0	1	0	26
CLEMSON *	3-10	2-6	4-4	6	5	12	2	4	0	2	36
UT MARTIN *	3-12	0-4	3-4	4	1	9	4	4	0	2	26
UC Irvine*	6-10	4-7	2-2	6	1	18	2	1	0	0	38
Southern Illinois*	3-9	1-3	2-2	3	2	9	3	3	1	1	38
Miami (OH)*	2-9	1-5	0-0	3	3	5	4	5	0	0	36
MURRAY ST.*	5-6	2-3	2-2	5	1	14	2	1	0	4	36
SE LOUISIANA*	2-6	2-5	0-0	1	1	6	2	2	0	2	30
MIAMI (FL)*	6-12	5-9	1-2	4	1	18	1	1	0	1	37
@South Alabama*	3-10	1-5	1-3	6	4	8	6	4	0	2	39
@Loyola M'mount*	4-8	2-5	0-2	5	1	10	5	3	0	1	25
@TAMU-CC*	6-8	2-3	5-7	2	1	19	4	2	0	1	36
MISSOURI*	8-14	3-7	5-5	4	3	24	7	3	0	2	38
Lafayette*	2-8	1-5	1-2	3	2	6	1	3	0	1	32
@LSU											
GEORGIA											
KENTUCKY											
@Alabama											
MISSISSIPPI											
@Arkansas											
TENNESSEE											
ALABAMA											
@Auburn											
ARKANSAS											
@Mississippi											
@South Carolina											
AUBURN											
@Florida											
@Vanderbilt											
LSU											

SEASON HIGH	BARRY STEWART	CAREER HIGH
24 vs Missouri (12-30-07)	Pts	24 vs Missouri (12-30-07)
11 vs Louisiana Tech (11-10-07)	Rebs	11 vs Louisiana Tech (11-10-07)
7 vs Missouri (12-30-07)	Asts	7 vs Missouri (12-30-07)
1, 2x (last: vs Southern Illinois 11-23-07)	Blks	1, 7x (last: vs Southern Illinois 11-23-07)
4 vs Murray State (12-1-07)	Stls	5 vs Florida State (3-20-07)
8 vs Missouri (12-30-07)	FGM	8 vs Missouri (12-30-07)
14 vs Missouri (12-30-07)	FGA	14, 2x (last: vs Missouri 12-30-07)
5 vs Miami [FL] (12-13-07)	3FGM	5, 2x (last: vs Miami [FL] 12-13-07)
9 vs Miami [FL] (12-13-07)	3FGA	11 at Miami [FL] (12-11-06)
5, 2x (last: vs Missouri 12-30-07)	FTM	10 vs Auburn (1-20-07)
7 at A&M-Corpus Christi (12-21-07)	FTA	10 vs Auburn (1-20-07)
39 at South Alabama (12-15-07)	Mins	39 at South Alabama (12-15-07)

Season/Career 10-Point Games:	8 - 25	Season/Career Double-Doubles:	1 - 1
Season/Career 20-Point Games:	1 - 3	Season/Career Team's Top Scorer:	3 - 7
Season/Career 10-Rebound Games:	1 - 1	Season/Career Team's Top Rebounder:	1 - 2
Season/Career 10-Assist Games:	0 - 0	Season/Career Team's Top Assist Man:	4 - 7

### BARRY STEWART'S CAREER STATISTICS

Season	G-GS	Min	FGs	Pct	3FGs	Pct	FTs	Pct	Rebs	Ast	TO	Blk	Stl	Points
2006-07	35-0	848	96-240	.400	68-174	.391	82-107	.766	111-3.2	43	27	5	32	342-9.8
2007-08	14-14	473	58-132	.439	27-72	.375	28-38	.737	63-4.5	46	36	2	19	171-12.2
Totals	49-14	1321	154-372	.414	95-246	.386	110-145	.759	174-3.6	89	63	7	51	513-10.5



## 11 BEN HANSBROUGH 11

6-3 • 205 • So. • G  
POPLAR BLUFF, MO (POPLAR BLUFF HS)

Second-year player who has started all 14 contests in the Bulldog back-court this season... Team's fourth-leading scorer (10.2 ppg) and No. 3 playmaker (2.8 apg) on the year... Also averaging 3.9 rebounds for the season (6.0 rpg over his last 3 gms)... Tops the club with 28 made 3-pointers, ranking tied for 12th in the SEC in made treys per game (2.00/gm)... Has made at least one trey in all but one game this season... Leads team with 80.6% from the line (79.0% FTs for his career)... Shooting 38.7% from beyond the arc for his career, but this year's 35.0% is down from last year's 41.2%... Has tallied double figures in scoring seven times this season, highlighted by a season-best, 20-point effort (6-8 FGs; 4-6 treys & 4-4 FTs) against UT Martin... Averaging 16.0 points on 10-18 FGs (56%) and 7-13 treys (54%) over his last two games... Most recently had 17 points (5-8 treys) vs. Lafayette... Tallied 15 points, grabbed a career-high eight rebounds and had four assists vs. his homestate Missouri Tigers... Scored 16 points (4-10 treys) at South Alabama... Handed out season-most seven assists at Loyola Marymount and had six dishes vs. Southern Illinois... Owns nearly a 2:1 assist:turnover ratio on the year (39/20), including 19 assists and only four miscues over his last six games... Earned selection to last year's SEC All-Freshman Team by a vote of the league's head coaches... The younger brother of North Carolina junior All-American Tyler Hansbrough... Earned Mr. Basketball honors in the state of Missouri as a prep senior at Poplar Bluff HS.

### BEN HANSBROUGH'S GAME-BY-GAME STATS (2007-08)


Opponent	FG	3FG	FT	Reb	PF	Pts	Ast	TO	BS	Stl	Min
LA. TECH *	3-8	3-6	2-2	3	1	11	3	1	1	1	27
CLEMSON *	1-4	1-4	3-4	2	4	6	3	1	0	1	37
UT MARTIN *	6-8	4-6	4-4	5	2	20	3	3	0	1	25
UC Irvine*	4-8	1-4	4-5	4	1	13	1	3	0	0	34
Southern Illinois*	1-8	1-7	2-2	3	1	5	6	4	0	1	33
Miami (OH)*	2-6	2-6	0-0	2	4	6	1	2	0	1	38
MURRAY ST.*	3-7	2-5	1-1	2	1	9	2	0	0	2	28
SE LOUISIANA*	4-7	1-2	1-1	3	1	10	1	2	0	1	28
MIAMI (FL)*	0-8	0-8	0-0	4	3	0	2	0	0	0	33
@South Alabama*	5-13	4-10	2-2	5	2	16	1	0	0	3	34
@Loyola M'mount*	3-8	1-5	1-2	3	1	8	7	2	0	3	25
@TAMU-CC*	3-7	1-4	0-0	6	1	7	1	0	0	1	20
MISSOURI*	4-8	2-5	5-8	8	5	15	4	2	0	1	38
Lafayette*	6-10	5-8	0-0	4	1	17	4	0	0	1	33
@LSU											
GEORGIA											
KENTUCKY											
@Alabama											
MISSISSIPPI											
@Arkansas											
TENNESSEE											
ALABAMA											
@Auburn											
ARKANSAS											
@Mississippi											
@South Carolina											
AUBURN											
@Florida											
@Vanderbilt											
LSU											

SEASON HIGH	BEN HANSBROUGH	CAREER HIGH
20 vs UT Martin (11-17-07)	Pts	23 vs A&M-Corpus Christi (12-2-06)
8 vs Missouri (12-30-07)	Rebs	8 vs Missouri (12-30-07)
7 at Loyola Marymount (12-19-07)	Asts	8, 2x (last: at Missouri 1-2-07)
1 vs Louisiana Tech (11-10-07)	Blks	1 vs Louisiana Tech (11-10-07)
3, 2x (last: at LMU 12-19-07)	Stls	4 vs Alabama (3-4-07)
6, 2x (last: vs Lafayette 1-5-08)	FGM	6, 3x (last: vs Lafayette 1-5-08)
13 at South Alabama (12-15-07)	FGA	13 at South Alabama (12-15-07)
5 vs Lafayette (1-5-08)	3FGM	5, 2x (last: vs Lafayette 1-5-08)
10 at South Alabama (12-15-07)	3FGA	10 at South Alabama (12-15-07)
5 vs Missouri (12-30-07)	FTM	7 vs Mississippi Valley State (3-13-07)
8 vs Missouri (12-30-07)	FTA	8, 2x (last: vs Missouri 12-30-07)
38, 2x (last: vs Missouri 12-30-07)	Mins	38, 2x (last: vs Missouri 12-30-07)

Season/Career 10-Point Games:	7 - 19	Season/Career Double-Doubles:	0 - 0
Season/Career 20-Point Games:	1 - 2	Season/Career Team's Top Scorer:	2 - 3
Season/Career 10-Rebound Games:	0 - 0	Season/Career Team's Top Rebounder:	0 - 1
Season/Career 10-Assist Games:	0 - 0	Season/Career Team's Top Assist Man:	4 - 13

### BEN HANSBROUGH'S CAREER STATISTICS

Season	G-GS	Min	FGs	Pct	3FGs	Pct	FTs	Pct	Rebs	Ast	TO	Blk	Stl	Points
2006-07	35-9	827	75-175	.429	47-114	.412	58-74	.784	98-2.8	112	65	0	35	255-7.3
2007-08	14-14	433	45-110	.409	28-80	.350	25-31	.806	54-3.9	39	20	1	17	143-10.2
Totals	49-23	1260	120-285	.421	75-194	.387	83-105	.790	152-3.1	151	85	1	52	398-8.1



## 32 JARVIS VARNADO 32

6-9 • 210 • So. • F/C  
BROWNSVILLE, TN (HAYWOOD HS)

Second-year defensive stalwart for the Bulldogs... Intimidating shot-blocker who leads the SEC and ranks third among the national leaders in blocked shots (4.71 bpg)... Also averaging 6.6 points on the year and ranks tied for fifth among the league's leading rebounders (8.0 rpg)... Shooting 60.6% from the field (40-66 FGs) this season and owns a 63.2% career accuracy mark (64.7% FGs last year)... Shot 77.3% from the field (17-22 FGs) during a five-game span to begin December... Is 9-of-11 from the field in his last two games... Most recently posted his second career double-double with a career-high 16 points (5-5 FGs & 6-9 FTs) and 12 rebounds (5 blks) vs. Lafayette... Has blocked at least two shots in all but one game (0 at TAMUCC) this season and owns at least one block in 43 of 49 career outings, including 29 career multi-block contests... Has 66 blocks already this season after breaking Erick Dampier's freshman-season school record with 67 rejects a year ago... Already ranks fifth on MState's all-time list with 133 career blocks (2.71 bpg)... Scored 10 points (4-4 FGs) with nine blocks and six rebounds at Loyola Marymount... Had nine points, eight boards and five blocks vs. Missouri... Totalled nine points, 10 rebounds and six blocks at South Alabama... Set a new single-game school mark with 10 blocks (8 pts & 7 rebs) vs. Miami [FL]... Has four 10-rebound efforts this year, including a career-high 16 boards (8 pts) vs. UT Martin.

### JARVIS VARNADO'S GAME-BY-GAME STATS (2007-08)


Opponent	FG	3FG	FT	Reb	PF	Pts	Ast	TO	BS	Stl	Min
LA. TECH *	1-5	0-0	2-2	5	1	4	0	1	6	0	26
CLEMSON *	3-7	0-0	1-2	12	5	7	0	4	6	0	27
UT MARTIN *	4-4	0-0	0-0	16	1	8	1	1	3	0	27
UC Irvine*	1-2	0-0	0-1	6	4	2	1	0	2	0	19
Southern Illinois*	3-3	0-0	0-2	7	3	6	0	2	2	2	36
Miami (OH)*	1-3	0-0	0-2	6	3	2	0	1	5	0	30
MURRAY ST.*	1-1	0-0	0-0	7	1	2	1	2	3	1	24
SE LOUISIANA*	4-6	0-0	0-0	3	5	8	0	2	4	0	17
MIAMI (FL)*	4-6	0-0	0-0	7	2	8	1	0	10	0	31
@South Alabama*	4-5	0-0	1-4	10	5	9	1	0	6	3	34
@Loyola M'mount*	4-4	0-0	2-6	6	4	10	1	2	9	0	20
@TAMU-CC*	1-9	0-1	0-0	7	2	2	1	1	0	0	24
MISSOURI*	4-6	0-0	1-4	8	3	9	0	1	5	0	23
Lafayette*	5-5	0-0	6-9	12	1	16	0	1	5	1	26
@LSU											
GEORGIA											
KENTUCKY											
@Alabama											
MISSISSIPPI											
@Arkansas											
TENNESSEE											
ALABAMA											
@Auburn											
ARKANSAS											
@Mississippi											
@South Carolina											
AUBURN											
@Florida											
@Vanderbilt											
LSU											

SEASON HIGH	JARVIS VARNADO	CAREER HIGH
16 vs Lafayette (1-5-08)	Pts	16 vs Lafayette (1-5-08)
16 vs UT Martin (11-17-07)	Rebs	16 vs UT Martin (11-17-07)
1, 7x (last: at TAMUCC 12-21-07)	Asts	2, 2x (last: vs South Carolina 1-27-07)
10 vs Miami [FL] (12-13-07)	Bks	10 vs Miami [FL] (12-13-07)
3 at South Alabama (12-15-07)	Stls	3 at South Alabama (12-15-07)
5 vs Lafayette (1-5-08)	FGM	6, 2x (last: vs Alabama State 12-18-06)
9 at A&M-Corpus Christi (12-21-07)	FGA	9, 2x (last: at TAMUCC 12-21-07)
--	3FGM	--
1 at A&M-Corpus Christi (12-21-07)	3FGA	1, 2x (last: at TAMUCC 12-21-07)
6 vs Lafayette (1-5-08)	FTM	6 vs Lafayette (1-5-08)
9 vs Lafayette (1-5-08)	FTA	9 vs Lafayette (1-5-08)
36 vs Southern Illinois (11-23-07)	Mins	36 vs Southern Illinois (11-23-07)

Season/Career 10-Point Games:	2 - 7	Season/Career Double-Doubles:	1 - 2
Season/Career 20-Point Games:	0 - 0	Season/Career Team's Top Scorer:	0 - 0
Season/Career 10-Rebound Games:	4 - 6	Season/Career Team's Top Rebounder:	5 - 10
Season/Career 10-Assist Games:	0 - 0	Season/Career Team's Top Assist Man:	0 - 0

### JARVIS VARNADO'S CAREER STATISTICS

Season	G-GS	Min	FGs	Pct	3FGs	Pct	FTs	Pct	Rebs	Ast	TO	Blk	Stl	Points
2006-07	35-13	473	75-116	.647	0-1	.000	24-45	.533	146-4.2	11	19	67	12	174-5.0
2007-08	14-14	364	40-66	.606	0-1	.000	13-32	.406	112-8.0	7	18	66	7	93-6.6
Totals	49-27	837	115-182	.632	0-2	.000	37-77	.481	258-5.3	18	37	133	19	267-5.4



## 21 BRIAN JOHNSON 21

6-9 • 245 • Jr. • F/C  
LAURINBURG, NC (LOUISVILLE)

Junior frontline performer participating in his first season at MSU after sitting out last season as a transfer from the University of Louisville... Spent two seasons at U of L, playing in 30 games (5 starts) in 2005-06 and receiving a medical redshirt year (right knee) for the 2004-05 campaign... Averaging 3.4 points and 3.2 rebounds per contest (13.2 mins/gm) as a frontcourt back-up this season... Ranks fourth on the team with 20 offensive rebounds (of his 41 total boards)... Shooting 64.3% (18-28 FGs) from the field on the year, including 10-of-12 shooting over his last eight outings... Has tallied but 12 total points with only six shot attempts over his last six games, but has tallied 18 rebounds, seven steals and five blocks in his last five contests... Most recently had four points (1-1 FGs & 2-2 FTs), four rebounds and two steals vs. Lafayette... Had season-high six boards and season-most three steals at Loyola Marymount... Scored a season-high 10 points (4-4 FGs & 2-2 FTs) vs. Clemson in his second MSU outing... Had six points and five rebounds in season-most 21 minutes in first-round win over UC Irvine at Anaheim Classic... Totalled six points (3-3 FGs) and four rebounds (3 off.) vs. Murray State... Credited with a career-high three blocks at Texas A&M-Corpus Christi... Played for Reach USA this past off-season during the team's goodwill tour of China... Starred his senior season of high school (2003-04) for an undefeated and No. 1-ranked Oak Hill Academy team that also featured current NBA players Rajon Rondo and Josh Smith.

### BRIAN JOHNSON'S GAME-BY-GAME STATS (2007-08)

Opponent	FG	3FG	FT	Reb	PF	Pts	Ast	TO	BS	Stl	Min
LA. TECH	1-3	0-1	2-3	2	2	4	0	0	0	0	11
CLEMSON	4-4	0-0	2-2	3	2	10	0	1	0	0	19
UT MARTIN	0-3	0-1	0-0	4	0	0	0	0	0	0	12
UC Irvine	2-4	0-0	2-2	5	3	6	1	3	0	0	21
Southern Illinois	1-2	0-0	0-0	2	0	2	0	2	0	0	14
Miami (OH)	2-3	0-0	0-0	3	3	4	0	0	1	0	11
MURRAY ST.	3-3	0-0	0-0	4	2	6	1	3	1	1	16
SE LOUISIANA	1-1	0-0	0-0	0	0	2	0	1	0	0	2
MIAMI (FL)	1-1	0-0	0-0	2	2	2	0	2	1	2	14
@South Alabama											
@Loyola M'mount	1-1	0-0	0-0	6	1	2	0	5	1	3	15
@TAMU-CC	0-1	0-0	0-2	4	4	0	0	1	3	0	12
MISSOURI	1-1	0-0	0-0	2	2	2	0	0	0	0	13
Lafayette	1-1	0-0	2-2	4	2	4	0	0	0	2	11
@LSU											
GEORGIA											
KENTUCKY											
@Alabama											
MISSISSIPPI											
@Arkansas											
TENNESSEE											
ALABAMA											
@Auburn											
ARKANSAS											
@Mississippi											
@South Carolina											
AUBURN											
@Florida											
@Vanderbilt											
LSU											

SEASON HIGH	BRIAN JOHNSON	CAREER HIGH
10 vs Clemson (11-15-07)	Pts	13 vs Clemson (3-20-06)
6 at Loyola Marymount (12-19-07)	Rebs	13 vs Clemson (3-20-06)
1, 2x (last: vs Murray State 12-1-07)	Asts	1, 11x (last: vs Murray State 12-1-07)
3 at A&M-Corpus Christi (12-21-07)	Bks	3 at A&M-Corpus Christi (12-21-07)
3 at Loyola Marymount (12-19-07)	Stls	3 at Loyola Marymount (12-19-07)
4 vs Clemson (11-15-07)	FGM	4, 3x (last: vs Clemson 11-15-07)
4, 2x (last: vs UC Irvine 11-22-07)	FGA	7 at Kentucky (12-17-05)
--	3FGM	--
1, 2x (last: vs UT Martin 11-17-07)	3FGA	1, 4x (last: vs UT Martin 11-17-07)
2, 4x (last: vs Lafayette 1-5-08)	FTM	5, 2x (last: vs Clemson 3-20-06)
3 vs Louisiana Tech (11-10-07)	FTA	6, 4x (last: vs Clemson 3-20-06)
21 vs UC Irvine (11-22-07)	Mins	24 vs Clemson (3-20-06)

Season/Career 10-Point Games:	1 - 2	Season/Career Double-Doubles:	0 - 1
Season/Career 20-Point Games:	0 - 0	Season/Career MSU's Top Scorer:	0 - 0
Season/Career 10-Rebound Games:	0 - 2	Season/Career MSU's Top Rebounder:	0 - 0
Season/Career 10-Assist Games:	0 - 0	Season/Career MSU's Top Assist Man:	0 - 0

### BRIAN JOHNSON'S CAREER STATISTICS

Season	G-GS	Min	FGs	Pct	3FGs	Pct	FTs	Pct	Rebs	Ast	TO	Blk	Stl	Points
2005-06*	30-5	309	33-61	.541	0-2	.000	29-45	.644	96-3.2	9	18	5	9	95-3.2
2007-08	13-0	171	18-28	.643	0-2	.000	8-11	.727	41-3.2	2	18	7	8	44-3.4
Totals	43-5	480	51-89	.573	0-4	.000	37-56	.661	137-3.2	11	36	12	17	139-3.2

\* - Played the 2005-06 season at the University of Louisville



## 25 PHIL TURNER 25

6-3 • 170 • RS-Fr. • G  
GRENADA, MS (GRENADA HS)

Redshirt freshman guard who made great strides this past off-season competing for SCORE International during a pair of goodwill tours (Argentina and the Dominican Republic)... Averaging 5.4 points and 2.9 rebounds per game during his initial collegiate season... Has played in all 14 games this season (3 starts), including recent starts vs. Missouri and Lafayette in place of an injured Charles Rhodes... Ranks second on the team with 18 steals, including at least one swipe in each of his last eight outings... Averaging 10.6 points over his last five games with three double-digit scoring efforts... 53 of his 75 total points on the season have come during the past five contests... Recent streak was ignited by a season-high 17 points (6-9 FGs & 4-6 treys), along with totalling four rebounds, three assists, two steals and a block, during his first collegiate start at South Alabama (Dec. 15)... Has also totalled 26 rebounds, 10 steals, eight assists and four blocks over his last five contests... Tallied 13 points (4-5 FGs & 3-3 treys in 16 mins), including 11 straight MSU points (a FG followed by 3 consecutive treys) in a span of only 1:32 of the first half, at Texas A&M-Corpus Christi... Recorded his first career double-double with 12 points and a career-high 10 rebounds while playing a season-most 34 minutes vs. Missouri... Most recently had eight points and eight rebounds in 28 minutes vs. Lafayette... Has collected 18 total rebounds over his last two outings.

### PHIL TURNER'S GAME-BY-GAME STATS (2007-08)

Opponent	FG	3FG	FT	Reb	PF	Pts	Ass	TO	BS	Stl	Min
LA. TECH	0-3	0-1	0-0	4	1	0	2	0	0	2	18
CLEMSON	2-6	1-2	0-2	4	3	5	1	1	0	0	15
UT MARTIN	2-6	1-4	1-2	0	1	6	1	2	0	0	16
UC Irvine	1-4	1-3	0-0	2	1	3	2	0	0	2	16
Southern Illinois	1-3	1-2	0-0	1	2	3	0	1	0	1	17
Miami (OH)	0-1	0-0	0-0	3	0	0	0	0	0	0	4
MURRAY ST.	1-5	0-3	0-0	1	0	2	0	1	0	1	11
SE LOUISIANA	0-2	0-2	1-2	0	1	1	0	1	0	1	12
MIAMI (FL)	1-3	0-2	0-0	0	1	2	0	0	0	1	5
@South Alabama*	6-9	4-6	1-2	4	5	17	3	2	1	2	26
@Loyola M'mount	1-3	0-2	1-2	1	1	3	0	1	0	3	16
@TAMU-CC	4-5	3-3	2-2	3	1	13	2	1	1	2	16
MISSOURI*	4-10	0-3	4-6	10	2	12	2	2	0	2	34
Lafayette*	2-6	1-4	3-4	8	4	8	1	1	2	1	28
@LSU											
GEORGIA											
KENTUCKY											
@Alabama											
MISSISSIPPI											
@Arkansas											
TENNESSEE											
ALABAMA											
@Auburn											
ARKANSAS											
@Mississippi											
@South Carolina											
AUBURN											
@Florida											
@Vanderbilt											
LSU											

SEASON HIGH	PHIL TURNER	CAREER HIGH
17 at South Alabama (12-15-07)	Pts	same
10 vs Missouri (12-30-07)	Rebs	same
3 at South Alabama (12-15-07)	Asts	same
2 vs Lafayette (1-5-08)	Blks	same
3 at Loyola Marymount (12-19-07)	Stls	same
6 at South Alabama (12-15-07)	FGM	same
10 vs Missouri (12-30-07)	FGA	same
4 at South Alabama (12-15-07)	3FGM	same
6 at South Alabama (12-15-07)	3FGA	same
4 vs Missouri (12-30-07)	FTM	same
6 vs Missouri (12-30-07)	FTA	same
34 vs Missouri (12-30-07)	Mins	same

Season/Career 10-Point Games:	3 - 3	Season/Career Double-Doubles:	1 - 1
Season/Career 20-Point Games:	0 - 0	Season/Career Team's Top Scorer:	1 - 1
Season/Career 10-Rebound Games:	1 - 1	Season/Career Team's Top Rebounder:	1 - 1
Season/Career 10-Assist Games:	0 - 0	Season/Career Team's Top Assist Man:	0 - 0

### PHIL TURNER'S CAREER STATISTICS

Season	G-GS	Min	FGs	Pct	3FGs	Pct	FTs	Pct	Rebs	Ass	TO	Blk	Stl	Points
2007-08	14-3	234	25-66	.379	12-37	.324	13-22	.591	41-29	14	13	4	18	75-5.4
Totals	14-3	234	25-66	.379	12-37	.324	13-22	.591	41-29	14	13	4	18	75-5.4



## 15 RILEY BENOCK 15

6-4 • 180 • Fr. • G  
BATTLETOWN, KY (MEADE COUNTY HS)

Rookie combo guard from Meade County High School in Brandenburg, Ky. - the same school which produced current MSU head coach Rick Stansbury... Excellent three-point shooter who sees the floor well and has good court vision... Averaging 1.9 points and 1.1 rebounds per game as a first-year backcourt back-up... Has totalled 12 assists and but four turnovers in 115 minutes of court action as a true freshman... Hitting 33 percent from three-point range (7-21 treys) on the year, with all but four of his 25 overall shot attempts and but one of his eight made field goals having come from beyond the three-point arc... Standout game thus far of his rookie campaign was his 10-point, four-assist effort against UT Martin in which he connected on all three trey attempts during a season-most, 15-minute playing stint... Has scored a total of only 12 points in 10 subsequent outings since UTM game... Has played just 12 total minutes (0-4 FGs & 0-3 treys) in recent wins over Lafayette and Missouri... Totalled three points, three assists (0 TOs) and a steal in 13 minutes at Texas A&M-Corpus Christi... Hit a 3-pointer and collected two rebounds in 11 minutes at Loyola Marymount... Totalled three points, a season-high four rebounds as well as an assist and a steal in 14 minutes vs. Southeastern Louisiana... Last name is pronounced BEE-knock.

### RILEY BENOCK'S GAME-BY-GAME STATS (2007-08)

Opponent	FG	3FG	FT	Reb	PF	Pts	Ass	TO	BS	Stl	Min
LA. TECH	1-3	1-3	0-0	1	1	3	0	0	0	0	11
CLEMSON	0-3	0-3	0-0	0	0	0	0	0	0	1	5
UT MARTIN	3-3	3-3	1-2	2	0	10	4	1	0	0	15
UC Irvine	0-0	0-0	0-0	1	1	0	1	0	0	0	6
Southern Illinois				Did Not Play							
Miami (OH)	0-0	0-0	0-0	1	1	0	0	0	0	0	4
MURRAY ST.	1-3	0-1	0-0	2	0	2	1	0	0	0	9
SE LOUISIANA	1-4	1-3	0-0	4	0	3	1	0	0	1	14
MIAMI (FL)	0-0	0-0	0-0	1	0	0	0	0	0	0	7
@South Alabama	0-2	0-2	0-0	0	1	0	0	1	0	0	8
@Loyola M'mount	1-2	1-2	0-0	2	1	3	0	2	0	0	11
@TAMU-CC	1-1	1-1	0-0	0	3	3	3	0	0	1	13
MISSOURI	0-1	0-1	1-2	0	0	1	0	0	0	0	3
Lafayette	0-3	0-2	0-0	0	0	0	2	0	1	1	9
@LSU											
GEORGIA											
KENTUCKY											
@Alabama											
MISSISSIPPI											
@Arkansas											
TENNESSEE											
ALABAMA											
@Auburn											
ARKANSAS											
@Mississippi											
@South Carolina											
AUBURN											
@Florida											
@Vanderbilt											
LSU											

SEASON HIGH	RILEY BENOCK	CAREER HIGH
10 vs UT Martin (11-17-07)	Pts	same
4 vs Southeastern Louisiana (12-8-07)	Rebs	same
4 vs UT Martin (11-17-07)	Asts	same
1 vs Lafayette (1-5-08)	Blks	same
1, 4x (last: vs Lafayette 1-5-08)	Stls	same
3 vs UT Martin (11-17-07)	FGM	same
4 vs Southeastern Louisiana (12-8-07)	FGA	same
3 vs UT Martin (11-17-07)	3FGM	same
3, 4x (last: vs Southeastern La. 12-8-07)	3FGA	same
1, 2x (last: vs Missouri 12-30-07)	FTM	same
2, 2x (last: vs Missouri 12-30-07)	FTA	same
15 vs UT Martin (11-17-07)	Mins	same

Season/Career 10-Point Games:	1 - 1	Season/Career Double-Doubles:	0 - 0
Season/Career 20-Point Games:	0 - 0	Season/Career Team's Top Scorer:	0 - 0
Season/Career 10-Rebound Games:	0 - 0	Season/Career Team's Top Rebounder:	0 - 0
Season/Career 10-Assist Games:	0 - 0	Season/Career Team's Top Assist Man:	0 - 0

### RILEY BENOCK'S CAREER STATISTICS

Season	G-GS	Min	FGs	Pct	3FGs	Pct	FTs	Pct	Rebs	Ass	TO	Blk	Stl	Points
2007-08	13-0	115	8-25	.320	7-21	.333	2-4	.500	14-1.1	12	4	1	4	25-1.9
Totals	13-0	115	8-25	.320	7-21	.333	2-4	.500	14-1.1	12	4	1	4	25-1.9



## 24 KODI AUGUSTUS 24

6-8 • 220 • FR. • F  
BATON ROUGE, LA (MAINE CENTRAL INST.)

First-year combo forward from Baton Rouge, La., by way of Maine Central Institute... Owns excellent three-point shooting touch as well as having the ability to post up smaller defenders in the post... Averaging 1.6 points (4-11 FGs; 2-6 treys & 4-7 FTs) and 1.3 rebounds per game in nine appearances on the year... High point of rookie campaign thus far was the Southeastern Louisiana contest in which he set season highs for points (8), field goals made (3) and attempted (5), 3-pointers made (2), rebounds (6) and minutes played (11)... Had tallied just three points, three rebounds, 0-of-3 field goals, 0-of-2 three-point field goals and 21 minutes played over his four previous outings combined prior to the Dec. 8 SLU contest... Subsequently hit a field goal in his only attempt and made 1-of-2 free throws, as well as collecting his first two assists and first steal of the campaign, in 10-minute stint at Loyola Marymount... Has since seen a total of only eight minutes of action without any points and just one rebound over his last three outings... Hit 3-of-5 charity tosses and grabbed a rebound in four minutes against Murray State... Collected a pair of rebounds in collegiate debut versus Louisiana Tech... Rated as the nation's No. 20 post-graduate player by *Scout.com* a year ago at Maine Central Institute in Pittsfield, Maine... Spent the 2005-06 campaign playing for Willowridge High School in Houston, Texas... Previously attended Baton Rouge's Tara High School... Cousin of current WNBA standout and former LSU All-American Seimone Augustus.

### KODI AUGUSTUS' GAME-BY-GAME STATS (2007-08)


Opponent	FG	3FG	FT	Reb	PF	Pts	Ast	TO	BS	Stl	Min
LA. TECH	0-2	0-2	0-0	2	1	0	0	0	0	0	9
CLEMSON	Did Not Play										
UT MARTIN	0-1	0-0	0-0	0	2	0	0	3	1	0	7
UC Irvine	0-0	0-0	0-0	0	0	0	0	0	0	0	1
Southern Illinois	Did Not Play										
Miami (OH)	Did Not Play										
MURRAY ST.	0-0	0-0	3-5	1	1	3	0	1	0	0	4
SE LOUISIANA	3-5	2-2	0-0	6	1	8	0	2	0	0	11
MIAMI (FL)	Did Not Play										
@South Alabama	Did Not Play										
@Loyola M'mount	1-1	0-0	1-2	2	3	3	2	0	0	1	10
@TAMU-CC	0-1	0-1	0-0	0	0	0	0	0	0	0	4
MISSOURI	0-0	0-0	0-0	0	0	0	0	0	0	0	2
Lafayette	0-1	0-1	0-0	1	0	0	0	1	1	0	2
@LSU											
GEORGIA											
KENTUCKY											
@Alabama											
MISSISSIPPI											
@Arkansas											
TENNESSEE											
ALABAMA											
@Auburn											
ARKANSAS											
@Mississippi											
@South Carolina											
AUBURN											
@Florida											
@Vanderbilt											
LSU											

SEASON HIGH	KODI AUGUSTUS	CAREER HIGH
8 vs Southeastern Louisiana (12-8-07)	Pts	same
6 vs Southeastern Louisiana (12-8-07)	Rebs	same
2 at Loyola Marymount (12-19-07)	Asts	same
1, 2x (last: vs Lafayette 1-5-08)	Blks	same
1 at Loyola Marymount (12-19-07)	Stls	same
3 vs Southeastern Louisiana (12-8-07)	FGM	same
5 vs Southeastern Louisiana (12-8-07)	FGA	same
2 vs Southeastern Louisiana (12-8-07)	3FGM	same
2, 2x (last: vs Southeastern La. 12-8-07)	3FGA	same
3 vs Murray State (12-1-07)	FTM	same
5 vs Murray State (12-1-07)	FTA	same
11 vs Southeastern Louisiana (12-8-07)	Mins	same

Season/Career 10-Point Games:	0 - 0	Season/Career Double-Doubles:	0 - 0
Season/Career 20-Point Games:	0 - 0	Season/Career Team's Top Scorer:	0 - 0
Season/Career 10-Rebound Games:	0 - 0	Season/Career Team's Top Rebounder:	0 - 0
Season/Career 10-Assist Games:	0 - 0	Season/Career Team's Top Assist Man:	0 - 0

### KODI AUGUSTUS' CAREER STATISTICS

Season	G-GS	Min	FGs	Pct	3FGs	Pct	FTs	Pct	Rebs	Ast	TO	Blk	Stl	Points
2007-08	9-0	50	4-11	.364	2-6	.333	4-7	.571	12-1.3	2	7	2	1	14-1.6
Totals	9-0	50	4-11	.364	2-6	.333	4-7	.571	12-1.3	2	7	2	1	14-1.6



## 45 ELGIN BAILEY 45

6-8 • 265 • FR. • F/C  
NEW ORLEANS, LA (BELAIRE HS)

Frontcourt rookie from the talent-laden Louisiana high school ranks... Skilled, left-handed post player who can step out and hit the 15-foot jumper as well as score down low... Runs the floor well for a big man... Averaging 1.6 points and 2.0 rebounds per game in 12 appearances as a true freshman... Nearly half (11) of his 24 total rebounds for the season are offensive boards... Hitting 39% from the field (7-18 FGs) and only 26% from the line (5-19 FTs) on the year... Has scored in seven of his dozen outings and collected at least one rebound in all but three of his rookie appearances... Tallied a season-high five points (1-5 FGs but 3-4 FTs) and matched his season best with five rebounds (3 off.) in seven minutes at Texas A&M-Corpus Christi... Also pulled down five boards in nine-minute stint at Loyola Marymount the game prior... Totalled 10 rebounds and shot eight free throws combined in the road wins over TAMUCC and LMU... Has since played but nine total minutes without scoring (0-2 FGs & 0-2 FTs) and just two total rebounds in recent wins over Missouri and Lafayette... Played a season-most 14 minutes in home win over Southeastern Louisiana, totalling two points, four rebounds (3 off.), an assist and a steal... Had three points, three boards, a block and a steal in eight minutes vs. Murray State... Tallied four points (2-2 FGs) in eight minutes while adding two rebounds and a steal vs. UT Martin... Split his prep playing career between Belaire and Glen Oaks High Schools in Baton Rouge, but considers New Orleans as his hometown.

### ELGIN BAILEY'S GAME-BY-GAME STATS (2007-08)


Opponent	FG	3FG	FT	Reb	PF	Pts	Ast	TO	BS	Stl	Min
LA. TECH	1-3	0-0	0-2	1	0	2	0	0	0	0	8
CLEMSON	1-2	0-0	0-0	1	2	2	0	0	0	0	3
UT MARTIN	2-2	0-0	0-0	2	1	4	0	2	0	1	8
UC Irvine	0-0	0-0	0-2	0	0	0	0	0	0	0	4
Southern Illinois	0-0	0-0	0-0	1	2	0	0	1	0	0	6
Miami (OH)	Did Not Play										
MURRAY ST.	1-2	0-0	1-3	3	1	3	0	2	1	1	8
SE LOUISIANA	1-2	0-0	0-2	4	0	2	1	1	0	1	14
MIAMI (FL)	Did Not Play										
@South Alabama	0-0	0-0	0-0	0	1	0	0	0	0	0	2
@Loyola M'mount	0-0	0-0	1-4	5	2	1	0	1	0	0	9
@TAMU-CC	1-5	0-0	3-4	5	3	5	0	1	1	0	7
MISSOURI	0-0	0-0	0-0	0	1	0	0	0	0	0	4
Lafayette	0-2	0-0	0-2	2	1	0	0	1	0	0	5
@LSU											
GEORGIA											
KENTUCKY											
@Alabama											
MISSISSIPPI											
@Arkansas											
TENNESSEE											
ALABAMA											
@Auburn											
ARKANSAS											
@Mississippi											
@South Carolina											
AUBURN											
@Florida											
@Vanderbilt											
LSU											

SEASON HIGH	ELGIN BAILEY	CAREER HIGH
5 at A&M-Corpus Christi (12-21-07)	Pts	same
5, 2x (last: at TAMUCC 12-21-07)	Rebs	same
1 vs Southeastern Louisiana (12-8-07)	Asts	same
1, 2x (last: at TAMUCC 12-21-07)	Blks	same
1, 3x (last: vs Southeastern La. 12-8-07)	Stls	same
2 vs UT Martin (11-17-07)	FGM	same
5 at A&M-Corpus Christi (12-21-07)	FGA	same
--	3FGM	same
--	3FGA	same
3 at A&M-Corpus Christi (12-21-07)	FTM	same
4, 2x (last: at TAMUCC 12-21-07)	FTA	same
14 vs Southeastern Louisiana (12-8-07)	Mins	same

Season/Career 10-Point Games:	0 - 0	Season/Career Double-Doubles:	0 - 0
Season/Career 20-Point Games:	0 - 0	Season/Career Team's Top Scorer:	0 - 0
Season/Career 10-Rebound Games:	0 - 0	Season/Career Team's Top Rebounder:	0 - 0
Season/Career 10-Assist Games:	0 - 0	Season/Career Team's Top Assist Man:	0 - 0

### ELGIN BAILEY'S CAREER STATISTICS

Season	G-GS	Min	FGs	Pct	3FGs	Pct	FTs	Pct	Rebs	Ast	TO	Blk	Stl	Points
2007-08	12-0	78	7-18	.389	0-0	.000	5-19	.263	24-2.0	1	9	2	3	19-1.6
Totals	12-0	78	7-18	.389	0-0	.000	5-19	.263	24-2.0	1	9	2	3	19-1.6



## 2 RAVERN JOHNSON 2

6-7 • 175 • FR. • G/F  
LYON, MS (COAHOMA COUNTY HS)

Freshman swingman from the Mississippi high school ranks... Long, athletic performer gives the Bulldogs versatility on the perimeter... Noted as an outstanding three-point marksman with high-arching stroke from outside... Also excels in the transition game... Averaging 3.0 points (13-24 FGs & 3-9 treys) and 0.9 rebounds per game in 10 back-up appearances as a true freshman, though he is averaging 6.8 points on 12-of-16 shooting (75%) overall and 3-of-7 accuracy (43%) from beyond the arc during MSU's current four-game winning streak... Coming off a season-high, 11-point outing (5-6 FGs), along with three rebounds and a block, in season-most 14 minutes vs. Lafayette College in Jackson, Miss... Hit 2-of-3 shots for four points vs. Missouri... Nailed both three-point attempts (after missing first four treys of the season), collected a pair of rebounds and had an assist in eight minutes at Texas A&M-Corpus Christi... Totalled six points (3-5 FGs), season-high three rebounds, two assists and a block in 11 minutes the game prior at Loyola Marymount to begin his recent surge... Had totalled just three points (1-8 FGs & 0-2 treys), one rebound and one assist in 23 total minutes of playing time in six prior outings combined before the Dec. 19 contest at Loyola Marymount... Two-time all-state performer at Coahoma County HS, earning the Mississippi Player of the Year honor by *Gatorade* his senior season and being chosen Mississippi's Mr. Basketball by *The Clarion-Ledger* newspaper as a prep junior... First name is pronounced RAY-vern.

### RAVERN JOHNSON'S GAME-BY-GAME STATS (2007-08)

Opponent	FG	3FG	FT	Reb	PF	Pts	Ast	TO	BS	Stl	Min
LA. TECH	0-2	0-0	0-0	1	1	0	0	0	0	0	4
CLEMSON						Did Not Play					
UT MARTIN	1-3	0-0	0-0	0	0	2	0	0	0	0	6
UC Irvine	0-1	0-0	0-0	0	0	0	0	0	0	0	1
Southern Illinois						Did Not Play					
Miami (OH)						Did Not Play					
MURRAY ST.	0-0	0-0	0-0	0	0	0	0	1	0	0	5
SE LOUISIANA	0-1	0-1	1-2	0	0	1	1	1	0	1	6
MIAMI (FL)						Did Not Play					
@South Alabama	0-1	0-1	0-0	0	0	0	0	0	0	0	1
@Loyola M'mount	3-5	0-2	0-1	3	1	6	2	0	1	0	11
@TAMU-CC	2-2	2-2	0-0	2	0	6	1	0	0	0	8
MISSOURI	2-3	0-1	0-0	0	0	4	0	2	0	0	7
Lafayette	5-6	1-2	0-0	3	2	11	0	1	1	0	14
@LSU											
GEORGIA											
KENTUCKY											
@Alabama											
MISSISSIPPI											
@Arkansas											
TENNESSEE											
ALABAMA											
@Auburn											
ARKANSAS											
@Mississippi											
@South Carolina											
AUBURN											
@Florida											
@Vanderbilt											
LSU											

SEASON HIGH	RAVERN JOHNSON	CAREER HIGH
11 vs Lafayette (1-5-08)	Pts	same
3, 2x (last: vs Lafayette 1-5-08)	Rebs	same
2 at Loyola Marymount (12-19-07)	Asts	same
1, 2x (last: vs Lafayette 1-5-08)	Blks	same
1 vs Southeastern Louisiana (12-8-07)	Stls	same
5 vs Lafayette (1-5-08)	FGM	same
6 vs Lafayette (1-5-08)	FGA	same
2 at A&M-Corpus Christi (12-21-07)	3FGM	same
2, 3x (last: vs Lafayette 1-5-08)	3FGA	same
1 vs Southeastern Louisiana (12-8-07)	FTM	same
2 vs Southeastern Louisiana (12-8-07)	FTA	same
14 vs Lafayette (1-5-08)	Mins	same

Season/Career 10-Point Games:	1 - 1	Season/Career Double-Doubles:	0 - 0
Season/Career 20-Point Games:	0 - 0	Season/Career Team's Top Scorer:	0 - 0
Season/Career 10-Rebound Games:	0 - 0	Season/Career Team's Top Rebounder:	0 - 0
Season/Career 10-Assist Games:	0 - 0	Season/Career Team's Top Assist Man:	0 - 0

### RAVERN JOHNSON'S CAREER STATISTICS

Season	G-GS	Min	FGs	Pct	3FGs	Pct	FTs	Pct	Rebs	Ast	TO	Blk	Stl	Points
2007-08	10-0	63	13-24	.542	3-9	.333	1-3	.333	9-0.9	4	5	2	1	30-3.0
Totals	10-0	63	13-24	.542	3-9	.333	1-3	.333	9-0.9	4	5	2	1	30-3.0



## 3 BILLY BEGLEY 3

6-1 • 190 • SR. • G  
HENDERSON, KY (NOTRE DAME PREP)

### BILLY BEGLEY'S GAME-BY-GAME STATS (2007-08)

Opponent	FG	3FG	FT	Reb	PF	Pts	Ast	TO	BS	Stl	Min
LA. TECH	0-1	0-0	0-0	0	0	0	0	0	0	0	1
CLEMSON						Did Not Play					
UT MARTIN	0-0	0-0	0-0	1	1	0	0	0	0	0	2
UC Irvine						Did Not Play					
Southern Illinois						Did Not Play					
Miami (OH)						Did Not Play					
MURRAY ST.	0-0	0-0	0-0	0	0	0	0	1	0	0	1
SE LOUISIANA	0-0	0-0	0-0	0	0	0	0	0	0	0	1
MIAMI (FL)						Did Not Play					
@South Alabama						Did Not Play					
@Loyola M'mount						Did Not Play					
@TAMU-CC						Did Not Play					
MISSOURI						Did Not Play					
Lafayette	0-0	0-0	0-0	0	0	0	0	0	0	0	2
@LSU											
GEORGIA											
KENTUCKY											
@Alabama											
MISSISSIPPI											
@Arkansas											
TENNESSEE											
ALABAMA											
@Auburn											
ARKANSAS											
@Mississippi											
@South Carolina											
AUBURN											
@Florida											
@Vanderbilt											
LSU											

SEASON HIGH	BILLY BEGLEY	CAREER HIGH
--	Pts	5 vs Jacksonville State (12-22-04)
1 vs UT Martin (11-17-07)	Rebs	2 vs McNeese State (12-1-03)
--	Asts	1, 3x (last: vs Alabama 3-4-07)
--	Blks	--
--	Stls	--
--	FGM	1, 5x (last: vs South Alabama 12-9-06)
1 vs Louisiana Tech (11-10-07)	FGA	3, 2x (last: vs. Miss. Valley St. 3-13-07)
--	3FGM	1, 2x (last: vs Jacksonville St. 12-22-04)
--	3FGA	3 vs McNeese State (12-16-06)
--	FTM	2 vs Jacksonville State (12-22-04)
--	FTA	2, 2x (last: vs Jacksonville St. 12-22-04)
2, 2x (last: vs Lafayette 1-5-08)	Mins	3, 3x (last: vs. Miss. Valley St. 3-13-07)

Season/Career 10-Point Games:	0 - 0	Season/Career Double-Doubles:	0 - 0
Season/Career 20-Point Games:	0 - 0	Season/Career Team's Top Scorer:	0 - 0
Season/Career 10-Rebound Games:	0 - 0	Season/Career Team's Top Rebounder:	0 - 0
Season/Career 10-Assist Games:	0 - 0	Season/Career Team's Top Assist Man:	0 - 0

### BILLY BEGLEY'S CAREER STATISTICS

Season	G-GS	Min	FGs	Pct	3FGs	Pct	FTs	Pct	Rebs	Ast	TO	Blk	Stl	Points
2003-04	5-0	6	1-2	.500	0-1	.000	0-2	.000	3-0.6	0	2	0	0	2-0.4
2004-05	12-0	18	3-5	.600	2-3	.667	2-2	1.000	2-0.2	1	0	0	0	10-0.8
2006-07	12-0	21	1-14	.071	0-11	.000	0-0	.000	1-0.1	2	2	0	0	2-0.2
2007-08	5-0	7	0-1	.000	0-0	.000	0-0	.000	1-0.2	0	1	0	0	0-0.0
Totals	34-0	50	5-22	.227	2-15	.133	2-4	.500	7-0.2	3	5	0	0	14-0.4



**33 BRANDON BOLEN 33**  
**6-3 • 195 • FR. • G**  
**MADISON, MS (MADISON-RIDGELAND AC.)**



**14 ROD BRYANT 14**  
**6-1 • 165 • FR. • G**  
**BIRMINGHAM, AL (G.W. CARVER HS)**

**BRANDON BOLEN'S GAME-BY-GAME STATS (2007-08)**

Opponent	FG	3FG	FT	Reb	PF	Pts	Ast	TO	BS	Stl	Min
LA. TECH	0-0	0-0	0-0	1	0	0	0	0	0	0	1
CLEMSON				Did Not Play							
UT MARTIN	0-0	0-0	0-0	0	1	0	0	1	0	0	1
UC Irvine				Did Not Play							
Southern Illinois				Did Not Play							
Miami (OH)				Did Not Play							
MURRAY ST.	0-1	0-0	0-0	0	0	0	0	0	0	0	1
SE LOUISIANA	0-0	0-0	0-0	0	0	0	0	1	0	0	1
MIAMI (FL)				Did Not Play							
@South Alabama				Did Not Play							
@Loyola M'mount	0-0	0-0	0-0	0	0	0	0	0	0	0	1
@TAMU-CC	0-0	0-0	1-2	1	0	1	0	0	0	0	2
MISSOURI				Did Not Play							
Lafayette	0-1	0-1	0-0	0	0	0	0	1	0	0	3
@LSU											
GEORGIA											
KENTUCKY											
@Alabama											
MISSISSIPPI											
@Arkansas											
TENNESSEE											
ALABAMA											
@Auburn											
ARKANSAS											
@Mississippi											
@South Carolina											
AUBURN											
@Florida											
@Vanderbilt											
LSU											

**ROD BRYANT'S GAME-BY-GAME STATS (2007-08)**

Opponent	FG	3FG	FT	Reb	PF	Pts	Ast	TO	BS	Stl	Min
LA. TECH	0-0	0-0	0-0	0	0	0	0	0	0	0	1
CLEMSON				Did Not Play							
UT MARTIN	1-1	0-0	0-1	1	0	2	0	1	0	0	1
UC Irvine				Did Not Play							
Southern Illinois				Did Not Play							
Miami (OH)				Did Not Play							
MURRAY ST.	0-0	0-0	0-0	0	0	0	0	0	0	0	1
SE LOUISIANA	1-1	0-0	0-0	0	0	2	0	0	0	0	1
MIAMI (FL)				Did Not Play							
@South Alabama				Did Not Play							
@Loyola M'mount				Did Not Play							
@TAMU-CC				Did Not Play							
MISSOURI				Did Not Play							
Lafayette				Did Not Play							
@LSU											
GEORGIA											
KENTUCKY											
@Alabama											
MISSISSIPPI											
@Arkansas											
TENNESSEE											
ALABAMA											
@Auburn											
ARKANSAS											
@Mississippi											
@South Carolina											
AUBURN											
@Florida											
@Vanderbilt											
LSU											

SEASON HIGH	BRANDON BOLEN	CAREER HIGH
1 at A&M-Corpus Christi (12-21-07)	Pts	same
1, 2x (last: at TAMUCC 12-21-07)	Rebs	same
--	Asts	same
--	Blks	same
--	Stls	same
--	FGM	same
1, 2x (last: vs Lafayette 1-5-08)	FGA	same
--	3FGM	same
1 vs Lafayette (1-5-08)	3FGA	same
1 at A&M-Corpus Christi (12-21-07)	FTM	same
2 at A&M-Corpus Christi (12-21-07)	FTA	same
3 vs Lafayette (1-5-08)	Mins	same

SEASON HIGH	ROD BRYANT	CAREER HIGH
2, 2x (last: vs Southeastern La. 12-8-07)	Pts	same
1 vs UT Martin (11-17-07)	Rebs	same
--	Asts	same
--	Blks	same
--	Stls	same
1, 2x (last: vs Southeastern La. 12-8-07)	FGM	same
1, 2x (last: vs Southeastern La. 12-8-07)	FGA	same
--	3FGM	same
--	3FGA	same
--	FTM	same
1 vs UT Martin (11-17-07)	FTA	same
1, 4x (last: vs Southeastern La. 12-8-07)	Mins	same

Season/Career 10-Point Games:	0 - 0	Season/Career Double-Doubles:	0 - 0
Season/Career 20-Point Games:	0 - 0	Season/Career Team's Top Scorer:	0 - 0
Season/Career 10-Rebound Games:	0 - 0	Season/Career Team's Top Rebounder:	0 - 0
Season/Career 10-Assist Games:	0 - 0	Season/Career Team's Top Assist Man:	0 - 0

Season/Career 10-Point Games:	0 - 0	Season/Career Double-Doubles:	0 - 0
Season/Career 20-Point Games:	0 - 0	Season/Career Team's Top Scorer:	0 - 0
Season/Career 10-Rebound Games:	0 - 0	Season/Career Team's Top Rebounder:	0 - 0
Season/Career 10-Assist Games:	0 - 0	Season/Career Team's Top Assist Man:	0 - 0

**BRANDON BOLEN'S CAREER STATISTICS**

Season	G-GS	Min	FGs	Pct	3FGs	Pct	FTs	Pct	Rebs	Ast	TO	Blk	Stl	Points
2007-08	7-0	10	0-2	.000	0-1	.000	1-2	.500	2-0.3	0	3	0	0	1-0.1
Totals	7-0	10	0-2	.000	0-1	.000	1-2	.500	2-0.3	0	3	0	0	1-0.1

**ROD BRYANT'S CAREER STATISTICS**

Season	G-GS	Min	FGs	Pct	3FGs	Pct	FTs	Pct	Rebs	Ast	TO	Blk	Stl	Points
2007-08	4-0	4	2-2	1.000	0-0	.000	0-1	.000	1-0.3	0	1	0	0	4-1.0
Totals	4-0	4	2-2	1.000	0-0	.000	0-1	.000	1-0.3	0	1	0	0	4-1.0





**10      JOSEPH IUPE      10**  
**6-1 • 160 • So. • G**  
**MADISON, MS (MADISON CENTRAL HS)**

**JOSEPH IUPE'S GAME-BY-GAME STATS (2007-08)**

Opponent	FG	3FG	FT	Reb	PF	Pts	Ast	TO	BS	Stl	Min
LA. TECH	0-0	0-0	0-0	0	0	0	0	0	0	0	1
CLEMSON				Did Not Play							
UT MARTIN	0-0	0-0	0-0	0	0	0	0	0	0	0	1
UC Irvine				Did Not Play							
Southern Illinois				Did Not Play							
Miami (OH)				Did Not Play							
MURRAY ST.	0-0	0-0	0-0	0	0	0	0	0	0	0	1
SE LOUISIANA	0-0	0-0	0-0	1	0	0	0	0	0	0	1
MIAMI (FL)				Did Not Play							
@South Alabama				Did Not Play							
@Loyola M'mount	0-0	0-0	0-0	0	0	0	0	0	0	0	1
@TAMU-CC	0-0	0-0	0-0	0	0	0	0	0	0	0	1
MISSOURI				Did Not Play							
Lafayette	0-0	0-0	0-0	1	0	0	0	1	0	0	2
@LSU											
GEORGIA											
KENTUCKY											
@Alabama											
MISSISSIPPI											
@Arkansas											
TENNESSEE											
ALABAMA											
@Auburn											
ARKANSAS											
@Mississippi											
@South Carolina											
AUBURN											
@Florida											
@Vanderbilt											
LSU											

SEASON HIGH	JOSEPH IUPE	CAREER HIGH
--	Pts	2, 2x (last: vs Bradley 3-17-07)
1, 2x (last: vs Lafayette 1-5-08)	Rebs	1, 5x (last: vs Lafayette 1-5-08)
--	Asts	2 vs Nicholls (11-11-06)
--	Blks	--
--	Stls	--
--	FGM	1, 2x (last: vs Bradley 3-17-07)
--	FGA	2 vs TAMUCC (12-2-06)
--	3FGM	--
--	3FGA	1, 4x (last: vs Vanderbilt 2-21-07)
--	FTM	1 vs Loyola Marymount (11-13-06)
--	FTA	2, 2x (last: vs New Orleans 12-21-06)
2 vs Lafayette (1-5-08)	Mins	2, 5x (last: vs Lafayette 1-5-08)

Season/Career 10-Point Games:	0 - 0	Season/Career Double-Doubles:	0 - 0
Season/Career 20-Point Games:	0 - 0	Season/Career Team's Top Scorer:	0 - 0
Season/Career 10-Rebound Games:	0 - 0	Season/Career Team's Top Rebounder:	0 - 0
Season/Career 10-Assist Games:	0 - 0	Season/Career Team's Top Assist Man:	0 - 0

**JOSEPH IUPE'S CAREER STATISTICS**

Season	G-GS	Min	FGs	Pct	3FGs	Pct	FTs	Pct	Rebs	Ast	TO	Blk	Stl	Points
2006-07	15-0	19	2-7	.286	0-4	.000	1-4	.250	3-0.2	2	2	0	0	5-0.3
2007-08	7-0	8	0-0	.000	0-0	.000	0-0	.000	2-0.3	0	1	0	0	0-0.0
Totals	22-0	27	2-7	.286	0-4	.000	1-4	.250	5-0.2	2	3	0	0	5-0.2

**Mississippi State Men's Basketball**  
**Mississippi State Combined Team Statistics (as of Jan 05, 2008)**  
**All games**

<b>RECORD:</b>	<b>OVERALL</b>	<b>HOME</b>	<b>AWAY</b>	<b>NEUTRAL</b>
<b>ALL GAMES.....</b>	<b>(9-5)</b>	<b>(5-2)</b>	<b>(2-1)</b>	<b>(2-2)</b>
<b>CONFERENCE.....</b>	<b>(0-0)</b>	<b>(0-0)</b>	<b>(0-0)</b>	<b>(0-0)</b>
<b>NON-CONFERENCE.....</b>	<b>(9-5)</b>	<b>(5-2)</b>	<b>(2-1)</b>	<b>(2-2)</b>

##	Player	GP-GS	Min--Avg	---TOTAL---		---3-PTS---		FT-FTA	Pct	---REBOUNDS---				PF	FO	A	TO	Blk	Stl	Pts	Avg
				FG-FGA	Pct	3FG-FGA	Pct			Off	Def	Tot	Avg								
44	Gordon, Jamont.....	14-14	451 32.2	86-200	.430	21-68	.309	52-73	.712	23	67	90	6.4	30	0	64	53	9	17	245	17.5
23	Rhodes, Charles....	12-11	339 28.3	78-141	.553	0-2	.000	31-51	.608	36	52	88	7.3	36	2	12	29	16	11	187	15.6
22	Stewart, Barry.....	14-14	473 33.8	58-132	.439	27-72	.375	28-38	.737	16	47	63	4.5	28	1	46	36	2	19	171	12.2
11	Hansbrough, Ben....	14-14	433 30.9	45-110	.409	28-80	.350	25-31	.806	10	44	54	3.9	28	1	39	20	1	17	143	10.2
32	Varnado, Jarvis....	14-14	364 26.0	40-66	.606	0-1	.000	13-32	.406	39	73	112	8.0	40	3	7	18	66	7	93	6.6
25	Turner, Phil.....	14-3	234 16.7	25-66	.379	12-37	.324	13-22	.591	12	29	41	2.9	23	1	14	13	4	18	75	5.4
21	Johnson, Brian.....	13-0	171 13.2	18-28	.643	0-2	.000	8-11	.727	20	21	41	3.2	23	0	2	18	7	8	44	3.4
02	Johnson, Ravern....	10-0	63 6.3	13-24	.542	3-9	.333	1-3	.333	2	7	9	0.9	4	0	4	5	2	1	30	3.0
15	Benock, Riley.....	13-0	115 8.8	8-25	.320	7-21	.333	2-4	.500	1	13	14	1.1	8	0	12	4	1	4	25	1.9
45	Bailey, Elgin.....	12-0	78 6.5	7-18	.389	0-0	.000	5-19	.263	11	13	24	2.0	14	0	1	9	2	3	19	1.6
24	Augustus, Kodi.....	9-0	50 5.6	4-11	.364	2-6	.333	4-7	.571	3	9	12	1.3	8	0	2	7	2	1	14	1.6
14	Bryant, Rod.....	4-0	4 1.0	2-2	1.000	0-0	.000	0-1	.000	0	1	1	0.3	0	0	0	1	0	0	4	1.0
33	Bolen, Brandon.....	7-0	10 1.4	0-2	.000	0-1	.000	1-2	.500	1	1	2	0.3	1	0	0	3	0	0	1	0.1
03	Begley, Billy.....	5-0	7 1.4	0-1	.000	0-0	.000	0-0	.000	0	1	1	0.2	1	0	0	1	0	0	0	0.0
10	Iupe, Joseph.....	7-0	8 1.1	0-0	.000	0-0	.000	0-0	.000	1	1	2	0.3	0	0	0	1	0	0	0	0.0
TEAM.....											18	21	39	2.8	0		7				
-----																					
Total.....		14	2800	384-826	.465	100-299	.334	183-294	.622	193	400	593	42.4	244	8	203	225	112	106	1051	75.1
Opponents.....		14	2800	314-842	.373	91-277	.329	170-251	.677	178	311	489	34.9	272	-	167	210	37	101	889	63.5

TEAM STATISTICS	MS	OPP	DATE	OPPONENT	W/L	SCORE	ATTEND
-----							-----
SCORING.....	1051	889	11-10-07	LOUISIANA TECH	W	75-45	10153
Points per game.....	75.1	63.5	11-15-07	CLEMSON	L	82-84	9950
Scoring margin.....	+11.6	-	11-17-07	UT MARTIN	W	86-70	9950
FIELD GOALS-ATT.....	384-826	314-842	#11-22-07	vs UC Irvine	W	68-53	1387
Field goal pct.....	.465	.373	#11-23-07	vs Southern Illinois	L	49-63	1447
3 POINT FG-ATT.....	100-299	91-277	#11-25-07	vs Miami (OH)	L	60-67	2447
3-point FG pct.....	.334	.329	12-01-07	MURRAY STATE	W	78-61	7787
3-pt FG made per game..	7.1	6.5	12-08-07	SOUTHEASTERN LOUISIANA	W	84-59	7719
FREE THROWS-ATT.....	183-294	170-251	12-13-07	MIAMI (FL)	L	58-64	7912
Free throw pct.....	.622	.677	+12-15-07	at South Alabama	L	67-71	6731
REBOUNDS.....	593	489	12-19-07	at Loyola Marymount	W	85-54	1005
Rebounds per game.....	42.4	34.9	12-21-07	at Texas A&M-Corpus Christi	W	95-70	2051
Rebounding margin.....	+7.4	-	12-30-07	MISSOURI	W	87-75	8249
ASSISTS.....	203	167	^01-05-08	vs Lafayette	W	77-53	3044
Assists per game.....	14.5	11.9					
TURNOVERS.....	225	210	# - Anaheim Classic (Anaheim, Calif.)				
Turnovers per game.....	16.1	15.0	+ - Coors Classic (Mobile, Ala.)				
Turnover margin.....	-1.1	-					
Assist/turnover ratio..	0.9	0.8					
STEALS.....	106	101					
Steals per game.....	7.6	7.2					
BLOCKS.....	112	37					
Blocks per game.....	8.0	2.6					
WINNING STREAK.....	4	-					
Home win streak.....	1	-					
ATTENDANCE.....	61720	18112					
Home games-Avg/Game....	7-8817	3-3262					
Neutral site-Avg/Game..	-	4-2081					

SCORE BY PERIODS:	1st	2nd	Total
-----			
Mississippi State.....	505	546	- 1051
Opponents.....	411	478	- 889

# 2007-08 MISSISSIPPI STATE BASKETBALL RESULTS (9-5, 0-0 SEC)

<u>Date (TV)</u>	<u>Opponent (MSU Rank/Opp Rank)</u>	<u>Score</u>	<u>+/-</u>	<u>W</u>	<u>L</u>	<u>Overall Record</u>	<u>SEC Record</u>	<u>Attend</u>	<u>Leading Scorer</u>	<u>Leading Rebounder</u>
11-10	LOUISIANA TECH (NR/NR)	75-45	+30	W		1-0		10,153	Gordon - 21	Stewart - 11
11-15 (FSN/SUN)	CLEMSON (NR/NR)	82-84	-2		L	1-1		9,950	Gordon - 23	Varnado, Gordon - 12
11-17	UT MARTIN (NR/NR)	86-70	+16	W		2-1		9,950	Hansbrough - 20	Varnado - 16
11-22 (ESPNU)	#UC Irvine (NR/NR)	68-53	+15	W		3-1		1,387	Stewart - 18	Rhodes - 11
11-23 (ESPN2)	#Southern Illinois (NR/#18)	49-63	-14		L	3-2		1,447	Gordon - 20	Varnado - 7
11-25 (ESPN2)	#Miami [OH] (NR/NR)	60-67	-7		L	3-3		2,447	Rhodes - 25	Rhodes - 10
12-1	MURRAY STATE (NR/NR)	78-61	+17	W		4-3		7,787	Rhodes - 22	Varnado - 7
12-8 (CSS)	SOUTHEASTERN LOUISIANA (NR/NR)	84-59	+25	W		5-3		7,719	Gordon - 25	Rhodes, Gordon - 7
12-13 (FSN/SUN)	MIAMI [FL] (NR/NR)	58-64	-6		L	5-4		7,912	Gordon, Stewart - 18	Gordon - 9
12-15 (CSS)	*at South Alabama (NR/NR)	67-71	-4		L	5-5		6,731	Turner - 17	Gordon - 13
12-19	at Loyola Marymount	85-54	+31	W		6-5		1,005	Gordon - 25	Rhodes - 10
12-21 (CSS)	at Texas A&M-Corpus Christi (NR/NR)	95-70	+25	W		7-5		2,051	Rhodes - 26	Rhodes - 10
12-30 (SS)	MISSOURI (NR/NR)	87-75	+12	W		8-5		8,249	Stewart - 24	Turner - 10
1-8	*Lafayette (NR/NR)	77-53	+24	W		9-5		3,044	Hansbrough - 17	Varnado - 12

# - Anaheim Classic (Anaheim, CA); \* - Coors Classic (Mobile, AL); ^ - at Jackson, Miss. (Mississippi Coliseum)

## MISCELLANEOUS MSU INDIVIDUAL STATISTICS

Games Scoring in Double Figures: Gordon 13, Rhodes 11, Stewart 8, Hansbrough 7, Turner 3, Varnado 2, B. Johnson 1, Benock 1, R. Johnson 1.

Games Scoring 20+ Points: Gordon 6, Rhodes 3, Stewart 1, Hansbrough 1.

Games Scoring 30+ Points: --

Games Rebounding in Double Figures: Rhodes 4, Varnado 4, Gordon 2, Stewart 1, Turner 1.

Games with Double Figures in Assists: --

Games with Double Figures in Points & Rebounds/Assists: Rhodes 4, Gordon 1, Varnado 1, Stewart 1, Turner 1.

Games as Team's High Scorer (or co-leader): Gordon 6, Rhodes 3, Stewart 3, Hansbrough 2, Turner 1.

Games as Team's High Rebounder (or co-leader): Rhodes 5, Varnado 5, Gordon 4, Stewart 1, Turner 1.

Games as Team's Leader in Assists (or co-leader): Gordon 11, Hansbrough 4, Stewart 4.

## MISSISSIPPI STATE'S RECORD WHEN...

MSU leads at halftime	9-2
MSU trails at halftime	0-3
MSU is tied at halftime	0-0
MSU shoots 45% or better from field	6-0
MSU shoots less than 45% from field	3-5
MSU opponent shoots less than 45% from field	9-3
MSU opponent shoots 45% or better from field	0-2
MSU outrebounds (or ties) the opponent	8-4
MSU is outrebounded by the opponent	1-1
MSU commits fewer turnovers than opponent	5-1
MSU commits more turnovers than opponent	4-4
MSU commits same number of turnovers as opponent	0-0
MSU wins the opening tip-off	7-2
MSU loses the opening tip-off	2-3
MSU holds opponent to 65 points or less	6-2
MSU is involved in games decided by 5 points or less	0-2

## MSU'S RECORD BY STARTING LINEUP

Gordon, Hansbrough, Rhodes, Stewart, Varnado	7-4
Gordon, Hansbrough, Stewart, Turner, Varnado	2-1

## MISCELLANEOUS MSU WIN-LOSS RECORDS

All Games	9-5
Home Games	5-2
Road Games	2-1
Neutral-site Games	2-2
Non-SEC Games	9-5
Non-SEC Home Games	5-2
Non-SEC Road Games	2-1
Non-SEC Neutral Games	2-2
SEC Regular Season	0-0
SEC Home Games	0-0
SEC Road Games	0-0
SEC Western Division	0-0
SEC Eastern Division	0-0
SEC Tournament Games	0-0
In-season Tournament Games	1-2
November Games	3-3
December Games	5-2
January Games	1-0
February Games	0-0
March Games	0-0
Monday Games	0-0
Tuesday Games	0-0
Wednesday Games	1-0
Thursday Games	1-2
Friday Games	1-1
Saturday Games	5-1
Sunday Games	1-1
Overtime Games	0-0
Television Games	4-5
vs. Ranked Opponents	0-1

Largest Lead Surrendered in Loss:  
13 at South Alabama (57-44)

Largest Halftime Lead Surrendered in Loss:  
2 at South Alabama (32-30)

Largest Deficit Overcome in Win:  
6 vs Missouri (20-14) & at Texas A&M-Corpus Christi (15-9)

Largest Halftime Deficit Overcome in Win:  
--

Largest Lead At Any Time:  
36 vs Louisiana Tech (75-39)

Largest Deficit At Any Time:  
17 vs Southern Illinois (61-44)

Largest Lead Surrendered in Loss:	--
Largest Halftime Lead Surrendered in Loss:	--
Largest Deficit Overcome in Win:	--
Largest Halftime Deficit Overcome in Win:	--
Largest Lead At Any Time:	--
Largest Deficit At Any Time:	--

Charles Rhodes	29
Jarvis Varnado	14
Brian Johnson	7
Jamont Gordon	5
Ravern Johnson	3
Barry Stewart	2
Phil Turner	1
<b>TEAM TOTAL</b>	<b>61</b>

TEAM TOTAL ..... 0

Jamont Gordon	3
Barry Stewart	2
Brian Johnson	1
Elgin Bailey	1
<i>TEAM TOTAL</i>	<i>7</i>

TEAM TOTAL ..... 0

All games\*: 79,832 in 14 games -- 5,702 per game  
Home games\*: 61,720 in 7 games -- 8,817 per game  
Away games: 9,787 in 3 games -- 3,262 per game  
Neutral-site games: 8,325 in 4 games -- 2,081 per game  
\* - Home attendance based on total tickets sold/distributed

All games\*: --  
Home games\*: --  
Away games: --  
Neutral-site games: --  
\* - Home attendance based on total tickets sold/distributed

Diff.	1	2	3	4	5	6	7	8	9	10	11	12	13	14	15	16	17	18	19	20	21+
Won												1				1	1	1			5
Lost		1		1		1	1								1						

[illegible]

# 2007-08 MISSISSIPPI STATE BASKETBALL SUPERLATIVES

## TEAM SUPERLATIVES

	<i>MSU High</i>	<i>MSU Low</i>	<i>Opponent High</i>	<i>Opponent Low</i>
Points Scored	.95 vs Texas A&M-Corpus Christi	49 vs Southern Illinois	84 by Clemson	45 by Louisiana Tech
Points, 1st Half	.51 vs Texas A&M-Corpus Christi	24 vs Miami [OH]	40 by Texas A&M-Corpus Christi	14 by Louisiana Tech
Points, 2nd Half	.50 vs Clemson	21 vs Southern Illinois	45 by Clemson	19 by UC Irvine
Scoring Margin	..+31 vs Loyola Marymount (85-54)	-14 vs Southern Illinois (49-63)	+14 by Southern Illinois (63-49)	-31 by Loyola Marymount (54-85)
FG Made	.34 vs Loyola Marymount	18 vs Southern Illinois	27 by Missouri & Murray State	17 by Louisiana Tech
FG Attempted	.71 vs Louisiana Tech	42 vs Southern Illinois	78 by UT Martin	45 by Southern Illinois
FG Percentage	.58.6 vs LMU (34-58)	37.7 vs USA & UM [FL] (23-61)	49.1 by South Alabama (26-53)	26.4 by Lafayette (19-72)
3-pt FG Made	.10 vs UT Martin	3 vs Miami [OH]	11 by TAMUCC & UT Martin	1 by Southeastern Louisiana
3-pt FG Attempted	.30 vs South Alabama	15 vs Murray State	36 by UT Martin	11 by Southeastern Louisiana
3-pt FG Percentage	.56.3 vs A&M-Corpus Christi (9-16)	18.8 vs Miami [OH] (3-16)	58.8 by South Alabama (10-17)	9.1 by Southeastern Louisiana (1-11)
FT Made	.22 vs Texas A&M-Corpus Christi	6 vs Miami [FL] & SIU	28 by Clemson	3 by Murray State
FT Attempted	.32 vs Texas A&M-Corpus Christi	9 vs Southern Illinois	38 by Clemson	4 by Murray State
FT Percentage	.78.3 vs Murray State (18-23)	30.8 vs LMU (8-26)	94.4 by Southern Illinois (17-18)	42.9 by South Alabama (9-21)
Rebounds	.51 vs Clemson	29 vs Southern Illinois	52 by Louisiana Tech	24 by Southeastern La. & SIU
Off. Rebounds	.21 vs Clemson	9 vs Miami [FL] & SIU	21 by Lafayette & Clemson	6 by Southeastern La. & SIU
Def. Rebounds	.38 vs UT Martin	20 vs Southern Illinois	37 by Louisiana Tech	16 by TAMUCC & Murray State
Rebound Margin	..+15 vs TAMUCC & SLU	-6 vs Louisiana Tech (46-52)	+6 by Louisiana Tech (52-46)	-15 by TAMUCC & SLU
Assists	.25 vs Loyola Marymount	10 vs four teams	19 by Missouri	7 by Southeastern La. & La. Tech
Turnovers	.25 vs UT Martin	4 vs Louisiana Tech	23 by Loyola Marymount	7 by Miami [OH]
Blocked Shots	.12 vs LMU & Miami [FL]	3 vs Southern Illinois	6 by TAMUCC & Miami [FL]	0 by Loyola Marymount
Steals	.14 vs Loyola Marymount	4 vs Miami [FL] & Miami [OH]	13 by Loyola Marymount	0 by Texas A&M-Corpus Christi
Personal Fouls	.28 vs Clemson	10 vs Murray State	29 by Missouri	12 by Miami [FL]
Dunks	.7 vs UT Martin	1 vs UC Irvine		

## INDIVIDUAL SUPERLATIVES

	<i>MSU Player High</i>	<i>Opponent Player High</i>
Points Scored	.26 by Charles Rhodes vs Texas A&M-Corpus Christi	39 by Demetric Bennett (South Alabama)
Field Goals Made	.11 by Charles Rhodes vs Miami [OH]	14 by Demetric Bennett (South Alabama)
Field Goals Attempted	.19 by Jamont Gordon vs Lafayette & Miami [FL]	23 by Marquis Weddle (UT Martin)
Field Goal Pct. (min 10 FGA)	.73.3 by Charles Rhodes vs Miami [OH] (11-15)	82.4 by Demetric Bennett (South Alabama; 14-17)
3-Point Field Goals Made	.5 by Barry Stewart vs Miami [FL]; 5 by Jamont Gordon vs Loyola Marymount; 5 by Ben Hansbrough vs Lafayette	6 by Demetric Bennett (South Alabama); 6 by Matt Lawrence (Missouri)
3-Point Field Goals Attempted	.10 by Ben Hansbrough vs South Alabama	12 by Lester Hudson (UT Martin)
3-Point Field Goal Pct. (min 5 FGA)	.71.4 by Jamont Gordon vs Loyola Marymount (5-7)	100.0 by Demetric Bennett (South Alabama; 6-6)
Free Throws Made	.8 by Jamont Gordon vs Southeastern Louisiana	9 by Randal Falker (Southern Illinois); 9 by Michael Bramos (Miami [OH])
Free Throws Attempted	.10 by Jamont Gordon vs Southeastern La. & Clemson	11 by Michael Bramos (Miami [OH])
Free Throw Pct. (min 8 FTA)	.80.0 by Jamont Gordon vs Southeastern La. (8-10)	100.0 by Demontez Stitt (Clemson; 8-8)
Rebounds	.16 by Jarvis Varnado vs UT Martin	15 by Kyle Gibson (Louisiana Tech)
Offensive Rebounds	.6 by Jarvis Varnado vs Clemson	6 by James Mays (Clemson); 6 by Justin Reynolds (Texas A&M-Corpus Christi)
Defensive Rebounds	.13 by Jarvis Varnado vs UT Martin	13 by Kyle Gibson (Louisiana Tech)
Assists	.7 by Jamont Gordon vs Lafayette & Loyola M'mount; 7 by Ben Hansbrough vs Loyola Marymount; 7 by Barry Stewart vs Missouri	10 by Tyler Dierkers (Miami [OH])
Turnovers	.6 by Jamont Gordon vs three teams	5 by Gerald Robinson (UT Martin); 5 by Demontez Stitt (Clemson); 5 by Warrell Span & Kevyn Green (Southeastern La.); 5 by Terron Sutton (Loyola Marymount); 5 by Matt Betley & Ted Detmer (Lafayette)
Blocked Shots	.10 by Jarvis Varnado vs Miami [FL]	4 by Jimmy Graham (Miami [FL])
Steals	.4 by Barry Stewart vs Murray State	6 by Bryan Mullins (Southern Illinois)

# 2007-08 MISSISSIPPI STATE GAME-BY-GAME TEAM STATISTICS

<u>Opponent</u>	<u>Score</u>	<u>1H/2H/OT</u>	<u>FGM-FGA</u>	<u>Pct</u>	<u>3GM-3GA</u>	<u>Pct</u>	<u>FTM-FTA</u>	<u>Pct</u>	<u>OR-DR-TR</u>	<u>PF-D</u>	<u>A</u>	<u>TO</u>	<u>BS</u>	<u>ST</u>
Louisiana Tech	45	14/31	17-62	.274	6-20	.300	5-10	.500	15-37-52	18-0	7	22	3	3
@Mississippi State	75	30/45	27-71	.380	8-25	.320	13-20	.650	12-34-46	13-0	13	4	10	6
Clemson	84	39/45	24-70	.343	8-21	.381	28-38	.737	21-21-42	22-0	14	13	3	9
@Mississippi State	82	32/50	28-64	.438	7-24	.292	19-31	.613	21-30-51	28-2	10	19	10	5
UT Martin	70	30/40	25-78	.321	11-36	.306	9-14	.643	19-19-38	21-0	11	14	1	9
@Mississippi State	86	41/45	33-60	.550	10-22	.455	10-16	.625	12-38-50	14-0	21	25	9	6
Mississippi State#	68	41/27	24-55	.436	7-18	.389	13-20	.650	12-31-43	17-0	13	17	5	6
UC Irvine	53	34/19	19-54	.352	3-17	.176	12-18	.667	9-22-31	21-0	11	13	1	7
Mississippi State#	49	28/21	18-42	.429	7-20	.350	6-9	.667	9-20-29	18-1	11	21	3	5
Southern Illinois	63	32/31	20-45	.444	6-17	.353	17-18	.944	6-18-24	17-0	15	12	2	9
Mississippi State#	60	24/36	24-54	.444	3-16	.188	9-13	.692	13-23-36	18-0	10	15	8	4
Miami [OH]	67	29/38	24-52	.462	5-12	.417	14-23	.609	9-20-29	15-1	18	7	1	5
Murray State	61	24/37	27-62	.435	4-15	.267	3-4	.750	13-16-29	18-0	9	15	4	9
@Mississippi State	78	39/39	28-54	.519	4-15	.267	18-23	.783	14-22-36	10-0	13	14	7	11
Southeastern Louisiana	59	27/32	23-54	.426	1-11	.091	12-15	.800	6-18-24	17-0	7	22	2	11
@Mississippi State	84	41/43	32-61	.525	7-18	.389	13-19	.684	13-26-39	15-2	10	21	6	11
Miami [FL]	64	27/37	23-66	.348	8-20	.400	10-12	.833	13-30-43	12-0	8	9	6	3
@Mississippi State	58	28/30	23-61	.377	6-24	.250	6-10	.600	9-31-40	14-0	10	10	12	4
Mississippi State*	67	32/35	23-61	.377	9-30	.300	12-24	.500	16-26-42	24-2	16	16	7	13
@South Alabama	71	30/41	26-53	.491	10-17	.588	9-21	.429	10-29-39	20-1	17	18	1	8
Mississippi State	85	40/45	34-58	.586	9-23	.391	8-26	.308	13-33-46	20-0	25	22	12	14
@Loyola Marymount	54	22/32	19-57	.333	3-15	.200	13-20	.650	10-22-32	22-1	13	23	0	13
Mississippi State	95	51/44	32-63	.508	9-16	.563	22-32	.688	19-25-44	19-0	18	10	6	8
@A&M-Corpus Christi	70	40/30	21-55	.382	11-24	.458	17-22	.773	13-16-29	22-0	10	14	6	0
Missouri	75	38/37	27-62	.435	9-27	.333	12-21	.571	13-20-33	29-2	19	12	3	6
@Mississippi State	87	41/46	31-60	.517	5-21	.238	20-30	.667	16-27-43	19-1	18	14	7	5
Lafayette	53	25/28	19-72	.264	6-25	.240	9-15	.600	21-23-44	17-0	8	16	4	9
Mississippi State^	77	37/40	27-62	.435	9-27	.333	14-21	.667	14-34-48	14-0	15	17	10	8

# - Anaheim Classic (Anaheim, CA); \* - Coors Classic (Mobile, AL); ^ - at Jackson, Miss. (Mississippi Coliseum)

# 2007-08 MISSISSIPPI STATE INDIVIDUAL GAME-BY-GAME STATS

## INDIVIDUAL GAME-BY-GAME POINTS, REBOUNDS, ASSISTS, BLOCKS & STEALS

<u>Opponent</u>	<u>Augustus</u>	<u>Bailey</u>	<u>Begley</u>	<u>Benock</u>	<u>Bolen</u>	<u>Bryant</u>	<u>Gordon</u>	<u>Hansbrough</u>
LOUISIANA TECH	0-2-0-0-0	2-1-0-0-0	0-0-0-0-0	3-1-0-0-0	0-1-0-0-0	0-0-0-0-0	*21-5-3-0-2	*11-3-3-1-1
CLEMSON	DNP	2-1-0-0-0	DNP	0-0-0-0-1	DNP	DNP	*23-12-3-0-1	*6-2-3-0-1
UT MARTIN	0-0-0-1-0	4-2-0-0-1	0-1-0-0-0	10-2-4-0-0	0-0-0-0-0	2-1-0-0-0	*10-4-6-2-1	*20-5-3-0-1
UC Irvine#	0-0-0-0-0	0-0-0-0-0	DNP	0-1-1-0-0	DNP	DNP	*15-6-4-2-1	*13-4-1-0-0
Southern Illinois#	DNP	0-1-0-0-0	DNP	DNP	DNP	DNP	*20-4-2-0-0	*5-3-6-0-1
Miami [OH]#	DNP	DNP	DNP	0-1-0-0-0	DNP	DNP	*18-6-4-2-2	*6-2-1-0-1
MURRAY STATE	3-1-0-0-0	3-3-0-1-1	0-0-0-0-0	2-2-1-0-0	0-0-0-0-0	0-0-0-0-0	*15-4-4-0-1	*9-2-2-0-2
SOUTHEASTERN LA.	8-6-0-0-0	2-4-1-0-1	0-0-0-0-0	3-4-1-0-1	0-0-0-0-0	2-0-0-0-0	*25-7-4-1-1	*10-3-1-0-1
MIAMI [FL]	DNP	DNP	DNP	0-1-0-0-0	DNP	DNP	*18-9-5-0-0	*0-4-2-0-0
@South Alabama*	DNP	0-0-0-0-0	DNP	0-0-0-0-0	DNP	DNP	*7-13-5-0-2	*16-5-1-0-3
@Loyola Marymount	3-2-2-0-1	1-5-0-0-0	DNP	3-2-0-0-0	0-0-0-0-0	DNP	*25-3-7-0-3	*8-3-7-0-3
@A&M-Corpus Christi	0-0-0-0-0	5-5-0-1-0	DNP	3-0-3-0-1	1-1-0-0-0	DNP	*13-2-5-0-2	*7-6-1-0-1
MISSOURI	0-0-0-0-0	0-0-0-0-0	DNP	1-0-0-0-0	DNP	DNP	*20-8-5-2-0	*15-8-4-0-1
Lafayette^	0-1-0-1-0	0-2-0-0-0	0-0-0-0-0	0-0-2-1-1	0-0-0-0-0	DNP	*15-7-7-0-1	*17-4-4-0-1

<u>Opponent</u>	<u>Lupe</u>	<u>B. Johnson</u>	<u>R. Johnson</u>	<u>Rhodes</u>	<u>Stewart</u>	<u>Turner</u>	<u>Varnado</u>
LOUISIANA TECH	0-0-0-0-0	4-2-0-0-0	0-1-0-0-0	*17-7-2-2-1	*13-11-3-1-0	0-4-2-0-2	*4-5-0-6-0
CLEMSON	DNP	10-3-0-0-0	DNP	*17-6-1-4-0	*12-6-2-0-2	5-4-1-0-0	*7-12-0-6-0
UT MARTIN	0-0-0-0-0	0-4-0-0-0	2-0-0-0-0	*15-5-2-3-1	*9-4-4-0-2	6-0-1-0-0	*8-16-1-3-0
UC Irvine#	DNP	6-5-1-0-0	0-0-0-0-0	*11-11-1-1-3	*18-6-2-0-0	3-2-2-0-2	*2-6-1-2-0
Southern Illinois#	DNP	2-2-0-0-0	DNP	*4-6-0-0-0	*9-3-3-1-1	3-1-0-0-1	*6-7-0-2-2
Miami [OH]#	DNP	4-3-0-1-0	DNP	*25-10-1-0-1	*5-3-4-0-0	0-3-0-0-0	*2-6-0-5-0
MURRAY STATE	0-0-0-0-0	6-4-1-1-1	0-0-0-0-0	*22-5-2-2-0	*14-5-2-0-4	2-1-0-0-1	*2-7-1-3-1
SOUTHEASTERN LA.	0-1-0-0-0	2-0-0-0-0	1-0-1-0-1	*16-7-0-1-3	*6-1-2-0-2	1-0-0-0-1	*8-3-0-4-0
MIAMI [FL]	DNP	2-2-0-1-2	DNP	*10-7-1-1-0	*18-4-1-0-1	2-0-0-0-1	*8-7-1-10-0
@South Alabama*	DNP	DNP	0-0-0-0-0	10-4-0-0-1	*8-6-6-0-2	*17-4-3-1-2	*9-10-1-6-3
@Loyola Marymount	0-0-0-0-0	2-6-0-1-3	6-3-2-1-0	*14-10-1-1-0	*10-5-5-0-1	3-1-0-0-3	*10-6-1-9-0
@A&M-Corpus Christi	0-0-0-0-0	0-4-0-3-0	6-2-1-0-0	*26-10-1-1-1	*19-2-4-0-1	13-3-2-1-2	*2-7-1-0-0
MISSOURI	DNP	2-2-0-0-0	4-0-0-0-0	DNP	*24-4-7-0-2	*12-10-2-0-2	*9-8-0-5-0
Lafayette^	0-1-0-0-0	4-4-0-0-2	11-3-0-1-0	DNP	*6-3-1-0-1	*8-8-1-2-1	*16-12-0-5-1

# - Anaheim Classic (Anaheim, CA); \* - Coors Classic (Mobile, AL); ^ - at Jackson, Miss. (Mississippi Coliseum)