



Mississippi State Bulldogs (7-6, 0-1) vs. Arkansas Razorbacks (7-7, 1-1)

Basketball Media Relations

55 Coliseum Boulevard, Mississippi State, MS 39762

GREGG ELLIS, Primary Contact

(W) 662.325.3595 | (C) 662.322.0145 | gellis@athletics.msstate.edu

Twitter: @msusportsgregg & @HailStateMBK | www.hailstate.com

HUNTER RICHARDSON, Secondary Contact

(W) 662.325.6259 | (C) 901.490.4175 | hrichardson@athletics.msstate.edu

Twitter: @huntermich18

10 NCAA Appearances | 1 Final Four | 6 SEC Championships | 3 SEC Tournament Titles | 18 Postseason Appearances

Series Information

Series: 32-25, Arkansas

Home: 19-7, MSU

Away: 20-5, Arkansas

Neutral: 5-1, Arkansas

Last Meeting: 65-61, Arkansas (2-21-15)

Mississippi State Coach: Ben Howland

MSU Record: 7-6, 1st year

Career Record: 408-212, 20th year

vs. Arkansas: 0-1

Arkansas: Mike Anderson

Arkansas Record: 93-55, 5th year

Career Record: 293-153, 14th year



Game Information

When: Saturday, Jan. 9, 2016

Time: 2:30 p.m. CT

Location: Fayetteville, Ark.

Arena: Bud Walton Arena

TV: SEC Network

PxP: Matt Stewart

Analyst: John Pelphrey

MSU Radio Network:

PxP: Jim Ellis

Analyst: Richard Williams

Sirius/XM: 132/191

2015-16 MSU Schedule/Results

NOVEMBER

13	EASTERN WASHINGTON (SECN)	W, 106-88
16	SOUTHERN (SEC+)	L, 76-72

PUERTO RICO TIPOFF

19	vs. Miami (ESPN2)	L, 105-79
20	vs. Texas Tech (ESPNU)	L, 74-72
22	vs. Missouri State (ESPN3)	W, 84-70
28	TENNESSEE MARTIN	W, 76-51

DECEMBER

2	TEXAS SOUTHERN (SECN)	W, 86-73
12	at Missouri-Kansas City (ASN)	L, 72-67
16	at Florida State (ESPN2)	L, 90-66
19	TULANE (SECN)	W, 69-59
23	Northern Colorado (SECN) ^	W, 93-69
31	NORTH CAROLINA CENTRAL (SEC+)	W, 71-48

JANUARY

6	TEXAS A&M (SECN)	L, 61-60
9	at Arkansas (SECN)	2:30 p.m.
12	at Kentucky (ESPN)	6 p.m.
16	TENNESSEE (SECN)	2:30 p.m.
19	at Florida (ESPNU)	6 p.m.
23	OLE MISS (SECN)	1 p.m.
26	at South Carolina (SECN)	6 p.m.
30	at Missouri (SECN)	7:30 p.m.

FEBRUARY

2	ALABAMA (SECN)	8 p.m.
6	at LSU (ESPN2)	5 p.m.
9	ARKANSAS (SECN)	8 p.m.
13	GEORGIA (SECN)	7 p.m.
16	VANDERBILT (SECN)	8 p.m.
20	at Alabama (SECN)	1:30 p.m.
24	at Texas A&M (ESPN2)	6 p.m.
27	South Carolina (SECN)	1:30 p.m.

MARCH

2	at Ole Miss (SECN)	6 p.m.
5	AUBURN (SECN)	1:30 p.m.

2015 SEC Tournament

9-13	TBA +	TBA
------	-------	-----

^ - Jackson, Miss (Mississippi Coliseum)

+ - Nashville (Bridgestone Arena)

WHAT TO NOTE AS MSU PLAYS ARKANSAS . . .

- Mississippi State has lost four straight in the series with Arkansas and hasn't dropped five in a row since losing seven consecutive from 1998-2000.
- The Bulldogs last won in Bud Walton Arena in 2011, 88-78.
- Ben Howland's** lone visit at Arkansas as a coach came in the opening round of the 1997 NIT when he was with Northern Arizona, resulting in a 101-75 setback when Nolan Richardson was at the helm of the Razorbacks.
- In the last three seasons, MSU has struggled on the road in SEC action, posting a 4-23 ledger. However, three of those wins came a year ago at Tennessee, Auburn and Missouri.
- The loss to Texas A&M on Wednesday was the 11th in a row against ranked teams. It was also the third-straight year the Bulldogs dropped their SEC opener.
- In just 12 games, **Malik Newman** has already drained 29 3-pointers. That currently ties as the 8th most by an MSU freshman with Marcus Bullard (1995). His 13.3 average, second highest on the team, ranks 6th all-time by a freshman in school history.
- Senior guard **Fred Thomas** is just 54 points shy of 1,000 for his career.
- Gavin Ware** is the first player since Erick Dampier in 1995-96 to score in double-digits the first 13 games of a season.
- I.J. Ready** is the lone MSU player from the state of Arkansas. Razorbacks junior forward Moses Kingsley played his 10th grade year at New Albany HS before transferring to Huntington Prep.
- Craig Sword** collected two steals against the Aggies to move past Barry Stewart for the fifth-most in school history with 163.
- In the last two games, the MSU defense has held its opponents to 36-of-134 shooting (.269).

MSU BY THE NUMBERS

1 — Mississippi State is 1-6 when trailing at the break.

6 — The Bulldogs have won 6 games this year when leading at the half, shooting 45 percent or better and having fewer turnovers.

MISSISSIPPI STATE PROJECTED STARTING 5

G . 6-3 . 190 . Fr	G . 5-11 . 170 . Jr	F . 6-9 . 260 . Sr	F . 6-7 . 225 . Sr	G . 6-3 . 197 . Sr
14 Malik Newman	15 I.J. Ready	20 Gavin Ware	23 Travis Daniels	32 Craig Sword
				
Pts.: 13.3 Rbs.: 3.2 Assts.: 2.3 Stl.: 0.4	Pts.: 10.3 Rbs.: 2.3 Assts.: 4.4 Stl.: 1.1	Pts.: 17.5 Rbs.: 8.2 Assts.: 0.8 Blk.: 1.3	Pts.: 7.5 Rbs.: 5.1 Assts.: 1.2 Blk.: 0.7	Pts.: 11.7 Rbs.: 2.9 Assts.: 2.7 Stl.: 1.5

2015-16 BULLDOG BASKETBALL

WWW.HAILSTATE.COM | @HAILSTATEMBK

2015-16 MISSISSIPPI STATE NUMERICAL ROSTER

No.	Name	Pos.	Ht.	Wt.	Yr.	Exp.	Hometown
1	Fred Thomas	G	6-5	210	Sr.	3L	Jackson, MS (Jim Hill HS)
4	Johnny Zuppardo	F	6-8	226	Sr.	JC	Bay St. Louis, MS (Jones Junior College)
5	Joe Strugg	F	6-9	192	Fr.	HS	Montgomery, AL (G.W. Carver HS)
10	Carter Holmes	G	6-0	185	So.	HS	Jackson, MS (Jackson Academy)
11	Quinnndary Weatherspoon	G	6-4	202	Fr.	HS	Canton, MS (Velma Jackson HS)
13	Xavian Stapleton	G	6-7	203	So.	TR	Flora, MS (Louisiana Tech)
14	Malik Newman	G	6-3	190	Fr.	HS	Jackson, MS (Callaway HS)
15	I.J. Ready	G	5-11	170	Jr.	2L	North Little Rock, AR (Parkview HS)
20	Gavin Ware	F	6-9	260	Sr.	3L	Starkville, MS (Starkville HS)
21	Reggie Patterson	G	6-4	168	Jr.	JC	Baldwyn, MS (Northeast Miss. CC)
23	Travis Daniels	G	6-7	225	Sr.	1L	Tuscaloosa, AL (Shelton State CC)
24	Jett Jobe	G	6-4	181	Fr.	HS	Tuttle, OK (Tuttle HS)
32	Craig Sword	G	6-3	197	Sr.	3L	Montgomery, AL (G.W. Carver HS)
33	Elijah Staley	F	6-7	235	Fr.	HS	Marietta, GA (Wheeler HS)
35	Aric Holman	F	6-10	212	Fr.	HS	Owensboro, KY (Owensboro HS)

Head Coach: Ben Howland (Weber State, 1979; 1st year)
Assistant Coaches: George Brooks (Mississippi State, 1997; 6th year)
 Korey McCray (Mercer, 2001; 1st year)
 Ernie Zeigler (Cleary College, 1994; 1st year)
Director of Basketball Operations: Jason Ludwig
Director of Basketball Performance: David Deets
Graduate Assistant Coaches: Donovan Castro
 Jalen Courtney
VIDEO: Michael Moynihan
TRAINER: Ryan Dotson

Pronunciation Guide

FALLOU NDOYE: FA-LOU NOY
 ARIC HOLEMAN: ERIC
 MALIK NEWMAN: MA-LEAK
 QUINNNDARY WEATHERSPOON: QUINN-DARE-EE
 JOHNNY ZUPPARDO: ZOO-PAR-DOUGH

GENERAL INFORMATION

Location: Starkville, MS
 Founded: February 28, 1878
 Enrollment: 20,873
 Conference: SEC
 Nickname: Bulldogs
 Colors: Maroon & White
 Arena: Humphrey Coliseum (10,500)
 President: Dr. Mark E. Keenum
 Athletics Director: Scott Stricklin
 Web Site: www.hailstate.com
 Twitter: @HailStateMBK

BASKETBALL HISTORY

First Year of Basketball: 1908-09
 All-Time Record: 1,353-1,148/104 years
 All-Time SEC Record: 564-739
 Total Number of Head Coaches: 20
 Humphrey Coliseum Record: 413-168
 20-Win Seasons: 17
 NCAA Tournament Appearances: 10 (11-10)
 NCAA Tournament Final Fours: 1 (1996)
 NIT Appearances: 8 (7-8)
 NIT Final Fours: 1 (2007)
 SEC Championships: 6
 (2004, 1991, 1963, 1962, 1961, 1959)
 SEC Tournament Championships: 3
 (2009, 2002 and 1996)
 SEC Tournament Record: 28-50
 SEC Western Division Titles: 7
 (2010, 2008, 2007, 2004, 2003, 1996, 1995)

TEAM INFORMATION

2014-15 Overall Record 13-19
 2014-15 SEC Record 6-12, T11th
 National Ranking: n/a
 Starters Returning/Lost: 4/1
 Letterwinners Returning/Lost: 7/4
 Newcomers: 9
 Roster (Sr./Jr./So./Fr.): (5/2/2/6)

MEDIA INFORMATION

Credentials

■Media members may obtain both season credentials and game-by-game passes by contacting Gregg Ellis at 662.325.3595.

SEC Teleconference

■The SEC's weekly teleconference is every Monday and will be coordinated through the SEC media relations office. To participate, contact Craig Pinkerton of the SEC at 205-458-3038. Ben Howland is scheduled for 11:17 a.m. CT.



Media On Twitter

Michael Bonner, Clarion Ledger
 @MikeBBonner
 David Brandt, Associated Press
 @davidbrandtAP
 Bob Carskadon, HailState Beat
 @bobcarskadon
 Joel Coleman, Starkville Daily News
 @JoelTColeman
 Robbie Faulk, 24/7 Sports
 @robbiefaulk247
 Paul Jones, 24/7 Sports
 @PJ247Sports
 Logan Lowery, Daily Journal
 @loganlowery
 David Murray, Dawgs' Bite
 @DawgsBiteMag
 Danny P. Smith, Starkville Daily News
 @sdndannyp
 Gene Swindoll, Gene's Page
 @GeneSwindoll
 Ben Wait, Commercial Dispatch
 @bcwait

MISSISSIPPI STATE TV/RADIO ROSTER



1 Fred Thomas
SR | G | 6-5 | 210
Jackson, MS



4 Johnny Zuppardo
SR | F | 6-8 | 226
Bay St. Louis, MS



5 Joe Strugg
FR | F | 6-9 | 192
Montgomery, AL



10 Carter Holmes
SO | F | 6-0 | 185
Jackson, MS



11 Quindary Weatherspoon
FR | G | 6-4 | 202
Canton, MS



13 Xavian Stapleton
SO | G | 6-7 | 203
Flora, MS



14 Malik Newman
FR | G | 6-3 | 190
Jackson, MS



15 I.J. Ready
JR | G | 5-11 | 170
North Little Rock, AR



20 Gavin Ware
SR | F | 6-9 | 260
Starkville, MS



21 Reggie Patterson
JR | G | 6-4 | 168
Baldwyn, MS



23 Travis Daniels
SR | G | 6-7 | 225
Tuscaloosa, AL



24 Jett Jobe
FR | G | 6-4 | 181
Tuttle, OK



32 Craig Sword
SR | G | 6-3 | 197
Montgomery, AL



33 Elijah Staley
FR | F | 6-7 | 235
Marietta, GA



35 Aric Holman
FR | F | 6-10 | 212
Owensboro, KY



Ben Howland
Head Coach
1st Year



George Brooks
Assistant Coach
6th Year



Korey McCray
Assistant Coach
1st Year



Ernie Zeigler
Assistant Coach
1st Year



Jason Ludwig
Director of Operations
1st Year

TALE OF THE TAPE

2015-16 STATS	PPG	FG%	3FG%	FT%	RB	RBM	A	T	TM	S	B
Mississippi State (7-6, 0-1)	78.4	48.0	30.9	74.8	34.8	-0.7	14.6	12.1	+0.4	6.0	4.3
Arkansas (7-7, 1-1)	80.6	48.4	38.4	63.7	39.2	+5.3	19.4	12.8	+3.2	7.9	3.9

Leaders	Scoring	Rebounds	Assists	Steals	Blocks
MSU	Ware, 17.5	Ware, 8.2	Ready, 4.4	Sword, 1.5	Ware/Sword, 1.3
Arkansas	Kinglsey, 17.7	Kingsley, 9.9	Durham, 7.2	Durham, 2.1	Kingsley, 2.5

Last Time Out For Arkansas

- ✓ Rallied to beat Vanderbilt in OT, 90-85.
- ✓ Moses Kingsley had a game-high 25 points to go along with his 8 rebounds.
- ✓ Arkansas forced 26 turnovers and had 8.
- ✓ The Razorbacks also collected 15 steals.
- ✓ Vandy won the boards, 41-36.
- ✓ Arkansas was 29-71 shooting, 6-14 from long range, while Vanderbilt was 26-52, 10-20.
- ✓ There were 13 ties and 15 lead changes.

Last Time Out For Mississippi State

- ✓ MSU dropped a hard-fought 61-60 decision to Texas A&M in a game that featured 11 lead changes and 10 ties.
- ✓ Gavin Ware paced MSU with 15 points and 13 rebounds.
- ✓ MSU forced 11 turnovers but had 14.
- ✓ MSU lost the battle of the boards, 41-34.
- ✓ MSU was 21-49 shooting and 6-23 beyond the arc, while TAMU was 19-62, 9-27.
- ✓ MSU had 6 steals and 5 blocked shots.

Next Four For MSU

January 12

Who: Kentucky | Where: Lexington, KY
Time: 6 p.m. | TV: ESPN or SEC Network

January 16

Who: Tennessee | Where: Starkville, MS
Time: 2:30 p.m. | TV: SEC Network

January 19

Who: Florida | Where: Gainesville, FL
Time: 6 p.m. | TV: ESPNU

January 23

Who: Ole Miss | Where: Starkville, MS
Time: 1 p.m. | TV: SECN

A LOOK AT THE SEC

2015-16 SEC Standings

	SEC		Overall	
LSU	2-0	1.000	9-5	.643
Texas A&M	2-0	1.000	12-2	.857
South Carolina	1-0	1.000	14-0	1.000
Arkansas	1-1	.500	7-7	.500
Auburn	1-1	.500	7-6	.539
Florida	1-1	.500	9-5	.643
Georgia	1-1	.500	8-4	.667
Kentucky	1-1	.500	11-3	.786
Tennessee	1-1	.500	8-6	.571
Ole Miss	1-1	.500	11-3	.786
Alabama	0-1	.000	9-4	.692
Mississippi State	0-1	.000	7-6	.539
Missouri	0-1	.000	7-7	.500
Vanderbilt	0-2	.000	8-6	.571

As of January 9, 2016

Recent Scores

January 2 (Saturday)
Auburn 83, Tennessee 77
Alabama 68, Norfolk State 49
Missouri 81, Savannah State 50
Texas A&M 92, Arkansas 69
South Carolina 86, Memphis 76
Kentucky 83, Ole Miss 61
Florida 77, Georgia 63
LSU 90, Vanderbilt 82

January 5 (Tuesday)
South Carolina 81, Auburn 69
LSU 85, Kentucky 67
Arkansas 90, Vanderbilt 85

January 6 (Wednesday)
Georgia 77, Missouri 59
Tennessee 85, Florida 67
Texas A&M 61, Mississippi State 60

January 7 (Thursday)
Ole Miss 74, Alabama 66

Upcoming Games

January 9 (Saturday)
Texas A&M at Tennessee, noon
LSU at Florida, 12:30/3:30 p.m.
Vanderbilt at South Carolina, 2 p.m.
Mississippi State at Arkansas, 2:30 p.m.
Kentucky at Alabama, 5 p.m.
Georgia at Ole Miss, 7:30 p.m.
Auburn at Missouri, 8 p.m.

January 12 (Tuesday)
Mississippi State at Kentucky, 6 p.m.
Florida at Texas A&M, 6 p.m.
Auburn at Vanderbilt, 8 p.m.
Arkansas at Missouri, 8 p.m.

January 13 (Wednesday)
Tennessee at Georgia, 6 p.m.
South Carolina at Alabama, 8 p.m.
Ole Miss at LSU, 8 p.m.

A Look Back . . .

MSU PLAYERS VERSUS ARKANSAS

Player	G-GS	Mins	FGM-FGA	Pct	3GM-3GA	Pct	FTM-FTA	Pct	Rebs	Ast	TO	BS	Stl	Pts
Daniels	2-1	27	4-8	.500	1-4	.250	2-2	1.000	4-2.0	0	3	0	0	11-5.5
Ready	2-2	64	4-17	.235	0-4	.000	3-4	.750	6-3.0	5	6	0	5	11-5.5
Sword	4-4	110	14-39	.359	2-8	.250	10-20	.500	19-4.8	10	22	0	7	40-10.0
Thomas	3-1	73	9-25	.360	3-12	.250	6-8	.750	10-3.3	4	7	3	2	27-9.0
Ware	4-4	108	16-30	.533	0-0	.000	13-19	.684	31-7.8	2	8	3	3	45-11.3



In the last game against Arkansas, Craig Sword scored a team-high 15 points on 5-12 shooting.



Gavin Ware had a team-high 9 rebounds to go along with his 13 points on 5-8 shooting.



Also in double-figure scoring was Travis Daniels with 11 points. He also had 3 rebounds.

Humphrey Coliseum History

First Game:..... Dec. 1, 1975; MSU 85, Indiana St. 82
Overall Record:.....413-168 (.711)
Non-Conference Record:..... 206-35 (.855)
SEC Record:..... 207-133 (.609)

Humphrey Coliseum Yearly Records

Year	Attn.	Avg.	Record (SEC)
1975-76	70,081	5,006	0-4 (5-4)
1976-77	76,232	5,082	11-4 (5-4)
1977-78	72,025	5,540	11-2 (8-1)
1978-79	99,906	7,136	11-3 (7-2)
1979-80	67,209	6,721	6-4 (5-4)
1980-81	48,214	4,018	6-6 (3-6)
1981-82	56,414	4,030	7-7 (3-6)
1982-83	68,416	5,263	11-2 (7-2)
1983-84	61,508	4,393	6-8 (3-6)
1984-85	89,370	6,384	11-3 (7-2)
1985-86	43,927	3,379	4-9 (3-6)
1986-87	40,715	2,908	7-7 (3-6)
1987-88	54,074	4,160	9-4 (5-4)
1988-89	74,344	5,719	9-4 (5-4)
1989-90	74,623	5,740	9-4 (5-4)
1990-91	102,072	7,852	12-1 (8-1)
1991-92	72,142	5,549	8-5 (4-4)
1992-93	61,172	4,706	10-3 (5-3)
1993-94	88,687	6,335	10-4 (5-3)
1994-95	80,681	6,723	11-1 (7-1)
1995-96	97,996	7,538	10-3 (6-2)
1996-97	74,275	5,305	10-4 (5-3)
1997-98	77,954	5,996	7-6 (2-6)
1998-99	70,257	5,018	12-2 (6-2)
1999-00	61,764	4,412	10-4 (4-4)
2000-01	77,654	4,568	13-4 (6-2)
2001-02	79,642	5,689	13-1 (7-1)
2002-03	98,312	7,022	12-2 (7-1)
2003-04	111,940	7,996	12-2 (6-2)
2004-05	103,031	7,925	11-2 (6-2)
2005-06	90,875	5,680	11-5 (5-3)
2006-07	123,736	6,512	16-3 (6-2)
2007-08	106,672	7,111	12-3 (7-1)
2008-09	157,111	8,728	13-5 (5-3)
2009-10	116,919	6,878	13-4 (6-2)
2010-11	97,069	5,710	12-5 (5-3)
2011-12	152,363	8,019	15-4 (6-2)
2012-13	94,092	6,721	7-7 (3-6)
2013-14	123,743	6,875	11-7 (3-6)
2014-15	106,946	6,291	9-8 (3-6)
2015-16	42,728	6,104	5-2 (0-1)

vs. SEC Opponents

Opponent	GP	W	L	PCT.	Str.
Alabama	39	22	17	.564	L2
Arkansas	23	17	6	.739	L2
Auburn	39	27	12	.692	W5
Florida	28	14	14	.500	L2
Georgia	29	18	11	.621	L3
Kentucky	29	9	20	.310	L4
LSU	29	24	15	.615	W1
Missouri	3	2	1	.667	W1
Ole Miss	40	32	8	.800	L1
S. Carolina	12	9	3	.750	L1
Tennessee	29	14	15	.483	L2
Texas A&M	3	1	2	.333	L1
Vanderbilt	28	19	9	.669	W1

MSU KNOWS HOW TO WIN GAMES AT 'THE HUMP'

Over the course of the last decade, Mississippi State's Humphrey Coliseum has become a difficult venue for opposing teams. Last year, MSU was 9-8, including a 6-2 mark against non-conference foes. This year, the MSU is 5-2.

The Bulldogs have compiled a 41-season composite record of 413-168 (.711) at "The Hump" since Mississippi State's basketball facility opened prior to the 1975-76 campaign.

TRACKING MSU'S HOME SUCCESS UNDER BEN HOWLAND

Season	Overall		SEC		Non-SEC	
	Record	Win %	Record	Win %	Record	Win %
2015-16	5-2	.714	0-1	.000	5-1	.833
Totals	5-2	.714	0-1	.000	5-1	.833

A LOOK AT THE HISTORY OF HUMPHREY COLISEUM**LARGEST CROWDS
AT THE HUMP**

Crowd	Opponent	Date
10,788	Kentucky	2-16-10
10,735	Ole Miss	2-7-04
10,645	Ole Miss	2-23-02
10,541	Florida	1-7-03
10,458	Auburn	3-2-04
10,437	Alabama	2-21-04
10,432	Alabama	3-5-05
10,432	Kentucky	1-13-04
10,429	Ole Miss	2-15-03
10,421	Ole Miss	1-26-08
10,412	Ole Miss	1-13-09
10,364	Ole Miss	2-9-12
10,338	Florida	1-24-07
10,315	Kentucky	1-9-96

**INDIVIDUAL MSU
RECORDS AT THE HUMP**

Most Points Scored
40, Rickey Brown (Auburn, 3-7-77)

Most Rebounds
24, Wiley Peck (Alabama, 1-27-79)

Most Assists
15, Al Perry (Vanderbilt, 1-29-77)

**TEAM MSU
RECORDS AT THE HUMP**

Most Points Scored
123, Troy State (12-5-95)

Most Rebounds
75, Mississippi Valley St. (11-21-00)

Most Consecutive Wins
14, 1-22-03 to 1-10-04

NEWMAN, WEATHERSPOON EARN SEC HONOR

■ Even before league play starts, Malik Newman and Quindary Weatherspoon have both been tabbed freshman of the week by the SEC.

Following his 16-point, 3-rebound performance against UT Martin on Nov. 28, Quindary Weatherspoon was tabbed the SEC's Freshman of the Week.

He was the first MSU freshman to earn the honor since Gavin Ware and Craig Sword in 2012-13.

Newman won his honor following the 93-69 win against Northern Colorado in Jackson with his 20-point performance on 6-11 shooting.

WARE TABBED SEC POW

■ After scoring a career-high 26 points and grabbing 13 rebounds in the season opener against Eastern Washington, senior forward Gavin Ware was named the first SEC Player of the Week this season.

It's the second league honor for Ware, who was named SEC Freshman of the Week on Dec. 24, 2013.

He was also the first Bulldog to earn POW honors since Craig Sword on Dec. 2, 2014.

WARE MAKING REBOUNDBING MOVES

■ Senior forward Gavin Ware currently has 761 rebounds, the 9th most in school and 98 shy of moving into MSU's all-time Top 5.

Rebounding Chart

1. Bailey Howell	1,277
2. Jarvis Varnado	1,096
3. Rickey Brown	1,092
4. Wiley Peck	964
5. Erick Dampier	859
6. Tyrone Washington	847
7. Kalpatrick Wells	830
8. Dave Williams	772
9. Gavin Ware	761
10. Jack Houston	753
11. Jerry Graves	713
12. Leland Mitchell	705
13. Charles Rhodes	691
T14. Jamont Gordon	677
T14. Tang Hamilton	677

SWORD STEALING RECORD

■ Senior guard Craig Sword currently has 163 career steals, which ranks 5th all-time in MSU history. Ray White (1976-79) owns the record with 217.

Steals Chart

1. Ray White	217
2. Derrick Zimmerman	205
3. Dee Bost	193
4. Chuck Evans	165
5. Craig Sword	163
6. Barry Stewart	162
7. Timmy Bowers	161
8. Tony Watts	154
9. Winsome Frazier	147
10. Darryl Wilson	140

SWORD, WARE MOVING UP MSU SCORING CHARTS

■ Last year, Craig Sword became the 34th player in school history to score 1,000 points for career, while earlier this year Gavin Ware became the latest member.

A CLOSER LOOK AT MSU

Sword currently ranks 21st all-time with 1,241. He needs just 4 more points to tie Jerry Graves for the 20th most in MSU history. Ware is currently 29th with 1,113, three behind Red Stroud for the 31st most.

Here's a closer look at Mississippi State's scoring history . . .

Scoring Leaders

1. Jeff Malone	2,142
2. Bailey Howell	2,030
3. Jim Ashmore	1,918
4. Rickey Brown	1,838
5. Ray White	1,652
10. Jerry Jenkins	1,503
20. Jerry Graves	1,245
21. Craig Sword	1,241
22. Erick Dampier	1,231
T23. Dave Williams	1,219
T23. Leland Mitchell	1,219
24. Mario Austin	1,199
26. Marckell Patterson	1,168
27. Gary Hooker	1,144
28. Wiley Peck	1,136
29. Gavin Ware	1,128
30. Greg Carter	1,123
31. Tyrone Washington	1,119
32. W.D. "Red" Stroud	1,116
33. Larry Fry	1,079
34. Lawrence Roberts	1,048
35. Greg Lockhart	1,042

WARE LOOKING TO JOIN ELITE 1,000/800 CLUB

■ Currently, only six players in Mississippi State history have totaled 800 rebounds and 1,000 points.

However, senior forward Gavin Ware is on pace to join that group.

The six players who have achieved that feat are Bailey Howell (2,030 pts, 1,277 rbs), Jarvis Varnado (1,403 pts, 1,096 rbs), Rickey Brown (1,838 pts, 1,092 rbs), Wiley Peck (1,136 pts, 964 rbs), Erick Dampier (1,231 pts, 859 rbs) and Tyrone Washington (1,119 pts, 847 pts).

Ware now has 1,128 points and 761 boards.

A CLOSER LOOK AT SEC OPENERS

■ Mississippi State is now 45-38 all-time in SEC openers, with three-straight losses. At home, the Bulldogs are 30-18. On the road, they are 15-19. In neutral site affairs, MSU is 0-1.

MSU has played Auburn the most (21 games), while the Bulldogs have collected 10 wins against Auburn and LSU to lead the way. The most losses have come against Auburn (11).

Last year, MSU opened with Tennessee at the Hump, dropping an 61-47 decision to the Volunteers.

Team	Record
Alabama	2-4
Arkansas.....	3-1
Auburn.....	10-11
Florida.....	5-7
Georgia.....	1-1
Kentucky.....	2-3
LSU.....	10-1
Ole Miss.....	3-1
South Carolina.....	3-0
Tennessee	3-4
Vanderbilt.....	3-3
Texas A&M.....	0-1

WARE AIMING FOR 20.0 POINTS

■ Senior forward Gavin Ware is currently averaging a team-best 17.5 points after having 15 against Texas A&M, which is also fifth in the SEC.

Mississippi State hasn't had a player finish a season averaging 20 or more points since Jeff Malone averaged 26.8 in 1983.

In 1981, Malone, who went on to enjoy a stellar NBA career with Washington and Utah, averaged 20.1 points.

In 1996, the year the Bulldogs advanced to the Final Four, Darryl Wilson was close at 17.8.

HOWLAND LOOKING TO JOIN ELITE CLUB IN TERMS OF NCAA

■ Ben Howland enters his first season at Mississippi State looking to achieve a feat only 12 coaches have ever done, and that's lead four different teams to the NCAA Tournament.

Howland has already guided Northern Arizona, Pittsburgh and UCLA to the Big Dance.

The first 12 coaches to do so are Lon Kruger, Steve Alford, John Beilein, Lefty Driesell, Cliff Ellis, Larry Eustachy, Jim Harrick, Fran McCaffery, Tom Penders, Tubby Smith, Rick Pitino and Eddie Sutton.

HIGH FREE THROW PERCENTAGE

■ Mississippi State currently leads the SEC with its .741 free throw percentage. The school record is 76.9 percent in 1967-68. The Bulldogs haven't eclipsed .700 since 2011-12 when they were .710.

In its last outing against Texas A&M at the Hump, MSU was 12-18.

READY HAS FIRST DOUBLE-DOUBLE

■ Junior guard I.J. Ready posted his first double-double against Missouri State in Puerto Rico with 13 points and a career-high 11 assists.

SEASON HIGHS IN STEALS, ASSISTS

■ Against Northern Colorado in a 91-68 win in Jackson on Dec. 23, the Bulldogs recorded season highs in assists (21) and steals (8).

I.J. Ready accounted for 11 assists, which tied his career best set against Missouri State in Puerto Rico back in November.

The Bulldogs also had season highs in free throws made (21) and attempted (26).

MSU SHOOTS LIGHTS OUT VS. EWU

■ Against Eastern Washington in a 106-88 victory, MSU shot 62.1 percent (41-66) from the floor. It was the first time it shot 60 percent or better since hitting 60.4 percent (29-48) against Auburn on Feb. 4, 2012.

It also marked the first time the Bulldogs scored 100 points in a season opener for the first time since opening the 1998-99 campaign with a 105-53 win against Arkansas-Pine Bluff.

All-time, the Bulldogs have eclipsed the 100-point mark 53 times.

SWORD, WARE LEAD SEC

■ Of all current players in the SEC, Craig Sword leads all scorers with 1,241 points, while Gavin Ware is tops with 761 rebounds. Ware is also third with 1,128 points. In addition, Sword has 163 steals, second only to Texas A&M's Alex Caruso, who has 230.

2015-16 MISSISSIPPI STATE NOTES

PRESEASON ALL-SEC & POLL

■ In the preseason polls voted on by the media, freshman Malik Newman was tabbed second-team All-SEC. Last March, senior guard Craig Sword earned second-team honors but didn't make the preseason list this year.

As a team, the Bulldogs were picked to finish 8th under first-year coach Ben Howland after concluding the 2015 campaign tied for 11th.

In the Coaches Poll, both Sword and Newman were named second-team All-SEC.

Preseason Poll

1. Kentucky	8. Mississippi State
2. Vanderbilt	9. Ole Miss
3. Texas A&M	10. Auburn
4. LSU	11. Arkansas
5. Georgia	12. Tennessee
6. Florida	13. Alabama
7. South Carolina	14. Missouri

MSU COACHING DEBUTS

■ Since 1948, Mississippi State has had 10 head coaches. Of the group, only five have had winning seasons in their first year at the helm.

And of that group, only one had 20 wins, and that was Rick Stansbury in 1999 when the Bulldogs posted a 20-13 ledger en route to advancing to the NIT, where they lost to Colorado State in the opening round, 69-56.

Coaching Debuts in Modern Era

1948	Paul Gregory	6-12
1956	Babe McCarthy	12-12
1966	Joe Dan Gold	14-11
1971	Kermit Davis	15-10
1978	Ron Greene	18-9
1979	Jim Hatfield	19-9
1982	Bob Boyd	8-19
1987	Richard Williams	7-21
1999	Rick Stansbury	20-13
2013	Rick Ray	10-22
2016	Ben Howland	7-6

A LOOK AT MSU vs. RANKED FOES

■ Following Wednesday's loss to Arkansas, Mississippi State has dropped 11-straight games to ranked opponents and 13 out of the last 16.

Below is a closer look at those games.

Date	Team	Score	Rank
01-06-16	Texas A&M	L, 61-60	21
02-25-15	Kentucky	L, 74-56	1
02-21-15	Arkansas	L, 65-61	17
01-20-14	Florida	L, 62-51	3
01-08-14	Kentucky	L, 85-63	14
02-09-13	Florida	L, 83-55	2
02-06-13	Ole Miss	L, 93-75	23
01-26-13	Florida	L, 82-47	7
11-19-12	North Carolina	L, 95-49	11
02-21-12	Kentucky	L, 73-64	1
02-28-12	Florida	L, 69-57	13
11-18-11	Arizona	W, 67-57	15
11-17-11	Texas A&M	W, 69-60	18
02-29-11	Florida	W, 71-64	24
02-27-11	Vanderbilt	L, 81-74	19
03-14-10	Kentucky	L, 75-74 (ot)	2

NEWMAN ONE OF 50 NAMED TO WOODEN WATCH LIST

■ Malik Newman has been named to the Men's Preseason Top 50 Wooden Award watch list.

He's in his first season at MSU after a standout prep career that saw him become a

McDonald's All-American and ranked the No. 1 shooting guard in the country by ESPN after leading Callaway to four-straight state titles. The Jackson, Miss., native made his Bulldog debut against Southern on Nov. 16, tallying 6 points, 3 assists and 2 rebounds. On the year, he's averaging 13.3 points.

On the women's side, Victoria Vivians is on the Wooden Award Women's Preseason Top 30 watch list to make MSU one of only nine schools in the nation, including one of just two SEC programs, to boast candidates on each list.

Newman is also one of 50 players on the Naismith Trophy early season watch list.

STALEY ADDED TO ROSTER

■ Freshman Elijah Staley was added to the roster in early December.

He saw his first action at Florida State, where in 6 minutes of action, he had one rebound and 1 steal and missed his long field goal attempt.

He scored his first point against North Carolina Central on a free throw late in the second half.

The redshirt freshman from Marietta, Ga., is also a back-up quarterback on the football team. He appeared in two games this season and rushed for 18 yards. He was also with the team for the 51-28 Belk Bowl win against N.C. State.

A year ago, he briefly practiced with the basketball team once football concluded, but a knee injury sidelined him in January.

In high school, Staley was a Class 6A first-team All-State selection by the Atlanta Journal-Constitution as junior, averaging 18.0 points and 9.5 rebounds.

He led his Wheeler High School team to a 21-9 ledger and a berth to the state semifinals.

His career high of 40 points came against Etowah in 2013.

In football his senior season, was ranked as the 18th-best quarterback in the country according to ESPN.

HOUSTON, NDOYE LEAVE TEAM

■ Sophomore forwards Demetrius Houston and Fallou Ndoeye are no longer on the basketball team.

Houston appeared in just one game this season, scoring 2 points against Eastern Washington. Ndoeye played in six games and had 2 points and 7 rebounds.

STELLAR DEFENSIVE EFFORT

■ In the win against N.C. Central, MSU limited the Eagles to 48 points on 17-72 shooting. The .236 shooting percent was the lowest for an MSU opponent since LSU (.212, 14-66) on 1-9-08 in Baton Rouge and the fewest points the Bulldogs have allowed this season.

The last foe to shoot below 28 percent was Texas-San Antonio (.273, 15-55) on 12-4-12.

MSU YIELDS 105 POINTS TO MIAMI

■ In the opening round of the Puerto Rico Tip-Off, Mississippi State dropped a 105-79 decision to the Miami Hurricanes.

It was the first time the Bulldogs allowed 100-plus point since a 101-96 setback to UMass in overtime on 3-13-12.

It was the 35th time in school history a team has scored 100-plus points against MSU.

AUSTIN NAMED 2016 SEC LEGEND

■ Mario Austin has been named the 2016 SEC Legend.

Austin, a native of York, Ala., played for the Bulldogs from 2001-03 and led MSU to the 2002 SEC Tournament title and two NCAA Tournaments.

The All-SEC standout currently ranks 24th all-time with 1,199 points

He'll be recognized at the SEC Tournament next March in Nashville.

All-Time MSU Legends

1999:	Bailey Howell
2000:	Jim Ashmore
2001:	W.D. Stroud
2002:	Jeff Malone
2003:	Joe Dan Gold
2004:	Greg Carter
2005:	Jack Bouldin
2006:	Rickey Brown
2007:	Richard Williams
2008:	Wiley Peck
2009:	Tony Watts
2010:	Kermit Davis
2011:	Darryl Wilson
2012:	Chuck Evans
2013:	Horatio Webster
2014:	Erick Dampier
2015:	Doug Hutton
2016:	Mario Austin

A HOMECOMING OF SORTS

■ When Mississippi State defeated Northern Colorado 93-69 on Dec. 23, it was a homecoming for five MSU players.

The players are Fred Thomas (Jackson), Carter Holmes (Jackson), Quindary Weatherspoon (Canton), Xavian Stapleton (Flora) and Malik Newman (Jackson). Newman, Thomas and Weatherspoon combined for 43 points.

BREAKDOWN OF GAMES IN JACKSON

■ Mississippi State is now 17-6 all-time at Mississippi Coliseum following the Dec. 23 win against Northern Colorado. Here's the breakdown . . .

DATE	OPPONENT	W/L	SCORE
12-15-62	Memphis State	W	77-66
01-28-63	Southern Miss	W	62-52
12-14-63	Memphis State	L	73-65
12-16-63	Southern Miss	L	65-60
12-29-64	Mississippi College	L	72-57
12-30-64	Delta State	W	82-63
01-28-65	Arkansas	L	84-69
12-18-78	Iowa State	W	80-70
12-15-80	Southern Miss	L	68-53
11-30-85	Jackson State	W	77-62
12-16-87	McNeese State	W	76-66
11-17-98	Arkansas-Pine Bluff	W	105-53
12-18-02	Georgia State	W	78-54
12-22-04	Jacksonville State	W	95-53
12-15-05	Jacksonville State	W	104-80
12-21-06	New Orleans	W	89-63
01-05-08	Lafayette	W	77-53
12-22-08	Nicholls State	W	77-68
12-22-09	Centenary	W	88-51
12-22-11	Northwestern State	W	82-67
12-22-13	Central Arkansas	W	79-72
12-20-14	USC Upstate	L	53-51
12-23-15	Northern Colorado	W	93-69

2015-16 MISSISSIPPI STATE NOTES

SEASON-OPENING SELLOUT

■ Mississippi State ushered in the Ben Howland era with a sellout against Eastern Washington.

It was the Bulldogs' first sellout since Feb. 21, 2012, against Kentucky.

MSU's game against the Eagles also featured a double-digit rally from 10 points down. Only once last year did MSU overcome a double-digit deficit to post a win — 12 vs. Vanderbilt.

BULLDOGS INVITED TO CHARLESTON

■ Mississippi State will participate in the 2016 Gildan Charleston Classic next November.

The other teams competing are Boise State, College of Charleston, Central Florida, UTEP, Villanova, Wake Forest and Western Michigan.

FIVE SENIORS RETURN

■ Mississippi State's roster features five seniors — Travis Daniels, Craig Sword, Fred Thomas, Gavin Ware and Johnny Zuppardo.

In the SEC, only Texas A&M has more seniors with six.

ALABAMA ROSTER FLAVOR

■ A quick glance at Mississippi State's roster reveals one very strong common thread — the state of Alabama.

Player wise, the roster features four players from Alabama — Travis Daniels, Demetrius Houston, Joe Strugg and Craig Sword.

In addition, the coaching staff has one tie in George Brooks, a native of Lafayette, Ala.

BULLDOGS SIGN 6 IN NOVEMBER

■ Mississippi State took advantage of the early signing period on Nov. 11 and signed six players — one 5-star and five 4-stars — to give MSU one of its best classes in school history.

5-star standout Mario Kegler, a Mississippi native and former Callaway teammate with Malik Newman, is in his final year at Oak Hill Academy in Virginia. He is joined by heralded 4-stars Abdul Ado (Chattanooga, Tenn.), Tyson Carter (Starkville, Miss.), Lamar Peters (New Orleans), Eli Wright (Owensboro, Ky.) and Schnider Herard (Plano, Texas).

In the rankings, they are 4th by Rivals, 5th by Scout and 6th by ESPN and 247 Sports. Three signees rank in ESPN's Top 100 — Kegler (32), Herard (62) and Ado (68).

2015-16 MISSISSIPPI STATE MISCELLANEOUS STATS/SEC STANDINGS

CHARTING THE BULLDOGS

Dunks		Scored First Points	
Gavin Ware	21	Gavin Ware	5
Craig Sword	11	Craig Sword	4
Travis Daniels	3	Malik Newman	2
Quinnndary Weatherspoon	3	I.J. Ready	2
Aric Holman	1	How First Points Were Scored	
Fred Thomas	1		
Fallou Ndoeye	1		
Charges Drawn			
Craig Sword	2		
Quinnndary Weatherspoon	2	3-pointer	3
Johnny Zuppardo	2	Jumper	5
Fallou Ndoeye	2	Layup	3
Fred Thomas	1	Dunk	1
Point Distribution (%)		Free Throw	1
		Final Three Minutes From FT Line	
		Craig Sword	3-4 (.750)
		I.J. Ready	7-9 (.778)
		Gavin Ware	2-2 (1.000)
Senior	584 (58.3)	Fred Thomas	2-2 (1.000)
Junior	137 (13.7)	Reggie Patterson	1-1 (1.000)
Sophomore	4 (0.4)	Elijah Staley	1-2 (.500)
Freshman	276 (27.6)	Malik Newman	1-6 (.167)
TOTAL:	1001	Travis Daniels	0-2 (.000)
First Sub		TOTAL	17-28 (.607)
		Opponent Total	31-48 (.646)
		Johnny Zuppardo	7
		Quinnndary Weatherspoon	7
		Fred Thomas	4
Malik Newman	2		
Fallou Ndoeye	1		
Gavin Ware	1		

DIFFERENCE BETWEEN WINNING AND LOSING

Wins	Stat	Losses
83.6	Points	69.3
65.4	Opp. Points	79.7
+18.1	Scoring Margin	-10.3
53.2	FG%	41.1
41.2	Opp. FG%	46.2
31.0	3FG%	30.1
26.7	Opp. 3FG%	34.6
78.2	FT%	69.5
63.3	Opp. FT%	72.5
35.3	Rebounds	34.0
34.0	Opp. Rebounds	38.2
+1.3	Rebound Margin	-4.2
17.1	Assists	10.7
10.3	Turnovers	14.5
+2.7	Turnover Margin	-2.8
7.1	Steals	4.7
4.9	Blocks	3.6

BULLDOGS IN SEC

CATEGORY	RANK
Scoring offense	9
Scoring defense	10
FG%	3
FG% defense	12
3PT FG%	12
3PT FG% defense	3
FT%	1
Rebounds	13
Rebounds allowed	8
Rebound margin	12
Assists	7
Blocked shots	9
Steals	11
Turnover margin	11
Assist/Turnover ratio	7

SEASON AND CAREER TOTALS

	2015-16	Career		2015-16	Career		2015-16	Career
Double-Digit Scoring			Double-Doubles			5+ Made Free Throws		
Gavin Ware	13 (7-6)	57 (27-30)	Gavin Ware	4 (3-1)	16 (12-4)	Craig Sword	4 (1-3)	26 (13-13)
Craig Sword	7 (3-4)	59 (26-33)	I.J. Ready	1 (1-0)	1 (1-0)	Fred Thomas		12 (8-4)
Fred Thomas	2 (2-0)	41 (22-19)	3+ 3-Pointers			Gavin Ware	2 (1-1)	13 (7-6)
I.J. Ready	6 (4-2)	22 (11-11)	Fred Thomas	1 (0-1)	18 (8-10)	Travis Daniels		2 (1-1)
Travis Daniels	2 (2-0)	10 (6-4)	I.J. Ready	1 (0-1)	5 (0-4)	I.J. Ready	1 (1-0)	2 (2-0)
Malik Newman	9 (4-5)	9 (4-5)	Travis Daniels	1 (0-1)	3 (1-2)	Malik Newman	1 (1-0)	1 (1-0)
Quinnndary Weatherspoon	6 (4-2)	6 (4-2)	Craig Sword		4 (1-3)	<i>Note: Record in games in ()</i>		
Fallou Ndoeye		1 (0-1)	Malik Newman	5 (2-3)	5 (2-3)			
20+ Points			10+ 3-Point Attempt Games					
Gavin Ware	4 (3-1)	8 (7-1)	Thomas		1 (0-1)			
Craig Sword	2 (0-2)	14 (5-9)	3+ Steal Games					
Malik Newman	1 (1-0)	1 (1-0)	I.J. Ready	1 (1-0)	9 (6-3)			
Fred Thomas		2 (2-0)	Fred Thomas		14 (8-6)			
Travis Daniels		1 (1-0)	Craig Sword	1 (1-0)	18 (8-10)			
I.J. Ready	1 (1-0)	1 (1-0)	Gavin Ware	1 (1-0)	2 (2-0)			
30+ Points			Demetrius Houston		2 (1-1)			
Craig Sword		1 (0-1)	5+ Block Games					
10+ Rebounds			Ware	1 (1-0)	2 (1-1)			
Gavin Ware	4 (3-1)	20 (15-5)						
Travis Daniels	1 (0-1)	1 (0-1)						



Ben Howland

20th Season Overall

1st Season At Mississippi State

408-212 (7-6 at MSU)

- On March 23, 2015, Ben Howland was named the 20th head coach in Mississippi State history.
- In four different stints as a head coach, Howland has a 408-212 record – Northern Arizona (79-59), Pittsburgh (89-40), UCLA (233-107) and Mississippi State (7-6).
- Led UCLA to three-consecutive Final Fours.

- In 2006, the Bruins played Florida for the national championship.
- In 2008, Howland became one of three coaches in NCAA Division I history to win at least 30 games in three-straight seasons, joining Adolph Rupp (Kentucky 1947-49) and John Calipari (Memphis, 2006-08).
- During his 10-year tenure at UCLA, the Bruins went to the NCAA Tournament seven times and won four Pac-10 regular-season crowns, while having 18 players drafted by NBA teams.
- His 97 victories from 2006-08 stand as the most by any UCLA head coach in a three-year span.
- Has been a Conference Coach of the Year in the Pac-10, Big East and Big Sky.
- His final two years at Pitt, the Panthers went 57-11 and reached the Sweet 16 both years.
- In 2003, Pittsburgh won the Big East Tournament crown and held the nation's No. 2 ranking for eight weeks in the Associated Press poll before ending the year at No. 4.
- In 2002, Howland guided the Panthers to a school-record 29 wins en route to becoming the school's first coach in 26 years to garner National Coach of the Year honors.
- Howland's first coaching gig was at Northern Arizona, where his last three teams posted 20-plus win seasons.
- In 1997, the Lumberjacks had a school-record 21 victories, captured the Big Sky regular-season title and played in the NIT.
- In 1998, Howland guided NAU to its first NCAA Tournament after capturing the Big Sky Tournament championship and second-straight regular-season crown.
- Howland spent one year as a graduate assistant at Gonzaga (1981) before becoming an assistant at California-Santa Barbara from 1982-94.
- Played two years at Santa Barbara College before transferring to Weber State, where he earned his degree in physical education in 1979.
- Howland and his wife, Kim, a former Weber State cheerleader, have two children – Meredith and Adam (Brittney) – and one grandson, Benjamin Clark Howland II.



Howland's Year-By-Year Record

Northern Arizona (1994-99)

Year	Overall	Big Sky Record	Postseason
1995	9-17	4-10 (7th)	
1996	7-19	3-11 (7th)	
1997	21-7	13-1 (1st)	NIT First Round
1998	21-8	12-2 (1st)	NCAA First Round
1999	21-8	12-4 (2nd)	
Totals	79-59 (.572)	44-28 (.611)	

Pittsburgh (2000-03)

Year	Overall	Big East Record	Postseason
2000	13-15	5-11 (11th)	
2001	19-14	7-9 (5th West)	NIT Second Round
2002	29-6	13-3 (1st West)	NCAA Sweet 16
2003	28-5	13-3 (T1st West)	NCAA Sweet 16
Totals	89-40 (.690)	38-26 (.594)	

UCLA (2004-13)

Year	Overall	Pac-10/12 Record	Postseason
2004	11-17	7-11 (1T7th)	
2005	18-11	11-7 (T3rd)	NCAA First Round
2006	32-7	14-4 (1st)	NCAA Runner-up
2007	30-6	15-3 (1st)	NCAA Final Four
2008	35-4	16-2 (1st)	NCAA Final Four
2009	26-9	13-5 (2nd)	NCAA Second Round
2010	14-18	8-10 (T5th)	
2011	23-11	13-5 (2nd)	NCAA Second Round
2012	19-14	11-7 (T5th)	
2013	25-10	13-5 (1st)	NCAA First Round
Totals	233-107 (.685)	121-59 (.672)	

Mississippi State (2016)

Year	Overall	SEC Record	Postseason
2016	7-6		
Totals	7-6 (.538)		
OVERALL	408-212 (.659)		

Alabama	1-0	New Orleans	2-0
Albany	1-0	Norfolk State	2-0
Appalachian State	1-0	North Carolina AT&T	1-0
Arizona	14-11	North Carolina Central	1-0
Arizona State	17-8	Northern Arizona	1-0
Arkansas	0-1	Northern Colorado	1-0
Arkansas-Pine Bluff	1-0	Notre Dame	5-8
Belmont	1-0	Oakland	2-0
Boise State	0-4	Occidental College	1-0
Boston College	4-2	Ohio State	2-0
Butler	0-1	Oral Roberts	0-2
BYU	2-0	Oregon	12-8
Cal Poly	2-2	Oregon State	16-4
Cal State Bakersfield	1-0	Pacific	1-0
Cal State Fullerton	1-1	Penn State	2-1
Cal State Northridge	9-2	Pennsylvania	1-0
CSU San Bernardino	1-0	Pepperdine	4-0
California	17-10	Pittsburgh	1-0
Central Conn. State	1-0	Portland	0-1
Chaminade (Hawaii)	3-0	Portland State	5-3
Chicago State	1-0	Prairie View A&M	2-0
Cincinnati	0-1	Providence	3-1
Co. of Notre Dame	1-0	Rhode Island	2-0
Colorado	2-0	Richmond	1-0
Colorado College	2-0	Robert Morris	4-0
Colorado State	1-0	Rutgers	6-1
Concordia (Calif.)	0-1	Sacramento State	7-2
Connecticut	2-3	Sam Houston State	2-1
Coppin State	1-0	San Diego	0-3
Davidson	1-0	San Diego State	0-1
Delaware State	2-0	San Jose State	1-0
DePaul	1-0	Savannah State	1-0
Drexel	1-0	Seton Hall	5-2
Duquesne	3-1	Sonoma State	1-0
East Carolina	0-1	South Florida	0-1
Eastern Illinois	1-0	Southeast Louisiana	1-0
Eastern Washington	11-1	Southern University	0-1
Elon	1-0	Southern Cal	14-9
Florida	0-3	Southern Illinois	1-0
Florida International	2-1	Southern Utah	3-1
Florida State	0-1	Southwest Texas	0-1
Fresno State	1-0	St. Bonaventure	2-0
George Mason	1-0	St. Francis (N.Y.)	2-0
George Washington	1-0	St. Francis (Pa.)	4-0
Georgetown	5-4	St. Johns	2-3
Georgia	1-1	St. Martin's	1-0
Georgia Tech	1-0	Stanford	14-7
Gonzaga	1-0	Stephen F. Austin	1-1
Idaho	1-3	Syracuse	4-5
Idaho State	8-3	Temple	1-0
Illinois State	1-0	Tennessee	0-1
Indiana	2-0	Tennessee Martin	1-0
Indiana State	1-0	Texas	1-3
IUPUI	1-0	Texas A&M	2-1
James Madison	1-0	Texas Arlington	1-1
Kansas	1-3	Texas Tech	0-2
Kent State	0-1	Texas Pan American	2-0
Kentucky	1-1	Texas Southern	1-0
Long Beach State	3-1	Tulane	1-0
Louisiana Tech	1-0	UC Davis	3-0
Loyola Marymount	3-2	UC Irvine	5-1
LSU	1-0	UC Riverside	2-0
Marist	1-0	UC Santa Barbara	0-1
Marquette	0-1	UCLA	0-1
Maryland	1-0	UNLV	0-1
McNeese State	1-0	Utah	2-1
Memphis	1-2	Vermont	1-0
Mercer	1-0	Villanova	3-3
Miami	3-4	VCU	1-3
Miami (OH)	1-0	Virginia Tech	2-0
Michigan	4-3	Wagner	2-0
Michigan State	3-1	Washington	10-11
Middle Tenn. State	0-1	Washington State	18-3
Minnesota	0-1	Weber State	3-9
Mississippi State	0-2	West Virginia	5-4
Missouri-Kansas City	0-1	Western Illinois	2-0
MVSU	1-0	Western Kentucky	1-0
Missouri	1-0	Western Oregon	1-0
Missouri State	1-0	Wright State	1-0
Montana	6-5	Wyoming	1-0
Montana State	9-3	Xavier	1-0
Montana Tech	1-0	Yale	1-0
Morgan State	1-0	Youngstown State	1-0
Morris Brown	1-0		
N. Mexico Highlands	1-0	TOTAL:	408-212
Nebraska	1-1		
Nevada	1-0		
New Mexico State	2-0		

MISSISSIPPI STATE BY THE NUMBERS

GAME-BY-GAME SPECIALTY STATS (MSU First)

<u>Opponent</u>	<u>Paint</u>	<u>Off TO</u>	<u>2nd Chance</u>	<u>Fast Break</u>	<u>Bench</u>
Eastern Washington	54/52	17/12	19/10	12/4	20/8
Southern	20/34	10/24	8/10	2/10	16/23
Miami	32/46	10/26	5/17	6/8	25/50
Texas Tech	36/40	9/20	18/16	12/11	17/19
Missouri State	40/24	22/13	10/13	10/4	11/24
UT Martin	40/30	16/9	19/8	12/2	23/18
Texas Southern	46/40	21/6	15/18	10/2	19/11
UMKC	22/38	21/9	16/5	6/8	12/23
Florida State	26/42	12/19	12/23	7/6	11/27
Tulane	24/36	14/6	7/12	6/4	19/12
Northern Colorado	42/22	27/7	9/6	8/4	36/27
N.C. Central	40/18	17/1	7/21	6/2	23/20
Texas A&M	22/16	9/12	9/16	0/2	15/17
Arkansas					
Kentucky					
Tennessee					
Florida					
Ole Miss					
South Carolina					
Missouri					
Alabama					
LSU					
Arkansas					
Georgia					
Vanderbilt					
Alabama					
Texas A&M					
South Carolina					
Ole Miss					
Auburn					
SECT					

GAME-BY-GAME LEAD/DEFICIT

<u>Opponent</u>	<u>Largest Lead</u>	<u>Largest Deficit</u>	<u>Final Score</u>
Eastern Washington	21 (95-74, 2nd)	10 (33-43, 1st)	W, 106-88
Southern	4 (61-57, 2nd)	8 (61-69, 2nd)	L, 76-72
Miami	2 (2-0, 1st)	31 (70-101, 2nd)	L, 105-79
Texas Tech	7 (22-15, 1st)	13 (24-37, 1st)	L, 74-72
Missouri State	20 (42-22, 1st)	Never Trailed	W, 84-70
UT Martin	25 (73-48, 1st)	2 (0-2, 1st)	W, 76-51
Texas Southern	15 (54-39, 2nd)	5 (5-10, 1st)	W, 86-73
UMKC	3 (3-0, 1st)	8 (12-20, 1st)	L, 72-67
Florida State	7 (15-8, 1st)	24 (61-85, 2nd)	L, 90-66
Tulane	10 (66-56, 2nd)	9 (45-54, 2nd)	W, 69-59
Northern Colorado	31 (92-50, 2nd)	5 (0-5, 1st)	W, 93-69
N.C. Central	31 (68-37, 2nd)	Never Trailed	W, 71-48
Texas A&M	9 (20-11, 1st)	5 (25-30, 2nd)	L, 61-60
Arkansas			
Kentucky			
Tennessee			
Florida			
Ole Miss			
South Carolina			
Missouri			
Alabama			
LSU			
Arkansas			
Georgia			
Vanderbilt			
Alabama			
Texas A&M			
South Carolina			
Ole Miss			
Auburn			
SECT			

Mississippi State Scoring By The Half

<u>Team</u>	<u>1st Half</u>	<u>2nd Half</u>
Eastern Washington	48	58
Southern	40	32
Miami	35	44
Texas Tech	32	40
Missouri State	45	39
UT Martin	36	40
Texas Southern	45	37
Missouri-Kansas City	29	38
Florida State	28	38
Tulane	40	29
Northern Colorado	49	44
North Carolina Central	34	37
Texas A&M	25	35

Lowest First Half: 25, Texas A&M

Highest First Half: 49, Northern Colorado

Lowest 2nd Half: 29, Tulane

Highest 2nd Half: 58, Eastern Washington

Opponent Scoring By The Half

<u>Team</u>	<u>1st Half</u>	<u>2nd Half</u>
Eastern Washington	51	37
Southern	45	31
Miami	59	46
Texas Tech	41	33
Missouri State	27	43
UT Martin	29	22
Texas Southern	37	36
Missouri-Kansas City	31	41
Florida State	37	53
Tulane	34	25
Northern Colorado	34	35
North Carolina Central	17	31
Texas A&M	28	33

Lowest First Half: 17, North Carolina Central

Highest First Half: 59, Miami

Lowest 2nd Half: 22, UT Martin

Highest 2nd Half: 53, Florida State

MISSISSIPPI STATE BY THE NUMBERS

MSU'S 2015-16 RECORD WHEN . . .

Leads at Halftime	6-0
Trails at Halftime	1-6
Is Tied at Halftime	
Shoots 45% or better from the field	6-1
Shoots less than 45% from the field	1-5
Opp. shoots less than 45% from the field	4-2
Opp. shoots 45% or better from the field	3-4
Outrebounds (or ties) the opponent	4-2
Outrebounded by the opponent	3-4
More Assists (or ties) than the opponent	7-2
Fewer Assists than the opponent	0-4
Fewer (or ties) TOs than opponent	6-1
More TOs than opponent	1-5
Holds opponents to 65 points or less	3-1
In games decided by 10 points or less	1-4

MSU'S 2015-16 RECORD IN . . .

All Games	7-6
Home Games	5-2
Road Games	0-2
Neutral-sites	2-2
Non-SEC Games	7-5
Non-SEC Home Games	5-1
Non-SEC Road Games	0-2
Non-SEC Neutral-site Games	2-2
SEC Games	0-1
SEC Home Games	0-1
SEC Road Games	
SEC Tournament	
November Games	3-3
December Games	4-2
January Games	0-1
February Games	
March Games	
Monday Games	0-1
Tuesday Games	
Wednesday Games	2-2
Thursday Games	1-1
Friday Games	1-1
Saturday Games	2-1
Sunday Games	1-0
Overtime Games	
Television Games	6-5
Games vs. Ranked Opponents	

MISC. 2015-16 TEAM STATS

Largest Lead Surrendered in Loss:

9, Texas A&M (1-6-16)

Largest Deficit Overcome in Win:

10, Eastern Washington (11-13-15)

Largest Lead at Anytime:

31, Northern Colorado (12-23-15);
31, North Carolina Central (12-31-15)

Largest Deficit Anytime:

31, Miami (11-19-15)

MISCELLANEOUS MSU INDIVIDUAL STATISTICS

Games Scoring in Double Figures: Ware 13, Newman 9, Sword 7, Ready 6, Weatherspoon 6, Daniels 2, Thomas 2
Games Scoring 20-plus Points: Ware 4, Sword 2, Ready, Newman
Games Scoring 30-plus Points:
Games Rebounding in Double Figures: Ware 4, Daniels
Games With Double Figures in Assists: Ready 2
Games With Double-Doubles: Ware 4, Ready
Games With Triple-Doubles:
Games As Team High Scorer (or co-leader): Ware 7, Newman 4, Sword 3
Games As Team High Rebounder (or co-leader): Ware 10, Daniels 2, Thomas
Games As Team Leader in Assists (or co-leader): Ready 8, Sword 5, Newman 4, Weatherspoon 2, Daniels,
Games As Team Leader in Steals (or co-leader): Sword 8, Ready 6, Weatherspoon 6, Ware 3, Thomas 2, Zuppardo 2, Newman
Games As Team Leader in Blocks (or co-leader): Ware 6, Sword 6, Zuppardo, Daniels 2, Ndoye, Thomas, Weatherspoon, Holman
Games As Team Leader in Turnovers (or co-leader): Sword 7, Ready 4, Newman 3, Weatherspoon 2, Ware 2, Daniels

MSU'S RECORD BY STARTING LINEUP

Ready, Thomas, Sword, Daniels, Ware	1-2
Ready, Sword, Newman, Daniels, Ware	4-3
Weatherspoon, Sword, Newman, Daniels, Ware	1-0
Weatherspoon, Sword, Thomas, Newman, Ware	0-1
Ready, Sword, Newman, Daniels, Thomas	1-0

GAME-BY-GAME STARTERS

<i>Opponent</i>	<i>Date</i>	<i>Guard</i>	<i>Guard</i>	<i>Guard</i>	<i>Forward</i>	<i>Forward</i>	<i>Record</i>
Eastern Washington	11-13-15	Ready	Sword	Thomas	Daniels	Ware	1-0
Southern	11-16-15	Ready	Sword	Thomas	Daniels	Ware	1-1
Miami	11-19-15	Ready	Sword	Thomas	Daniels	Ware	1-2
Texas Tech	11-20-15	Ready	Sword	Newman	Daniels	Ware	1-3
Missouri State	11-22-15	Ready	Sword	Newman	Daniels	Ware	2-3
UT Martin	11-28-15	Ready	Sword	Newman	Daniels	Ware	3-3
Texas Southern	12-02-15	W'Spoon	Sword	Newman	Daniels	Ware	4-3
UMKC	12-12-15	Ready	Sword	Newman	Daniels	Ware	4-4
Florida State	12-16-15	W'Spoon	Sword	Newman	Thomas	Ware	4-5
Tulane	12-19-15	Ready	Sword	Newman	Daniels	Thomas	5-5
Northern Colorado	12-23-15	Ready	Sword	Newman	Daniels	Ware	6-5
N.C. Central	12-31-15	Ready	Sword	Newman	Daniels	Ware	7-5
Texas A&M	01-06-16	Ready	Sword	Newman	Daniels	Ware	7-6
Arkansas	01-09-16						
Kentucky	01-12-16						
Tennessee	01-16-16						
Florida	01-19-16						
Ole Miss	01-23-16						
South Carolina	01-26-16						
Missouri	01-30-16						
Alabama	02-02-16						
LSU	02-06-16						
Arkansas	02-09-16						
Georgia	02-13-16						
Vanderbilt	02-16-16						
Alabama	02-19-16						
Texas A&M	02-24-16						
South Carolina	02-27-16						
Ole Miss	03-02-16						
Auburn	03-05-16						

SECT

2015-16 Win-Loss Differential

Diff.	1	2	3	4	5	6	7	8	9	10	11	12	13	14	15	16	17	18	19	20	21	22	23	24	25+
Won										1			1	1			1						1	1	1
Lost	1	1		1	1																			1	1

MISSISSIPPI STATE BY THE NUMBERS

Mississippi State In Overtime Games

This Season	0-0
Overall Overtime Record	60-49
<i>Home Overtime Record</i>	34-21
<i>Road Overtime Record</i>	18-20
<i>Neutral Site Overtime Record</i>	8-8
Humphrey Coliseum Overtime Record	25-16
SEC Tournament Overtime Record	2-5
Double Overtime Record	6-5
Four Overtime Record	0-2
Postseason Overtime Record	1-0
Last OT Played (1OT)	vs. Texas A&M (W, 81-72, 1/18/14)
Last Double OT	vs. UMass (L, 101-96, 3/13/12)
Last Triple OT	vs. Alabama (L, 79-78, 2/27/71)
Last Four OT	vs. Ole Miss (W, 104-102, 1/24/90)

Mississippi State Coaches In Overtime Games

Babe McCarthy	6-5
<i>Home Overtime Record</i>	2-2
<i>Road Overtime Record</i>	2-2
<i>Neutral Site Overtime Record</i>	2-1
Joe Dan Gold	5-3
<i>Home Overtime Record</i>	3-3
<i>Road Overtime Record</i>	1-0
<i>Neutral Site Overtime Record</i>	1-0
Kermit Davis	8-6
<i>Home Overtime Record</i>	5-3
<i>Road Overtime Record</i>	3-3
Ron Greene	2-0
<i>Home Overtime Record</i>	2-0
Jim Hatfield	3-3
<i>Home Overtime Record</i>	3-2
<i>Road Overtime Record</i>	0-1
Bob Boyd	3-4
<i>Home Overtime Record</i>	2-1
<i>Road Overtime Record</i>	1-2
<i>Neutral Site Overtime Record</i>	0-1
Richard Williams	15-11
<i>Home Overtime Record</i>	7-3
<i>Road Overtime Record</i>	5-5
<i>Neutral Site Overtime Record</i>	3-3
Rick Stansbury	15-16
<i>Home Overtime Record</i>	7-6
<i>Road Overtime Record</i>	6-7
<i>Neutral Site Overtime Record</i>	2-3
Rick Ray	3-1
<i>Home Overtime Record</i>	3-1

OVERTIME FOES

TEAM	RECORD	TEAM	RECORD
Alabama	6-6	Morehead State	1-0
Alaska-Fairbanks	1-0	Northeastern Louisiana	0-1
Arkansas	2-1	Northwestern State	0-1
Auburn	6-4	Oklahoma	1-0
Baylor	1-0	Ole Miss	6-3
BYU	0-1	Old Dominion	0-1
California	0-1	San Diego	0-1
Drake	1-0	Santa Clara	2-0
Florida	0-3	Southern Mississippi	1-0
Florida State	1-0	Southwestern Louisiana	1-0
Georgia	3-3	South Alabama	1-0
Georgia Tech	1-0	South Carolina	3-0
Houston	0-1	Tennessee	6-2
Idaho	0-1	Texas	1-0
Kentucky	4-5	Texas A&M	1-1
Loyola	1-0	Troy	2-0
LSU	3-4	Tulane	0-1
Memphis	1-0	UAB	0-1
Missouri-Kansas City	0-1	UMass	0-1
Montana	1-0	Vanderbilt	2-5

THE LAST TIME . . .

THE LAST TIME AN MSU PLAYER ...

Scored 30 or more points in a game:

32, Ravern Johnson vs. Tenn. St. (11-12-10)

Scored 33 or more points in a game:

33, Craig Sword at LSU (2-19-14)

Scored 34 or more points in a game:

34, Arnett Moultrie vs. UMass (3-13-12)

Scored 35 or more points in a game:

36, Jeff Malone at Ole Miss (2-19-83)

Scored 37 or more points in a game:

39, Jeff Malone vs. Alabama (1-31-83)

Scored 40 or more points in a game:

40, Rickey Brown vs. Auburn (3-7-77)

Scored 20+ points in back-to-back games:

Gavin Ware (25 vs. Missouri State 11-22-15;

22 vs. UT Martin (11-28-15)

Scored 20+ points in three-consecutive games:

Craig Sword (24 vs. Loyola, 12-01-13; 24 vs.

TCU, 12-05-13; 22 vs. SELA, 12-13-13)

Scored 20+ points in five-consecutive games:

Jeff Malone, 1982-83 (11 consecutive)

Scored 30+ points in back-to-back games:

Jeff Malone (36 at Ole Miss & 30 vs.

Georgia, 1982-83)

Scored 30+ points in three-consecutive games:

Jeff Malone (33 at LSU; 36 at Ole Miss &

30 vs. Georgia, 1982-83)

Two players score 20+ points in same game:

Gavin Ware, 20; Craig Sword, 20, vs. Miami

(11-19-15)

Made 10 field goals in a game:

10, Gavin Ware vs. Miami (11-19-15)

Made 11 field goals in a game:

11, Gavin Ware, E. Washington (11-13-15)

Made 12 field goals in a game:

12, Gavin Ware, Missouri State (11-22-15)

Made 13 field goals in a game:

13, Horatio Webster vs. SW Missouri St.

(11-23-97)

Made 14 field goals in a game:

14, Cameron Burns at Georgia (1-17-90)

Made 15 or more field goals in a game:

16, Raymond Brown vs. Florida (3-2-85)

Attempted 20 field goals in a game:

20, Ravern Johnson vs. St. Mary's (12-29-10)

Attempted 21 or more field goals in a game:

21, Dee Bost vs. Kentucky (2-16-10)

Attempted 23 or more field goals in a game:

23, Arnett Moultrie vs. UMass (3-13-12)

Attempted 25 field goals in a game:

25, Chuck Evans at Alabama (3-6-93)

Attempted 26 field goals in a game:

26, Tony Watts at Ole Miss (2-22-92)

Attempted 27 or more field goals in a game:

28, Jeff Malone vs. Vanderbilt (1-8-83)

Made six 3-pointers in a game:

6, Dee Bost vs. Old Dominion (11-28-09)

Made seven 3-pointers in a game:

7, Dee Bost vs. Troy (12-10-11)

Made eight or more 3-pointers in a game:

8, Winsome Frazier vs. UMKC (11-23-04)

Attempted 11 3-pointers in a game:

11, Dee Bost vs. Detroit (12-17-11)

Attempted 12 3-pointers in a game:

12, Ravern Johnson vs. ETSU (12-11-10)

Attempted 13 or more 3-pointers in a game:

13, Dee Bost vs. Troy (12-10-11)

Attempted 16 or more 3-pointers in a game:

17, Darryl Wilson vs. Alabama (3-4-95)

Made 14 or more free throws in a game:

14, Trivante Bloodman vs. Auburn (2-15-14)

Made 15 or more free throws in a game:

15, Craig Sword vs. Ole Miss (1-11-14)

Attempted 17 free throws in a game:

17, Jarvis Varnado at Houston (12-19-09)

Attempted 18 free throws in a game:

18, Craig Sword vs. Ole Miss (1-11-14)

Attempted 19 free throws in a game:

19, Carl Nichols vs. SE La. (12-1-88)

Had 16 rebounds in a game:

16, Gavin Ware vs. Maryland ES (1-2-14)

Had 17 rebounds in a game:

17, Gavin Ware at Auburn (1-21-15)

Had 18 or more rebounds in a game:

21, Wesley Morgan vs. SE La. (11-28-05)

Had 22 or more rebounds in a game:

23, Rickey Brown vs. Vanderbilt (12-6-79)

Had 24 or more rebounds in a game:

24, Wiley Peck vs. Alabama (1-27-79)

Had 10 or more offensive rebounds in a game:

11, Arnett Moultrie vs. Northwestern State

(12-22-11)

Had 10 or more defensive rebounds in a game:

10, Gavin Ware vs. LSU (1-31-15)

Had 13 or more defensive rebounds in a game:

13, Colin Borchert (3-9-13)

Had 15 or more defensive rebounds in a game:

15, Jarvis Varnado at San Diego (12-31-09)

Had 10 assists in a game:

10, Dee Bost vs. LSU (1-25-11)

Had 11 assists in a game:

11, I.J. Ready vs. No. Colorado (12-23-15)

Had 13 assists in a game:

13, Dee Bost vs. Ole Miss (2-9-12)

Had 14 assists in a game:

14, Gary Ervin vs. Florida A&M (12-20-04)

Had 15 or more assists in a game:

16, Chuck Evans at UMKC (2-23-93)

Had 10 or more turnovers in a game:

10, Charles Rhodes vs. Nicholls (11-11-06)

Had five or more blocks in a game:

5, Gavin Ware at Loyola (12-15-12)

Had seven blocks in a game:

7, Jarvis Varnado at LSU (2-20-10)

Had eight blocks in a game:

8, Jarvis Varnado vs. Alabama (2-24-10)

Had nine blocks in a game:

9, Jarvis Varnado at Vanderbilt (2-3-10)

Had 10 blocks in a game:

10, Jarvis Varnado vs. Arkansas (1-14-10)

Had 10+ blocks in two consecutive games:

Jarvis Varnado (10 vs. Georgia & 10 vs.

Kentucky, 2007-08)

Had five steals in a game:

5, Fred Thomas vs. Clayton State (11-24-14)

Had six or more steals in a game:

7, Craig Sword vs. Ole Miss (1-11-14)

LAST TIME AN MSU TEAM...

Scored 100 or more points:

106 vs. Eastern Washington (11-13-15)

Scored 100 or more points in an SEC game:

105 vs. Auburn (3-2-04)

Allowed 100 or more points in an SEC game:

115 at Arkansas (2-20-93)

Allowed 100 or more points in non-SEC play:

105 vs. Miami (11-19-15)

Was held to 52 points or less:

51 vs. Alabama (2-10-15)

Was held to 50 points:

50 vs. Alabama (2-25-12)

Was held to 49 points or less:

47 vs. Florida (1-10-15)

Was held to 45 points or less:

41 at Georgia (2-7-15)

Was held to 40 points or less:

36 vs. Missouri (2-13-13)

Was held to 35 points or less:

31 vs. Vanderbilt (2-23-13)

Was held to fewer than 10 points in a half:

9 at Arkansas, first (2-7-15)

Held opponent to 59 points or less:

59 vs. Tulane (12-19-15)

Held opponent to 56 points or less:

56 at Vanderbilt (3-4-15)

Held opponent to 55 points or less:

51 vs. UT Martin (11-28-15)

Held opponent to 50 points or less:

48 vs. North Carolina Central (12-31-15)

Held opponent to 45 points or less:

45 vs. MVSU (12-28-09)

Held opponent to 42 points or less:

42 vs. Texas-San Antonio (12-4-12)

Held opponent to 39 points or less:

39 at LSU (1-9-08)

Shot 50 percent or better from the field:

.519 [28-54] vs. N.C. Central (12-31-15)

Shot 55 percent or better from the field:

.582 [33-55] vs. No. Colorado (12-23-15)

Shot 60 percent or better from the field:

.621 [41-66] vs. E. Washington (11-13-15)

Shot 65 percent or better from the field:

.660 [35-53] vs. Western Kentucky (1-5-09)

Was held to less than 35 percent from the field:

.311 [14-45] at Arkansas (2-7-15)

Was held to less than 30 percent from the field:

.283 [17-60] vs. North Carolina (11-19-12)

Was held to less than 25 percent from the field:

.175 [7-40] vs. Vanderbilt (2-23-13)

Held opp. to 35 percent or less from the field:

.306 [19-62] vs. Texas A&M (1-6-16)

Held opp. to 30 percent or less from the field:

.236 [17-72] vs. N.C. Central (12-31-15)

Opponent shot 50 percent or better:

.540 [27-50] Missouri-Kansas City (12-12-15)

Opponent shot 60 percent or better:

.623 [33-53] Missouri (3-1-14)

Made 35 or more field goals:

35 vs. Texas Southern (12-2-15)

Made 40 or more field goals:

41 vs. Eastern Washington (11-13-15)

Made fewer than 15 field goals:

14 at Arkansas (2-7-15)

Attempted 70 or more shots from the field:

71 vs. Troy (12-10-11)

Attempted 80 or more shots from the field:

80 at Alabama (2-21-09)

Attempted just 40 shots from the field:

40 vs. Vanderbilt (2-23-13)

Attempted 39 or fewer shots from the field:

39 at Vanderbilt (3-4-15)

Attempted 35 or fewer shots from the field:

34 vs. Tennessee (2-3-15)

Made 10 or more 3-pointers:

11 vs. Southern University (11-16-15)

Made 12 3-pointers:

12 vs. Auburn (2-4-12)

Made 15 3-pointers:

15 vs. North Carolina A&T (12-12-10)

Made 16 3-pointers:

16 vs. Troy (12-10-11)

Did not make a 3-pointer:

[0-10] at Arkansas (2-7-15)

Made just one 3-pointer:

vs. Tennessee (1-7-15)

Made just two 3-pointers:

vs. Kentucky (2-25-15)

Attempted nine 3-pointers or less:

9 vs. Tennessee (1-7-15)

Attempted six 3-pointers or less:

6 at Ole Miss (1-29-03)

Attempted 25 3-pointers:

25 vs. Georgia (2-14-12)

Attempted 26 3-pointers:

26 vs. South Carolina (3-5-11)

Attempted 27 3-pointers:

27 vs. Texas Southern (12-2-15)

Attempted 29 or more 3-pointers:

29 vs. Missouri-Kansas City (12-12-15)

Attempted 30 or more 3-pointers:

31 vs. Southern University (11-16-15)

Attempted 35 or more 3-pointers:

35 vs. Kentucky (2-16-10)

THE LAST TIME (CONTINUED) . . .

Made 31 or more free throws:

31 vs. Auburn (1-22-14)

Made 40 or more free throws:

41 vs. LSU (2-11-09)

Made 50 or more free throws:

52 vs. LSU (2-11-09)

Made fewer than five free throws:

4 at Vanderbilt (2-1-14)

Made fewer than four free throws:

3 vs. Baylor (12-28-11)

Made only 1 free throw:

1 vs. Florida (1-30-14)

Attempted 30 or more free throws:

34 vs. Auburn SECT (3-11-15)

Attempted 35 or more free throws:

35 vs. Tennessee (2-3-15)

Attempted 40 or more free throws:

44 vs. Tennessee (1-7-15)

Attempted 45 or more free throws:

45 vs. Florida A&M (12-17-13)

Attempted fewer than 10 free throws:

7, vs. Texas Southern (12-2-15)

Had 50 or more rebounds:

51 vs. Prairie View (11-8-13)

Had 55 or more rebounds:

58 vs. Troy (12-10-05)

Had 59 or more rebounds:

59 at Houston (12-19-09)

Had fewer than 25 rebounds:

21 vs. McNeese State (12-30-14)

Had 20 or fewer rebounds:

19 at Vanderbilt (3-4-15)

Had 20 or more assists:

20 vs. Missouri State (11-22-15)

Had 21 or more assists:

21 vs. Northern Colorado (12-23-15)

Had 25 or more assists:

25 vs. St. Bonaventure (12-05-09)

Had 30 or more assists:

30 vs. Troy (12-10-11)

Had 5 Assists:

5, Florida State (12-16-15)

Had Fewer Than 5 Assists:

4, Tennessee (1-2-15)

Had 20 or more turnovers:

20 vs. South Carolina (3-6-13)

Had 21 or more turnovers:

21 vs. Jacksonville (12-23-14)

Had 23 or more turnovers:

23 vs. Arkansas (2-21-15)

Had 24 or more turnovers:

24 at Arkansas (2-7-15)

Had 25 turnovers:

26 vs. Mississippi Valley State (11-17-14)

Had 29 or more turnovers:

29 at Arkansas (1-23-13)

Had 30 or more turnovers:

31 at Kentucky (1-7-97)

Had 34 or more turnovers:

34 at Evansville (12-17-75)

Had fewer than 10 turnovers:

9 vs. Tulane (12-19-15)

Had five or fewer turnovers:

5 vs. Florida Atlantic (11-30-10)

Forced 25 or more turnovers

26 vs. Kennesaw State (11-14-13)

Had 10 blocked shots:

10 vs. Texas Southern (12-2-15)

Had 11 blocked shots:

11 at Alabama (2-21-09)

Had 12 blocked shots:

12 vs. Troy (11-26-10)

Had 13 blocked shots:

13 vs. Arkansas (1-14-10)

Had 14 blocked shots:

14 vs. Texas-Pan American (11-24-09)

Had 16 blocked shots:

16 vs. Georgia (1-12-08)

Had 10 steals:

10 vs. Auburn (1-21-15)

Had 11 steals:

11 at Clayton State (11-24-14)

Had 12 steals:

12 vs. Northern Colorado (12-23-15)

Had 13 or more steals:

14 vs. South Carolina (1-9-13)

Had 15 or more steals:

15 vs. Florida Gulf Coast (12-19-13)

Had 17 or more steals:

17 vs. Florida Atlantic (11-13-12)

Had 20 or more steals:

20 vs. Nicholls State (11-17-01)

Had 1 steal or less:

1 vs. Vanderbilt (3-11-11)

1 FRED THOMAS



Senior | Guard

6-5 | 210

Jackson, MS

Jim Hill HS

Season Highs

Points: 13, Northern Colorado, 12-23-15
FGM: 4, Northern Colorado, 12-23-15
FGA: 8, Northern Colorado, 12-23-15
3FGM: 3, Southern, 11-16-15
3FGA: 6, twice, last vs. Northern Colorado, 12-23-15
FTM: 4, Eastern Washington, 11-13-15
FTA: 4, twice, last vs. Northern Colorado, 12-23-15
Rebounds: 9, Florida State, 12-16-15
Assists: 2, twice, last vs. NC Central, 12-31-15
Blocks: 2, NC Central, 12-31-15
Steals: 1, twice, last vs. Tulane, 12-19-15
Minutes: 35, twice, last vs. Florida State, 12-16-15

Career Highs

Points: 21, South Carolina, 3-13-13
FGM: 7, twice, last vs. Missouri, 3-1-14
FGA: 15, Marquette, 11-20-12
3FGM: 4, 10x, last vs. Tennessee, 2-3-15
3FGA: 10, twice, last vs. Providence, 12-1-12
FTM: 8, Florida, 1-26-13
FTA: 9, twice, last vs. Utah State, 11-22-14
Rebounds: 9, twice, last vs. Florida State, 12-16-15
Assists: 4, twice, last vs. USC, 3-6-13
Blocks: 3, 4x, last vs. Auburn, 1-22-14
Steals: 7, Florida, 1-26-13
Minutes: 41, Texas A&M, 1-18-14

2015-16 Game-By-Game

Opponent	MIN	FG	Pct.	3FG	Pct.	FT	Pct.	O-D-R	PF	A	TO	B	S	PTS
N13 Eastern Washington	35	3-6	.500	0-2	.000	4-4	1.000	2-3-5	0	1	0	1	0	10
N16 Southern University	32	3-6	.500	3-6	.500	0-0	.000	0-7-7	1	1	2	0	1	9
N19 Miami	27	0-5	.000	0-4	.000	0-0	.000	0-4-4	4	0	1	0	0	0
N20 Texas Tech	9	1-4	.250	0-2	.000	0-0	.000	0-0-0	0	1	2	0	0	2
N22 Missouri State	14	0-0	.000	0-0	.000	1-2	.500	0-2-2	2	1	1	0	0	1
N28 UT Martin	17	1-3	.333	1-3	.333	0-0	.000	0-4-4	2	1	0	0	0	3
D2 Texas Southern	16	2-4	.500	1-3	.333	0-0	.000	1-1-2	0	0	0	0	0	5
D12 UMKC	11	0-2	.000	0-2	.000	2-2	1.000	0-1-1	0	0	0	0	0	2
D16 Florida State	35	2-6	.333	1-5	.200	1-2	.500	0-9-9	4	1	3	0	0	6
D19 Tulane	33	3-5	.600	2-4	.500	1-1	1.000	0-5-5	3	2	1	0	1	9
D23 Northern Colorado	25	4-8	.500	2-6	.333	3-4	.750	0-0-0	2	0	0	0	0	13
D31 North Carolina Central	18	1-3	.333	1-2	.500	0-0	.000	0-4-4	2	2	0	2	0	3
J6 Texas A&M	17	1-4	.250	1-3	.333	0-0	.000	0-0-0	2	0	0	0	0	3
J9 Arkansas														
J12 Kentucky														
J16 Tennessee														
J19 Florida														
J23 Ole Miss														
J26 South Carolina														
J30 Missouri														
F2 Alabama														
F6 LSU														
F9 Arkansas														
F13 Georgia														
F16 Vanderbilt														
F20 Alabama														
F24 Texas A&M														
F27 South Carolina														
M2 Ole Miss														
M5 Auburn														
M9 SEC Tournament														

Thomas' Notes . . .

- ✓ 10 points in season opener vs. EWU.
- ✓ Tallied 9 points, 7 rebounds vs. SU.
- ✓ 3 points, 4 rebounds against UT Martin.
- ✓ 5 points and a pair of rebounds against Texas Southern.
- ✓ Earned 6 points and tied a career high with 9 rebounds at Florida State.
- ✓ Totaled 9 points on 3-of-5 shooting with 5 rebounds and season-high 2 assists vs. Tulane.
- ✓ Earned 13 points on .500 shooting against Northern Colorado.
- ✓ Set a season high with 2 blocks and tied a season high with 2 assists against NC Central.

CAREER STATS For FRED THOMAS

Year	GP-GS	Min/Avg	FG-FGA	Pct	3FM-3GA	Pct	FT-FTA	Pct	Rebs	PF-D	Ast	TO	Blk	Stl	Pts/Avg
2012-13	32-19	917/28.7	103-314	.328	41-172	.238	62-78	.795	112-3.5	45-1	43	49	27	56	309/9.7
2013-14	31-23	927/29.9	99-259	.382	46-144	.319	45-72	.625	91-2.9	56-0	44	40	23	31	289/9.3
2014-15	31-16	757/24.4	84-223	.377	47-137	.343	67-85	.788	111-3.6	58-0	25	47	15	23	282/9.1
2015-16	13-5	289/22.2	21-56	.375	12-42	.286	12-15	.800	43-3.3	22-0	10	10	3	2	66/5.1
TOTAL	107-63	2890/27.0	307-852	.360	146-495	.295	186-250	.744	357-3.3	181-1	122	146	68	112	946/8.8

4 JOHNNY ZUPPARDO



Senior | Forward

6-8 | 226

Bay St. Louis, MS

Jones Junior College

Season Highs

Points: 8, Northern Colorado, 12-23-15
FGM: 3, twice, last vs. Northern Colorado, 12-23-15
FGA: 6, Southern, 11-16-15
3FGM: 2, twice, last vs. Northern Colorado, 12-23-15
3FGA: 3, 3x, last vs. NC Central, 12-31-15
FTM: 1, Southern, 11-16-15
FTA: 2, Southern, 11-16-15
Rebounds: 8, Eastern Washington, 11-13-15
Assists: 2, UMKC, 12-12-15
Blocks: 1, 3x, last vs. Northern Colorado, 12-23-15
Steals: 2, twice, last vs. UT Martin, 11-28-15
Minutes: 19, UMKC, 12-12-15

Zuppardo's Notes . . .

- ✓ Had 6 points, 8 rebounds in MSU debut.
- ✓ Had 6 points vs. Southern, including hitting his first three-pointer of the year.
- ✓ Totaled six points off 2-2 shooting from three-point range vs. Miami (FL).
- ✓ In a career-high 18 minutes, scored 2 points, grabbed 4 rebounds and had 2 steals.
- ✓ 4 points, 4 rebounds and 2 steals against UT Martin.
- ✓ 3 points and career-high 2 assists in 19 minutes at UMKC.
- ✓ Scored a career-high 8 points against Northern Colorado.

2015-16 Game-By-Game

Opponent	MIN	FG	Pct.	3FG	Pct.	FT	Pct.	O-D-R	PF	A	TO	B	S	PTS
N13 Eastern Washington	15	3-3	1.000	0-0	.000	0-0	.000	2-6-8	3	1	0	0	0	6
N16 Southern University	9	2-6	.333	1-3	.333	1-2	.500	3-2-5	1	0	1	1	0	6
N19 Miami	9	2-3	.667	2-2	1.000	0-0	.000	0-1-1	3	0	0	1	0	6
N20 Texas Tech	12	2-3	.667	1-1	1.000	0-0	.000	1-0-1	2	0	2	0	0	5
N22 Missouri State	18	1-5	.200	0-1	.000	0-0	.000	0-4-4	1	1	0	0	2	2
N28 UT Martin	13	2-3	.667	0-1	.000	0-0	.000	2-2-4	5	1	1	0	2	4
D2 Texas Southern	9	1-2	.500	1-2	.500	0-0	.000	0-1-1	1	1	0	0	1	3
D12 UMKC	19	1-2	.500	1-1	1.000	0-0	.000	0-1-1	1	2	0	0	1	3
D16 Florida State	13	1-4	.250	1-4	.250	0-0	.000	1-2-3	5	0	1	0	0	3
D19 Tulane	11	0-4	.000	0-2	.000	0-0	.000	1-5-6	1	0	0	0	1	0
D23 Northern Colorado	15	3-5	.600	2-3	.667	0-0	.000	1-3-4	1	0	1	1	1	8
D31 North Carolina Central	13	1-4	.250	1-3	.333	0-0	.000	0-1-1	2	0	0	0	0	3
J6 Texas A&M	7	0-0	.000	0-0	.000	0-0	.000	1-0-1	1	0	0	0	0	0
J9 Arkansas														
J12 Kentucky														
J16 Tennessee														
J19 Florida														
J23 Ole Miss														
J26 South Carolina														
J30 Missouri														
F2 Alabama														
F6 LSU														
F9 Arkansas														
F13 Georgia														
F16 Vanderbilt														
F20 Alabama														
F24 Texas A&M														
F27 South Carolina														
M2 Ole Miss														
M5 Auburn														
M9 SEC Tournament														

CAREER STATS FOR JOHNNY ZUPPARDO

Year	GP-GS	Min/Avg	FG-FGA	Pct	3FM-3GA	Pct	FT-FTA	Pct	Rebs	PF-D	Ast	TO	Blk	Stl	Pts/Avg
2015-16	13-0	163/12.5	19-44	.432	10-23	.435	1-2	.500	40-3.1	27-2	6	6	3	8	49/3.8

10 CARTER HOLMES



Sophomore | Guard

6-0 | 185

Jackson, MS

Jackson Academy

Season Highs

Points: ---
 FGM: ---
 FGA: 2, NC Central, 12-31-15
 3FGM: ---
 3FGA: 2, NC Central, 12-31-15
 FTM: ---
 FTA: ---
 Rebounds: ---
 Assists: ---
 Blocks: ---
 Steals: ---
 Minutes: 2, twice, last vs. NC Central, 12-31-15

Holmes' Notes . . .

✓ Made his debut against EWU.

2015-16 Game-By-Game

Opponent	MIN	FG	Pct.	3FG	Pct.	FT	Pct.	O-D-R	PF	A	TO	B	S	PTS
N13 Eastern Washington	1	0-0	.000	0-0	.000	0-0	.000	0-0-0	0	0	0	0	0	0
N16 Southern University	-DNP-													
N19 Miami	-DNP-													
N20 Texas Tech	-DNP-													
N22 Missouri State	-DNP-													
N28 UT Martin	1	0-0	.000	0-0	.000	0-0	.000	0-0-0	0	0	0	0	0	0
D2 Texas Southern	-DNP-													
D12 UMKC	-DNP-													
D16 Florida State	-DNP-													
D19 Tulane	-DNP-													
D23 Northern Colorado	2	0-0	.000	0-0	.000	0-0	.000	0-0-0	0	0	0	0	0	0
D31 North Carolina Central	2	0-2	.000	0-2	.000	0-0	.000	0-0-0	0	0	0	0	0	0
J6 Texas A&M	-DNP-													
J9 Arkansas														
J12 Kentucky														
J16 Tennessee														
J19 Florida														
J23 Ole Miss														
J26 South Carolina														
J30 Missouri														
F2 Alabama														
F6 LSU														
F9 Arkansas														
F13 Georgia														
F16 Vanderbilt														
F20 Alabama														
F24 Texas A&M														
F27 South Carolina														
M2 Ole Miss														
M5 Auburn														
M9 SEC Tournament														

CAREER STATS FOR CARTER HOLMES

Year	GP-GS	Min/Avg	FG-FGA	Pct	3FM-3GA	Pct	FT-FTA	Pct	Rebs	PF-D	Asst	TO	Blk	Stl	Pts/Avg
2015-16	4-0	6/1.5	0-2	.000	0-2	.000	0-0	.000	0-0.0	0-0	0	0	0	0	0/0.0

11 QUINNDARY WEATHERSPOON



Freshman | Guard

6-4 | 202

Canton, MS

Velma Jackson HS

Season Highs

Points: 16, UT Martin, 11-28-15
FGM: 6, twice, last vs. NC Central, 12-31-15
FGA: 11, NC Central, 12-31-15
3FGM: 2, twice, last vs. UT Martin, 11-28-15
3FGA: 4, twice, last vs. Texas A&M, 1-6-16
FTM: 3, Texas Tech, 11-20-15
FTA: 3, twice, last vs. Texas Tech, 11-20-15
Rebounds: 7, NC Central, 12-31-15
Assists: 4, NC Central, 12-31-15
Blocks: 2, Texas Southern, 12-2-15
Steals: 3, UMKC, 12-12-15
Minutes: 33, Florida State, 12-16-15

Weatherspoon's Notes . . .

- ✓ 12 points and 2 rebounds in MSU debut.
- ✓ Tallied 4 points against Southern, including his first collegiate free throws.
- ✓ Earned 4 points, 3 rebounds, a block and a steal against Miami.
- ✓ Set a career high with 5 rebounds and tacked on 10 points vs. Texas Tech.
- ✓ Had 6 points on 3 of 5 shooting against Missouri State.
- ✓ Career-high 16 points on 6-of-6 shooting vs. UT Martin.
- ✓ 5 points and career highs in assists (3) and blocks (2) in his first-career start vs. Texas Southern.
- ✓ Earned 7 points, along with 4 rebounds, 3 assists and a career-high 3 steals.
- ✓ Played a career-high 33 minutes at Florida State, earning 4 points, 2 rebounds and 2 steals.
- ✓ Tallied 7 points, 3 rebounds and a steal vs. Tulane.
- ✓ Earned 10 points on 4-of-5 shooting with 2 steals and 2 assists against Northern Colorado.
- ✓ Scored 14 points and tacked on career highs with 7 rebounds and 4 assists in a win against NC Central.
- ✓ Earned 12 points and 5 rebounds against Texas A&M, giving him double-digits points in his last three games.

2015-16 Game-By-Game

Opponent	MIN	FG	Pct.	3FG	Pct.	FT	Pct.	O-D-R	PF	A	TO	B	S	PTS
N13 Eastern Washington	23	5-8	.625	2-3	.667	0-0	.000	0-2-2	4	1	2	1	0	12
N16 Southern University	17	1-4	.250	0-1	.000	2-3	.667	0-3-3	2	0	1	0	1	4
N19 Miami	16	2-6	.333	0-1	.000	0-0	.000	1-2-3	4	2	0	1	1	4
N20 Texas Tech	18	3-6	.500	1-4	.250	3-3	1.000	1-4-5	2	0	0	1	0	10
N22 Missouri State	20	3-5	.600	0-2	.000	0-0	.000	0-1-1	2	1	2	0	0	6
N28 UT Martin	18	6-6	1.000	2-2	1.000	2-2	1.000	1-2-3	0	1	0	0	2	16
D2 Texas Southern	23	2-7	.286	1-3	.333	0-0	.000	0-1-1	2	3	0	2	0	5
D12 UMKC	13	3-6	.500	1-2	.500	0-0	.000	1-3-4	3	3	1	0	3	7
D16 Florida State	33	2-10	.200	0-3	.000	0-0	.000	0-2-2	3	0	4	0	2	4
D19 Tulane	19	2-6	.333	1-1	1.000	2-2	1.000	2-1-3	2	0	1	0	1	7
D23 Northern Colorado	23	4-5	.800	0-1	.000	2-2	1.000	1-1-2	1	2	1	0	2	10
D31 North Carolina Central	24	6-11	.545	1-3	.333	1-1	1.000	2-5-7	2	4	3	0	2	14
J6 Texas A&M	26	5-9	.556	1-4	.250	1-2	.500	3-2-5	1	2	1	1	2	12
J9 Arkansas														
J12 Kentucky														
J16 Tennessee														
J19 Florida														
J23 Ole Miss														
J26 South Carolina														
J30 Missouri														
F2 Alabama														
F6 LSU														
F9 Arkansas														
F13 Georgia														
F16 Vanderbilt														
F20 Alabama														
F24 Texas A&M														
F27 South Carolina														
M2 Ole Miss														
M5 Auburn														
M9 SEC Tournament														

CAREER STATS FOR QUINNDARY WEATHERSPOON

Year	GP-GS	Min/Avg	FG-FGA	Pct	3FM-3GA	Pct	FT-FTA	Pct	Rebs	PF-D	Ast	TO	Blk	Stl	Pts/Avg
2015-16	13-2	273/21.0	44-89	.494	10-30	.333	13-15	.867	41-3.2	28-0	19	16	6	16	111/8.5

14 MALIK NEWMAN



Freshman | Guard

6-3 | 190

Jackson, MS

Callaway HS

Season Highs

Points: 20, Northern Colorado, 12-23-15
FGM: 6, 4x, last vs. NC Central, 12-31-15
FGA: 17, Texas Tech, 11-20-15
3FGM: 4, 3x, last vs. Northern Colorado, 12-23-15
3FGA: 10, UMKC, 12-12-15
FTM: 6, Tulane, 12-19-15
FTA: 6, 3x, last vs. Texas A&M, 1-6-16
Rebounds: 5, Texas Tech, 11-20-15
Assists: 4, 3x, last vs. NC Central, 12-31-15
Blocks: ---
Steals: 2, Texas Southern, 12-2-15
Minutes: 34, UMKC, 12-12-15

Newman's Notes . . .

- ✓ Preseason second-team All-SEC selection by both the league coaches and writers.
- ✓ DNP vs. Eastern Washington due to turf toe.
- ✓ Made his debut against Southern, scoring 6 points along with 3 assists.
- ✓ Scored 15 points against Miami, including going 4-8 from long distance.
- ✓ Made his first-career start vs. Texas Tech, tallying 17 points, 5 rebounds and 4 assists.
- ✓ Scored 14 points on 5 of 10 shooting in a win against Missouri State.
- ✓ 5 points, 3 rebounds vs. UT Martin.
- ✓ 9 points and a career-high 2 steals against Texas Southern.
- ✓ Put together 15 points with 4 rebounds and tied a career high with 4 assists, while going a career-best 6-of-6 from the free throw line vs. Tulane.
- ✓ Earned a career-high 20 points against Northern Colorado.
- ✓ Turned in 15 points, 4 rebounds and 4 assists in a win against NC Central.
- ✓ Totaled 14 points, 3 rebounds and 2 assists in SEC opener vs. Texas A&M.
- ✓ Scored in double digits in nine of his last 11 games.

2015-16 Game-By-Game

Opponent	MIN	FG	Pct.	3FG	Pct.	FT	Pct.	O-D-R	PF	A	TO	B	S	PTS
N13 Eastern Washington	-DNP-													
N16 Southern University	17	2-8	.250	1-5	.200	1-6	.167	0-2-2	0	3	4	0	0	6
N19 Miami	27	5-10	.500	4-8	.500	1-2	.500	0-3-3	3	1	3	0	0	15
N20 Texas Tech	31	6-17	.353	2-9	.222	3-3	1.000	2-3-5	4	4	3	0	1	17
N22 Missouri State	26	5-10	.500	2-6	.333	2-2	1.000	0-1-1	4	1	1	0	0	14
N28 UT Martin	32	2-10	.200	1-4	.250	0-0	.000	0-3-3	2	3	2	0	0	5
D2 Texas Southern	32	4-8	.500	1-5	.200	0-0	.000	0-2-2	0	3	1	0	2	9
D12 UMKC	34	6-15	.400	4-10	.400	2-3	.667	0-4-4	0	0	2	0	0	18
D16 Florida State	22	4-11	.364	2-5	.400	2-2	1.000	1-2-3	1	1	1	0	0	12
D19 Tulane	32	3-9	.333	3-5	.600	6-6	1.000	0-4-4	0	4	3	0	0	15
D23 Northern Colorado	27	6-11	.545	4-8	.500	4-4	1.000	1-3-4	1	2	3	0	1	20
D31 North Carolina Central	27	6-9	.667	2-5	.400	1-2	.500	0-4-4	0	4	0	0	1	15
J6 Texas A&M	33	4-11	.364	3-7	.429	3-6	.500	0-3-3	3	2	2	0	0	14
J9 Arkansas														
J12 Kentucky														
J16 Tennessee														
J19 Florida														
J23 Ole Miss														
J26 South Carolina														
J30 Missouri														
F2 Alabama														
F6 LSU														
F9 Arkansas														
F13 Georgia														
F16 Vanderbilt														
F20 Alabama														
F24 Texas A&M														
F27 South Carolina														
M2 Ole Miss														
M5 Auburn														
M9 SEC Tournament														

CAREER STATS FOR MALIK NEWMAN

Year	GP-GS	Min/Avg	FG-FGA	Pct	3FM-3GA	Pct	FT-FTA	Pct	Rebs	PF-D	Asst	TO	Blk	Stl	Pts/Avg
2015-16	12-10	340/28.3	53-129	.411	29-77	.377	25-36	.694	38-3.2	18-0	28	25	0	5	160/13.3

15 I.J. READY



Junior | Guard

5-11 | 170

North Little Rock, AR

Parkview Magnet HS

Season Highs

Points: 25, Eastern Washington, 11-13-15
FGM: 8, Eastern Washington, 11-13-15
FGA: 16, Eastern Washington, 11-13-15
3FGM: 3, Texas Tech, 11-20-15
3FGA: 7, Texas Southern, 12-2-15
FTM: 8, Eastern Washington, 11-13-15
FTA: 9, Eastern Washington, 11-13-15
Rebounds: 6, Texas Tech, 11-20-15
Assists: 11, twice, last vs. Northern Colorado, 12-23-15
Blocks: ---
Steals: 3, UT Martin, 11-28-15
Minutes: 35, Eastern Washington, 11-13-15

Career Highs

Points: 25, Eastern Washington, 11-13-15
FGM: 8, Eastern Washington, 11-13-15
FGA: 16, twice, last vs. E. Washington, 11-13-15
3FGM: 4, Georgia, 1-24-15
3FGA: 7, 7x, last vs. Texas Southern, 12-2-15
FTM: 8, Eastern Washington, 11-13-15
FTA: 9, Eastern Washington, 11-13-15
Rebounds: 8, twice, last vs. Auburn, 1-21-15
Assists: 11, twice, last vs. Northern Colorado, 12-23-15
Blocks: ---
Steals: 5, Florida Gulf Coast, 12-19-13
Minutes: 35, twice, last vs. E. Washington, 11-13-15

2015-16 Game-By-Game

Opponent	MIN	FG	Pct.	3FG	Pct.	FT	Pct.	O-D-R	PF	A	TO	B	S	PTS
N13 Eastern Washington	35	8-16	.500	1-5	.200	8-9	.889	0-2-2	2	6	5	0	1	25
N16 Southern University	32	3-13	.231	1-5	.200	2-2	1.000	0-3-3	0	5	0	0	1	9
N19 Miami	26	3-8	.375	1-3	.333	2-4	.500	1-0-1	3	4	5	0	1	9
N20 Texas Tech	33	4-9	.444	3-6	.500	0-0	.000	1-5-6	3	3	1	0	2	11
N22 Missouri State	30	5-9	.556	1-4	.250	2-2	1.000	0-3-3	1	11	2	0	2	13
N28 UT Martin	30	5-10	.500	0-2	.000	0-0	.000	0-4-4	0	4	1	0	3	10
D2 Texas Southern	28	5-12	.417	1-7	.143	0-0	.000	0-4-4	4	3	2	0	0	11
D12 UMKC	34	5-15	.333	0-5	.000	1-1	1.000	0-1-1	2	1	2	0	1	11
D16 Florida State	26	3-7	.429	2-5	.400	0-0	.000	0-1-1	3	1	2	0	0	8
D19 Tulane	29	2-5	.400	0-2	.000	3-4	.750	1-1-2	2	4	0	0	0	7
D23 Northern Colorado	27	3-6	.500	0-3	.000	2-2	1.000	0-1-1	1	11	0	0	1	8
D31 North Carolina Central	26	2-5	.400	1-3	.333	0-0	.000	0-0-0	1	2	1	0	2	5
J6 Texas A&M	30	3-6	.500	1-4	.250	0-0	.000	0-2-2	1	2	2	0	0	7
J9 Arkansas														
J12 Kentucky														
J16 Tennessee														
J19 Florida														
J23 Ole Miss														
J26 South Carolina														
J30 Missouri														
F2 Alabama														
F6 LSU														
F9 Arkansas														
F13 Georgia														
F16 Vanderbilt														
F20 Alabama														
F24 Texas A&M														
F27 South Carolina														
M2 Ole Miss														
M5 Auburn														
M9 SEC Tournament														

Ready's Notes . . .

- ✓ Career-high 25 points vs. EWU in opener en route to collecting 400th-career point.
- ✓ 9 points, 5 assists vs. Southern.
- ✓ Tallied 9 points, 4 assists and a steal against Miami in the opener in the Puerto Rico Tip-Off.
- ✓ Earned 11 points against Texas Tech, with 9 of those coming from three-point range.
- ✓ Set a career high with 11 assists and tacked on 13 points in a win against Missouri State.
- ✓ 10 points and season-high 3 steals against UT Martin.
- ✓ Tallied 11 points against UMKC.
- ✓ Earned 7 points and 4 assists in win against Tulane.
- ✓ 8 points and tied a career high with 11 assists against Northern Colorado.

CAREER STATS FOR I.J. READY

Year	GP-GS	Min/Avg	FG-FGA	Pct	3FM-3GA	Pct	FT-FTA	Pct	Rebs	PF-D	Asst	TO	Blk	Stl	Pts/Avg
2013-14	26-21	626/24.1	59-159	.371	17-48	.354	18-21	.857	55-2.1	31-1	69	41	0	32	153/5.9
2014-15	29-21	744/25.7	87-218	.399	28-95	.295	37-42	.881	57-2.0	46-0	71	41	0	37	239/8.2
2015-16	13-11	386/29.7	51-121	.421	12-54	.222	20-24	.833	30-2.3	23-0	57	23	0	14	134/10.3
Totals	68-53	1756/25.8	197-498	.396	57-197	.289	75-87	.862	142-2.1	100-1	197	105	0	83	526/7.7

20 GAVIN WARE



Senior | Forward

6-9 | 260

Starkville, MS

Starkville HS

Season Highs

Points: 26, Eastern Washington, 11-13-15
 FGM: 12, Missouri St., 11-22-15
 FGA: 16, Missouri St., 11-22-15
 3FGM: ---
 3FGA: ---
 FTM: 6, NC Central, 12-31-15
 FTA: 6, twice, last vs. Texas A&M, 1-6-16
 Rebounds: 13, twice, last vs. Texas A&M, 1-6-16
 Assists: 2, 3x, last vs. Tulane, 12-19-15
 Blocks: 3, 3x, last vs. Texas Southern, 12-2-15
 Steals: 3, Northern Colorado, 12-23-15
 Minutes: 35, twice, last vs. Texas Southern, 12-2-15

Career Highs

Points: 26, Eastern Washington, 11-13-15
 FGM: 12, Missouri St., 11-22-15
 FGA: 16, Missouri St., 11-22-15
 3FGM: --
 3FGA: --
 FTM: 8, Kentucky, 2-8-14
 FTA: 11, MVSU, 11-19-13
 Rebounds: 17, Auburn, 1-21-15
 Assists: 2, 4x, last vs. Tulane, 12-19-15
 Blocks: 5, Loyola, 12-15-12
 Steals: 3, twice, last vs. Northern Colorado, 12-23-15
 Minutes: 36, Texas A&M, 1-30-13

2015-16 Game-By-Game

Opponent	MIN	FG	Pct.	3FG	Pct.	FT	Pct.	O-D-R	PF	A	TO	B	S	PTS
N13 Eastern Washington	30	11-14	.786	0-0	.000	4-7	.571	6-7-13	2	0	2	3	1	26
N16 Southern University	29	5-9	.556	0-0	.000	3-4	.750	3-1-4	5	0	2	0	1	13
N19 Miami	29	10-15	.667	0-0	.000	0-0	.000	2-3-5	4	1	1	0	0	20
N20 Texas Tech	35	6-9	.667	0-0	.000	3-4	.750	2-7-9	4	1	3	2	0	15
N22 Missouri State	28	12-16	.750	0-0	.000	1-2	.500	2-1-3	3	1	0	1	1	25
N28 UT Martin	30	9-12	.750	0-0	.000	4-5	.800	4-6-10	0	2	0	3	1	22
D2 Texas Southern	35	8-11	.727	0-0	.000	3-3	1.000	5-6-11	2	2	1	3	0	19
D12 UMKC	29	4-6	.667	0-0	.000	4-5	.800	4-3-7	5	0	1	1	0	12
D16 Florida State	19	5-9	.556	0-0	.000	3-4	.750	5-3-8	3	0	0	0	0	13
D19 Tulane	24	5-7	.714	0-0	.000	2-4	.500	2-7-9	3	2	0	1	1	12
D23 Northern Colorado	24	8-10	.800	0-0	.000	3-4	.750	2-4-6	2	1	3	2	3	19
D31 North Carolina Central	25	5-7	.714	0-0	.000	6-6	1.000	1-8-9	1	1	1	0	1	16
J6 Texas A&M	33	5-9	.556	0-0	.000	5-6	.833	4-9-13	2	0	1	1	1	15
J9 Arkansas														
J12 Kentucky														
J16 Tennessee														
J19 Florida														
J23 Ole Miss														
J26 South Carolina														
J30 Missouri														
F2 Alabama														
F6 LSU														
F9 Arkansas														
F13 Georgia														
F16 Vanderbilt														
F20 Alabama														
F24 Texas A&M														
F27 South Carolina														
M2 Ole Miss														
M5 Auburn														
M9 SEC Tournament														

Ware's Notes . . .

✓ 13th career-double with career-high 26 points and 13 rebounds vs. EWU.

✓ Earned his second 20-plus point game of the season with 20 versus Miami.

✓ Had 25 points against Missouri State, becoming the 35th player in school history to have 1,000 for a career

✓ 22 points and 10 rebounds against UT Martin, giving him his second double-double of the season, 14th of career.

✓ His 11 rebounds vs. Texas Southern made him the 12th MSU player in school history to reach 700 for a career.

✓ Had 15 points and tied a season high with 13 rebounds vs. Texas A&M, earning his fourth double-double of the year and 16th of his career.

✓ Passed Jack Houston (753) for ninth-most rebounds in school history, currently with 761.

✓ Moved past W.D. "Red" Stroud, Tyrone Washington and Greg Carter for 29th-most points in MSU history with 1,128.

✓ Has scored in double digits every game this season.

✓ Scored 20-plus points in four games this season.

CAREER STATS FOR GAVIN WARE

Year	GP-GS	Min/Avg	FG-FGA	Pct	3FM-3GA	Pct	FT-FTA	Pct	Rebs	PF-D	Ast	TO	Blk	Stl	Pts/Avg
2012-13	32-27	824/25.8	110-203	.542	0-0	.000	50-89	.562	206-6.4	65-2	9	40	24	15	270/8.4
2013-14	33-33	858/26.0	129-222	.581	0-0	.000	72-111	.649	236-7.2	82-1	7	45	12	28	330/10.0
2014-15	30-25	803/26.8	110-220	.500	0-0	.000	81-109	.743	212-7.1	70-2	9	45	32	11	301/10.0
2015-16	13-12	370/28.5	93-134	.694	0-0	.000	41-54	.759	107-8.2	36-2	11	15	17	10	227/17.5
TOTALS	108-97	2855/26.4	442-779	.567	0-0	.000	244-363	.672	761-7.0	253-7	36	145	85	64	1128/10.4

21 REGGIE PATTERSON



Junior | Guard

6-4 | 168

Baldwyn, MS

Northeast Mississippi CC

Season Highs

Points: 3, Northern Colorado, 12-23-15
FGM: 1, Northern Colorado, 12-23-15
FGA: 2, Northern Colorado, 12-23-15
3FGM: ---
3FGA: 1, Florida State, 12-16-15
FTM: 1, Northern Colorado, 12-23-15
FTA: 1, Northern Colorado, 12-23-15
Rebounds: ---
Assists: ---
Blocks: ---
Steals: ---
Minutes: 3, Florida State, 12-16-15

Patterson's Notes . . .

- ✓ Made MSU debut vs. EWU.
- ✓ Scored a career-high 3 points against Northern Colorado.

2015-16 Game-By-Game

Opponent	MIN	FG	Pct.	3FG	Pct.	FT	Pct.	O-D-R	PF	A	TO	B	S	PTS
N13 Eastern Washington	1	0-0	.000	0-0	.000	0-0	.000	0-0-0	1	0	0	0	0	0
N16 Southern University	-DNP-													
N19 Miami	-DNP-													
N20 Texas Tech	-DNP-													
N22 Missouri State	-DNP-													
N28 UT Martin	1	0-1	.000	0-0	.000	0-0	.000	0-0-0	0	0	0	0	0	0
D2 Texas Southern	-DNP-													
D12 UMKC	-DNP-													
D16 Florida State	3	0-1	.000	0-1	.000	0-0	.000	0-0-0	1	0	0	0	0	0
D19 Tulane	-DNP-													
D23 Northern Colorado	2	1-2	.500	0-0	.000	1-1	1.000	0-0-0	1	0	1	0	0	3
D31 North Carolina Central	2	0-0	.000	0-0	.000	0-0	.000	0-0-0	1	0	0	0	0	0
J6 Texas A&M	-DNP-													
J9 Arkansas														
J12 Kentucky														
J16 Tennessee														
J19 Florida														
J23 Ole Miss														
J26 South Carolina														
J30 Missouri														
F2 Alabama														
F6 LSU														
F9 Arkansas														
F13 Georgia														
F16 Vanderbilt														
F20 Alabama														
F24 Texas A&M														
F27 South Carolina														
M2 Ole Miss														
M5 Auburn														
M9 SEC Tournament														

CAREER STATS FOR REGGIE PATTERSON

Year	GP-GS	Min/Avg	FG-FGA	Pct	3FM-3GA	Pct	FT-FTA	Pct	Rebs	PF-D	Asst	TO	Blk	Stl	Pts/Avg
2015-16	5-0	9/1.8	1-4	.250	0-1	.000	1-1	1.000	0-0.0	4-0	0	1	0	0	3/0.6

23 TRAVIS DANIELS



Senior | Guard

6-7 | 225

Tuscaloosa, AL

Shelton State CC

Season Highs

Points: 18, Texas Southern, 12-2-15
FGM: 7, Eastern Washington, 11-13-15
FGA: 12, UT Martin, 11-28-15
3FGM: 3, Southern, 11-16-15
3FGA: 5, UMKC, 12-12-15
FTM: 4, twice, last vs. Northern Colorado, 12-23-15
FTA: 4, 3x, last vs. Northern Colorado, 12-23-15
Rebounds: 10, Southern, 11-16-15
Assists: 3, twice, last vs. Texas Southern, 12-2-15
Blocks: 2, Miami, 11-19-15
Steals: 1, 3x, last vs. Texas A&M, 1-6-16
Minutes: 34, Texas Tech, 11-20-15

Career Highs

Points: 21, St. Louis, 11-28-14
FGM: 8, St. Louis, 11-28-14
FGA: 16, Texas A&M, 1-13-15
3FGM: 4, 4x, last vs. Texas A&M, 1-13-15
3FGA: 8, Texas A&M, 1-13-15
FTM: 5, 4x, last vs. Ole Miss, 2-19-15
FTA: 7, twice, last vs. Tulane, 12-6-14
Rebounds: 10, Southern, 11-16-15
Assists: 3, 3x, last vs. Texas Southern, 12-2-15
Blocks: 2, vs. Miami, 11-19-15
Steals: 2, twice, last vs. Florida State, 1-2-15
Minutes: 35, Texas A&M, 1-13-15

2015-16 Game-By-Game

Opponent	MIN	FG	Pct.	3FG	Pct.	FT	Pct.	O-D-R	PF	A	TO	B	S	PTS
N13 Eastern Washington	21	7-9	.778	1-3	.333	1-1	1.000	0-0-0	2	1	0	0	0	16
N16 Southern University	33	3-3	1.000	3-3	1.000	0-0	.000	4-6-10	2	1	1	0	0	9
N19 Miami	25	2-6	.333	1-2	.500	0-0	.000	1-2-3	3	2	2	2	0	5
N20 Texas Tech	34	2-3	.667	1-1	1.000	1-4	.250	4-2-6	1	1	1	1	0	6
N22 Missouri State	32	3-7	.429	1-3	.333	2-3	.667	4-4-8	2	3	1	1	0	9
N28 UT Martin	29	4-12	.333	0-4	.000	0-0	.000	6-1-7	3	1	3	1	0	8
D2 Texas Southern	32	6-11	.545	2-2	1.000	4-4	1.000	1-3-4	3	3	1	1	0	18
D12 UMKC	28	1-9	.111	0-5	.000	0-0	.000	5-2-7	2	2	1	0	0	2
D16 Florida State	-DNP-													
D19 Tulane	18	2-5	.400	1-2	.500	0-0	.000	0-3-3	1	0	1	0	0	5
D23 Northern Colorado	18	1-1	1.000	0-0	.000	4-4	1.000	2-2-4	3	0	1	1	1	6
D31 North Carolina Central	19	2-4	.500	0-1	.000	0-0	.000	0-3-3	1	0	0	0	1	4
J6 Texas A&M	27	1-1	1.000	0-0	.000	0-0	.000	2-4-6	1	0	3	1	1	2
J9 Arkansas														
J12 Kentucky														
J16 Tennessee														
J19 Florida														
J23 Ole Miss														
J26 South Carolina														
J30 Missouri														
F2 Alabama														
F6 LSU														
F9 Arkansas														
F13 Georgia														
F16 Vanderbilt														
F20 Alabama														
F24 Texas A&M														
F27 South Carolina														
M2 Ole Miss														
M5 Auburn														
M9 SEC Tournament														

Daniels' Notes . . .

- ✓ 16 points vs. EWU.
- ✓ Had 9 points and a career-high 10 rebounds vs. Southern
- ✓ Earned 5 points and a career-high 2 blocks vs. Miami.
- ✓ Played a season-high 34 minutes with 6 points and 6 rebounds against Texas Tech.
- ✓ 9 points, 8 rebounds and 3 assists (tied career high) vs. Missouri State.
- ✓ 8 points, 7 rebounds vs. UT Martin. Career-high 6 offensive rebounds.
- ✓ Earned a season-high 18 points and tied a career high with 3 assists against Texas Southern.
- ✓ Returned from missing one game due to concussion to score 5 points and tally 3 rebounds in MSU's win against Tulane.

CAREER STATS FOR TRAVIS DANIELS

Year	GP-GS	Min/Avg	FG-FGA	Pct	3FM-3GA	Pct	FT-FTA	Pct	Rebs	PF-D	Asst	TO	Blk	Stl	Pts/Avg
2014-15	32-26	632/19.8	70-176	.398	24-83	.289	30-45	.667	124-3.9	52-0	18	49	5	14	194/6.1
2015-16	12-12	316/26.3	34-71	.479	10-26	.385	12-16	.750	61-5.1	24-0	14	15	8	3	90/7.5
TOTALS	44-38	948/21.5	104-247	.421	34-109	.312	42-61	.689	185-4.2	76-0	32	64	13	17	284/6.5

24 JETT JOBE



Freshman | Guard

6-4 | 181

Tuttle, OK

Tuttle HS

Season Highs

Points: 1, Eastern Washington, 11-13-15
FGM: ---
FGA: 1, Eastern Washington, 11-13-15
3FGM: ---
3FGA: ---
FTM: ---
FTA: ---
Rebounds: 1, twice, last vs. Northern Colorado, 12-23-15
Assists: 1, Northern Colorado, 12-23-15
Blocks: ---
Steals: ---
Minutes: 4, NC Central, 12-31-15

Jobe's Notes . . .

- ✓ Made MSU debut vs. EWU.
- ✓ Earned his first-career rebound vs. Miami.

2015-16 Game-By-Game

Opponent	MIN	FG	Pct.	3FG	Pct.	FT	Pct.	O-D-R	PF	A	TO	B	S	PTS
N13 Eastern Washington	1	0-1	.000	0-0	.000	0-0	.000	0-0-0	0	0	0	0	0	0
N16 Southern University	-DNP-													
N19 Miami	2	0-0	.000	0-0	.000	0-0	.000	0-1-1	0	0	0	0	0	0
N20 Texas Tech	-DNP-													
N22 Missouri State	-DNP-													
N28 UT Martin	2	0-0	.000	0-0	.000	0-0	.000	0-0-0	0	0	0	0	0	0
D2 Texas Southern	-DNP-													
D12 UMKC	-DNP-													
D16 Florida State	-DNP-													
D19 Tulane	-DNP-													
D23 Northern Colorado	2	0-0	.000	0-0	.000	0-0	.000	0-1-1	0	1	0	0	0	0
D31 North Carolina Central	4	0-0	.000	0-0	.000	0-0	.000	0-0-0	1	0	0	0	0	0
J6 Texas A&M	-DNP-													
J9 Arkansas														
J12 Kentucky														
J16 Tennessee														
J19 Florida														
J23 Ole Miss														
J26 South Carolina														
J30 Missouri														
F2 Alabama														
F6 LSU														
F9 Arkansas														
F13 Georgia														
F16 Vanderbilt														
F20 Alabama														
F24 Texas A&M														
F27 South Carolina														
M2 Ole Miss														
M5 Auburn														
M9 SEC Tournament														

CAREER STATS FOR JETT JOBE

Year	GP-GS	Min/Avg	FG-FGA	Pct	3FM-3GA	Pct	FT-FTA	Pct	Rebs	PF-D	Ast	TO	Blk	Stl	Pts/Avg
2015-16	5-0	11/2.2	0-1	.000	0-0	.000	0-0	.000	2-0.4	1-0	1	0	0	0	0/0.0

32 CRAIG SWORD



Senior | Guard

6-3 | 197

Montgomery, AL

G.W. Carver HS

Season Highs

Points: 20, twice, last vs. Florida State, 12-16-15
FGM: 7, twice, last vs. Florida State, 12-16-15
FGA: 14, Tulane, 12-19-15
3FGM: 2, twice, last vs. Texas Southern, 12-2-15
3FGA: 8, Southern, 11-16-15
FTM: 7, Miami, 11-19-15
FTA: 9, twice, last vs. Tulane, 12-19-15
Rebounds: 5, Tulane, 12-19-15
Assists: 5, UMKC, 12-12-15
Blocks: 4, Texas Southern, 12-2-15
Steals: 3, twice, last vs. Northern Colorado, 12-23-15
Minutes: 34, Tulane, 12-19-15

Career Highs

Points: 33, LSU, 2-19-14
FGM: 11, LSU, 2-19-14
FGA: 17, twice, last vs. Tennessee, 3-14-13
3FGM: 5, Ole Miss, 1-28-15
3FGA: 8, Southern, 11-16-15
FTM: 15, Ole Miss, 1-11-14
FTA: 18, Ole Miss, 1-11-14
RBs: 8, 4x, last vs. South Carolina, 2-28-15
Assists: 9, Ole Miss, 3-2-13
Blocks: 4, Texas Southern, 12-2-15
Steals: 7, Ole Miss, 1-11-14
Minutes: 39, Texas A&M, 1-18-14

2015-16 Game-By-Game

Opponent	MIN	FG	Pct.	3FG	Pct.	FT	Pct.	O-D-R	PF	A	TO	B	S	PTS
N13 Eastern Washington	25	3-8	.375	1-4	.250	2-3	.667	0-4-4	3	3	3	2	2	9
N16 Southern University	24	4-11	.364	2-8	.250	6-6	1.000	2-1-3	5	2	7	1	0	16
N19 Miami	28	6-12	.500	1-2	.500	7-9	.778	2-1-3	3	4	1	1	1	20
N20 Texas Tech	28	3-10	.300	0-4	.000	0-0	.000	2-1-3	4	1	2	3	0	6
N22 Missouri State	30	5-6	.833	1-2	.500	1-1	1.000	1-0-1	2	1	2	0	2	12
N28 UT Martin	24	3-8	.375	0-2	.000	2-3	.667	1-1-2	2	4	3	0	1	8
D2 Texas Southern	25	7-12	.583	2-5	.400	0-0	.000	1-1-2	5	2	2	4	2	16
D12 UMKC	32	3-7	.429	1-4	.250	5-8	.625	2-1-3	5	5	4	2	3	12
D16 Florida State	28	7-13	.538	0-1	.000	6-8	.750	1-2-3	1	2	2	0	1	20
D19 Tulane	34	4-14	.286	0-2	.000	6-9	.667	1-4-5	0	1	2	0	1	14
D23 Northern Colorado	24	1-4	.250	0-1	.000	2-5	.400	0-3-3	4	4	1	1	3	4
D31 North Carolina Central	25	4-7	.571	0-2	.000	0-2	.000	1-3-4	1	3	4	2	1	8
J6 Texas A&M	25	2-8	.250	0-4	.000	3-4	.750	0-2-2	3	3	5	1	2	7
J9 Arkansas														
J12 Kentucky														
J16 Tennessee														
J19 Florida														
J23 Ole Miss														
J26 South Carolina														
J30 Missouri														
F2 Alabama														
F6 LSU														
F9 Arkansas														
F13 Georgia														
F16 Vanderbilt														
F20 Alabama														
F24 Texas A&M														
F27 South Carolina														
M2 Ole Miss														
M5 Auburn														
M9 SEC Tournament														

Sword's Notes . . .

✓ Preseason second-team All-SEC selection by the league coaches.

✓ 9 points vs. EWU.

✓ Had 16 points vs. Southern.

✓ His 20 points, 4 assists and 3 rebounds vs. Miami

✓ 6 points, 3 rebounds vs. Texas Tech.

✓ Tallied 12 points vs. Missouri State, moving him into 26th place on MSU's career scoring chart.

✓ 8 points, 4 assists, 2 rebounds vs. UT Martin.

✓ Tallied 16 points and earned a career-high 4 blocks against Texas Southern.

✓ In his 100th-career game with MSU, had 12 points, 5 assists, 3 steals and 2 blocks at UMKC.

✓ Tallied 14 points and a season-high 5 rebounds in a season-high 34 minutes against Tulane.

✓ Moved past Erick Dampier for the 21st most points in school history. He currently has 1,241.

✓ Moved past Barry Stewart for the 5th-most steals in school history with 163 after earning two against Texas A&M.

CAREER STATS FOR CRAIG SWORD

Year	GP-GS	Min/Avg	FG-FGA	Pct	3FM-3GA	Pct	FT-FTA	Pct	Rebs	PF-D	Ast	TO	Blk	Stl	Pts/Avg
2012-13	32-30	854/26.7	120-296	.405	13-67	.194	82-148	.554	92-2.9	92-8	75	127	14	55	335/10.5
2013-14	32-32	900/28.1	157-324	.485	12-44	.273	111-179	.620	120-3.8	93-4	88	96	15	60	437/13.7
2014-15	28-22	695/24.8	97-215	.451	27-75	.360	96-137	.701	79-3.2	70-2	48	71	11	29	317/11.3
2015-16	13-13	352/27.1	52-120	.433	8-41	.195	40-58	.690	38-2.9	38-3	35	38	17	19	152/11.7
TOTALS	105-97	2801/26.7	426-955	.446	60-227	.264	329-522	.630	329-3.1	293-17	246	332	57	163	1241/11.8

33 ELIJAH STALEY



Freshman | Forward

6-7 | 230

Marietta, GA

Wheeler HS

Season Highs

Points: 1, NC Central, 12-31-15

FGM: ---

FGA: 1, Florida State, 12-16-15

3FGM: ---

3FGA: ---

FTM: 1, NC Central, 12-31-15

FTA: 2, NC Central, 12-31-15

Rebounds: 1, Florida State, 12-16-15

Assists: ---

Blocks: ---

Steals: 1, Florida State, 12-16-15

Minutes: 6, Florida State, 12-16-15

Staley's Notes . . .

- ✓ Backup quarterback on football team.
- ✓ Joined the basketball team in early December.
- ✓ Made MSU debut at Florida State and logged 6 minutes.
- ✓ Scored his first-career point off a free throw against NC Central.

2015-16 Game-By-Game

Opponent	MIN	FG	Pct.	3FG	Pct.	FT	Pct.	O-D-R	PF	A	TO	B	S	PTS
N13 Eastern Washington	-DNP-													
N16 Southern University	-DNP-													
N19 Miami	-DNP-													
N20 Texas Tech	-DNP-													
N22 Missouri State	-DNP-													
N28 UT Martin	-DNP-													
D2 Texas Southern	-DNP-													
D12 UMKC	-DNP-													
D16 Florida State	6	0-1	.000	0-0	.000	0-0	.000	0-1-1	0	0	1	0	1	0
D19 Tulane	-DNP-													
D23 Northern Colorado	-DNP-													
D31 North Carolina Central	2	0-0	.000	0-0	.000	1-2	.500	0-0-0	1	0	0	0	0	1
J6 Texas A&M	-DNP-													
J9 Arkansas														
J12 Kentucky														
J16 Tennessee														
J19 Florida														
J23 Ole Miss														
J26 South Carolina														
J30 Missouri														
F2 Alabama														
F6 LSU														
F9 Arkansas														
F13 Georgia														
F16 Vanderbilt														
F20 Alabama														
F24 Texas A&M														
F27 South Carolina														
M2 Ole Miss														
M5 Auburn														
M9 SEC Tournament														

CAREER STATS FOR ELIJAH STALEY

Year	GP-GS	Min/Avg	FG-FGA	Pct	3FM-3GA	Pct	FT-FTA	Pct	Rebs	PF-D	Ast	TO	Blk	Stl	Pts/Avg
2015-16	2-0	8/4.0	0-1	.000	0-0	.000	1-2	.500	1-0.5	1-0	0	1	0	1	1/0.5

35 ARIC HOLMAN



Freshman | Forward

6-10 | 212

Owensboro, KY

Owensboro HS

Season Highs

Points: 2, twice, last vs. NC Central, 12-31-15**FGM:** 1, twice, last vs. NC Central, 12-31-15**FGA:** 3, Northern Colorado, 12-23-15**3FGM:** ---**3FGA:** 1, twice, last vs. Texas A&M, 1-6-16**FTM:** ---**FTA:** ---**Rebounds:** 2, twice, last vs. NC Central, 12-31-15**Assists:** 2, NC Central, 12-31-15**Blocks:** 1, twice, last vs. Texas A&M, 1-6-16**Steals:** ---**Minutes:** 13, NC Central, 12-31-15

Holman's Notes . . .

✓ Missed all of preseason with a knee injury.

✓ Made his collegiate debut against Northern Colorado, scoring 2 points and pulling down 2 rebounds in 11 minutes.

✓ Scored 2 points and set career highs with 2 assists and a block against NC Central.

2015-16 Game-By-Game

Opponent	MIN	FG	Pct.	3FG	Pct.	FT	Pct.	O-D-R	PF	A	TO	B	S	PTS
N13 Eastern Washington	-DNP-													
N16 Southern University	-DNP-													
N19 Miami	-DNP-													
N20 Texas Tech	-DNP-													
N22 Missouri State	-DNP-													
N28 UT Martin	-DNP-													
D2 Texas Southern	-DNP-													
D12 UMKC	-DNP-													
D16 Florida State	-DNP-													
D19 Tulane	-DNP-													
D23 Northern Colorado	11	1-3	.333	0-1	.000	0-0	.000	0-2-2	2	0	1	0	0	2
D31 North Carolina Central	13	1-2	.500	0-0	.000	0-0	.000	0-2-2	2	2	1	1	0	2
J6 Texas A&M	2	0-1	.000	0-1	.000	0-0	.000	0-0-0	0	0	0	1	0	0
J9 Arkansas														
J12 Kentucky														
J16 Tennessee														
J19 Florida														
J23 Ole Miss														
J26 South Carolina														
J30 Missouri														
F2 Alabama														
F6 LSU														
F9 Arkansas														
F13 Georgia														
F16 Vanderbilt														
F20 Alabama														
F24 Texas A&M														
F27 South Carolina														
M2 Ole Miss														
M5 Auburn														
M9 SEC Tournament														

CAREER STATS FOR ARIC HOLMAN

Year	GP-GS	Min/Avg	FG-FGA	Pct	3FM-3GA	Pct	FT-FTA	Pct	Rebs	PF-D	Asst	TO	Blk	Stl	Pts/Avg
2015-16	3-0	26/8.7	2-6	.333	0-2	.000	0-0	.000	4-1.3	4-0	2	2	2	0	4/1.3

Exhibition 1 — Nov. 6, 2015

Mississippi State 95
Fort Valley State 56

Humphrey Coliseum • Starkville, MS

Fort Valley State

Player	FG	3FG	FT	RB	PF	PT	A	Min
Bell f	1-3	0-0	3-5	2	1	5	1	22
Wilson c	3-15	0-3	3-4	4	2	9	0	28
Thomas g	0-0	0-0	0-0	1	2	0	0	11
Bryant g	1-4	1-1	0-0	0	0	3	0	11
Franklin g	3-7	1-1	2-3	1	1	9	1	16
Hansberry	2-4	0-1	0-0	0	3	4	0	16
Edwards	5-7	0-0	0-3	0	1	10	0	13
Fluellen	0-2	0-2	0-1	5	1	0	1	16
McMillan	2-4	0-1	1-2	2	2	5	0	12
Broner	0-1	0-0	1-2	3	0	1	1	12
Duke	2-6	1-4	1-2	3	3	6	0	20
Warren	2-4	0-0	0-2	6	1	4	0	12
Mobley	0-3	0-3	0-0	2	0	0	0	11
TOTALS	21-60	3-16	11-24	31	17	56	4	200

Mississippi State

Player	FG	3FG	FT	RB	PF	PT	A	Min
Ware f	6-6	0-0	0-0	6	3	12	0	17
Daniels f	2-2	0-0	0-0	1	5	4	0	11
Thomas g	4-9	2-7	1-1	3	0	11	2	29
Ready g	7-14	3-5	0-0	4	2	17	9	23
Sword g	5-10	1-3	3-5	10	2	14	4	31
Houston	1-3	0-0	3-4	5	1	5	1	14
Zuppardo	5-6	1-2	1-1	10	4	12	2	25
Holmes	0-1	0-1	0-0	0	0	0	1	3
W'spoon	5-11	3-5	2-3	1	2	15	6	19
Patterson	0-0	0-0	0-0	2	0	0	0	3
Ndoye	2-5	0-0	1-2	4	4	5	1	21
Jobe	0-2	0-2	0-0	0	0	0	0	4
TOTALS	37-69	10-25	11-16	51	23	95	26	200

Halftime: MSU 47, FVSU 27. FG%: MSU 53.6%, FVSU 35.0. 3FG%: MSU 40.0%, FVSU 18.8%. FT%: MSU 68.8%, FVSU 45.8%. Turnovers: MSU 17 (Sword 4), FVSU 18 (Franklin 4). Blocked Shots: MSU 2 (Thomas), FVSU 1 (Fluellen). Steals: MSU 11 (Ready 4), FVSU 6 (Franklin 2). Officials: Tony Greene, Marc Ellard, Todd Austin. Attendance: 3,300.

Game 1 — Nov. 13, 2015

Mississippi State 106
Eastern Washington 88

Humphrey Coliseum • Starkville, MS

Eastern Washington

Player	FG	3FG	FT	RB	PF	PT	A	Min
Bliznyuk f	7-14	1-2	6-7	2	4	21	1	30
Von Hofe f	7-13	5-10	2-3	2	1	21	0	37
Jois f	5-7	0-0	2-5	7	3	12	0	30
Washington g	5-7	0-1	1-2	2	4	11	1	22
McBroom g	6-15	0-4	3-3	2	0	15	5	36
Gibson	0-5	0-4	0-0	3	4	0	1	17
Henderson	0-0	0-0	0-0	0	0	0	0	2
Ferris	0-0	0-0	2-2	1	0	2	0	4
Benzel	0-1	0-1	0-0	0	0	0	0	2
Nuno	1-1	0-0	0-0	1	1	2	0	5
Reid	1-1	0-0	0-0	2	2	2	0	7
Hunt	1-1	0-0	0-0	0	1	2	1	8
TOTALS	33-65	6-22	16-22	25	20	88	9	200

Mississippi State

Player	FG	3FG	FT	RB	PF	PT	A	Min
Ware f	11-14	0-0	4-7	13	2	26	0	30
Daniels f	7-9	1-3	1-1	0	2	16	1	21
Thomas g	3-6	0-2	4-4	5	0	10	1	35
Ready g	8-16	1-5	8-9	2	2	25	6	35
Sword g	3-8	1-4	2-3	4	3	9	3	25
Houston	1-1	0-0	0-0	0	0	2	0	6
Zuppardo	3-3	0-0	0-0	8	3	6	1	15
Holmes	0-0	0-0	0-0	0	0	0	0	1
W'spoon	5-8	2-3	0-0	2	4	12	1	23
Patterson	0-0	0-0	0-0	0	1	0	0	1
Ndoye	0-0	0-0	0-0	2	4	0	1	7
Jobe	0-1	0-0	0-0	0	0	0	0	1
TOTALS	41-66	5-17	19-24	40	21	106	13	200

Halftime: EWU 51, MSU 48. FG%: MSU 62.1%, EWU 50.8. 3FG%: MSU 29.4%, EWU 27.3%. FT%: MSU 79.2%, EWU 72.7%. Turnovers: MSU 13 (Ready 5), EWU 11 (Jois 3). Blocked Shots: MSU 7 (Ware 3), EWU 0. Steals: MSU 4 (Sword 2), EWU 8 (Bliznyuk 3). Officials: Pat Adams, Antinio Petty, Brent Hampton. Attendance: 9,931.

Game 2 — Nov. 16, 2015

Southern 76
Mississippi State 72

Humphrey Coliseum • Starkville, MS

Southern

Player	FG	3FG	FT	RB	PF	PT	A	Min
Sam f	4-6	0-0	2-4	8	3	10	2	30
Allen f	3-3	0-0	0-0	2	5	6	0	9
Hyder g	1-7	0-0	1-2	4	1	3	4	36
Rodgers g	6-15	4-6	0-2	5	1	16	0	35
Banks g	5-14	1-5	7-10	2	5	18	4	35
Thomas	3-5	0-0	0-0	2	2	6	0	15
Prudhomme	3-7	1-3	2-2	3	1	9	0	25
Nunn	4-5	0-0	0-0	4	2	8	0	15
TOTALS	29-62	6-14	12-20	34	20	76	10	200

Mississippi State

Player	FG	3FG	FT	RB	PF	PT	A	Min
Ware f	5-9	0-0	3-4	4	5	13	0	29
Daniels f	3-3	3-3	0-0	10	2	9	1	33
Thomas g	3-6	3-6	0-0	7	1	9	1	32
Ready g	3-13	1-5	2-2	3	0	9	5	32
Sword g	4-11	2-8	6-6	3	5	16	2	24
Zuppardo	2-6	1-3	1-2	5	1	6	0	9
W'spoon	1-4	0-1	2-3	3	2	4	0	17
Newman	2-8	1-5	1-6	2	0	6	3	17
Ndoye	0-0	0-0	0-0	2	3	0	0	7
TOTALS	23-60	11-31	15-23	44	19	72	12	200

Halftime: SU 45, MSU 40. FG%: MSU 38.3%, SU 46.8. 3FG%: MSU 35.5%, SU 42.9%. FT%: MSU 65.2%, SU 60.0%. Turnovers: MSU 19 (Sword 7), SU 8 (Hyder, Prudhomme 2). Blocked Shots: MSU 2 (Sword, Zuppardo), SU 7 (Nunn 5). Steals: MSU 4 (Ware, Thomas, Ready, Weatherspoon), SU 10 (Prudhomme 4). Officials: Olandis Poole, Joe DeRosa, John Hampton. Attendance: 5,895.

Game 3 — Nov. 19, 2015

Miami 105
Mississippi State 79

Coliseo Roberto Clemente • Puerto Rico

Miami

Player	FG	3FG	FT	RB	PF	PT	A	Min
Uceda f	4-6	2-3	0-0	6	3	10	0	22
Jekiri c	3-5	0-0	2-2	10	3	8	2	18
Reed g	1-2	1-1	5-5	3	4	8	1	18
McCellan g	5-10	2-3	6-6	0	1	18	4	32
Rodriguez g	4-6	2-3	1-2	3	3	11	5	24
Newton	5-10	0-2	5-8	2	2	15	5	24
Lawrence	3-7	0-2	4-6	4	3	10	2	22
Palmer	6-9	2-3	0-2	2	0	14	1	21
Izundu	3-5	0-0	5-7	7	0	11	0	15
Robinson	0-0	0-0	0-0	0	1	0	0	2
Stowell	0-0	0-0	0-0	0	0	0	0	2
TOTALS	34-60	9-17	28-38	41	20	105	20	200

Mississippi State

Player	FG	3FG	FT	RB	PF	PT	A	Min
Ware f	10-15	0-0	0-0	5	4	20	1	29
Thomas g	0-5	0-4	0-0	4	3	0	0	27
Ready g	3-8	1-3	2-4	1	3	9	4	26
Daniels f	2-6	1-2	0-0	3	3	5	2	25
Sword g	6-12	1-2	7-9	3	3	20	4	28
Zuppardo	2-3	2-2	0-0	1	4	6	0	9
W'spoon	2-6	0-1	0-0	3	4	4	2	16
Newman	5-10	4-8	1-2	3	3	15	1	27
Ndoye	0-1	0-0	0-0	2	2	0	0	11
Jobe	0-0	0-0	0-0	1	3	0	0	2
TOTALS	30-66	9-22	10-15	27	29	79	14	200

Halftime: UM 59, MSU 35. FG%: MSU 45.5%, UM 56.7. 3FG%: MSU 40.9%, UM 52.9%. FT%: MSU 66.7%, UM 73.7%. Turnovers: MSU 13 (Ready 5), UM 11 (Jekiri 2). Blocked Shots: MSU 5 (Daniels 2), UM 1 (Jekiri). Steals: MSU 3 (Sword, Ready, Weatherspoon), UM 7 (McClellan, Newton, Lawrence 2). Officials: Antinio Petty, Joe DeRosa, Kipp Kissinger. Attendance: 1,947.

Game 4 — Nov. 20, 2015

Texas Tech 74
Mississippi State 72

Coliseo Roberto Clemente • Puerto Rico

Mississippi State

Player	FG	3FG	FT	RB	PF	PT	A	Min
Ware f	6-9	0-0	3-4	9	4	15	1	35
Newman g	6-17	2-9	3-3	6	4	17	4	31
Ready g	4-9	3-6	0-0	6	3	11	3	33
Daniels f	2-3	1-1	1-4	6	1	6	1	34
Sword g	3-10	0-4	0-0	3	4	6	1	28
Thomas	1-4	0-2	0-0	0	0	2	1	9
Zuppardo	2-3	1-1	0-0	1	2	5	0	12
W'spoon	3-6	1-4	3-3	5	2	10	0	18
TOTALS	27-61	8-27	10-14	37	20	72	11	200

Texas Tech

Player	FG	3FG	FT	RB	PF	PT	A	Min
Smith f	4-6	0-0	4-4	5	1	12	0	27
Odias c	2-7	0-0	0-1	10	3	4	1	26
Williams g	6-18	1-9	2-2	3	2	15	3	31
Evans g	4-7	2-3	3-6	3	2	13	1	25
Gotcher g	4-9	1-3	2-2	3	3	11	3	31
Manderson	1-3	0-0	2-2	1	0	4	0	10
Thomas	2-3	0-0	0-0	1	1	4	1	15
Williamson	1-2	0-1	0-0	1	0	2	1	9
Ross	0-2	0-1	5-6	2	2	5	0	17
Jackson	2-3	0-1	0-0	2	1	4	0	9
TOTALS	26-60	4-18	18-23	36	15	74	10	200

Halftime: TT 41, MSU 32. FG%: MSU 44.3%, TT 43.3. 3FG%: MSU 29.6%, TT 22.2%. FT%: MSU 71.4%, TT 78.3%. Turnovers: MSU 14 (Ware, Newman 3), TT 11 (Evans 3). Blocked Shots: MSU 7 (Sword 3), TT 3 (Smith 2). Steals: MSU 3 (Ready 2), TT 7 (Williams 3). Officials: Lee Cassell, Jeb Hartness, Chris Beaver. Attendance: 2,001.

Game 5 — Nov. 22, 2015

Mississippi State 84
Missouri State 70

Coliseo Roberto Clemente • Puerto Rico

Missouri State

Player		FG	3FG	FT	RB	PF	PT	A	Min
Church	f	3-3	0-0	0-0	4	2	6	0	21
Martin	g	0-3	0-0	2-2	3	3	2	0	10
Miller	g	3-13	3-6	0-0	1	1	9	5	34
Williams	f	4-11	0-2	4-6	5	2	12	4	35
Kendrix	g	6-7	2-3	3-4	3	3	17	1	27
Ruder		0-4	0-4	0-0	0	0	0	0	19
Gerring		0-1	0-2	2-2	3	3	4	0	17
Dixon		30-2	0-0	1-2	1	0	1	0	6
Kreklow		0-0	0-0	0-0	0	0	0	0	1
Boone		5-7	0-0	3-4	4	2	13	2	24
McCullough		2-2	0-0	2-3	2	0	6	0	6
TOTALS		24-56	5-17	17-23	33	16	70	12	200

Game 6 — Nov. 28, 2015

Mississippi State	76
UT Martin	51

Humphrey Coliseum • Starkville, MS

UT Martin

Player	FG	3FG	FT	RB	PF	PT	A	Min
Rowe f	2-6	0-1	0-2	4	2	4	0	25
Howard f	5-12	0-0	0-0	3	1	10	3	39
Taylor f	5-6	0-0	1-2	6	3	11	1	23
Mobley g	0-7	0-4	0-0	3	2	0	2	24
Anderson g	3-8	2-5	0-0	2	0	8	1	38
Lee	4-11	3-7	0-0	3	3	11	1	30
London	1-2	0-0	0-0	3	2	2	0	7
Martinez	0-0	0-0	0-0	0	0	0	0	3
Variste	2-3	0-0	1-2	1	2	5	1	12
TOTALS	22-55	5-17	2-6	27	15	51	9	200

Mississippi State

Player	FG	3FG	FT	RB	PF	PT	A	Min
Ware f	9-12	0-0	4-5	10	0	22	2	30
Daniels f	4-12	0-4	0-0	7	3	8	1	29
Newman g	2-10	1-4	0-0	3	2	5	3	32
Ready g	5-10	0-2	0-0	4	0	10	4	30
Sword g	3-8	0-2	2-3	2	2	8	4	24
Thomas	1-3	1-3	0-0	4	2	3	1	17
Zuppardo	2-3	0-1	0-0	4	5	4	1	13
Holmes	0-0	0-0	0-0	0	0	0	0	1
W'Spoon	6-6	2-2	2-2	3	0	16	1	18
Patterson	0-1	0-0	0-0	0	0	0	0	1
Ndoye	0-0	0-0	0-0	1	0	0	0	3
Jobe	0-0	0-0	0-0	0	0	0	0	2
TOTALS	32-65	4-18	8-10	43	14	76	17	200

Halftime: MSU 36, UTM 29. FG%: MSU 49.2%, UTM 40.0. 3FG%: MSU 22.2%, UTM 29.4%. FT%: MSU 80.0%, UTM 33.3%. Turnovers: MSU 10 (Sword, Daniels 3), UTM 12 (Four players with 2). Blocked Shots: MSU 4 (Ware 3), UTM 4 (Howard 3). Steals: MSU 19 (Ready 3), UTM 6 (Variste 3). Officials: Anthony Jordan, Ted Valentine, Karl Hess. Attendance: 7,150.

Game 7 — Dec. 2, 2015

Mississippi State	86
Texas Southern	73

Humphrey Coliseum • Starkville, MS

Texas Southern

Player	FG	3FG	FT	RB	PF	PT	A	Min
Thomas f	4-13	0-1	7-12	4	2	15	8	33
Riley f	6-10	0-4	3-4	7	2	15	2	33
Griffin f	9-17	0-0	1-5	12	3	19	1	34
Martin g	4-8	2-6	0-0	3	1	10	2	33
Coleman g	1-2	1-2	0-0	0	0	3	0	14
Blanks	2-6	1-2	0-0	1	0	5	1	30
Rodriguez	2-5	2-2	0-0	4	0	6	1	23
TOTALS	22-55	5-17	2-6	27	15	51	9	200

Mississippi State

Player	FG	3FG	FT	RB	PF	PT	A	Min
Ware f	8-11	0-0	3-3	11	2	19	2	35
Daniels f	6-11	2-2	4-4	4	3	18	3	32
W'Spoon g	2-7	1-3	0-0	1	2	5	3	23
Newman g	4-8	1-5	0-0	2	0	9	3	32
Sword g	7-12	2-5	0-0	2	5	16	2	25
Thomas	2-4	1-3	0-0	2	0	5	0	16
Zuppardo	1-2	1-2	0-0	1	1	3	1	9
Ready	5-12	1-7	0-0	4	4	11	3	28
TOTALS	35-67	9-27	7-7	29	17	86	17	200

Halftime: MSU 45, TSU 37. FG%: MSU 52.2%, TSU 45.9. 3FG%: MSU 33.3%, TSU 35.3%. FT%: MSU 100.0%, TSU 52.4%. Turnovers: MSU 7 (Sword, Ready 2), TSU 14 (Thomas 6). Blocked Shots: MSU 10 (Sword 4), TSU 2 (Griffin, Coleman). Steals: MSU 5 (Newman, Sword 2), TSU 3 (Thomas 2). Officials: Pat Adams, James Breeding, Brent Hampton. Attendance: 6,239.

Game 8 — Dec. 12, 2015

Missouri-Kansas City	72
Mississippi State	67

Municipal Auditorium • Kansas City, MO

Mississippi State

Player	FG	3FG	FT	RB	PF	PT	A	Min
Ware f	4-6	0-0	4-5	7	5	12	0	29
Newman f	6-15	4-10	2-3	4	0	18	0	34
Ready g	5-15	0-5	1-1	1	2	11	1	34
Daniels f	1-9	0-5	0-0	7	2	2	2	28
Sword g	3-7	1-4	5-8	3	5	12	5	32
Thomas	0-2	0-2	2-2	1	0	2	0	11
Zuppardo	1-2	1-1	0-0	1	1	3	2	19
W'Spoon	3-6	1-2	0-0	4	3	7	3	13
TOTALS	22-55	7-29	14-19	30	18	67	13	200

UMKC

Player	FG	3FG	FT	RB	PF	PT	A	Min
Shayok f	6-7	0-0	3-3	8	3	15	1	28
Austin f	2-7	0-0	0-0	3	1	4	2	29
Smith g	0-0	0-0	0-0	1	3	0	0	9
Boyd g	4-9	1-4	0-0	4	2	9	2	30
Harrison g	5-11	3-6	8-10	2	2	21	4	36
King	3-4	0-0	1-2	2	1	7	3	18
Steward	4-6	1-1	0-0	3	1	9	2	21
Newbill	1-3	0-0	0-0	2	0	2	0	9
Leek	0-0	0-0	0-0	0	0	0	0	1
Tillman	2-3	0-0	1-2	2	2	5	0	19
TOTALS	27-50	5-11	13-17	29	17	86	17	200

Halftime: UMKC 31, MSU 29. FG%: MSU 37.1%, UMKC 54.0. 3FG%: MSU 24.1%, UMKC 45.5%. FT%: MSU 73.7%, UMKC 76.5%. Turnovers: MSU 12 (Sword 4), UMKC 17 (Harrison 5). Blocked Shots: MSU 3 (Sword 2), UMKC 5 (Tillman 3). Steals: MSU 8 (Weatherspoon, Sword 3), UMKC 7 (Boyd 2). Officials: Ronnie Hernandez, Doran Gotchall, Brent Meaux. Attendance: 2,886.

Game 9 — Dec. 16, 2015

Florida State	90
Mississippi State	66

Donald L. Tucker Civic Center • Tallahassee, FL

Mississippi State

Player	FG	3FG	FT	RB	PF	PT	A	Min
Ware f	5-9	0-0	3-4	8	3	13	0	19
Thomas g	2-6	1-5	1-2	9	4	6	1	35
W'Spoon g	2-10	0-3	0-0	2	3	4	0	33
Newman g	4-11	2-5	2-2	3	1	12	1	22
Sword g	7-13	0-1	6-8	3	1	20	2	28
Zuppardo	1-4	1-4	0-0	3	5	3	0	13
Ready	3-7	2-5	0-0	1	3	8	1	26
Patterson	0-1	0-1	0-0	0	1	0	0	3
Ndoye	0-0	0-0	0-0	0	5	0	0	15
Staley	0-1	0-0	0-0	1	0	0	0	6
TOTALS	24-62	6-24	12-16	32	26	66	5	200

UMKC

Player	FG	3FG	FT	RB	PF	PT	A	Min
B'ovsky c	2-2	0-0	7-9	6	2	11	1	25
Bacon g	7-12	0-2	6-8	6	2	20	2	26
Beasley g	5-11	2-5	5-6	10	1	17	1	30
R.-Mayes g	5-9	1-3	2-2	10	3	13	4	29
Brandon g	1-2	0-0	0-0	2	1	2	0	14
Cofer	0-1	0-0	2-2	1	0	2	0	8
Bookert	3-8	1-4	0-0	2	0	7	3	17
Bell	1-7	0-5	2-2	2	1	4	0	19
Mann	4-5	0-0	0-1	3	2	8	0	16
Koumadje	1-2	0-0	2-6	0	2	4	0	7
Smith	0-0	0-0	0-0	1	3	0	1	5
Saxton	1-4	0-1	0-0	1	0	2	0	4
TOTALS	30-63	4-20	26-36	46	17	90	12	200

Halftime: FSU 37, MSU 28. FG%: MSU 38.7%, FSU 47.6. 3FG%: MSU 25.0%, FSU 20.0%. FT%: MSU 75.0%, FSU 72.2%. Turnovers: MSU 15 (Weatherspoon 4), FSU 13 (Rathan-Mayes, Smith 3). Blocked Shots: MSU 1 (Ndoye), FSU 2 (Bojanovsky, Bacon). Steals: MSU 4 (Weatherspoon 2), FSU 7 (Beasley, Bell, Mann 2). Officials: Michael Stephens, Jeffrey Anderson, Doug Sirmmons. Attendance: 5,466.

Game 10 — Dec. 19, 2015

Mississippi State	69
Tulane	59

Humphrey Coliseum • Starkville, MS

Tulane

Player	FG	3FG	FT	RB	PF	PT	A	Min
Osetk'ski f	9-13	0-1	2-2	8	3	20	0	33
Jarreau f	3-6	1-2	1-4	6	1	8	3	29
Dabney f	4-10	0-5	0-1	4	5	8	4	31
Julien g	0-4	0-3	0-0	3	3	0	2	21
Morgan g	4-11	1-5	2-2	10	2	11	0	34
Mack	1-6	0-1	0-0	0	3	2	2	18
Reynolds	1-3	1-3	0-0	3	2	3	0	11
Harris	2-6	1-3	0-0	0	0	5	0	14
Paul	0-0	0-0	0-2	0	1	0	0	2
Frazier	1-2	0-1	0-0	2	1	2	0	7
TOTALS	25-61	4-24	5-11	39	21	59	11	200

Mississippi State

Player	FG	3FG	FT	RB	PF	PT	A	Min
Daniels f	2-5	1-2	0-0	3	1	5	0	18
Thomas g	3-5	2-4	1-1	5	3	9	2	33
Newman g	3-9	3-5	6-6	4	0	15	4	32
Ready g	2-5	0-2	3-4	2	2	7	4	29
Sword g	4-14	0-2	6-9	5	0	14	1	34
Zuppardo	0-4	0-2	0-0	6	1	0	0	11
W'Spoon	2-6	1-1	2-2	3	2	7	0	19
Ware	5-7	0-0	2-4	9	3	12	2	24
TOTALS	21-55	7-18	20-26	39	12	69	13	200

Halftime: MSU 40, TU 34. FG%: MSU 38.2%, TU 41.0. 3FG%: MSU 38.9%, TU 16.7%. FT%: MSU 76.9%, TU 45.5%. Turnovers: MSU 9 (Newman 3), TU 9 (Dabney, Morgan, Reynolds 2). Blocked Shots: MSU 1 (Ware), TU 3 (Jarreau 2). Steals: MSU 5 (Five players with 1), TU 6 (Osetkowski 3). Officials: Doug Sirmmons, Anthony Jordan, Karl Hess. Attendance: 4,804.

Game 11 — Dec. 23, 2015

Mississippi State	93
Northern Colorado	69

Mississippi Coliseum • Jackson, MS

Northern Colorado

Player	FG	3FG	FT	RB	PF	PT	A	Min
Sylla f	2-6	0-0	1-2	5	3	5	0	26
Morgan f	2-4	0-0	0-0	3	3	4	1	16
Davis f	4-6	2-2	1-2	4	4	11	2	22
Seward g	3-6	1-3	2-2	4	4	9	1	15
Anglin g	4-11	1-4	4-5	4	1	13	1	33
Loose	0-0	0-0	0-0	0	0	0	2	5
Evans	1-4	0-0	0-0	2	2	2	0	12
Mathis	0-0	0-0	0-0	0	2	0	0	6
Johnson	4-7	3-6	0-0	1	1	11	0	18
Wilson	5-10	1-4	0-0	1	0	11	1	28
Verhagen	1-1	0-0	1-2	0	0	3	0	19
TOTALS	26-55	8-19	9-13	25	20	69	8	200

Mississippi State

Player	FG	3FG	FT	RB	PF	PT	A	Min
Ware f	8-10	0-0	3-4	6	2	19	1	24
Daniels f	1-1	0-0	4-4	4	3	6	0	18
Newman g	6-11	4-8	4-4	4	1	20	2	27
Ready g	3-6	0-3	2-2	1	1	8	11	27
Sword g	1-4	0-1	2-5	3	4	4	4	24
Thomas	4-8	2-6	3-4	0	2	13	0	25
Zuppardo	3-5	2-3	0-0	4	1	8	0	15
Holmes	0-0	0-0	0-0	0	0	0	0	2
W'spoon	4-5	0-1	2-2	2	1	10	2	23
Patterson	1-2	0-0	1-1	0	1	3	0	2
Jobe	0-0	0-0	0-0	1	0	0	1	2
Holman	1-3	0-1	0-0	2	2	2	0	11
TOTALS	32-55	8-23	21-26	30	18	93	21	200

Game 12 — Dec. 31, 2015

Mississippi State 71
North Carolina Central 48

Humphrey Coliseum • Starkville, MS

North Carolina Central

Player	FG	3FG	FT	RB	PF	PT	A	Min
Ingram f	2-6	0-0	2-4	12	2	6	1	38
Hood f	2-5	0-0	0-0	9	5	4	0	22
Madison g	3-13	3-12	0-0	1	0	9	1	23
Wiggins g	0-0	0-0	0-0	0	0	0	1	4
Cole g	4-16	1-6	0-0	1	2	9	3	35
Holmes	3-15	0-6	2-3	4	2	8	1	22
Wortherm	0-2	0-0	0-0	0	0	0	0	3
Benton	1-4	0-0	3-4	9	0	5	0	16
Allen	0-2	0-2	0-0	1	1	0	0	4
McAllister	0-0	0-0	0-0	0	0	0	0	1
Graf	2-9	1-4	2-2	1	1	7	1	32
TOTALS	17-72	5-30	9-13	48	13	48	8	200

Mississippi State

Player	FG	3FG	FT	RB	PF	PT	A	Min
Ware f	5-7	0-0	6-6	9	1	16	1	25
Daniels f	2-4	0-1	0-0	3	1	4	0	19
Newman g	6-9	2-5	1-2	4	0	15	4	27
Ready g	2-5	1-3	0-0	0	1	5	2	26
Sword g	4-7	0-2	0-2	4	1	8	3	25
Thomas	1-3	1-2	0-0	4	2	3	2	18
Zuppardo	1-4	1-3	0-0	1	2	3	0	13
Holmes	0-2	0-2	0-0	0	0	0	0	2
W'spoon	6-11	1-3	1-1	7	2	14	4	24
Patterson	0-0	0-0	0-0	0	1	0	0	2
Jobe	0-0	0-0	0-0	0	1	0	0	4
Staley	0-0	0-0	1-2	0	1	1	0	2
Holman	1-2	0-0	0-0	2	2	2	2	13
TOTALS	28-54	6-21	9-13	38	15	71	18	200

Halftime: MSU 34, NCCU 17. FG%: MSU 51.9%, NCCU 23.6. 3FG%: MSU 28.6%, NCCU 16.7%. FT%: MSU 69.2%, NCCU 69.2%. Turnovers: MSU 11 (Sword 4), NCCU 13 (Cole 5). Blocked Shots: MSU 5 (Thomas, Sword). Steals: MSU 8 (Ready, Weatherspoon 2), NCCU 5 (Five players with 1). Officials: Karl Hess, Ron Groover, Patrick Evans. Attendance: 2,016.

Game 13 — Jan. 6, 2016

Texas A&M 61
Mississippi State 60

Humphrey Coliseum • Starkville, MS

Texas A&M

Player	FG	3FG	FT	RB	PF	PT	A	Min
Hogg f	4-12	3-10	0-0	9	1	11	1	32
Davis f	1-6	0-0	2-2	4	2	4	0	17
Collins g	2-3	2-3	1-1	1	2	7	4	30
Jones g	3-13	0-2	5-6	8	3	11	0	32
Caruso g	3-6	3-5	2-2	7	1	11	8	37
Gilder	3-12	1-7	3-4	4	2	10	2	25
T.-Morelos	3-9	0-0	1-2	1	0	7	0	16
Miller	0-1	0-0	0-2	5	2	0	0	11
TOTALS	19-62	9-27	14-19	41	13	61	8	200

Mississippi State

Player	FG	3FG	FT	RB	PF	PT	A	Min
Ware f	5-9	0-0	5-6	13	2	15	0	33
Daniels f	1-1	0-0	0-0	6	1	2	0	27
Newman g	4-11	3-7	3-6	3	3	14	2	33
Ready g	3-6	1-4	0-0	2	1	7	2	30
Sword g	2-8	0-4	3-4	2	3	7	3	25
Thomas	1-4	1-3	0-0	0	2	3	0	17
Zuppardo	0-0	0-0	0-0	1	1	0	0	7
W'spoon	5-9	1-4	1-2	5	1	12	2	26
Holman	0-1	0-1	0-0	0	0	0	0	2
TOTALS	19-62	6-23	12-18	34	14	60	9	200

Halftime: TAMU 28, MSU 25. FG%: MSU 42.9%, TAMU 30.6. 3FG%: MSU 26.1%, TAMU 33.3%. FT%: MSU 66.7%, TAMU 73.7. Turnovers: MSU 14 (Sword 5), TAMU 11 (Three players with 2). Blocked Shots: MSU 5 (Five players with 1). Steals: MSU 6 (Weatherspoon, Sword 2), TAMU 5 (Collins, Gilder 2). Officials: Doug Shows, Doug Simmons, Don Daily. Attendance: 6,693.

Game 14 — Jan. 9, 2016

Mississippi State
Arkansas

Bud Walton Arena • Fayetteville, AR

Game 15 — Jan. 12, 2016

Mississippi State
Kentucky

Rupp Arena • Lexington, KY

Game 16 — Jan. 16, 2016

Mississippi State
Tennessee

Humphrey Coliseum • Starkville, MS

Game 17 — Jan. 19, 2016

Mississippi State
Florida

O'Connell Center • Gainesville, FL

Mississippi State Basketball
Mississippi State Combined Team Statistics (as of Jan 06, 2016)
All games

RECORD:	OVERALL	HOME	AWAY	NEUTRAL
ALL GAMES	7-6	5-2	0-2	2-2
CONFERENCE	0-1	0-1	0-0	0-0
NON-CONFERENCE	7-5	5-1	0-2	2-2

#	Player	gp-gs	min	avg	Total		3-Point		F-Throw		Rebounds								pts	avg		
					fg-fga	fg%	3fg-fga	3fg%	ft-fa	ft%	off	def	tot	avg	pf	dq	a	to			blk	stl
20	Gavin Ware	13-12	370	28.5	93-134	.694	0-0	.000	41-54	.759	42	65	107	8.2	36	2	11	15	17	10	227	17.5
14	Malik Newman	12-10	340	28.3	53-129	.411	29-77	.377	25-36	.694	4	34	38	3.2	18	0	28	25	0	5	160	13.3
32	Craig Sword	13-13	352	27.1	52-120	.433	8-41	.195	40-58	.690	14	24	38	2.9	38	3	35	38	17	19	152	11.7
15	I.J. Ready	13-11	386	29.7	51-121	.421	12-54	.222	20-24	.833	3	27	30	2.3	23	0	57	23	0	14	134	10.3
11	Q. Weatherspoon	13-2	273	21.0	44-89	.494	10-30	.333	13-15	.867	12	29	41	3.2	28	0	19	16	6	16	111	8.5
23	Travis Daniels	12-12	316	26.3	34-71	.479	10-26	.385	12-16	.750	29	32	61	5.1	24	0	14	15	8	3	90	7.5
01	Fred Thomas	13-5	289	22.2	21-56	.375	12-42	.286	12-15	.800	3	40	43	3.3	22	0	10	10	3	2	66	5.1
04	Johnny Zuppardo	13-0	163	12.5	19-44	.432	10-23	.435	1-2	.500	12	28	40	3.1	27	2	6	6	3	8	49	3.8
02	Demetrius Houston	1-0	6	6.0	1-1	1.000	0-0	.000	0-0	.000	0	0	0	0.0	0	0	0	0	0	0	2	2.0
35	Aric Holman	3-0	26	8.7	2-6	.333	0-2	.000	0-0	.000	0	4	4	1.3	4	0	2	2	2	0	4	1.3
21	Reggie Patterson	5-0	9	1.8	1-4	.250	0-1	.000	1-1	1.000	0	0	0	0.0	4	0	0	1	0	0	3	0.6
42	Elijah Staley	2-0	8	4.0	0-1	.000	0-0	.000	1-2	.500	0	1	1	0.5	1	0	0	1	0	1	1	0.5
22	Fallou Ndoeye	6-0	45	7.5	1-2	.500	0-0	.000	0-1	.000	4	3	7	1.2	16	1	1	3	1	0	2	0.3
10	Carter Holmes	4-0	6	1.5	0-2	.000	0-2	.000	0-0	.000	0	0	0	0.0	0	0	0	0	0	0	0	0.0
24	Jett Jobe	5-0	11	2.2	0-1	.000	0-0	.000	0-0	.000	0	2	2	0.4	1	0	1	0	0	0	0	0.0
Team											15	24	39				4					
Total.....		13	2600		372-781	.476	91-298	.305	166-224	.741	138	313	451	34.7	242	8	184	159	57	78	1001	77.0
Opponents.....		13	2600		340-782	.435	76-253	.300	180-262	.687	166	301	467	35.9	213	-	153	161	32	81	936	72.0

TEAM STATISTICS	MS	OPP	Date	Opponent	Score	Att.
SCORING	1001	936	11-13-15	EASTERN WASHINGTON	w 106-88	9931
Points per game	77.0	72.0	11-16-15	SOUTHERN UNIVERSITY	L 72-76	5895
Scoring margin	+5.0	-	11-19-15	vs Miami	L 79-105	1947
FIELD GOALS-ATT	372-781	340-782	11-20-15	vs Texas Tech	L 72-74	2001
Field goal pct	.476	.435	11-22-15	vs Missouri State	w 84-70	1492
3 POINT FG-ATT	91-298	76-253	11-28-15	UT MARTIN	w 76-51	7150
3-point FG pct	.305	.300	12-01-15	TEXAS SOUTHERN	w 86-73	6239
3-pt FG made per game	7.0	5.8	12-12-15	at UMKC	L 67-72	2886
FREE THROWS-ATT	166-224	180-262	12-16-15	at Florida State	L 66-90	5466
Free throw pct	.741	.687	12-19-15	TULANE	w 69-59	4804
F-Throws made per game	12.8	13.8	12-23-15	vs Northern Colorado	w 93-69	4512
REBOUNDS	451	467	12-31-15	N.C. CENTRAL	w 71-48	2016
Rebounds per game	34.7	35.9	* 01-06-16	TEXAS A&M	L 60-61	6693
Rebounding margin	-1.2	-				
ASSISTS	184	153				
Assists per game	14.2	11.8				
TURNOVERS	159	161				
Turnovers per game	12.2	12.4				
Turnover margin	+0.2	-				
Assist/turnover ratio	1.2	1.0				
STEALS	78	81				
Steals per game	6.0	6.2				
BLOCKS	57	32				
Blocks per game	4.4	2.5				
ATTENDANCE	42728	18304				
Home games-Avg/Game	7-6104	2-4176				
Neutral site-Avg/Game	-	4-2488				

* - Conference game

Score by Periods	1st	2nd	Totals
Mississippi State	486	515	1001
Opponents	470	466	936

Mississippi State Basketball
Mississippi State Combined Team Statistics (as of Jan 06, 2016)
Conference games

RECORD:	OVERALL	HOME	AWAY	NEUTRAL
ALL GAMES	0-1	0-1	0-0	0-0
CONFERENCE	0-1	0-1	0-0	0-0
NON-CONFERENCE	0-0	0-0	0-0	0-0

#	Player	gp-gs	min	avg	Total		3-Point		F-Throw		Rebounds											
					fg-fga	fg%	3fg-fga	3fg%	ft-fta	ft%	off	def	tot	avg	pf	dq	a	to	blk	stl	pts	avg
20	Gavin Ware	1-1	33	33.0	5-9	.556	0-0	.000	5-6	.833	4	9	13	13.0	2	0	0	1	1	1	15	15.0
14	Malik Newman	1-1	33	33.0	4-11	.364	3-7	.429	3-6	.500	0	3	3	3.0	3	0	2	2	0	0	14	14.0
11	Q Weatherspoon	1-0	26	26.0	5-9	.556	1-4	.250	1-2	.500	3	2	5	5.0	1	0	2	1	1	2	12	12.0
32	Craig Sword	1-1	25	25.0	2-8	.250	0-4	.000	3-4	.750	0	2	2	2.0	3	0	3	5	1	2	7	7.0
15	IJ Ready	1-1	30	30.0	3-6	.500	1-4	.250	0-0	.000	0	2	2	2.0	1	0	2	2	0	0	7	7.0
01	Fred Thomas	1-0	17	17.0	1-4	.250	1-3	.333	0-0	.000	0	0	0	0.0	2	0	0	0	0	0	3	3.0
23	Travis Daniels	1-1	27	27.0	1-1	1.000	0-0	.000	0-0	.000	2	4	6	6.0	1	0	0	3	1	1	2	2.0
04	Johnny Zuppardo	1-0	7	7.0	0-0	.000	0-0	.000	0-0	.000	1	0	1	1.0	1	0	0	0	0	0	0	0.0
35	Aric Holman	1-0	2	2.0	0-1	.000	0-1	.000	0-0	.000	0	0	0	0.0	0	0	0	0	1	0	0	0.0
Team											0	2	2									
Total.....		1	200		21-49	.429	6-23	.261	12-18	.667	10	24	34	34.0	14	0	9	14	5	6	60	60.0
Opponents.....		1	200		19-62	.306	9-27	.333	14-19	.737	20	21	41	41.0	13	-	15	11	0	5	61	61.0

TEAM STATISTICS	MS	OPP	Date	Opponent	Score	Att.
SCORING	60	61	* 01-06-16	TEXAS A&M	L 60-61	6693
Points per game	60.0	61.0	* - Conference game			
Scoring margin	-1.0	-				
FIELD GOALS-ATT	21-49	19-62				
Field goal pct	.429	.306				
3 POINT FG-ATT	6-23	9-27				
3-point FG pct	.261	.333				
3-pt FG made per game	6.0	9.0				
FREE THROWS-ATT	12-18	14-19				
Free throw pct	.667	.737				
F-Throws made per game	12.0	14.0				
REBOUNDS	34	41				
Rebounds per game	34.0	41.0				
Rebounding margin	-7.0	-				
ASSISTS	9	15				
Assists per game	9.0	15.0				
TURNOVERS	14	11				
Turnovers per game	14.0	11.0				
Turnover margin	-3.0	-				
Assist/turnover ratio	0.6	1.4				
STEALS	6	5				
Steals per game	6.0	5.0				
BLOCKS	5	0				
Blocks per game	5.0	0.0				
ATTENDANCE	6693	0				
Home games-Avg/Game	1-6693	0-0				
Neutral site-Avg/Game	-	0-0				

Score by Periods	1st	2nd	Totals
Mississippi State	25	35	60
Opponents	28	33	61

Mississippi State Basketball
Mississippi State Game-by-Game Highs (as of Jan 06, 2016)
All games














Opponent	Date	Score	Points	Rebounds	Assists	Steals	Blocked shots
EASTERN WASHINGTON	11-13-15	106-88	26-Gavin Ware	13-Gavin Ware	6-I.J. Ready	2-Craig Sword	3-Gavin Ware
SOUTHERN UNIVERSITY	11-16-15	72-76	16-Craig Sword	10-Travis Daniels	5-I.J. Ready	1-Q. Weatherspoon Gavin Ware Fred Thomas I.J. Ready	1-Johnny Zuppardo Craig Sword
vs Miami	11-19-15	79-105	20-Gavin Ware Craig Sword	5-Gavin Ware	4-Craig Sword I.J. Ready	1-I.J. Ready Craig Sword Q. Weatherspoon	2-Travis Daniels
vs Texas Tech	11-20-15	72-74	17-Malik Newman	9-Gavin Ware	4-Malik Newman	2-I.J. Ready	3-Craig Sword
vs Missouri State	11-22-15	84-70	25-Gavin Ware	8-Travis Daniels	11-I.J. Ready	2-I.J. Ready Craig Sword Johnny Zuppardo	1-Travis Daniels Gavin Ware
UT MARTIN	11-28-15	76-51	22-Gavin Ware	10-Gavin Ware	4-I.J. Ready Craig Sword	3-I.J. Ready	3-Gavin Ware
TEXAS SOUTHERN	12-01-15	86-73	19-Gavin Ware	11-Gavin Ware	3-Travis Daniels Q. Weatherspoon I.J. Ready Malik Newman	2-Malik Newman Craig Sword	4-Craig Sword
at UMKC	12-12-15	67-72	18-Malik Newman	7-Gavin Ware Travis Daniels	5-Craig Sword	3-Craig Sword Q. Weatherspoon	2-Craig Sword
at Florida State	12-16-15	66-90	20-Craig Sword	9-Fred Thomas	2-Craig Sword	2-Q. Weatherspoon	1-Fallou Ndoeye
TULANE	12-19-15	69-59	15-Malik Newman	9-Gavin Ware	4-Malik Newman Ij Ready	1-Craig Sword Q Weatherspoon Gavin Ware Johnny Zuppardo Fred Thomas	1-Gavin Ware
vs Northern Colorado	12-23-15	93-69	20-Malik Newman	6-Gavin Ware	11-IJ Ready	3-Craig Sword Gavin Ware	2-Gavin Ware
N.C. CENTRAL	12-31-15	71-48	16-Gavin Ware	9-Gavin Ware	4-Q Weatherspoon Malik Newman	2-IJ Ready Q Weatherspoon	2-Craig Sword Fred Thomas
TEXAS A&M	01-06-16	60-61	15-Gavin Ware	13-Gavin Ware	3-Craig Sword	2-Q Weatherspoon Craig Sword	1-Craig Sword Gavin Ware Q Weatherspoon Aric Holman Travis Daniels

Mississippi State Basketball
Mississippi State Team Game-by-Game Comparison (as of Jan 06, 2016)
All games

Opponent	1st	2nd	Score	Mar	Total FG	FG Pct	3-Pointers	3FG Pct	Free Throws	FT Pct	Rebounds	Assist	T/Over	Block	Steal	Fouls
EASTERN WASHINGTON	48/51	58/37	106-88	+18	41-66/33-65	.621/.508	5-17/6-22	.294/.273	19-24/16-22	.792/.727	40/25 +15	14/9	13/11	7/0	4/8	21/20
SOUTHERN UNIVERSITY	40/45	32/31	72-76	(4)	23-60/29-62	.383/.468	11-31/6-14	.355/.429	15-23/12-20	.652/.600	44/34 +10	12/10	19/8	2/7	4/10	19/20
Miami	35/59	44/46	79-105	(26)	30-66/34-60	.455/.567	9-22/9-17	.409/.529	10-15/28-38	.667/.737	27/41 (14)	14/20	13/11	5/1	3/7	29/20
Texas Tech	32/41	40/33	72-74	(2)	27-61/26-60	.443/.433	8-27/4-18	.296/.222	10-14/18-23	.714/.783	37/36 +1	11/10	14/10	7/3	3/7	20/15
Missouri State	45/27	39/43	84-70	+14	35-59/24-56	.593/.429	5-18/5-17	.278/.294	9-13/17-23	.692/.739	28/33 (5)	20/12	10/14	2/3	7/4	19/16
UT MARTIN	36/29	40/22	76-51	+25	32-65/22-55	.492/.400	4-18/5-17	.222/.294	8-10/2-6	.800/.333	43/27 +16	17/9	10/12	4/4	9/6	14/15
TEXAS SOUTHERN	45/37	41/36	86-73	+13	35-67/28-61	.522/.459	9-27/6-17	.333/.353	7-7/11-21	1000/.524	29/41 (12)	17/15	7/14	10/2	5/3	17/8
UMKC	29/31	38/41	67-72	(5)	23-62/27-50	.371/.540	7-29/5-11	.241/.455	14-19/13-17	.737/.765	30/31 (1)	13/14	12/17	3/5	8/7	18/15
Florida State	28/37	38/53	66-90	(24)	24-62/30-63	.387/.476	6-24/4-20	.250/.200	12-16/26-36	.750/.722	32/46 (14)	5/12	15/13	1/2	4/7	26/17
TULANE	40/34	29/25	69-59	+10	21-55/25-61	.382/.410	7-18/4-24	.389/.167	20-26/5-11	.769/.455	39/39 -	13/11	9/9	1/3	5/6	12/21
Northern Colorado	49/34	44/35	93-69	+24	32-55/26-55	.582/.473	8-23/8-19	.348/.421	21-26/9-13	.808/.692	30/25 +5	21/8	12/18	5/2	12/6	18/20
N.C. CENTRAL	34/17	37/31	71-48	+23	28-54/17-72	.519/.236	6-21/5-30	.286/.167	9-13/9-13	.692/.692	38/48 (10)	18/8	11/13	5/0	8/5	15/13
TEXAS A&M	25/28	35/33	60-61	(1)	21-49/19-62	.429/.306	6-23/9-27	.261/.333	12-18/14-19	.667/.737	34/41 (7)	9/15	14/11	5/0	6/5	14/13

Note: Game totals are displayed in the format TEAM/OPPONENT for each category

2015-16 MISSISSIPPI STATE PLAYER BREAKDOWN

1		Fred Thomas Jr F 6-5 210 Jackson, MS	MIN 22.2	PTS 5.1	RBS 3.3	AST 0.8	FG% .375	3FG% .286	FT% .800	Notes: Started 5 of the 12 non-conference games and averaged 5.3 points, 3.6 rebounds. Season-high 13 points came against Northern Colorado. Also had 10 vs. Eastern Washington. Had 3 points in SEC opener vs. Texas A&M. 54 points shy of becoming 36th MSU player to reach 1,000 for a career.
4		Johnny Zuppardo Sr F 6-8 226 Bay St. Louis, MS	MIN 12.5	PTS 3.8	RBS 3.1	STL 0.6	FG% .432	3FG% .435	FT% .500	Notes: Played in all 12 non-conference, averaging 4.1 points, 3.3 boards. Season highs of rebounds (8) and points (8) came against Eastern Washington and Northern Colorado, respectively. Had 1 rebound in SEC opener vs. Texas A&M.
10		Carter Holmes So G 6-0 185 Jackson, MS	MIN 1.5	PTS 0.0	RBS 0.0	STL 0.0	FG% .000	3FG% .000	FT% ---	Notes: A walk-on who has appeared in 4 games and logged 6 minutes. 0-2 shooting.
11		Quindary Weatherspoon Fr G 6-4 202 Canton, MS	MIN 21.0	PTS 8.5	RBS 3.2	AST 1.5	FG% .494	3FG% .333	FT% .867	Notes: Started 2 of the 12 non-conference games, averaging 8.3 points and 3.0 boards. Earned SEC Freshman of the Week honors after having career-high 16 points, 3 rebounds, 2 steals vs. UT Martin. Scored in double-digits five times, including last two games. 12 points, 5 rebounds, 2 assists, and 2 steals vs. Texas A&M in SEC opener.
14		Malik Newman Fr G 6-3 190 Jackson, MS	MIN 8.3	PTS 13.3	RBS 3.2	AST 2.3	FG% .411	3FG% .377	FT% .694	Notes: Missed opener due to turf toe. Started 9 of 11 non-conference games, averaging 13.3 points, 3.2 boards. Named SEC Freshman of the Week after career-high 20 points vs. Northern Colorado. Scored in double-digits 9 times. 14 points, 3 rebounds and 2 assists in SEC opener vs. Texas A&M.
15		I.J. Ready Jr G 5-11 170 North Little Rock, AR	MIN 29.7	PTS 10.3	RBS 2.3	AST 4.4	FG% .421	3FG% .222	FT% .833	Notes: Started 10 of 12 non-conference games and averaged 10.6 points, 4.6 assists. Career-high 25 points came against Eastern Washington. First-career double-double came against Missouri State (13 pts., 11 asst.). Also had 11 assists vs. Northern Colorado. Scored double-digits six times. 7 points and 2 assists vs. Texas A&M in SEC opener.
20		Gavin Ware Sr F 6-9 260 Starkville, MS	MIN 28.5	PTS 17.5	RBS 8.2	BLK 1.3	FG% .694	3FG% ---	FT% .759	Notes: Started 11 of 12 non-conference games and averaged 17.7 points, 7.8 boards. Scored double-digits all games and had 20-plus three times, including career-best 26 vs. Eastern Washington to go with 13 rebounds en route to SEC Player of the Week honors. Four double-doubles on the year after having 15 points, 13 rebounds vs. Texas A&M in SEC opener. 3rd in nation with 69.4 FG%.
21		Reggie Patterson Jr G 6-4 158 Baldwin, MS	MIN 1.8	PTS 0.6	RBS 0.0	AST 0.0	FG% .250	3FG% .000	FT% 1.000	Notes: A former manager turned walk-on who has appeared in 5 games and logged 9 minutes. Scored first-career points vs. Northern Colorado, totaling 3 on 1-2 shooting with a free throw. 1-4 shooting on the year.
23		Travis Daniels Sr G 6-7 225 Tuscaloosa, AL	MIN 26.3	PTS 7.5	RBS 5.1	AST 1.2	FG% .479	3FG% .385	FT% .750	Notes: Started 11 non-conference games, missing Florida State due to concussion. Averaged 8 points, 5 boards. Season-high 18 came against Texas Southern, while season-best 10 boards came against Southern. Also had 16 points vs. Eastern Washington. 2 points, 6 rebounds and a steal vs. Texas A&M in SEC opener.
24		Jett Jobe Fr G 6-4 181 Tuttle, OK	MIN 2.2	PTS 0.0	RBS 0.4	AST 0.2	FG% .000	3FG% ---	FT% ---	Notes: A walk-on who has appeared in 5 games and logged 11 minutes. 0-1 shooting with 2 rebounds and an assist.
32		Craig Sword Sr G 6-3 197 Montgomery, AL	MIN 27.1	PTS 11.7	RBS 2.9	AST 2.7	FG% .433	3FG% .195	FT% .690	Notes: Started all 12 non-conference games, averaging 12.1 points, 3.0 rebounds. Scored in double-digits seven times. Had 20 points vs. Miami and Florida State. Career-best 4 blocks vs. Southern. Season-high 5 assists vs. UMKC. 7 points, 3 assists, 2 steals vs. Texas A&M in SEC opener.
33		Elijah Staley Fr F 6-7 230 Marietta, GA	MIN 4.0	PTS 0.5	RBS 0.5	STL 0.5	FG% .000	3FG% ---	FT% .500	Notes: A backup quarterback who joined the basketball team in early December. Played twice, seeing first career action at Florida State and scoring first-career point on a free throw vs. N.C. Central.
35		Aric Holman Fr F 6-10 212 Owensboro, KY	MIN 8.7	PTS 1.3	RBS 1.3	STL ---	FG% .333	3FG% .000	FT% ---	Notes: Out all of preseason and the first 10 games due to a knee injury. Saw first action first against Northern Colorado and totaled 2 points and 2 rebounds. 2 points, 2 boards, 2 assists and a block vs. N.C. Central. In SEC opener vs. Texas A&M, had 1 block.