

**Gregg Ellis, Associate Media Relations Director**

Humphrey Coliseum, Room 202 | 55 Coliseum Boulevard

Mississippi State, MS 39762 | Fax: 662.325.3654

Office: 662-325-3595 | Cell: 662-322-0145

E-Mail: gellis@athletics.msstate.edu | www.hailstate.com

Twitter: @HailStateMBK; @msusportsgregg; @RickRay1

Facebook: www.facebook.com/HailStateMBK

2013-14 Schedule/Results**NOVEMBER**

8	PRAIRIE VIEW A&M	W, 71-56
14	KENNESAW STATE	W, 78-55
19	MISSISSIPPI VALLEY STATE	W, 94-72
23	at Utah State	L, 87-68
27	JACKSON STATE	W, 58-56

DECEMBER

1	LOYOLA	W, 65-64
	<i>Big 12/SEC Challenge</i>	
5	TCU (ESPNU)	L, 71-61
13	vs. Southeastern Louisiana [^]	W, 68-62
17	FLORIDA A&M	W, 78-65
19	FLORIDA GULF COAST (CSS)	W, 66-53
	<i>Las Vegas Classic</i>	
22	vs. South Florida	W, 71-66
23	vs. UNLV (CBS Sports Net)	L, 82-66

JANUARY

2	MARYLAND EASTERN SHORE	W, 77-63
8	at Kentucky (SEC TV)	L, 85-63
11	OLE MISS (ESPNU)	3 pm
15	at Alabama (SEC TV)	7 pm
18	TEXAS A&M (SEC TV)	11:30 am
22	AUBURN (ESPN3)	7 pm
25	at Ole Miss (SEC TV)	3 pm
30	FLORIDA (ESPN or ESPN2)	6 p.m.

FEBRUARY

1	at Vanderbilt (FSN)	4 pm
5	at Texas A&M (CSS)	8 pm
8	KENTUCKY (SEC TV)	12:30 pm
12	GEORGIA (FSN)	8 pm
15	at Auburn (SEC TV)	12:30 pm
19	at LSU (SEC TV)	7 pm
22	ARKANSAS (SEC TV)	3 pm
26	TENNESSEE (SEC TV)	7 pm

MARCH

1	at Missouri (SEC TV)	12:30 pm
5	at Georgia (CSS)	6 pm
8	SOUTH CAROLINA (SEC TV)	3 pm
12-16	SEC Tournament (SEC TV/ABC/ESPNU) TBA	

[^] - Tupelo, Miss (BancorpSouth Arena)**Game 15 | 3 P.M. | Humphrey Coliseum****MISSISSIPPI STATE
Bulldogs (10-4, 0-1)****Head Coach:** Rick Ray**MSU Record:** 20-26, 2nd year**Career Record:** Same**Record vs. Ole Miss:** 1-1**OLE MISS
Rebels (10-4, 1-0)****Head Coach:** Andy Kennedy**Ole Miss Record:** 162-91, 8th year**Career Record:** 183-104, 9th year**Record vs. MSU:** 5-9**GAME DAY
AT A GLANCE****When:** Saturday, Jan. 11, 2014**Where:** Starkville**Venue:** Humphrey Coliseum (10,500)**Time:** 3 p.m. CT**TV:** ESPNU**Talent:** Mike Morgan, Darrin Horn**Sirius/XM:** 108/199**Series:** MSU leads, 140-107**Last Meeting:** MSU, 73-67**Last 10 Overall:** MSU, 7-3**Last 10 In Starkville:** MSU, 9-1**WHAT TO NOTE AS MSU PLAYS OLE MISS . . .**


- ✓ Mississippi State is playing Ole Miss for the 248th time in the history of this series. The Rebels are the Bulldogs' most common foe.
- ✓ At Humphrey Coliseum, the Bulldogs have won four straight against Ole Miss and 14 out of the last 15.
- ✓ The 140 wins by MSU are the most against any foe, while the 107 losses are the most against any one team.
- ✓ Overall, the Bulldogs have won 22 out of the last 30 meetings with the Rebels.
- ✓ At Kentucky, MSU lost for the first time this season when leading at the half after winning the first seven.
- ✓ MSU's 10-point lead against Kentucky was its largest in a loss this year.
- ✓ The 23 second-half points against UK were the fewest this year.
- ✓ In the second half, the Wildcats shot 65.4 percent from the floor. It was the highest shooting percentage against MSU this year in any half.
- ✓ Numbers tell the story as the Bulldogs are 8-0 when out-rebounding opponents, 6-1 when holding foes to less than 45 percent shooting and 8-0 when holding teams to 65 points or less.
- ✓ The key is rebounding, because when MSU loses the battle of the boards this year, it is 2-4.
- ✓ Mississippi State is looking to avoid its first two-game losing streak of the year.
- ✓ The Bulldogs lead the SEC and are 10th nationally with 9.5 steals per game. MSU has recorded 10 or more steals in six of its games.
- ✓ **Craig Sword** is 5th in the SEC with 1.9 steals per game. The sophomore guard has also scored in double-digits 12 times.

MISSISSIPPI STATE PROJECTED STARTING 5**G.6-5.206.SO****1 Fred Thomas**

Pts.: 7.8
Rbs.: 3.3
Assts.: 1.4
Stl.: 1.2

F.6-8.231.SR**3 Colin Borchert**


Pts.: 9.9
Rbs.: 4.1
Assts.: 1.5
Blks.: 1.2

G.5-11.170.Fr**15 I.J. Ready**

Pts.: 6.0
Rbs.: 1.3
Assts.: 3.4
Stl.: 1.4

F.6-9.268.S0**20 Gavin Ware**

Pts.: 10.7
Rbs.: 9.0
Blks.: 0.4
Stl.: 1.0

G.6-3.194.S0**32 Craig Sword**

Pts.: 14.6
Rbs.: 3.3
Assts.: 2.4
Stl.: 1.9

2013-14 MEN'S BASKETBALL NOTES

Statistical Comparison

2013-14 Stats	MSU	UM
2013-14 Record.....	10-4	10-4
Conference Record	0-1	1-0
Scoring	70.3	78.7
Scoring Defense	66.9	71.3
Scoring Margin	+3.4	+7.4
Field Goal Pct.	45.7	43.7
Opp. FG Pct.	43.2	41.0
3-Point FG Pct.	30.0	38.4
Opp. 3-Point FG Pct.	30.7	35.4
Free Throw Pct.	64.7	67.2
Opp. FT Pct.	72.4	65.2
Rebounding Average	34.3	37.3
Opp. Rebounding Avg.	34.4	40.7
Rebound Margin	-0.1	-3.4
Assists	12.4	13.5
Turnovers	14.2	11.5
Turnover Margin	+2.4	+3.4
Steals.....	9.5	7.9
Blocked Shots.....	2.6	7.3

Statistical Leaders
Scoring

MSU	PPG	OPP	PPG
Sword	14.6	Summers	17.5
Ware	10.7	Millinghaus	10.9

Rebounding

MSU	RPG	OPP	RPG
Ware	9.0	Jones	6.8
Johnson.....	4.8	Cox/Saiz	8.1

Assists

MSU	APG	OPP	APG
Ready	3.4	Summers	3.3
Sword	2.4	Millinghaus	2.8

Blocks

MSU	BPG	OPP	BPG
Borchert.....	1.2	Jones	2.7
Thomas.....	0.8	Cox	1.4

Steals

MSU	SPG	OPP	SPG
Sword	1.9	Millinghaus	1.4
Ready	1.4	Jones	1.2

GAME OF STEALS

Saturday's showdown features two of the SEC's best teams when it comes to steals.

Mississippi State leads the league with its 9.5 steals per game and is 10th nationally. Ole Miss is fifth at 7.5.

Craig Sword ranks 5th at 1.9 after he collected three at Kentucky on Wednesday.

SCORER'S HIGHLIGHTED TOO

This rivalry matchup also features two of the league's Top 15 scorers.

Jarvis Summers is 8th at 17.5, while MSU's **Craig Sword** is 11th at 14.6.

Marshall Henderson is 4th at 18.8, but the senior guard is suspended for the game.

TAIL OF TWO GAMES

Against Maryland Eastern Shore, Mississippi State was whistled for a season low seven fouls and had no one to foul out.

But against Kentucky, it was a different story.

The Bulldogs had 22 fouls, the second highest of the year, with senior forward **Colin Borchert** fouling out.

IMPROVED FREE THROW SHOOTING

In its first 11 games of the season, Mississippi State was shooting just 63.0 percent at the foul line. But in the last three games, the Bulldogs have improved drastically, connecting on 75.0 percent of their attempts.

YEAR TWO MORE SMOOTH FOR SWORD

Through the first 14 games, sophomore guard Craig Sword has established himself as one of the top players in the SEC.

He's 11th in the SEC in scoring (14.6) and fifth in steals (1.9). He's also third in the league with his .558 shooting percentage.

SCOUTING OLE MISS

The Rebels come to Starkville sporting a 10-4 record after opening SEC play on Thursday with a 65-62 home win against Auburn.

The game featured 10 ties and 11 lead changes.

Derrick Millinghaus paced Ole Miss, which led 31-28 at the break, with 16 points, while Jarvis Summers totaled 14 points and dished out 3 assists.

The Rebels were 23-of-53 shooting and collected 10 steals.

DOUBLE-DOUBLES

On the year, MSU has totaled seven double-doubles, led by **Gavin Ware** with five. Last year, the Bulldogs had just four.

NEXT TWO UP FOR MSU . . .

Alabama

WHEN: Wednesday, Jan. 15, 2014
 TIME: 7 p.m.
 WHERE: Tuscaloosa, Ala.
 TV: SEC TV
 SERIES: Alabama leads, 117-73
 LAST MEETING: Alabama, 64-56 (2-20-13)



Texas A&M

WHEN: Saturday, Jan. 18, 2014
 TIME: 11:30 a.m.
 WHERE: Starkville, Miss
 TV: SEC TV
 SERIES: MSU leads, 140-107
 LAST MEETING: MSU, 73-67 (3-2-13)



LAST TIME VS. OLE MISS

Official Basketball Box Score -- Game Totals -- Final Statistics

Ole Miss vs Mississippi State

03-02-13 4 p.m. at Starkville, Miss. (Humphrey Coliseum)



Ole Miss 67 • 21-8, 10-6

#	Player		Total	3-Ptr	Rebounds			PF	TP	A	TO	Blk	Stl	Min
			FG-FGA	FG-FGA	FT-FTA	Off	Def							
23	Reginald Buckner	f	2-7	0-0	1-3	1	5	6	5	5	1	3	5	29
31	Murphy Holloway	f	11-18	0-0	0-2	9	10	19	3	22	1	2	0	36
10	LaDarius White	g	2-6	2-4	0-0	1	5	6	5	6	0	1	0	20
20	Nick Williams	g	2-7	0-2	0-0	1	1	2	3	4	1	0	0	20
32	Jarvis Summers	g	2-8	0-1	3-4	0	0	0	3	7	2	6	1	27
01	Martavious Newby		0-1	0-1	0-0	1	0	1	2	0	2	1	0	5
03	Derrick Millinghaus		2-8	1-3	2-2	0	1	1	1	7	4	1	0	21
22	Marshall Henderson		4-19	3-18	5-5	1	2	3	3	16	1	1	0	31
25	Terry Brutus		0-0	0-0	0-0	1	2	3	2	0	0	0	0	11
Team						2	1	3			1			
Totals			25-74	6-29	11-16	17	27	44	27	67	12	16	6	200
FG % 1st Half: 11-30 36.7%			2nd half: 14-44 31.8%			Game: 25-74 33.8%			Deadball					
3FG % 1st Half: 4-9 44.4%			2nd half: 2-20 10.0%			Game: 6-29 20.7%			Rebounds					
FT % 1st Half: 4-5 80.0%			2nd half: 7-11 63.6%			Game: 11-16 68.8%			2					

Mississippi State 73 • 8-13, 3-13

#	Player		Total	3-Ptr	Rebounds			PF	TP	A	TO	Blk	Stl	Min
			FG-FGA	FG-FGA	FT-FTA	Off	Def							
03	Colin Borchert	f	7-10	3-4	4-4	1	6	7	3	21	3	3	0	30
20	Gavin Ware	f	4-6	0-0	4-6	1	5	6	3	12	0	0	0	26
01	Fred Thomas	g	0-6	0-5	4-5	0	4	4	0	4	2	1	3	25
04	Trivante Bloodman	g	1-3	1-1	6-6	1	4	5	4	9	2	1	0	22
32	Craig Sword	g	1-4	1-3	4-6	0	4	4	1	7	9	7	1	32
00	Jalen Steele		3-11	1-7	3-4	0	1	1	1	10	0	4	0	30
24	Tyson Cunningham		0-2	0-1	0-1	0	2	2	2	0	0	1	0	12
25	Roquez Johnson		4-6	0-0	2-5	1	4	5	3	10	0	1	0	23
Team						4	2	6			1			
Totals			20-48	6-21	27-37	8	32	40	17	73	16	19	4	200
FG % 1st Half: 10-23 43.5%			2nd half: 10-25 40.0%			Game: 20-48 41.7%			Deadball					
3FG % 1st Half: 3-11 27.3%			2nd half: 3-10 30.0%			Game: 6-21 28.6%			Rebounds					
FT % 1st Half: 11-19 57.9%			2nd half: 16-18 88.9%			Game: 27-37 73.0%			3.3					

Officials: Antinio Petty, Bruce Benedict, Tim Gattis

Technical fouls: Ole Miss-Reginald Buckner. Mississippi State-Roquez Johnson.

Attendance: 8140

Actual Attendance: 5853

Score by periods	1st	2nd	Total
Ole Miss	30	37	67
Mississippi State	34	39	73

Points	In	Off	2nd	Fast	Bench
Paint	Paint	T/O	Chance	Break	
UM	36	17	10	2	23
MS	24	12	5	6	20

Last FG - UM 2nd-00:14, MS 2nd-04:20.

Largest lead - UM by 6 1st-13:27, MS by 12 2nd-05:12.

Score tied - 4 times.
Lead changed - 5 times.

Last 10 vs. OLE MISS

2009:	UM, 67-63..... at Starkville
	MSU, 82-80 at Oxford
2010:	MSU, 80-75 at Oxford
	MSU, 71-63 at Starkville
2011:	MSU, 69-64 at Oxford
	MSU, 71-58 at Starkville
2012:	UM, 75-68..... at Oxford
	MSU, 70-60 at Starkville
2013:	UM, 93-75..... at Oxford
	MSU, 73-67 at Starkville

At Starkville: MSU leads, 92-24

At Oxford: UM leads, 79-43

At Neutral Sites: MSU leads, 5-4

2013-14 MISSISSIPPI STATE NOTES

JOHNSON DRAWS FIRST START

■ Junior forward Roquez Johnson earned his first start of the season against Southeastern Louisiana, but was limited to just 10 minutes after straining his knee in the first half. He finished with 6 points and 3 boards.

He saw limited time vs. Florida A&M off the bench (4 minutes) and had two rebounds.

Against Florida Gulf Coast, though he totaled 24 minutes off the bench and finished with 10 points and eight rebounds.

MSU IMPRESSIVE AT FREE THROW LINE

■ Against Florida A&M earlier this year, Mississippi State drained 33 of its 45 free throw attempts.

The 45 attempts were the most since attempting 45 vs. Arkansas on Feb. 27, 2002, while the 33 made shots were the most since connecting on 33 against Arkansas State on Dec. 8, 2001.

Because of the many free throw attempts, the 20 made field goals tied for the fewest this year (Jackson State).

TWO TOTAL 20 IN ONE GAME, AGAIN

■ Against Maryland Eastern Shore, **Colin Borchert** scored 22 points while **Gavin Ware** added 21. It was the second time this season MSU had two players score 20-plus points.

Against Loyola, **Craig Sword** had 24 points while **Roquez Johnson** finished with 20.

Prior to this year, the last time MSU had two players score 20-plus points in the same game was at Vanderbilt on Jan. 21, 2012, when Dee Bost had 24 points and Arnett Moultrie totaled 21.

SWORD HONORED AGAIN

■ Back in December **Craig Sword** was the Co-SEC Player of the Week, marking the third time in his career he has been honored by the SEC.

Last year, the Montgomery, Ala., native was named the SEC Freshman of the Week twice.

SWORD, JOHNSON REPRESENTING

■ First, **Craig Sword** and **Roquez Johnson** were teammates at Carver High School in Montgomery, Ala., where they won a state championship together.

Now, the two are in the Top 5 at MSU in scoring as Sword is tops 14.6 points and Johnson fourth at 9.2.

Sword had a season-high 24 points against Loyola and TCU, while Johnson has scored in double-digits eight of State's 14 games. Against Loyola, he had career highs in points (20) and rebounds (11).

OVERTIME AFFAIRS

■ The Loyola game marked the 104th in MSU history and the Bulldogs are 57-47 and 2-1 under Rick Ray, MSU is 2-1.

The team the Bulldogs have played the most is Alabama at 12 (6-6).

SECOND-HALF SCORING UP

■ In nine of Mississippi State's 14 games this season, it has scored more points in the second half.

In the first half, the Dogs are averaging 32.6 points, compared to 37.7 in the second half.

POINT PRODUCTION HIGH VS MVSU

■ The 94 points scored against Mississippi Valley State on Nov. 19 were the second most in the Rick Ray era.

The most came against New Orleans a year ago when the Bulldogs totaled 97.

BULLDOGS ANNOUNCE NEW SIGNEES

■ In November, Rick Ray announced the signing of three future Bulldogs – Demetrius Hous-

ton, Oliver Black, and Maurice Dunlap II.

Houston is a 6-foot-7 forward out of Carver High School in Montgomery, Ala., the same high school that produced current Bulldogs **Craig Sword** and **Roquez Johnson**. Black is a power forward from Jackson who is currently at IMG Academy in Florida, while Dunlap is a guard from Amanda Elzy High in Greenwood.

BULLDOGS 2013-14 ROSTER FEATURES FEW NEW FACES

■ The Bulldogs roster features just one new scholarship player eligible for this season – freshman point guard I.J. Ready.

The Bulldogs also signed Fallou Ndoye, but he is redshirting this season.

Back from injury, though, are redshirt freshman Dre Applewhite and Jacoby Davis, who missed all of last year due to injuries.

BULLDOGS IN THE NBA

■ MSU currently has one player on an NBA roster — Arnett Moultrie.

Moultrie is with the Philadelphia 76ers but is out with an ankle injury until January.

Jarvis Varnado, who was with the Miami Heat during their championship run last year, is with the Iowa Energy of the NBADL.

APPLEWHITE DECIDES TO TRANSFER

■ On Monday, Mississippi State coach Rick Ray announced that redshirt freshman guard Dre Applewhite has decided to transfer.

The Memphis native appeared in all 12 games for MSU, drawing six starts.

He averaged 5.5 points and 3.9 rebounds.

Assistant Coaches

Chris Hollender




Chris Hollender is in his second year at MSU after spending the previous three seasons at Evansville, his alma mater. He was also an assistant at Army for seven years.

Wes Flanigan



Wes Flanigan is in his second year at MSU after spending the previous two seasons at Nebraska. He also coached at UAB and was an All-SEC stand-out at Auburn.

George Brooks



George Brooks is in his fourth year at MSU after spending the past 12 seasons as the head coach at Meridian Community College. He also played at MSU from 1992-94.

Adam Gordon



Adam Gordon is in his second year at Mississippi State as director of operations after serving in the same capacity at Northern Colorado. He was also a GA at Clemson.

2013-14 MISSISSIPPI STATE PLAYER BREAKDOWN

1



FRED THOMAS • So • G • 6-5 • 206 • Jackson, MS

MIN	PTS	RBS	AST	FG%	3FG%	FT%
29.7	7.8	3.3	1.4	31.3	28.8	56.5

Sat out the season opener. ... Against Kennesaw State, led all scorers with 17 points. ... Had 11 points vs. JSU and season-best 6 boards. ... Tied career-high with four made 3-pointers vs. South Florida and had 14 points. ... 10 points vs. UMES.

3



COLIN BORCHERT • Sr • F • 6-8 • 231 • Phoenix, AZ

MIN	PTS	RBS	AST	FG%	3FG%	FT%
26.7	9.9	4.1	1.5	40.7	29.0	89.3

Started 9 of the 10 games. ... Had season-best 7 boards vs. SELA. ... Has at least 2 blocks in five games this year. ... Has had 2 steals in each of the last two games. ... Career-highs in points (22) and assists (5) vs. UMES. ... 25 of 28 at FTs.

4



TRIVANTE BLOODMAN • Jr • G • 6-0 • 182 • Bronx, NY

MIN	PTS	RBS	AST	FG%	3FG%	FT%
22.1	5.8	1.9	1.9	56.3	20.0	72.2

Totaled 11 points vs. Kennesaw State. ... Started all 32 games last year and led MSU with 931 minutes. ... Started 5 of 10 games. ... Had 10 points vs. FAMU and was 8-9 at FTL. ... 6 points vs. UNLV. ... Tied career high with 13 points at Kentucky.

11



JACOBY DAVIS • RFr • G • 6-1 • 191 • Charlotte, NC

MIN	PTS	RBS	AST	FG%	3FG%	FT%
8.5	2.4	0.6	0.7	34.8	31.6	66.7

Saw first-career action vs. Kennesaw State. ... Scored first-career points against MVSU. ... Tied career-high with 6 points vs. JSU by 2 of 3 beyond the arc. Did not play vs. FGCU. ... 3 points vs. UMES and then 4 at UK to go with career-high 3 assists.

13




TEVIN MOORE • Jr • G • 6-3 • 185 • Olive Branch, MS

MIN	PTS	RBS	BLK	FG%	3FG%	FT%
2.3	1.3	0.3	---	66.7	---	33.3

Has appeared in three games for MSU. ... Scored 2 points in first appearance vs. Florida A&M. ... Had 3 points vs. UNLV. ... Saw first SEC action at Kentucky.

15



I.J. READY • Fr • G • 5-11 • 170 • North Little Rock, AR

MIN	PTS	RBS	AST	FG%	3FG%	FT%
25.8	6.7	1.4	3.6	40.0	45.0	1.000

Missed four games with strained hamstring. ... Opened collegiate debut with 14 points against Prairie View. ... Had 5 steals vs. FGCU. ... Had career-high 7 assists vs. South Florida. ... Career-best 4 rebounds vs. UMES. ... 16 assists in last four games.

20



GAVIN WARE • So • F • 6-9 • 268 • Starkville, MS

MIN	PTS	RBS	BLK	FG%	3FG%	FT%
25.6	10.7	9.0	0.4	57.8	.000	55.8

Totaled fifth double-double and seventh of career vs. UMES. ... Has grabbed 35 rebounds in last three games, including career-best 16 vs. UMES. ... Has rebounded in double-digits seven times.

24



TYSON CUNNINGHAM • Sr • G • 6-3 • 197 • Columbus, MS

MIN	PTS	RBS	AST	FG%	3FG%	FT%
9.1	1.6	0.4	0.4	39.1	25.0	1.000

Drained two 3-pointers against Loyola and had season-high 6 points. ... Had 4 points vs. Florida A&M and attempted first two free throws of the year, making both. ... Had 5 points vs. UNLV.

25



ROQUEZ JOHNSON • Jr • F • 6-7 • 210 • Montgomery, AL

MIN	PTS	RBS	AST	FG%	3FG%	FT%
22.6	9.2	4.8	0.6	44.7	.000	59.7

Had first double-double with career highs in points (20) and rebounds (11) against Loyola. ... Drew first start and only this year vs. SELA and hurt knee. ... Totaled 10 points and 8 boards against FGCU. ... Had 12 points at Kentucky.

32



CRAIG SWORD • So • G • 6-3 • 194 • Montgomery, AL

MIN	PTS	RBS	AST	FG%	3FG%	FT%
28.1	14.6	3.3	2.4	55.8	25.0	60.0

Has scored 20-plus points three times and in double-digits 12 times. ... Had game-winning points vs. JSU and Loyola. ... SEC Player of the Week three weeks ago. ... Fifth in SEC with 1.9 steals. ... Totaled 19 points and 3 steals at Kentucky.

MSU COACH RICK RAY

Head Coach Rick Ray

- On April 1, 2012, Rick Ray was named the 19th head coach in Mississippi State history.
- In his first season at MSU, produced two players to the SEC All-Freshman team — Gavin Ware and Craig Sword.
- On the staff of three different teams that have advanced to the NCAA Tournament — Indiana State, Purdue and Clemson.
- As an assistant at Clemson for two years, the Tigers won 38 games and advanced to the second round of the NCAA Tournament in 2011.
- During his time at Purdue as an assistant, the Boilermakers won 103 games in four years.
- All four teams at Purdue earned a berth in the NCAA Tournament, with the last two advancing to the Sweet 16.
- The 2009 Purdue team won 28 games and the Big 10 Tournament en route to garnering a No. 5 seed.
- While at Purdue, Ray was an assistant with second-year Tennessee coach Cuonzo Martin.
- The 2007 Purdue recruiting was considered one of the tops in the country, earning national rankings of No. 5 and No. 6 by Scout and Rivals, respectively.
- Ray was an assistant at Indiana State for seven years.
- In 2000 and 2001, the Sycamores won 20-plus games and made the NCAA Tournament.
- In 2000, the ISU won the Missouri Valley Conference regular-season title with a 14-4 ledger.
- In 2001, Indiana State won the MVC Tournament before upsetting Oklahoma in the first round of the NCAA Tournament.
- Ray also spent two seasons at Northern Illinois (2005 and 2006).
- Ray's first coaching job was at Nebraska-Omaha.
- Ray and his wife, Breyana, have two sons, Deacon and Mason, and one daughter, Katriece.



Rick Ray Year-By-Year

2012-13	Result/Score
N. 9 at Troy	L, 56-53
N. 13 FLORIDA ATLANTIC	W, 78-58
N. 19 North Carolina	L, 95-49
N. 20 Marquette	L, 89-62
N. 21 Texas	L, 69-55
N. 27 ALCORN STATE	W, 60-52
D. 1 at Providence	L, 73-63
D. 4 TEXAS-SAN ANTONIO	W, 53-42
D. 15 at Loyola Chicago	L, 59-51
D. 22 Central Arkansas (Jackson, MS)	W, 79-72
D. 30 ALABAMA A&M	L, 59-57
J. 3 NEW ORLEANS	W, 97-46
J. 9 SOUTH CAROLINA	W, 56-54
J. 12 +at Georgia	W, 72-61
J. 16 +ALABAMA	L, 75-43
J. 19 +at Tennessee	L, 72-57
J. 23 +at Arkansas	L, 96-70
J. 26 +FLORIDA	L, 82-47
J. 30 +TEXAS A&M	OT L, 55-49
F. 2 +LSU	L, 69-68
F. 6 +at Ole Miss	L, 93-75
F. 9 +at Florida	L, 83-58
F. 13 +MISSOURI	L, 78-36
F. 16 +at LSU	L, 80-68
F. 20 +at Alabama	L, 64-56
F. 23 +VANDERBILT	L, 72-31
F. 27 +at Kentucky	L, 85-55
M. 2 +OLE MISS	W, 73-67
M. 6 +at South Carolina	L, 79-72
M. 9 +AUBURN	OT W, 74-71
M. 13 South Carolina*	W, 70-59
M. 14 Tennessee*	L, 69-53

Rick Ray vs. All Opponents

Alabama	0-2
Alabama A&M	0-1
Alcorn State	1-0
Arkansas	0-1
Auburn	1-0
Central Arkansas	1-0
Florida	0-2
Florida Atlantic	1-0
Florida A&M	1-0
Florida Gulf Coast	1-0
Georgia	1-0
Jackson State	1-0
Kennesaw State	1-0
Kentucky	0-2
Loyola Chicago	1-1
LSU	0-2
Marquette	0-1
Maryland Eastern Shore	1-0
Mississippi Valley State	1-0
Missouri	0-1
New Orleans	1-0
North Carolina	0-1
Ole Miss	1-1
Prairie View A&M	1-0
Providence	0-1
South Carolina	2-1
South Florida	1-0
Southeastern Louisiana	1-0
TCU	0-1
Tennessee	0-2
Texas	0-1
Troy	0-1
Texas A&M	0-1
Texas-San Antonio	1-0
UNLV	0-1
Utah State	0-1
Vanderbilt	0-1
TOTAL:	20-26

MSU Under Rick Ray

	2013-14	Total
Leads at Halftime	7-1	15-4
Trails at Halftime	2-3	2-22
Is Tied at Halftime	1-0	3-0
Shoots 45% or better from the field	6-2	12-4
Shoots less than 45% from the field	4-1	8-20
Opp. shoots less than 45% from the field	6-2	16-8
Opp. shoots 45% or better from the field	4-3	4-19
Outrebounds (or ties) the opponent	8-0	12-5
Outrebounded by the opponent	2-4	8-21
Fewer (or ties) TOs than opponent	6-3	12-11
More TOs than opponent	4-1	8-15
Holds opponents to 65 points or less	8-0	15-5
In games decided by 10 points or less	4-1	8-9
All Games	10-4	20-26
Home Games	8-1	15-8
Road Games	0-2	1-13
Neutral-sites	2-1	4-5
Non-SEC Games	10-3	15-10
Non-SEC Home Games	8-1	12-2
Non-SEC Road Games	0-1	0-4
Non-SEC Neutral-site Games	2-1	3-4
SEC Games	0-1	4-15
SEC Home Games		3-6
SEC Road Games	0-1	1-9
SEC Tournament		1-1
November Games	4-1	6-5
December Games	5-2	6-5
January Games	1-1	4-6
February Games		0-8
March Games		3-2
Monday Games	0-1	0-2
Tuesday Games	2-0	5-1
Wednesday Games	1-1	3-10
Thursday Games	3-1	4-2
Friday Games	2-0	2-1
Saturday Games	0-1	4-8
Sunday Games	2-0	2-1
Overtime Games	1-0	2-1
Television Games	1-3	7-23
Games vs. Ranked Opponents	0-1	0-5

MISSISSIPPI STATE BASKETBALL

GAME 15: OLE MISS

GENERAL INFORMATION

Location: _____ Starkville, Mississippi
Founded: _____ February 28, 1878
Enrollment: _____ 20,424
Conference: _____ SEC
Nickname: _____ Bulldogs
Colors: _____ Maroon (PMS 202) & White
Arena: _____ Humphrey Coliseum (10,500)
President: _____ Dr. Mark E. Keenum
Director of Athletics: _____ Scott Stricklin
Faculty Representative: _____ Dr. Steven C. Turner
Web Site: _____ www.hailstate.com
Twitter: _____ @HailStateMBK

BASKETBALL HISTORY

First Year of Basketball: _____ 1908-09
Number of Seasons: _____ 102
All-Time Record: _____ 1,330-1,108
All-Time SEC Record: _____ 559-786
Total Number of Head Coaches: _____ 19
Humphrey Coliseum Record: _____ 396-152
20-Win Seasons: _____ 17
NCAA Tournament Appearances: _____ 10
NCAA Tournament Record: _____ 11-10
NCAA Tournament Final Fours: _____ 1
(1996, lost to Syracuse 77-69 in semis)
NIT Appearances: _____ 8
NIT Record: _____ 7-8
NIT Final Fours: _____ 1
(2007, lost 63-62 to West Virginia in semis)
SEC Championships: _____ 6
(2004, 1991, 1963, 1962, 1961, 1959)
SEC Tournament Championships: _____ 3
(2009, 2002 and 1996)
SEC Tournament Record: _____ 28-49
SEC Western Division Titles: _____ 7
(2010, 2008, 2007, 2004, 2003, 1996, 1995)

BASKETBALL STAFF

Head Coach: _____ Rick Ray
Alma Mater, Year: _____ Grand View College, 1994
Record at MSU/Years: _____ 20-26
Career Record/Years: _____ Same
Phone: _____ 662-325-3800
Assistant Coach: _____ Wes Flanigan
Assistant Coach: _____ Chris Hollender
Assistant Coach: _____ George Brooks
Director of Operations: _____ Adam Gordon
Video Coordinator: _____ Adam Bauman
Strength Coach: _____ Richard Akins
Athletic Trainer: _____ Scotty Johnson
Graduate Manager: _____ Nick Lagroon
Administrative Asst.: _____ Suzanne Cook
Media Relations Contact: _____ Gregg Ellis
Office Phone: _____ 662-325-3595
Cell Phone: _____ 662-322-0145
Fax: _____ 662-325-3654
Email: _____ gellis@athletics.msstate.edu
Twitter: _____ @msusportsgregg

TEAM INFORMATION

2012-13 Overall Record _____ 10-22
2011-12 SEC Record _____ 4-14
SEC Finish: _____ T13th
National Ranking: _____ n/a
Starters Returning/Lost: _____ 5/0
Letterwinners Returning/Lost: _____ 7/3
Newcomers: _____ 7
Roster (Sr./Jr./So./Fr.): _____ (2/3/3/6)

MSU KNOWS HOW TO WIN GAMES AT 'THE HUMP'

Over the course of the last decade, Mississippi State's Humphrey Coliseum has become a difficult venue for opposing teams. Last year, MSU was 7-7 and won its last two against Ole Miss and Auburn. This year, MSU is 8-1.

The Bulldogs have compiled a 37-season composite record of 396-152 (.723) at "The Hump" since Mississippi State's basketball facility opened prior to the 1975-76 campaign.

TRACKING MSU'S HOME SUCCESS UNDER RICK RAY

Season	Overall		SEC		Non-SEC	
	Record	Win %	Record	Win %	Record	Win %
2012-13	7-7	.500	3-6	.333	4-1	.800
2013-14	8-1	.889			8-1	.889
Totals	15-8	.682	3-6	.333	12-2	.857

A LOOK AT THE HISTORY OF HUMPHREY COLISEUM



LARGEST CROWDS AT THE HUMP

Crowd	Opponent	Date
10,788	Kentucky	2-16-10
10,735	Ole Miss	2-7-04
10,645	Ole Miss	2-23-02
10,541	Florida	1-7-03
10,458	Auburn	3-2-04
10,437	Alabama	2-21-04
10,432	Alabama	3-5-05
10,432	Kentucky	1-13-04
10,429	Ole Miss	2-15-03
10,421	Ole Miss	1-26-08
10,412	Ole Miss	1-13-09
10,364	Ole Miss	2-9-12
10,338	Florida	1-24-07
10,315	Kentucky	1-9-96

INDIVIDUAL MSU RECORDS AT THE HUMP

Most Points Scored
40, Rickey Brown (Auburn, 3-7-77)

Most Rebounds
24, Wiley Peck (Alabama, 1-27-79)

Most Assists
15, Al Perry (Vanderbilt, 1-29-77)

TEAM MSU RECORDS AT THE HUMP

Most Points Scored
123, Troy State (12-5-95)

Most Rebounds
75, Mississippi Valley St. (11-21-00)

Most Consecutive Wins
14, 1-22-03 to 1-10-04

MISSISSIPPI STATE ROSTER/MEDIA INFORMATION

Media Information**Credentials**

◆Media members may obtain both season credentials and game-by-game passes by contacting Gregg Ellis at 662.325.3595.

Radio Network

◆Bulldog fans can catch all of MSU's games on the radio with the veteran broadcast talent of Jim Ellis (play-by-play), along with Bart Gregory serving as the color analyst.

There will also be a 30-minute pregame show featuring first-year coach Rick Ray along with a post-game show as well.

Rick Ray Show

◆In its second year is "Mississippi State Basketball with Rick Ray" a 30-minute television program featuring MSU's second-year coach Rick Ray and his 2013-14 squad.

Hosted by veteran sportscaster Jim Ellis, the weekly show will feature game highlights, player interviews, scouting reports on upcoming opponents and court-side profiles showcasing interesting aspects of the MSU basketball program.

Under the direction of producer/director Bennie Ashford, the 30-minute television program is a production of the Bulldog Sports Network in conjunction with the Mississippi State University Television Center. The first show airs in January.

SEC Teleconference

◆The SEC's weekly teleconference is every Monday and will be coordinated through the SEC media relations office. To participate, contact Craig Pinkerton of the SEC at 205-458-3038. Rick Ray is scheduled for 11:17 a.m. CT.

Social Networking

◆Media and Bulldog fans can follow MSU tweets this year at both @msusportsgregg and @HailStateMBK, in addition to @RickRay1.

You can also follow MSU online at hailstate.com.

2013-14 MISSISSIPPI STATE ROSTER**Numerical Roster**

No.	Name	Pos.	Ht.	Wt.	Yr.	Exp.	Hometown
1	Fred Thomas	G	6-5	206	So.	1L	Jackson, MS (Jim Hill HS)
3	Colin Borchert	F	6-8	231	Sr.	1L	Phoenix, AZ (East Miss CC)
4	Trivante Bloodman	G	6-0	182	Jr.	1L	Bronx, NY (Olney Central College)
10	Dallas Prater	G	6-3	170	Fr.	HS	Jackson, MS (St. Andrews)
11	Jacoby Davis	G	6-1	191	RFr.	HS	Charlotte, NC (West Charlotte HS)
13	Tevin Moore	G	6-3	185	Jr.	JC	Olive Branch, MS (Northwest CC)
15	I.J. Ready	G	5-11	170	Fr.	HS	Little Rock, AR (Parkview HS)
20	Gavin Ware	F	6-9	268	So.	1L	Starkville, MS (Starkville HS)
24	Tyson Cunningham	G	6-3	197	Sr.	2L	Columbus, MS (Columbus HS)
25	Roquez Johnson	F	6-7	210	Jr.	2L	Montgomery, AL (G.W. Carver HS)
32	Craig Sword	G	6-3	194	So.	1L	Montgomery, AL (G.W. Carver HS)
33	Kyle Dobbs	G	6-6	160	Fr.	HS	Grayson, GA (Grayson HS)

Alphabetical Roster

No.	Name	Pos.	Ht.	Wt.	Yr.	Exp.	Hometown
4	Trivante Bloodman	G	6-0	182	Jr.	1L	Bronx, NY (Olney Central College)
3	Colin Borchert	F	6-8	231	Sr.	1L	Phoenix, AZ (East Miss CC)
24	Tyson Cunningham	G	6-3	197	Sr.	2L	Columbus, MS (Columbus HS)
11	Jacoby Davis	G	6-1	191	RFr.	HS	Charlotte, NC (West Charlotte HS)
33	Kyle Dobbs	G	6-6	160	Fr.	HS	Grayson, GA (Grayson HS)
25	Roquez Johnson	F	6-7	210	Jr.	2L	Montgomery, AL (G.W. Carver HS)
13	Tevin Moore	G	6-3	185	Jr.	JC	Olive Branch, MS (Northwest CC)
10	Dallas Prater	G	6-3	170	Fr.	HS	Jackson, MS (St. Andrews)
15	I.J. Ready	G	5-11	170	Fr.	HS	Little Rock, AR (Parkview HS)
32	Craig Sword	G	6-3	194	So.	1L	Montgomery, AL (G.W. Carver HS)
1	Fred Thomas	G	6-5	206	So.	1L	Jackson, MS (Jim Hill HS)
20	Gavin Ware	F	6-9	268	So.	1L	Starkville, MS (Starkville HS)

HEAD COACH:

Rick Ray (Grand View College [IA], 1994; 2nd year)

ASSISTANTS:

Wes Flanigan (Auburn, 1997; 2nd year)

Chris Hollender (Evansville, 1998; 2nd year)

George Brooks (Mississippi State, 1997; 4th year)

OPERATIONS:

Adam Gordon (Tampa, 2006; 2nd year)

STRENGTH & CONDITIONG:

Richard Akins

TRAINER:

Scotty Johnson

Pronunciation Guide

TRIVANTE BLOODMAN: TRA-VON-TAY

COLIN BORCHERT: BORE-CHERT

CRAIG SWORD: SOARD

MISSISSIPPI STATE BY THE NUMBERS

GAME-BY-GAME SPECIALTY STATS (MSU First)						GAME-BY-GAME LEAD/DEFICIT			
<i>Opponent</i>	<i>Bench</i>	<i>Paint</i>	<i>Off TO</i>	<i>2nd Chance</i>	<i>Fast Break</i>	<i>Opponent</i>	<i>Largest Lead</i>	<i>Largest Deficit</i>	<i>Final Score</i>
Prairie View	20/23	42/26	26/12	17/12	6/6	Prairie View	16 (45-29, 2nd)	Never Trailed	W, 71-56
Kennesaw State	24/15	34/24	27/13	12/6	18/2	Kennesaw State	23 (78-55, 2nd)	4 (14-18, 1st)	W, 78-55
Mississippi Valley	31/19	54/36	16/6	13/7	18/6	Mississippi Valley	27 (93-66, 2nd)	Never Trailed	W, 94-72
Utah State	19/24	34/18	16/18	8/16	6/6	Utah State	Never Led	21 (66-87, 2nd)	L, 87-68
Jackson State	19/17	32/28	13/12	14/11	2/0	Jackson State	5 (39-34, 2nd)	7 (0-7, 1st)	W, 58-56
Loyola	26/19	26/34	18/12	6/7	2/2	Loyola	6 (44-38, 2nd)	7 (11-18, 1st)	W, 65-64 OT
TCU	23/31	34/24	12/17	12/3	6/8	TCU	2 (2-0, 1st)	18 (27-45, 2nd)	L, 71-61
SE Louisiana	23/18	34/32	12/13	5/12	8/0	SE Louisiana	12 (12-2, 1st)	6 (36-42, 2nd)	W, 68-62
Florida A&M	21/37	28/28	14/6	13/11	6/8	Florida A&M	26 (57-31, 2nd)	Never Trailed	W, 78-65
Florida Gulf Coast	25/4	30/32	16/15	10/5	6/4	Florida Gulf Coast	15 (59-44, 2nd)	1 (7-8, 1st)	W, 66-53
South Florida	26/9	30/28	20/15	6/8	8/8	South Florida	9 (31-22, 1st)	7 (5-12, 1st)	W, 71-66
UNLV	26/32	52/24	20/12	10/12	12/6	UNLV	5 (10-5, 1st)	24 (46-70, 2nd)	L, 82-66
Maryland E. Shore	14/20	44/28	6/20	20/12	6/4	Maryland E. Shore	19 (48-29, 2nd)	2 (8-10, 1st)	W, 78-63
Kentucky	29/26	36/46	8/19	7/17	16/10	Kentucky	10 (12-2, 1st)	24 (54-76, 2nd)	L, 85-63
Ole Miss						Ole Miss			
Alabama						Alabama			
Texas A&M						Texas A&M			
Auburn						Auburn			
Ole Miss						Ole Miss			
Florida						Florida			
Vanderbilt						Vanderbilt			
Texas A&M						Texas A&M			
Kentucky						Kentucky			
Georgia						Georgia			
Auburn						Auburn			
LSU						LSU			
Arkansas						Arkansas			
Tennessee						Tennessee			
Missouri						Missouri			
Georgia						Georgia			
South Carolina						South Carolina			
SEC Tournament						SEC Tournament			

Mississippi State Scoring By The Half

Team	1st Half	2nd Half
Prairie View	38	33
Kennesaw State	35	43
Mississippi Valley State	44	50
Utah State	28	40
Jackson State	23	35
Loyola	29	27
TCU	22	39
Southeastern Louisiana	32	36
Florida A&M	42	36
Florida Gulf Coast	32	34
South Florida	38	33
UNLV	24	42
Maryland Eastern Shore	29	48
Kentucky	40	23

Lowest First Half: 22, TCU
Highest First Half: 44, Mississippi Valley State
Lowest Second Half: 23, Kentucky
Highest Second Half: 50, Mississippi Valley State

Opponent Scoring By The Half

Team	1st Half	2nd Half
Prairie View	28	28
Kennesaw State	31	24
Mississippi Valley State	29	43
Utah State	44	43
Jackson State	28	28
Loyola	29	27
TCU	34	37
Southeastern Louisiana	33	29
Florida A&M	27	38
Florida Gulf Coast	24	29
South Florida	35	31
UNLV	42	40
Maryland Eastern Shore	20	43
Kentucky	37	48

Lowest First Half: 20, Maryland Eastern Shore
Highest First Half: 44, Utah State
Lowest Second Half: 24, Kennesaw State
Highest Second Half: 48, Kentucky

MISSISSIPPI STATE BY THE NUMBERS

MSU'S 2013-14 RECORD WHEN . . .

Leads at Halftime	7-1
Trails at Halftime	2-3
Is Tied at Halftime	1-0
Shoots 45% or better from the field	7-2
Shoots less than 45% from the field	3-2
Opp. shoots less than 45% from the field	6-1
Opp. shoots 45% or better from the field	4-3
Outrebounds (or ties) the opponent	8-0
Outrebounded by the opponent	2-4
Fewer (or ties) TOs than opponent	6-3
More TOs than opponent	4-1
Holds opponents to 65 points or less	8-0
In games decided by 10 points or less	4-1

MSU'S 2013-14 RECORD IN . . .

All Games	10-4
Home Games	8-1
Road Games	0-2
Neutral-sites	2-1
Non-SEC Games	10-3
Non-SEC Home Games	8-1
Non-SEC Road Games	0-1
Non-SEC Neutral-site Games	2-1
SEC Games	0-1
SEC Home Games	0-0
SEC Road Games	0-1
SEC Tournament	0-0
November Games	4-1
December Games	5-2
January Games	1-1
February Games	0-0
March Games	0-0
Monday Games	0-1
Tuesday Games	2-0
Wednesday Games	1-1
Thursday Games	3-1
Friday Games	2-0
Saturday Games	0-1
Sunday Games	2-0
Overtime Games	1-0
Television Games	1-3
Games vs. Ranked Opponents	0-1

MISC. 2013-14 TEAM STATS

Largest Lead Surrendered in Loss:

10, Kentucky (1-8-14)

Largest Deficit Overcome in Win:

7, Loyola (12-1-13), Jackson State (11-27-13)
South Florida (12-22-13)

Largest Lead at Anytime:

27, Mississippi Valley State (11-19-13)

Largest Deficit Anytime:

24, UNLV (12-23-13)

MISCELLANEOUS MSU INDIVIDUAL STATISTICS

Games Scoring in Double Figures: Sword 11, Borchert 7, Johnson 7, Ware 6, Thomas 5, Bloodman 3, Applewhite 2, Ready 2

Games Scoring 20-plus Points: Sword 3, Ware 2, Thomas, Johnson

Games Scoring 30-plus Points:

Games Rebounding in Double Figures: Ware 7, Johnson, Applewhite

Games With Double Figures in Assists:

Games With Double-Doubles: Ware 5, Johnson, Applewhite

Games With Triple-Doubles:

Games As Team High Scorer (or co-leader): Sword 8, Ware 3, Thomas 2, Borchert

Games As Team High Rebounder (or co-leader): Ware 9, Johnson 3, Borchert 2, Applewhite

Games As Team Leader in Assists (or co-leader): Ready 6, Bloodman 3, Sword 3, Applewhite 2, Borchert, Davis

Games As Team Leader in Steals (or co-leader): Sword 7, Ready 3, Ware 2, Bloodman 2, Applewhite 2, Thomas 2, Borchert 2, Johnson, Cunningham

Games As Team Leader in Blocks (or co-leader): Borchert 8, Thomas 4, Sword Applewhite, Ware

Games As Team Leader in Turnovers (or co-leader): Sword 8, Applewhite 4, Thomas 3, Ready, Ware, Borchert

MSU'S RECORD BY STARTING LINEUP

Ready, Applewhite, Sword, Borchert, Ware	4-1
Ready, Thomas, Sword, Borchert, Ware	2-1
Bloodman, Thomas, Sword, Borchert, Ware	3-2
Ready, Applewhite, Sword, Ware, Johnson	1-0

GAME-BY-GAME STARTERS

Opponent	Date	Guard	Guard	Guard	Forward	Forward	Record
Prairie View	11/08/13	Ready	Applewhite	Sword	Borchert	Ware	1-0
Kennesaw State	11/14/13	Ready	Thomas	Sword	Borchert	Ware	2-0
Mississippi Valley	11/19/13	Bloodman	Thomas	Sword	Borchert	Ware	3-0
Utah State	11/23/13	Bloodman	Thomas	Sword	Borchert	Ware	3-1
Jackson State	11/27/13	Bloodman	Thomas	Sword	Borchert	Ware	4-1
Loyola	12/01/13	Bloodman	Thomas	Sword	Borchert	Ware	5-1
TCU	12/05/13	Bloodman	Thomas	Sword	Borchert	Ware	5-2
SE Louisiana	12/13/13	Ready	Applewhite	Sword	Johnson	Ware	6-2
Florida A&M	12/17/13	Ready	Applewhite	Sword	Borchert	Ware	7-2
Florida Gulf Coast	12/19/13	Ready	Applewhite	Sword	Borchert	Ware	8-2
South Florida	12/22/13	Ready	Applewhite	Sword	Borchert	Ware	9-2
UNLV	12/23/13	Ready	Applewhite	Sword	Borchert	Ware	9-3
Maryland E. Shore	01/02/14	Ready	Thomas	Sword	Borchert	Ware	10-3
Kentucky	01/08/14	Ready	Thomas	Sword	Borchert	Ware	10-4
Ole Miss							
Alabama							
Texas A&M							
Auburn							
Ole Miss							
Florida							
Vanderbilt							
Texas A&M							
Kentucky							
Georgia							
Auburn							
LSU							
Arkansas							
Tennessee							
Missouri							
Georgia							
South Carolina							
SEC Tournament							

2013-14 Win-Loss Differential

Diff.	1	2	3	4	5	6	7	8	9	10	11	12	13	14	15	16	17	18	19	20	21	22	23	24	25+
Won	1	1			1	1						2		2							1	1			
Lost										1						1			1			1			

MISSISSIPPI STATE BY THE NUMBERS

SEC ROAD RECORDS LAST 17 YEARS

Team	Record	Pct.
1. Kentucky	72-49595
2. Florida	64-57529
3. Tennessee	56-66459
4. Mississippi State	41-81336
5. Vanderbilt	38-84311
6. LSU	37-84306
7. Alabama	36-85289
T8. Georgia	30-92246
T8. Ole Miss	29-92240
10. Auburn	28-94230
11. South Carolina	25-97205
12. Arkansas	24-98197
13. Texas A&M	3-6333
14. Missouri	2-7222

DIFFERENCE BETWEEN WINNING AND LOSING

Wins	Stat	Losses
72.6	Points	65.0
61.2	Opp. Points	80.0
+11.4	Scoring Margin	-15.0
46.4%	FG%	45.3
41.4%	Opp. FG%	47.1
33.3%	3FG%	20.0
27.3%	Opp. 3FG%	44.4
36.7	Rebounds	28.3
32.3	Opp. Rebounds	38.0
+4.4	Rebound Margin	-9.7
12.5	Assists	12.0
14.1	Turnovers	14.3
9.8	Steals	9.0
2.9	Blocks	2.7

MSU Season and Career Totals

	2013-14	Career
Double-Figure Scoring		
Gavin Ware	6 (5-1)	20 (10-10)
Trivante Bloodman	3 (2-1)	9 (3-6)
Roquez Johnson	8 (7-1)	22 (14-8)
Craig Sword	12 (8-4)	27 (15-12)
Fred Thomas	5 (5-0)	20 (10-10)
Colin Borchert	7 (5-2)	20 (10-10)
I.J. Ready	2 (2-0)	2 (2-0)
Cunningham		1 (1-0)
Dre Applewhite	2 (2-1)	2 (1-1)
20-Plus Point Games		
Gavin Ware	2 (2-0)	3 (3-0)
Craig Sword	3 (2-1)	5 (2-3)
Colin Borchert	1 (1-0)	3 (3-0)
Fred Thomas		1 (1-0)
Roquez Johnson	1 (1-0)	1 (1-0)
30-Plus Point Games		
10-Plus Rebound Games		
Gavin Ware	7 (5-2)	10 (7-3)
Colin Borchert		2 (2-0)
Roquez Johnson	1 (1-0)	1 (1-0)
Dre Applewhite	1 (1-0)	1 (1-0)
Double-Doubles		
Gavin Ware	5 (4-1)	7 (5-2)
Roquez Johnson	1 (1-0)	1 (1-0)
Colin Borchert		1 (1-0)
Dre Applewhite	1 (1-0)	1 (1-0)
3-Plus 3-Point Games		
Fred Thomas	3 (3-0)	7 (5-2)
Tyson Cunningham		1 (0-1)
I.J. Ready	1 (0-1)	1 (0-1)
Colin Borchert	2 (1-1)	5 (3-2)
10-Plus 3-Point Attempt Games		
Thomas		1 (0-1)
3-Plus Steal Games		
I.J. Ready	3 (3-0)	3 (3-0)
Colin Borchert		3 (2-1)
Fred Thomas	2 (2-0)	10 (6-4)
Craig Sword	4 (2-2)	12 (6-6)
Roquez Johnson		1 (0-1)
Tyson Cunningham		1 (1-0)
Trivante Bloodman	1 (1-0)	3 (1-2)
Gavin Ware	1 (1-0)	1 (1-0)
Dre Applewhite	1 (1-0)	1 (1-0)
5-Plus Block Games		
Ware		1 (0-1)
5-Plus Made Free Throws		
Trivante Bloodman	2 (2-0)	10 (6-4)
Roquez Johnson	2 (2-0)	10 (6-4)
Craig Sword	5 (3-2)	10 (6-4)
Fred Thomas		3 (1-2)
Gavin Ware	1 (1-0)	3 (2-1)
Colin Borchert	2 (2-0)	3 (3-0)
Dre Applewhite	1 (1-0)	1 (1-0)

Note: Record in games in ()

THE LAST TIME . . .

THE LAST TIME AN MSU PLAYER ...

Scored 30 or more points in a game:

32, Ravern Johnson vs. Tenn. St. (11-12-10)

Scored 33 or more points in a game:

33, Ravern Johnson vs. Troy (11-26-10)

Scored 34 or more points in a game:

34, Arnett Moultrie vs. UMass (3-13-12)

Scored 35 or more points in a game:

36, Jeff Malone at Ole Miss (2-19-83)

Scored 37 or more points in a game:

39, Jeff Malone vs. Alabama (1-31-83)

Scored 40 or more points in a game:

40, Rickey Brown vs. Auburn (3-7-77)

Scored 20+ points in back-to-back games:

Craig Sword (24 vs. Loyola 12-01-13; 24 vs. TCU (12-05-13)

Scored 20+ points in three-consecutive games:

Craig Sword (24 vs. Loyola, 12-01-13; 24 vs. TCU, 12-05-13; 22 vs. SELA, 12-13-13)

Scored 20+ points in five-consecutive games:

Jeff Malone, 1982-83 (11 consecutive)

Scored 30+ points in back-to-back games:

Jeff Malone (36 at Ole Miss & 30 vs. Georgia, 1982-83)

Scored 30+ points in three-consecutive games:

Jeff Malone (33 at LSU; 36 at Ole Miss & 30 vs. Georgia, 1982-83)

Made 10 field goals in a game:

10, Gavin Ware vs. Maryland ES (1-2-14)

Made 11 field goals in a game:

11, Dee Bost vs. Auburn (2-13-10)

Made 12 field goals in a game:

12, Arnett Moultrie vs. UMass (3-13-12)

Made 13 field goals in a game:

13, Horatio Webster vs. SW Missouri St. (11-23-97)

Made 14 field goals in a game:

14, Cameron Burns at Georgia (1-17-90)

Made 15 or more field goals in a game:

16, Raymond Brown vs. Florida (3-2-85)

Attempted 20 field goals in a game:

20, Ravern Johnson vs. St. Mary's (12-29-10)

Attempted 21 or more field goals in a game:

21, Dee Bost vs. Kentucky (2-16-10)

Attempted 23 or more field goals in a game:

23, Arnett Moultrie vs. UMass (3-13-12)

Attempted 25 field goals in a game:

25, Chuck Evans at Alabama (3-6-93)

Attempted 26 field goals in a game:

26, Tony Watts at Ole Miss (2-22-92)

Attempted 27 or more field goals in a game:

28, Jeff Malone vs. Vanderbilt (1-8-83)

Made six 3-pointers in a game:

6, Dee Bost vs. Old Dominion (11-28-09)

Made seven 3-pointers in a game:

7, Dee Bost vs. Troy (12-10-11)

Made eight or more 3-pointers in a game:

8, Winsome Frazier vs. UMKC (11-23-04)

Attempted 11 3-pointers in a game:

11, Dee Bost vs. Detroit (12-17-11)

Attempted 12 3-pointers in a game:

12, Ravern Johnson vs. ETSU (12-11-10)

Attempted 13 or more 3-pointers in a game:

13, Dee Bost vs. Troy (12-10-11)

Attempted 16 or more 3-pointers in a game:

17, Darryl Wilson vs. Alabama (3-4-95)

Made 14 or more free throws in a game:

14, Charles Rhodes vs. Oregon (3-21-08)

Made 15 or more free throws in a game:

18, Rich Knarr vs. Auburn (2-19-73)

Attempted 17 free throws in a game:

17, Jarvis Varnado at Houston (12-19-09)

Attempted 18 free throws in a game:

18, Charles Rhodes vs. Oregon (3-21-08)

Attempted 19 free throws in a game:

19, Carl Nichols vs. SE La. (12-1-88)

Had 16 rebounds in a game:

16, Gavin Ware vs. Maryland ES (1-2-14)

Had 17 rebounds in a game:

17, Jarvis Varnado at San Diego (12-31-09)

Had 18 or more rebounds in a game:

21, Wesley Morgan vs. SE La. (11-28-05)

Had 22 or more rebounds in a game:

23, Rickey Brown vs. Vanderbilt (12-6-79)

Had 24 or more rebounds in a game:

24, Wiley Peck vs. Alabama (1-27-79)

Had 10 or more offensive rebounds in a game:

11, Arnett Moultrie vs. Northwestern State (12-22-11)

Had 10 or more defensive rebounds in a game:

11, Gavin Ware vs. Maryland ES (1-2-14)

Had 13 or more defensive rebounds in a game:

13, Colin Borchert (3-9-13)

Had 15 or more defensive rebounds in a game:

15, Jarvis Varnado at San Diego (12-31-09)

Had 10 assists in a game:

10, Dee Bost vs. LSU (1-25-11)

Had 11 assists in a game:

11, Dee Bost vs. Vanderbilt (3-11-11)

Had 13 assists in a game:

13, Dee Bost vs. Ole Miss (2-9-12)

Had 14 assists in a game:

14, Gary Ervin vs. Florida A&M (12-20-04)

Had 15 or more assists in a game:

16, Chuck Evans at UMKC (2-23-93)

Had 10 or more turnovers in a game:

10, Charles Rhodes vs. Nicholls (11-11-06)

Had five or more blocks in a game:

5, Gavin Ware at Loyola (12-15-12)

Had seven blocks in a game:

7, Jarvis Varnado at LSU (2-20-10)

Had eight blocks in a game:

8, Jarvis Varnado vs. Alabama (2-24-10)

Had nine blocks in a game:

9, Jarvis Varnado at Vanderbilt (2-3-10)

Had 10 blocks in a game:

10, Jarvis Varnado vs. Arkansas (1-14-10)

Had 10+ blocks in two consecutive games:

Jarvis Varnado (10 vs. Georgia & 10 vs. Kentucky, 2007-08)

Had five steals in a game:

5, I.J. Ready vs. Florida Gulf Coast (12-19-13)

Had six or more steals in a game:

7, Fred Thomas vs. Florida (1-26-13)

LAST TIME AN MSU TEAM...

Scored 100 or more points:

106 vs. Troy (12-10-11)

Scored 100 or more points in an SEC game:

105 vs. Auburn (3-2-04)

Allowed 100 or more points in an SEC game:

115 at Arkansas (2-20-93)

Allowed 100 or more points in non-SEC play:

101 vs. UMass (3-13-12)

Was held to 52 points or less:

51 at Loyola (12-15-12)

Was held to 50 points:

50 vs. Alabama (2-25-12)

Was held to 49 points or less:

49 vs. Texas A&M (1-30-13)

Was held to 45 points or less:

43 vs. Alabama (1-16-13)

Was held to 40 points or less:

36 vs. Missouri (2-13-13)

Was held to 35 points or less:

31 vs. Vanderbilt (2-23-13)

Held opponent to 59 points or less:

59 vs. South Carolina - SECT (3-13-13)

Held opponent to 56 points or less:

56 vs. Jackson State (11-27-13)

Held opponent to 55 points or less:

53 vs. Florida Gulf Coast (12-19-13)

Held opponent to 50 points or less:

46 vs. New Orleans (1-3-13)

Held opponent to 45 points or less:

45 vs. MVSU (12-28-09)

Held opponent to 42 points or less:

42 vs. Texas-San Antonio (12-4-12)

Held opponent to 39 points or less:

39 at LSU (1-9-08)

Shot 50 percent or better from the field:

.543 [25-46] vs. SE Louisiana (12-13-13)

Shot 55 percent or better from the field:

.565 [35-62] vs. New Orleans (1-3-13)

Shot 60 percent or better from the field:

.604 [29-48] vs. Auburn (2-4-12)

Shot 65 percent or better from the field:

.660 [35-53] vs. Western Kentucky (1-5-09)

Was held to less than 35 percent from the field:

.345 [20-58] vs. Tennessee-SECT (3-14-13)

Was held to less than 30 percent from the field:

.283 [17-60] vs. North Carolina (11-19-12)

Was held to less than 25 percent from the field:

.175 [7-40] vs. Vanderbilt (2-23-13)

Held opp. to 35 percent or less from the field:

.343 [25-73] vs. Florida A&M (12-17-13)

Held opp. to 30 percent or less from the field:

.273 [15-55] vs. Texas-San Antonio (12-4-12)

Opponent shot 50 percent or better:

.519 [28-54], Utah State (11-23-13)

Made 35 or more field goals:

35 vs. Mississippi Valley State (11-19-13)

Made 40 or more field goals:

40 vs. Troy (12-10-11)

Attempted 70 or more shots from the field:

71 vs. Troy (12-10-11)

Attempted 80 or more shots from the field:

80 at Alabama (2-21-09)

Attempted just 40 shots from the field:

40 vs. Vanderbilt (2-23-13)

Attempted 39 or fewer shots from the field:

39 vs. Vanderbilt (2-12-05)

Made 10 or more 3-pointers:

11 vs. New Orleans (1-3-13)

Made 12 3-pointers:

12 vs. Auburn (2-4-12)

Made 15 3-pointers:

15 vs. North Carolina A&T (12-12-10)

Made 16 3-pointers:

16 vs. Troy (12-10-11)

Did not make a 3-pointer:

[0-10] vs. South Carolina (1-9-13)

Made just one 3-pointer:

vs. UNLV (12-23-13)

Made just two 3-pointers:

vs. Vanderbilt (2-23-13)

Attempted 10 3-pointers or less:

8 vs. SE Louisiana (12-13-13)

Attempted six 3-pointers or less:

6 at Ole Miss (1-29-03)

Attempted 25 3-pointers:

25 vs. Ole Miss (2-9-12)

Attempted 26 3-pointers:

26 vs. South Carolina (3-5-11)

Attempted 27 or more 3-pointers:

29 vs. Ole Miss (1-18-12)

Attempted 30 or more 3-pointers:

31 vs. Troy (12-10-11)

Attempted 35 or more 3-pointers:

35 vs. Kentucky (2-16-10)

Made 31 or more free throws:

33 vs. Florida A&M (12-17-13)

Made 40 or more free throws:

41 vs. LSU (2-11-09)

Made 50 or more free throws:

52 vs. LSU (2-11-09)

Made fewer than five free throws:

4 at Alabama (1-19-08)

Made fewer than four free throws:

3 vs. Baylor (12-28-11)

Made only 1 free throw:

1 at Kentucky (1-13-07)

Attempted 30 or more free throws:

33 vs. Alcorn State (11-27-12)

THE LAST TIME (CONTINUED) . . .

Attempted 35 or more free throws: 37 vs. Ole Miss (3-2-13)	Had Fewer Than 5 Assists: 4, Vanderbilt (2-23-13)	Had 12 blocked shots: 12 vs. Troy (11-26-10)
Attempted 40 or more free throws: 41 vs. Charlotte (11-29-06)	Had 20 or more turnovers: 20 vs. South Carolina (3-6-13)	Had 13 blocked shots: 13 vs. Arkansas (1-14-10)
Attempted 45 or more free throws: 45 vs. Florida A&M (12-17-13)	Had 21 or more turnovers: 21 vs. Prairie View (118-13)	Had 14 blocked shots: 14 vs. Texas-Pan American (11-24-09)
Attempted fewer than 10 free throws: 8, vs. Alabama (1-16-13)	Had 22 or more turnovers: 23 vs. Alabama (2-20-13)	Had 16 blocked shots: 16 vs. Georgia (1-12-08)
Had 50 or more rebounds: 51 vs. Prairie View (11-8-13)	Had 25 turnovers: 25 vs. UT Martin (11-17-07)	Had 10 steals: 10 vs. South Florida (12-22-13)
Had 55 or more rebounds: 58 vs. Troy (12-10-05)	Had 29 or more turnovers: 29 at Arkansas (1-23-13)	Had 11 steals: 11 vs. Tennessee-SECT (3-14-13)
Had 59 or more rebounds: 59 at Houston (12-19-09)	Had 30 or more turnovers: 31 at Kentucky (1-7-97)	Had 12 steals: 12 vs. Florida A&M (12-17-13)
Had fewer than 25 rebounds: 23 vs. Utah State (11-23-13)	Had 34 or more turnovers: 34 at Evansville (12-17-75)	Had 13 or more steals: 14 vs. South Carolina (1-9-13)
Had 20 or fewer rebounds: 20 vs. Florida (1-26-13)	Had fewer than 10 turnovers: 9 vs. Loyola (12-1-13)	Had 15 or more steals: 15 vs. Florida Gulf Coast (12-19-13)
Had 20 or more assists: 20 vs. Louisiana-Monroe (11-21-11)	Had five or fewer turnovers: 5 vs. Florida Atlantic (11-30-10)	Had 17 or more steals: 17 vs. Florida Atlantic (11-13-12)
Had 21 or more assists: 21 vs. Auburn (2-4-12)	Forced 25 or more turnovers 26 vs. Kennesaw State (11-14-13)	Had 20 or more steals: 20 vs. Nicholls State (11-17-01)
Had 25 or more assists: 25 vs. St. Bonaventure (12-05-09)	Had 10 blocked shots: 10 vs. Tennessee (1-12-12)	Had 1 steal or less: 1 vs. Vanderbilt (3-11-11)
Had 30 or more assists: 30 vs. Troy (12-10-11)	Had 11 blocked shots: 11 at Alabama (2-21-09)	

CHARTING THE BULLDOGS

Dunks		Scored First Points	
Gavin Ware	15	Craig Sword	4
Craig Sword	8	Colin Borchert	4
Fred Thomas	4	Gavin Ware	2
Roquez Johnson	4	Dre Applewhite	1
Colin Borchert	3	Trivante Bloodman	1
		Fred Thomas	1
		I.J. Ready	1
Charges Drawn		How First Points Were Scored	
Tyson Cunningham	4	3-pointer	3
Craig Sword	4	Jumper	6
Trivante Bloodman	4	Layup	3
Fred Thomas	2	Dunk	
Dre Applewhite	2	Free Throw	2
Colin Borchert	1		
I.J. Ready	1		
Point Distribution (%)		Final Three Minutes From FT Line	
Senior	162 (16.5 percent)	Trivante Bloodman	2-2
Junior	215 (21.9 percent)	Craig Sword	9-12
Sophomore	457 (46.4 percent)	Gavin Ware	2-4
Freshman	150 (15.2 percent)	Fred Thomas	5-8
TOTAL:	984	Roquez Johnson	2-6
		Tyson Cunningham	2-2
First Sub		Applewhite	2-3
Roquez Johnson	10	I.J. Ready	2-2
Fred Thomas	4	Colin Borchert	3-4
Trivante Bloodman	4	Tevin Moore	0-2
Tyson Cunningham	1	TOTAL	29-45 (.644)

1 FRED THOMAS



Sophomore • Guard

6-5 • 206

JACKSON, MS

Jim Hill High School

Things To Note . . .

Did not play against Prairie View due to an NCAA-mandated one-game suspension. ... Responded by scoring a game-high 17 points against Kennesaw State. ... Totaled 11 points vs. JSU. ... Blocked a last-second shot in overtime to preserve a win against Loyola. ... Tied a season-high with three assists against Florida A&M. ... Recorded 10 points and three steals against Florida Gulf Coast. ... Tied a career-high four made 3-pointers against South Florida. ... Started seven games. ... Totaled 10 points vs. UMES to go over 400 for his career.

2013-14 Game-By-Game

Opponent	MIN	FG	Pct.	3FG	Pct.	FT	Pct.	O-D-R	PF	A	TO	B	S	PTS
N8 Prairie View	-DNP-													
N14 Kennesaw State	30	6-14	.429	4-8	.500	1-4	.250	2-1-3	3	3	0	1	3	17
N19 Mississippi Valley State	27	3-9	.333	1-3	.333	1-1	1.000	0-1-1	2	1	3	0	2	8
N23 Utah State	32	1-5	.200	0-2	.000	0-1	.000	0-2-2	2	2	3	2	0	2
N27 Jackson State	33	3-10	.300	1-4	.250	4-5	.800	0-6-6	3	0	2	0	0	11
D1 Loyola	37	3-8	.375	1-4	.250	0-2	.000	0-3-3	3	0	3	1	0	7
D5 TCU	24	0-4	.000	0-3	.000	1-2	.500	0-3-3	2	2	2	2	1	1
D13 Southeastern Louisiana	25	3-10	.300	0-1	.000	2-2	1.000	0-6-6	1	0	2	1	2	8
D17 Florida A&M	26	2-11	.182	0-6	.000	1-2	.500	1-5-6	1	3	1	1	1	5
D19 Florida Gulf Coast	31	3-9	.333	3-8	.375	1-2	.500	1-2-3	1	0	1	0	3	10
D22 South Florida	28	4-8	.500	4-7	.571	2-2	1.000	0-2-2	0	2	0	0	1	14
D23 UNLV	29	3-9	.333	0-4	.000	0-0	.000	0-4-4	1	1	0	0	2	6
J2 Maryland Eastern Shore	35	4-10	.400	2-5	.400	0-0	.000	0-3-3	2	2	2	2	1	10
J8 Kentucky	29	1-8	.125	1-4	.250	0-0	.000	0-1-1	2	2	2	0	0	3
J11 Ole Miss														
J15 Alabama														
J18 Texas A&M														
J22 Auburn														
J25 Ole Miss														
J30 Florida														
F1 Vanderbilt														
F5 Texas A&M														
F8 Kentucky														
F12 Georgia														
F15 Auburn														
F19 LSU														
F22 Arkansas														
F26 Tennessee														
M1 Missouri														
M5 Georgia														
M8 South Carolina														
M13 SECT														

Season & MSU Highs

Points

Season: 17, Kennesaw State (11-14-13)
 Career: 21, South Carolina (3-13-13)

Field Goals Made

Season: 6, Kennesaw State (11-14-13)
 Career: 6, six times,
 last vs. Kennesaw State (11-14-13)

Field Goals Attempted

Season: 14, Kennesaw State (11-14-13)
 Career: 15, Marquette (11-20-12)

3-Point FG Made

Season: 4, twice,
 last vs. South Florida (12-22-13)
 Career: 4, four times,
 last vs. South Florida (12-22-13)

3-Point FG Attempted

Season: 8, twice,
 last vs. Florida Gulf Coast (12-19-13)
 Career: 10, twice,
 last vs. Providence (12-1-12)

Free Throws Made

Season: 4, Jackson State (11-27-13)
 Career: 8, Florida (1-26-13)

Free Throws Attempted

Season: 5, Jackson State (11-27-13)
 Career: 9, Florida (1-26-13)

Rebounds

Season: 6, three times,
 last vs. Florida A&M (12-17-13)
 Career: 7, Central Arkansas (12-22-12)

Assists

Season: 3, twice,
 last vs. Florida A&M (12-17-13)
 Career: 4, twice,
 last vs. South Carolina (3-6-13)

Blocks

Season: 2, three times,
 last vs. Maryland ES (1-2-14)
 Career: 3, three times,
 last vs. South Carolina (3-13-13)

Steals

Season: 3, twice,
 last vs. Florida Gulf Coast (12-19-13)
 Career: 7, Florida (1-26-13)

Minutes

Season: 37, Loyola (12-1-13)
 Career: 37, twice,
 last vs. Loyola (12-1-13)

CAREER STATS FOR FRED THOMAS

Year	GP-GS	Min/Avg	FG-FGA	Pct	3FM-3GA	Pct	FT-FTA	Pct	Rebs	PF-D	Asst	TO	Blk	Stl	Pts/Avg
2012-13	32-19	917/28.7	103-314	.328	41-172	.238	62-78	.795	112-3.5	45-1	43	49	27	56	309/9.7
2013-14	13-8	386/29.7	36-115	.313	17-59	.288	13-23	.565	43-3.3	23-0	18	21	10	16	102/7.8
TOTAL	45-27	1303/29.0	139-429	.324	58-231	.251	75-101	.743	155-3.4	68-1	61	70	37	72	411/9.1

3 COLIN BORCHERT



Senior • Forward

6-8 • 231

Phoenix, AZ

East Mississippi CC

Things To Note . . .

Scored 7 points against Prairie View. ... Tallied 15 points, 4 rebounds, and 2 blocks against Kennesaw State. ... Added 14 points Mississippi Valley State. ... Played but did not start vs. SE Louisiana and finished with season-high 7 rebounds. ... Scored 10 points while grabbing six rebounds and blocking three shots vs. Florida A&M. ... In Las Vegas score 11 and 12 points against South Florida and UNLV, respectively. ... Had career highs in points (22) and assists (5) vs. UMES, while also collecting 200th-career rebound.

2013-14 Game-By-Game

Opponent	MIN	FG	Pct.	3FG	Pct.	FT	Pct.	O-D-R	PF	A	TO	B	S	PTS
N8 Prairie View	24	2-5	.400	1-3	.333	2-2	1.000	2-2-4	3	0	0	1	1	7
N14 Kennesaw State	29	5-13	.385	3-7	.429	2-2	1.000	1-3-4	4	1	2	2	1	15
N19 Mississippi Valley State	31	6-13	.462	2-5	.400	0-0	.000	1-3-4	2	4	1	2	1	14
N23 Utah State	23	6-12	.500	3-7	.429	0-0	.000	0-1-1	3	1	2	0	0	15
N27 Jackson State	30	3-6	.500	0-2	.000	0-0	.000	1-4-5	4	0	2	2	1	6
D1 Loyola	32	2-8	.250	1-6	.167	1-2	.500	0-0-0	5	3	2	0	1	6
D5 TCU	15	1-4	.250	0-3	.000	0-0	.000	0-2-2	4	2	1	1	1	2
D13 Southeastern Louisiana	27	2-5	.400	1-4	.250	4-4	1.000	0-7-7	3	0	6	2	0	9
D17 Florida A&M	29	3-7	.429	2-4	.500	2-2	1.000	0-6-6	1	1	1	3	2	10
D19 Florida Gulf Coast	29	1-7	.143	0-3	.000	0-0	.000	1-4-5	3	1	4	0	2	2
D22 South Florida	27	2-7	.286	1-5	.200	6-8	.750	1-4-5	3	1	2	1	0	11
D23 UNLV	29	6-12	.500	0-4	.000	0-0	.000	3-3-6	1	1	3	2	2	12
J2 Maryland Eastern Shore	29	7-12	.583	2-4	.500	6-6	1.000	2-3-5	0	5	2	1	2	22
J8 Kentucky	20	2-7	.286	2-5	.400	2-2	1.000	0-3-3	5	1	0	0	0	8
J11 Ole Miss														
J15 Alabama														
J18 Texas A&M														
J22 Auburn														
J25 Ole Miss														
J30 Florida														
F1 Vanderbilt														
F5 Texas A&M														
F8 Kentucky														
F12 Georgia														
F15 Auburn														
F19 LSU														
F22 Arkansas														
F26 Tennessee														
M1 Missouri														
M5 Georgia														
M8 South Carolina														
M13 SECT														

Season & MSU Highs

Points

Season: 22, Maryland ES (1-2-14)
 Career: 22, Maryland ES (1-2-14)

Field Goals Made

Season: 7, Maryland ES (1-2-14)
 Career: 8, New Orleans (1-3-13)

Field Goals Attempted

Season: 13, twice,
 last vs. MVSU (11-19-13)
 Career: 16, Tennessee (3-14-13)

3-Point FG Made

Season: 3, twice,
 last vs. Utah State (11-23-13)
 Career: 4, Auburn (3-9-13)

3-Point FG Attempted

Season: 7, twice,
 last vs. Utah State (11-23-13)
 Career: 7, four times,
 last vs. Utah State (11-23-13)

Free Throws Made

Season: 6, twice,
 last vs. Maryland ES (1-2-14)
 Career: 6, twice,
 last vs. Maryland ES (1-2-14)

Free Throws Attempted

Season: 8, South Florida (12-22-13)
 Career: 8, twice,
 last vs. South Florida (12-22-13)

Rebounds

Season: 7, SE Louisiana (12-13-13)
 Career: 13, Auburn (3-9-13)

Assists

Season: 5, MD Eastern Shore (1-2-14)
 Career: 5, MD Eastern Shore (1-2-14)

Blocks

Season: 3, Florida A&M (12-17-13)
 Career: 4, South Carolina (1-9-13)

Steals

Season: 2, four times,
 last vs. Maryland ES (1-2-14)
 Career: 5, New Orleans (1-3-13)

Minutes

Season: 32, Loyola (12-1-13)
 Career: 36, Auburn (3-9-13)

CAREER STATS For COLIN BORCHERT

Year	GP-GS	Min/Avg	FG-FGA	Pct	3FM-3GA	Pct	FT-FTA	Pct	Rebs	PF-D	Asst	TO	Blk	Stl	Pts/Avg
2012-13	29-24	783/27.0	100-242	.413	33-98	.337	27-41	.659	146-5.0	83-4	37	66	36	33	260/9.0
2013-14	14-13	374/26.7	48-118	.407	18-62	.290	25-28	.893	57-4.1	41-2	21	28	17	14	139/9.9
TOTAL	43-37	1157/26.9	148-360	.411	51-160	.319	52-69	.754	203-4.7	124-6	58	94	53	47	399/9.3

4 TRIVANTE BLOODMAN



Junior • Guard



Olney Central College

Things To Note . . .

Tallied seven points and six rebounds in 26 minutes against Prairie View. ... Scored 11 points and grabbed two steals in 16 minutes against Kennesaw State. ... Earned his first start of the season against Mississippi Valley State, tallying a game-high five assists and a career-high four steals. ... Notched a season-high six assists against Utah State. ... Made a career-high eight free throws against Florida A&M and finished with 10 points. ... Tied his career-high with 13 points at Kentucky on 5-6 shooting.

2013-14 Game-By-Game

Opponent	MIN	FG	Pct.	3FG	Pct.	FT	Pct.	O-D-R	PF	A	TO	B	S	PTS
N8 Prairie View	26	3-7	.429	0-0	.000	1-2	.500	2-4-6	4	2	0	0	0	7
N14 Kennesaw State	16	2-3	.667	0-0	.000	7-9	.778	1-2-3	2	0	1	0	2	11
N19 Mississippi Valley State	27	4-5	.800	0-0	.000	0-0	.000	1-1-2	1	5	1	0	4	8
N23 Utah State	19	1-4	.250	0-2	.000	0-0	.000	0-0-0	4	6	2	0	1	2
N27 Jackson State	31	2-4	.500	1-2	.500	1-2	.500	0-1-1	1	2	1	0	2	6
D1 Loyola	39	1-2	.500	0-0	.000	0-0	.000	0-1-1	2	2	0	0	1	2
D5 TCU	25	1-4	.250	0-1	.000	0-0	.000	0-1-1	3	2	0	0	1	2
D13 Southeastern Louisiana	22	1-1	1.000	0-0	.000	2-5	.400	2-2-4	0	2	0	0	0	4
D17 Florida A&M	21	1-3	.333	0-0	.000	8-9	.889	1-2-3	1	1	3	0	0	10
D19 Florida Gulf Coast	16	2-3	.667	0-0	.000	1-1	1.000	0-0-0	1	1	1	0	1	5
D22 South Florida	14	1-1	1.000	0-0	.000	0-0	.000	0-1-1	0	0	1	0	2	2
D23 UNLV	15	3-4	.750	0-0	.000	0-0	.000	1-2-3	3	0	2	0	1	6
J2 Maryland Eastern Shore	13	0-1	.000	0-0	.000	3-4	.750	1-0-1	1	1	1	1	0	3
J8 Kentucky	25	5-6	.833	0-0	.000	3-4	.750	0-1-1	2	2	0	0	1	13
J11 Ole Miss														
J15 Alabama														
J18 Texas A&M														
J22 Auburn														
J25 Ole Miss														
J30 Florida														
F1 Vanderbilt														
F5 Texas A&M														
F8 Kentucky														
F12 Georgia														
F15 Auburn														
F19 LSU														
F22 Arkansas														
F26 Tennessee														
M1 Missouri														
M5 Georgia														
M8 South Carolina														
M13 SECT														

Season & MSU Highs

Points

Season: 13, Kentucky (1-8-14)
 Career: 13, twice,
 last vs. Kentucky (1-8-14)

Field Goals Made

Season: 5, Kentucky (1-8-14)
 Career: 5, Kentucky (1-8-14)

Field Goals Attempted

Season: 7, Prairie View (11-8-13)
 Career: 8, three times,
 last vs. Tennessee (3-14-13)

3-Point FG Made

Season: 1, Jackson State (11-27-13)
 Career: 2, Texas (11-21-12)

3-Point FG Attempted

Season: 2, twice,
 last vs. Jackson State (11-27-13)
 Career: 3, four times,
 last vs. Tennessee (3-14-13)

Free Throws Made

Season: 8, Florida A&M (12-17-13)
 Career: 8, Florida A&M (12-17-13)

Free Throws Attempted

Season: 9, twice,
 last vs. Florida A&M (12-7-13)
 Career: 9, twice,
 last vs. Florida A&M (12-7-13)

Rebounds

Season: 6, Prairie View (11-8-13)
 Career: 8, Providence (21-1-12)

Assists

Season: 6, Utah State (11-23-13)
 Career: 7, Florida Atlantic (11-13-12)

Blocks

Season:
 Career: 1, Georgia (1-12-13)

Steals

Season: 4, MVSU (11-19-13)
 Career: 4, MVSU (11-19-13)

Minutes

Season: 39, Loyola (12-1-13)
 Career: 39, twice,
 last vs. Loyola (12-1-13)

CAREER STATS FOR TRIVANTE BLOODMAN

Year	GP-GS	Min/Avg	FG-FGA	Pct	3FM-3GA	Pct	FT-FTA	Pct	Rebs	PF-D	Ast	TO	Blk	Stl	Pts/Avg
2012-13	32-32	931/29.1	51-145	.352	12-43	.279	82-113	.726	104-3.3	82-2	75	88	1	37	196/6.1
2013-14	14-5	309/22.1	27-48	.563	1-5	.200	26-36	.722	27-1.9	25-0	26	13	0	17	81/5.8
TOTALS	46-37	1240/27.0	78-193	.404	13-48	.271	108-149	.725	131-2.8	107-2	101	101	1	54	277/6.0

11 JACOBY DAVIS



Freshman • Guard

6-1 • 191

Charlotte, N.C.

West Charlotte HS

Things To Note . . .

Saw first career action against Kennesaw State after missing all of last year the first game this season with a knee injury. ... Scored first career points vs. Mississippi Valley State on a 3-pointer and finished with 6. ... Logged a career-high 21 minutes against Utah State, scoring five points. ... Also had 6 points vs. JSU. ... Recorded a career-best 2 assists against Loyola. ... Did not play against SE Louisiana. ... Swiped two steals vs. Florida A&M. ... Had 1 steal against UNLV in 3 minutes of action. ... Logged 9 minutes vs. UMES and finished with 3 points. ... Logged 14 minutes in first SEC game at Kentucky.

2013-14 Game-By-Game

Opponent	MIN	FG	Pct.	3FG	Pct.	FT	Pct.	O-D-R	PF	A	TO	B	S	PTS
N8 Prairie View	-DNP-													
N14 Kennesaw State	2	0-1	.000	0-1	.000	0-0	.000	0-0-0	0	1	0	0	0	0
N19 Mississippi Valley State	13	2-3	.667	2-3	.667	0-1	.000	1-1-2	1	0	0	0	1	6
N23 Utah State	21	1-6	.167	1-4	.250	2-2	1.000	0-0-0	2	0	0	0	0	5
N27 Jackson State	9	2-3	.333	2-3	.667	0-0	.000	1-1-2	1	0	0	0	0	6
D1 Loyola	6	0-1	.000	0-1	.000	0-0	.000	0-0-0	0	2	0	0	0	0
D5 TCU	3	0-1	.000	0-1	.000	0-0	.000	0-0-0	0	0	0	0	0	0
D13 Southeastern Louisiana	-DNP-													
D17 Florida A&M	5	0-1	.000	0-1	.000	0-0	.000	0-0-0	0	0	0	0	2	0
D19 Florida Gulf Coast	-DNP-													
D22 South Florida	-DNP-													
D23 UNLV	3	0-0	.000	0-0	.000	0-0	.000	0-0-0	0	0	0	0	1	0
J2 Maryland Eastern Shore	9	1-3	.333	1-3	.333	0-0	.000	0-1-1	2	1	0	0	0	3
J8 Kentucky	13	2-4	.500	0-2	.000	0-0	.000	0-1-1	2	3	0	0	0	4
J11 Ole Miss														
J15 Alabama														
J18 Texas A&M														
J22 Auburn														
J25 Ole Miss														
J30 Florida														
F1 Vanderbilt														
F5 Texas A&M														
F8 Kentucky														
F12 Georgia														
F15 Auburn														
F19 LSU														
F22 Arkansas														
F26 Tennessee														
M1 Missouri														
M5 Georgia														
M8 South Carolina														
M13 SECT														

Season & MSU Highs

Points

Season: 6, twice,
last vs. Jackson State (11-27-13)

Field Goals Made

Season: 2, three times,
last vs. Kentucky (1-8-14)

Field Goals Attempted

Season: 6, Utah State (11-23-13)

3-Point FG Made

Season: 2, twice,
last vs. Jackson State (11-27-13)

3-Point FG Attempted

Season: 4, Utah State (11-23-13)

Free Throws Made

Season: 2, Utah State (11-23-13)

Free Throws Attempted

Season: 2, Utah State (11-23-13)

Rebounds

Season: 2, twice,
last vs. Jackson State (11-27-13)

Assists

Season: 3, Kentucky (1-8-14)

Blocks

Season:

Steals

Season: 2, Florida A&M (12-17-13)

Minutes

Season: 21, Utah State (11-23-13)

CAREER STATS FOR JACOBY DAVIS

Year	GP-GS	Min/Avg	FG-FGA	Pct	3FM-3GA	Pct	FT-FTA	Pct	Rebs	PF-D	Ast	TO	Blk	Stl	Pts/Avg
2013-14	10-0	85/7.9	8-23	.348	6-19	.316	2-3	.667	6-0.6	8-0	7	0	0	4	24/2.4

13 TEVIN MOORE



Junior • Guard

6-3 • 185

Olive Branch, MS

Northwest CC

Things To Note . . .

A walk-on who has appeared in four games, including the SEC opener at Kentucky. ... First action came against Florida A&M, where he scored 2 points. ... Had three points vs. UNLV.

2013-14 Game-By-Game

Opponent	MIN	FG	Pct.	3FG	Pct.	FT	Pct.	O-D-R	PF	A	TO	B	S	PTS
N8 Prairie View	-DNP-													
N14 Kennesaw State	-DNP-													
N19 Mississippi Valley State	-DNP-													
N23 Utah State	-DNP-													
N27 Jackson State	-DNP-													
D1 Loyola	-DNP-													
D5 TCU	-DNP-													
D13 Southeastern Louisiana	-DNP-													
D17 Florida A&M	2	1-2	.500	0-0	.000	0-2	.000	1-0-1	0	0	0	0	0	2
D19 Florida Gulf Coast	1	0-0	.000	0-0	.000	0-0	.000	0-0-0	0	0	0	0	0	0
D22 South Florida	-DNP-													
D23 UNLV	3	1-1	1.000	0-0	.000	1-1	.000	0-0-0	0	0	0	0	0	0
J2 Maryland Eastern Shore	-DNP-													
J8 Kentucky	3	0-0	.000	0-0	.000	0-0	.000	0-0-0	0	0	0	0	0	0
J11 Ole Miss														
J15 Alabama														
J18 Texas A&M														
J22 Auburn														
J25 Ole Miss														
J30 Florida														
F1 Vanderbilt														
F5 Texas A&M														
F8 Kentucky														
F12 Georgia														
F15 Auburn														
F19 LSU														
F22 Arkansas														
F26 Tennessee														
M1 Missouri														
M5 Georgia														
M8 South Carolina														
M13 SECT														

Season & MSU Highs

Points

Season: 3, UNLV (12-23-13)

Field Goals Made

Season: 1, twice,
last vs. UNLV (12-23-13)

Field Goals Attempted

Season: 2, Florida A&M (12-17-13)

3-Point FG Made

Season:

3-Point FG Attempted

Season:

Free Throws Made

Season: 1, UNLV (12-23-13)

Free Throws Attempted

Season: 2, Florida A&M (12-17-13)

Rebounds

Season: 1, Florida A&M (12-17-13)

Assists

Season:

Blocks

Season:

Steals

Season:

Minutes

Season: 3, UNLV (12-23-13)

CAREER STATS For TEVIN MOORE

Year	GP-GS	Min/Avg	FG-FGA	Pct	3FM-3GA	Pct	FT-FTA	Pct	Rebs	PF-D	Asst	TO	Blk	Stl	Pts/Avg
2013-14	4-0	9/2.3	2-3	.667	0-0	.000	1-3	.333	1-0.3	0-0	0	0	0	00	5/1.3

15 I.J. READY



Freshman • Guard

5-11 • 170

Little Rock, AR

Parkview Magnet HS

Things To Note . . .

Started first-career game against Prairie View, registering 14 points to go along with his three steals and two assists. ... Recorded a team-high six assists against Kennesaw State. ... Missed four games after suffering a hamstring injury against Kennesaw State. ... Returned from injury against TCU and netted nine points. ... Returned to starting lineup against SE Louisiana. ... Recorded 12 points and a career-high five steals vs. Florida Gulf Coast. ... Totaled 8 points and 7 assists vs. South Florida. ... Has made all six of his FT attempts. ... Had career-high 4 rebounds vs. UMES.

2013-14 Game-By-Game

Opponent	MIN	FG	Pct.	3FG	Pct.	FT	Pct.	O-D-R	PF	A	TO	B	S	PTS
N8 Prairie View	30	6-10	.600	2-3	.667	0-0	.000	1-2-3	1	2	3	0	3	14
N14 Kennesaw State	24	0-2	.000	0-2	.000	0-0	.000	1-1-2	0	6	1	0	3	0
N19 Mississippi Valley State	-DNP-													
N23 Utah State	-DNP-													
N27 Jackson State	-DNP-													
D1 Loyola	-DNP-													
D5 TCU	23	3-8	.375	3-7	.429	0-0	.000	0-0-0	1	0	1	0	0	9
D13 Southeastern Louisiana	25	1-5	.200	0-1	.000	0-0	.000	0-2-2	3	4	3	0	1	2
D17 Florida A&M	23	3-7	.429	2-4	.500	0-0	.000	1-1-2	1	4	1	0	1	8
D19 Florida Gulf Coast	28	3-5	.600	2-2	1.000	4-4	1.000	0-0-0	0	2	2	0	5	12
D22 South Florida	28	3-7	.429	0-0	.000	2-2	1.000	0-0-0	2	7	2	0	0	8
D23 UNLV	24	0-4	.000	0-0	.000	0-0	.000	0-0-0	0	1	1	0	0	0
J2 Maryland-Eastern Shore	27	3-7	.429	1-1	1.000	0-0	.999	1-3-4	0	6	0	0	0	7
J8 Kentucky	18	0-1	.000	0-0	.000	0-0	.000	0-0-0	0	2	3	0	1	0
J11 Ole Miss														
J15 Alabama														
J18 Texas A&M														
J22 Auburn														
J25 Ole Miss														
J30 Florida														
F1 Vanderbilt														
F5 Texas A&M														
F8 Kentucky														
F12 Georgia														
F15 Auburn														
F19 LSU														
F22 Arkansas														
F26 Tennessee														
M1 Missouri														
M5 Georgia														
M8 South Carolina														
M13 SECT														

Season & MSU Highs

Points

Season: 14, Prairie View (11-8-13)

Field Goals Made

Season: 6, Prairie View (11-8-13)

Field Goals Attempted

Season: 10, Prairie View (11-8-13)

3-Point FG Made

Season: 3, TCU (12-5-13)

3-Point FG Attempted

Season: 7, TCU (12-5-13)

Free Throws Made

Season: 4, Florida Gulf Coast (12-19-13)

Free Throws Attempted

Season: 4, Florida Gulf Coast (12-19-13)

Rebounds

Season: 4, Maryland ES (1-2-14)

Assists

Season: 7, South Florida (12-22-13)

Blocks

Season:

Steals

Season: 5, Florida Gulf Coast (12-19-13)

Minutes

Season: 30, Prairie View (11-8-13)

CAREER STATS FOR I.J. READY

Year	GP-GS	Min/Avg	FG-FGA	Pct	3FM-3GA	Pct	FT-FTA	Pct	Rebs	PF-D	Ast	TO	Blk	Stl	Pts/Avg
2013-14	10-9	250/25.0	22-56	.393	10-20	.500	6-6	1.000	13-1.3	8-0	34	17	0	14	60/6.0

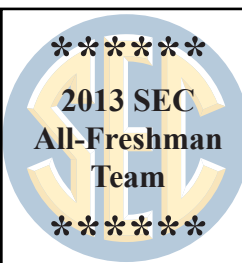
20 **GAVIN WARE**

Sophomore • Forward

6-9 • 268

Starkville, MS

Starkville High School

**Things To Note . . .**

Notched third-career double-double against Prairie View with 15 points and a career-high 15 rebounds. ... Shot a perfect 4-4 from the field against Kennesaw State, scoring nine points and grabbing 10 rebounds. ... Scored a career-high 23 points and had 11 rebounds against Mississippi Valley State. ... Recorded his third double-double of the season with 19 points and 10 rebounds at Utah State. ... Registered nine points against both TCU and SE Louisiana. ... Also added 9 points vs. Florida A&M. ... Tallied 10 points and six rebounds vs. Florida Gulf Coast. ... Had fourth double-double of the year against South Florida and grabbed 300th-career rebound.

2013-14 Game-By-Game

Opponent	MIN	FG	Pct.	3FG	Pct.	FT	Pct.	O-D-R	PF	A	TO	B	S	PTS
N8 Prairie View	31	6-11	.545	0-0	.000	3-5	.600	8-7-15	1	0	4	0	1	15
N14 Kennesaw State	23	4-4	1.000	0-0	.000	1-3	.333	4-6-10	2	0	1	0	3	9
N19 Mississippi Valley State	26	8-11	.727	0-0	.000	7-11	.636	3-8-11	1	0	1	1	0	23
N23 Utah State	33	8-13	.615	0-0	.000	3-4	.750	3-7-10	3	1	1	1	2	19
N27 Jackson State	25	2-5	.400	0-0	.000	0-0	.000	2-5-7	1	0	3	2	0	4
D1 Loyola	16	0-3	.000	0-0	.000	0-2	.000	2-3-5	3	0	1	0	1	0
D5 TCU	24	4-9	.444	0-0	.000	1-1	1.000	1-5-6	4	0	3	0	0	9
D13 Southeastern Louisiana	33	4-6	.667	0-0	.000	1-3	.333	0-6-6	2	1	1	1	0	9
D17 Florida A&M	27	3-8	.375	0-0	.000	3-5	.600	0-5-5	1	0	0	1	2	9
D19 Florida Gulf Coast	18	4-5	.800	0-0	.000	2-3	.667	2-4-6	4	0	2	0	1	10
D22 South Florida	25	4-8	.500	0-0	.000	2-4	.500	3-12-15	2	0	0	0	2	10
D23 TBA	23	4-6	.667	0-0	.000	0-1	.000	1-3-4	5	1	2	0	1	8
J2 Maryland Eastern Shore	31	10-14	.714	0-0	.000	1-1	1.000	5-11-16	0	1	2	0	0	21
J8 Kentucky	24	2-6	.333	0-0	.000	0-0	.000	1-9-10	3	0	2	0	1	4
J11 Ole Miss														
J15 Alabama														
J18 Texas A&M														
J22 Auburn														
J25 Ole Miss														
J30 Florida														
F1 Vanderbilt														
F5 Texas A&M														
F8 Kentucky														
F12 Georgia														
F15 Auburn														
F19 LSU														
F22 Arkansas														
F26 Tennessee														
M1 Missouri														
M5 Georgia														
M8 South Carolina														
M13 SECT														

Season & MSU Highs**Points**

Season: 23, MVSU (11-19-13)
 Career: 23, MVSU (11-19-13)

Field Goals Made

Season: 10, Maryland ES (1-2-14)
 Career: 10, Maryland ES (1-2-14)

Field Goals Attempted

Season: 14, Maryland ES (1-2-14)
 Career: 14, Maryland ES (1-2-14)

3-Point FG Made

Season:
 Career:

3-Point FG Attempted

Season:
 Career:

Free Throws Made

Season: 7, MVSU (11-19-13)
 Career: 7, twice,
 last vs. MVSU (11-19-13)

Free Throws Attempted

Season: 11, MVSU (11-19-13)
 Career: 11, MVSU (11-19-13)

Rebounds

Season: 16, Maryland ES (1-2-14)
 Career: 16, Maryland ES (1-2-14)

Assists

Season: 1, twice,
 last vs. SE Louisiana (12-13-13)
 Career: 2, Arkansas (1-23-13)

Blocks

Season: 2, Jackson State (11-27-13)
 Career: 5, Loyola (12-15-12)

Steals

Season: 3, Kennesaw State (11-14-13)
 Career: 3, Kennesaw State (11-14-13)

Minutes

Season: 33, twice,
 last vs. SE Louisiana (12-13-13)
 Career: 36, Texas A&M (1-30-13)

CAREER STATS FOR GAVIN WARE

Year	GP-GS	Min/Avg	FG-FGA	Pct	3FM-3GA	Pct	FT-FTA	Pct	Rebs	PF-D	Ast	TO	Blk	Stl	Pts/Avg
2012-13	32-27	824/25.8	110-203	.542	0-0	.000	50-89	.562	206-6.4	65-2	9	40	24	15	270/8.4
2013-14	14-14	359/25.6	63-109	.578	0-0	.000	24-43	.558	126-9.0	32-1	4	23	6	14	150/10.7
TOTALS	46-41	1183/25.7	173-312	.554	0-0	.000	74-132	.561	332-7.2	97-3	13	63	30	29	420/9.1

24 TYSON CUNNINGHAM



Senior • Guard

6-3 • 197

Columbus, MS

Columbus High School

Things To Note . . .

Tallied two assists and three steals in the season opening win against Prairie View. ... Scored four points in a season-high 20 minutes against Mississippi Valley State. ... Netted a season-high six points on a pair of three-pointers against Loyola. ... The SE Louisiana game marked the 50th for Cunningham. ... Scored four points vs. Florida A&M. ... Had 5 points vs. UNLV on 2-3 shooting and scored 100th-career point.

2013-14 Game-By-Game

Opponent	MIN	FG	Pct.	3FG	Pct.	FT	Pct.	O-D-R	PF	A	TO	B	S	PTS
N8 Prairie View	19	1-6	.167	0-2	.000	0-0	.000	0-1-1	3	2	0	0	3	2
N14 Kennesaw State	11	0-1	.000	0-1	.000	0-0	.000	0-1-1	1	0	0	0	2	0
N19 Mississippi Valley State	20	2-4	.500	0-1	.000	0-0	.000	1-0-1	3	1	0	0	2	4
N23 Utah State	7	0-0	.000	0-0	.000	0-0	.000	0-0-0	0	0	0	0	0	0
N27 Jackson State	8	0-0	.000	0-0	.000	0-0	.000	0-0-0	0	1	3	0	0	0
D1 Loyola	13	2-3	.667	2-3	.667	0-0	.000	0-0-0	0	1	1	0	1	6
D5 TCU	8	0-2	.000	0-2	.000	0-0	.000	0-0-0	1	0	2	0	1	0
D13 Southeastern Louisiana	4	1-1	1.000	0-0	.000	0-0	.000	0-0-0	0	0	0	0	0	2
D17 Florida A&M	12	1-1	1.000	0-0	.000	2-2	1.000	0-1-1	3	0	1	0	0	4
D19 Florida Gulf Coast	4	0-0	.000	0-0	.000	0-0	.000	0-0-0	0	0	1	0	0	0
D22 South Florida	1	0-0	.000	0-0	.000	0-0	.000	0-0-0	1	0	0	0	0	0
D23 UNLV	6	2-3	.667	1-2	.500	0-0	.000	0-1-1	0	0	0	0	0	5
J2 Maryland Eastern Shore	6	0-2	.000	0-1	.000	0-0	.000	0-0-0	0	0	0	0	0	0
J8 Kentucky	10	0-0	.000	0-0	.000	0-0	.000	0-1-1	0	0	0	0	1	0
J11 Ole Miss														
J15 Alabama														
J18 Texas A&M														
J22 Auburn														
J25 Ole Miss														
J30 Florida														
F1 Vanderbilt														
F5 Texas A&M														
F8 Kentucky														
F12 Georgia														
F15 Auburn														
F19 LSU														
F22 Arkansas														
F26 Tennessee														
M1 Missouri														
M5 Georgia														
M8 South Carolina														
M13 SECT														

Season & MSU Highs

Points

Season: 6, Loyola (12-1-13)
 Career: 10, Central Arkansas (12-22-12)

Field Goals Made

Season: 2, three times,
 last vs. UNLV (12-23-13)
 Career: 3, twice,
 last vs. Arkansas (1-23-13)

Field Goals Attempted

Season: 6, Prairie View (11-8-13)
 Career: 6, twice,
 last vs. Prairie View (11-8-13)

3-Point FG Made

Season: 2, Loyola (12-1-13)
 Career: 3, Arkansas (1-23-13)

3-Point FG Attempted

Season: 3, Loyola (12-1-13)
 Career: 5, Central Arkansas (12-22-12)

Free Throws Made

Season: 2, twice,
 last vs. Florida A&M (12-17-13)
 Career: 2, multiple times,
 last vs. Florida A&M (12-17-13)

Free Throws Attempted

Season: 2, twice,
 last vs. Florida A&M (12-17-13)
 Career: 2, multiple times,
 last vs. Florida A&M (12-17-13)

Rebounds

Season: 1, four,
 last vs. Florida A&M (12-17-13)
 Career: 6, twice,
 last vs. South Carolina (3-6-13)

Assists

Season: 2, Prairie View (11-8-13)
 Career: 3, five times,
 last vs. South Carolina (3-13-13)

Blocks

Season:
 Career: 1, twice,
 last vs. LSU (2-2-13)

Steals

Season: 3, Prairie View (11-8-13)
 Career: 3, twice,
 last vs. Prairie View (11-8-13)

Minutes

Season: 20, MVSU (11-19-13)
 Career: 30, twice,
 last vs. Texas (11-21-12)

CAREER STATS FOR TYSON CUNNINGHAM

Year	GP-GS	Min/Avg	FG-FGA	Pct	3FM-3GA	Pct	FT-FTA	Pct	Rebs	PF-D	Ast	TO	Blk	Stl	Pts/Avg
2011-12	10-0	14/1.4	0-11	.000	0-4	.000	0-0	.000	1-0.1	4-0	0	1	0	1	0/0.0
2012-13	32-4	662/20.7	25-68	.368	19-46	.413	8-13	.615	76-2.4	42-1	43	32	2	22	77/2.4
2013-14	14-0	128/9.1	9-23	.391	3-12	.250	2-2	1.000	6-0.4	12-0	5	7	0	8	23/1.6
TOTALS	56-4	804/14.4	34-102	.333	22-62	.355	10-15	.667	3-1.5	58-1	48	40	2	31	100/1.8

25 ROQUEZ JOHNSON



Junior • Forward

6-7 • 210

Montgomery, AL

G.W. Carver High School

Things To Note . . .

Registered 11 points and seven rebounds in 16 minutes against Prairie View. ... Scored 10 points and grabbed three rebounds against Kennesaw State. ... Recorded his first-career double-double against Loyola with a career-high 20 points and 11 rebounds. ... Added nine points and six rebounds against TCU. ... Drew first start of the season vs. SE Louisiana. ... Recorded 10 points and eight rebounds vs. Florida Gulf Coast. ... 10 points vs. South Florida and had 12 points at Kentucky.

2013-14 Game-By-Game

Opponent	MIN	FG	Pct.	3FG	Pct.	FT	Pct.	O-D-R	PF	A	TO	B	S	PTS
N8 Prairie View	16	5-8	.625	0-0	.000	1-4	.250	3-4-7	3	0	4	0	0	11
N14 Kennesaw State	25	4-6	.667	0-1	.000	2-4	.500	2-1-3	2	0	0	0	0	10
N19 Mississippi Valley State	23	3-11	.273	0-1	.000	6-8	.750	3-2-5	2	2	1	0	0	12
N23 Utah State	12	1-2	.500	0-0	.000	2-3	.667	0-2-2	5	1	2	0	2	4
N27 Jackson State	25	2-3	.667	0-0	.000	7-8	.875	0-2-2	1	0	1	0	0	11
D1 Loyola	37	6-10	.600	0-1	.000	8-12	.667	4-7-11	2	2	1	0	1	20
D5 TCU	34	4-7	.571	0-0	.000	1-4	.250	2-4-6	2	0	2	0	1	9
D13 Southeastern Louisiana	10	3-6	.500	0-0	.000	0-2	.000	2-1-3	0	1	1	0	2	6
D17 Florida A&M	4	0-1	.000	0-0	.000	0-0	.000	0-2-2	0	0	0	0	0	0
D19 Florida Gulf Coast	24	4-9	.444	0-0	.000	2-4	.500	5-3-8	3	1	3	0	0	10
D22 South Florida	27	4-11	.364	0-1	.000	2-4	.500	2-0-2	5	1	1	0	1	10
D23 UNLV	27	1-6	.167	0-1	.000	4-4	1.000	1-2-3	4	1	2	0	0	8
J2 Maryland Eastern Shore	20	3-10	.300	0-0	.000	2-3	.667	6-3-9	0	0	2	0	1	8
J8 Kentucky	33	6-13	.462	0-0	.000	0-2	.000	3-1-4	4	0	3	0	1	12
J11 Ole Miss														
J15 Alabama														
J18 Texas A&M														
J22 Auburn														
J25 Ole Miss														
J30 Florida														
F1 Vanderbilt														
F5 Texas A&M														
F8 Kentucky														
F12 Georgia														
F15 Auburn														
F19 LSU														
F22 Arkansas														
F26 Tennessee														
M1 Missouri														
M5 Georgia														
M8 South Carolina														
M13 SECT														

Season & MSU Highs

Points

Season: 20, Loyola (12-1-13)
 Career: 20, Loyola (12-1-13)

Field Goals Made

Season: 6, twice,
 last vs. Kentucky (1-8-14)
 Career: 7, twice,
 last vs. Texas (11-21-12)

Field Goals Attempted

Season: 13, Kentucky (1-8-14)
 Career: 13, twice,
 last vs. Kentucky (1-8-14)

3-Point FG Made

Season:
 Career: 1, five times,
 last vs. Florida (2-9-13)

3-Point FG Attempted

Season: 1, five times,
 last vs. UNLV (12-23-13)
 Career: 3, North Carolina (11-19-12)

Free Throws Made

Season: 8, Loyola (12-1-13)
 Career: 8, twice,
 last vs. Loyola (12-1-13)

Free Throws Attempted

Season: 12, Loyola (12-1-13)
 Career: 12, Loyola (12-1-13)

Rebounds

Season: 11, Loyola (12-1-13)
 Career: 11, Loyola (12-1-13)

Assists

Season: 2, twice,
 last vs. Loyola (12-1-13)
 Career: 2, three times,
 last vs. Loyola (12-1-13)

Blocks

Season:
 Career: 3, twice,
 last vs. Auburn (3-9-13)

Steals

Season: 2, twice,
 last vs. SE Louisiana (12-13-13)
 Career: 6, Texas (11-21-12)

Minutes

Season: 37, Loyola (12-1-13)
 Career: 37, Loyola (12-1-13)

CAREER STATS FOR ROQUEZ JOHNSON

Year	GP-GS	Min/Avg	FG-FGA	Pct	3FM-3GA	Pct	FT-FTA	Pct	Rebs	PF-D	Ast	TO	Blk	Stl	Pts/Avg
2011-12	13-0	45/3.5	0-3	.000	0-0	.000	1-6	.167	11-0.8	6-0	0	6	3	1	1/0.1
2012-13	28-8	730/26.1	77-181	.425	5-18	.278	87-146	.596	127-4.5	69-2	12	70	15	22	246/8.8
2013-14	14-1	317/22.6	46-103	.447	0-5	.000	37-62	.597	67-4.8	33-2	9	23	0	9	129/9.2
TOTALS	55-9	1092/19.9	123-287	.429	5-23	.217	125-214	.584	205-3.7	108-4	21	99	18	32	376/6.6

32 CRAIG SWORD

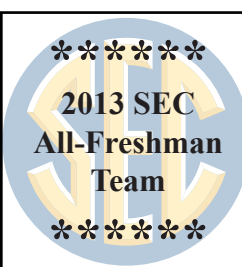


Sophomore • Guard

6-3 • 194

Montgomery, AL

G.W. Carver High School



Things To Note . . .

Started all 13 games this year. ... Tallied 13 points, four assists, and three rebounds against Kennesaw State. ... Recorded 10 points and four rebounds in 13 minutes against Mississippi Valley State. ... Netted 11 points and tallied a season-high five assists against Utah State. ... Scored all 12 points vs. JSU in second half and had what proved to be game-winning shot. ... Netted 24 points in an overtime win against Loyola. ... Scored 24 points and tied a career-high with five steals against TCU and then added 22 points vs. SE Louisiana. ... Recorded 500th point vs. South Florida. ... Streak of scoring in double-digits ended at 11 against UMES, but then had 19 at Kentucky.

2013-14 Game-By-Game

Opponent	MIN	FG	Pct.	3FG	Pct.	FT	Pct.	O-D-R	PF	A	TO	B	S	PTS
N8 Prairie View	29	2-9	.222	0-2	.000	2-4	.500	3-2-5	2	3	6	0	0	6
N14 Kennesaw State	29	6-13	.462	1-2	.500	0-1	.000	1-2-3	3	4	3	1	1	13
N19 Mississippi Valley State	13	5-8	.625	0-1	.000	0-0	.000	1-3-4	3	1	1	0	1	10
N23 Utah State	30	5-11	.455	0-0	.000	1-3	.333	1-3-4	4	5	2	0	2	11
N27 Jackson State	26	5-10	.500	0-1	.000	2-2	1.000	2-3-5	4	2	3	2	1	12
D1 Loyola	35	8-12	.667	0-1	.000	8-10	.800	1-4-5	3	0	1	0	2	24
D5 TCU	30	9-12	.750	0-0	.000	6-11	.545	2-3-5	2	3	4	0	5	24
D13 Southeastern Louisiana	31	9-11	.818	2-2	1.000	2-6	.333	0-3-3	3	3	0	0	3	22
D17 Florida A&M	24	3-6	.500	0-1	.000	10-12	.833	0-3-3	2	3	1	0	1	16
D19 Florida Gulf Coast	35	6-8	.750	0-0	.000	5-11	.455	0-4-4	3	1	3	0	2	17
D22 South Florida	33	5-10	.500	0-1	.000	0-2	.000	1-1-2	2	1	5	0	3	10
D23 UNLV	25	8-13	.615	0-0	.000	2-4	.500	0-1-1	3	3	4	0	1	18
J2 Maryland Eastern Shore	30	1-3	.333	0-1	.000	1-4	.250	0-0-0	2	2	4	0	2	3
J8 Kentucky	24	5-12	.417	0-0	.000	9-10	.900	2-0-2	4	2	5	0	3	19
J11 Ole Miss														
J15 Alabama														
J18 Texas A&M														
J22 Auburn														
J25 Ole Miss														
J30 Florida														
F1 Vanderbilt														
F5 Texas A&M														
F8 Kentucky														
F12 Georgia														
F15 Auburn														
F19 LSU														
F22 Arkansas														
F26 Tennessee														
M1 Missouri														
M5 Georgia														
M8 South Carolina														
M13 SECT														

Season & MSU Highs

Points

Season: 24, twice,
last vs. TCU (12-5-13)
Career: 25, LSU (2-16-13)

Field Goals Made

Season: 9, twice,
last vs. SE Louisiana (12-13-13)
Career: 9, four times,
last vs. SE Louisiana (12-13-13)

Field Goals Attempted

Season: 12, twice,
last vs. TCU (12-5-13)
Career: 17, twice,
last vs. Tennessee (3-14-13)

3-Point FG Made

Season: 2, SE Louisiana (12-13-13)
Career: 2, four times,
last vs. SE Louisiana (12-13-13)

3-Point FG Attempted

Season: 2, twice,
last vs. Kennesaw State (11-14-13)
Career: 7, Providence (12-1-12)

Free Throws Made

Season: 10, Florida A&M (12-17-13)
Career: 10, Florida A&M (12-17-13)

Free Throws Attempted

Season: 12, Florida A&M (12-17-13)
Career: 12, Florida A&M (12-17-13)

Rebounds

Season: 5, four times,
last vs. TCU (12-5-13)
Career: 8, Florida (2-9-13)

Assists

Season: 5, Utah State (11-23-13)
Career: 9, Ole Miss (3-2-13)

Blocks

Season: 2, Jackson State (11-27-13)
Career: 2, five times,
last vs. Jackson State (11-27-13)

Steals

Season: 5, TCU (12-5-13)
Career: 5, three times,
last vs. TCU (12-5-13)

Minutes

Season: 35, twice,
last vs. Florida Gulf Coast (12-19-13)
Career: 37, Auburn (3-9-13)

CAREER STATS FOR CRAIG SWORD

Year	GP-GS	Min/Avg	FG-FGA	Pct	3FM-3GA	Pct	FT-FTA	Pct	Rebs	PF-D	Ast	TO	Blk	Stl	Pts/Avg
2012-13	32-30	854/26.7	120-296	.405	13-67	.194	82-148	.554	92-2.9	92-8	75	127	14	55	335/10.5
2013-14	14-14	394/28.1	77-138	.558	3-12	.250	48-80	.600	46-3.3	40-0	33	42	3	27	205/14.6
TOTALS	46-44	1248/27.1	197-434	.454	16-79	.203	130-228	.570	138-3.0	132-8	108	169	17	82	540/11.7

EXHIBITION 1 — Nov. 3, 2013

Mississippi State 86
Auburn Montgomery 57

Humphrey Coliseum • 3 p.m.
Starkville, MS

Colin Borchert scored 23 points and Gavin Ware posted a double-double as Mississippi State defeated Auburn-Montgomery, 86-57.

MSU scored the game's first five points and never trailed in the contest. The Bulldogs shot 51.7 percent from the floor and used its significant height advantage to post plus-11 rebounding advantage against the Division II Warhawks.

In his MSU point guard debut, I.J. Ready had a solid start. In 22 minutes of play, Ready scored only two points but was credited with four assists and two steals, with only one turnover.

For the contest, the Bulldogs shot better than 50 percent each half and hit 42.9 percent from 3-point range. Borchert led the offensive attack with an 8-for-9 night from the field and a 5-of-6 night from the free throw line.

Ware, a sophomore from Starkville, scored 10 points and collected a game-high 12 rebounds for the double-double.

The Bulldogs used defensive pressure to key a 12-2 run early. A free throw by Ware capped the run and pushed the MSU advantage to 21-10 with 8:49 left in the half. AUM hit a couple of 3-point baskets to fight back within 12.

Leading 33-19, MSU ended the half with an 11-3 run for a 44-22 halftime advantage.

The Bulldogs continued the strong offensive play to start the second half, as the lead was quickly pushed out to 56-24 at the first media timeout of the second half.

MSU held a 42-31 rebounding advantage.

Auburn Montgomery

Player	FG	3FG	FT	RB	PF	PT	A	Min
Wade	f 2-5	0-0	2-2	2	4	6	0	21
Davis	g 1-9	1-2	1-3	1	1	4	1	20
Jones	g 0-4	0-3	1-3	5	2	0	0	20
Jackson	g 2-3	0-1	0-0	2	0	4	3	22
Howard	g 0-2	0-1	0-0	0	1	0	0	3
Murphy	6-13	0-1	0-0	8	1	12	5	31
Person	3-3	0-0	0-0	1	5	6	1	15
Washington	1-3	0-0	2-4	1	3	4	0	15
Harrell	3-6	2-4	0-0	2	4	8	1	22
Carney	3-9	2-7	0-0	0	1	8	0	14
Harris	2-6	0-0	1-2	5	2	5	0	17
TOTALS	23-63	5-19	6-11	31	24	57	11	200

Mississippi State

Player	FG	3FG	FT	RB	PF	PT	A	Min
Borchert	f 8-9	2-2	5-6	6	1	23	0	25
Ware	f 3-7	0-0	4-7	12	3	10	0	23
Thomas	g 3-7	2-5	0-0	3	2	8	0	23
Ready	g 1-3	0-0	0-0	0	0	2	4	22
Sword	g 6-10	0-1	0-0	2	0	12	2	19
Applewhite	3-4	2-3	4-4	4	1	12	3	19
Bloodman	2-6	0-2	3-4	5	3	7	5	23
Prater	0-0	0-0	0-0	0	0	0	0	6
Cunningham	1-4	0-1	2-2	2	1	4	1	18
Johnson	3-8	0-0	2-2	6	2	8	3	22
TOTALS	30-58	6-14	20-25	42	13	86	18	200

Halftime: MSU 44, AUM 22. FG%: MSU 53.6%, AUM 34.6%. 3FG%: MSU 30.0%, AUM 20.0%. FT%: MSU 91.7%, AUM 75.0%. Turnovers: MSU 15 (Ware 4), AUM 20 (Murphy 4). Blocked Shots: MSU 6 (Borchert 3), AUM 1 (Wade 1). Steals: MSU 10 (Ware 3), AUM 6 (Murphy 3). Officials: Ed Corbet, Tony Henderson, Marc Ellard. Attendance: N/A.

GAME 1 — Nov. 8, 2013

Mississippi State 71
Prairie View 56

Humphrey Coliseum • 7 p.m.
Starkville, MS

Mississippi State used a dominating inside game to beat Prairie View, 71-56.

Gavin Ware posted his third career double-double (15 points and 15 rebounds).

In his MSU debut, freshman guard I.J. Ready added 14 points, two assists and three steals in 30 minutes of work.

MSU shot 42.2 percent from the floor but was plagued by 21 turnovers. Despite the tighter restrictions on foul calling, the Bulldogs did well there, only being called for 19 personals.

Leading 62-55, the Bulldogs followed a timeout with three straight defensive turnovers and three baskets on the other end for a game-clinching 7-0 run.

MSU scored the game's first five points and held a sizeable lead throughout the contest. A layup by Johnson capped an 11-2 run and extended the lead to 18-9. Prairie View closed within five at 22-17 only to see more full-court pressure lead to a 7-1 run and a 29-18 lead for the Bulldogs.

That last spurt helped push MSU to a 38-28 lead at the intermission.

MSU extended the lead to 45-29 on an old-fashioned 3-point play by Ware. Still, the Panthers had a couple of strong offensive possessions where they beat the Bulldogs back down the court to stay in the contest.

A 3-point basket by Montrael Scott whittled the lead to 62-55 before the game-decisive run. That run included a layup by Trivante Bloodman, a 3-pointer by Ready and a layup by Colin Borchert.

MSU held a 51-27 rebounding advantage.

Prairie View

Player	FG	3FG	FT	RB	PF	PT	A	Min
Robinson	f 1-6	0-5	0-0	1	1	2	0	28
Chapman	f 2-2	0-0	1-2	3	4	5	0	21
Hagood	f 4-5	0-0	3-4	2	3	11	3	32
Brisco	g 0-6	0-5	0-0	2	1	0	0	21
Scott	g 5-12	1-3	4-6	3	3	15	1	30
Adams	0-0	0-0	0-0	0	0	0	1	7
Munks	3-12	1-6	6-8	4	2	13	1	25
Agho	2-2	0-0	1-1	3	3	5	0	16
Montgomery	2-3	1-1	0-0	5	2	5	0	10
Jenkins	0-0	0-0	0-0	0	3	0	0	6
York	0-2	0-2	0-0	0	0	0	0	4
TOTALS	19-50	3-22	15-21	27	22	56	6	200

Mississippi State

Player	FG	3FG	FT	RB	PF	PT	A	Min
Borchert	f 2-5	1-3	2-2	4	3	7	0	24
Ware	f 6-11	0-0	3-5	15	1	15	0	31
Applewhite	g 2-8	1-2	4-4	9	2	9	4	25
Ready	g 6-10	2-3	0-0	3	1	14	2	30
Sword	g 2-9	0-2	2-4	5	2	6	3	29
Bloodman	3-7	0-0	1-2	6	4	7	2	26
Cunningham	1-6	0-2	0-0	1	3	2	2	19
Johnson	5-8	0-0	1-4	7	3	11	0	16
TOTALS	27-64	4-12	13-21	51	19	71	13	200

Halftime: MSU 38, PV 28. FG%: MSU 42.2%, PV 38.0%. 3FG%: MSU 33.3%, PV 13.6%. FT%: MSU 61.9%, PV 71.4%. Turnovers: MSU 21 (Sword 6), PV 19 (Hagood 5). Blocked Shots: MSU 2 (Borchert, Applewhite 1), PV 4 (Robinson, Agho 2). Steals: MSU 8 (Cunningham, Ready 3) PV 10 (Hagood 3). Officials: Patrick Evans, Kevin Fehr, Brian Shey. Attendance: 6,853.

GAME 2 — Nov. 14, 2013

Mississippi State 78
Kennesaw State 55

Humphrey Coliseum • 7 p.m.
Starkville, MS

Mississippi State used a dominating inside game to beat Prairie View, 71-56.

Gavin Ware posted his third career double-double (15 points and 15 rebounds).

In the second half, the Bulldogs shot 53.3 percent from the floor and expanded a 35-31 halftime lead.

MSU placed five players in double figures and forced 26 turnovers.

Strong 3-point shooting allowed Kennesaw State to hold the early lead. A 3-pointer by Nigel Pruitt and follow-up basket by Yonel Brown placed the Owls on top 18-14. The Bulldogs took the lead for good at 20-19 on a free throw by Fred Thomas with 8:33 left in the contest.

A layup by Roquez Johnson ran the lead to 27-21 with 6:14 left in the half. Kennesaw State hung tough though and trailed only 35-31 at the break.

Dre Applewhite and IJ Ready sparked a quick burst to start the second half. A spinning jumper in the lane by Applewhite ran the lead to 42-33 with 16:04 left. A 10-3 run by MSU pushed the Maroon and White advantage to 52-41 with 11:07 left.

MSU took advantage of strong second-half shooting and foul trouble for Kennesaw State to push the lead to as many as 23 in the closing minutes.

Fred Thomas led MSU with 17 points, while Colin Borchert added 15 points, Craig Sword added 13 points and Trivante Bloodman added 11 points.

Kennesaw State

Player	FG	3FG	FT	RB	PF	PT	A	Min
Pruitt	f 2-8	2-8	0-0	0	1	6	2	17
Morena	f 2-3	0-0	0-0	4	5	4	0	10
Coleman	f 4-6	0-1	1-4	6	1	9	1	28
Kouassi	g 2-2	0-0	2-5	5	5	6	0	29
Brown	g 5-9	3-3	2-2	1	0	15	7	35
Love	3-11	1-4	1-2	3	3	8	2	28
Montgomery	0-1	0-1	0-0	0	0	0	0	2
Drees	2-2	0-0	1-2	4	3	5	0	23
Wozniak	0-1	0-0	2-2	2	0	2	0	9
Byers	0-1	0-0	0-0	1	0	0	1	5
Osemhen	0-2	0-0	0-0	3	5	0	1	14
TOTALS	20-44	6-17	9-17	33	23	55	14	200

Mississippi State

Player	FG	3FG	FT	RB	PF	PT	A	Min
Borchert	f 5-13	3-7	2-2	4	4	15	1	29
Ware	f 4-4	0-0	1-3	10	2	9	0	23
Thomas	g 6-14	4-8	1-4	3	3	17	3	30
Ready	g 0-2	0-2	0-0	2	0	0	6	24
Sword	g 6-13	1-2	0-1	3	3	13	4	29
Applewhite	1-3	0-1	1-2	2	2	3	1	11
Bloodman	2-3	0-0	7-9	2	1	11	0	16
Davis	0-1	0-1	0-0	0	0	0	1	2
Cunningham	0-1	0-0	0-0	1	1	0	0	11
Johnson	4-6	0-1	2-4	2	2	10	0	25
TOTALS	28-60	8-23	14-25	33	19	78	16	200

Halftime: MSU 35, KSU 31. FG%: MSU 46.7%, KSU 45.5%. 3FG%: MSU 34.8%, KSU 35.3%. FT%: MSU 56.0%, KSU 52.9%. Turnovers: MSU 12 (Sword, Applewhite 3), KSU 26 (Coleman 5). Blocked Shots: MSU 4 (Borchert 2), KSU 3 (Three players with 1). Steals: MSU 15 (Three players with 3), KSU 4 (Four players with 1). Officials: Mike Nance, Jeff Smith, John Hampton. Attendance: 6,806.

GAME 3 — Nov. 19, 2013

Mississippi State 94
Mississippi Valley State 72

Humphrey Coliseum • 7 p.m.
Starkville, MS

Gavin Ware recorded his second double-double in three games as MSU claimed a 94-72 win against Mississippi Valley State.

The Bulldogs scored a season-high 94 points and shot a season-best 52.2 percent from the field.

Through the first two games of the season, Ray has talked about the need to get more touches inside the paint for Ware, who responded with a career-high 23 points and 11 rebounds.

The Bulldogs offensive game plan worked to near perfection. MSU dished out 17 assists and only committed a season-low 11 turnovers.

Ware scored seven of his team's first 11 points as the Bulldogs quickly sprinted to an 11-4 lead. A jumper by Craig Sword ran the lead to 19-8 with 13:22 left in the first half.

Sword later scored back-to-back baskets as the lead was quickly pushed up to 30-17. The Bulldogs shot 58.8 percent from the floor in the first half and led 44-29 at the intermission.

Bloodman had eight points, five assists and four steals in 27 minutes of action. Jacoby Davis also saw his first extended playing time of the season with 13 minutes at a guard position.

In the second half, the Delta Devils (1-3) closed within nine at 52-43 with 15:14 left. The Bulldogs then used a 12-4 run to move back out of danger.

MSU would build as large as a 27 point lead.

Mississippi Valley State

Player	FG	3FG	FT	RB	PF	PT	A	Min
Ralling	f 1-5	0-1	2-2	3	2	4	0	13
Currington	f 5-6	0-0	0-1	3	4	10	0	16
Priar	f 7-16	1-4	4-4	5	3	19	4	38
Marshall	g 3-6	0-1	2-2	0	3	8	5	23
McDoonald	g 4-9	2-5	2-3	2	1	12	1	36
Vaught	0-0	0-0	0-0	2	0	0	1	5
Washington	3-7	1-1	0-0	1	0	7	0	12
Fauntleroy	0-1	0-0	0-0	0	0	0	1	5
Dobbs	1-1	0-0	2-2	0	0	4	0	4
Henry	0-1	0-0	0-0	0	1	0	0	7
Francis	4-6	0-0	0-0	4	5	8	0	23
Milshtein	0-1	0-0	0-0	2	1	0	0	5
Hurt	0-1	0-0	0-0	3	1	0	0	13
TOTALS	28-59	4-12	12-14	27	21	72	12	200

Mississippi State

Player	FG	3FG	FT	RB	PF	PT	A	Min
Borchert	f 6-13	2-5	0-0	4	2	14	4	31
Ware	f 8-11	0-0	7-11	11	1	23	0	26
Thomas	g 3-9	1-3	1-1	1	2	8	1	27
Bloodman	g 4-5	0-0	0-0	2	1	8	5	27
Sword	g 5-8	0-1	0-0	4	3	10	1	13
Applewhite	2-3	0-0	5-6	7	2	9	3	20
Davis	2-3	2-3	0-1	2	1	6	0	13
Cunningham	2-4	0-1	0-0	1	3	4	1	20
Johnson	3-11	0-1	6-8	5	2	12	2	23
TOTALS	35-67	5-14	19-27	41	17	94	17	200

Halftime: MSU 44, MVS 29. FG%: MSU 52.2%, MVS 47.5%. 3FG%: MSU 35.7%, MVS 33.3%. FT%: MSU 70.4%, MVS 85.7%. Turnovers: MSU 11 (Thomas, Applewhite 3), MVS 18 (Marshall 4). Blocked Shots: MSU 3 (Borchert 2), MVS 1 (Francis 1). Steals: MSU 10 (Bloodman 4) MVS 7 (Marshall 2). Officials: Lee Cassell, Chuck Jones, James Barker. Attendance: 6,759.

GAME 4 — Nov. 23, 2013

Utah State 87
Mississippi State 68

Dee Glen Smith Spectrum • 8 p.m.
Logan, Utah

Playing its first road game of the season was a difficult experience for Mississippi State as it dropped an 87-68 decision to Utah State.

Utah State scored five straight points to build an early 13-6 lead. MSU cut it back to 17-16 on a Gavin Ware dunk and 3-pointer from Jacoby Davis. The Aggies scored the game's next seven points and quickly led 24-16.

Utah State hit six first-half 3-point baskets early foul troubles caused a shuffling of the MSU line, as the Aggies led 41-28 at halftime.

The Bulldogs closed within nine twice and then eight at 51-43 on two free throws by Ware. Utah State followed with a 10-0 run, which was eventually halted on a 3-point basket by Dre Applewhite.

MSU got no closer than 10 the rest of the way.

For the contest, the Bulldogs hit 26 of 57 shots from the field (45.6 percent), 5 of 16 shots from 3-point range (31.3 percent) and 11 of 17 shots from the foul line (64.7 percent). The Aggies hit 28 of 54 shots from the field (51.9 percent), 11 of 23 shots from the 3-point range (47.8 percent) and 20 of 27 shots from the foul line (74.1 percent).

Utah State held a 41-23 rebounding advantage.

Ware posted his third double-double of the season with 19 points and 10 rebounds for MSU. Colin Borchert added 15 points, while Craig Sword added 11 points and Applewhite added 10 points.

Mississippi State

Player	FG	3FG	FT	RB	PF	PT	A	Min
Borchert	f 6-12	3-7	0-0	1	3	15	1	23
Ware	f 8-13	0-0	3-4	10	3	19	1	33
Thomas	g 1-5	0-2	0-1	2	2	2	2	32
Bloodman	g 1-4	0-2	0-0	0	4	2	6	19
Sword	g 5-11	0-0	1-3	4	4	11	5	30
Applewhite	3-4	1-1	3-4	4	3	10	2	23
Davis	1-6	1-4	2-2	0	2	5	0	21
Cunningham	0-0	0-0	0-0	0	0	0	0	7
Johnson	1-2	0-0	2-3	2	5	4	1	12
TOTALS	26-57	5-16	11-17	23	26	68	18	200

Utah State

Player	FG	3FG	FT	RB	PF	PT	A	Min
Butterfield	f 4-7	3-5	5-6	6	2	16	3	32
Davis, K.	f 2-5	0-0	0-0	5	3	4	1	17
Shaw	f 6-11	0-0	5-6	8	4	17	1	24
Medlin	g 7-12	4-7	3-4	2	1	21	6	32
Roland	g 2-4	1-3	0-1	1	1	5	2	22
Davis, M.	1-2	0-0	1-2	1	1	3	4	16
Clifford	1-3	1-3	0-0	0	0	3	0	6
Noma'aea	0-0	0-0	0-0	0	0	0	1	2
Berger	0-3	0-3	0-1	1	1	0	0	9
Moore	3-3	1-1	2-3	8	0	9	1	17
McGlaston	2-2	1-1	0-0	1	1	5	0	5
Stone	0-1	0-0	4-4	6	3	4	0	16
Harris	0-1	0-0	0-0	1	0	0	0	2
TOTALS	28-54	11-23	20-27	41	17	87	19	200

Halftime: US 41, MSU 28. FG%: MSU 45.6%, US 51.9%. 3FG%: MSU 31.3%, US 47.8%. FT%: MSU 64.7%, US 74.1%. Turnovers: MSU 14 (Thomas 3), US 16 (Butterfield 5). Blocked Shots: MSU 3 (Thomas 2), US 2 (Butterfield, Moore 1). Steals: MSU 8 (Three with 2) US 3 (Stone 2). Officials: Dick Cartmell, Larry Spaulding, Bob Staffen. Attendance: 10,043.

GAME 5 — Nov. 27, 2013

Mississippi State 58
Jackson State 56

Humphrey Coliseum • 1 p.m.
Starkville, MS

Mississippi State rallied to beat Jackson State, 58-56 behind 12 second-half points from Craig Sword.

Entering the contest fresh off a win over Tennessee-Martin, Jackson State scored the game's first seven points and led 28-23 at half-time. In the opening half, the Bulldogs shot a season-low 28 percent from the field. Jackson State also held a plus-five rebounding advantage at halftime.

In the second half, MSU moved the ball inside more and only took one three-point shot attempt, compared to 12 in the first half.

The Bulldogs only held two leads in the first half. In the second half, MSU gained more focus but still had trouble gaining complete control of the contest.

A dunk by Roquez Johnson gave MSU a 35-34 lead with 15:00 left in the contest. MSU eventually scored eight straight points to build a 39-34 lead on a jumper by Trivante Bloodman.

Jackson State rallied and grabbed a 44-42 lead on a layup by Julysse Nobles with 9:32 left.

MSU battled back for a 51-51 tie on a Sword tip-in with 5:31 left.

The Bulldogs took the lead for good at 57-55 on a Sword jumper with 1:21 left.

MSU held a 33-32 rebounding advantage. The Bulldogs had six assists and 19 turnovers, while the Tigers had five assists and 15 turnovers.

Playing only 26 minutes due to foul trouble, Sword led MSU with his 12 points.

Jackson State

Player	FG	3FG	FT	RB	PF	PT	A	Min
Bolden	f 0-2	0-0	0-0	3	4	15	2	10
West	f 4-6	0-0	2-2	12	2	19	0	32
Nobles	g 8-21	0-4	6-9	3	2	2	2	39
Brent	g 1-7	1-5	0-0	6	1	2	0	33
Robinson	g 2-3	0-0	0-0	2	3	11	0	16
Taylor	1-4	0-0	5-6	1	3	10	1	31
Stubbs	3-9	0-1	2-2	3	1	5	0	29
Love	0-0	0-0	0-0	0	0	0	0	2
Middleton	1-2	0-0	0-0	2	0	4	0	8
TOTALS	20-54	1-10	15-19	32	16	56	5	200

Mississippi State

Player	FG	3FG	FT	RB	PF	PT	A	Min
Borchert	f 3-6	0-2	0-0	5	4	15	0	30
Ware	f 2-5	0-0	0-0	7	1	19	0	25
Thomas	g 3-10	1-4	4-5	6	3	2	0	33
Bloodman	g 2-4	1-2	1-2	1	1	2	2	31
Sword	g 5-10	0-1	2-2	5	4	11	2	26
Applewhite	1-5	0-1	0-2	2	1	10	1	13
Davis	2-3	2-3	0-0	2	1	5	0	9
Cunningham	0-0	0-0	0-0	0	0	0	1	8
Johnson	2-3	0-0	7-8	2	1	4	0	25
TOTALS	20-46	4-13	14-19	33	16	58	6	200

Halftime: JSU 28, MSU 23. FG%: MSU 43.5%, JSU 37.0%. 3FG%: MSU 30.8%, JSU 10.0%. FT%: MSU 73.7%, JSU 78.9%. Turnovers: MSU 19 (Three players with 3), JSU 15 (Nobles 5). Blocked Shots: MSU 6 (Three players with 2), JSU 0. Steals: MSU 6 (Bloodman, Applewhite 2) JSU 8 (West 3). Officials: Ron Groover, Patrick Evans, John Healy. Attendance: 6,776.

GAME 6 — DEC. 1, 2013

Mississippi State	65
Loyola	64

Humphrey Coliseum • Noon
Starkville, MS

The dynamic duo of Craig Sword outside and Roquez Johnson inside lifted Mississippi State to a 65-64 overtime win against Loyola.

The teams were playing the "Game of Change" to commemorate the 50th anniversary of the two schools' historic meeting in the 1963 NCAA Tournament.

The contest was nip-and-tuck throughout. The score was tied 13 times and the lead changed hands 20 times. The largest lead for Loyola was seven points in the first half and the largest lead for MSU was six points in the second half.

Sword scored 24 points to lead the Bulldogs' offensive efforts. Johnson poured in a career-high 20 points.

The Bulldogs struggled out of the gates early offensively. MSU held a 9-8 lead before Loyola reeled off a 10-2 run for an 18-11 lead.

MSU battled back on top at 23-22 and at the half it was 29-all.

In the second half, Loyola led 38-33 before MSU answered with an 11-0 run. Tyson Cunningham hit back-to-back 3-point baskets to spark the run. The lead stood at 44-38 on a Sword layup with 12:10 left in the contest.

The lead went back and forth a few more times before Milton Doyle hit a 3-pointer for Loyola to tie the contest at 56 with 1:09 left.

Loyola built a four-point lead in overtime at 60-56. A dunk by Sword capped a 5-0 run as MSU grabbed a 61-60 lead. A 9-2 run by MSU ran the lead to 65-62 with 54 seconds left in the overtime.

Loyola Player	FG	3FG	FT	RB	PF	PT	A	Min
King	c 1-1	0-0	0-0	1	0	2	0	6
Crisman	g 1-5	1-2	0-0	3	1	3	5	32
White	g 3-6	0-0	0-0	1	3	6	2	31
Thomas	g 5-10	0-0	2-2	9	4	12	0	36
Doyle	g 7-13	2-5	6-8	4	4	22	1	34
Johnson	0-2	0-1	0-0	7	1	0	0	14
Pickett	1-3	0-1	0-0	2	1	2	1	9
Turk	3-9	2-7	2-2	3	4	10	0	33
Dokubo	0-0	0-0	0-0	0	0	0	0	1
Leary	2-4	1-2	2-2	3	5	7	3	27
Nixon	0-1	0-1	0-0	0	1	0	0	2
TOTALS	23-54	6-19	12-14	35	24	64	12	225

Mississippi State Player	FG	3FG	FT	RB	PF	PT	A	Min
Borchert	f 2-8	1-6	1-2	0	5	6	3	32
Ware	f 0-3	0-0	0-2	5	3	0	0	16
Thomas	g 3-8	1-4	0-2	3	3	7	0	37
Bloodman	g 1-2	0-0	0-0	1	2	2	2	39
Sword	g 8-12	0-1	8-10	5	3	24	0	35
Applewhite	0-0	0-0	0-0	0	1	0	0	10
Davis	0-1	0-1	0-0	0	0	0	2	6
Cunningham	2-3	2-3	0-0	0	0	6	1	13
Johnson	6-10	0-1	8-12	11	2	20	2	37
TOTALS	22-47	4-16	17-28	27	19	65	10	225

Halftime: MSU 29, LC 29. FG%: MSU 46.8%, LC 42.6%. 3FG%: MSU 25.0%, LC 31.6%. FT%: MSU 60.7%, LC 85.7%. Turnovers: MSU 9 (Thomas 3), LC 14 (Doyle 4). Blocked Shots: MSU 1 (Thomas 1), LC 1 (Turk 1). Steals: MSU 7 (Sword 2) LC 2 (White 2). Officials: Mike Nance, Antinio Petty, Todd Austin. Attendance: 6,010.

GAME 7 — DEC. 5, 2013

TCU	71
Mississippi State	61

Humphrey Coliseum • 6 p.m.
Starkville, MS

A late rally fell short as the Mississippi State dropped a 71-61 decision to TCU in the Big 12/SEC Challenge.

MSU managed two two-point leads early in the game. TCU took advantage of the early offensive struggles to build a comfortable lead.

TCU built a 19-8 lead, as MSU did not reach double digits scoring until 11 minutes had been played. In the opening half, MSU shot 36 percent from the field and trailed 34-22 at the intermission.

TCU stretched the lead to 18 at 45-27 with less than five minutes gone by in the second half. MSU turned up the intensity on both ends of the floor and made a run.

Still down 18 at 52-34, the Bulldogs trimmed the deficit to 10 points at 55-45 on a three-pointer by Ready. A jumper by Roquez Johnson capped a 16-4 run as MSU closed within 59-56 with 2:28 left in the contest.

The Bulldogs turned the ball over the next possession and the Horned Frogs hit 10 of 12 free throws to seal the victory.

For the contest, the Bulldogs hit 24 of 56 shots from the field (42.9 percent), 3 of 18 shots from 3-point range (16.7 percent) and 10 of 20 shots from the foul line (50.0 percent). The Horned Frogs hit 20 of 44 shots from the field (45.5 percent), 6 of 14 shots from 3-point range (42.9 percent) and 25 of 31 shots from the foul line (80.6 percent).

TCU held a 34-32 rebounding advantage. The Bulldogs had nine assists and 15 turnovers, while the Horned Frogs had seven assists and 17 turnovers.

TCU Player	FG	3FG	FT	RB	PF	PT	A	Min
Parrish	f 1-6	1-4	3-4	1	3	6	0	25
Shepherd	c 2-4	0-0	5-6	16	4	9	0	36
Anderson	g 4-7	1-2	7-7	2	3	16	4	36
Gore	g 0-1	0-0	0-0	1	3	0	0	7
Ray	g 3-8	0-1	3-4	5	3	9	2	37
Hill	7-13	3-5	3-4	3	2	20	0	24
Williams	3-5	1-2	4-6	3	0	11	1	30
Montigel	0-0	0-0	0-0	2	0	0	0	5
TOTALS	20-44	6-14	25-31	34	18	71	7	200

Mississippi State Player	FG	3FG	FT	RB	PF	PT	A	Min
Borchert	f 1-4	0-3	0-0	2	4	2	2	15
Ware	f 4-9	0-0	1-1	6	4	9	0	24
Thomas	g 0-4	0-3	1-2	3	2	1	2	24
Bloodman	g 1-4	0-1	0-0	1	3	2	2	25
Sword	g 9-12	0-0	6-11	5	2	24	3	30
Applewhite	2-5	0-1	1-2	4	3	5	0	14
Davis	0-1	0-1	0-0	0	0	0	0	3
Ready	3-8	3-7	0-0	0	1	9	0	23
Cunningham	0-2	0-2	0-0	0	1	0	0	8
Johnson	4-7	0-0	1-4	6	2	9	0	34
TOTALS	24-56	3-18	10-20	32	22	61	9	200

Halftime: TCU 34, MSU 22. FG%: MSU 42.9%, TCU 45.5%. 3FG%: MSU 25.0%, TCU 42.9%. FT%: MSU 50.0%, TCU 80.6%. Turnovers: MSU 15 (Sword 4), TCU 17 (Anderson 6). Blocked Shots: MSU 3 (Thomas 2), TCU 4 (Shepherd 3). Steals: MSU 10 (Sword 5), TCU 6 (Ray 3). Officials: Tony Greene, Ron Groover, Byron Jarrett. Attendance: 6,795.

GAME 8 — DEC. 13, 2013

Mississippi State	68
Southeastern Louisiana	62

BancorpSouth Arena • 7 p.m.
Tupelo, MS

Craig Sword scored 22 points on 9-of-11 shooting as Mississippi State defeated Southeastern Louisiana, 68-62.

In a nip-and-tuck battle, the Bulldogs did not take the lead for good until the closing minutes. Playing its annual in-state game away from campus, MSU (6-2) improved to 4-0 all-time in Tupelo.

The Bulldogs held the Lions to one field goal over the first seven minutes of the game and quickly sprinted to a 12-2 lead. The Lions hit a couple of 3s and quickly got back within 14-11.

A 3-pointer by Sword ran the lead back to 17-11. A basket by Trivante Bloodman ran the lead to 26-20. The Lions came back with a 10-3 run to take a 30-29 lead.

A 3-pointer by Julian Chiera placed Southeastern Louisiana on top 33-32 at halftime.

Southeastern Louisiana quickly built a 40-34 lead less than two minutes played in the second half. MSU did not take the lead for good until Sword scored six straight points for a 50-48 advantage with 13:08 left.

The Bulldogs took the lead for good on a layup by Sword at 56-54 with 7:30 left. A follow-up 3-pointer by Sword ran the lead to 60-56.

For the contest, the Bulldogs hit 25 of 46 shots from the field (54.3 percent), 3 of 8 shots from 3-point range (37.5 percent) and 15 of 28 shots from the foul line (53.6 percent). The Lions hit 25 of 63 shots from the field (39.7 percent), 6 of 24 shots from 3-point range (25.0 percent) and 6 of 8 shots from the foul line (75.0 percent).

MSU held a 34-31 rebounding advantage. The Bulldogs had 12 assists and 14 turnovers.

SELA Player	FG	3FG	FT	RB	PF	PT	A	Min
Upson	f 2-4	0-0	0-0	5	4	4	1	21
Benton	f 10-17	1-3	5-6	8	3	26	0	40
Evans	g 0-3	0-2	0-0	0	3	0	2	12
Filmore	g 2-8	2-7	0-0	1	3	6	6	38
Ricard	g 3-9	1-4	1-2	4	4	8	3	28
Hawkins	4-13	0-5	0-0	4	0	8	0	28
Chiera	2-5	1-2	0-0	0	4	5	0	15
Cooper	0-0	0-0	0-0	0	0	0	0	1
Ochie	2-4	1-1	0-0	5	3	5	0	17
TOTALS	25-63	6-24	6-8	31	24	62	12	200

Mississippi State Player	FG	3FG	FT	RB	PF	PT	A	Min
Ware	f 4-6	0-0	1-3	6	2	9	1	33
Johnson	f 3-6	0-0	0-2	3	0	6	1	10
Applewhite	g 1-1	0-0	4-6	1	3	6	1	23
Ready	g 1-5	0-1	0-0	2	3	2	4	25
Sword	g 9-11	2-2	2-6	3	3	22	3	31
Thomas	3-10	0-1	2-2	6	1	8	0	25
Borchert	2-5	1-4	4-4	7	3	9	0	27
Bloodman	1-1	0-0	2-5	4	0	4	2	22
Cunningham	1-1	0-0	0-0	0	0	2	0	4
TOTALS	25-46	3-8	15-28	34	15	68	12	200

Halftime: SELA 33, MSU 32. FG%: MSU 54.3%, SELA 39.7%. 3FG%: MSU 37.5%, SELA 25.0%. FT%: MSU 53.6%, SELA 75.0%. Turnovers: MSU 14 (Ready 4), SELA 12 (Benton 4). Blocked Shots: MSU 4 (Borchert 2), SELA 1 (Filmore). Steals: MSU 8 (Sword 3), SELA 6 (Evans 2). Officials: Ted Valentine, Anthony Jordan, James Breeding. Attendance: 2,035.

GAME 9 — DEC. 17, 2013

Mississippi State	78
Florida A&M	65

Humphrey Coliseum • 7 p.m.
Starkville, MS

Mississippi State has been looking for more first-half offense in men's basketball this season, and it got just that in a 78-65 victory against Florida A&M.

MSU hit 33 of 45 attempts at the free throw line while only committing 12 turnovers. The Bulldogs never trailed in the contest.

Craig Sword paced MSU with 16 points while Dre Applewhite recorded his first-career double-double with 14 points and 11 rebounds.

MSU quickly scored the game's first five points on a 3-point by Colin Borchert and a follow-up basket by Craig Sword.

The Rattlers closed within 10-9 before the Bulldogs scored the game's next four points on two free throws by Trivante Bloodman and a layup by Sword.

MSU held Florida A&M scoreless for a stretch better than four minutes as the Bulldogs built the lead to 25-13.

The Bulldogs pushed the lead to 36-20 on a Sword layup with 1:50 left in the half.

In the opening half, the Bulldogs converted 52 percent of their shots from the field.

For MSU, 42 points was the second most points in a first half this season. The halftime advantage was the season's largest.

MSU scored the first nine points of the second half and forced five turnovers over the first four minutes.

Florida A&M

Player	FG	3FG	FT	RB	PF	PT	A	Min
King	c 0-1	0-0	0-0	3	4	0	1	10
Kellum	g 2-5	0-0	2-2	9	4	6	0	15
Adams	g 2-9	2-5	0-0	5	3	6	2	22
Lewis	g 1-7	0-2	0-0	0	1	2	0	17
Bullard	g 6-9	1-1	1-2	4	3	14	4	28
Rozier	3-7	2-3	0-0	4	4	8	1	16
Spiller	1-4	1-3	3-6	0	3	6	2	14
Nelson	2-6	2-5	0-0	0	0	6	0	13
Crawford	2-7	0-0	0-0	1	1	4	0	8
Abdul-Ale	0-2	0-0	0-0	1	3	0	1	10
Bradshaw	4-8	0-2	1-2	5	0	9	0	15
Davis	2-5	0-0	0-0	3	3	4	1	18
Odi	0-3	0-0	0-0	7	0	0	0	14
TOTALS	25-73	8-21	7-12	48	29	65	12	200

Mississippi State

Player	FG	3FG	FT	RB	PF	PT	A	Min
Borchert	f 3-7	2-4	2-2	6	1	10	1	29
Ware	f 3-8	0-0	3-5	5	1	9	0	27
Applewhite	g 3-4	1-2	7-11	11	2	14	1	27
Ready	g 3-7	2-4	0-0	2	1	8	4	23
Sword	g 3-6	0-1	10-12	3	2	16	3	24
Thomas	2-11	0-6	1-2	6	1	5	3	26
Bloodman	1-3	0-0	8-9	3	1	10	1	21
Davis	0-1	0-1	0-0	0	0	0	0	5
Moore	1-2	0-0	0-2	1	0	2	0	2
Cunningham	1-1	0-0	2-2	1	3	4	0	12
Johnson	0-1	0-0	0-0	2	0	0	0	4
TOTALS	20-51	5-18	33-45	40	12	78	13	200

Halftime: MSU 42, FAMU 27. FG%: MSU 39.2%, FAMU 34.2%. 3FG%: MSU 27.8%, FAMU 38.1%. FT%: MSU 73.3%, FAMU 58.3%. Turnovers: MSU 12 (Applewhite 4), FAMU 15 (Adams, Spiller 3). Blocked Shots: MSU 5 (Borchert 3), FAMU 4 (Odi 4). Steals: MSU 12 (Applewhite 3), FAMU 8 (Spiller 2). Officials: Lee Cassell, James Barker, Patrick Evans. Attendance: 5,803.

GAME 10 — DEC. 19, 2013

Mississippi State	66
Florida Gulf Coast	53

Humphrey Coliseum • 8 p.m.
Starkville, MS

Craig Sword scored 17 points and was one of five Mississippi State players in double figures MSU beat Florida Gulf Coast, 66-53.

FGCU held only one lead in the contest, at 8-7 with better than five minutes gone by in the first half. MSU quickly regrouped for a 14-10 lead on a layup by Gavin Ware.

The Bulldogs were already establishing a dominant game inside. Ware and Roquez Johnson combined for 20 points and 14 rebounds.

MSU built a six-point lead at 21-15 on two free throws by Craig Sword with 8:02 left in the half.

The Bulldogs forced 14 first-half turnovers and led 32-24 at halftime.

MSU built its first double-digit lead on a layup by Sword to start the second half. The lead was later extended to 12 at 40-28 with 14:52 left.

Florida Gulf Coast then made one last rally, closing within six points at both 40-34 and 42-36.

MSU stopped the run with an old-fashioned 3-point play from Trivante Bloodman and a critical defensive rebound on the game's next possession.

The lead was stretched back to 12 on a tip-in from Johnson at 53-41 with 7:31 left. From there, the Maroon and White cruised to the victory.

Florida Gulf Coast

Player	FG	3FG	FT	RB	PF	PT	A	Min
Fieler	f 3-5	0-1	5-9	4	3	11	1	29
Hicks	c 2-2	0-0	0-0	4	5	4	0	18
Comer	g 7-13	1-3	0-2	1	2	15	3	33
Thompson	g 4-10	2-7	0-0	3	3	10	1	31
Jones	g 4-10	0-2	1-2	9	3	9	0	28
Shoon	0-0	0-0	0-0	0	0	0	0	2
Cvjeticanin	0-4	0-4	2-2	2	1	2	1	30
Boyle	0-1	0-1	0-0	1	0	0	0	4
Blake	0-0	0-0	0-0	3	0	0	0	11
Graf	1-1	0-0	0-0	1	4	2	0	14
TOTALS	21-46	3-18	8-15	30	21	53	6	200

Mississippi State

Player	FG	3FG	FT	RB	PF	PT	A	Min
Borchert	f 1-7	0-3	0-0	6	3	2	1	29
Ware	f 4-5	0-0	2-3	5	4	10	0	18
Applewhite	g 0-4	0-1	0-1	11	3	0	2	14
Ready	g 3-5	2-2	4-4	2	0	12	2	28
Sword	g 6-8	0-0	5-11	3	3	17	1	35
Thomas	3-9	3-8	1-2	6	1	10	0	31
Bloodman	2-3	0-0	1-1	3	1	5	1	16
Moore	0-0	0-0	0-0	1	0	0	0	1
Cunningham	0-0	0-0	0-0	1	0	0	0	4
Johnson	4-9	0-0	2-4	2	3	10	1	24
TOTALS	23-50	5-14	15-26	33	18	66	8	200

Halftime: MSU 32, FAMU 24. FG%: MSU 34.6%, FAMU 45.7%. 3FG%: MSU 35.7%, FAMU 16.7%. FT%: MSU 57.7%, FAMU 53.3%. Turnovers: MSU 17 (Borchert 4), FAMU 21 (Jones 7). Blocked Shots: MSU 0, FAMU 3 (3 players with 1). Steals: MSU 15 (Ready 5), FAMU 6 (Comer and Jones 2). Officials: Mike Nance, Jim Burr, Jeffrey Anderson. Attendance: 5,902.

GAME 11 — DEC. 22, 2013

Mississippi State	71
South Florida	66

New Orleans Arena • 7 p.m.
Las Vegas

Mississippi State held its own against a massive, physical front line from South Florida, winning 71-77, sparked by Gavin Ware's fourth double-double of the season.

The inside dominance started with Ware, who had 10 points and matched a career high with 15 rebounds. Roquez Johnson also gave his fellow big man some relief and hit a pair of baskets during an 8-2 run in the second half.

MSU dropped behind 12-5 four minutes into the contest. The Bulldogs pulled even at 14 and things were nip-and-tuck until Fred Thomas sparked a mini-rally and helped the Maroon and White out to a 31-22 advantage — the game's largest for either time.

South Florida hit a 3-point basket as the half expired, cutting the deficit to 38-35.

In the second half, USF battled back for its only lead at 45-44. That lead was quickly erased when Colin Borchert was fouled on a 3-point shot attempt and hit all three free throws. A layup by Johnson ran the lead to 58-52 before USF battled back for one final tie at 58.

From there, the Bulldogs regrouped and a critical steal by Trivante Bloodman helped swing the game for good.

Mississippi State

Player	FG	3FG	FT	RB	PF	PT	A	Min
Applewhite	g 2-3	0-0	2-3	1	2	6	0	18
Borchert	f 2-7	1-5	6-8	5	3	11	1	27
Ready	g 3-7	0-0	2-2	0	2	8	7	28
Ware	f 4-8	0-0	2-4	15	2	10	0	25
Sword	g 5-10	0-1	0-2	2	2	10	1	33
Thomas	4-8	4-7	2-2	2	0	14	2	28
Bloodman	1-1	0-0	0-0	1	0	2	0	14
Cunningham	0-0	0-0	0-0	0	1	0	0	1
Johnson	4-11	0-1	2-4	2	5	10	1	27
TOTALS	25-55	5-14	16-25	32	17	71	12	200

South Florida

Player	FG	3FG	FT	RB	PF	PT	A	Min
Brock	f 3-7	0-1	2-4	3	0	8	1	25
Rudd	f 7-15	3-7	0-1	11	4	17	3	36
Allen	g 3-8	2-4	8-8	3	5	16	4	39
Egbunu	g 1-2	0-0	0-0	1	1	2	0	27
Perry	g 6-10	0-0	2-2	9	4	14	2	26
Abdul-Aleem	0-0	0-0	0-0	0	0	0	0	1
Leday	0-2	0-1	0-0	1	2	0	0	4
McClendon	1-3	0-1	0-0	0	2	2	1	19
Hawkins	3-5	1-1	0-0	2	1	7	0	24
TOTALS	24-52	6-15	12-15	31	19	66	11	200

Halftime: MSU 38, USF 35. FG%: MSU 45.5.0%, USF 46.2%. 3FG%: MSU 35.7%, USF 40.0%. FT%: MSU 64.0%, USF 80.0%. Turnovers: MSU 13 (Sword 5), USF 18 (Brock 5). Blocked Shots: MSU 1 (Borchert), USF 4 (Rudd 2). Steals: MSU 10 (Sword 3), USF 3 (Allen 2). Officials: Rod Dixon, Marques Pettigrew, Pat Boeh. Attendance: 1,530.

GAME 12 — DEC. 23, 2013

UNLV	82
Mississippi State	66

New Orleans Arena • 9:30 p.m.
Las Vegas

A blistering first-half shooting performance by UNLV did in the Mississippi State men's basketball in the championship game as the Rebels claimed an 82-66 win to claim the Las Vegas Classic.

The Bulldogs played hard and led in several statistical categories but could not mount a serious comeback in the second half.

The loss snapped a four-game winning streak for MSU, which built an early 10-5 lead on two Dre Applewhite free throws and a Fred Thomas dunk. UNLV received for a 13-12 lead and stretched its advantage to 21-14 on an 8-0 run.

By then, UNLV was beginning to heat up in long-range. Deville Smith hit three 3-point baskets as the Rebels hit 9-of-13 from 3-point range in the first half alone. Conversely, MSU did not hit a 3-point basket in the first half.

After a basket by Gavin Ware, UNLV reeled off an 8-0 run for a 29-16 advantage. The Bulldogs went better than five minutes between field goals during the run.

UNLV shot 52 percent from the field in the first half and led 42-24 at the intermission.

The Bulldogs continued to play with heart in the second half, closing within 12 on two different occasions. A couple of dunks highlighted an 8-0 run in the later stages of the half as the lead grew past 20.

For the contest, the Bulldogs hit 28-of-59 shots from the field, including a 1-of-11 mark from 3-point range.

Mississippi State

Player	FG	3FG	FT	RB	PF	PT	A	Min
Applewhite	g 0-1	0-0	2-2	3	5	2	1	16
Borchert	f 6-12	0-4	0-0	6	1	12	1	29
Ready	g 0-4	0-0	0-0	0	0	0	1	24
Ware	g 4-6	0-0	0-1	4	5	8	1	23
Sword	g 8-13	0-0	2-4	1	3	18	3	25
Thomas	3-9	0-4	0-0	4	1	6	1	29
Bloodman	3-4	0-0	0-0	3	3	6	0	15
Davis	0-0	0-0	0-0	0	0	0	0	3
Moore	1-1	0-0	1-1	0	0	3	0	3
Cunningham	2-3	1-2	0-0	1	0	5	0	6
Johnson	1-6	0-1	4-4	3	4	6	1	27
TOTALS	28-59	1-11	9-12	30	22	66	9	200

UNLV

Player	FG	3FG	FT	RB	PF	PT	A	Min
Smith	f 4-10	0-1	4-4	12	1	12	0	34
Birch	f 3-5	0-0	5-6	8	4	11	1	23
Olekaibe	f 4-8	4-8	5-6	2	4	17	2	25
D.Jones	g 4-10	1-3	0-0	0	0	9	1	22
Smith	g 0-1	0-0	1-2	0	0	1	1	10
Wood	3-7	1-4	0-0	2	4	7	1	17
Lopez-Sosa	0-1	0-0	2-2	3	3	2	1	7
Rushman	1-1	0-0	0-0	0	0	2	0	1
Kendrick	2-6	2-4	0-0	5	1	6	4	31
Smith	5-10	3-6	2-4	1	0	15	5	30
TOTALS	26-59	11-26	19-24	39	17	82	16	200

Halftime: UNLV 42, MSU 24. FG%: MSU 47.5%, UNLV 44.1%. 3FG%: MSU 9.1%, UNLV 42.3%. FT%: MSU 75.0%, UNLV 79.2%. Turnovers: MSU 14 (Sword 4), UNLV 19 (Five players with 3). Blocked Shots: MSU 2 (Borchert 2), UNLV 5 (Birch 3). Steals: MSU 9 (Borchert, Thomas 2), UNLV 3 (Birch, De-Jean-Jones, Lopez-Sosa 1). Officials: Jeff Malham, Marques Pettigrew, Jon Stigliano. Attendance: 3,618.

GAME 13 — JAN. 2, 2014

Mississippi State	77
Maryland Eastern Shore	63

Humphrey Coliseum • 7 p.m.
Starkville, MS

Mississippi State closed out the non-conference portion of its schedule by posting a 77-63 win against Maryland Eastern Shore.

Gavin Ware posted his fifth double-double this season and seventh overall with 21 points and a career-high 16 rebounds. Borchert led the offensive efforts with a career-high 22 points. Fred Thomas was also in double figures with 10 points.

Both teams struggled offensively early as UMES held its only lead of the contest at 10-8 with more than eight minutes played. The Bulldogs answered with a 12-2 run to take a 20-12 lead on a layup by Ware with 5:50 left.

The Bulldogs stretched the first-half lead to as many as 10 and led 29-20 at the intermission.

In the first half, MSU held a plus-eight rebounding advantage and only committed three fouls. MSU only shot 39.4 percent from the field but took advantage of its size and offensive productivity to build the lead.

In the second half, a 9-0 run by MSU stretched the lead to 45-27. A 3-point basket by Thomas capped that run with 14:48 left in the contest.

The Bulldogs led by 19 a couple of minutes later. UMES cut the lead to 10 with seven straight points and later got within nine twice after a flurry of late 3-point baskets.

MSU held a 43-29 rebounding advantage.

Maryland Eastern Shore

Player	FG	3FG	FT	RB	PF	PT	A	Min
Snyder	f 3-5	0-2	0-0	7	2	6	0	26
Ezeiru	f 1-3	0-0	0-0	5	1	2	0	16
Bell	g 1-7	0-0	0-0	2	2	2	2	24
Smith	g 7-16	1-4	0-0	1	1	15	6	40
Jones	g 6-18	4-12	2-2	2	2	18	5	37
Pitt	3-4	0-0	0-0	3	2	6	1	14
Blackmon	0-2	0-1	0-0	2	0	0	0	5
Walker	4-6	3-4	0-0	0	1	11	1	14
Randall	1-2	0-0	1-2	5	2	3	0	23
Guillaume	0-0	0-0	0-0	0	0	0	0	1
TOTALS	26-63	8-29	3-4	29	13	63	15	200

Mississippi State

Player	FG	3FG	FT	RB	PF	PT	A	Min
Borchert	f 7-12	2-4	6-6	5	0	22	5	29
Ware	f 10-14	0-0	1-1	16	0	21	1	31
Thomas	g 4-10	2-5	0-0	3	2	10	2	35
Ready	g 3-7	1-1	0-0	4	0	7	6	27
Sword	g 1-3	0-1	1-4	0	2	3	2	30
Bloodman	0-1	0-0	3-4	1	1	3	1	13
Davis	1-3	1-3	0-0	1	2	3	1	9
Cunningham	0-2	0-1	0-0	0	0	0	0	6
Johnson	3-10	0-0	2-3	9	0	8	0	20
TOTALS	29-63	6-15	13-18	43	7	77	18	200

Halftime: MSU 29, UMES 20. FG%: MSU 46.8%, UMES 41.3%. 3FG%: MSU 40.0%, UMES 27.6%. FT%: MSU 72.2%, UMES 75.0%. Turnovers: MSU 13 (Sword 4), UMES 11 (Snyder, Jones 3). Blocked Shots: MSU 3 (Thomas 2), UMES 1 (Randall). Steals: MSU 7 (Borchert, Sword 2), UMES 6 (Synder 2). Officials: John Hampton, Ron Groover, Ed Corbett. Attendance: 5,708.

GAME 14 — JAN. 8, 2014

Kentucky	85
Mississippi State	63

Rupp Arena • 7 p.m.
Lexington, KY

Mississippi State played one of its best first halves of the season but it was not enough to lift the Bulldogs past No. 14 Kentucky, which claimed an 85-63 win.

MSU scored the game's first five points and quickly built a 12-2 lead with less than five minutes played. Overplaying the passing lanes and forcing turnovers, the Bulldogs played spirited.

Kentucky was still down 10 at 18-8 before fighting back with 14-2 run for its first lead at 22-20 on two free throws by Dominique Hawkins with 7:25 left in the half.

Not deterred, the Bulldogs quickly fought back and took a six point lead by scoring six points on one possession. Roquez Johnson dunked and drew a flagrant foul. Playing for Johnson, Colin Borchert hit both free throws. Jacoby Davis followed with a layup for a 34-28 lead with 3:12 left in the half.

Trivante Bloodman scored as the half expired to push the MSU advantage to 40-37 at half-time.

In the second half, MSU trailed 54-51 with 13:11 left to play after a basket by Johnson. The Bulldogs then missed seven straight shots from the field as the Wildcats seized control with a game-changing 20-2 run.

Craig Sword led MSU with 19 points, while Bloodman had 13 points and Johnson had 12 points. Ware pulled down 10 rebounds in 24 minutes of action.

Mississippi State

Player	FG	3FG	FT	RB	PF	PT	A	Min
Borchert	f 2-7	2-5	6-6	3	5	8	1	20
Ware	f 2-6	0-0	1-1	10	3	4	0	24
Thomas	g 1-8	1-4	0-0	1	2	3	2	29
Ready	g 0-1	0-0	0-0	0	0	0	2	18
Sword	g 5-12	0-0	1-4	2	4	19	2	24
Bloodman	5-6	0-0	3-4	1	2	13	2	25
Davis	2-4	1-2	0-0	1	2	4	3	14
Moore	0-0	0-0	0-0	0	0	0	0	3
Cunningham	0-0	0-0	0-0	1	0	0	0	10
Johnson	6-13	0-0	0-2	4	4	12	0	33
TOTALS	23-57	3-11	14-18	28	22	63	12	200

Kentucky

Player	FG	3FG	FT	RB	PF	PT	A	Min
C-Stein	f 5-6	0-0	2-5	4	2	12	1	25
Randle	f 3-7	0-1	2-4	14	3	8	1	21
Young	g 8-18	3-10	7-9	10	2	26	5	35
Harrison	g 1-5	0-3	3-5	2	4	5	3	23
Harrison	g 2-7	1-3	3-4	2	2	8	2	30
Lee	1-2	0-0	0-0	0	0	2	1	5
Polson	0-0	0-0	0-0	0	0	0	0	2
Hood	0-0	0-0	0-0	0	0	0	1	2
Poythress	5-6	0-0	2-2	4	2	12	2	22
Floreal	0-0	0-0	0-0	0	0	0	0	1
Hawkins	1-5	0-2	2-2	2	3	4	2	23
Willis	0-1	0-1	0-0	1	0	0	0	3
Johnson	4-4	0-0	0-2	1	1	8	0	8
TOTALS	30-61	4-20	21-33	44	19	85	18	200

Halftime: MSU 40, UK 37. FG%: MSU 40.4%, UK 49.2%. 3FG%: MSU 27.3%, UK 20.0%. FT%: MSU 77.8%, UK 63.6%. Turnovers: MSU 15 (Sword 5), UK 12 (Harrison 4). Blocked Shots: MSU 0, UK 7 (Poythress, 3). Steals: MSU 8 (Sword 3), UK 5 (Young, Harrison 2). Officials: Pat Adams, Mike Nance, Doug Simons. Attendance: 23,638.

2013-14 Mississippi State Basketball
Mississippi State Combined Team Statistics (as of Jan 08, 2014)
All games



RECORD:	OVERALL	HOME	AWAY	NEUTRAL
ALL GAMES	10-4	8-1	0-2	2-1
CONFERENCE	0-1	0-0	0-1	0-0
NON-CONFERENCE	10-3	8-1	0-1	2-1

#	Player	gp-gs	min	avg	Total		3-Point		F-Throw		Rebounds											
					fg-fga	fg%	3fg-fga	3fg%	ft-fa	ft%	off	def	tot	avg	pf	dq	a	to	blk	stl	pts	avg
32	Craig Sword	14-14	394	28.1	77-138	.558	3-12	.250	48-80	.600	14	32	46	3.3	40	0	33	42	3	27	205	14.6
20	Gavin Ware	14-14	359	25.6	63-109	.578	0-0	.000	24-43	.558	35	91	126	9.0	32	1	4	23	6	14	150	10.7
03	Colin Borchert	14-13	374	26.7	48-118	.407	18-62	.290	25-28	.893	12	45	57	4.1	41	2	21	28	17	14	139	9.9
25	Roquez Johnson	14-1	317	22.6	46-103	.447	0-5	.000	37-62	.597	33	34	67	4.8	33	2	9	23	0	9	129	9.2
01	Fred Thomas	13-8	386	29.7	36-115	.313	17-59	.288	13-23	.565	4	39	43	3.3	23	0	18	21	10	16	102	7.8
15	I.J. Ready	10-9	250	25.0	22-56	.393	10-20	.500	6-6	1.000	4	9	13	1.3	8	0	34	17	0	14	60	6.0
04	Trivante Bloodman	14-5	309	22.1	27-48	.563	1-5	.200	26-36	.722	9	18	27	1.9	25	0	26	13	0	17	81	5.8
02	Dre Applewhite	12-6	214	17.8	17-41	.415	3-9	.333	29-43	.674	20	27	47	3.9	29	1	16	20	1	10	66	5.5
11	Jacoby Davis	10-0	85	8.5	8-23	.348	6-19	.316	2-3	.667	2	4	6	0.6	8	0	7	0	0	4	24	2.4
24	Tyson Cunningham	14-0	128	9.1	9-23	.391	3-12	.250	2-2	1.000	1	5	6	0.4	12	0	5	7	0	8	23	1.6
13	Tevin Moore	4-0	9	2.3	2-3	.667	0-0	.000	1-3	.333	1	0	1	0.3	0	0	0	0	0	0	5	1.3
Team											20	21	41					5				
Total.....		14	2825		355-777	.457	61-203	.300	213-329	.647	155	325	480	34.3	251	6	173	199	37	133	984	70.3
Opponents.....		14	2825		335-776	.432	83-270	.307	184-254	.724	152	329	481	34.4	283	-	165	233	40	77	937	66.9

TEAM STATISTICS	MS	OPP	Date	Opponent	Score	Att.
SCORING	984	937	11-08-13	PRAIRIE VIEW	W 71-56	6853
Points per game	70.3	66.9	11-14-13	KENNESAW STATE	W 78-55	6806
Scoring margin	+3.4	-	11-19-13	MISS. VALLEY STATE	W 94-72	6759
FIELD GOALS-ATT	355-777	335-776	11-23-14	at Utah State	L 68-87	10043
Field goal pct	.457	.432	11-27-13	JACKSON STATE	W 58-56	6776
3 POINT FG-ATT	61-203	83-270	12-01-13	LOYOLA CHICAGO	Wot 65-64	6010
3-point FG pct	.300	.307	12-05-13	TCU	L 61-71	6795
3-pt FG made per game	4.4	5.9	12-13-13	vs SE Louisiana	W 68-62	2035
FREE THROWS-ATT	213-329	184-254	12-17-13	FLORIDA A&M	W 78-65	5803
Free throw pct	.647	.724	12-19-13	FLORIDA GULF COAST	W 66-53	5902
F-Throws made per game	15.2	13.1	12-22-13	vs USF	W 71-66	1530
REBOUNDS	480	481	12-23-13	vs UNLV	L 66-82	3618
Rebounds per game	34.3	34.4	01-02-14	MD EASTERN SHORE	W 77-63	5708
Rebounding margin	-0.1	-	* 01/08/14	at Kentucky	L 63-85	23638
ASSISTS	173	165	* - Conference game			
Assists per game	12.4	11.8				
TURNOVERS	199	233				
Turnovers per game	14.2	16.6				
Turnover margin	+2.4	-				
Assist/turnover ratio	0.9	0.7				
STEALS	133	77				
Steals per game	9.5	5.5				
BLOCKS	37	40				
Blocks per game	2.6	2.9				
ATTENDANCE	57412	40864				
Home games-Avg/Game	9-6379	2-16840				
Neutral site-Avg/Game	-	3-2394				

Score by Periods	1st	2nd	OT	Totals
Mississippi State	456	519	9	984
Opponents	438	491	8	937

2013-14 Mississippi State Basketball
Mississippi State Game-by-Game Highs (as of Jan 08, 2014)
All games



Opponent	Date	Score	Points	Rebounds	Assists	Steals	Blocked shots
PRAIRIE VIEW	11-08-13	71-56	15-Gavin Ware	15-Gavin Ware	4-Dre Applewhite	3-Tyson Cunningham I.J. Ready	1-Colin Borchert Dre Applewhite
KENNESAW STATE	11-14-13	78-55	17-Fred Thomas	10-Gavin Ware	6-I.J. Ready	3-Fred Thomas Gavin Ware I.J. Ready	2-Colin Borchert
MISS. VALLEY STATE at Utah State	11-19-13	94-72	23-Gavin Ware	11-Gavin Ware	5-Trivante Bloodman	4-Trivante Bloodman	2-Colin Borchert
	11-23-14	68-87	19-Gavin Ware	10-Gavin Ware	6-Trivante Bloodman	2-Gavin Ware Roquez Johnson Craig Sword	2-Fred Thomas
JACKSON STATE	11-27-13	58-56	12-Craig Sword	7-Gavin Ware	2-Craig Sword Trivante Bloodman	2-Dre Applewhite Trivante Bloodman	2-Colin Borchert Craig Sword Gavin Ware
LOYOLA CHICAGO TCU	12-01-13	65-64	24-Craig Sword	11-Roquez Johnson	3-Colin Borchert	2-Craig Sword	1-Fred Thomas
	12-05-13	61-71	24-Craig Sword	6-Roquez Johnson Gavin Ware	3-Craig Sword	5-Craig Sword	2-Fred Thomas
vs SE Louisiana	12-13-13	68-62	22-Craig Sword	7-Colin Borchert	4-I.J. Ready	3-Craig Sword	2-Colin Borchert
FLORIDA A&M	12-17-13	78-65	16-Craig Sword	11-Dre Applewhite	4-I.J. Ready	3-Dre Applewhite	3-Colin Borchert
FLORIDA GULF COAST	12-19-13	66-53	17-Craig Sword	8-Roquez Johnson	2-Dre Applewhite I.J. Ready	5-I.J. Ready	None
vs USF	12-22-13	71-66	14-Fred Thomas	15-Gavin Ware	7-I.J. Ready	3-Craig Sword	1-Colin Borchert
vs UNLV	12-23-13	66-82	18-Craig Sword	6-Colin Borchert	3-Craig Sword	2-Fred Thomas Colin Borchert	2-Colin Borchert
MD EASTERN SHORE	01-02-14	77-63	22-Colin Borchert	16-Gavin Ware	6-I.J. Ready	2-Craig Sword Colin Borchert	2-Fred Thomas
at Kentucky	01/08/14	63-85	19-Craig Sword	10-Gavin Ware	3-Jacoby Davis	3-Craig Sword	None

2013-14 Mississippi State Basketball
Mississippi State Team Game-by-Game Comparison (as of Jan 08, 2014)
All games



Opponent	1st	2nd	Score	Mar	Total FG	FG Pct	3-Pointers	3FG Pct	Free Throws	FT Pct	Rebounds	Assist	T/Over	Block	Steal	Fouls
PRAIRIE VIEW	38/28	33/28	71-56	+15	27-64/19-50	.422/.380	4-12/3-22	.333/.136	13-21/15-21	.619/.714	51/27 +24	13/6	21/19	2/4	8/10	19/22
KENNESAW STATE	35/31	43/24	78-55	+23	28-60/20-44	.467/.455	8-23/6-17	.348/.353	14-25/9-17	.560/.529	33/33 -	16/14	12/26	4/3	15/4	19/23
MISS. VALLEY STATE	44/29	50/43	94-72	+22	35-67/28-59	.522/.475	5-14/4-12	.357/.333	19-27/12-14	.704/.857	41/27 +14	17/12	11/18	3/1	10/7	17/21
Utah State	28/41	40/46	68-87	(19)	26-57/28-54	.456/.519	5-16/11-23	.313/.478	11-17/20-27	.647/.741	23/41 (18)	18/19	14/16	3/2	8/3	26/17
JACKSON STATE	23/28	35/28	58-56	+2	20-46/20-54	.435/.370	4-13/1-10	.308/.100	14-19/15-19	.737/.789	33/32 +1	6/5	19/15	6/0	6/8	16/16
LOYOLA CHICAGO	29/29	27/27	65-64	+1	22-47/23-54	.468/.426	4-16/6-19	.250/.316	17-28/12-14	.607/.857	27/35 (8)	10/12	9/14	1/1	7/2	19/24
TCU	22/34	39/37	61-71	(10)	24-56/20-44	.429/.455	3-18/6-14	.167/.429	10-20/25-31	.500/.806	32/34 (2)	9/7	15/17	3/4	10/6	22/18
SE Louisiana	32/33	36/29	68-62	+6	25-46/25-63	.543/.397	3-8/6-24	.375/.250	15-28/6-8	.536/.750	34/31 +3	12/12	14/12	4/1	8/6	15/24
FLORIDA A&M	42/27	36/38	78-65	+13	20-51/25-73	.392/.342	5-18/8-21	.278/.381	33-45/7-12	.733/.583	40/48 (8)	13/12	12/15	5/4	12/8	12/29
FLORIDA GULF COAST	32/24	34/29	66-53	+13	23-50/21-46	.460/.457	5-14/3-18	.357/.167	15-26/8-15	.577/.533	33/30 +3	8/6	17/21	0/3	15/6	18/21
USF	38/35	33/31	71-66	+5	25-55/24-52	.455/.462	5-14/6-15	.357/.400	16-25/12-15	.640/.800	32/31 +1	12/11	13/18	1/4	10/3	17/19
UNLV	24/42	42/40	66-82	(16)	28-59/26-59	.475/.441	1-11/11-26	.091/.423	9-12/19-24	.750/.792	30/39 (9)	9/16	14/19	2/5	9/3	22/17
MD EASTERN SHORE	29/20	48/43	77-63	+14	29-62/26-63	.468/.413	6-15/8-29	.400/.276	13-18/3-4	.722/.750	43/29 +14	18/15	13/11	3/1	7/6	7/13
Kentucky	40/37	23/48	63-85	(22)	23-57/30-61	.404/.492	3-11/4-20	.273/.200	14-18/21-33	.778/.636	28/44 (16)	12/18	15/12	0/7	8/5	22/19

Note: Game totals are displayed in the format TEAM/OPPONENT for each category

2013-14 Mississippi State Basketball
Mississippi State Category Leaders (as of Jan 08, 2014)
All games



Points	G	Pts	Pts/G
Craig Sword	14	205	14.6
Gavin Ware	14	150	10.7
Colin Borchert	14	139	9.9
Roquez Johnson	14	129	9.2
Fred Thomas	13	102	7.8
Trivante Bloodman	14	81	5.8
Dre Applewhite	12	66	5.5
I.J. Ready	10	60	6.0
Jacoby Davis	10	24	2.4
Tyson Cunningham	14	23	1.6
Tevin Moore	4	5	1.3

FG Percentage	FG	Att	Pct
Tevin Moore	2	3	.667
Gavin Ware	63	109	.578
Trivante Bloodman	27	48	.563
Craig Sword	77	138	.558
Roquez Johnson	46	103	.447
Dre Applewhite	17	41	.415
Colin Borchert	48	118	.407
I.J. Ready	22	56	.393
Tyson Cunningham	9	23	.391
Jacoby Davis	8	23	.348
Fred Thomas	36	115	.313

3-Point Percentage	3FG	Att	Pct
I.J. Ready	10	20	.500
Dre Applewhite	3	9	.333
Jacoby Davis	6	19	.316
Colin Borchert	18	62	.290
Fred Thomas	17	59	.288
Tyson Cunningham	3	12	.250
Craig Sword	3	12	.250
Trivante Bloodman	1	5	.200
Roquez Johnson	0	5	.000

Free Throw Percent	FG	Att	Pct
Tyson Cunningham	2	2	1.000
I.J. Ready	6	6	1.000
Colin Borchert	25	28	.893
Trivante Bloodman	26	36	.722
Dre Applewhite	29	43	.674
Jacoby Davis	2	3	.667
Craig Sword	48	80	.600
Roquez Johnson	37	62	.597
Fred Thomas	13	23	.565
Gavin Ware	24	43	.558
Tevin Moore	1	3	.333

Scoring Average	G	Pts	Avg/G
Craig Sword	14	205	14.6
Gavin Ware	14	150	10.7
Colin Borchert	14	139	9.9
Roquez Johnson	14	129	9.2
Fred Thomas	13	102	7.8
I.J. Ready	10	60	6.0
Trivante Bloodman	14	81	5.8
Dre Applewhite	12	66	5.5
Jacoby Davis	10	24	2.4
Tyson Cunningham	14	23	1.6
Tevin Moore	4	5	1.3

Field Goal Attempts	G	Att	Att/G
Craig Sword	14	138	9.9
Colin Borchert	14	118	8.4
Fred Thomas	13	115	8.8
Gavin Ware	14	109	7.8
Roquez Johnson	14	103	7.4

Field Goals Made	G	Made	Made/G
Craig Sword	14	77	5.5
Gavin Ware	14	63	4.5
Colin Borchert	14	48	3.4
Roquez Johnson	14	46	3.3
Fred Thomas	13	36	2.8

3-Point FG Attempts	G	Att	Att/G
Colin Borchert	14	62	4.4
Fred Thomas	13	59	4.5
I.J. Ready	10	20	2.0
Jacoby Davis	10	19	1.9
Tyson Cunningham	14	12	0.9
Craig Sword	14	12	0.9

3-Point FG Made	G	Made	Made/G
Colin Borchert	14	18	1.3
Fred Thomas	13	17	1.3
I.J. Ready	10	10	1.0
Jacoby Davis	10	6	0.6
Craig Sword	14	3	0.2
Tyson Cunningham	14	3	0.2
Dre Applewhite	12	3	0.3

Free Throw Attempts	G	Att	Att/G
Craig Sword	14	80	5.7
Roquez Johnson	14	62	4.4
Gavin Ware	14	43	3.1
Dre Applewhite	12	43	3.6
Trivante Bloodman	14	36	2.6

Free Throws Made	G	Made	Made/G
Craig Sword	14	48	3.4
Roquez Johnson	14	37	2.6
Dre Applewhite	12	29	2.4
Trivante Bloodman	14	26	1.9
Colin Borchert	14	25	1.8

2013-14 Mississippi State Basketball
Mississippi State Category Leaders (as of Jan 08, 2014)
All games



Rebounds	G	Reb	Reb/G
Gavin Ware	14	126	9.0
Roquez Johnson	14	67	4.8
Colin Borchert	14	57	4.1
Dre Applewhite	12	47	3.9
Craig Sword	14	46	3.3

Rebound Average	G	Reb	Avg/G
Gavin Ware	14	126	9.0
Roquez Johnson	14	67	4.8
Colin Borchert	14	57	4.1
Dre Applewhite	12	47	3.9
Fred Thomas	13	43	3.3

Offensive Rebounds	G	No.	Avg/G
Gavin Ware	14	35	2.5
Roquez Johnson	14	33	2.4
Dre Applewhite	12	20	1.7
Craig Sword	14	14	1.0
Colin Borchert	14	12	0.9

Defensive Rebounds	G	No.	Avg/G
Gavin Ware	14	91	6.5
Colin Borchert	14	45	3.2
Fred Thomas	13	39	3.0
Roquez Johnson	14	34	2.4
Craig Sword	14	32	2.3

Fouls	G	No.	Per/G
Colin Borchert	14	41	2.9
Craig Sword	14	40	2.9
Roquez Johnson	14	33	2.4
Gavin Ware	14	32	2.3
Dre Applewhite	12	29	2.4

Foulouts	G	No.
Colin Borchert	14	2
Roquez Johnson	14	2
Dre Applewhite	12	1
Gavin Ware	14	1

Assists	G	No.	Ast/G
I.J. Ready	10	34	3.4
Craig Sword	14	33	2.4
Trivante Bloodman	14	26	1.9
Colin Borchert	14	21	1.5
Fred Thomas	13	18	1.4

Steals	G	No.	Stl/G
Craig Sword	14	27	1.9
Trivante Bloodman	14	17	1.2
Fred Thomas	13	16	1.2
I.J. Ready	10	14	1.4
Colin Borchert	14	14	1.0
Gavin Ware	14	14	1.0

Blocked Shots	G	No.	Blk/G
Colin Borchert	14	17	1.2
Fred Thomas	13	10	0.8
Gavin Ware	14	6	0.4
Craig Sword	14	3	0.2
Dre Applewhite	12	1	0.1

Minutes	G	No.	Min/G
Craig Sword	14	394	28.1
Fred Thomas	13	386	29.7
Colin Borchert	14	374	26.7
Gavin Ware	14	359	25.6
Roquez Johnson	14	317	22.6

Turnovers	G	No.	TO/G
Craig Sword	14	42	3.0
Colin Borchert	14	28	2.0
Roquez Johnson	14	23	1.6
Gavin Ware	14	23	1.6
Fred Thomas	13	21	1.6

2013-14 Mississippi State Basketball
Mississippi State Team High/Low Analysis (as of Jan 08, 2014)
All games



Mississippi State - TEAM GAME HIGHS

POINTS	94	MISS. VALLEY STATE (11-19-13)
	78	FLORIDA A&M (12-17-13)
	78	KENNESAW STATE (11-14-13)
	77	MD EASTERN SHORE (01-02-14)
	71	vs USF (12-22-13)
	71	PRAIRIE VIEW (11-08-13)
FIELD GOALS MADE	35	MISS. VALLEY STATE (11-19-13)
	29	MD EASTERN SHORE (01-02-14)
FIELD GOAL ATTEMPTS	67	MISS. VALLEY STATE (11-19-13)
	64	PRAIRIE VIEW (11-08-13)
FIELD GOAL PERCENTAGE	.543 (25-46)	vs SE Louisiana (12-13-13)
	.522 (35-67)	MISS. VALLEY STATE (11-19-13)
3 PT FIELD GOALS MADE	8	KENNESAW STATE (11-14-13)
	6	MD EASTERN SHORE (01-02-14)
3 PT FG ATTEMPTS	23	KENNESAW STATE (11-14-13)
	18	FLORIDA A&M (12-17-13)
	18	TCU (12-05-13)
3 PT FG PERCENTAGE	.400 (6-15)	MD EASTERN SHORE (01-02-14)
	.375 (3-8)	vs SE Louisiana (12-13-13)
FREE THROWS MADE	33	FLORIDA A&M (12-17-13)
	19	MISS. VALLEY STATE (11-19-13)
FREE THROW ATTEMPTS	45	FLORIDA A&M (12-17-13)
	28	vs SE Louisiana (12-13-13)
	28	LOYOLA CHICAGO (12-01-13)
FREE THROW PERCENTAGE	.778 (14-18)	at Kentucky (01/08/14)
	.750 (9-12)	vs UNLV (12-23-13)
REBOUNDS	51	PRAIRIE VIEW (11-08-13)
	43	MD EASTERN SHORE (01-02-14)
ASSISTS	18	MD EASTERN SHORE (01-02-14)
	18	at Utah State (11-23-14)
STEALS	15	FLORIDA GULF COAST (12-19-13)
	15	KENNESAW STATE (11-14-13)
BLOCKED SHOTS	6	JACKSON STATE (11-27-13)
	5	FLORIDA A&M (12-17-13)
TURNOVERS	21	PRAIRIE VIEW (11-08-13)
	19	JACKSON STATE (11-27-13)
FOULS	26	at Utah State (11-23-14)
	22	at Kentucky (01/08/14)
	22	vs UNLV (12-23-13)
	22	TCU (12-05-13)

2013-14 Mississippi State Basketball
Mississippi State High/Low Analysis (as of Jan 08, 2014)
All games



Opponent - GAME HIGHS

POINTS	87	at Utah State (11-23-14)
	85	at Kentucky (01/08/14)
	82	vs UNLV (12-23-13)
	72	MISS. VALLEY STATE (11-19-13)
	71	TCU (12-05-13)
FIELD GOALS MADE	30	at Kentucky (01/08/14)
	28	at Utah State (11-23-14)
	28	MISS. VALLEY STATE (11-19-13)
FIELD GOAL ATTEMPTS	73	FLORIDA A&M (12-17-13)
	63	MD EASTERN SHORE (01-02-14)
	63	vs SE Louisiana (12-13-13)
FIELD GOAL PERCENTAGE	.519 (28-54)	at Utah State (11-23-14)
	.492 (30-61)	at Kentucky (01/08/14)
3 PT FIELD GOALS MADE	11	vs UNLV (12-23-13)
	11	at Utah State (11-23-14)
3 PT FG ATTEMPTS	29	MD EASTERN SHORE (01-02-14)
	26	vs UNLV (12-23-13)
3 PT FG PERCENTAGE	.478 (11-23)	at Utah State (11-23-14)
	.429 (6-14)	TCU (12-05-13)
FREE THROWS MADE	25	TCU (12-05-13)
	21	at Kentucky (01/08/14)
FREE THROW ATTEMPTS	33	at Kentucky (01/08/14)
	31	TCU (12-05-13)
FREE THROW PERCENTAGE	.857 (12-14)	LOYOLA CHICAGO (12-01-13)
	.857 (12-14)	MISS. VALLEY STATE (11-19-13)
REBOUNDS	48	FLORIDA A&M (12-17-13)
	44	at Kentucky (01/08/14)
ASSISTS	19	at Utah State (11-23-14)
	18	at Kentucky (01/08/14)
STEALS	10	PRAIRIE VIEW (11-08-13)
	8	FLORIDA A&M (12-17-13)
	8	JACKSON STATE (11-27-13)
BLOCKED SHOTS	7	at Kentucky (01/08/14)
	5	vs UNLV (12-23-13)
TURNOVERS	26	KENNESAW STATE (11-14-13)
	21	FLORIDA GULF COAST (12-19-13)
FOULS	29	FLORIDA A&M (12-17-13)
	24	vs SE Louisiana (12-13-13)
	24	LOYOLA CHICAGO (12-01-13)

2013-14 Mississippi State Basketball
Mississippi State High/Low Analysis (as of Jan 08, 2014)
All games



Mississippi State - GAME LOWS

POINTS	58	JACKSON STATE (11-27-13)
	61	TCU (12-05-13)
	63	at Kentucky (01/08/14)
	65	LOYOLA CHICAGO (12-01-13)
	66	FLORIDA GULF COAST (12-19-13)
	66	vs UNLV (12-23-13)
FIELD GOALS MADE	20	JACKSON STATE (11-27-13)
	20	FLORIDA A&M (12-17-13)
FIELD GOAL ATTEMPTS	46	JACKSON STATE (11-27-13)
	46	vs SE Louisiana (12-13-13)
FIELD GOAL PERCENTAGE	.392 (20-51)	FLORIDA A&M (12-17-13)
	.404 (23-57)	at Kentucky (01/08/14)
3 PT FIELD GOALS MADE	1	vs UNLV (12-23-13)
	3	TCU (12-05-13)
	3	vs SE Louisiana (12-13-13)
	3	at Kentucky (01/08/14)
3 PT FG ATTEMPTS	8	vs SE Louisiana (12-13-13)
	11	vs UNLV (12-23-13)
	11	at Kentucky (01/08/14)
3 PT FG PERCENTAGE	.091 (1-11)	vs UNLV (12-23-13)
	.167 (3-18)	TCU (12-05-13)
FREE THROWS MADE	9	vs UNLV (12-23-13)
	10	TCU (12-05-13)
FREE THROW ATTEMPTS	12	vs UNLV (12-23-13)
	17	at Utah State (11-23-14)
FREE THROW PERCENTAGE	.500 (10-20)	TCU (12-05-13)
	.536 (15-28)	vs SE Louisiana (12-13-13)
REBOUNDS	23	at Utah State (11-23-14)
	27	LOYOLA CHICAGO (12-01-13)
ASSISTS	6	JACKSON STATE (11-27-13)
	8	FLORIDA GULF COAST (12-19-13)
STEALS	6	JACKSON STATE (11-27-13)
	7	LOYOLA CHICAGO (12-01-13)
	7	MD EASTERN SHORE (01-02-14)
BLOCKED SHOTS	0	FLORIDA GULF COAST (12-19-13)
	0	at Kentucky (01/08/14)
TURNOVERS	9	LOYOLA CHICAGO (12-01-13)
	11	MISS. VALLEY STATE (11-19-13)
FOULS	7	MD EASTERN SHORE (01-02-14)
	12	FLORIDA A&M (12-17-13)

2013-14 Mississippi State Basketball
Mississippi State High/Low Analysis (as of Jan 08, 2014)
All games



Opponent - GAME LOWS

POINTS	53	FLORIDA GULF COAST (12-19-13)
	55	KENNESAW STATE (11-14-13)
	56	PRAIRIE VIEW (11-08-13)
	56	JACKSON STATE (11-27-13)
	62	vs SE Louisiana (12-13-13)
FIELD GOALS MADE	19	PRAIRIE VIEW (11-08-13)
	20	KENNESAW STATE (11-14-13)
	20	JACKSON STATE (11-27-13)
	20	TCU (12-05-13)
FIELD GOAL ATTEMPTS	44	KENNESAW STATE (11-14-13)
	44	TCU (12-05-13)
FIELD GOAL PERCENTAGE	.342 (25-73)	FLORIDA A&M (12-17-13)
	.370 (20-54)	JACKSON STATE (11-27-13)
3 PT FIELD GOALS MADE	1	JACKSON STATE (11-27-13)
	3	PRAIRIE VIEW (11-08-13)
	3	FLORIDA GULF COAST (12-19-13)
3 PT FG ATTEMPTS	10	JACKSON STATE (11-27-13)
	12	MISS. VALLEY STATE (11-19-13)
3 PT FG PERCENTAGE	.100 (1-10)	JACKSON STATE (11-27-13)
	.136 (3-22)	PRAIRIE VIEW (11-08-13)
FREE THROWS MADE	3	MD EASTERN SHORE (01-02-14)
	6	vs SE Louisiana (12-13-13)
FREE THROW ATTEMPTS	4	MD EASTERN SHORE (01-02-14)
	8	vs SE Louisiana (12-13-13)
FREE THROW PERCENTAGE	.529 (9-17)	KENNESAW STATE (11-14-13)
	.533 (8-15)	FLORIDA GULF COAST (12-19-13)
REBOUNDS	27	PRAIRIE VIEW (11-08-13)
	27	MISS. VALLEY STATE (11-19-13)
ASSISTS	5	JACKSON STATE (11-27-13)
	6	PRAIRIE VIEW (11-08-13)
	6	FLORIDA GULF COAST (12-19-13)
STEALS	2	LOYOLA CHICAGO (12-01-13)
	3	at Utah State (11-23-14)
	3	vs USF (12-22-13)
	3	vs UNLV (12-23-13)
BLOCKED SHOTS	0	JACKSON STATE (11-27-13)
	1	MISS. VALLEY STATE (11-19-13)
	1	LOYOLA CHICAGO (12-01-13)
	1	vs SE Louisiana (12-13-13)
	1	MD EASTERN SHORE (01-02-14)
TURNOVERS	11	MD EASTERN SHORE (01-02-14)
	12	vs SE Louisiana (12-13-13)
	12	at Kentucky (01/08/14)
FOULS	13	MD EASTERN SHORE (01-02-14)
	16	JACKSON STATE (11-27-13)

2013-14 Mississippi State Basketball
Mississippi State Player High/Low Analysis (as of Jan 08, 2014)
All games



Mississippi State - INDIVIDUAL GAME HIGHS

Points	24	Craig Sword vs TCU (12-05-13)
	24	Craig Sword vs Loyola Chicago (12-01-13)
	23	Gavin Ware vs Miss. Valley State (11-19-13)
	22	Colin Borchert vs MD Eastern Shore (01-02-14)
	22	Craig Sword vs SE Louisiana (12-13-13)
Field Goals Made	10	Gavin Ware vs MD Eastern Shore (01-02-14)
	9	Craig Sword vs SE Louisiana (12-13-13)
	9	Craig Sword vs TCU (12-05-13)
Field Goal Att.	14	Gavin Ware vs MD Eastern Shore (01-02-14)
	14	Fred Thomas vs Kennesaw State (11-14-13)
FG Pct (min 5 made)	.833 (5-6)	Trivante Bloodman at Kentucky (01/08/14)
	.818 (9-11)	Craig Sword vs SE Louisiana (12-13-13)
3-Point FG Made	4	Fred Thomas vs USF (12-22-13)
	4	Fred Thomas vs Kennesaw State (11-14-13)
3-Point FG Att.	8	Fred Thomas vs Florida Gulf Coast (12-19-13)
	8	Fred Thomas vs Kennesaw State (11-14-13)
3-Pt FG Pct (min 2 made)	1.000 (2-2)	I.J. Ready vs Florida Gulf Coast (12-19-13)
	1.000 (2-2)	Craig Sword vs SE Louisiana (12-13-13)
Free Throws Made	10	Craig Sword vs Florida A&M (12-17-13)
	9	Craig Sword at Kentucky (01/08/14)
Free Throw Att.	12	Craig Sword vs Florida A&M (12-17-13)
	12	Roquez Johnson vs Loyola Chicago (12-01-13)
FT Pct (min 3 made)	1.000 (6-6)	Colin Borchert vs MD Eastern Shore (01-02-14)
	1.000 (4-4)	Roquez Johnson vs UNLV (12-23-13)
	1.000 (4-4)	I.J. Ready vs Florida Gulf Coast (12-19-13)
	1.000 (4-4)	Colin Borchert vs SE Louisiana (12-13-13)
	1.000 (4-4)	Dre Applewhite vs Prairie View (11-08-13)
Rebounds	16	Gavin Ware vs MD Eastern Shore (01-02-14)
	15	Gavin Ware vs USF (12-22-13)
	15	Gavin Ware vs Prairie View (11-08-13)
Assists	7	I.J. Ready vs USF (12-22-13)
	6	I.J. Ready vs MD Eastern Shore (01-02-14)
	6	Trivante Bloodman at Utah State (11-23-14)
	6	I.J. Ready vs Kennesaw State (11-14-13)
Steals	5	I.J. Ready vs Florida Gulf Coast (12-19-13)
	5	Craig Sword vs TCU (12-05-13)
Blocked Shots	3	Colin Borchert vs Florida A&M (12-17-13)
	2	Fred Thomas vs MD Eastern Shore (01-02-14)
	2	Colin Borchert vs UNLV (12-23-13)
	2	Colin Borchert vs SE Louisiana (12-13-13)
	2	Fred Thomas vs TCU (12-05-13)
	2	Craig Sword vs Jackson State (11-27-13)
	2	Colin Borchert vs Jackson State (11-27-13)
	2	Gavin Ware vs Jackson State (11-27-13)
	2	Fred Thomas at Utah State (11-23-14)
	2	Colin Borchert vs Miss. Valley State (11-19-13)
	2	Colin Borchert vs Kennesaw State (11-14-13)
Turnovers	6	Colin Borchert vs SE Louisiana (12-13-13)
	6	Craig Sword vs Prairie View (11-08-13)
Fouls	5	Colin Borchert at Kentucky (01/08/14)
	5	Gavin Ware vs UNLV (12-23-13)
	5	Dre Applewhite vs UNLV (12-23-13)
	5	Roquez Johnson vs USF (12-22-13)

5	Colin Borchert vs Loyola Chicago (12-01-13)
5	Roquez Johnson at Utah State (11-23-14)

2013-14 Mississippi State Basketball
Mississippi State Opponent High/Low Analysis (as of Jan 08, 2014)
All games



OPPONENT INDIVIDUAL GAME HIGHS

Points	26		Young, James at Kentucky (01/08/14)
	26		Antonnio Benton vs SE Louisiana (12-13-13)
	22		Milton Doyle vs Loyola Chicago (12-01-13)
	22		Nobles, Julysses vs Jackson State (11-27-13)
	21		MEDLIN, Preston at Utah State (11-23-14)
Field Goals Made	10		Antonnio Benton vs SE Louisiana (12-13-13)
	8		Young, James at Kentucky (01/08/14)
	8		Nobles, Julysses vs Jackson State (11-27-13)
Field Goal Att.	21		Nobles, Julysses vs Jackson State (11-27-13)
	18		Young, James at Kentucky (01/08/14)
	18		KyRee JONES vs MD Eastern Shore (01-02-14)
FG Pct (min 5 made)	.833	(5-6)	Cauley-Stein, Willie at Kentucky (01/08/14)
	.833	(5-6)	Poythress, Alex at Kentucky (01/08/14)
	.833	(5-6)	Currington, James vs Miss. Valley State (11-19-13)
3-Point FG Made	4		KyRee JONES vs MD Eastern Shore (01-02-14)
	4		OLEKAIBE, Kevin vs UNLV (12-23-13)
	4		MEDLIN, Preston at Utah State (11-23-14)
3-Point FG Att.	12		KyRee JONES vs MD Eastern Shore (01-02-14)
	10		Young, James at Kentucky (01/08/14)
3-Pt FG Pct (min 2 made)	1.000	(3-3)	BROWN, Yonel vs Kennesaw State (11-14-13)
	.750	(3-4)	Devon WALKER vs MD Eastern Shore (01-02-14)
Free Throws Made	8		ALLEN JR, Corey vs USF (12-22-13)
	7		Young, James at Kentucky (01/08/14)
	7		Kyan Anderson vs TCU (12-05-13)
Free Throw Att.	9		Young, James at Kentucky (01/08/14)
	9		FIELER, Chase vs Florida Gulf Coast (12-19-13)
	9		Nobles, Julysses vs Jackson State (11-27-13)
FT Pct (min 3 made)	1.000	(8-8)	ALLEN JR, Corey vs USF (12-22-13)
	1.000	(7-7)	Kyan Anderson vs TCU (12-05-13)
	1.000	(4-4)	SMITH, Roscoe vs UNLV (12-23-13)
	1.000	(4-4)	STONE, Jordan at Utah State (11-23-14)
	1.000	(4-4)	Priar, DeAngelo vs Miss. Valley State (11-19-13)
Rebounds	16		Karviar Shepherd vs TCU (12-05-13)
	14		Randle, Julius at Kentucky (01/08/14)
Assists	7		BROWN, Yonel vs Kennesaw State (11-14-13)
	6		Isaac SMITH vs MD Eastern Shore (01-02-14)
	6		Joshua Filmore vs SE Louisiana (12-13-13)
	6		MEDLIN, Preston at Utah State (11-23-14)
Steals	3		Jarvis Ray vs TCU (12-05-13)
	3		West, Brandon vs Jackson State (11-27-13)
	3		Tre Hagood vs Prairie View (11-08-13)
Blocked Shots	4		Onyekachukwu ODI vs Florida A&M (12-17-13)
	3		Poythress, Alex at Kentucky (01/08/14)
	3		BIRCH, Khem vs UNLV (12-23-13)
	3		Karviar Shepherd vs TCU (12-05-13)
Turnovers	7		JONES, Jamail vs Florida Gulf Coast (12-19-13)
	6		Kyan Anderson vs TCU (12-05-13)
Fouls	5		ALLEN JR, Corey vs USF (12-22-13)
	5		HICKS, Nate vs Florida Gulf Coast (12-19-13)
	5		Matt O'Leary vs Loyola Chicago (12-01-13)
	5		Francis, Julius vs Miss. Valley State (11-19-13)
	5		OSEMHEN, Andrew vs Kennesaw State (11-14-13)
	5		MORENA, Bernard vs Kennesaw State (11-14-13)

