

2014-15
Game Notes

10 NCAA Appearances | 1 Final Four | 6 SEC Championships | 3 SEC Tournament Titles | 18 Postseason Appearances



Game 16

MISSISSIPPI STATE
Bulldogs (7-8, 0-2)

vs.

Texas A&M
Aggies (9-5, 0-2)

Mississippi State Athletic Media Relations

55 Coliseum Boulevard, Mississippi State, MS 39762

GREGG ELLIS, Associate Director

(W) 662.325.3595 | (C) 662.322.0145 | gellis@athletics.msstate.edu

Twitter: @msusportsgregg & @HailStateMBK | www.hailstate.com

Facebook: facebook.com/HailStateMBK

Instagram: HailStateMBK

Series Information

Series: 3-3

Home: 1-1

Away: 0-1

Neutral: 2-1

Current Streak: TAMU +1

Last Meeting: UF, 72-52 (2014)

Series Note: The Bulldogs and Aggies met three times before Texas A&M joined the SEC, with MSU claiming two wins.



Game Information

When: Tuesday, January 13, 2015

Time: 8 p.m. CT

Location: College Station, Texas

Arena: Reed Arena (12,989)

TV: SEC Network

PxP: Matt Stewart

Analyst: Daymeon Fishback

MSU Radio Network:

PxP: Jim Ellis

Analyst: Richard Williams

Sirius/XM: 93/190

Mississippi State Coach: Rick Ray

MSU Record: 31-49, 3rd year

Career Record: Same

Texas A&M Coach: Billy Kennedy

Texas A&M Record: 59-54, 4th year

Career Record: 270-233, 17th year

2014-15 MSU Schedule/Results

NOVEMBER

14	WESTERN CAROLINA	W, 66-56
17	MISSISSIPPI VALLEY STATE	W, 89-68
22	UTAH STATE	W, 71-63
24	CLAYTON STATE	W, 59-46

Corpus Christi Coastal Challenge

28	vs. St. Louis	W, 75-50
29	vs. TCU	L, 61-52

DECEMBER

6	at Tulane	L, 59-54
13	at Oregon State	L, 59-49
17	ARKANSAS STATE	L, 69-55
20	vs. USC Upstate ^	L, 53-51
23	JACKSONVILLE	W, 70-47
30	MCNEESE STATE	L, 66-47

JANUARY

2	FLORIDA STATE	W, 62-55
7	TENNESSEE	L, 61-47
10	at Florida	L, 72-47
13	at Texas A&M (SEC Network)	8 p.m.
17	VANDERBILT (FSN)	3 p.m.
21	at Auburn (SEC Network)	8 p.m.
24	GEORGIA (FSN)	2 p.m.
28	at Ole Miss (SEC Network)	8 p.m.
31	LSU (SEC Network)	1 p.m.

FEBRUARY

3	at Tennessee (SEC Network)	6 p.m.
7	at Arkansas (SEC Network)	3 p.m.
10	ALABAMA (SEC Network)	8 p.m.
14	at Missouri (ESPN2)	3 p.m.
19	OLE MISS (ESPN2)	8 p.m.
21	ARKANSAS (FSN)	3 p.m.
25	KENTUCKY (SEC Network)	6 p.m.
28	at South Carolina (SEC Network)	5 p.m.

MARCH

4	at Vanderbilt (SEC Network)	8 p.m.
7	MISSOURI (SEC Network)	5:30 p.m.

2015 SEC Tournament

11-15	TBA +	TBA
-------	-------	-----

^ - Jackson, Miss (Mississippi Coliseum)

+ - Nashville (Bridgestone Arena)

WHAT TO NOTE AS MSU PLAYS TEXAS A&M . . .

- ✓ In the last three games, Mississippi State has received great production from its bench as the reserves have scored 86 points.
- ✓ In his last three games, junior guard **Craig Sword** is 10-12 at the foul line. On the year, he is shooting .650. For his career, he is .594.
- ✓ Mississippi State is third in the SEC and 27th nationally in points allowed at 59.0. Eight times this year, MSU has held its opponents below 60 points.
- ✓ Against Florida, sophomore guard **I.J. Ready** had 5 assists and 0 turnovers. On the year, he has 26 assists and just 13 turnovers in 13 games.
- ✓ Three games prior to the Florida outing, **Fred Thomas** was just 3 of 22 beyond the arc. But against the Gators he was 3-5. For his career, he has 111 made 3-pointers. He needs just 21 more to move into the MSU Top 10 career leaders.
- ✓ The Bulldogs are looking to avoid an 0-3 start in SEC play for the first time since 2006 when it began 0-7 en route to a 5-11 finish.
- ✓ Mississippi State is looking to snap a 20-game road losing streak, dating back to January of 2013 when it won at Georgia, 72-61. This year, MSU is 0-3 with losses at Tulane, Oregon State and Florida.
- ✓ The Bulldogs are also looking to snap a 15-game losing streak in SEC play, the second longest in school history and 4th in league history. Twice, the Bulldogs dropped 16 straight — 1945-46 and 1981-82.
- ✓ First-year Texas A&M assistant coach Rick Stansbury served as MSU's head coach from 1999-2012 and amassed a school-record 293 wins. He broke the record of current MSU radio analyst Richard Williams, who had 191 wins from 1987-98.

MSU BY THE NUMBER

65 — At the halftime buzzer against Florida, freshman Demetrius Houston hit a **65-foot** shot.

MISSISSIPPI STATE PROJECTED STARTING 5

G . 5-11 . 170 . So	F . 6-11 . 222 . Fr	G . 6-8 . 219 . Jr	G . 6-3 . 196 . Jr	F . 6-9 . 224 . Fr
15 I.J. Ready	22 Fallou Ndoye	23 Travis Daniels	32 Craig Sword	33 Oliver Black
				
Pts.: 6.5 Rbs.: 1.2 Assts.: 2.0 Stl.: 1.3	Pts.: 3.5 Rbs.: 2.1 Assts.: 0.3 Stl.: 0.3	Pts.: 7.0 Rbs.: 5.1 Assts.: 0.5 Stl.: 0.6	Pts.: 4.6 Rbs.: 1.7 Assts.: 0.9 Stl.: 0.7	Pts.: 1.3 Rbs.: 2.3 Assts.: 0.2 Stl.: 0.3

TEXAS A&M PREVIEW/SERIES

2014-15 STATS	PPG	FG%	3FG%	FT%	RB	RBM	A	S	B	T	TM
Mississippi State (7-8, 0-2)	59.6	42.7	26.8	70.0	34.5	+4.1	8.0	7.1	3.1	14.5	-1.6
Texas A&M (9-5, 0-2)	67.8	45.3	32.1	63.4	35.9	+2.9	15.3	5.9	2.8	11.9	+2.2

Leaders	Scoring	Rebounds	Assists	Steals	Blocks
MSU	Thomas, 10.3	Ware, 6.2	Bloodman, 2.7	Thomas, 1.3	Ware, 1.4
Texas A&M	Jones, 13.3	Jones, 6.0	Caruso, 6.1	Caruso, 2.3	Jones, 0.7

Texas A&M's Last 5 Games		
Date	Opponent	Score
12-14-14	at Kansas State	L, 71-64
12-20-14	Mercer	W, 65-50
01-03-15	Hartford	W, 58-49
01-06-15	at Alabama	L, 65-44
01-10-15	Kentucky	L, 70-64

- Last Time Out For Texas A&M**
- ✓ Texas A&M led 28-25 at halftime.
 - ✓ The Aggies were 23-69 shooting, 2-15 from 3-point range.
 - ✓ UK was 18-64 shooting, 9-28 from long range.
 - ✓ Wildcats held a slim advantage of the boards, 53-32.
 - ✓ Danuel House paced TAMU with 25 points, while Kourtney Roberson had 11..
 - ✓ Alex Caruso had a game-high 10 rebounds.

- Rick Ray vs. Texas A&M (1-2)**
- 2013: TAMU, 55-49 (OT) Starkville
 2014: MSU, 81-72 (OT) Starkville
 TAMU, 72-52 College Station
- Most Points Scored: 58**
Fewest Points Scored: 47
Most Points Allowed: 83
Fewest Points Allowed: 62

NEXT FOUR FOR MSU ...

January 17

Vanderbilt
 3 p.m.
 Starkville, MS
 TV: FSN
 Series: Vanderbilt leads, 76-46

January 21

Auburn
 8 p.m.
 Auburn, AL
 TV: SEC Network
 Series: Auburn leads, 73-67

January 24

Georgia
 2 p.m.
 Starkville, MS
 TV: FSN
 Series: Georgia leads, 54-53

January 28

Ole Miss
 8 p.m.
 Oxford, MS
 TV: SEC Network
 Series: MSU leads, 141-109

LAST MEETING

Mississippi State 52 - 13-9, 3-6 SEC																		
#	Player	Total			3-Pr			Rebounds			PF	TP	A	TO	Blk	Stl	Min	
		FG-FGA	FG-FGA	FT-FTA	Off	Def	Total											
01	Fred Thomas	2-7	1-5	5-5	0	4	4	1	10	3	0	2	0	30				
09	Colin Borchert	3-9	1-3	0-0	3	4	7	5	7	0	3	0	1	24				
16	I.J. Ready	2-5	1-2	0-0	0	1	1	1	5	1	2	0	1	20				
20	Gavin Ware	3-4	0-0	1-2	1	6	7	3	7	0	2	1	1	32				
22	Craig Soward	3-12	2-4	2-4	0	3	3	1	10	4	2	1	1	27				
04	Trivante Bloodman	2-4	1-3	0-0	0	1	1	1	5	2	2	0	0	23				
11	Jacoby Davis	1-1	1-1	0-0	0	1	1	1	3	1	2	0	0	13				
12	De'Runya Wilson	0-0	0-0	0-0	0	1	1	0	0	0	1	0	0	3				
18	Tevin Moore	0-0	0-0	0-0	0	0	0	0	0	0	0	0	0	2				
24	Tyson Cunningham	1-1	1-1	0-0	0	0	0	1	3	0	1	0	0	5				
26	Roquez Johnson	1-5	0-0	0-0	2	4	6	2	2	1	2	0	0	21				
Team					1	1	2											
Totals		18-48		8-11	7		26	33	16	52	12	17	4	4	200			
FG % 1st Half: 9-22		40.9%		2nd half: 9-26		34.6%		Game: 18-48		37.5%		Deadball		Rebounds				
3FG % 1st Half: 4-7		57.1%		2nd half: 4-12		33.3%		Game: 8-10		80.0%		1						
FT % 1st Half: 4-5		80.0%		2nd half: 4-4		100.0%		Game: 8-11		72.7%								
Texas A&M 72 - 13-9, 4-5 SEC																		
#	Player	Total			3-Pr			Rebounds			PF	TP	A	TO	Blk	Stl	Min	
		FG-FGA	FG-FGA	FT-FTA	Off	Def	Total											
02	Shawn Smith	4-9	0-3	2-4	0	1	1	0	10	3	0	0	1	29				
05	Jordan Green	3-3	1-1	0-0	0	5	5	1	7	5	1	0	2	28				
14	Kourtney Roberson	7-9	0-0	0-2	2	4	6	3	14	1	0	0	1	25				
21	Alex Caruso	1-3	0-2	2-4	0	3	3	3	4	10	2	1	0	31				
26	Jamal Jones	7-14	4-8	2-2	1	6	7	1	20	1	3	0	1	32				
04	Tavario Miller	2-2	0-0	1-2	0	1	1	1	5	0	0	0	0	4				
10	Elake McDonald	0-0	0-0	0-0	0	0	0	1	0	0	0	0	0	9				
12	Fahyon Harris	1-3	0-2	0-0	0	1	1	0	2	0	0	0	0	12				
16	Devonte Fitzgerald	3-9	1-2	0-1	0	1	1	0	7	1	0	1	1	13				
24	Antwan Space	0-0	0-0	1-2	1	0	1	0	1	0	0	0	0	4				
26	Kyle Dobbins	0-1	0-0	0-0	0	0	0	0	0	1	0	0	1	1				
46	Dylan Johns	1-4	0-0	0-0	3	2	5	4	2	0	0	0	0	12				
Team					0	1	1											
Totals		29-57		6-18	8-17		7		25	32	14	72	22	6	2	7	200	
FG % 1st Half: 11-31		35.5%		2nd half: 18-26		69.2%		Game: 29-57		50.9%		Deadball		Rebounds				
3FG % 1st Half: 1-12		8.3%		2nd half: 5-4		55.6%		Game: 8-18		44.4%		4						
FT % 1st Half: 3-4		75.0%		2nd half: 5-11		45.5%		Game: 8-17		47.1%								
Officials: Pat Adams, Antonio Patten, Lucie Jones																		
Technical fouls: Mississippi State-None, Texas A&M-None.																		
Attendance: 4628																		
Score by periods				1st	2nd	Total	Points				In	Off	2nd	Fast	Break	Reb		
Mississippi State				26	26	52	MS				14	1	22	7	0	19	17	
Texas A&M				26	46	72	TAMU				40	22	6	9	9	10	17	

Series Breakdown ...

TEXAS A&M

(Tied, 3-3)
 Last MSU win: 81-72 (2013-14)
 Last A&M win: 72-52 (2013-14)
 Current A&M win streak: 1
 Biggest MSU win: 62-49 (1966-67)
 Biggest A&M win: 72-52 (2013-14)
 Most MSU points: 81 (2013-14)
 Most A&M points: 72 (2013-14)

at College Station
 (TAMU leads, 1-0)
 Last MSU win: NA
 Last A&M win: 72-52 (2013-14)
 Current TAMU win streak: 1
 Biggest MSU win: NA
 Biggest A&M win: 72-52 (2013-14)
 Most MSU points: 52 (2013-14)
 Most A&M points: 72 (2013-14)

MSU PLAYERS VERSUS TEXAS A&M

Player	G-GS	Mins	FGM-FGA	Pct	3GM-3GA	Pct	FTM-FTA	Pct	Rebs	Ast	TO	BS	Stl	Pts
Bloodman	3-2	89	3-8	.375	2-4	.500	5-6	.833	7-2.3	7	9	0	4	13-4.3
Johnson	3-0	62	4-14	.286	0-0	.000	1-3	.333	13-4.3	1	3	0	0	9-3.0
Ready	1-1	20	2-5	.400	1-2	.500	0-0	.000	1-1.0	1	2	0	1	5-5.0
Sword	3-3	89	13-30	.433	5-10	.500	10-17	.588	11-3.7	10	11	3	2	41-13.7
Thomas	3-2	90	8-20	.400	2-10	.200	7-8	.875	11-3.7	6	3	2	3	25-8.3
Ware	3-3	103	17-26	.654	0-0	.000	9-14	.643	21-7.0	2	5	2	4	43-14.3

NOTES

BUTLER AWARDED SCHOLARSHIP

Mississippi State senior guard walk-on Isaiah Butler was awarded a scholarship last Thursday. The first-year player was a member of the practice squad last season.

WARE CLIMBING REBOUNTING RECORD BOOK

In the win against Florida State, junior forward Gavin Ware had 8 rebounds en rout to reaching 500 for his career.

He now has 523 and needs just 69 more to move into the Top 20 in MSU history.

TOP 30 NATIONALLY IN DEFENSE

Mississippi State finds itself ranked in the Top 50 nationally in points allowed.

The Bulldogs are yielding just 59.0 points, the, 29th fewest.

Eight times this year, MSU has held its opponents to 60 points or fewer.

TOUGH DAY ON THE BOARDS

Against Tennessee in the SEC opener last week, the Bulldogs were out-rebounded 44-28.

That was the most rebounds MSU has allowed this season, while the deficit was also the largest.

GETTING TO THE FOUL LINE

Also against Tennessee, Mississippi State got to the foul line a season-high 44 times, the most since having 43 attempts last January in a win against Auburn.

On the year, MSU making 70.0 percent of its foul shots, the seventh best percentage in the SEC.

47 POINTS A SEASON LOW

Three times this year, Mississippi State has managed just 47 points — McNeese and both SEC games against Tennessee and Florida.

On the year, the Bulldogs are averaging 5906 points, the fewest in the SEC and the 317th fewest in the nation.

40 POINTS A SEASON HIGH

In the second half against Florida State, Mississippi State totaled 40 points in the 62-55 come-from-behind win. It was the most points MSU has scored in any half this season.

LIVING/DYING AT THE FOUL LINE

Against Tennessee, the Bulldogs struggled greatly at the charity stripe, making just 24 of their 44 attempts.

There was quite the contrast from the Florida State outing, where they were 12-13 and made all six attempts in the closing 37 seconds to sure the victory.

On the year, MSU is 7th in the SEC with at .700 (217-310).

LARGEST NON-SEC LOSS AT THE HUMP

Mississippi State's 66-47 loss to McNeese State back in December was the largest-margin of defeat to a non-SEC team in Humphrey Coliseum history.

The largest setback ever at the Hump for MSU was in 2013 to Missouri by 42 points, 78-36.

MAN OF STEAL

In his three seasons, Craig Sword has collected 123 steals, including the 60 he had a year ago.

He needs just 16 more to crack the Top 10 in the MSU record books. Ray White (1976-79) is the record holder with 217.

In the last two games, though, he's had zero steals.

1,000 POINT CLUB

Mississippi State has two players that could join the 1,000-point club this year — Craig Sword and Gavin Ware.

Sword needs just 177 more points after he totaled 437 last year. Ware is 268 points shy.

STREAK IN JACKSON SNAPPED

In the loss to USC Upstate in Jackson, MSU's 12-game winning streak at Mississippi Coliseum was snapped.

The Bulldogs are now 16-6 all-time in the venue.

10 AND COUNTING

Against Western Carolina, junior forward Gavin Ware recorded his 10th-career double-double with 14 points and 10 rebounds.

He's currently 11th in the SEC in rebounding (6.2).

400th WIN

On Dec. 1, 1975, the doors of Humphrey Coliseum officially opened with an 85-82 win against Indiana State.

Against Western Carolina in the season opener, MSU collected win No. 400 with the 66-56 victory.

RARE TYPE OF WIN

In his first two seasons at helm, Rick Ray's teams were just 2-37 when having fewer assists than opponents.

This year along, the Bulldogs have won two games when that stat unfolds — Western Carolina in the season opener and then against Florida State.

Now, MSU is 4-45 in that category.

WIN THE REBOUNTING BATTLE, WIN THE GAME

A big key to MSU's success this season is rebounding. And when the Bulldogs win the battle of the boards, they are 6-1, losing for the first time this year against USC Upstate in that category.

MSU is 1-7 when being out-rebounded.

TAKING CHARGE

Mississippi State entered the Jacksonville game with just three charges on the year. Then, the Bulldogs had five.

Trivante Bloodman led the way with his first two of the year.

FIRST TECHNICAL

In his 76th game as a head coach, Rick Ray was issued his first technical in the win against Jacksonville.

The call came with 12:08 to play in the game with the Bulldogs leading 45-33.

LARGEST MARGIN THIS YEAR

The 23-point win (70-47) against the Dolphins was the largest this year at Humphrey Coliseum for MSU.

Overall, it was the second-largest margin of victory as the Bulldogs beat St. Louis by 25 points (75-50) in Corpus Christi, Texas.

EARNING FIRST STARTS

Against USC Upstate, freshman forward Fallou Ndoeye drew his first-career start and responded with 11 points and 3 rebounds.

Then against Jacksonville, Oliver Black was in the starting lineup for the first time.

SEASON LOW IN FIRST HALF POINTS

In the 53-51 loss to USC Upstate in Jackson, Mississippi State managed just 15 points in the first half.

That was the fewest points of any half this season and the least since having 14 vs. Vanderbilt on 2-23-13 in a 72-31 setback.

2014-15 MISSISSIPPI STATE NOTES

SEASON HIGH BEYOND THE ARC

■ Against Oregon State, Mississippi State managed just 49 points.

Yet, the Bulldogs attempted a season-high 23 3-pointers, making six. On the year, MSU is averaging just 3.7 made treys (55).

1 REBOUND SHY OF DOUBLE-DOUBLE

■ Despite the setback to Oregon State, Fred Thomas nearly recorded his first-career double-double against the Beavers.

In 29 minutes, he had 16 points to go along with his career-best 9 rebounds.

ALL-TOURNAMENT TEAM

■ Although Mississippi State lost in the finals of the Corpus Christi Coastal Classic, Gavin Ware and Fred Thomas were selected to the All-Tournament team.

Thomas averaged 14 points, Ware 13.5.

CAREER NIGHT

■ Against St. Louis, Travis Daniels scored a career-high 21 points.

The junior guard drained 8 of his 11 shots and was 4 of 5 beyond the arc.

He also had a career night on the boards at Tulane, hauling in 9.

Only three times this year has he had fewer than 5 rebounds — Western Carolina (1), Arkansas State (2) and McNeese State (4)

D-E-F-E-N-S-E

■ MSU allowed just 46 points versus Clayton State earlier this year. It was the fewest points given up since limiting New Orleans to 46 on Jan. 3, 2013.

On the year, the Bulldogs are third in points allowed in the SEC at 59.0.

HIGH STEAL COUNT

■ Also against Clayton State, the Bulldogs collected a season-high 11 steals.

It was the most steals since also having 11 against Auburn on Feb. 15 last year.

Against Jacksonville, Florida State and Tennessee, MSU nearly matched that total with 10.

LOW ASSISTS COUNT

■ Four times this season, Mississippi State has been credited with fewer 5 or fewer assists.

Against Clayton State, the Bulldogs had just 5. Then against TCU, they were credited with 3. That was the fewest since also having 3 against Missouri on Feb. 13, 2013. Against both Arkansas State and Tennessee, they had 4.

CLEANING THE GLASS

■ Against Mississippi Valley State on Nov. 17, Mississippi State easily won the battle of the boards, 47-25.

It was the largest margin since being plus-20 against LSU on Jan. 25, 2012.

20 IS HIS NUMBER

■ Against Arkansas State, senior forward Roquez Johnson tied his career high with 20 points.

It was the fourth time the Montgomery, Ala., totaled 20 points, the last coming against Mississippi Valley State in November in a win at Humphrey Coliseum.

ALABAMA FLAVOR

■ A quick glance at Mississippi State's roster reveals one very strong common thread — the state of Alabama.

Player wise, the roster features five players from Alabama — Travis Daniels, Demetrius Houston, Roquez Johnson, Craig Sword and De'Runnya Wilson.

In addition, the coaching staff has two ties in Wes Flanigan and George Brooks.

Flanigan was an All-SEC standout at Auburn from 1993-97, while Brooks is a native of Lafayette, Ala.

7 PLAYERS SEE FIRST-TIME ACTION

■ This season, Mississippi State has had seven players see action for the first time playing in the Maroon & White.

In the season opener against Western Carolina, Maurice Dunlap, Demetrius Houston, Falloy Ndoeye and Oliver Black logged their first minutes.

Then against Mississippi Valley State, Isaiah Butler and Jeffery Johnson made their debuts.

BULLDOGS INVITED TO PUERTO RICO

■ On Thursday, MSU learned it will be playing in the 2015 Puerto Rico Classic.

The field features Butler, Miami, Minnesota, Missouri State, Temple, Texas Tech and Utah.

BULLDOGS SIGN THREE

■ In mid-November, Mississippi State took advantage of the early signing period by inking Quindary Weatherspoon, Tookie Brown and Joe Strugg.

Brown is a 5-11, 170-pound guard out of Morgan County High School in Madison, Ga., while Strugg is a 6-8, 200-pound forward from G.W. Carver High School in Montgomery, Ala.

Weatherspoon, rated as the No. 2 overall player in Mississippi and 78th nationally, is a 6-4, 175-pound guard out of Velma Jackson. Recently, the Clinton, Miss., native was named to the Clarion Ledger's Dandy Dozen team.

Strugg is the fourth MSU signee out of Carver the last four years, along with Roquez Johnson, Craig Sword and Demetrius Houston.

HOME LOSING SKID SNAPPED

■ Not only did Mississippi State open the year on a positive note, it snapped a six-game losing skid at Humphrey Coliseum.

Prior to the Bulldogs' 66-56 win against Western Carolina, their last win at the Hump came on Jan. 22, 2014, against Auburn 82-74.

Against Arkansas State on Dec. 17, it's four-game winning streak was snapped.

STAFF CONSISTENCY

■ For the third-consecutive year, Rick Ray's staff remained intact during the offseason.

Back for their third year at Chris Hollender, George Brooks, Wes Flanigan, Adam Gordon and Adam Bauman.

ANOTHER CLEMSON CONNECTION

■ In his first year as a graduate assistant is Tanner Smith, a four-year player at Clemson when Rick Ray was an assistant.

Smith's duties include assisting with on-court workouts, video scouting, academic monitoring and on-campus recruiting.

He comes to MSU after spending the last two years overseas playing professionally.

At Clemson, he scored 986 points, grabbed 459 rebounds, dished out 320 assists and collected 159 steals en route to playing in three NCAA Tournaments.

HUTTON NAMED 2015 SEC LEGEND

■ Doug Hutton has been named the 2015 SEC Legend.

Hutton, a native of Clinton, Miss., played for the Bulldogs from 1961-64 and led MSU to the historic 1963 NCAA Tournament against Loyola-Chicago.

The All-SEC standout was voted team captain his senior year and averaged 14.8 points.

He'll be recognized at the SEC Tournament next March in Nashville.

All-Time MSU Legends

1999: Bailey Howell
2000: Jim Ashmore
2001: W.D. Stroud
2002: Jeff Malone
2003: Joe Dan Gold
2004: Greg Carter
2005: Jack Bouldin
2006: Rickey Brown
2007: Richard Williams
2008: Wiley Peck
2009: Tony Watts
2010: Kermit Davis
2011: Darryl Wilson
2012: Chuck Evans
2013: Horatio Webster
2014: Erick Dampier
2015: Doug Hutton

2014-15 MISSISSIPPI STATE MISCELLANEOUS STATS/SEC STANDINGS

CHARTING THE BULLDOGS

Dunks		How First Points Were Scored	
Gavin Ware	10	3-pointer	3
Roquez Johnson	10	Jumper	7
Fred Thomas	1	Layup	4
Demetrius Houston	1	Dunk	
Fallou Ndoye	4	Free Throw	1
Travis Daniels	2		
Charges Drawn		Final Three Minutes From FT Line	
Craig Sword	2	Trivante Bloodman	14-17
Trivante Bloodman	3	Gavin Ware	4-5
Fallou Ndoye	2	Demetrius Houston	3-5
Gavin Ware	2	I.J. Ready	4-5
Roquez Johnson	3	Fred Thomas	5-6
I.J. Ready	3	Maurice Dunlap	1-2
		Oliver Black	3-6
		Craig Sword	0-2
		Roquez Johnson	6-8
Point Distribution (%)		TOTAL	
Senior	244 (27.3 percent)		40-56 (.714)
Junior	443 (49.6 percent)		
Sophomore	84 (9.4 percent)		
Freshman	123 (13.8 percent)		
TOTAL:	894		
First Sub		Scored First Points	
Fallou Ndoye	8	Trivante Bloodman	1
Demetrius Houston	6	Travis Daniels	5
Oliver Black	2	Roquez Johnson	3
Maurice Dunlap	3	Fred Thomas	2
Ready	3	Gavin Ware	2
Craig Sword	3	Craig Sword	1
Trivante Bloodman	1	I.J. Ready	1
Roquez Johnson	2		
Gavin Ware	3		
Travis Daniels	1		
Isaiah Butler	1		

DIFFERENCE BETWEEN WINNING AND LOSING

Wins	Stat	Losses
70.3	Points	50.2
55.0	Opp. Points	62.5
+15.3	Scoring Margin	-12.2
49.9%	FG%	36.3
37.6%	Opp. FG%	45.0
32.6%	3FG%	22.1
31.1%	Opp. 3FG%	34.6
75.8%	FT%	63.8
56.7%	Opp. FT%	61.8
38.4	Rebounds	31.0
25.0	Opp. Rebounds	35.1
+13.4	Rebound Margin	-4.1
10.6	Assists	5.8
16.0	Turnovers	13.3
-1.9	Turnover Margin	-1.4
7.6	Steals	6.8
4.1	Blocks	2.1

BULLDOGS IN SEC

CATEGORY	RANK
Scoring offense	14
Scoring defense	3
FG%	13
FG % defense	11
3PT FG%	14
3PT FG% defense	10
FT%	7
Rebounds	10
Rebounds allowed	1
Rebound margin	7
Assists	14
Blocked shots	12
Steals	9
Turnover margin	13
Assist/Turnover ratio	14

SEC STANDINGS & RESULTS

2015-15 SEC Standings

	SEC	Overall
Kentucky	2-0 1.000	15-0 1.000
Arkansas	2-0 1.000	13-2 .867
Florida	2-0 1.000	9-6 .600
Alabama	2-0 1.000	12-3 .800
Auburn	1-1 1.000	9-6 .600
LSU	1-1 1.000	12-3 .800
Missouri	1-1 1.000	7-8 .467
Tennessee	1-1 .000	9-5 .643
Vanderbilt	1-1 .000	11-4 .733
Ole Miss	1-1 .000	10-5 .667
Mississippi State	0-2 .000	7-8 .467
Georgia	0-2 .000	9-5 .643
Texas A&M	0-2 .000	9-5 .643
South Carolina	0-2 .000	9-5 .643

SEC SCORES

January 6 (Tuesday)

Arkansas 79, Georgia 75
 Kentucky 89, Ole Miss 86
 Vanderbilt 64, Auburn 52
 Alabama 65, Texas A&M 44

January 7 (Wednesday)

Tennessee 61, Mississippi State 47
 Florida 72, South Carolina 68

January 8 (Thursday)

Missouri 74, LSU 67

January 10 (Saturday)

Kentucky 70, Texas A&M 64
 Alabama 56, Tennessee 38
 Arkansas 82, Vanderbilt 70
 Ole Miss 65, South Carolina 49
 Auburn 85, Missouri 79
 Florida 72, Mississippi State 47
 LSU 87, Georgia 84

UPCOMING GAMES

January 13 (Tuesday)

Arkansas at Tennessee, 6 p.m.
 Alabama at South Carolina, 8 p.m.
 Missouri at Kentucky, 8 p.m.
 Mississippi State at Texas A&M, 8 p.m.

January 14 (Wednesday)

LSU at Ole Miss, 6 p.m.
 Georgia at Vanderbilt, 8 p.m.

January 15 (Thursday)

Auburn at Florida, 6 p.m.

January 17 (Saturday)

Texas A&M at LSU, 11 a.m.
 Florida at Georgia, 1 p.m.
 Kentucky at Alabama, 3 p.m.
 Vanderbilt at Mississippi State, 3 p.m.
 Tennessee at Missouri, 5 p.m.
 South Carolina at Auburn, 7:30 p.m.
 Ole Miss at Arkansas, 8:30 p.m.

As of January 13, 2015

MISSISSIPPI STATE TV/RADIO ROSTER



0 Maurice Dunlap
FR | G | 6-2 | 175
Greenwood, MS



1 Fred Thomas
JR | G | 6-5 | 206
Jackson, MS



2 Demetrius Houston
FR | F | 6-7 | 210
Montgomery, AL



3 Trivante Bloodman
SR | G | 6-0 | 190
The Bronx, NY



4 Johnny Zuppardo
JR | F | 6-9 | 235
Bay St. Louis, MS



5 Isaiah Butler
SR | G | 6-2 | 214
Brandon, MS



10 Jeffery Johnson
SR | G | 6-2 | 172
Memphis, TN



15 I.J. Ready
SO | G | 5-11 | 170
North Little Rock, AR



20 Gavin Ware
JR | F | 6-9 | 260
Starkville, MS



22 Fallou Ndoeye
FR | F | 6-11 | 222
Senegal




23 Travis Daniels
JR | G | 6-8 | 219
Tuscaloosa, AL



25 Roquez Johnson
SR | F | 6-7 | 210
Montgomery, AL



32 Craig Sword
JR | G | 6-3 | 196
Montgomery, AL



33 Oliver Black
FR | F | 6-9 | 224
Jackson, MS



Rick Ray
Head Coach
3rd Year



George Brooks
Assistant Coach
5th Year



Wes Flanigan
Assistant Coach
3rd Year



Chris Hollender
Assistant Coach
3rd Year

MISSISSIPPI STATE ROSTER/MEDIA INFORMATION

Media Information

Credentials

◆Media members may obtain both season credentials and game-by-game passes by contacting Gregg Ellis at 662.325.3595.

Radio Network

◆Bulldog fans can catch all of MSU's games on the radio with the veteran broadcast talent of Jim Ellis (play-by-play), along with Richard Williams serving as the color analyst.

Check local listings for stations carrying the games.

Rick Ray Show

◆"Mississippi State Basketball with Rick Ray" returns for its third year. The 30-minute television program features MSU coach Rick Ray and his 2014-15 squad.

Hosted by veteran sportscaster Jim Ellis, the weekly show will detail game highlights, player interviews, scouting reports on upcoming opponents and courtside profiles showcasing interesting aspects of the MSU basketball program.

SEC Teleconference

◆The SEC's weekly teleconference is every Monday and will be coordinated through the SEC media relations office. To participate, contact Craig Pinkerton of the SEC at 205-458-3038. Rick Ray is scheduled for 11:17 a.m. CT.

Social Networking

◆Media and Bulldog fans can follow MSU tweets this year at both @msusportsregg and @HailStateMBK, in addition to @RickRay1.

On Instagram, media and fans can follow the account @HailStateMBK.

You can also follow MSU online at hailstate.com.



Media On Twitter

Michael Bonner, Clarion Ledger
@MikeBBonner
David Brandt, Associated Press
@davidbrandtAP
Bob Carskadon, HailState Beat
@bobcarskadon
Robbie Faulk, 24/7 Sports
@robbiefaulk247
Paul Jones, 24/7 Sports
@PJ247Sports
Logan Lowery, Daily Journal
@loganlowery
David Murray, Dawgs' Bite
@DawgsBiteMag
Danny P. Smith, Starkville Daily News
@sdndannyp
Gene Swindoll, Gene's Page
@GeneSwindoll
Ben Wait, Starkville Daily News
@bcwait
Brandon Walker, Commercial Dispatch
@BWonStateBeat

2014-15 MISSISSIPPI STATE ROSTER

Numerical Roster

No.	Name	Pos.	Ht.	Wt.	Yr.	Exp.	Hometown
0	Maurice Dunlap	G	6-2	175	Fr.	HS	Greenwood, MS (Amanda Elzy HS)
1	Fred Thomas	G	6-5	206	Jr.	2L	Jackson, MS (Jim Hill HS)
2	Demetrius Houston	F	6-7	210	Fr.	HS	Montgomery, AL (G.W. Carver HS)
3	Trivante Bloodman	G	6-0	190	Sr.	2L	Bronx, NY (Olney Central College)
4	Johnny Zuppardo	F	6-9	235	Jr.	JC	Bay St. Louis, MS (Jones Junior College)
5	Isaiah Butler	G	6-2	214	Sr.	HS	Brandon, MS (Brandon HS)
10	Jeffery Johnson	G	6-2	172	Sr.	HS	Memphis, TN (Germantown HS)
15	I.J. Ready	G	5-11	170	So.	1L	North Little Rock, AR (Parkview HS)
20	Gavin Ware	F	6-9	260	Jr.	2L	Starkville, MS (Starkville HS)
22	Fallou Ndoeye	F	6-11	222	RFr.	HS	Taif, Senegal (Findley Prep)
23	Travis Daniels	G	6-8	219	Jr.	JC	Tuscaloosa, AL (Shelton State CC)
25	Roquez Johnson	F	6-7	210	Sr.	3L	Montgomery, AL (G.W. Carver HS)
32	Craig Sword	G	6-3	196	Jr.	2L	Montgomery, AL (G.W. Carver HS)
33	Oliver Black	F	6-9	224	Fr.	HS	Jackson, MS (Wingfield HS)

Alphabetical Roster

No.	Name	Pos.	Ht.	Wt.	Yr.	Exp.	Hometown
33	Oliver Black	F	6-9	224	Fr.	HS	Jackson, MS (Wingfield HS)
3	Trivante Bloodman	G	6-0	190	Sr.	2L	Bronx, NY (Olney Central College)
5	Isaiah Butler	G	6-2	214	Sr.	HS	Brandon, MS (Brandon HS)
23	Travis Daniels	G	6-8	219	Jr.	JC	Tuscaloosa, AL (Shelton State CC)
0	Maurice Dunlap	G	6-2	175	Fr.	HS	Greenwood, MS (Amanda Elzy HS)
2	Demetrius Houston	F	6-7	210	Fr.	HS	Montgomery, AL (G.W. Carver HS)
10	Jeffery Johnson	G	6-2	172	Sr.	HS	Memphis, TN (Germantown HS)
25	Roquez Johnson	F	6-7	210	Sr.	3L	Montgomery, AL (G.W. Carver HS)
22	Fallou Ndoeye	F	6-11	222	RFr.	HS	Taif, Senegal (Findley Prep)
15	I.J. Ready	G	5-11	170	Fr.	HS	Little Rock, AR (Parkview HS)
32	Craig Sword	G	6-3	196	Jr.	2L	Montgomery, AL (G.W. Carver HS)
1	Fred Thomas	G	6-5	206	Jr.	2L	Jackson, MS (Jim Hill HS)
20	Gavin Ware	F	6-9	260	Jr.	2L	Starkville, MS (Starkville HS)
12	De'Runnya Wilson	F	6-5	225	So.	1L	Birmingham, AL (Wenonah HS)

HEAD COACH:

Rick Ray (Grand View College [IA], 1994; 3rd year)

ASSISTANTS:

Wes Flanigan (Auburn, 1997; 3rd year)

Chris Hollender (Evansville, 1998; 3rd year)

George Brooks (Mississippi State, 1997; 5th year)

Adam Gordon

OPERATIONS:

Tanner Smith

GRADUATE ASSISTANT COACH:

Adam Bauman

VIDEO:

Richard Akins

STRENGTH & CONDITIONING:

Ryan Dotson

TRAINER:

Pronunciation Guide

TRIVANTE BLOODMAN: TRA-VON-TAY

FALLOU NDOYE: FA-LOU NOY

JOHNNY ZUPPARDO: ZOO-PAR-DOUGH

ROQUEZ JOHNSON: RAW-QUEZ

MISSISSIPPI STATE BASKETBALL

GAME 16: TEXAS A&M

GENERAL INFORMATION

Location: _____ Starkville, Mississippi
Founded: _____ February 28, 1878
Enrollment: _____ 20,424
Conference: _____ SEC
Nickname: _____ Bulldogs
Colors: _____ Maroon (PMS 202) & White
Arena: _____ Humphrey Coliseum (10,500)
President: _____ Dr. Mark E. Keenum
Director of Athletics: _____ Scott Stricklin
Faculty Representative: _____ Dr. Steven C. Turner
Web Site: _____ www.hailstate.com
Twitter: _____ @HailStateMBK

BASKETBALL HISTORY

First Year of Basketball: _____ 1908-09
Number of Seasons: _____ 103
All-Time Record: _____ 1,341-1,131
All-Time SEC Record: _____ 558-728
Total Number of Head Coaches: _____ 19
Humphrey Coliseum Record: _____ 405-161
20-Win Seasons: _____ 17
NCAA Tournament Appearances: _____ 10
NCAA Tournament Record: _____ 11-10
NCAA Tournament Final Fours: _____ 1
(1996, lost to Syracuse 77-69 in semis)
NIT Appearances: _____ 8
NIT Record: _____ 7-8
NIT Final Fours: _____ 1
(2007, lost 63-62 to West Virginia in semis)
SEC Championships: _____ 6
(2004, 1991, 1963, 1962, 1961, 1959)
SEC Tournament Championships: _____ 3
(2009, 2002 and 1996)
SEC Tournament Record: _____ 28-50
SEC Western Division Titles: _____ 7
(2010, 2008, 2007, 2004, 2003, 1996, 1995)

BASKETBALL STAFF

Head Coach: _____ Rick Ray
Alma Mater, Year: _____ Grand View College, 1994
Record at MSU/Years: _____ 31-49
Career Record/Years: _____ Same
Phone: _____ 662-325-3800
Assistant Coach: _____ Wes Flanigan
Assistant Coach: _____ Chris Hollender
Assistant Coach: _____ George Brooks
Director of Operations: _____ Adam Gordon
Video Coordinator: _____ Adam Bauman
Strength Coach: _____ Richard Akins
Athletic Trainer: _____ Ryan Dotson
Graduate Manager: _____ Tanner Smith
Administrative Asst.: _____ Suzanne Cook
Media Relations Contact: _____ Gregg Ellis
Office Phone: _____ 662-325-3595
Cell Phone: _____ 662-322-0145
Fax: _____ 662-325-3654
Email: _____ gellis@athletics.msstate.edu
Twitter: _____ @msusportsgregg

TEAM INFORMATION

2013-14 Overall Record _____ 14-19
2013-14 SEC Record _____ 3-15
SEC Finish: _____ 14th
National Ranking: _____ n/a
Starters Returning/Lost: _____ 5/0
Letterwinners Returning/Lost: _____ 7/4
Newcomers: _____ 9
Roster (Sr./Jr./So./Fr.): _____ (4/5/2/5)

MSU KNOWS HOW TO WIN GAMES AT 'THE HUMP'

Over the course of the last decade, Mississippi State's Humphrey Coliseum has become a difficult venue for opposing teams. Last year, MSU was 11-7, including an 8-1 mark against non-conference foes. This year, MSU is 6-3.

The Bulldogs have compiled a 39-season composite record of 405-161 (.716) at "The Hump" since Mississippi State's basketball facility opened prior to the 1975-76 campaign.

TRACKING MSU'S HOME SUCCESS UNDER RICK RAY

Season	Overall		SEC		Non-SEC	
	Record	Win %	Record	Win %	Record	Win %
2012-13	7-7	.500	3-6	.333	4-1	.800
2013-14	11-7	.611	3-6	.375	8-1	.889
2014-15	6-3	.667	0-1	.000	6-2	.750
Totals	24-17	.585	6-13	.316	18-4	.818

A LOOK AT THE HISTORY OF HUMPHREY COLISEUM



LARGEST CROWDS AT THE HUMP

Crowd	Opponent	Date
10,788	Kentucky	2-16-10
10,735	Ole Miss	2-7-04
10,645	Ole Miss	2-23-02
10,541	Florida	1-7-03
10,458	Auburn	3-2-04
10,437	Alabama	2-21-04
10,432	Alabama	3-5-05
10,432	Kentucky	1-13-04
10,429	Ole Miss	2-15-03
10,421	Ole Miss	1-26-08
10,412	Ole Miss	1-13-09
10,364	Ole Miss	2-9-12
10,338	Florida	1-24-07
10,315	Kentucky	1-9-96

INDIVIDUAL MSU RECORDS AT THE HUMP

Most Points Scored
40, Rickey Brown (Auburn, 3-7-77)

Most Rebounds
24, Wiley Peck (Alabama, 1-27-79)

Most Assists
15, Al Perry (Vanderbilt, 1-29-77)

TEAM MSU RECORDS AT THE HUMP

Most Points Scored
123, Troy State (12-5-95)

Most Rebounds
75, Mississippi Valley St. (11-21-00)

Most Consecutive Wins
14, 1-22-03 to 1-10-04

MSU COACH RICK RAY

Head Coach Rick Ray

- On April 1, 2012, Rick Ray was named the 19th head coach in Mississippi State history.
- In his first season at MSU, produced two players to the SEC All-Freshman team — Gavin Ware and Craig Sword.
- In his third season, he is 31-48 in the rebuilding process.
- On the staff of three different teams that have advanced to the NCAA Tournament — Indiana State, Purdue and Clemson.
- As an assistant at Clemson for two years, the Tigers won 38 games and advanced to the second round of the NCAA Tournament in 2011.
- During his time at Purdue as an assistant, the Boilermakers won 103 games in four years.
- All four teams at Purdue earned a berth in the NCAA Tournament, with the last two advancing to the Sweet 16.
- The 2009 Purdue team won 28 games and the Big 10 Tournament en route to garnering a No. 5 seed.
- The 2007 Purdue recruiting was considered one of the tops in the country, earning national rankings of No. 5 and No. 6 by Scout and Rivals, respectively.
- Ray was an assistant at Indiana State for seven years.
- In 2000 and 2001, the Sycamores won 20-plus games and made the NCAA Tournament.
- In 2000, ISU won the Missouri Valley Conference regular-season title with a 14-4 ledger.
- In 2001, Indiana State won the MVC Tournament before upsetting Oklahoma in the first round of the NCAA Tournament.
- Ray also spent two seasons at Northern Illinois (2005 and 2006), while his first coaching job was at Nebraska-Omaha.
- Ray and his wife, Breyana, have two sons, Deacon and Mason, and one daughter, Katriece.



Rick Ray Year-By-Year

2012-13	Result/Score
N. 9 at Troy	L, 56-53
N. 13 FLORIDA ATLANTIC	W, 78-58
N. 19 North Carolina	L, 95-49
N. 20 Marquette	L, 89-62
N. 21 Texas	L, 69-55
N. 27 ALCORN STATE	W, 60-52
D. 1 at Providence	L, 73-63
D. 4 TEXAS-SAN ANTONIO	W, 53-42
D. 15 at Loyola Chicago	L, 59-51
D. 22 Central Arkansas (Jackson, MS)	W, 79-72
D. 30 ALABAMA A&M	L, 59-57
J. 3 NEW ORLEANS	W, 97-46
J. 9 SOUTH CAROLINA	W, 56-54
J. 12 +at Georgia	W, 72-61
J. 16 +ALABAMA	L, 75-43
J. 19 +at Tennessee	L, 72-57
J. 23 +at Arkansas	L, 96-70
J. 26 +FLORIDA	L, 82-47
J. 30 +TEXAS A&M	OT L, 55-49
F. 2 +LSU	L, 69-68
F. 6 +at Ole Miss	L, 93-75
F. 9 +at Florida	L, 83-58
F. 13 +MISSOURI	L, 78-36
F. 16 +at LSU	L, 80-68
F. 20 +at Alabama	L, 64-56
F. 23 +VANDERBILT	L, 72-31
F. 27 +at Kentucky	L, 85-55
M. 2 +OLE MISS	W, 73-67
M. 6 +at South Carolina	L, 79-72
M. 9 +AUBURN	OT W, 74-71
M. 13 South Carolina*	W, 70-59
M. 14 Tennessee*	L, 69-53

2013-14	Result/Score
N. 8 PRAIRIE VIEW	W, 71-56
N. 14 KENNESAW STATE	W, 78-55
N. 19 MISSISSIPPI VALLEY STATE	W, 94-72
N. 23 at Utah State	L, 87-68
N. 27 JACKSON STATE	W, 58-56
D. 1 LOYOLA CHICAGO	OT W, 65-64
D. 5 TCU	L, 71-61
D. 13 SE Louisiana (Jackson, Miss.)	W, 68-62
D. 17 FLORIDA A&M	W, 78-65
D. 19 FLORIDA GULF COAST	W, 66-53
D. 22 South Florida (Las Vegas)	W, 71-66
D. 23 UNLV (Las Vegas)	L, 82-66
J. 2 MARYLAND EASTERN SHORE	W, 77-63
J. 8 +at Kentucky	L, 85-63
J. 11 +OLE MISS	W, 76-72
J. 15 +at Alabama	L, 80-61
J. 18 +TEXAS A&M	OT W, 81-72
J. 22 +AUBURN	W, 82-74
J. 25 +at Ole Miss	L, 82-63
J. 30 +FLORIDA	L, 62-51
F. 1 +at Vanderbilt	L, 55-49
F. 5 +at Texas A&M	L, 72-52
F. 8 +KENTUCKY	L, 69-59
F. 12 +GEORGIA	L, 75-55
F. 15 +at Auburn	L, 92-82
F. 19 +at LSU	L, 92-81
F. 22 +ARKANSAS	L, 73-69
F. 26 +TENNESSEE	L, 75-68
M. 1 +at Missouri	L, 85-66
M. 5 +at Georgia	L, 66-45
M. 8 +SOUTH CAROLINA	L, 74-62
M. 12 Vanderbilt*	W, 82-68
M. 13 Ole Miss*	L, 78-66

2014-15	Result/Score
N. 14 WESTERN CAROLINA	W, 66-56
N. 17 MISSISSIPPI VALLEY STATE	W, 89-68
N. 22 UTAH STATE	W, 71-63
N. 24 CLAYTON STATE	W, 59-46
N. 28 vs. St. Louis	W, 75-50
N. 29 vs. TCU	L, 61-52
D. 6 at Tulane	L, 59-54
D. 13 at Oregon State	L, 59-49
D. 17 ARKANSAS STATE	L, 69-54
D. 20 vs. USC Upstate	L, 53-51
D. 23 JACKSONVILLE	W, 70-47
D. 30 McNeese State	L, 66-47
J. 2 Florida State	W, 62-55
J. 7 +TENNESSEE	L, 61-47
J. 10 +at Florida	L, 72-47

+ - SEC Game
* - SEC Tournament

MSU Under Rick Ray

	2014-15	Total
Leads at Halftime	5-0	24-5
Trails at Halftime	2-8	4-43
Is Tied at Halftime		3-1
Shoots 45% or better from the field	7-0	21-6
Shoots less than 45% from the field	0-8	9-43
Opp. shoots less than 45% from the field	7-4	25-17
Opp. shoots 45% or better from the field	0-4	6-32
Outrebounds (or ties) the opponent	6-1	20-10
Outrebounded by the opponent	1-7	11-39
More assists (or tied) than opponent	5-0	27-4
Fewer assists than opponent	2-8	4-45
Fewer (or ties) TOs than opponent	3-4	18-20
More TOs than opponent	4-4	13-29
Holds opponents to 65 points or less	6-5	21-12
In games decided by 10 points or less	3-4	14-18
All Games	7-8	31-49
Home Games	6-3	24-17
Road Games	0-3	1-24
Neutral-sites	1-2	6-8
Non-SEC Games	7-6	21-15
Non-SEC Home Games	6-2	18-4
Non-SEC Road Games	0-2	0-6
Non-SEC Neutral-site Games	1-2	4-6
SEC Games	0-2	7-31
SEC Home Games	0-1	6-13
SEC Road Games	0-1	1-18
SEC Tournament		2-2
November Games	5-1	11-6
December Games	1-5	6-10
January Games	1-2	8-11
February Games		0-16
March Games		4-6
Monday Games		2-2
Tuesday Games	1-1	6-2
Wednesday Games	0-2	5-18
Thursday Games		4-4
Friday Games	3-0	5-1
Saturday Games	1-5	7-20
Sunday Games		2-1
Overtime Games		3-1
Television Games	7-7	17-45
Games vs. Ranked Opponents		0-7

Rick Ray vs. All Opponents

Alabama	0-3
Alabama A&M	0-1
Alcorn State	1-0
Arkansas	0-2
Arkansas State	0-1
Auburn	2-1
Central Arkansas	1-0
Clayton State	1-0
Florida	0-4
Florida Atlantic	1-0
Florida A&M	1-0
Florida Gulf Coast	1-0
Florida State	1-0
Georgia	1-2
Jackson State	1-0
Jacksonville	1-0
Kennesaw State	1-0
Kentucky	0-3
Loyola Chicago	1-1
LSU	0-3
Marquette	0-1
Maryland Eastern Shore	1-0
McNeese State	0-1
Mississippi Valley State	2-0
Missouri	0-2
New Orleans	1-0
North Carolina	0-1
Ole Miss	2-3
Oregon State	0-1
Prairie View A&M	1-0
Providence	0-1
Saint Louis	1-0
South Carolina	2-2
South Carolina Upstate	0-1
South Florida	1-0
Southeastern Louisiana	1-0
TCU	0-2
Tennessee	0-4
Texas	0-1
Troy	0-1
Texas A&M	1-2
Texas-San Antonio	1-0
Tulane	0-1
UNLV	0-1
Utah State	1-1
Vanderbilt	1-2
Western Carolina	1-0
TOTAL	31-49

MISSISSIPPI STATE BY THE NUMBERS

GAME-BY-GAME SPECIALTY STATS (MSU First)

<u>Opponent</u>	<u>Bench</u>	<u>Paint</u>	<u>Off TO</u>	<u>2nd Chance</u>	<u>Fast Break</u>
Western Carolina	12/5	16/16	15/15	7/16	0/4
Mississippi Valley St.	12/30	50/28	26/26	13/6	12/10
Utah State	14/7	30/18	11/12	14/9	4/6
Clayton State	14/9	38/26	16/12	7/15	12/4
St. Louis	14/25	24/24	8/13	6/6	17/0
TCU	9/34	26/28	12/11	6/14	6/0
Tulane	8/14	26/26	11/8	12/9	2/8
Oregon State	12/21	20/28	14/23	8/13	6/4
Arkansas State	40/4	28/24	9/8	12/6	6/2
USC Upstate	4/17	22/24	6/14	15/7	2/8
Jacksonville	27/20	28/26	12/13	11/5	8-6
McNeese State	20/11	28/26	10/14	10/14	8/8
Florida State	24/8	40/26	22/15	12/12	6/6
Tennessee	30/25	20/8	15/14	8/15	4/0
Florida	32/35	16/32	7/26	12/13	2/8
Texas A&M					
Vanderbilt					
Auburn					
Georgia					
Ole Miss					
LSU					
Tennessee					
Arkansas					
Alabama					
Missouri					
Ole Miss					
Arkansas					
Kentucky					
South Carolina					
Vanderbilt					
Missouri					

GAME-BY-GAME LEAD/DEFICIT

<u>Opponent</u>	<u>Largest Lead</u>	<u>Largest Deficit</u>	<u>Final Score</u>
Western Carolina	12 (59-47, 2nd)	6 (10-16, 1st)	W, 66-56
Miss. Valley St.	33 (73-40, 2nd)	Never Trailed	W, 89-69
Utah State	8 (71-63, 2nd)	7 (34-41, 2nd)	W, 71-63
Clayton State	20 (48-28, 2nd)	2 (0-2, 1st)	W, 59-46
St. Louis	29 (75-46, 2nd)	Never Trailed	W, 75-50
TCU	2 (19-17, 1st)	13 (21-34, 2nd)	L, 61-52
Tulane	4 (18-14, 1st)	14 (34-41, 2nd)	L, 59-54
Oregon State	Never led	16 (37-41, 2nd)	L, 59-49
Arkansas State	3 (15-12, 1st)	14 (55-69, 2nd)	L, 69-59
USC Upstate	2 (35-33, 2nd)	8 (23-31, 2nd)	L, 53-51
Jacksonville	25 (70-45, 2nd)	Never Trailed	W, 70-47
McNeese State	Never led	23 (30-53, 2nd)	L, 66-47
Florida State	7 (62-55, 2nd)	5 (22-27, 2nd)	W, 62-55
Tennessee	3 (17-14, 1st)	18 (30-48, 2nd)	L, 61-47
Florida	Never led	29 (27-56, 2nd)	L, 72-47
Texas A&M			
Vanderbilt			
Auburn			
Georgia			
Ole Miss			
LSU			
Tennessee			
Arkansas			
Alabama			
Missouri			
Ole Miss			
Arkansas			
Kentucky			
South Carolina			
Vanderbilt			
Missouri			

Mississippi State Scoring By The Half

Team	1st Half	2nd Half
Western Carolina	31	35
Mississippi Valley State	58	31
Utah State	34	37
Clayton State	29	30
St. Louis	37	38
TCU	21	31
Tulane	26	28
Oregon State	23	26
Arkansas State	27	28
USC Upstate	15	36
Jacksonville	36	27
McNeese State	23	24
Florida State	22	40
Tennessee	23	24
Florida	19	28
Texas A&M		
Vanderbilt		
Auburn		
Georgia		
Ole Miss		
LSU		
Tennessee		
Arkansas		
Alabama		
Missouri		
Ole Miss		
Arkansas		
Kentucky		
South Carolina		
Vanderbilt		
Missouri		

Lowest First Half: 15, USC Upstate
 Highest First Half: 58, Mississippi Valley State
 Lowest 2nd Half: 24, McNeese State, Tennessee
 Highest 2nd Half: 40, Florida State

Opponent Scoring By The Half

Team	1st Half	2nd Half
Western Carolina	30	26
Mississippi Valley State	34	34
Utah State	38	25
Clayton State	18	28
St. Louis	27	23
TCU	30	31
Tulane	28	31
Oregon State	30	29
Arkansas State	35	34
USC Upstate	22	31
Jacksonville	27	20
McNeese State	36	30
Florida State	25	30
Tennessee	26	35
Florida	39	33
Texas A&M		
Vanderbilt		
Auburn		
Georgia		
Ole Miss		
LSU		
Tennessee		
Arkansas		
Alabama		
Missouri		
Ole Miss		
Arkansas		
Kentucky		
South Carolina		
Vanderbilt		
Missouri		

Lowest First Half: 18, Clayton State
 Highest First Half: 39, Florida
 Lowest 2nd Half: 20, Jacksonville
 Highest 2nd Half: 34, MVSU, Arkansas State

MISSISSIPPI STATE BY THE NUMBERS

MSU'S 2014-15 RECORD WHEN . . .

Leads at Halftime	5-0
Trails at Halftime	2-8
Is Tied at Halftime	0-0
Shoots 45% or better from the field	6-0
Shoots less than 45% from the field	1-8
Opp. shoots less than 45% from the field	7-4
Opp. shoots 45% or better from the field	0-4
Outrebounds (or ties) the opponent	6-1
Outrebounded by the opponent	1-7
More Assists (or ties) than the opponent	5-0
Fewer Assists than the opponent	2-8
Fewer (or ties) TOs than opponent	3-4
More TOs than opponent	4-4
Holds opponents to 65 points or less	6-5
In games decided by 10 points or less	3-4

MSU'S 2014-15 RECORD IN . . .

All Games	7-8
Home Games	6-3
Road Games	0-3
Neutral-sites	1-2
Non-SEC Games	7-6
Non-SEC Home Games	6-2
Non-SEC Road Games	0-2
Non-SEC Neutral-site Games	1-2
SEC Games	0-2
SEC Home Games	0-1
SEC Road Games	0-1
SEC Tournament	0-0
November Games	5-1
December Games	1-5
January Games	1-2
February Games	0-0
March Games	0-0
Monday Games	2-0
Tuesday Games	1-1
Wednesday Games	0-2
Thursday Games	0-0
Friday Games	3-0
Saturday Games	1-5
Sunday Games	0-0
Overtime Games	0-0
Television Games	7-7
Games vs. Ranked Opponents	0-0

MISC. 2014-15 TEAM STATS

Largest Lead Surrendered in Loss:

4, Tulane (12-6-14)

Largest Deficit Overcome in Win:

7, Utah State (11-22-14)

Largest Lead at Anytime:

33, Mississippi Valley State (11-17-14)

Largest Deficit Anytime:

29, Florida (1-10-15)

MISCELLANEOUS MSU INDIVIDUAL STATISTICS

Games Scoring in Double Figures:	Ware 9, Johnson 9, Thomas 8, Daniels 5, Bloodman 3, Ready 3, Ndoye, Sword
Games Scoring 20-plus Points:	Roquez Johnson 2, Travis Daniels
Games Scoring 30-plus Points:	
Games Rebounding in Double Figures:	Ware
Games With Double Figures in Assists:	
Games With Double-Doubles:	Ware
Games With Triple-Doubles:	
Games As Team High Scorer (or co-leader):	Johnson 7, Thomas 4, Daniels 2, Sword, Ready, Ware
Games As Team High Rebounder (or co-leader):	Ware 6, Daniels 5, Johnson 5, Ndoye, Thomas, Black
Games As Team Leader in Assists (or co-leader):	Bloodman 10, Ready 6, Sword 2, Johnson, Houston, Ndoye, Thomas, Daniels
Games As Team Leader in Steals (or co-leader):	Thomas 5, Ready 5, Bloodman 4, Johnson 4, Ndoye 3, Houston 2, Black 2, Houston 2, Daniels 2, Ware Sword
Games As Team Leader in Blocks (or co-leader):	Ware 9, Ndoye 3, Daniels 2, Thomas 3, Black 2, Houston 2, Bloodman, Sword 2, R. Johnson, J. Johnson
Games As Team Leader in Turnovers (or co-leader):	Bloodman 6, Thomas 5, Daniels 3, Houston 3, Ndoye 3, Sword 3, Johnson 2, Ware 2, Ready

MSU'S RECORD BY STARTING LINEUP

Bloodman, Thomas, Daniels, Ware, Johnson	5-2
Bloodman, Thomas, Daniels, Ware, Sword	0-2
Bloodman, Thomas, Reday, Johnson, Ndoye	0-1
Ready, Thomas, Daniels, Ndoye, Black	1-0
Ready, Thomas, Daniels, Ndoye, Johnson	0-1
Ready, Sword, Daniels, Ndoye, Black	1-2

GAME-BY-GAME STARTERS

Opponent	Date	Guard	Guard	Guard	Forward	Forward	Record
Western Carolina	11-14-14	Bloodman	Thomas	Daniels	Ware	Johnson	1-0
Miss. Valley State	11-17-14	Bloodman	Thomas	Daniels	Ware	Johnson	2-0
Utah State	11-22-14	Bloodman	Thomas	Daniels	Ware	Johnson	3-0
Clayton State	11-24-14	Bloodman	Thomas	Daniels	Ware	Johnson	4-0
St. Louis	11/28/14	Bloodman	Thomas	Daniels	Ware	Johnson	5-0
TCU/Bradley	11/29/14	Bloodman	Thomas	Daniels	Ware	Johnson	5-1
Tulane	12-06-14	Bloodman	Thomas	Daniels	Ware	Johnson	5-2
Oregon State	12-13-14	Bloodman	Thomas	Sword	Ware	Daniels	5-3
Arkansas State	12-17-14	Bloodman	Thomas	Sword	Ware	Daniels	5-4
USC Upstate	12-20-14	Bloodman	Thomas	Ready	Ndoye	Johnson	5-5
Jacksonville	12-23-14	Ready	Thomas	Daniels	Ndoye	Black	6-5
McNeese State	12-30-14						
Florida State	01-02-15	Ready	Thomas	Daniels	Ndoye	Johnson	6-6
Tennessee	01-07-15	Ready	Sword	Daniels	Ndoye	Black	7-6
Florida	01-10-15	Ready	Sword	Daniels	Ndoye	Black	7-7
Texas A&M	01-13-15	Ready	Sword	Daniels	Ndoye	Black	7-8
Vanderbilt	01-17-15						
Auburn	01-21-15						
Georgia	01-24-15						
Ole Miss	01-28-15						
LSU	01-31-15						
Tennessee	02-03-15						
Arkansas	02-07-15						
Alabama	02-10-15						
Missouri	02-14-15						
Ole Miss	02-19-15						
Arkansas	02-21-15						
Kentucky	02-25-15						
South Carolina	02-28-15						
Vanderbilt	03-04-15						
Missouri	03-07-15						

2014-15 Win-Loss Differential

Diff.	1	2	3	4	5	6	7	8	9	10	11	12	13	14	15	16	17	18	19	20	21	22	23	24	25+
Won							1	1		1			1								1		1		1
Lost		1			1				1	1			2				1						1		

MISSISSIPPI STATE BY THE NUMBERS

Mississippi State In Overtime Games

This Season	0-0
Overall Overtime Record	60-49
<i>Home Overtime Record</i>	34-21
<i>Road Overtime Record</i>	18-20
<i>Neutral Site Overtime Record</i>	8-8
Humphrey Coliseum Overtime Record	25-16
SEC Tournament Overtime Record	2-5
Double Overtime Record	6-5
Four Overtime Record	0-2
Postseason Overtime Record	1-0
Last OT Played (10T)	vs. Texas A&M (W, 81-72, 1/18/14)
Last Double OT	vs. UMass (L, 101-96, 3/13/12)
Last Triple OT	vs. Alabama (L, 79-78, 2/27/11)
Last Four OT	vs. Ole Miss (W, 104-102, 1/24/90)

Mississippi State Coaches In Overtime Games

Babe McCarthy	6-5
<i>Home Overtime Record</i>	2-2
<i>Road Overtime Record</i>	2-2
<i>Neutral Site Overtime Record</i>	2-1
Joe Dan Gold	5-3
<i>Home Overtime Record</i>	3-3
<i>Road Overtime Record</i>	1-0
<i>Neutral Site Overtime Record</i>	1-0
Kermit Davis	8-6
<i>Home Overtime Record</i>	5-3
<i>Road Overtime Record</i>	3-3
Ron Greene	2-0
<i>Home Overtime Record</i>	2-0
Jim Hatfield	3-3
<i>Home Overtime Record</i>	3-2
<i>Road Overtime Record</i>	0-1
Bob Boyd	3-4
<i>Home Overtime Record</i>	2-1
<i>Road Overtime Record</i>	1-2
<i>Neutral Site Overtime Record</i>	0-1
Richard Williams	15-11
<i>Home Overtime Record</i>	7-3
<i>Road Overtime Record</i>	5-5
<i>Neutral Site Overtime Record</i>	3-3
Rick Stansbury	15-16
<i>Home Overtime Record</i>	7-6
<i>Road Overtime Record</i>	6-7
<i>Neutral Site Overtime Record</i>	2-3
Rick Ray	3-1
<i>Home Overtime Record</i>	3-1

OVERTIME FOES

TEAM	RECORD	TEAM	RECORD
Alabama	6-6	Morehead State	1-0
Alaska-Fairbanks	1-0	Northeastern Louisiana	0-1
Arkansas	2-1	Northwestern State	0-1
Auburn	6-4	Oklahoma	1-0
Baylor	1-0	Ole Miss	6-3
BYU	0-1	Old Dominion	0-1
California	0-1	San Diego	0-1
Drake	1-0	Santa Clara	2-0
Florida	0-3	Southern Mississippi	1-0
Florida State	1-0	Southwestern Louisiana	1-0
Georgia	3-3	South Alabama	1-0
Georgia Tech	1-0	South Carolina	3-0
Houston	0-1	Tennessee	6-2
Idaho	0-1	Texas	1-0
Kentucky	4-5	Texas A&M	1-1
Loyola	1-0	Troy	2-0
LSU	3-4	Tulane	0-1
Memphis State	1-0	UAB	0-1
Missouri-Kansas City	0-1	UMass	0-1
Montana	1-0	Vanderbilt	2-5

MSU Season and Career Totals

	2014-15	Career
Double-Figure Scoring		
Gavin Ware	9 (6-3)	35 (17-18)
Trivante Bloodman	3 (2-1)	17 (6-11)
Roquez Johnson	9 (5-4)	39 (21-18)
Craig Sword	1 (0-1)	38 (18-20)
Fred Thomas	8 (5-3)	33 (16-17)
I.J. Ready	3 (1-2)	9 (4-5)
Travis Daniels	5 (4-1)	5 (4-1)
Fallou Ndoeye	1 (0-1)	1 (0-1)

20-Plus Point Games

Gavin Ware	4 (4-0)
Craig Sword	6 (3-3)
Colin Borchert	4 (3-1)
Fred Thomas	1 (1-0)
Roquez Johnson	2 (1-1)
Travis Daniels	1 (1-0)

30-Plus Point Games

Craig Sword	1 (0-1)
-------------	---------

10-Plus Rebound Games

Gavin Ware	1 (1-0)	12 (9-3)
Roquez Johnson		1 (1-0)

Double-Doubles

Gavin Ware	1 (1-0)	10 (7-3)
Roquez Johnson		1 (1-0)

3-Plus 3-Point Games

Fred Thomas	4 (2-2)	14 (7-7)
I.J. Ready	1 (0-1)	3 (0-3)
Travis Daniels	1 (1-0)	1 (1-0)

10-Plus 3-Point Attempt Games

Thomas	1 (0-1)
--------	---------

3-Plus Steal Games

I.J. Ready	1 (1-0)	7 (4-3)
Fred Thomas	1 (0-1)	14 (8-6)
Craig Sword		14 (6-8)
Roquez Johnson		1 (0-1)
Trivante Bloodman	1 (1-0)	5 (3-2)
Gavin Ware		1 (1-0)
Demetrius Houston	1 (0-1)	1 (0-1)

5-Plus Block Games

Ware	1 (0-1)
------	---------

5-Plus Made Free Throws

Trivante Bloodman	3 (3-0)	15 (10-5)
Roquez Johnson	3 (2-1)	17 (10-7)
Craig Sword	1 (0-1)	14 (8-6)
Fred Thomas	4 (3-1)	9 (5-4)
Gavin Ware	3 (2-1)	9 (5-3)
Travis Daniels	2 (1-1)	2 (1-1)
Maurice Dunlap	1 (1-0)	1 (1-0)

Note: Record in games in ()

THE LAST TIME . . .

THE LAST TIME AN MSU PLAYER ...

Scored 30 or more points in a game:

32, Ravern Johnson vs. Tenn. St. (11-12-10)

Scored 33 or more points in a game:

33, Craig Sword at LSU (2-19-14)

Scored 34 or more points in a game:

34, Arnett Moultrie vs. UMass (3-13-12)

Scored 35 or more points in a game:

36, Jeff Malone at Ole Miss (2-19-83)

Scored 37 or more points in a game:

39, Jeff Malone vs. Alabama (1-31-83)

Scored 40 or more points in a game:

40, Rickey Brown vs. Auburn (3-7-77)

Scored 20+ points in back-to-back games:

Craig Sword (24 vs. Loyola 12-01-13;

24 vs. TCU (12-05-13)

Scored 20+ points in three-consecutive games:

Craig Sword (24 vs. Loyola, 12-01-13; 24 vs.

TCU, 12-05-13; 22 vs. SELA, 12-13-13)

Scored 20+ points in five-consecutive games:

Jeff Malone, 1982-83 (11 consecutive)

Scored 30+ points in back-to-back games:

Jeff Malone (36 at Ole Miss & 30 vs.

Georgia, 1982-83)

Scored 30+ points in three-consecutive games:

Jeff Malone (33 at LSU; 36 at Ole Miss &

30 vs. Georgia, 1982-83)

Made 10 field goals in a game:

10, Gavin Ware vs. Maryland ES (1-2-14)

Made 11 field goals in a game:

11, Craig Sword at LSU (2-19-14)

Made 12 field goals in a game:

12, Arnett Moultrie vs. UMass (3-13-12)

Made 13 field goals in a game:

13, Horatio Webster vs. SW Missouri St.

(11-23-97)

Made 14 field goals in a game:

14, Cameron Burns at Georgia (1-17-90)

Made 15 or more field goals in a game:

16, Raymond Brown vs. Florida (3-2-85)

Attempted 20 field goals in a game:

20, Ravern Johnson vs. St. Mary's (12-29-10)

Attempted 21 or more field goals in a game:

21, Dee Bost vs. Kentucky (2-16-10)

Attempted 23 or more field goals in a game:

23, Arnett Moultrie vs. UMass (3-13-12)

Attempted 25 field goals in a game:

25, Chuck Evans at Alabama (3-6-93)

Attempted 26 field goals in a game:

26, Tony Watts at Ole Miss (2-22-92)

Attempted 27 or more field goals in a game:

28, Jeff Malone vs. Vanderbilt (1-8-83)

Made six 3-pointers in a game:

6, Dee Bost vs. Old Dominion (11-28-09)

Made seven 3-pointers in a game:

7, Dee Bost vs. Troy (12-10-11)

Made eight or more 3-pointers in a game:

8, Winsome Frazier vs. UMKC (11-23-04)

Attempted 11 3-pointers in a game:

11, Dee Bost vs. Detroit (12-17-11)

Attempted 12 3-pointers in a game:

12, Ravern Johnson vs. ETSU (12-11-10)

Attempted 13 or more 3-pointers in a game:

13, Dee Bost vs. Troy (12-10-11)

Attempted 16 or more 3-pointers in a game:

17, Darryl Wilson vs. Alabama (3-4-95)

Made 14 or more free throws in a game:

14, Trivante Bloodman vs. Auburn (2-15-14)

Made 15 or more free throws in a game:

15, Craig Sword vs. Ole Miss (1-11-14)

Attempted 17 free throws in a game:

17, Jarvis Varnado at Houston (12-19-09)

Attempted 18 free throws in a game:

18, Craig Sword vs. Ole Miss (1-11-14)

Attempted 19 free throws in a game:

19, Carl Nichols vs. SE La. (12-1-88)

Had 16 rebounds in a game:

16, Gavin Ware vs. Maryland ES (1-2-14)

Had 17 rebounds in a game:

17, Jarvis Varnado at San Diego (12-31-09)

Had 18 or more rebounds in a game:

21, Wesley Morgan vs. SE La. (11-28-05)

Had 22 or more rebounds in a game:

23, Rickey Brown vs. Vanderbilt (12-6-79)

Had 24 or more rebounds in a game:

24, Wiley Peck vs. Alabama (1-27-79)

Had 10 or more offensive rebounds in a game:

11, Arnett Moultrie vs. Northwestern State

(12-22-11)

Had 10 or more defensive rebounds in a game:

11, Gavin Ware vs. Maryland ES (1-2-14)

Had 13 or more defensive rebounds in a game:

13, Colin Borchert (3-9-13)

Had 15 or more defensive rebounds in a game:

15, Jarvis Varnado at San Diego (12-31-09)

Had 10 assists in a game:

10, Dee Bost vs. LSU (1-25-11)

Had 11 assists in a game:

11, Dee Bost vs. Vanderbilt (3-11-11)

Had 13 assists in a game:

13, Dee Bost vs. Ole Miss (2-9-12)

Had 14 assists in a game:

14, Gary Ervin vs. Florida A&M (12-20-04)

Had 15 or more assists in a game:

16, Chuck Evans at UMKC (2-23-93)

Had 10 or more turnovers in a game:

10, Charles Rhodes vs. Nicholls (11-11-06)

Had five or more blocks in a game:

5, Gavin Ware at Loyola (12-15-12)

Had seven blocks in a game:

7, Jarvis Varnado at LSU (2-20-10)

Had eight blocks in a game:

8, Jarvis Varnado vs. Alabama (2-24-10)

Had nine blocks in a game:

9, Jarvis Varnado at Vanderbilt (2-3-10)

Had 10 blocks in a game:

10, Jarvis Varnado vs. Arkansas (1-14-10)

Had 10+ blocks in two consecutive games:

Jarvis Varnado (10 vs. Georgia & 10 vs.

Kentucky, 2007-08)

Had five steals in a game:

5, Fred Thomas vs. Clayton State (11-24-14)

Had six or more steals in a game:

7, Craig Sword vs. Ole Miss (1-11-14)

LAST TIME AN MSU TEAM...

Scored 100 or more points:

106 vs. Troy (12-10-11)

Scored 100 or more points in an SEC game:

105 vs. Auburn (3-2-04)

Allowed 100 or more points in an SEC game:

115 at Arkansas (2-20-93)

Allowed 100 or more points in non-SEC play:

101 vs. UMass (3-13-12)

Was held to 52 points or less:

51 vs. USC Upstate (12-20-14)

Was held to 50 points:

50 vs. Alabama (2-25-12)

Was held to 49 points or less:

47 vs. Florida (1-10-15)

Was held to 45 points or less:

45 at Georgia (3-5-14)

Was held to 40 points or less:

36 vs. Missouri (2-13-13)

Was held to 35 points or less:

31 vs. Vanderbilt (2-23-13)

Held opponent to 59 points or less:

59 vs. Oregon State (12-13-14)

Held opponent to 56 points or less:

56 vs. Western Carolina (11-14-14)

Held opponent to 55 points or less:

55 vs. Florida State (1-2-15)

Held opponent to 50 points or less:

47 vs. Jacksonville (12-23-14)

Held opponent to 45 points or less:

45 vs. MVSU (12-28-09)

Held opponent to 42 points or less:

42 vs. Texas-San Antonio (12-4-12)

Held opponent to 39 points or less:

39 at LSU (1-9-08)

Shot 50 percent or better from the field:

.500 [26-52] at LSU (2-19-14)

Shot 55 percent or better from the field:

.558 [25-44] vs. Jacksonville (12-23-14)

Shot 60 percent or better from the field:

.604 [29-48] vs. Auburn (2-4-12)

Shot 65 percent or better from the field:

.660 [35-53] vs. Western Kentucky (1-5-09)

Was held to less than 35 percent from the field:

.306 [11-36] vs. Tennessee (1-7-15)

Was held to less than 30 percent from the field:

.283 [17-60] vs. North Carolina (11-19-12)

Was held to less than 25 percent from the field:

.175 [7-40] vs. Vanderbilt (2-23-13)

Held opp. to 35 percent or less from the field:

.346 [18-52] vs. Clayton State (11-24-14)

Held opp. to 30 percent or less from the field:

.273 [15-55] vs. Texas-San Antonio (12-4-12)

Opponent shot 50 percent or better:

.528 [28-53] Florida (1-10-15)

Opponent shot 60 percent or better:

.623 [33-53] Missouri (3-1-14)

Made 35 or more field goals:

35 vs. Mississippi Valley State (11-19-13)

Made 40 or more field goals:

40 vs. Troy (12-10-11)

Made fewer than 15 field goals:

11 vs. Tennessee (1-7-15)

Attempted 70 or more shots from the field:

71 vs. Troy (12-10-11)

Attempted 80 or more shots from the field:

80 at Alabama (2-21-09)

Attempted just 40 shots from the field:

40 vs. Vanderbilt (2-23-13)

Attempted 39 or fewer shots from the field:

36 vs. Tennessee (1-7-15)

Made 10 or more 3-pointers:

10 at Missouri (3-1-14)

Made 12 3-pointers:

12 vs. Auburn (2-4-12)

Made 15 3-pointers:

15 vs. North Carolina A&T (12-12-10)

Made 16 3-pointers:

16 vs. Troy (12-10-11)

Did not make a 3-pointer:

[0-7] at Clayton State (11-24-14)

Made just one 3-pointer:

vs. Tennessee (1-7-15)

Made just two 3-pointers:

vs. USC Upstate (12-20-14)

Attempted 10 3-pointers or less:

9 vs. Tennessee (1-7-15)

Attempted six 3-pointers or less:

6 at Ole Miss (1-29-03)

Attempted 25 3-pointers:

25 vs. Georgia (2-14-12)

Attempted 26 3-pointers:

26 vs. South Carolina (3-5-11)

Attempted 27 or more 3-pointers:

29 vs. Ole Miss (1-18-12)

Attempted 30 or more 3-pointers:

31 vs. Troy (12-10-11)

Attempted 35 or more 3-pointers:

35 vs. Kentucky (2-16-10)

Made 31 or more free throws:

31 vs. Auburn (1-22-14)

Made 40 or more free throws:

41 vs. LSU (2-11-09)

Made 50 or more free throws:

52 vs. LSU (2-11-09)

Made fewer than five free throws:

4 at Vanderbilt (2-1-14)

Made fewer than four free throws:

3 vs. Baylor (12-28-11)

THE LAST TIME (CONTINUED) . . .

Made only 1 free throw:	Had 30 or more assists:	Had 11 blocked shots:
1 vs. Florida (1-30-14)	30 vs. Troy (12-10-11)	11 at Alabama (2-21-09)
Attempted 30 or more free throws:	Had 5 Assists:	Had 12 blocked shots:
32 vs. MVSU (11-17-14)	5, Clayton State (11-24-14)	12 vs. Troy (11-26-10)
Attempted 35 or more free throws:	Had Fewer Than 5 Assists:	Had 13 blocked shots:
37 vs. Western Kentucky (11-14-14)	4, Tennessee (1-2-15)	13 vs. Arkansas (1-14-10)
Attempted 40 or more free throws:	Had 20 or more turnovers:	Had 14 blocked shots:
44 vs. Tennessee (1-7-15)	20 vs. South Carolina (3-6-13)	14 vs. Texas-Pan American (11-24-09)
Attempted 45 or more free throws:	Had 21 or more turnovers:	Had 16 blocked shots:
45 vs. Florida A&M (12-17-13)	21 vs. Jacksonville (12-23-14)	16 vs. Georgia (1-12-08)
Attempted fewer than 10 free throws:	Had 22 or more turnovers:	Had 10 steals:
6, vs. Florida (1-30-14)	23 vs. Alabama (2-20-13)	10 vs. Tennessee (1-7-15)
Had 50 or more rebounds:	Had 25 turnovers:	Had 11 steals:
51 vs. Prairie View (11-8-13)	26 vs. Mississippi Valley State (11-17-14)	11 at Clayton State (11-24-14)
Had 55 or more rebounds:	Had 29 or more turnovers:	Had 12 steals:
58 vs. Troy (12-10-05)	29 at Arkansas (1-23-13)	12 vs. Florida A&M (12-17-13)
Had 59 or more rebounds:	Had 30 or more turnovers:	Had 13 or more steals:
59 at Houston (12-19-09)	31 at Kentucky (1-7-97)	14 vs. South Carolina (1-9-13)
Had fewer than 25 rebounds:	Had 34 or more turnovers:	Had 15 or more steals:
21 vs. McNeese State (12-30-14)	34 at Evansville (12-17-75)	15 vs. Florida Gulf Coast (12-19-13)
Had 20 or fewer rebounds:	Had fewer than 10 turnovers:	Had 17 or more steals:
20 vs. Florida (1-26-13)	9 vs. Arkansas State (12-17-14)	17 vs. Florida Atlantic (11-13-12)
Had 20 or more assists:	Had five or fewer turnovers:	Had 20 or more steals:
20 vs. Louisiana-Monroe (11-21-11)	5 vs. Florida Atlantic (11-30-10)	20 vs. Nicholls State (11-17-01)
Had 21 or more assists:	Forced 25 or more turnovers	Had 1 steal or less:
21 vs. Auburn (2-4-12)	26 vs. Kennesaw State (11-14-13)	1 vs. Vanderbilt (3-11-11)
Had 25 or more assists:	Had 10 blocked shots:	
25 vs. St. Bonaventure (12-05-09)	10 vs. Tennessee (1-12-12)	

0 MARUICE DUNLAP



Freshman | Guard

6-2 | 175

Greenwood, MS

Amanda Elzy HS

Season Highs

Points: 6, Western Carolina, 11-14-14
FGM: 2, twice, last vs. Clayton State, 11-24-14
FGA: 5, MVSU, 11-17-14
3FGM: 2, Western Carolina, 11-14-14
3FGA: 4, Western Carolina, 11-14-14
FTM: 5, MVSU, 11-17-14
FTA: 6, MVSU, 11-17-14
Rebounds: 2, MVSU, 11-17-14
Assists: 1, MVSU, 11-17-14
Blocks: --
Steals: 1, twice, last vs. Clayton State, 11-24-14
Minutes: 16, MVSU, 11-17-14

Dunlap's Notes . . .

✓ Scored 6 points and grabbed a rebound vs. Western Carolina in his Bulldog debut.

✓ Made five free throws and tallied two rebounds, an assist and a steal vs. MVSU.

✓ Added 4 points and a steal vs. Clayton State.

✓ Made a three-pointer in 15 minutes of action vs. Arkansas State.

✓ Fractured wrist in practice on Dec. 18. Expected to be out two weeks.

2013-14 Game-By-Game

Opponent	MIN	FG	Pct.	3FG	Pct.	FT	Pct.	O-D-R	PF	A	TO	B	S	PTS
N14 Western Carolina	15	2-4	.500	2-4	.500	0-0	.000	0-1-1	3	0	0	0	0	6
N17 Mississippi Valley State	16	0-5	.000	0-2	.000	5-6	.833	1-1-2	1	1	3	0	1	5
N22 Utah State	7	0-1	.000	0-1	.000	0-0	.000	0-0-0	1	0	0	0	0	0
N24 Clayton State	12	2-4	.500	0-1	.000	0-0	.000	0-0-0	2	0	0	0	1	4
N28 St. Louis	5	1-4	.250	0-3	.000	0-0	.000	0-1-1	1	0	0	0	0	2
N29 TCU	1	0-0	.000	0-0	.000	0-0	.000	0-0-0	0	0	0	0	0	0
D6 Tulane	-DNP-													
D13 Oregon State	-DNP-													
D17 Arkansas State	15	1-4	.250	1-3	.333	0-0	.000	0-0-0	3	0	0	0	0	3
D20 USC Upstate	-DNP-													
D23 Jacksonville	-DNP-													
D30 McNeese State	-DNP-													
J2 Florida State	-DNP-													
J7 Tennessee	-DNP-													
J10 Florida	-DNP-													
J13 Texas A&M														
J17 Vanderbilt														
J21 Auburn														
J24 Georgia														
J28 Ole Miss														
J31 LSU														
F3 Tennessee														
F7 Arkansas														
F10 Alabama														
F14 Missouri														
F19 Ole Miss														
F21 Arkansas														
F25 Kentucky														
F28 South Carolina														
M4 Vanderbilt														
M7 Missouri														
M11 SEC Tournament														

CAREER STATS FOR MAURICE DUNLAP

Year	GP-GS	Min/Avg	FG-FGA	Pct	3FM-3GA	Pct	FT-FTA	Pct	Rebs	PF-D	Asst	TO	Blk	Stl	Pts/Avg
2014-15	7-0	71/10.3	6-22	.273	3-14	.214	5-6	.833	4-0.6	11-0	1	3	0	2	20/2.9

1 FRED THOMAS



Junior | Guard

6-5 | 206

Jackson, MS

Jim Hill HS

Season Highs

Points: 17, MVSU, 11-17-14
FGM: 5, twice, last vs. Jacksonville, 12-23-14
FGA: 12, twice, last vs. Tulane, 12-6-14
3FGM: 3, four times, last vs. Oregon State, 12-13-14
3FGA: 8, Oregon State, 12-13-14
FTM: 6, MVSU, 11-17-14
FTA: 9, Utah State, 11-22-14
Rebounds: 9, Oregon State, 12-13-14
Assists: 2, 3 times, last vs. USC Up., 12-20-14
Blocks: 2, MVSU, 11-17-14
Steals: 5, Clayton State, 11-24-14
Minutes: 34, USC Upstate, 12-20-14

Career Highs

Points: 21, South Carolina, 3-13-13
FGM: 7, twice, last vs. Missouri, 3-1-14
FGA: 15, Marquette, 11-20-12
3FGM: 4, six times, last vs. Missouri, 3-1-14
3FGA: 10, twice, last vs. Providence, 12-1-12
FTM: 8, Florida, 1-26-13
FTA: 9, twice, last vs. Utah State, 11-22-14
Rebounds: 9, Oregon State, 12-13-14
Assists: 4, twice, last vs. USC, 3-6-13
Blocks: 3, four times, last vs. Auburn, 1-22-14
Steals: 7, Florida, 1-26-13
Minutes: 41, Texas A&M, 1-18-14

2013-14 Game-By-Game

Opponent	MIN	FG	Pct.	3FG	Pct.	FT	Pct.	O-D-R	PF	A	TO	B	S	PTS
N14 Western Carolina	32	4-10	.400	2-5	.400	5-5	1.000	1-5-6	2	0	3	1	0	15
N17 Mississippi Valley State	30	4-7	.571	3-4	.750	6-8	.750	0-6-6	2	2	6	2	0	17
N22 Utah State	32	4-12	.333	2-5	.400	5-9	.556	1-2-3	2	1	1	0	1	15
N24 Clayton State	25	2-6	.333	0-2	.000	1-1	1.000	0-2-2	3	0	2	1	5	5
N28 St. Louis	21	4-6	.667	3-5	.600	3-3	1.000	0-3-3	2	2	1	0	0	14
N29 TCU	26	5-10	.500	3-6	.500	1-2	.500	1-3-4	3	0	0	1	3	14
D6 Tulane	32	3-12	.250	2-6	.333	0-0	.000	1-4-5	3	1	1	0	3	8
D13 Oregon State	29	4-11	.364	3-8	.375	5-5	1.000	2-7-9	3	1	1	0	0	16
D17 Arkansas State	27	2-9	.222	0-4	.000	0-0	.000	0-3-3	1	0	1	0	0	4
D20 USC Upstate	34	3-9	.333	1-7	.143	0-0	.000	0-8-8	2	2	1	1	2	7
D23 Jacksonville	28	5-10	.500	2-6	.333	4-4	1.000	0-6-6	0	0	4	1	2	16
D30 McNeese State	22	1-4	.250	0-2	.000	2-2	1.000	0-3-3	1	0	2	0	0	4
J2 Florida State	18	1-8	.125	1-5	.200	2-2	1.000	0-2-2	1	0	0	1	1	5
J7 Tennessee	27	1-10	.100	0-6	.000	3-5	.600	0-3-3	3	1	1	0	2	5
J10 Florida	16	3-5	.600	2-4	.500	2-3	.667	1-4-5	1	1	1	1	0	10
J13 Texas A&M														
J17 Vanderbilt														
J21 Auburn														
J24 Georgia														
J28 Ole Miss														
J31 LSU														
F3 Tennessee														
F7 Arkansas														
F10 Alabama														
F14 Missouri														
F19 Ole Miss														
F21 Arkansas														
F25 Kentucky														
F28 South Carolina														
M4 Vanderbilt														
M7 Missouri														
M11 SEC Tournament														

Thomas' Notes . . .

✓ Tallied 15 points and six rebounds in season opener vs. Western Carolina.

✓ Added 17 points and six boards against MVSU.

✓ Recorded 15 points and three boards vs. Utah State.

✓ Tallied a season-high 5 steals vs. Clayton State.

✓ Scored 14 points vs. St. Louis and TCU, earning all-tournament honors in the Corpus Christi Coastal Classic.

✓ Added 16 points and a career-high 9 rebounds vs. Oregon State.

✓ Recorded 16 points and 6 rebounds vs. Jacksonville.

CAREER STATS FOR FRED THOMAS

Year	GP-GS	Min/Avg	FG-FGA	Pct	3FM-3GA	Pct	FT-FTA	Pct	Rebs	PF-D	Asst	TO	Blk	Stl	Pts/Avg
2012-13	32-19	917/28.7	103-314	.328	41-172	.238	62-78	.195	112-3.5	45-1	43	49	27	56	309/9.7
2013-14	31-23	927/29.9	99-259	.382	46-144	.319	45-72	.625	91-2.9	56-0	44	40	23	31	289/9.3
2014-15	15-12	399/26.6	46-129	.357	24-76	.316	39-49	.796	68-4.5	29-0	11	25	9	19	155/10.3
TOTAL	78-54	2243/28.8	248-702	.353	111-392	.283	146-199	.734	271-3.5	130-1	98	114	59	106	753/9.7

2 DEMETRIUS HOUSTON



Freshman | Guard

6-7 | 210

Montgomery, AL

G.W. Carver HS

Season Highs

Points: 5, twice, last vs. Florida, 1-10-15
FGM: 2, 4x, last vs. Florida, 1-10-15
FGA: 6, MVSU, 11-17-14
3FGM: 1, twice, last vs. Florida, 1-10-15
3FGA: 3, Utah State, 11-22-14
FTM: 3, twice, last vs. Tennessee, 1-7-15
FTA: 8, Tennessee, 1-7-15
Rebounds: 7, twice, last vs. MVSU, 11-17-14
Assists: 1, 4x, last vs. Jacksonville, 12-23-14
Blocks: 1, 3x, last vs. Florida State, 1-2-15
Steals: 3, Tennessee, 1-7-15
Minutes: 22, Western Carolina 11-14-14

Houston's Notes . . .

✓ Scored 3 points and grabbed 7 rebounds vs. Western Carolina in his Bulldog debut.

✓ Tallied 4 points, 7 rebounds and a steal vs. MVSU.

✓ Recorded 4 points, 3 rebounds and his first-career block vs. St. Louis.

✓ Finished with 3 points, 3 rebounds and a steal vs. TCU.

✓ Did not play at Oregon State after suffering a concussion. Returned to action against Arkansas State, scoring 5 points and grabbing 5 rebounds.

✓ Missed USC Upstate game due to more concussion symptoms.

✓ Swiped a season-high three steals vs. Tennessee.

✓ Tied a season-high with 5 points at Florida.

2013-14 Game-By-Game

Opponent	MIN	FG	Pct.	3FG	Pct.	FT	Pct.	O-D-R	PF	A	TO	B	S	PTS
N14 Western Carolina	22	0-4	.000	0-0	.000	3-5	.600	2-5-7	3	0	1	0	0	3
N17 Mississippi Valley State	20	2-6	.333	0-2	.000	0-0	.000	0-7-7	1	0	2	0	1	4
N22 Utah State	10	1-5	.200	1-3	.333	0-0	.000	0-3-3	0	1	4	0	0	3
N24 Clayton State	19	0-5	.000	0-0	.000	0-0	.000	2-3-5	3	0	2	0	0	0
N28 St. Louis	12	2-5	.400	0-1	.000	0-0	.000	1-2-3	0	1	0	1	1	4
N29 TCU	16	1-3	.333	0-1	.000	1-2	.500	0-3-3	0	0	1	0	1	3
D6 Tulane	6	0-1	.000	0-1	.000	0-0	.000	0-0-0	2	0	2	0	0	0
D13 Oregon State	-DNP-													
D17 Arkansas State	18	2-5	.400	0-1	.000	1-2	.500	2-3-5	3	1	1	1	2	5
D20 USC Upstate	-DNP-													
D23 Jacksonville	12	1-2	.500	0-0	.000	0-0	.000	0-0-0	2	1	3	0	0	2
D30 McNeese State	5	0-1	.000	0-0	.000	0-0	.000	0-0-0	0	0	1	0	0	0
J2 Florida State	12	0-2	.000	0-2	.000	0-0	.000	0-0-0	1	0	0	1	0	0
J7 Tennessee	12	0-3	.000	0-0	.000	3-8	.375	0-0-0	1	0	0	0	3	3
J10 Florida	21	2-5	.400	1-1	1.000	0-0	.000	0-1-1	3	0	3	0	1	5
J13 Texas A&M														
J17 Vanderbilt														
J21 Auburn														
J24 Georgia														
J28 Ole Miss														
J31 LSU														
F3 Tennessee														
F7 Arkansas														
F10 Alabama														
F14 Missouri														
F19 Ole Miss														
F21 Arkansas														
F25 Kentucky														
F28 South Carolina														
M4 Vanderbilt														
M7 Missouri														
M11 SEC Tournament														

CAREER STATS FOR DEMETRIUS HOUSTON

Year	GP-GS	Min/Avg	FG-FGA	Pct	3FM-3GA	Pct	FT-FTA	Pct	Rebs	PF-D	Ast	TO	Blk	Stl	Pts/Avg
2014-15	13-0	185/14.2	11-47	.234	2-12	.167	8-17	.471	34-2.6	19-0	4	20	3	9	32/2.5

3 TRIVANTE BLOODMAN



Senior | Guard

6-0 | 190

The Bronx, NY

Olney Central College

Season Highs

Points: 12, Clayton State, 11-24-14
FGM: 4, twice, last vs. TCU, 11-29-14
FGA: 7, Tulane, 12-6-14
3FGM: 1, Jacksonville, 12-23-14
3FGA: 2, Oregon State, 12-13-14
FTM: 8, Clayton State, 11-24-14
FTA: 8, twice, last vs. Tennessee, 1-7-15
Rebounds: 3, three times, last vs. St. Louis, 11-28-14
Assists: 7, MVSU, 11-17-14
Blocks: 1, USC Upstate, 12-20-14
Steals: 4, MVSU, 11-17-14
Minutes: 32, Western Carolina 11-14-14

Career Highs

Points: 18, Auburn, 2-15-14
FGM: 5, Kentucky, 1-8-14
FGA: 9, Missouri, 3-1-14
3FGM: 2, Texas, 11-21-12
3FGA: 4, Missouri, 3-1-14
FTM: 14, Auburn, 2-15-14
FTA: 15, Auburn, 2-15-14
Rebounds: 8, Providence, 12-1-12
Assists: 9, Auburn, 2-15-14
Blocks: 1, twice, last vs. UPST 12-20-14
Steals: 4, twice, last vs. MVSU, 11-17-14
Minutes: 39, twice, last vs. Loyola-Chi, 12-1-13

2013-14 Game-By-Game

Opponent	MIN	FG	Pct.	3FG	Pct.	FT	Pct.	O-D-R	PF	A	TO	B	S	PTS
N14 Western Carolina	32	1-2	.500	0-0	.000	5-6	.833	0-2-2	2	6	3	0	0	7
N17 Mississippi Valley State	30	4-5	.800	0-1	.000	3-4	.750	0-3-3	3	7	4	0	4	11
N22 Utah State	26	1-2	.500	0-1	.000	6-6	1.000	1-2-3	4	6	2	0	0	8
N24 Clayton State	24	2-4	.500	0-1	.000	8-8	1.000	1-1-2	1	2	2	0	1	12
N28 St. Louis	20	2-3	.667	0-0	.000	1-1	1.000	0-3-3	1	3	4	0	1	5
N29 TCU	26	4-6	.667	0-0	.000	3-5	.600	1-0-1	3	0	3	0	2	11
D6 Tulane	29	2-7	.286	0-1	.000	0-2	.000	1-1-2	2	5	1	0	1	4
D13 Oregon State	27	1-6	.167	0-2	.000	3-3	1.000	1-0-1	2	2	2	0	2	5
D17 Arkansas State	13	1-5	.200	0-0	.000	2-2	1.000	1-0-1	0	1	0	0	0	4
D20 USC Upstate	29	2-3	.667	0-1	.000	2-2	1.000	0-0-0	2	2	3	1	1	6
D23 Jacksonville	15	3-3	1.000	1-1	1.000	0-0	.000	0-0-0	1	0	1	0	1	7
D30 McNeese State	17	0-1	.000	0-0	.000	0-0	.000	0-0-0	1	2	1	0	0	0
J2 Florida State	22	1-3	.333	0-1	.000	0-0	.000	0-2-2	2	2	3	0	1	2
J7 Tennessee	21	2-5	.400	0-0	.000	4-8	.500	1-1-2	2	0	1	0	0	8
J10 Florida	14	0-2	.000	0-0	.000	0-0	.000	0-1-1	2	2	2	0	0	0
J13 Texas A&M														
J17 Vanderbilt														
J21 Auburn														
J24 Georgia														
J28 Ole Miss														
J31 LSU														
F3 Tennessee														
F7 Arkansas														
F10 Alabama														
F14 Missouri														
F19 Ole Miss														
F21 Arkansas														
F25 Kentucky														
F28 South Carolina														
M4 Vanderbilt														
M7 Missouri														
M11 SEC Tournament														

Bloodman's Notes . . .

✓ Had game-high 6 assists in opener versus Western Carolina.

✓ Tied a career-high with 4 steals vs. MVSU, also tallying 11 points and a game-high 7 assists.

✓ Scored 8 points and recorded six assists vs. Utah State.

✓ Shot a perfect 8-for-8 from the free throw line and scored 12 points vs. Clayton State.

✓ Tallied 11 points and 2 steals vs. TCU.

✓ Recorded 5 assists with only one turnover against Tulane.

✓ Had first block of year and second of career vs. USC Upstate.

✓ Scored 7 points vs. Jacksonville, including his first three-pointer of the season.

✓ Scored his 500th-career point against Tennessee.

CAREER STATS FOR TRIVANTE BLOODMAN

Year	GP-GS	Min/Avg	FG-FGA	Pct	3FM-3GA	Pct	FT-FTA	Pct	Rebs	PF-D	Ast	TO	Blk	Stl	Pts/Avg
2012-13	32-32	931/29.1	51-145	.352	12-43	.279	82-113	.726	104-3.3	82-2	75	88	1	37	196/6.1
2013-14	33-17	816/24.7	63-132	.477	9-32	.281	81-111	.730	65-2.0	55-0	82	58	0	30	216/6.5
2014-15	15-10	346/24.7	26-57	.456	1-9	.111	37-47	.787	23-1.5	22-0	40	32	1	14	90/6.0
TOTALS	80-59	2093/26.2	140-334	.419	22-84	.262	200-271	.738	192-2.4	165-2	197	178	2	81	502/6.3

15 I.J. READY



Sophomore | Guard

5-11 | 170

North Little Rock, AR

Parkview Magnet HS

Season Highs

Points: 14, Florida State, 1-2-15
FGM: 6, Florida State, 1-2-15
FGA: 14, Arkansas State, 12-17-14
3FGM: 3, McNeese, 12-30-14
3FGA: 6, McNeese, 12-30-14
FTM: 2, four times, last vs. Florida State, 1-2-15
FTA: 3, Clayton State, 11-24-14
Rebounds: 2, 4x, last vs. Arkansas State, 12-17-14
Assists: 5, twice, last vs. Florida, 1-10-15
Blocks: --
Steals: 3, Florida State, 1-2-15
Minutes: 29, USC Upstate, 12-20-14

Career Highs

Points: 14, twice, last vs. Florida State, 1-2-15
FGM: 6, twice, last vs. Florida State, 1-2-15
FGA: 14, Arkansas State, 12-17-14
3FGM: 3, 3x, last vs. McNeese, 12-30-14
3FGA: 7, TCU, 12-5-13
FTM: 4, Florida Gulf Coast, 12-19-13
FTA: 4, Florida Gulf Coast, 12-19-13
Rebounds: 6, twice, last vs. So. Fla., 12-22-13
Assists: 7, South Florida, 12-22-13
Blocks: --
Steals: 5, Florida Gulf Coast, 12-19-13
Minutes: 35, Arkansas, 2-22-14

2013-14 Game-By-Game

Opponent	MIN	FG	Pct.	3FG	Pct.	FT	Pct.	O-D-R	PF	A	TO	B	S	PTS
N14 Western Carolina	-DNP-													
N17 Mississippi Valley State	-DNP-													
N22 Utah State	15	0-2	.000	0-2	.000	2-2	1.000	0-2-2	2	3	0	0	2	2
N24 Clayton State	19	0-2	.000	0-2	.000	2-3	.667	0-2-2	1	2	1	0	2	2
N28 St. Louis	21	2-6	.333	1-3	.333	0-0	.000	0-2-2	0	5	0	0	1	5
N29 TCU	19	2-5	.400	0-2	.000	0-1	.000	1-0-1	0	1	1	0	2	4
D6 Tulane	17	2-5	.400	0-2	.000	2-2	1.000	0-1-1	0	1	0	0	1	6
D13 Oregon State	17	3-4	.750	1-2	.500	0-0	.000	0-1-1	3	1	2	0	1	7
D17 Arkansas State	27	3-14	.214	1-5	.200	1-1	1.000	0-2-2	1	1	2	0	1	8
D20 USC Upstate	29	3-10	.300	0-4	.000	2-2	1.000	0-1-1	0	1	2	0	0	8
D23 Jacksonville	26	3-6	.500	2-3	.667	0-0	.000	0-1-1	1	2	2	0	2	8
D30 McNeese State	28	3-10	.300	3-6	.500	1-2	.500	0-1-1	1	1	0	0	0	10
J2 Florida State	19	6-7	.857	0-0	.000	2-2	1.000	1-0-1	4	1	2	0	3	14
J7 Tennessee	19	0-1	.000	0-0	.000	0-0	.000	0-0-0	1	2	1	0	1	0
J10 Florida	27	4-8	.500	2-3	.667	0-0	.000	0-0-0	0	5	0	0	1	10
J13 Texas A&M														
J17 Vanderbilt														
J21 Auburn														
J24 Georgia														
J28 Ole Miss														
J31 LSU														
F3 Tennessee														
F7 Arkansas														
F10 Alabama														
F14 Missouri														
F19 Ole Miss														
F21 Arkansas														
F25 Kentucky														
F28 South Carolina														
M4 Vanderbilt														
M7 Missouri														
M11 SEC Tournament														

Ready's Notes . . .

✓ Did not play in the first two games due to surgery to repair a bulging disk.

✓ Made his 2014-15 debut vs. Utah State, recording 2 points, 3 assists and 2 steals.

✓ Tallied a game-high 5 assists to go along with 5 points vs. St. Louis.

✓ Scored 6 points vs. Tulane and 7 points at Oregon State.

✓ Scored 8 points and had a career-high 14 field goal attempts vs. Arkansas State.

✓ Season-high 10 points vs. McNeese and tied career-high with 3 made 3-pointers.

✓ Tied a career-high with 14 points in a win vs. Florida State.

✓ Added 10 points and 5 assists at Florida.

CAREER STATS FOR I.J. READY

Year	GP-GS	Min/Avg	FG-FGA	Pct	3FM-3GA	Pct	FT-FTA	Pct	Rebs	PF-D	Asst	TO	Blk	Stl	Pts/Avg
2013-14	26-21	626/24.1	59-159	.371	17-48	.354	18-21	.857	55-2.1	31-1	69	41	0	32	153/5.9
2014-15	13-6	283/21.8	31-80	.388	10-34	.294	12-15	.800	15-1.2	14-0	26	13	0	17	84/6.5
Totals	39-27	909/23.3	90-239	.377	27-82	.329	30-36	.833	70-1.8	45-1	95	54	0	49	237/6.11

20 **GAVIN WARE**

Junior | Forward

6-9 | 260

Starkville, MS

Starkville HS

Season Highs

Points: 19, MVSU, 11-17-14
FGM: 9, MVSU, 11-17-14
FGA: 12, TCU, 11-29-14
3FGM: --
3FGA: --
FTM: 7, Clayton State, 11-24-14
FTA: 8, twice, last vs. Clayton State, 11-24-14
Rebounds: 10, Western Carolina, 11-14-14
Assists: 1, three times, last vs. Oregon State, 12-13-14
Blocks: 3, three times, last vs. St. Louis, 11-28-14
Steals: 2, Florida State, 1-2-15
Minutes: 32, Western Carolina 11-14-14

Career Highs

Points: 23, MVSU, 11-19-13
FGM: 10, Maryland Eastern Shore, 1-2-14
FGA: 14, Maryland Eastern Shore, 1-2-14
3FGM: --
3FGA: --
FTM: 8, Kentucky, 2-8-14
FTA: 11, MVSU, 11-19-13
Rebounds: 16, Maryland E. Shore, 1-2-14
Assists: 2, Arkansas, 1-23-13
Blocks: 5, Loyola, 12-15-12
Steals: 3, Kennesaw State, 11-14-13
Minutes: 36, Texas A&M, 1-30-13

2013-14 Game-By-Game

Opponent	MIN	FG	Pct.	3FG	Pct.	FT	Pct.	O-D-R	PF	A	TO	B	S	PTS
N14 Western Carolina	32	4-7	.571	0-0	.000	6-8	.750	3-7-10	3	0	2	3	1	14
N17 Mississippi Valley State	23	9-11	.818	0-0	.000	1-1	1.000	4-4-8	2	1	0	3	0	19
N22 Utah State	23	6-7	.857	0-0	.000	0-0	.000	3-5-8	3	0	1	2	0	12
N24 Clayton State	22	2-8	.250	0-0	.000	7-8	.875	2-5-7	2	0	0	1	0	11
N28 St. Louis	22	8-11	.727	0-0	.000	0-0	.000	1-4-5	3	1	2	3	0	16
N29 TCU	29	3-12	.250	0-0	.000	5-6	.833	2-2-4	5	0	3	1	0	11
D6 Tulane	22	4-10	.400	0-0	.000	3-4	.750	2-1-3	2	0	1	2	0	11
D13 Oregon State	28	3-7	.429	0-0	.000	0-0	.000	2-5-7	1	1	0	1	0	6
D17 Arkansas State	17	1-5	.200	0-0	.000	2-2	1.000	2-2-4	0	0	1	0	0	4
D20 USC Upstate	5	0-1	.000	0-0	.000	0-0	.000	0-0-0	2	0	3	0	0	0
D23 Jacksonville	-DNP-													
D30 McNeese State	-DNP-													
J2 Florida State	25	4-7	.571	0-0	.000	2-2	1.000	1-7-8	1	0	1	2	2	10
J7 Tennessee	25	4-5	.800	0-0	.000	4-8	.500	2-7-9	3	0	1	0	1	12
J10 Florida	27	2-5	.400	0-0	.000	2-2	1.000	2-6-8	1	0	1	0	0	6
J13 Texas A&M														
J17 Vanderbilt														
J21 Auburn														
J24 Georgia														
J28 Ole Miss														
J31 LSU														
F3 Tennessee														
F7 Arkansas														
F10 Alabama														
F14 Missouri														
F19 Ole Miss														
F21 Arkansas														
F25 Kentucky														
F28 South Carolina														
M4 Vanderbilt														
M7 Missouri														
M11 SEC Tournament														

Ware's Notes . . .

✓ Had 10th-career double-double against Western Carolina with 14 points and 10 boards.

✓ Scored 19 points and added eight rebounds vs. MVSU.

✓ Tallied 12 points and 8 rebounds against Utah State.

✓ Added 11 points and 7 rebounds vs. Clayton State.

✓ Recorded 16 points and five boards against St. Louis and 11 points vs. TCU, earning all-tournament honors in the Corpus Christi Coastal Classic.

✓ Scored his 700th career point vs. Oregon State.

✓ Sprained ankle early against USC Upstate and played just 5 minutes. Missed two games.

✓ Returned to action against Florida State, recording 10 points and 8 rebounds.

✓ Scored a team-high 12 points to go along with 9 rebounds vs. Tennessee.

CAREER STATS FOR GAVIN WARE

Year	GP-GS	Min/Avg	FG-FGA	Pct	3FM-3GA	Pct	FT-FTA	Pct	Rebs	PF-D	Asst	TO	Blk	Stl	Pts/Avg
2012-13	32-27	824/25.8	110-203	.542	0-0	.000	50-89	.562	206-6.4	65-2	9	40	24	15	270/8.4
2013-14	33-33	858/26.0	129-222	.581	0-0	.000	72-111	.649	236-7.2	82-1	7	45	12	28	330/10.0
2014-15	13-9	300/23.1	50-96	.521	0-0	.000	32-41	.780	81-6.2	28-1	3	16	18	4	132/10.2
TOTALS	78-69	1982/25.4	289-521	.555	0-0	.000	154-241	.639	523-6.7	175-4	19	101	54	47	732/9.4

22 FALLOU NDOYE



Freshman | Forward

6-11 | 222

Taif, Senegal

Findley Prep

Season Highs

Points: 11, South Carolina Upstate, 12-20-14
FGM: 4, South Carolina Upstate, 12-20-14
FGA: 5, twice, last vs. Jacksonville, 12-23-14
3FGM: --
3FGA: --
FTM: 3, twice, last vs. USC Upstate, 12-20-14
FTA: 4, South Carolina Upstate, 12-20-14
Rebounds: 5, twice, last vs. TCU, 11-29-14
Assists: 1, 5x, last vs. McNeese, 12-30-14
Blocks: 1, 3x, last vs. Florida 1-10-15
Steals: 1, 5x, last vs. Florida, 1-10-15
Minutes: 29, McNeese, 12-30-14

Ndoeye's Notes . . .

✓ Scored 2 points and grabbed 3 rebounds vs. Western Carolina in his Bulldog debut.

✓ Made his first career field goal while recording two rebounds and assist vs. MVSU.

✓ Scored 9 points and grabbed two rebounds vs. Utah State.

✓ Recorded 5 rebounds vs. Clayton State.

✓ Tied a season-high with 5 rebounds while recording 2 points and a block vs. TCU.

✓ Added 4 points vs. Arkansas State.

✓ Totaled career-high 11 points vs. USC Upstate in first-career start.

✓ Scored 6 points against both Jacksonville and McNeese.

2013-14 Game-By-Game

Opponent	MIN	FG	Pct.	3FG	Pct.	FT	Pct.	O-D-R	PF	A	TO	B	S	PTS
N14 Western Carolina	8	0-0	.000	0-0	.000	2-2	1.000	1-2-3	0	0	1	0	1	2
N17 Mississippi Valley State	17	1-1	1.000	0-0	.000	1-2	.500	0-2-2	2	1	1	0	0	3
N22 Utah State	17	3-3	1.000	0-0	.000	3-3	1.000	2-0-2	2	0	2	0	0	9
N24 Clayton State	18	2-3	.667	0-0	.000	1-2	.500	1-4-5	2	0	2	1	0	5
N28 St. Louis	13	1-2	.500	0-0	.000	0-0	.000	0-2-2	5	0	0	0	1	2
N29 TCU	20	1-4	.250	0-0	.000	0-1	.000	4-1-5	5	0	1	1	0	2
D6 Tulane	18	0-0	.000	0-0	.000	0-0	.000	0-2-2	2	1	1	0	0	0
D13 Oregon State	12	0-0	.000	0-0	.000	0-0	.000	0-1-1	0	0	0	0	0	0
D17 Arkansas State	13	2-3	.667	0-0	.000	0-0	.000	0-1-1	3	1	1	0	1	4
D20 USC Upstate	21	4-5	.800	0-0	.000	3-4	.750	3-0-3	4	0	1	0	0	11
D23 Jacksonville	28	3-5	.600	0-0	.000	0-0	.000	1-2-3	4	1	2	0	0	6
D30 McNeese State	29	3-4	.750	0-0	.000	0-0	.000	1-1-2	3	1	2	0	1	6
J2 Florida State	11	1-2	.500	0-0	.000	0-0	.000	1-0-1	5	0	0	0	0	2
J7 Tennessee	11	0-2	.000	0-0	.000	0-1	.000	0-0-0	1	0	1	0	0	0
J10 Florida	13	0-1	.000	0-0	.000	0-0	.000	0-0-0	2	0	3	1	1	0
J13 Texas A&M														
J17 Vanderbilt														
J21 Auburn														
J24 Georgia														
J28 Ole Miss														
J31 LSU														
F3 Tennessee														
F7 Arkansas														
F10 Alabama														
F14 Missouri														
F19 Ole Miss														
F21 Arkansas														
F25 Kentucky														
F28 South Carolina														
M4 Vanderbilt														
M7 Missouri														
M11 SEC Tournament														

CAREER STATS For FALLOU NDOYE

Year	GP-GS	Min/Avg	FG-FGA	Pct	3FM-3GA	Pct	FT-FTA	Pct	Rebs	PF-D	Asst	TO	Blk	Stl	Pts/Avg
2014-15	15-6	249/16.6	21-35	.600	0-0	.000	10-15	.667	32-2.1	40-3	8	16	3	4	52/3.5

23 TRAVIS DANIELS



Junior | Guard

6-8 | 219

Tuscaloosa, AL

Shelton State CC

Season Highs

Points: 21, St. Louis, 11-28-14
FGM: 8, St. Louis, 11-28-14
FGA: 11, St. Louis, 11-28-14
3FGM: 4, St. Louis, 11-28-14
3FGA: 5, twice, last vs. St. Louis, 11-28-14
FTM: 5, twice, last vs. Tulane, 12-6-14
FTA: 7, twice, last vs. Tulane, 12-6-14
Rebounds: 9, Tulane, 12-6-14
Assists: 2, MVSU, 11-17-14
Blocks: 1, Clayton State, 11-24-14
Steals: 2, twice, last vs. Florida State, 1-2-15
Minutes: 34, Tulane, 12-6-14

Daniels' Notes . . .

✓ Scored 2 points and grabbed 1 rebound against Western Carolina in Bulldog debut.

✓ Tallied 10 points, 6 boards and 2 assists vs. MVSU.

✓ Scored a season-high 21 points against St. Louis.

✓ Paced MSU with 13 points and a season-high 9 rebounds vs. Tulane.

✓ For first time this year, didn't start vs. USC Upstate.

✓ Added 12 points and 5 rebounds against Florida State.

2013-14 Game-By-Game

Opponent	MIN	FG	Pct.	3FG	Pct.	FT	Pct.	O-D-R	PF	A	TO	B	S	PTS
N14 Western Carolina	18	1-3	.333	0-0	.000	0-0	.000	0-1-1	2	0	2	0	1	2
N17 Mississippi Valley State	26	2-6	.333	1-5	.200	5-7	.714	1-5-6	0	2	3	0	0	10
N22 Utah State	32	3-8	.375	1-3	.333	0-2	.000	4-4-8	1	0	1	0	2	7
N24 Clayton State	21	1-3	.333	0-1	.000	0-0	.000	1-4-5	1	1	0	1	0	2
N28 St. Louis	28	8-11	.727	4-5	.800	1-1	1.000	2-4-6	0	1	0	0	0	21
N29 TCU	28	2-5	.400	0-0	.000	1-3	.333	1-4-5	4	1	1	0	1	5
D6 Tulane	34	4-10	.400	0-3	.000	5-7	.714	3-6-9	2	0	3	0	1	13
D13 Oregon State	26	1-8	.125	0-4	.000	0-0	.000	2-3-5	2	0	4	0	0	2
D17 Arkansas State	8	0-3	.000	0-1	.000	0-0	.000	2-0-2	0	0	0	0	0	0
D20 USC Upstate	20	2-7	.286	0-2	.000	0-0	.000	1-5-6	1	0	3	0	0	4
D23 Jacksonville	23	5-7	.714	2-4	.500	1-2	.500	1-7-8	3	1	2	0	1	13
D30 McNeese State	22	2-5	.400	1-4	.250	2-2	1.000	1-3-4	2	0	1	0	0	7
J2 Florida State	27	5-9	.556	1-4	.250	1-1	1.000	1-4-5	3	1	2	0	2	12
J7 Tennessee	19	3-5	.600	1-3	.333	0-0	.000	3-2-5	1	0	3	0	0	7
J10 Florida	14	0-4	.000	0-2	.000	0-0	.000	2-0-2	4	0	1	0	1	0
J13 Texas A&M														
J17 Vanderbilt														
J21 Auburn														
J24 Georgia														
J28 Ole Miss														
J31 LSU														
F3 Tennessee														
F7 Arkansas														
F10 Alabama														
F14 Missouri														
F19 Ole Miss														
F21 Arkansas														
F25 Kentucky														
F28 South Carolina														
M4 Vanderbilt														
M7 Missouri														
M11 SEC Tournament														

CAREER STATS FOR TRAVIS DANIELS

Year	GP-GS	Min/Avg	FG-FGA	Pct	3FM-3GA	Pct	FT-FTA	Pct	Rebs	PF-D	Ast	TO	Blk	Stl	Pts/Avg
2014-15	15-14	346/23.1	39-94	.415	11-41	.268	16-25	.640	77-5.1	26-0	7	26	1	9	105/7.0

25 ROQUEZ JOHNSON



Junior | Forward

6-7 | 210

Montgomery, AL

G.W. Carver HS

Season Highs

Points: 20, twice, last vs. Arkansas State, 12-17-14
FGM: 9, MVSU, 11-17-14
FGA: 13, Clayton State, 11-24-14
3FGM: --
3FGA: --
FTM: 9, USC Upstate, 12-20-14
FTA: 13, USC Upstate, 12-20-14
Rebounds: 9, USC Upstate, 12-20-14
Assists: 2, MVSU, 11-17-14
Blocks: 3, Tennessee, 1-7-15
Steals: 2, 4x, last vs. Jacksonville, 12-23-14
Minutes: 35, twice, last vs. UPST, 12-20-14

Career Highs

Points: 20, 4x, last vs. Arkansas State, 12-17-14
FGM: 9, MVSU, 11-17-14
FGA: 13, 4 times, last vs. Clayton State, 11-24-14
3FGM: 1, six times, last vs. Florida, 2-9-13
3FGA: 3, North Carolina, 11-19-12
FTM: 10, Auburn, 1-22-14
FTA: 16, Auburn, 1-22-14
Rebounds: 11, Loyola-Chicago, 12-1-13
Assists: 2, six times, last vs. MVSU, 11-17-14
Blocks: 3, 3x, last vs. Tennessee, 1-7-15
Steals: 6, Texas, 11-21-12
Minutes: 37, Loyola-Chicago, 12-1-13

2013-14 Game-By-Game

Opponent	MIN	FG	Pct.	3FG	Pct.	FT	Pct.	O-D-R	PF	A	TO	B	S	PTS
N14 Western Carolina	24	5-7	.714	0-0	.000	6-9	.667	1-4-5	3	1	3	0	1	16
N17 Mississippi Valley State	23	9-10	.900	0-0	.000	2-4	.500	3-2-5	3	2	2	1	0	20
N22 Utah State	35	6-12	.500	0-0	.000	3-5	.600	4-0-4	0	1	1	0	2	15
N24 Clayton State	27	7-13	.538	0-0	.000	1-2	.500	6-2-8	1	0	1	0	2	15
N28 St. Louis	26	2-4	.500	0-0	.000	1-2	.500	1-4-5	0	1	3	0	0	5
N29 TCU	18	1-4	.250	0-0	.000	0-0	.000	1-1-2	3	1	2	0	1	2
D6 Tulane	34	5-9	.556	0-0	.000	0-1	.000	1-5-6	2	0	3	0	1	10
D13 Oregon State	25	2-5	.400	0-0	.000	1-2	.500	2-4-6	3	1	2	0	1	5
D17 Arkansas State	32	8-11	.727	0-0	.000	4-4	1.000	2-5-7	2	0	1	0	1	20
D20 USC Upstate	35	3-5	.600	0-0	.000	9-13	.692	5-4-9	1	1	2	0	2	15
D23 Jacksonville	22	3-5	.600	0-0	.000	5-8	.625	6-2-8	1	0	2	0	2	11
D30 McNeese State	23	0-3	.000	0-0	.000	0-0	.000	1-3-4	1	1	1	0	0	0
J2 Florida State	20	2-3	.667	0-0	.000	3-4	.750	3-3-6	3	0	2	0	0	7
J7 Tennessee	26	0-1	.000	0-0	.000	2-2	1.000	0-0-0	4	0	1	3	1	2
J10 Florida	27	4-9	.444	0-0	.000	3-6	.500	2-3-5	2	0	1	0	0	11
J13 Texas A&M														
J17 Vanderbilt														
J21 Auburn														
J24 Georgia														
J28 Ole Miss														
J31 LSU														
F3 Tennessee														
F7 Arkansas														
F10 Alabama														
F14 Missouri														
F19 Ole Miss														
F21 Arkansas														
F25 Kentucky														
F28 South Carolina														
M4 Vanderbilt														
M7 Missouri														
M11 SEC Tournament														

Johnson's Notes . . .

✓ Scored a team-high 16 points versus Western Carolina to go along with his 5 rebounds.

✓ Made a career-best 9 field goals and tied his career-highs for points (20) and assists (2) vs. MVSU.

✓ Played a season-high 35 minutes vs. Utah State, scoring 15 points to go along with 4 rebounds and 2 steals.

✓ Recored a game-high 15 points and 8 rebounds vs. Clayton State.

✓ Logged 34 minutes at Tulane, scoring 10 points.

✓ Tied a career-high with 20 points to go along with 7 rebounds vs. Arkansas State.

✓ Season high 9 rebounds vs. USC Upstate.

✓ Added 11 points vs. Jacksonville, giving him 700 for his career.

✓ Against McNeese, failed to score for first time this season.

✓ Scored a team-high 11 points at Florida.

CAREER STATS FOR ROQUEZ JOHNSON

Year	GP-GS	Min/Avg	FG-FGA	Pct	3FM-3GA	Pct	FT-FTA	Pct	Rebs	PF-D	Ast	TO	Blk	Stl	Pts/Avg
2011-12	13-0	45/3.5	0-3	.000	0-0	.000	1-6	.167	11-0.8	6-0	0	6	3	1	1/0.1
2012-13	28-8	730/26.1	77-181	.425	5-18	.278	87-146	.596	127-4.5	69-2	12	70	15	22	246/8.8
2013-14	33-8	781/23.7	114-239	.477	0-6	.000	91-147	.619	152-4.6	72-2	17	47	4	18	319/9.7
2014-15	15-9	397/26.5	57-101	.564	0-0	.000	40-62	.645	80-5.3	29-0	9	27	4	14	154/10.3
TOTALS	89-25	1953/21.9	248-524	.473	5-24	.208	219-361	.607	370-4.2	176-4	38	150	26	55	720/8.1

32 CRAIG SWORD



Sophomore | Guard

6-3 | 196

Montgomery, AL

G.W. Carver HS

Season Highs

Points: 11, McNeese State, 12-30-14
 FGM: 5, McNeese State, 12-30-14
 FGA: 9, twice, last vs. Florida State, 1-2-15
 3FGM: 2, Oregon State, 12-13-14
 3FGA: 7, Oregon State, 12-13-14
 FTM: 7, Tennessee, 1-7-15
 FTA: 8, Tennessee, 1-7-15
 Rebounds: 4, Florida, 1-10-15
 Assists: 4, Jacksonville, 12-23-14
 Blocks: 1, 3x, last vs. Florida, 1-10-15
 Steals: 2, 3x, last vs. Tennessee, 1-7-15
 Minutes: 31, Oregon State, 12-13-14

Career Highs

Points: 33, LSU, 2-19-14
 FGM: 11, LSU, 2-19-14
 FGA: 17, twice, last vs. Tennessee, 3-14-13
 3FGM: 3, Ole Miss, 3-13-14
 3FGA: 7, twice, last vs. Oregon State, 12-13-14
 FTM: 15, Ole Miss, 1-11-14
 FTA: 18, Ole Miss, 1-11-14
 RBs: 8, three times, last vs. Ole Miss, 3-13-14
 Assists: 9, Ole Miss, 1-11-14
 Blocks: 2, seven times, last vs. TAMU, 1-18-14
 Steals: 7, Ole Miss, 1-11-14
 Minutes: 39, Texas A&M, 1-18-14

2013-14 Game-By-Game

Opponent	MIN	FG	Pct.	3FG	Pct.	FT	Pct.	O-D-R	PF	A	TO	B	S	PTS
N14 Western Carolina	-DNP-													
N17 Mississippi Valley State	-DNP-													
N22 Utah State	-DNP-													
N24 Clayton State	-DNP-													
N28 St. Louis	11	0-0	.000	0-0	.000	0-0	.000	0-2-2	2	1	3	1	0	0
N29 TCU	11	0-3	.000	0-1	.000	0-0	.000	0-2-2	0	0	0	0	0	0
D6 Tulane	2	0-0	.000	0-0	.000	0-0	.000	0-0-0	0	0	1	0	0	0
D13 Oregon State	31	3-8	.375	2-7	.286	0-1	.000	0-3-3	3	1	6	0	1	8
D17 Arkansas State	21	1-6	.167	1-3	.333	0-1	.000	0-1-1	2	0	1	0	2	3
D20 USC Upstate	8	0-3	.000	0-1	.000	0-0	.000	0-2-2	3	0	1	0	0	0
D23 Jacksonville	19	2-6	.333	1-1	1.000	2-2	1.000	0-1-1	3	4	1	0	2	7
D30 McNeese State	26	5-9	.556	0-2	.000	1-4	.250	0-2-2	0	1	2	1	1	11
J2 Florida State	22	3-9	.333	0-2	.000	2-2	1.000	0-1-1	1	2	1	0	0	8
J7 Tennessee	22	1-2	.500	0-0	.000	7-8	.875	0-1-1	5	1	2	0	2	9
J10 Florida	26	2-5	.400	0-1	.000	1-2	.500	1-3-4	0	0	3	1	0	5
J13 Texas A&M														
J17 Vanderbilt														
J21 Auburn														
J24 Georgia														
J28 Ole Miss														
J31 LSU														
F3 Tennessee														
F7 Arkansas														
F10 Alabama														
F14 Missouri														
F19 Ole Miss														
F21 Arkansas														
F25 Kentucky														
F28 South Carolina														
M4 Vanderbilt														
M7 Missouri														
M11 SEC Tournament														

Sword's Notes . . .

✓ Did not play in the first four games due to surgery to repair a bulging disk.

✓ Made his first appearance this season against St. Louis, logging 2 rebounds and an assist in 11 minutes.

✓ Scored 8 points and added 3 boards in his first start of the season vs. Oregon State.

✓ Season-high 11 points vs. McNeese.

✓ Added 8 points and 2 assists vs. Florida State.

CAREER STATS FOR CRAIG SWORD

Year	GP-GS	Min/Avg	FG-FGA	Pct	3FM-3GA	Pct	FT-FTA	Pct	Rebs	PF-D	Asst	TO	Blk	Stl	Pts/Avg
2012-13	32-30	854/26.7	120-296	.405	13-67	.194	82-148	.554	92-2.9	92-8	75	127	14	55	335/10.5
2013-14	32-32	900/28.1	157-324	.485	12-44	.273	111-179	.620	120-3.8	93-4	88	96	15	60	437/13.7
2014-15	11-5	199/18.1	17-51	.333	4-18	.222	13-20	.650	19-1.7	19-1	10	21	3	8	51/4.6
TOTALS	75-67	1953/26.0	294-671	.438	29-129	.225	206-347	.594	231-3.1	204-13	173	244	32	123	823/11.0

33 OLIVER BLACK



Freshman | Forward

6-9 | 224

Jackson, MS

Wingfield HS

Season Highs

Points: 9, McNeese State, 12-30-14
FGM: 4, McNeese State, 12-30-14
FGA: 6, McNeese State, 12-30-14
3FGM: --
3FGA: --
FTM: 1, 5x, last vs. Tennessee, 1-7-15
FTA: 4, Tennessee, 1-7-15
Rebounds: 5, MVSU, 11-17-14
Assists: 1, 3x, last vs. Florida State, 1-2-15
Blocks: 2, Jacksonville, 12-23-14
Steals: 2, McNeese State, 12-30-14
Minutes: 26, McNeese State, 12-30-14

Black's Notes . . .

✓ Scored 1 point and grabbed 2 rebounds against Western Carolina his Bulldog debut.

✓ Pulled down 5 rebounds vs. MVSU.

✓ Added 3 points and 4 rebounds against Clayton State.

✓ Recorded 4 rebounds and his first-career assist vs. St. Louis.

✓ Grabbed 4 rebounds in 9 minutes vs. Arkansas State.

✓ Earned his first-career start vs. Jacksonville, grabbing 4 rebounds and blocking 2 shots in a season-high 21 minutes.

✓ Had career-highs in minutes (26), FG made (4), FG attempted (6), steals (2) and points (9) vs McNeese State.

2013-14 Game-By-Game

Opponent	MIN	FG	Pct.	3FG	Pct.	FT	Pct.	O-D-R	PF	A	TO	B	S	PTS
N14 Western Carolina	17	0-0	.000	0-0	.000	1-2	.500	1-1-2	0	0	1	1	1	1
N17 Mississippi Valley State	9	0-0	.000	0-0	.000	0-0	.000	2-3-5	3	0	3	0	0	0
N22 Utah State	3	0-0	.000	0-0	.000	0-0	.000	0-0-0	0	0	0	0	0	0
N24 Clayton State	13	1-2	.500	0-0	.000	1-3	.333	0-4-4	0	0	1	0	0	3
N28 St. Louis	17	0-2	.000	0-0	.000	1-2	.500	3-1-4	2	1	1	0	0	1
N29 TCU	6	0-0	.000	0-0	.000	0-0	.000	0-0-0	2	0	0	0	0	0
D6 Tulane	6	1-1	1.000	0-0	.000	0-0	.000	0-0-0	1	0	0	0	0	2
D13 Oregon State	5	0-0	.000	0-0	.000	0-0	.000	0-0-0	0	0	0	0	0	0
D17 Arkansas State	9	0-0	.000	0-0	.000	0-0	.000	0-4-4	2	0	1	1	0	0
D20 USC Upstate	19	0-1	.000	0-0	.000	0-0	.000	0-3-3	1	0	0	0	0	0
D23 Jacksonville	21	0-0	.000	0-0	.000	0-0	.000	1-3-4	4	1	3	2	0	0
D30 McNeese State	26	4-6	.667	0-0	.000	1-2	.500	3-1-4	2	0	0	0	2	9
J2 Florida State	24	1-2	.500	0-0	.000	0-0	.000	0-0-0	2	1	1	0	1	2
J7 Tennessee	18	0-2	.000	0-0	.000	1-4	.250	1-3-4	0	0	2	0	0	1
J10 Florida	11	0-0	.000	0-0	.000	0-0	.000	0-1-1	0	0	0	0	0	0
J13 Texas A&M														
J17 Vanderbilt														
J21 Auburn														
J24 Georgia														
J28 Ole Miss														
J31 LSU														
F3 Tennessee														
F7 Arkansas														
F10 Alabama														
F14 Missouri														
F19 Ole Miss														
F21 Arkansas														
F25 Kentucky														
F28 South Carolina														
M4 Vanderbilt														
M7 Missouri														
M11 SEC Tournament														

CAREER STATS FOR OLIVER BLACK

Year	GP-GS	Min/Avg	FG-FGA	Pct	3FM-3GA	Pct	FT-FTA	Pct	Rebs	PF-D	Ass	TO	Blk	Stl	Pts/Avg
2014-15	15-4	204/13.6	7-16	.438	0-0	.000	5-13	.385	35-2.3	19-0	3	13	4	4	19/1.3

EXHIBITION 1 — Nov. 6, 2014

Mississippi State	72
Delta State	51

Humphrey Coliseum • 6 p.m.
Starkville, MS

Mississippi State's fast start carried the Bulldogs to a 72-51 exhibition victory against Delta State.

Gavin Ware led MSU with 19 points on a 9 of 13 night from the field. Demetrius Houston added 12 points in his Maroon and White debut, while Fallou Ndoye added 11 points in his first live action.

MSU held its Division II opponent to one field goal the first eight minutes. During that stretch, Ware was already establishing his presence inside and the Bulldogs were quickly building an 18-2 advantage.

MSU shot 48.1 percent from the floor and led 37-16 at the intermission.

For the contest, MSU hit 26 of 59 shots from the field (44.1 percent), 2 of 8 shots from 3-point range (25.0 percent) and 18 of 24 shots from the foul line (75.0 percent). Delta State hit 17 of 46 shots from the field (37.0 percent), 7 of 17 shots from 3-point range (41.2 percent) and 10 of 18 shots from the foul line (55.6 percent).

MSU held a 38-34 rebounding advantage. The Bulldogs had 15 assists and 12 turnovers, while the Statesmen had nine assists and 25 turnovers.

Delta State received 25 points from Devin Schmidt and 11 points from Jack Magden.

Delta State

Player	FG	3FG	FT	RB	P	PT	A	Min
Smith	f 1-5	0-1	2-2	5	2	4	1	17
Harrick	g 1-3	0-0	1-2	3	3	3	0	18
Madgen	g 3-8	3-6	2-2	2	0	11	5	38
Chisholm	g 1-4	0-0	0-0	3	1	2	0	28
Schmidt	g 9-21	4-9	3-5	5	1	25	2	37
Denney	0-0	0-0	0-0	0	0	0	0	1
Davis	1-3	0-0	0-3	6	4	2	0	22
Gillis	0-0	0-0	1-2	4	4	1	0	7
Rowe	0-1	0-1	1-2	1	1	1	1	18
Hester	1-1	0-0	0-0	2	5	2	0	14
TOTALS	17-46	7-17	10-18	34	21	51	9	200

Mississippi State

Player	FG	3FG	FT	RB	PF	PT	A	Min
Ware	f 9-13	0-0	1-2	6	4	19	0	19
Thomas	g 2-6	0-1	0-0	12	3	4	2	25
Bloodman	g 1-2	0-0	4-4	3	1	6	5	26
Daniels	g 0-3	0-2	5-6	0	1	5	1	22
Johnson	f 3-5	0-0	1-3	2	2	7	1	18
Dunlap	0-4	0-3	2-2	4	1	2	1	17
Houston	5-8	2-2	0-0	5	2	12	2	20
Butler	0-0	0-0	0-0	0	1	0	0	4
Johnson	0-2	0-0	0-0	2	0	0	0	6
Ndoye	3-10	0-0	5-7	6	4	11	1	21
Black	3-6	0-0	0-0	5	1	6	2	22
TOTALS	26-59	2-8	18-24	38	20	72	15	200

Halftime: MSU 37, DSU 16. FG%: MSU 44.1%, DSU 34.7%. 3FG%: MSU 25.0%, DSU 41.2%. FT%: MSU 75.0%, DSU 55.6%. Turnovers: MSU 12 (Ware 5), DSU 25 (Schmidt 5). Blocked Shots: MSU 5 (Ndoye 3), DSU 6 (Davis 3). Steals: MSU 8 (Houston 2), DSU 3 (Three players with 1). Officials: Joe Lindsey, Sean Casey, Wil Howard. Attendance: N/A.

GAME 1 — Nov. 14, 2014

Mississippi State	66
Western Carolina	56

Humphrey Coliseum • 5:30 p.m.
Starkville, MS

Mississippi State ushered in its 103th season of basketball Friday by knocking off Western Carolina, 66-56. And in the process, the Bulldogs collected their 400th win at Humphrey Coliseum.

Roquez Johnson paced MSU with 16 points, while Fred Thomas added 15. Gavin Ware recorded his 10th-career double-double with 14 points and 10 rebounds.

Five players made their MSU debut, including Maurice Dunlap and Demetrius Houston, who totaled 6 points and 7 rebounds, respectively.

Mississippi State went into the break up 31-30 on a putback by Ware at the buzzer.

The Bulldogs jumped out to the quick 4-0 lead, but the Catamounts hit a couple of 3-pointers to take an 18-15 advantage.

MSU responded, however, when Dunlap drained back-to-back treys to put his team up. At the half, the Bulldogs led by nine, 35-26.

Mississippi State opened up the second half with an 8-2 run to extend its lead to 39-32. The Catamounts would cut the Bulldogs lead to five, but a pair of free throws by Thomas and a jumper by Travis Daniels put the Bulldogs up seven at the halfway mark.

MSU pushed its lead to double digits for the first time at 57-47 thanks to a pair of free throws from Johnson. WCU would cut it as close as six in the final moments of the game, but clutch free throw shooting by the Bulldogs would seal the contest.

Western Carolina

Player	FG	3FG	FT	RB	PF	PT	A	Min
Brummitt	f 3-9	0-0	0-0	2	5	6	1	25
Thompson	f 0-2	0-0	0-0	1	2	0	2	11
Brown	g 4-15	2-8	1-3	4	2	11	3	38
Harrelson	g 5-12	3-9	1-2	1	0	14	3	37
Sinclair	g 7-14	3-6	3-5	3	2	20	1	36
Hall	0-2	0-0	0-0	5	5	0	1	16
Peterson	0-0	0-0	0-0	0	0	0	0	7
Browning	2-4	1-1	0-0	5	5	5	0	26
Williams	0-0	0-0	0-0	0	0	0	0	1
Brooks	0-0	0-0	0-0	0	1	0	1	3
TOTALS	21-58	9-24	5-10	27	22	56	12	200

Mississippi State

Player	FG	3FG	FT	RB	PF	PT	A	Min
Ware	f 4-7	0-0	6-8	10	3	14	0	32
Johnson	f 5-7	0-0	6-9	5	3	16	1	24
Thomas	g 4-10	2-5	5-5	6	2	15	0	32
Bloodman	g 1-2	0-0	5-6	2	2	7	6	32
Daniels	g 1-3	0-0	0-0	1	2	2	0	18
Dunlap	2-4	2-4	0-0	1	3	6	0	15
Houston	0-4	0-0	3-5	7	3	3	0	22
Ndoye	0-0	0-0	2-2	3	0	2	0	8
Black	0-0	0-0	1-2	2	0	1	0	17
TOTALS	17-37	4-9	28-37	39	18	66	7	200

Halftime: MSU 31, WCU 30. FG%: MSU 45.9%, WCU 36.2%. 3FG%: MSU 44.4%, WCU 37.5%. FT%: MSU 75.7%, WCU 50%. Turnovers: MSU 16 (Johnson, Thomas, Bloodman 3), WCU 11 (Harrelson 3). Blocked Shots: MSU 5 (Ware 3), WCU 4 (Browning, 2). Steals: MSU 5 (Ware, Johnson, Daniels, Ndoye, Black 1), WCU 10 (Browning, 4). Officials: Jim Burr, John Heatly, Kevin Fehr. Attendance: 6,261.

GAME 2 — Nov. 17, 2014

Mississippi State	89
Mississippi Valley State	68

Humphrey Coliseum • 7 p.m.
Starkville, MS

Fred Thomas scored 17 points on 4-of-7 shooting, with three 3-point baskets as MSU rolled past Mississippi Valley State, 89-68.

MSU shot 59.6 percent from the floor and held a plus-22 rebounding advantage against the smaller MVSU lineup.

Travis Daniels hit a 3-point basket and Fred Thomas followed with back-to-back 3's as MSU quickly built an 11-5 advantage. The lead was stretched to 13 at 21-8 when Thomas hit four free throws on one possession after a flagrant foul.

A layup by Trivante Bloodman ran the lead to 25-8 with 14:35 left in the first half.

MSU shot 69.0 percent in the opening half and led 58-34 at halftime.

In the second half, MSU stretched the lead to 73-40 after back-to-back baskets by Roquez Johnson. Johnson joined Ware in the dominance of the inside game, as he led the Bulldogs with a game-high 20 points.

For the contest, the Bulldogs hit 31 of 52 shots from the field (59.6 percent), 4 of 15 shots from 3-point range (26.7 percent) and 23 of 32 shots from the foul line (71.9 percent). The Delta Devils hit 24 of 68 shots from the field (35.3 percent), 8 of 28 shots from 3-point range (28.6 percent) and 12 of 18 shots from the foul line (66.7 percent).

MSU held a 47-25 rebounding advantage.

Mississippi Valley State

Player	FG	3FG	FT	RB	PF	PT	A	Min
Whitfield	f 0-0	0-0	1-2	3	2	1	0	17
Milshtein	f 0-0	0-0	0-0	3	1	0	0	8
Priar	g 3-6	2-4	1-1	0	3	8	0	24
Washington	g 7-14	3-7	1-1	0	3	18	1	27
Williams	g 4-14	1-5	2-2	4	1	11	2	24
Vaughn	0-1	0-0	0-1	5	5	0	0	14
Jackson	1-3	0-2	0-0	0	0	2	0	9
Simmons	2-8	0-1	2-2	2	0	6	3	15
Corley	5-18	2-8	5-6	3	1	17	2	31
Kelly	2-2	0-0	1-4	0	3	5	1	6
Bargman	0-2	0-1	0-0	0	2	0	2	12
TOTALS	24-68	8-28	12-18	25	21	68	12	200

Mississippi State

Player	FG	3FG	FT	RB	PF	PT	A	Min
Ware	f 9-11	0-0	1-1	8	2	19	1	23
Johnson	f 9-10	0-0	2-4	5	3	20	2	23
Thomas	g 4-7	3-4	6-8	3	2	17	2	30
Bloodman	g 4-5	0-1	3-4	3	3	11	2	30
Daniels	g 0-5	1-5	5-7	6	0	10	2	26
Dunlap	0-5	0-2	5-6	2	1	5	1	16
Houston	2-6	0-2	0-0	7	1	4	0	20
Butler	0-1	0-1	0-0	0	0	0	0	3
Johnson	0-0	0-0	0-0	1	0	0	0	3
Ndoye	1-1	0-0	1-2	2	2	3	1	17
Black	0-0	0-0	0-0	5	3	0	0	9
TOTALS	31-52	4-15	23-23	47	17	89	16	200

Halftime: MSU 58, MVSU 34. FG%: MSU 59.9%, MVSU 35.5%. 3FG%: MSU 26.7%, MVSU 28.6%. FT%: MSU 71.9%, MVSU 66.7%. Turnovers: MSU 26 (Thomas 6), MVSU 16 (Priar 5). Blocked Shots: MSU 6 (Ware 3), MVSU 0. Steals: MSU 6 (Bloodman 4), MVSU 16 (Bargman 5). Officials: Vladimir Voyard-Tadal, Jacyn Goble, Brent Hampton. Attendance: 6,065.

GAME 3 — Nov. 22, 2014

Mississippi State	71
Utah State	63

Humphrey Coliseum • Noon
Starkville, MS

Behind 15-point efforts from both Fred Thomas and Roquez Johnson, Mississippi State rallied in the second half to beat Utah State 71-63.

In a game that featured 18 lead changes and 9 ties, the Bulldogs found themselves trailing 38-34 at the break.

The Aggies quickly extended the lead to 41-34 on a 3-pointer by Chris Smith, but the Bulldogs slowly chipped away and went up 42-41 on a 3-pointer by Thomas.

For the next 12 minutes, the lead continued to change hands. But with 5:38 to play, a dunk by Gavin Ware gave the Bulldogs a 59-58 advantage, one it never relinquished. Ware rounded out the double-digit scoring for MSU with 12 points to go along with his 8 rebounds.

MSU, which dominated the boards 38-21, was clutch down the stretch at the free throw line. In the final three minutes, the Bulldogs were 8 of 8 at the charity stripe, thanks to a 6-for-6 effort by Trivante Bloodman.

Mississippi State made 24 of its 52 shots, including a 4-of-15 mark beyond the arc. The Aggies were 20 of 47 shooting, and after making 7 of their 14 attempts from long range in the first half, they were just 3 of 13 in the final 20 minutes.

Chris Smith and Darius Perkins paced Utah State with 14 points each, while Jalen Moore added 13.

Utah State

Player	FG	3FG	FT	RB	PF	PT	A	Min
Collette	f 3-5	0-0	0-0	0	4	6	3	24
Perkins	g 5-14	4-11	0-1	2	3	14	1	31
Moore	g 5-10	1-5	2-2	3	3	13	1	29
McGlastong	2-4	2-3	3-4	1	0	9	2	21
Smith	g 3-7	3-6	5-6	4	2	14	2	33
Cureton	0-1	0-0	1-2	0	0	1	0	7
Noma'aea	0-0	0-0	0-0	0	0	0	1	1
Pearre	0-3	0-2	0-0	2	1	0	0	19
Bolton	1-1	0-0	0-0	0	1	2	0	8
Harris	0-1	0-0	0-0	1	2	0	0	17
Jones	1-1	0-0	2-2	3	4	4	2	10
TOTALS	20-47	10-27	13-17	21	20	63	12	200

Mississippi State

Player	FG	3FG	FT	RB	PF	PT	A	Min
Ware	f 6-7	0-0	0-0	8	3	12	0	23
Johnson	f 6-12	0-0	3-5	4	0	15	1	35
Thomas	g 4-12	2-5	5-9	3	2	15	1	32
Bloodman	g 1-2	0-1	6-6	3	4	8	6	26
Daniels	g 3-8	1-3	0-2	8	1	7	0	32
Dunlap	0-1	0-1	0-0	0	1	0	0	7
Houston	1-5	1-3	0-0	3	0	3	1	10
Ready	0-2	0-2	2-2	2	2	2	3	15
Ndoye	3-3	0-0	3-3	2	2	9	0	17
Black	0-0	0-0	0-0	0	0	0	0	3
TOTALS	24-52	4-15	19-27	38	15	71	12	200

Halftime: USU 38, MSU 34. FG%: MSU 47.8%, USU 50.0%. 3FG%: MSU 33.3%, USU 50.0%. FT%: MSU 66.7%, USU 73.3%. Turnovers: MSU 12 (Houston 4), USU 13 (Perkins 5). Blocked Shots: MSU 2 (Ware 2), USU 4 (Collette 2). Steals: MSU 7 (Daniels, Ready 2), USU 7 (Three players with 2). Officials: Mike Nance, Karl Hess, Patrick Evans. Attendance: 7,240.

GAME 4 — Nov. 24, 2014

Mississippi State	
Clayton State	

Humphrey Coliseum • 7 p.m.
Starkville, MS

Roquez Johnson led Mississippi State with 15 points in a 59-46 win against Clayton State.

MSU shot a season-low 38.0 percent from the field but rode a plus-13 advantage to the easy victory. MSU led by as many as 20 midway through the game's second half.

Johnson was followed in the scoring column by Trivante Bloodman with 12 points and Gavin Ware with 11. Johnson had a team-high eight rebounds, while Ware had seven rebounds.

MSU built an early 11-4 lead before Clayton State rallied for an 11-11 tie. The Bulldogs took the lead for good at 15-13 on a basket by Johnson. It would eventually be a 12-0 run for MSU and a 29-15 lead with 2:56 left in the half.

Clayton State only had one field goal over the final 7:39 as MSU led 29-18 at halftime.

The Bulldogs stretched the lead to 16 early in the second half. The Lakers closed within nine points at 37-28. MSU followed with an 11-0 run to remove all doubt from the contest.

For the contest, the Bulldogs hit 19 of 50 shots from the field (38.0 percent), 0 of 7 shots from 3-point range (0.0 percent) and 21 of 27 shots from the foul line (77.8 percent). The Lakers hit 18 of 52 shots from the field (34.6 percent), 4 of 21 shots from 3-point range (19.0 percent) and 6 of 15 shots from the foul line (40.0 percent).

MSU held a 43-30 rebounding advantage. The Bulldogs had five assists and 11 turnovers, while the Lakers had five assists and 12 turnovers.

Clayton State

Player	FG	3FG	FT	RB	PF	PT	A	Min
Bell	f 0-2	0-0	0-0	2	4	0	0	19
Bonny	g 5-8	0-0	3-8	2	2	13	1	29
Terry	g 5-15	1-5	3-7	5	2	14	1	33
Bennamom	g 3-8	2-5	0-0	2	3	8	1	33
Joseph	g 1-5	0-3	0-0	2	2	2	1	26
Henry	1-3	1-3	0-0	5	0	3	0	11
Terry	1-6	0-4	0-0	0	0	2	1	19
Gibbons	1-4	0-1	0-1	2	1	2	0	5
Oji	1-3	0-1	0-0	5	5	2	0	25
TOTALS	18-25	4-21	6-15	30	19	46	5	200

Mississippi State

Player	FG	3FG	FT	RB	PF	PT	A	Min
Ware	f 2-8	0-0	7-8	7	2	11	0	22
Johnson	f 7-13	0-0	1-2	8	1	15	0	27
Thomas	g 2-6	0-2	1-1	2	3	5	0	25
Bloodman	g 2-4	0-1	8-8	2	1	12	2	24
Daniels	g 1-3	0-1	0-0	5	1	2	1	21
Dunlap	2-4	0-1	0-0	5	2	4	0	12
Houston	0-5	0-0	0-0	5	3	0	0	19
Ready	0-2	0-2	2-3	2	1	2	2	18
Ndoye	2-3	0-0	1-2	5	2	5	0	18
Black	1-2	0-0	1-3	4	0	5	0	13
TOTALS	19-50	0-7	21-27	43	16	59	5	200

Halftime: MSU 29, CSU 18. FG%: MSU 38%, CSU 34.6%. 3FG%: MSU 0%, CSU 19%. FT%: MSU 77.8%, CSU 40%. Turnovers: MSU 11 (Ready, Bloodman, Thomas 2), CSU 12 (Bonny, Joseph, Oji 2). Blocked Shots: MSU 4 (Ware, Thomas, Daniels, Ndoye 1), CSU 3 (Oji 2). Steals: MSU 11 (Ready 5), CSU 6 (Terry 3). Officials: Anthony Jordan, Ken Washington, Orlandis Poole. Attendance: 6,030.

GAME 5 — Nov. 28, 2014

Mississippi State	75
St. Louis	50

American Bank Center • 8:30 p.m.
Corpus Christi, TX

Mississippi State found the road to its liking in beating St. Louis 75-50 in the Corpus Christi Coastal Challenge.

The Bulldogs shot 55.6 percent from the floor and were never threatened after scoring the game's first nine points.

MSU began the offensive assault early. Fred Thomas hit two 3-points and Travis Daniels hit another as the Bulldogs sprinted to a 9-0 lead less than three minutes into the contest.

It was the beginning of a big night for red-shirt junior Daniels, who hit 8-of-11 shots from the field, including 4-of-5 shots from 3-point range, for a career-high 21 points.

The Bulldogs pushed the lead to 26-13 on three consecutive baskets from Gavin Ware.

St. Louis ended the half on a 9-1 run to pull within 37-27 at the intermission.

The Billikens pulled within seven at 42-35 with 16:54 left in the contest. MSU followed with an 18-2 run to open a 60-37 advantage with 8:50 left in the contest.

The Bulldogs also got a lift from junior Craig Sword, who played for the first time this season. While Sword did not score in the contest, the Bulldogs' leading scorer from a year ago logged 11 minutes.

Mississippi State

Player	FG	3FG	FT	RB	PF	PT	A	Min
Ware	f 8-11	0-0	0-0	5	3	16	1	22
Johnson	f 2-4	0-0	1-2	5	0	5	1	26
Thomas	g 4-6	3-5	3-3	3	2	14	2	21
Bloodman	g 2-3	0-0	1-1	3	1	14	3	20
Daniels	g 8-11	4-5	1-1	6	0	21	1	28
Dunlap	1-4	0-3	0-0	1	1	2	0	5
Houston	2-5	0-1	0-0	3	0	4	1	12
Butler	0-0	0-0	0-0	0	0	0	0	1
Johnson	0-0	0-0	0-0	0	0	0	0	1
Ready	2-6	1-3	0-0	2	0	5	5	21
Ndoye	1-2	0-0	0-0	2	5	2	0	13
Sword	0-0	0-0	0-0	2	2	0	0	11
Black	0-2	0-0	1-2	4	2	1	1	17
TOTALS	30-54	8-17	7-9	39	16	75	17	198

St. Louis

Player	FG	3FG	FT	RB	PF	PT	A	Min
Lancona	f 1-5	0-2	0-0	2	0	2	0	14
Manning	c 1-4	0-0	0-0	1	0	2	1	15
McBroom	g 4-13	2-7	0-0	3	1	10	1	27
Yacoubou	g 4-6	0-1	0-2	3	2	8	0	17
Roby	g 1-3	1-3	0-2	1	1	3	0	13
Bartley	1-3	1-2	0-0	2	1	3	2	22
Yarbrough	3-9	0-0	1-3	1	4	7	0	22
Reynolds	0-3	0-1	2-4	3	1	2	0	13
Jolly	2-3	1-2	0-0	1	2	5	0	16
Gillmann	0-1	0-0	0-0	2	0	0	0	9
Crawford	1-3	0-0	0-0	1	0	2	0	15
Agbeko	2-2	0-0	2-2	2	0	6	0	17
TOTALS	20-55	5-20	5-13	24	12	50	4	200

Halftime: MSU 37, SLU 27. FG%: MSU 55.6%, WCU 36.4%. 3FG%: MSU 47.1%, WCU 25%. FT%: MSU 77.8%, WCU 38.5%. Turnovers: MSU 14 (Bloodman 4), WCU 11 (Yacoubou 2). Blocked Shots: MSU 5 (Ware 3), WCU 3 (Manning, Yarbrough, Jolly, 1). Steals: MSU 4 (Bloodman, Houston, Ready, Ndoye, 1), WCU 4 (McBroom, Yarbrough, 2). Officials: Gene Grimshaw, Ross Cullins, Jerry Scherzinger. Attendance: 2,350.

GAME 6 — Nov. 29, 2014

TCU	61
Mississippi State	52

American Bank Arena • 6 p.m.
Corpus Christi, Texas

A tough night offensively led to the end of Mississippi State's season-opening win streak in a 61-52 loss to TCU in the championship game of the Corpus Christi Coastal Classic.

Fred Thomas led the Bulldogs with 14 points on 5-of-10 shooting, including a 3-of-6 night from 3-point range. Trivante Bloodman and Gavin Ware were also in double figures with 11 points apiece.

MSU started cold, managing one field goal over the first seven minutes of play. Yet, it erased a 7-2 deficit by scoring the game's next six points. The lead went back and forth several times with the Bulldogs going ahead 19-17 on an I.J. Ready layup with 3:30 left in the half.

From there, MSU managed one field goal the rest of the half and trailed 30-21 at the break.

The Horned Frogs scored the first two baskets of the second half and stretched the lead to 34-21. MSU answered with back-to-back baskets from Fallou Ndoye and Fred Thomas. The Horned Frogs ran the lead back to 12 points at 43-31 with 12:41 left.

The Bulldogs mounted one last threat and pulled within five at 50-45 on a Thomas 3-point basket 3:38 left in the game. MSU missed two front end of one-plus-one opportunities and that made the comeback more difficult.

TCU held a 37-33 rebounding advantage. The Bulldogs had three assists and 12 turnovers, while the Horned Frogs had 12 assists and 15 turnovers.

Mississippi State

Player	FG	3FG	FT	RB	P	PT	A	Min
Ware	f 3-12	0-0	5-6	4	5	11	0	29
Johnson	f 1-4	0-0	0-0	2	3	2	1	18
Thomas	g 5-10	3-6	1-2	4	3	14	0	26
Bloodman	g 4-6	0-0	3-5	1	3	11	0	26
Daniels	g 2-5	0-0	1-3	5	4	5	1	28
Dunlap	0-0	0-0	0-0	0	0	0	0	1
Houston	1-3	0-1	1-2	3	0	3	0	16
Ready	2-5	0-2	0-1	1	0	4	1	19
Ndoye	1-4	0-0	0-1	5	5	2	0	20
Sword	0-3	0-1	0-0	2	0	0	0	11
Black	0-0	0-0	0-0	0	2	0	0	6
TOTALS	19-52	3-10	11-20	33	25	52	3	200

TCU

Player	FG	3FG	FT	RB	PF	PT	A	Min
Parrish	f 1-5	2-6	0-2	1	0	4	0	15
Washburn	f 4-6	0-1	4-11	8	2	12	3	34
Shepherd	c 0-2	0-1	1-2	3	3	1	2	22
Anderson	g 1-1	0-0	0-0	0	5	2	2	17
Zeigler	g 2-5	0-0	4-6	4	3	8	2	32
Collins	1-7	0-5	3-3	2	2	5	1	20
Fields	5-8	0-1	1-2	2	2	11	0	17
Price	2-2	1-1	0-0	1	1	5	2	10
Kabadyundi	0-0	0-0	0-0	0	0	0	0	0
Abron	1-1	0-0	1-2	3	1	3	0	5
Williams	4-7	1-1	1-3	11	1	10	0	28
TOTALS	22-45	2-12	15-29	37	20	61	12	200

Halftime: TCU 30, MSU 21. FG%: MSU 36.5%, TCU 48.9%. 3FG%: MSU 30%, TCU 16.7%. FT%: MSU 55%, TCU 51.7%. Turnovers: MSU 12 (Bloodman, Ware 3), TCU 15 (Zeigler 3). Blocked Shots: MSU 3 (Ware, Thomas, Ndoye 1), TCU 2 (Washburn, Fields 1). Steals: MSU 10 (Thomas 3), TCU 3 (Anderson, Fields, Abron 1). Officials: Jon Campbell, Todd Austin, Dave Cusick. Attendance: 2,867.

GAME 7 — Dec. 6, 2014

Tulane	59
Mississippi State	54

Devlin Fieldhouse • 1 p.m.
New Orleans, LA

Mississippi State fought valiantly but could not make enough shots to win its first true road game of the year, losing 59-54 at Tulane.

The contest was nip-and-tuck throughout with six tied scores and 10 lead changes.

MSU built an early two-point lead at 7-5 on a Fred Thomas 3-pointer. The Bulldogs were again on top at 14-12 and 16-14 on layup attempts by Roquez Johnson. The Bulldogs would continue the strong inside play early to stretch the lead to 22-18 on a jumper by I.J. Ready.

Tulane followed with an 8-2 run to end the half for a 28-26 lead at the intermission.

MSU shot 38.5 percent in the opening half but made only 1-of-7 shots from 3-point range.

MSU managed only one field goal over the final 5:04 of the opening half. A similar draught took place early in the second frame as Tulane built a 41-34 lead with 14:16 left in the contest. Two baskets by Gavin Ware were the only MSU field goals over the first six minutes of the second half.

Down 45-38, the Bulldogs turned to defensive pressure to get back in the contest. MSU pieced together an 11-3 run to take a 49-48 lead on a Fred Thomas 3-pointer with 6:06 left.

The lead would change hands a couple of times before Tulane took the lead for good on a Louis Dabney basket at 56-54 with 2:06 left in the game. The Bulldogs had only one field goal over the 5:30 of play.

Travis Daniels led MSU with 13 points and nine rebounds.

Mississippi State

Player	FG	3FG	FT	RB	P	PT	A	Min
Ware	f 4-10	0-0	3-4	3	2	11	0	22
Daniels	f 4-10	0-3	5-7	9	2	13	0	34
Johnson	f 5-9	0-0	0-1	6	2	10	0	34
Thomas	g 3-12	2-6	0-0	5	3	8	1	32
Bloodman	g 2-7	0-1	0-0	2	2	4	5	29
Houston	0-1	0-1	0-0	2	2	0	0	6
Ready	2-5	0-2	2-2	1	0	6	1	17
Ndoye	0-0	0-0	0-0	2	2	0	1	2
Sword	0-0	0-0	0-0	0	0	0	0	2
Black	1-1	0-0	0-0	0	1	2	0	6
TOTALS	21-55	2-13	10-16	32	16	54	14	200

Tulane

Player	FG	3FG	FT	RB	PF	PT	A	Min
Smith	f 2-2	0-0	1-2	4	3	5	0	15
Drye	f 0-3	0-1	1-3	6	3	1	2	22
Dabney	g 4-13	1-4	0-0	4	1	9	4	32
Stark	g 5-15	1-4	2-3	4	0	13	2	33
Hook	g 6-9	5-8	0-0	2	2	17	0	32
Pinckney	0-1	0-0	0-0	0	0	0	0	6
Mack	2-2	0-0	0-0	1	1	4	0	15
Reynolds	3-5	0-1	0-0	3	2	4	1	12
Osetkowski	1-1	0-0	2-2	5	2	4	2	20
Henson	0-3	0-1	2-2	3	2	0	1	24
TOTALS	23-54	7-19	6-11	37	16	59	13	200

Halftime: TU 28, MSU 26. FG%: MSU 38.2%, TU 42.6%. 3FG%: MSU 15.4%, TU 36.3%. FT%: MSU 62.5%, TU 54.5%. Turnovers: MSU 14 (Daniels, Johnson 3), TU 16 (Dabney, 4). Blocked Shots: MSU 2 (Ware, 2), TU 3 (Smith, Drye, Stark 1). Steals: MSU 7 (Thomas 3), TU 9 (Smith, Dabney 2). Officials: Steve Olson, Ted Valentine, Mark Whitehead. Attendance: 1,483.

GAME 8 — Dec. 13

Oregon State	59
Mississippi State	49

Gill Coliseum • 3 p.m.
Corvallis, OR

Mississippi State battled back from an early 14-point deficit Saturday afternoon but it wasn't enough in a 59-49 loss to Oregon State.

MSU dropped its third-straight game after opening the season with five straight wins.

The Bulldogs committed 17 turnovers which led to 23 points for the Beavers. MSU made seven turnovers in the first seven minutes of play as Oregon State quickly sprinted to a 16-2 advantage early in the contest.

MSU would go down by as many as 12 points at 20-8 before the hot shooting of Fred Thomas began a rally. Thomas hit back-to-back 3-point baskets as the Bulldogs closed within five points. The Bulldogs were within two points at 23-21 after an old-fashioned 3-point play by Trivante Bloodman.

Oregon State (6-2) ended the half with a 7-2 run to take a 30-23 lead at halftime.

In the second half, Oregon State used another strong stretch of defensive play to extend its lead to 15 points and 41-26 with 14:39 left. The Beavers led by as many as 16 with 9:28 left.

Again, the shooting of Thomas and strong point guard play from I.J. Ready led another rally. A dunk by Roquez Johnson and layup by Gavin Ware capped a 9-0 run as the Bulldogs closed within 51-47 with 4:26 left.

The Bulldogs missed the front end of a one-plus-one on the next possession and turned the ball over a possession later as the Beavers were able to ease out to the win.

Mississippi State

Player	FG	3FG	FT	RB	P	PT	A	Min
Ware	f 3-7	0-0	0-0	7	1	6	1	28
Daniels	f 1-8	0-4	0-0	5	2	2	0	26
Thomas	g 4-11	3-8	5-5	9	3	16	1	29
Bloodman	g 1-6	0-2	3-3	1	2	5	2	27
Sword	g 3-8	2-7	0-1	3	3	8	1	31
Ready	3-4	1-2	0-0	1	3	7	1	17
Ndoye	0-0	0-0	0-0	1	0	0	0	12
Johnson	2-5	0-0	1-2	6	3	5	1	25
Black	0-0	0-0	0-0	0	0	0	0	5
TOTALS	17-49	6-23	9-11	34	17	49	7	200

Tulane

Player	FG	3FG	FT	RB	PF	PT	A	Min
Gomis	f 1-5	0-0	1-2	7	2	3	2	20
Schaftena	f 2-7	1-5	0-0	7	0	5	1	25
Payton	g 5-11	1-5	2-2	8	4	13	2	35
Duvivier	g 3-7	1-3	0-0	1	1	7	5	37
Morris-Wa	g 4-12	2-5	0-0	3	1	10	2	32
Robbins	1-7	0-1	2-3	1	0	4	2	17
N'diaye	2-2	0-0	0-0	1	1	4	0	8
Reid	4-8	0-0	5-6	3	4	13	1	26
TOTALS	22-59	5-19	10-13	40	16	59	15	200

Halftime: OSU 30, MSU 23. FG%: MSU 34.7%, OSU 37.7%. 3FG%: MSU 26.1%, OSU 26.3%. FT%: MSU 81.8%, OSU 76.9%. Turnovers: MSU 17 (Sword 6), OSU 10 (Morris-Walker, 3). Blocked Shots: MSU 1 (Ware, 1), OSU 2 (Gomis, N'diaye 1). Steals: MSU 5 (Bloodman 2), OSU 6 (Payton, Morris-Walker 2). Officials: Chris Rastatter, Tommy Nunez, Kevin Brill. Attendance: 4,211.

GAME 9 — DEC. 17, 2014

Arkansas State	69
Mississippi State	55

Humphrey Coliseum • Noon
Starkville, MS

Roquez Johnson tied his career-high with 20 points for the fourth time, but it wasn't enough as Arkansas State rallied to beat Mississippi State 69-55.

MSU shot 32.3 percent from the field and did not lead in the final 33 minutes of play.

Arkansas State quickly built a 12-4 lead less than four minutes into the contest. The Bulldogs responded with the game's next 11 points. Back-to-back baskets by Johnson and a layup by Fallou Ndoeye capped the run and placed the Bulldogs on top 15-12.

The lead switched back and forth a couple of times before Sean Gardner extended the Arkansas State lead to 24-21 on a jumper in the lane. The Bulldogs would not lead again, falling down by eight points twice in the half, including 35-27 at the intermission.

Arkansas State extended the lead to 10 points at 41-31 less than three minutes into the second half. The Bulldogs closed within seven points on an I.J. Ready 3-pointer at 51-44 with 8:30 left.

The Bulldogs finished with one field goal in the final 4:19 and could not close the gap.

Arkansas State held a 39-33 rebounding advantage.

Roquez Johnson led the Bulldogs with 20 points, while Ready was next with eight points. Johnson also had a team-high seven rebounds.

Gardner paced Arkansas State with 22 points.

Arkansas State

Player	FG	3FG	FT	RB	PF	PT	A	Min
Livingston f	3-5	0-2	2-6	7	3	8	1	34
Bocum c	4-8	0-0	5-8	8	1	13	0	31
Golden g	6-13	3-7	0-1	2	5	15	4	36
Hardwick g	1-2	0-0	5-7	6	1	7	7	29
Gardner g	8-14	5-10	1-2	5	1	22	0	36
Macklien	0-1	0-0	0-0	4	0	0	1	18
Foster	0-0	0-0	0-0	0	0	0	0	1
Downs	2-3	0-0	0-0	4	3	4	0	15
TOTALS	24-46	8-19	13-24	39	14	69	13	200

Mississippi State

Player	FG	3FG	FT	RB	PF	PT	A	Min
Ware f	1-5	0-0	2-2	4	0	4	0	17
Daniels f	0-3	0-1	0-0	2	0	0	0	8
Thomas g	2-9	0-4	0-0	3	1	4	0	27
Bloodman g	1-5	0-0	2-2	1	0	4	1	13
Sword g	1-6	1-3	0-1	1	2	3	0	21
Dunlap	1-4	1-3	0-0	0	3	3	0	15
Houston	2-5	0-1	1-2	5	3	5	1	18
Ready	3-14	1-5	1-1	2	1	8	1	27
Ndoeye	2-3	0-0	0-0	1	3	4	1	13
Johnson	8-11	0-0	4-4	7	2	20	0	32
Black	0-0	0-0	0-0	4	2	0	0	9
TOTALS	21-65	3-17	10-12	33	17	55	4	200

Halftime: ASU 35, MSU 27. FG%: MSU 32.3%, ASU 52.2%. 3FG%: MSU 17.6%, ASU 42.1%. FT%: MSU 83.3%, ASU 54.2%. Turnovers: MSU 9 (Ready 2), ASU 14 (Hardwick, Livingston 3). Blocked Shots: MSU 2 (Houston, Black), ASU 3 (Bocum 2). Steals: MSU 7 (Houston, Sword 2), ASU 4 (Bocum 2). Officials: Antinio Petty, Olandis Pool, Ron Groover. Attendance: 5,390.

GAME 10 — DEC. 20, 2014

USC Upstate	53
Mississippi State	51

Mississippi Coliseum • 3 p.m.
Jackson, MS

Despite a much-improved effort in the second half, it wasn't enough as Mississippi State lost, 53-31.

Ty Greene's jumper in the lane with six seconds left in regulation lifted South Carolina Upstate to the win.

The Bulldogs hit only 1-of-15 3-point shots attempts and managed only six assists in the contest. The loss extended MSU's losing streak to five straight games.

MSU struggled offensively in the early stages of the contest. The Bulldogs kept playing defense though to hang tight. A basket by Travis Daniels gave MSU its first lead at 11-10.

Upstate responded with the game's next seven points. A jumper by Greene from the top of the key ran the Spartans' advantage to 17-11.

MSU managed one field goal the final 9:55 of the half and trailed 22-15 at the intermission.

In the second half, the Bulldogs scored the first six points to quickly close within 22-21 on a dunk by Johnson.

Upstate followed with a couple of transition baskets to fuel a 7-0 run for a 31-23 lead with 14:18 left in the half.

MSU battled back for a 35-33 lead on back-to-back possessions where Johnson drove to the basket, drew a foul and hit both free throws.

Upstate responded with the game's next seven points.

MSU didn't lead again until a jumper from Trivante Bloodman placed them on top 49-48 with 1:53 left. A dunk by MSU's Fallou Ndoeye tied the teams at 51 with 17 seconds left.

USC Upstate

Player	FG	3FG	FT	RB	PF	PT	A	Min
Stephens f	1-2	0-1	0-0	0	0	0	0	5
Buchanan c	3-6	0-0	3-4	5	5	9	2	21
Greene g	5-13	0-5	2-4	2	3	12	1	34
Blessing g	1-6	1-6	0-0	4	1	3	2	35
Miller g	4-10	2-7	0-0	4	2	10	2	36
Goodwin	6-9	1-3	1-2	1	4	14	2	22
Smith	0-1	0-0	0-0	1	1	0	0	16
Cuthbertso	0-4	0-0	0-0	1	1	3	0	14
Schulte	1-1	0-0	1-2	2	2	3	0	17
TOTALS	21-52	4-25	7-12	23	19	53	9	200

Mississippi State

Player	FG	3FG	FT	RB	PF	PT	A	Min
Ndoeye f	4-5	0-0	3-4	3	4	11	0	21
Johnson f	3-5	0-0	9-13	9	1	15	1	35
Thomas g	3-9	1-7	0-0	8	2	7	2	34
Bloodman g	2-3	0-1	2-2	0	2	6	2	29
Ready g	3-10	0-4	2-2	1	0	8	1	29
Ware	0-1	0-0	0-0	0	2	0	0	5
Daniels	2-7	0-2	0-0	6	1	4	0	20
Sword	0-3	0-1	0-0	2	3	0	0	8
Black	0-1	0-0	0-0	3	1	0	0	19
TOTALS	17-44	1-15	16-21	39	16	51	6	200

Halftime: UPST 22, MSU 15. FG%: MSU 38.6%, UPST 40.4%. 3FG%: MSU 6.7%, UPST 16%. FT%: MSU 86.7%, UPST 58.3%. Turnovers: MSU 16 (Bloodman, Ware, Daniels 2), UPST 7 (Greene, Blessing, Miller 2). Blocked Shots: MSU 2 (Thomas, Bloodman 1), UPST 5 (Miller 2). Steals: MSU 5 (Johnson, Thomas 2), UPST 9 (Greene, Miller 3). Officials: Mike Nance, John Hampton, Tony Henderson Attendance: 1,102.

GAME 11 — DEC. 23, 2014

Mississippi State	70
Jacksonville	47

Humphrey Coliseum • 7 p.m.
Starkville, MS

Mississippi State turned in its best defensive effort of the season to snap a five-game losing streak en route to a 70-47 win against Jacksonville.

MSU, which shot 56.8 percent from the floor, scored the first nine points of the game and never trailed in the contest. Back-to-back baskets by I.J. Ready capped the game-opening 9-0 run. The Dolphins went more than five minutes before scoring their first points of the contest.

A 3-pointer by Thomas extended the lead to 18-7 with 8:30 left in the half. A 3-pointer by Trivante Bloodman ran the Maroon and White out to a 26-12 lead with 5:11 left in the half.

The Bulldogs hit 4 of 8 shots from 3-point range in the opening half and led 36-27 at the intermission.

In the opening minutes of the second half, MSU responded with a 6-0 run to build back a double-digit lead, at 44-30 with 13:44 left in the contest.

Jacksonville was again within nine before a 12-4 run by MSU removed all doubt from the contest.

MSU held a 35-18 rebounding advantage. The Bulldogs had 10 assists and 21 turnovers.

Thomas led the Bulldogs with 16 points, while Travis Daniels added 13 points and Roquez Johnson added 11 points. Daniels also had a team-high 8 rebounds.

Jacksonville received 13 points from Andris Misters and 11 points from Kori Babineaux.

Jacksonville

Player	FG	3FG	FT	RB	PF	PT	A	Min
Clayton f	1-2	0-1	1-2	4	1	3	0	28
Gill f	0-1	0-0	0-0	1	1	0	0	10
Edwards g	0-3	0-1	0-0	1	1	0	0	15
Misters g	4-14	2-7	3-3	0	2	13	0	33
Babineaux g	5-14	0-1	1-3	1	4	11	3	38
Bell	0-1	0-1	0-0	0	0	0	0	3
El Manaste	2-3	0-0	1-3	2	3	5	1	25
White	0-0	0-0	0-0	2	4	0	0	10
Holder	3-6	0-0	1-1	2	1	7	1	28
Adeyeye	3-5	2-3	0-0	1	1	8	0	10
TOTALS	18-49	4-14	7-12	18	18	47	7	200

Mississippi State

Player	FG	3FG	FT	RB	PF	PT	A	Min
Ndoeye f	3-5	0-0	0-0	3	4	6	1	28
Black f	0-0	0-0	0-0	4	4	0	1	21
Thomas g	5-10	2-6	4-4	6	0	16	0	28
Ready g	3-6	2-3	0-0	1	1	8	2	26
Daniels g	5-7	2-4	2-2	8	3	13	1	23
Houston	1-2	0-0	0-0	0	2	2	1	12
Bloodman	3-3	1-1	0-0	0	1	7	0	15
Butler	0-0	0-0	0-0	1	0	0	0	6
Johnson	3-5	0-0	5-8	8	1	11	0	22
Sword	2-6	1-1	2-2	3	3	7	4	19
TOTALS	25-44	8-15	12-16	35	19	70	10	200

Halftime: MSU 36, JU 27. FG%: MSU 52.6%, JU 36.7%. 3FG%: MSU 53.3%, JU 28.6%. FT%: MSU 75%, JU 58.3%. Turnovers: MSU 21 (Thomas 4), JU 17 (Babineaux, Holder 5). Blocked Shots: MSU 3 (Black 2), JU 0. Steals: MSU 10 (Johnson, Thomas, Sword, Ready 2), JU 11 (Babineaux 5). Officials: Tony Grenne, Garrick Shannon, Marc Ellard Attendance: 5,366.

GAME 12 — DEC. 30, 2014

McNeese State	66
Mississippi State	47

Humphrey Coliseum • 7 p.m.
Starkville, MS

Mississippi State dropped a 66-47 decision to McNeese State, its first loss to the Cowboys in Starkville.

McNeese State scored the game's first eight points and never trailed in the contest.

In the opening half, the Bulldogs shot 47.6 percent from the floor but struggled defensively allowing the Cowboys to shoot 56.0 percent.

A jumper by Craig Sword brought the Bulldogs within 17-13 with 10:17 left in the half. The Cowboys forced a pair of turnovers to start a 9-0 run for a 26-13 lead.

A follow-up 8-0 run stretched the McNeese State lead to 36-19 with 2:25 left in the half.

MSU (6-6) scored the first half's four points and trailed 36-23.

The Bulldogs played with more spirit on the defensive end in the second half but could not close within 11 points after a basket by Sword.

Again down 11 midway through the second half, the Cowboys reeled off 12 straight points to remove all doubt from the contest.

Sword led MSU with a season-high 11 points, while Ready added 10 points. Oliver Black had a career-high nine points in 26 minutes off the bench. Daniels and Roquez Johnson each had a team-high four rebounds.

McNeese State received 20 points from De-sharick Guidry. Jamaya Burr added 13 points, while Austin Lewis had 12 points and Matthew Moss had 11 points.

McNeese State

Player	FG	3FG	FT	RB	P	PT	A	Min
Lewis	f 4-5	0-0	4-4	9	1	12	0	26
Burr	g 5-8	1-2	2-4	5	0	13	9	40
Garrett	g 2-6	2-6	0-0	3	3	6	2	33
Hardy	g 2-8	0-0	0-0	7	1	4	2	40
Guidry	g 9-15	0-0	0-0	5	3	20	2	40
Johnson	0-3	0-2	0-0	0	1	0	0	7
Moss	4-5	3-4	0-0	0	3	11	0	14
TOTALS	26-50	8-17	6-8	30	12	66	15	200

Mississippi State

Player	FG	3FG	FT	RB	PF	PT	A	Min
Ndoye	f 3-4	0-0	0-0	2	3	6	1	29
Johnson	f 0-3	0-0	0-0	4	1	0	1	23
Thomas	g 1-4	0-3	2-2	3	1	4	0	22
Ready	g 3-10	3-6	1-2	1	1	10	1	28
Daniels	g 2-5	1-4	2-2	4	2	7	0	22
Houston	0-1	0-0	0-0	0	0	0	0	5
Bloodman	0-1	0-0	0-0	0	1	0	2	17
Butler	0-0	0-0	0-0	0	0	0	0	2
Sword	5-9	0-2	1-4	2	0	11	0	26
Black	4-6	0-0	1-2	4	2	9	0	26
TOTALS	18-43	4-15	7-12	21	11	47	10	200

Halftime: Mc St 36, MSU 23. FG%: MSU 41.9%, Mc St 52%. 3FG%: MSU 26.7%, Mc St 47.1%. FT%: MSU 58.3%, Mc St 75%. Turnovers: MSU 10 (Thomas, Ndoye 2), Mc St 8 (Garrett, 3). Blocked Shots: MSU 1 (Sword 1), Mc St 3 (Lewis, Hardy, Moss, 1). Steals: MSU 5 (Sword 2), Mc St 7 (Hardy 3). Officials: Tim Gattis, Brian Shey, Nathan Quick Attendance: 5,155.

GAME 13 — JAN. 2, 2015

Mississippi State	62
Florida State	55

Humphrey Coliseum • 7 p.m.
Starkville, MS

Mississippi State made all six of its free throws in the final 37 seconds en route to a 66-52 upset against Florida State.

The Bulldogs shot 46.2 percent from the floor and led for most of the second half.

MSU did not trail after taking a 40-39 lead with 10:48 left on a layup by Roquez Johnson. The Bulldogs hit all 11 free throw attempts in the final half.

MSU held a 40-26 advantage in the paint and a 24-8 advantage in bench points.

The Bulldogs built an early 8-3 lead and held the Seminoles to one field goal over the first eight minutes for a 10-4 lead.

Back-to-back baskets by Gavin Ware and I.J. Ready, who had 14 points, ran the MSU advantage to 16-11. The lead was a first-half best at six after a Fred Thomas 3-point basket made it 19-13 with 6:21 left in the half.

Florida State ended the half on a 9-0 run to take a 25-22 lead at the intermission.

The lead swung back and forth several times in the early stages of the second half. FSU took its last lead at 39-38 with a basket from Montay Brandon. The Seminoles' largest lead in the half was five points.

Johnson took the lead back for good for the Bulldogs 28 seconds later. A 3-pointer by Travis Daniels capped a 5-0 run and ran the lead to 47-41 with 7:01 left in the contest.

Florida State battled back for a 49-49 tie. Craig Sword hit two free throws to break the tie for the Bulldogs. The Bulldogs' final six points came at the foul line.

Florida State

Player	FG	3FG	FT	RB	P	PT	A	Min
Cofer	f 4-5	0-0	1-1	0	1	9	0	20
Ojo	g 1-1	0-0	0-0	1	2	2	0	11
Bookert	g 5-9	4-6	2-2	4	3	16	2	38
Rathan-M	g 4-12	2-6	2-5	6	2	12	4	39
Brandon	g 3-5	0-0	2-2	5	8	8	2	38
Watkins	0-0	0-0	0-1	0	0	0	0	2
Smith	1-4	0-1	2-4	2	2	4	0	20
Turpin	0-1	0-0	0-0	1	2	0	0	5
Bojanovsky	1-5	0-0	2-4	4	2	4	2	24
Berwick	0-1	0-1	0-0	0	1	0	0	3
TOTALS	19-43	6-14	11-19	30	17	55	10	200

Mississippi State

Player	FG	3FG	FT	RB	PF	PT	A	Min
Ndoye	f 1-2	0-0	0-0	1	5	2	0	11
Black	f 1-2	0-0	0-0	0	2	2	1	24
Ready	g 6-7	0-0	2-2	1	4	14	1	19
Daniels	g 5-9	1-4	1-2	5	3	12	1	27
Sword	g 3-9	0-2	2-2	1	1	8	2	22
Thomas	1-8	1-5	2-2	2	1	5	0	18
Houston	0-2	0-0	0-0	0	1	0	0	12
Bloodman	1-3	0-1	0-0	2	2	2	2	22
Ware	4-7	0-0	2-2	8	1	10	0	25
Johnson	2-3	0-0	3-4	6	3	7	0	20
TOTALS	24-52	2-14	12-13	28	23	62	7	200

Halftime: FSU 25, MSU 22. FG%: MSU 46.2%, FSU 44.2%. 3FG%: MSU 14.3%, FSU 42.9%. FT%: MSU 92.3%, FSU 57.9%. Turnovers: MSU 12 (Bloodman 3), FSU 19 (Rathan-Mayes 5). Blocked Shots: MSU 4 (Ware 2), FSU 5 (Cofer, Bookert, Brandon, Smith, Bojanovsky 1). Steals: MSU 10 (Ready 3), FSU 7 (Rathan-Mayes 2). Officials: Tony Greene, Chuck Jones, Lee Cassell Attendance: 5,756.

GAME 14 — JAN. 7

Tennessee	61
Mississippi State	47

Humphrey Coliseum • 8 p.m.
Starkville, MS

A tough offensive night led to a disappointing outcome Mississippi State as it lost its SEC opener against Tennessee, 61-47.

After erasing a 12-point first-half deficit, the Bulldogs could not overcome 30.6 percent shooting and 20 missed free throws.

Tennessee scored the game's first 12 points.

MSU scored the game's next 12 points and finally evened the game with 6:07 left in the half. The Volunteers went a stretch of 12 minutes, 20 seconds without a field goal.

Tennessee broke back on top at 14-12 with a pair of free throws. MSU then grabbed a 17-14 lead with a Trivante Bloodman basket and free throw.

A 3-pointer by Devon Baulkman pushed Tennessee to a 26-23 advantage at halftime.

After a tip-in by Travis Daniels brought MSU within one, Tennessee scored the game's next six points for a 32-25 lead.

A 13-1 run by Tennessee pushed the Volunteers to a 45-28 advantage with 10:49 left in the contest. The Bulldogs had a stretch of 10 minutes, 59 seconds without a field goal. A Travis Daniels 3-point basket stopped that run and brought the Bulldogs within 48-33 with 8:34 left in the game.

MSU closed back within eight points on two free throws by Trivante Bloodman with 2:20 left but got no closer.

Tennessee held a 44-28 rebounding advantage.

Ware led MSU with 12 points.

UT received 15 points from Kevin Punter.

Tennessee

Player	FG	3FG	FT	RB	P	PT	A	Min
Moore	f 0-3	0-0	0-0	4	5	0	0	22
Punter	g 4-8	2-3	5-5	0	5	15	2	29
Richardson	g 3-13	1-4	4-4	7	3	11	5	32
Carmiche	g 0-3	0-0	0-1	4	5	0	1	22
Balkman	g 3-7	2-4	2-3	6	2	10	1	26
Hubs III	2-5	1-3	3-4	1	3	8	2	21
Owens	0-0	0-0	3-4	3	4	3	1	13
Mostella	2-4	2-3	0-0	1	1	6	0	13
Reese	3-5	2-3	0-1	10	4	8	0	22
TOTALS	17-48	10-20	17-29	44	32	61	12	200

Mississippi State

Player	FG	3FG	FT	RB	PF	PT	A	Min
Ndoye	f 0-2	0-0	0-1	0	1	0	0	11
Black	f 0-2	0-0	1-4	4	0	1	0	18
Ready	g 0-1	0-0	0-0	0	1	0	2	19
Daniels	g 3-5	1-3	0-0	5	1	7	0	19
Sword	g 1-2	0-0	7-8	1	5	9	1	22
Thomas	1-10	0-6	3-5	3	3	5	1	27
Houston	0-3	0-0	3-8	0	1	3	0	12
Bloodman	2-5	0-0	4-8	2	2	8	0	21
Ware	4-5	0-0	4-8	9	3	12	0	25
Johnson	0-1	0-0	2-2	0	4	2	0	26
TOTALS	11-36	1-9	24-44	28	21	47	4	200

Halftime: UT 26, MSU 23. FG%: MSU 30.6%, UT 35.4%. 3FG%: MSU 11.1%, UT 50%. FT%: MSU 54.5%, UT 77.3%. Turnovers: MSU 13 (Daniels 3), UT 18 (Moore 4). Blocked Shots: MSU 3 (Johnson 3), UT 3 (Moore, Punter, Owens 1). Steals: MSU 10 (Houston 3), UT 7 (Moore, Punter, Richardson 2). Officials: Ron Groover, Tony Henderson, Lamar Simpson Attendance: 5,704.

GAME 15 — JAN. 10, 2015

Florida 72
Mississippi State 47

O'Connell Center • 6 p.m.
 Gainesville, FL

Mississippi State dropped its SEC road opener to Florida, 72-47, thanks to shooting 62.5 percent from the field first half.

In the opening half, MSU shot 30.4 percent from the field and was only able to force three Florida turnovers. The Gators scored 19 points off 10 turnovers by the Bulldogs in the opening half.

Florida scored six straight points to break an early 2-2 tie. After a dunk by MSU's Roquez Johnson, Florida scored the game's next eight points to build a 16-4 lead with 13:25 left.

A Dorian Finney-Smith basket pushed the Florida advantage to 22-7 with 10:43 left in the half. The Bulldogs were within 11 after another Johnson dunk before Florida scored the game's next six points.

Florida would run the first-half lead to 23 points before Demetrius Houston hit a mid-court 3-point basket as time expired to bring the Bulldogs within 39-19 at the break.

A 10-1 run by Florida early in the second half removed all doubt from the contest. Fred Thomas did hit a pair of 3-point baskets in the second half down the stretch.

Johnson led MSU with 11 points, while I.J. Ready and Fred Thomas each added 10 points. Gavin Ware had a game-high eight rebounds. Ready also had five assists, one steal and no turnovers in 27 minutes of action.

Mississippi State

Player	FG	3FG	FT	RB	PF	PT	A	Min
Ndoye	f 0-1	0-0	0-0	0	2	0	0	13
Black	f 0-0	0-0	0-0	1	0	0	0	11
Ready	g 4-8	2-3	0-0	0	0	10	5	27
Daniels	g 0-4	0-2	0-0	2	4	0	0	14
Sword	g 2-5	0-1	1-2	4	0	5	0	26
Thomas	3-5	2-4	2-3	5	1	10	1	16
Houston	2-5	1-1	0-0	1	3	5	0	21
Bloodman	0-2	0-0	0-0	1	2	0	2	14
Bulter	0-0	0-0	0-0	0	0	0	0	2
J. Johnson	0-0	0-0	0-0	0	0	0	0	2
Ware	2-5	0-0	2-2	8	1	6	0	27
R. Johnson	4-9	0-0	3-6	5	2	11	0	27
TOTALS	17-44	5-11	8-13	28	15	47	8	200

Florida

Player	FG	3FG	FT	RB	PF	PT	A	Min
Robinson	f 5-9	1-3	1-1	2	0	12	2	22
Smith	f 7-11	2-6	0-0	6	2	16	0	24
Walker	f 1-2	0-0	0-0	4	2	2	1	22
Hill	g 3-8	0-0	1-2	2	1	7	7	29
Chiozza	g 0-2	0-1	0-0	0	2	0	2	19
Carter	6-8	4-6	4-4	1	0	20	3	27
Murphy	3-4	0-0	1-3	2	4	7	0	13
Edwards	0-0	0-0	0-0	0	0	0	0	3
Frazier	2-8	2-6	0-0	4	2	6	3	22
Kurtz	1-1	0-0	0-2	4	2	2	1	19
TOTALS	28-53	9-22	7-12	31	15	72	19	200

Halftime: UF 39, MSU 19. FG%: MSU 38.6%, UF 52.8%. 3FG%: MSU 45.5%, UF 40.9%. FT%: MSU 61.5%, UF 58.3%. Turnovers: MSU 15 (Ndoye, Sword, Houston 3), UF 7 (Murphy 2). Blocked Shots: MSU 3 (Ndoye, Sword, Thomas, 1), UF 4 (Finney-Smith, Walker, 2). Steals: MSU 5 (Ndoye, Ready, Daniels, Houston, J. Johnson 1), UF 10 (Robinson, Hill 2). Officials: Antinio Petty, John Hampton, James Baker Attendance: 11,966.

GAME 16 — JAN. 13, 2015

Mississippi State
Texas A&M

Reed Arena • 8 p.m.
 College Station, Texas

GAME 17 — JAN. 20, 2015

Mississippi State
Vanderbilt

Humphrey Coliseum • 3 p.m.
 Starkville, MS

2014-15 Mississippi State Basketball
Mississippi State Combined Team Statistics (as of Jan 10, 2015)
All games



RECORD:	OVERALL	HOME	AWAY	NEUTRAL
ALL GAMES	7-8	6-3	0-3	1-2
CONFERENCE	0-2	0-1	0-1	0-0
NON-CONFERENCE	7-6	6-2	0-2	1-2

#	Player	gp-gs	min	avg	Total	3-Point	F-Throw	Rebounds		pf	dq	a	to	blk	stl	pts	avg
					fg-fga	fg%	3fg-fga	3fg%	ft-fa	ft%	off	def	tot	avg			
01	Fred Thomas	15-12	399	26.6	46-129	.357	24-76	.316	39-49	.796	7	61	68	4.5	29	0	11
25	Roquez Johnson	15-9	397	26.5	57-101	.564	0-0	.000	40-62	.645	38	42	80	5.3	29	0	9
20	Gavin Ware	13-9	300	23.1	50-96	.521	0-0	.000	32-41	.780	26	55	81	6.2	28	1	3
23	Travis Daniels	15-14	346	23.1	39-94	.415	11-41	.268	16-25	.640	25	52	77	5.1	26	0	7
15	I.J. Ready	13-6	283	21.8	31-80	.388	10-34	.294	12-15	.800	2	13	15	1.2	14	0	26
03	Trivante Bloodman	15-10	346	23.1	26-57	.456	1-9	.111	37-47	.787	7	16	23	1.5	28	0	40
32	Craig Sword	11-5	199	18.1	17-51	.333	4-18	.222	13-20	.650	1	18	19	1.7	19	1	10
22	Fallou Ndoye	15-6	249	16.6	21-35	.600	0-0	.000	10-15	.667	14	18	32	2.1	40	3	5
00	Maurice Dunlap	7-0	72	10.3	6-22	.273	3-14	.214	5-6	.833	1	3	4	0.6	11	0	1
02	Demetrius Houston	13-0	185	14.2	11-47	.234	2-12	.167	8-17	.471	7	27	34	2.6	19	0	4
33	Oliver Black	15-4	204	13.6	7-16	.438	0-0	.000	5-13	.385	11	24	35	2.3	19	0	3
10	Jeffery Johnson	3-0	6	2.0	0-0	.000	0-0	.000	0-0	.000	0	1	1	0.3	0	0	0
05	Isaiah Butler	5-0	14	2.8	0-1	.000	0-1	.000	0-0	.000	0	1	1	0.2	0	0	1
Team											22	25	47				2
Total.....		15	3000		311-729	.427	55-205	.268	217-310	.700	161	356	517	34.5	262	5	120
Opponents.....		15	3000		323-779	.415	99-301	.329	140-235	.596	153	303	456	30.4	270	-	170

TEAM STATISTICS	MS	OPP	Date	Opponent	Score	Att.
SCORING	894	885	11-14-14	WESTERN CAROLINA	w 66-56	6261
Points per game	59.6	59.0	11-17-14	MISSISSIPPI VALLEY	w 89-68	6065
Scoring margin	+0.6	-	11-22-14	UTAH STATE	w 71-63	7240
FIELD GOALS-ATT	311-729	323-779	11-24-14	CLAYTON STATE	w 59-46	6030
Field goal pct	.427	.415	! 11-28-14	vs St. Louis	w 75-50	2350
3 POINT FG-ATT	55-205	99-301	! 11-28-14	vs TCU	L 52-61	2867
3-point FG pct	.268	.329	12-06-14	at Tulane	L 54-59	1483
3-pt FG made per game	3.7	6.6	12-13-14	at Oregon State	L 49-59	4211
FREE THROWS-ATT	217-310	140-235	12-17-14	ARKANSAS STATE	L 55-69	5390
Free throw pct	.700	.596	12-20-14	vs USC Upstate	L 51-53	1102
F-Throws made per game	14.5	9.3	12-23-14	JACKSONVILLE	w 70-47	5366
REBOUNDS	517	456	12-30-14	MCNEESE STATE	L 47-66	5155
Rebounds per game	34.5	30.4	01-02-15	FLORIDA STATE	w 62-55	5756
Rebounding margin	+4.1	-	* 01-07-15	TENNESSEE	L 47-61	5704
ASSISTS	120	170	* 1/10/15	at Florida	L 47-72	11966
Assists per game	8.0	11.3				
TURNOVERS	218	194				
Turnovers per game	14.5	12.9				
Turnover margin	-1.6	-				
Assist/turnover ratio	0.6	0.9				
STEALS	107	113				
Steals per game	7.1	7.5				
BLOCKS	46	44				
Blocks per game	3.1	2.9				
ATTENDANCE	52967	23979				
Home games-Avg/Game	9-5885	3-5887				
Neutral site-Avg/Game	-	3-2106				

* = Conference game

Score by Periods	1st	2nd	Totals
Mississippi State	424	470	894
Opponents	445	440	885

2014-15 Mississippi State Basketball
Mississippi State Combined Team Statistics (as of Jan 10, 2015)
Conference games



RECORD:	OVERALL	HOME	AWAY	NEUTRAL
ALL GAMES	0-2	0-1	0-1	0-0
CONFERENCE	0-2	0-1	0-1	0-0
NON-CONFERENCE	0-0	0-0	0-0	0-0

##	Player	gp-gs	min	avg	Total		3-Point		F-Throw		Rebounds					pf	dq	a	to	blk	stl	pts	avg
					fg-fga	fg%	3fg-fga	3fg%	ft-fta	ft%	off	def	tot	avg									
20	Gavin Ware	2-0	52	26.0	6-10	.600	0-0	.000	6-10	.600	4	13	17	8.5	4	0	0	2	0	1	18	9.0	
01	Fred Thomas	2-0	43	21.5	4-15	.267	2-10	.200	5-8	.625	1	7	8	4.0	4	0	2	2	1	2	15	7.5	
32	Craig Sword	2-2	48	24.0	3-7	.429	0-1	.000	8-10	.800	1	4	5	2.5	5	1	1	5	1	2	14	7.0	
25	Roquez Johnson	2-0	53	26.5	4-10	.400	0-0	.000	5-8	.625	2	3	5	2.5	6	0	0	2	3	1	13	6.5	
15	I.J. Ready	2-2	46	23.0	4-9	.444	2-3	.667	0-0	.000	0	0	0	0.0	1	0	7	1	0	2	10	5.0	
03	Trivante Bloodman	2-0	35	17.5	2-7	.286	0-0	.000	4-8	.500	1	2	3	1.5	4	0	2	3	0	0	8	4.0	
02	Demetrius Houston	2-0	33	16.5	2-8	.250	1-1	1.000	3-8	.375	0	1	1	0.5	4	0	0	3	0	4	8	4.0	
23	Travis Daniels	2-2	33	16.5	3-9	.333	1-5	.200	0-0	.000	5	2	7	3.5	5	0	0	4	0	1	7	3.5	
33	Oliver Black	2-2	29	14.5	0-2	.000	0-0	.000	1-4	.250	1	4	5	2.5	0	0	0	2	0	0	1	0.5	
10	Jeffery Johnson	1-0	2	2.0	0-0	.000	0-0	.000	0-0	.000	0	0	0	0.0	0	0	0	0	0	1	0	0.0	
05	Isaiah Butler	1-0	2	2.0	0-0	.000	0-0	.000	0-0	.000	0	0	0	0.0	0	0	0	0	0	0	0	0.0	
22	Fallou Ndoye	2-2	24	12.0	0-3	.000	0-0	.000	0-1	.000	0	0	0	0.0	3	0	0	4	1	1	0	0.0	
Team											3	2	5										
Total.....		2	400		28-80	.350	6-20	.300	32-57	.561	18	38	56	28.0	36	1	12	28	6	15	94	47.0	
Opponents.....		2	400		45-101	.446	19-42	.452	24-34	.706	25	50	75	37.5	47	-	31	25	7	17	133	66.5	

TEAM STATISTICS	MS	OPP	Date	Opponent	Score	Att.
SCORING	94	133	* 01-07-15	TENNESSEE	L 47-61	5704
Points per game	47.0	66.5	* 1/10/15	at Florida	L 47-72	11966
Scoring margin	-19.5	-	* = Conference game			
FIELD GOALS-ATT	28-80	45-101				
Field goal pct	.350	.446				
3 POINT FG-ATT	6-20	19-42				
3-point FG pct	.300	.452				
3-pt FG made per game	3.0	9.5				
FREE THROWS-ATT	32-57	24-34				
Free throw pct	.561	.706				
F-Throws made per game	16.0	12.0				
REBOUNDS	56	75				
Rebounds per game	28.0	37.5				
Rebounding margin	-9.5	-				
ASSISTS	12	31				
Assists per game	6.0	15.5				
TURNOVERS	28	25				
Turnovers per game	14.0	12.5				
Turnover margin	-1.5	-				
Assist/turnover ratio	0.4	1.2				
STEALS	15	17				
Steals per game	7.5	8.5				
BLOCKS	6	7				
Blocks per game	3.0	3.5				
ATTENDANCE	5704	11966				
Home games-Avg/Game	1-5704	1-11966				
Neutral site-Avg/Game	-	0-0				

Score by Periods	1st	2nd	Totals
Mississippi State	42	52	94
Opponents	65	68	133

2014-15 Mississippi State Basketball
Mississippi State Game-by-Game Highs (as of Jan 10, 2015)
All games



Opponent	Date	Score	Points	Rebounds	Assists	Steals	Blocked shots
WESTERN CAROLINA	11-14-14	66-56	16-Roquez Johnson	10-Gavin Ware	6-Trivante Bloodman	1-Gavin Ware Fallou Ndoye Oliver Black Travis Daniels Roquez Johnson	3-Gavin Ware
MISSISSIPPI VALLEY	11-17-14	89-68	20-Roquez Johnson	8-Gavin Ware	7-Trivante Bloodman	4-Trivante Bloodman	3-Gavin Ware
UTAH STATE	11-22-14	71-63	15-Fred Thomas Roquez Johnson	8-Travis Daniels Gavin Ware	6-Trivante Bloodman	2-Roquez Johnson Travis Daniels I.J. Ready	2-Gavin Ware
CLAYTON STATE	11-24-14	59-46	15-Roquez Johnson	8-Roquez Johnson	2-Trivante Bloodman I.J. Ready	5-Fred Thomas	1-Gavin Ware Fred Thomas Travis Daniels Fallou Ndoye
vs St. Louis	11-28-14	75-50	21-Travis Daniels	6-Travis Daniels	5-I.J. Ready	1-Demetrius Houston I.J. Ready Fallou Ndoye Trivante Bloodman	3-Gavin Ware
vs TCU	11-28-14	52-61	14-Fred Thomas	5-Travis Daniels Fallou Ndoye	1-Travis Daniels I.J. Ready Roquez Johnson	3-Fred Thomas	1-Fred Thomas Fallou Ndoye Gavin Ware
at Tulane	12-06-14	54-59	13-Travis Daniels	9-Travis Daniels	5-Trivante Bloodman	3-Fred Thomas	2-Gavin Ware
at Oregon State	12-13-14	49-59	16-Fred Thomas	9-Fred Thomas	2-Trivante Bloodman	2-Trivante Bloodman	1-Gavin Ware
ARKANSAS STATE	12-17-14	55-69	20-Roquez Johnson	7-Roquez Johnson	1-I.J. Ready Trivante Bloodman Demetrius Houston Fallou Ndoye	2-Demetrius Houston Craig Sword	1-Demetrius Houston Oliver Black
vs USC Upstate	12-20-14	51-53	15-Roquez Johnson	9-Roquez Johnson	2-Fred Thomas Trivante Bloodman	2-Fred Thomas Roquez Johnson	1-Trivante Bloodman Fred Thomas
JACKSONVILLE	12-23-14	70-47	16-Fred Thomas	8-Roquez Johnson Travis Daniels	4-Craig Sword	2-I.J. Ready Fred Thomas Craig Sword Roquez Johnson	2-Oliver Black
MCNEESE STATE	12-30-14	47-66	11-Craig Sword	4-Roquez Johnson Oliver Black Travis Daniels	2-Trivante Bloodman	2-Oliver Black	1-Craig Sword
FLORIDA STATE	01-02-15	62-55	14-I.J. Ready	8-Gavin Ware	2-Craig Sword Trivante Bloodman	3-I.J. Ready	2-Gavin Ware
TENNESSEE	01-07-15	47-61	12-Gavin Ware	9-Gavin Ware	2-I.J. Ready	3-Demetrius Houston	3-Roquez Johnson
at Florida	1/10/15	47-72	11-Roquez Johnson	8-Gavin Ware	5-I.J. Ready	1-I.J. Ready Fallou Ndoye Jeffery Johnson Demetrius Houston Travis Daniels	1-Fred Thomas Craig Sword Fallou Ndoye

2014-15 Mississippi State Basketball
Mississippi State Team Game-by-Game Comparison (as of Jan 10, 2015)
All games



Opponent	1st	2nd	Score	Mar	Total FG	FG Pct	3-Pointers	3FG Pct	Free Throws	FT Pct	Rebounds	Assist	T/Over	Block	Steal	Fouls
WESTERN CAROLINA	31/30	35/26	66-56	+10	17-37/21-58	.459/.362	4-9/9-24	.444/.375	28-37/5-10	.757/.500	39/27 +12	7/12	16/11	5/4	5/10	18/22
MISSISSIPPI VALLEY	58/34	31/34	89-68	+21	31-52/24-68	.596/.353	4-15/8-28	.267/.286	23-32/12-18	.719/.667	47/25 +22	16/12	26/16	6/0	6/16	17/21
UTAH STATE	34/38	37/25	71-63	+8	24-52/20-47	.462/.426	4-15/10-27	.267/.370	19-27/13-17	.704/.765	38/21 +17	12/12	12/13	2/4	7/7	15/20
CLAYTON STATE	29/18	30/28	59-46	+13	19-50/18-52	.380/.346	0-7/4-21	.000/.190	21-27/6-15	.778/.400	43/30 +13	5/5	11/12	4/3	11/6	16/19
St. Louis	37/27	38/23	75-50	+25	30-54/20-55	.556/.364	8-17/5-20	.471/.250	7-9/5-13	.778/.385	39/24 +15	17/4	14/11	5/3	4/4	16/12
TCU	21/30	31/31	52-61	(9)	19-52/22-45	.365/.489	3-10/2-12	.300/.167	11-20/15-29	.550/.517	33/37 (4)	3/12	12/15	3/2	10/3	25/20
Tulane	26/28	28/31	54-59	(5)	21-55/23-54	.382/.426	2-13/7-19	.154/.368	10-16/6-11	.625/.545	32/37 (5)	8/13	14/16	2/3	7/9	16/16
Oregon State	23/30	26/29	49-59	(10)	17-49/22-59	.347/.373	6-23/5-19	.261/.263	9-11/10-13	.818/.769	34/40 (6)	7/15	17/10	1/2	5/6	17/13
ARKANSAS STATE	27/35	28/34	55-69	(14)	21-65/24-46	.323/.522	3-17/8-19	.176/.421	10-12/13-24	.833/.542	33/39 (6)	4/13	9/14	2/3	7/4	17/14
USC Upstate	15/22	36/31	51-53	(2)	17-44/21-52	.386/.404	1-15/4-25	.067/.160	16-21/7-12	.762/.583	39/23 +16	6/9	16/7	2/5	5/9	16/19
JACKSONVILLE	36/27	34/20	70-47	+23	25-44/18-49	.568/.367	8-15/4-14	.533/.286	12-16/7-12	.750/.583	35/18 +17	10/7	21/17	3/0	10/11	19/18
MCNEESE STATE	23/36	24/30	47-66	(19)	18-43/26-50	.419/.520	4-15/8-17	.267/.471	7-12/6-8	.583/.750	21/30 (9)	6/15	10/8	1/3	5/7	11/12
FLORIDA STATE	22/25	40/30	62-55	+7	24-52/19-43	.462/.442	2-14/6-14	.143/.429	12-13/11-19	.923/.579	28/30 (2)	7/10	12/19	4/5	10/4	23/17
TENNESSEE	23/26	24/35	47-61	(14)	11-36/17-48	.306/.354	1-9/10-20	.111/.500	24-44/17-22	.545/.773	28/44 (16)	4/12	13/18	3/3	10/7	21/32
Florida	19/39	28/33	47-72	(25)	17-44/28-53	.386/.528	5-11/9-22	.455/.409	8-13/7-12	.615/.583	28/31 (3)	8/19	15/7	3/4	5/10	15/15

Note: Game totals are displayed in the format TEAM/OPPONENT for each category

2014-15 Mississippi State Basketball
Mississippi State Team High/Low Analysis (as of Jan 10, 2015)
All games



Mississippi State - TEAM GAME HIGHS

POINTS	89	MISSISSIPPI VALLEY (11-17-14)
	75	vs St. Louis (11-28-14)
	71	UTAH STATE (11-22-14)
	70	JACKSONVILLE (12-23-14)
	66	WESTERN CAROLINA (11-14-14)
FIELD GOALS MADE	31	MISSISSIPPI VALLEY (11-17-14)
	30	vs St. Louis (11-28-14)
FIELD GOAL ATTEMPTS	65	ARKANSAS STATE (12-17-14)
	55	at Tulane (12-06-14)
FIELD GOAL PERCENTAGE	.596 (31-52)	MISSISSIPPI VALLEY (11-17-14)
	.568 (25-44)	JACKSONVILLE (12-23-14)
3 PT FIELD GOALS MADE	8	JACKSONVILLE (12-23-14)
	8	vs St. Louis (11-28-14)
3 PT FG ATTEMPTS	23	at Oregon State (12-13-14)
	17	ARKANSAS STATE (12-17-14)
	17	vs St. Louis (11-28-14)
3 PT FG PERCENTAGE	.533 (8-15)	JACKSONVILLE (12-23-14)
	.471 (8-17)	vs St. Louis (11-28-14)
FREE THROWS MADE	28	WESTERN CAROLINA (11-14-14)
	24	TENNESSEE (01-07-15)
FREE THROW ATTEMPTS	44	TENNESSEE (01-07-15)
	37	WESTERN CAROLINA (11-14-14)
FREE THROW PERCENTAGE	.923 (12-13)	FLORIDA STATE (01-02-15)
	.833 (10-12)	ARKANSAS STATE (12-17-14)
REBOUNDS	47	MISSISSIPPI VALLEY (11-17-14)
	43	CLAYTON STATE (11-24-14)
ASSISTS	17	vs St. Louis (11-28-14)
	16	MISSISSIPPI VALLEY (11-17-14)
STEALS	11	CLAYTON STATE (11-24-14)
	10	TENNESSEE (01-07-15)
	10	FLORIDA STATE (01-02-15)
	10	JACKSONVILLE (12-23-14)
	10	vs TCU (11-28-14)
BLOCKED SHOTS	6	MISSISSIPPI VALLEY (11-17-14)
	5	vs St. Louis (11-28-14)
	5	WESTERN CAROLINA (11-14-14)
TURNOVERS	26	MISSISSIPPI VALLEY (11-17-14)
	21	JACKSONVILLE (12-23-14)
FOULS	25	vs TCU (11-28-14)
	23	FLORIDA STATE (01-02-15)

2014-15 Mississippi State Basketball
Mississippi State High/Low Analysis (as of Jan 10, 2015)
All games



Opponent - GAME HIGHS

POINTS	72	at Florida (1/10/15)
	69	ARKANSAS STATE (12-17-14)
	68	MISSISSIPPI VALLEY (11-17-14)
	66	MCNEESE STATE (12-30-14)
	63	UTAH STATE (11-22-14)
FIELD GOALS MADE	28	at Florida (1/10/15)
	26	MCNEESE STATE (12-30-14)
FIELD GOAL ATTEMPTS	68	MISSISSIPPI VALLEY (11-17-14)
	59	at Oregon State (12-13-14)
FIELD GOAL PERCENTAGE	.528 (28-53)	at Florida (1/10/15)
	.522 (24-46)	ARKANSAS STATE (12-17-14)
3 PT FIELD GOALS MADE	10	TENNESSEE (01-07-15)
	10	UTAH STATE (11-22-14)
3 PT FG ATTEMPTS	28	MISSISSIPPI VALLEY (11-17-14)
	27	UTAH STATE (11-22-14)
3 PT FG PERCENTAGE	.500 (10-20)	TENNESSEE (01-07-15)
	.471 (8-17)	MCNEESE STATE (12-30-14)
FREE THROWS MADE	17	TENNESSEE (01-07-15)
	15	vs TCU (11-28-14)
FREE THROW ATTEMPTS	29	vs TCU (11-28-14)
	24	ARKANSAS STATE (12-17-14)
FREE THROW PERCENTAGE	.773 (17-22)	TENNESSEE (01-07-15)
	.769 (10-13)	at Oregon State (12-13-14)
REBOUNDS	44	TENNESSEE (01-07-15)
	40	at Oregon State (12-13-14)
ASSISTS	19	at Florida (1/10/15)
	15	MCNEESE STATE (12-30-14)
	15	at Oregon State (12-13-14)
STEALS	16	MISSISSIPPI VALLEY (11-17-14)
	11	JACKSONVILLE (12-23-14)
BLOCKED SHOTS	5	FLORIDA STATE (01-02-15)
	5	vs USC Upstate (12-20-14)
TURNOVERS	19	FLORIDA STATE (01-02-15)
	18	TENNESSEE (01-07-15)
FOULS	32	TENNESSEE (01-07-15)
	22	WESTERN CAROLINA (11-14-14)

2014-15 Mississippi State Basketball
Mississippi State High/Low Analysis (as of Jan 10, 2015)
All games



Mississippi State - GAME LOWS

POINTS	47	MCNEESE STATE (12-30-14)
	47	TENNESSEE (01-07-15)
	47	at Florida (1/10/15)
	49	at Oregon State (12-13-14)
	51	vs USC Upstate (12-20-14)
FIELD GOALS MADE	11	TENNESSEE (01-07-15)
	17	WESTERN CAROLINA (11-14-14)
	17	at Oregon State (12-13-14)
	17	vs USC Upstate (12-20-14)
	17	at Florida (1/10/15)
FIELD GOAL ATTEMPTS	36	TENNESSEE (01-07-15)
	37	WESTERN CAROLINA (11-14-14)
FIELD GOAL PERCENTAGE	.306 (11-36)	TENNESSEE (01-07-15)
	.323 (21-65)	ARKANSAS STATE (12-17-14)
3 PT FIELD GOALS MADE	0	CLAYTON STATE (11-24-14)
	1	vs USC Upstate (12-20-14)
	1	TENNESSEE (01-07-15)
3 PT FG ATTEMPTS	7	CLAYTON STATE (11-24-14)
	9	WESTERN CAROLINA (11-14-14)
	9	TENNESSEE (01-07-15)
3 PT FG PERCENTAGE	.000 (0-7)	CLAYTON STATE (11-24-14)
	.067 (1-15)	vs USC Upstate (12-20-14)
FREE THROWS MADE	7	vs St. Louis (11-28-14)
	7	MCNEESE STATE (12-30-14)
FREE THROW ATTEMPTS	9	vs St. Louis (11-28-14)
	11	at Oregon State (12-13-14)
FREE THROW PERCENTAGE	.545 (24-44)	TENNESSEE (01-07-15)
	.550 (11-20)	vs TCU (11-28-14)
REBOUNDS	21	MCNEESE STATE (12-30-14)
	28	FLORIDA STATE (01-02-15)
	28	TENNESSEE (01-07-15)
	28	at Florida (1/10/15)
ASSISTS	3	vs TCU (11-28-14)
	4	ARKANSAS STATE (12-17-14)
	4	TENNESSEE (01-07-15)
STEALS	4	vs St. Louis (11-28-14)
	5	WESTERN CAROLINA (11-14-14)
	5	at Oregon State (12-13-14)
	5	vs USC Upstate (12-20-14)
	5	MCNEESE STATE (12-30-14)
	5	at Florida (1/10/15)
BLOCKED SHOTS	1	at Oregon State (12-13-14)
	1	MCNEESE STATE (12-30-14)
TURNOVERS	9	ARKANSAS STATE (12-17-14)
	10	MCNEESE STATE (12-30-14)
FOULS	11	MCNEESE STATE (12-30-14)
	15	UTAH STATE (11-22-14)
	15	at Florida (1/10/15)

2014-15 Mississippi State Basketball
Mississippi State High/Low Analysis (as of Jan 10, 2015)
All games



Opponent - GAME LOWS

POINTS	46	CLAYTON STATE (11-24-14)
	47	JACKSONVILLE (12-23-14)
	50	vs St. Louis (11-28-14)
	53	vs USC Upstate (12-20-14)
	55	FLORIDA STATE (01-02-15)
FIELD GOALS MADE	17	TENNESSEE (01-07-15)
	18	CLAYTON STATE (11-24-14)
	18	JACKSONVILLE (12-23-14)
FIELD GOAL ATTEMPTS	43	FLORIDA STATE (01-02-15)
	45	vs TCU (11-28-14)
FIELD GOAL PERCENTAGE	.346 (18-52)	CLAYTON STATE (11-24-14)
	.353 (24-68)	MISSISSIPPI VALLEY (11-17-14)
3 PT FIELD GOALS MADE	2	vs TCU (11-28-14)
	4	CLAYTON STATE (11-24-14)
	4	vs USC Upstate (12-20-14)
	4	JACKSONVILLE (12-23-14)
3 PT FG ATTEMPTS	12	vs TCU (11-28-14)
	14	JACKSONVILLE (12-23-14)
	14	FLORIDA STATE (01-02-15)
3 PT FG PERCENTAGE	.160 (4-25)	vs USC Upstate (12-20-14)
	.167 (2-12)	vs TCU (11-28-14)
FREE THROWS MADE	5	WESTERN CAROLINA (11-14-14)
	5	vs St. Louis (11-28-14)
FREE THROW ATTEMPTS	8	MCNEESE STATE (12-30-14)
	10	WESTERN CAROLINA (11-14-14)
FREE THROW PERCENTAGE	.385 (5-13)	vs St. Louis (11-28-14)
	.400 (6-15)	CLAYTON STATE (11-24-14)
REBOUNDS	18	JACKSONVILLE (12-23-14)
	21	UTAH STATE (11-22-14)
ASSISTS	4	vs St. Louis (11-28-14)
	5	CLAYTON STATE (11-24-14)
STEALS	3	vs TCU (11-28-14)
	4	vs St. Louis (11-28-14)
	4	ARKANSAS STATE (12-17-14)
	4	FLORIDA STATE (01-02-15)
BLOCKED SHOTS	0	MISSISSIPPI VALLEY (11-17-14)
	0	JACKSONVILLE (12-23-14)
TURNOVERS	7	vs USC Upstate (12-20-14)
	7	at Florida (1/10/15)
FOULS	12	vs St. Louis (11-28-14)
	12	MCNEESE STATE (12-30-14)

2014-15 Mississippi State Basketball
Mississippi State Player High/Low Analysis (as of Jan 10, 2015)
All games



Mississippi State - INDIVIDUAL GAME HIGHS

Points	21		Travis Daniels vs St. Louis (11-28-14)
	20		Roquez Johnson vs Arkansas State (12-17-14)
	20		Roquez Johnson vs Mississippi Valley (11-17-14)
	19		Gavin Ware vs Mississippi Valley (11-17-14)
	17		Fred Thomas vs Mississippi Valley (11-17-14)
Field Goals Made	9		Roquez Johnson vs Mississippi Valley (11-17-14)
	9		Gavin Ware vs Mississippi Valley (11-17-14)
Field Goal Att.	14		I.J. Ready vs Arkansas State (12-17-14)
	13		Roquez Johnson vs Clayton State (11-24-14)
FG Pct (min 5 made)	.900	(9-10)	Roquez Johnson vs Mississippi Valley (11-17-14)
	.857	(6-7)	I.J. Ready vs Florida State (01-02-15)
	.857	(6-7)	Gavin Ware vs Utah State (11-22-14)
3-Point FG Made	4		Travis Daniels vs St. Louis (11-28-14)
	3		I.J. Ready vs McNeese State (12-30-14)
	3		Fred Thomas at Oregon State (12-13-14)
	3		Fred Thomas vs TCU (11-28-14)
	3		Fred Thomas vs St. Louis (11-28-14)
	3		Fred Thomas vs Mississippi Valley (11-17-14)
3-Point FG Att.	8		Fred Thomas at Oregon State (12-13-14)
	7		Fred Thomas vs USC Upstate (12-20-14)
	7		Craig Sword at Oregon State (12-13-14)
3-Pt FG Pct (min 2 made)	.800	(4-5)	Travis Daniels vs St. Louis (11-28-14)
	.750	(3-4)	Fred Thomas vs Mississippi Valley (11-17-14)
Free Throws Made	9		Roquez Johnson vs USC Upstate (12-20-14)
	8		Trivante Bloodman vs Clayton State (11-24-14)
Free Throw Att.	13		Roquez Johnson vs USC Upstate (12-20-14)
	9		Fred Thomas vs Utah State (11-22-14)
	9		Roquez Johnson vs Western Carolina (11-14-14)
FT Pct (min 3 made)	1.000	(8-8)	Trivante Bloodman vs Clayton State (11-24-14)
	1.000	(6-6)	Trivante Bloodman vs Utah State (11-22-14)
	1.000	(5-5)	Fred Thomas at Oregon State (12-13-14)
	1.000	(5-5)	Fred Thomas vs Western Carolina (11-14-14)
	1.000	(4-4)	Fred Thomas vs Jacksonville (12-23-14)
	1.000	(4-4)	Roquez Johnson vs Arkansas State (12-17-14)
	1.000	(3-3)	Trivante Bloodman at Oregon State (12-13-14)
	1.000	(3-3)	Fred Thomas vs St. Louis (11-28-14)
	1.000	(3-3)	Fallou Ndoeye vs Utah State (11-22-14)
Rebounds	10		Gavin Ware vs Western Carolina (11-14-14)
	9		Gavin Ware vs Tennessee (01-07-15)
	9		Roquez Johnson vs USC Upstate (12-20-14)
	9		Fred Thomas at Oregon State (12-13-14)
	9		Travis Daniels at Tulane (12-06-14)
Assists	7		Trivante Bloodman vs Mississippi Valley (11-17-14)
	6		Trivante Bloodman vs Utah State (11-22-14)
	6		Trivante Bloodman vs Western Carolina (11-14-14)
Steals	5		Fred Thomas vs Clayton State (11-24-14)
	4		Trivante Bloodman vs Mississippi Valley (11-17-14)
Blocked Shots	3		Roquez Johnson vs Tennessee (01-07-15)
	3		Gavin Ware vs St. Louis (11-28-14)
	3		Gavin Ware vs Mississippi Valley (11-17-14)
	3		Gavin Ware vs Western Carolina (11-14-14)
Turnovers	6		Craig Sword at Oregon State (12-13-14)
	6		Fred Thomas vs Mississippi Valley (11-17-14)

Fouls	5	Craig Sword vs Tennessee (01-07-15)
	5	Fallou Ndoeye vs Florida State (01-02-15)
	5	Gavin Ware vs TCU (11-28-14)
	5	Fallou Ndoeye vs TCU (11-28-14)
	5	Fallou Ndoeye vs St. Louis (11-28-14)
Minutes	35	Roquez Johnson vs USC Upstate (12-20-14)
	35	Roquez Johnson vs Utah State (11-22-14)

2014-15 Mississippi State Basketball
Mississippi State Opponent High/Low Analysis (as of Jan 10, 2015)
All games




OPPONENT INDIVIDUAL GAME HIGHS

Points	22		Sean Gardner vs Arkansas State (12-17-14)
	20		Carter, Eli at Florida (1/10/15)
	20		Desharick Guidry vs McNeese State (12-30-14)
	20		James Sinclair vs Western Carolina (11-14-14)
	18		Jordan Washington vs Mississippi Valley (11-17-14)
Field Goals Made	9		Desharick Guidry vs McNeese State (12-30-14)
	8		Sean Gardner vs Arkansas State (12-17-14)
Field Goal Att.	18		Tyler Corley vs Mississippi Valley (11-17-14)
	15		Desharick Guidry vs McNeese State (12-30-14)
	15		STARK, Jonathan at Tulane (12-06-14)
	15		Kelsey Terry vs Clayton State (11-24-14)
	15		Mike Brown vs Western Carolina (11-14-14)
FG Pct (min 5 made)	.750	(6-8)	Carter, Eli at Florida (1/10/15)
	.667	(6-9)	Damian GOODWIN vs USC Upstate (12-20-14)
	.667	(6-9)	HOOK, Jay at Tulane (12-06-14)
3-Point FG Made	5		Sean Gardner vs Arkansas State (12-17-14)
	5		HOOK, Jay at Tulane (12-06-14)
3-Point FG Att.	11		PERKINS, Darius vs Utah State (11-22-14)
	10		Sean Gardner vs Arkansas State (12-17-14)
3-Pt FG Pct (min 2 made)	.750	(3-4)	Matthew Moss vs McNeese State (12-30-14)
	.667	(4-6)	Carter, Eli at Florida (1/10/15)
	.667	(4-6)	Devon Bookert vs Florida State (01-02-15)
	.667	(2-3)	Punter, Kevin vs Tennessee (01-07-15)
	.667	(2-3)	Reese, Derek vs Tennessee (01-07-15)
	.667	(2-3)	Mostella, Detrick vs Tennessee (01-07-15)
	.667	(2-3)	Desharick Guidry vs McNeese State (12-30-14)
	.667	(2-3)	ADEYEYE, Josh vs Jacksonville (12-23-14)
	.667	(2-3)	McGLASTON, Jojo vs Utah State (11-22-14)
Free Throws Made	5		Punter, Kevin vs Tennessee (01-07-15)
	5		Nouhoum Bocoum vs Arkansas State (12-17-14)
	5		PJ Hardwick vs Arkansas State (12-17-14)
	5		Reid, Jarmal at Oregon State (12-13-14)
	5		SMITH, Chris vs Utah State (11-22-14)
	5		Tyler Corley vs Mississippi Valley (11-17-14)
Free Throw Att.	11		Washburn, Chris vs TCU (11-28-14)
	8		Nouhoum Bocoum vs Arkansas State (12-17-14)
	8		JC Bonny vs Clayton State (11-24-14)
FT Pct (min 3 made)	1.000	(5-5)	Punter, Kevin vs Tennessee (01-07-15)
	1.000	(4-4)	Carter, Eli at Florida (1/10/15)
	1.000	(4-4)	Richardson, Josh vs Tennessee (01-07-15)
	1.000	(4-4)	Austin Lewis vs McNeese State (12-30-14)
	1.000	(3-3)	MISTERS, Andris vs Jacksonville (12-23-14)
	1.000	(3-3)	Collins, Chauncey vs TCU (11-28-14)
Rebounds	11		Williams, Kenrich vs TCU (11-28-14)
	10		Reese, Derek vs Tennessee (01-07-15)
Assists	9		Jamaya Burr vs McNeese State (12-30-14)
	7		Hill, Kasey at Florida (1/10/15)
	7		PJ Hardwick vs Arkansas State (12-17-14)
Steals	5		BABINEAUX, Kori vs Jacksonville (12-23-14)
	5		Charles Bargman vs Mississippi Valley (11-17-14)
Blocked Shots	2		Walker, Chris at Florida (1/10/15)
	2		Finney-Smith, Dorian at Florida (1/10/15)
	2		Fred MILLER vs USC Upstate (12-20-14)

	2	Nouhoum Bocoum vs Arkansas State (12-17-14)
	2	Gideon Oji vs Clayton State (11-24-14)
	2	COLLETTE, David vs Utah State (11-22-14)
	2	Justin Browning vs Western Carolina (11-14-14)
Turnovers	5	Xavier Rathan-Mayes vs Florida State (01-02-15)
	5	BABINEAUX, Kori vs Jacksonville (12-23-14)
	5	HOLDER, J.R. vs Jacksonville (12-23-14)
	5	STARK, Jonathan at Tulane (12-06-14)
	5	PERKINS, Darius vs Utah State (11-22-14)
	5	DeAngelo Priar vs Mississippi Valley (11-17-14)
Fouls	5	Punter, Kevin vs Tennessee (01-07-15)
	5	Carmichael, Willie vs Tennessee (01-07-15)
	5	Moore, Armani vs Tennessee (01-07-15)
	5	Michael BUCHANAN vs USC Upstate (12-20-14)
	5	Cameron Golden vs Arkansas State (12-17-14)
	5	Anderson, Kyan vs TCU (11-28-14)
	5	Gideon Oji vs Clayton State (11-24-14)
	5	Vacha Vaughn vs Mississippi Valley (11-17-14)
	5	Torrion Brummitt vs Western Carolina (11-14-14)
	5	Kenneth Hall vs Western Carolina (11-14-14)
	5	Justin Browning vs Western Carolina (11-14-14)

2014-15 MISSISSIPPI STATE PLAYER BREAKDOWN

0




Maurice Dunlap ● Fr ● G ● 6-2 ● 175 ● Greenwood, MS

MIN	PTS	RBS	AST	FG%	3FG%	FT%
10.3	2.9	0.6	0.1	.273	.214	.833

Notes: Made MSU debut vs. WCU and finished with 6 points on 2 3-pointers. Had 5 points, 2 boards vs. MVSU. Missed only FG attempt vs. Utah State. 4 points vs. Clayton State. Scored 2 points in 11 minutes vs. St. Louis. Played just one minute vs. TCU and didn't play at Tulane or Oregon State. Logged 15 minutes and totaled 3 points on 1-4 shooting. Has missed last six games after fracturing right wrist in practice and straining his hamstring.

1




Fred Thomas ● Jr ● F ● 6-5 ● 206 ● Jackson, MS

MIN	PTS	RBS	STL	FG%	3FG%	FT%
26.6	10.3	4.5	1.3	.357	.316	.796

Notes: Considered MSU's best defensive player. Averaged 10.8 and 4.6 rebounds in non-conference play, scoring in double-digits 7 times with season-high 17 coming against Mississippi Valley State. Had 5 points, 3 rebounds and 2 steals vs. Tennessee. 10 points, 5 rebounds at Florida.

2




Demetrious Houston ● Fr ● F ● 6-7 ● 210 ● Montgomery, AL

MIN	PTS	RBS	AST	FG%	3FG%	FT%
14.2	2.5	2.6	0.3	.234	.167	.471

Notes: Made MSU debut vs. WCU and totaled 3 points and 7 rebounds. Appeared in 11 non-conference games and averaged 2.2 points and 3.3 rebounds. 5 points came vs. Arkansas State. Had 3 points, 3 steals vs. Tennessee. Tied career-high with 5 points at Florida.

3




Trivante Bloodman ● Jr ● G ● 6-0 ● 190 ● The Bronx, NY

MIN	PTS	RBS	AST	FG%	3FG%	FT%
23.1	6.0	1.5	2.7	.456	.111	.787

Notes: Started 10 of the 13 non-conference games and averaged 6.3 points with a team-best 38 assists. Scored 11 points vs. Mississippi Valley State and TCU. Totaled 8 points, 2 rebounds vs. Tennessee. 2 assists at Florida.

15




I.J. Ready ● So ● G ● 5-11 ● 170 ● North Little Rock, AR

MIN	PTS	RBS	AST	FG%	3FG%	FT%
21.8	6.5	1.2	2.0	.388	.294	.800

Notes: Due to back surgery, didn't see first action until Utah State. Averaged 6.7 points in non-conference play, while dishing out 19 assists and having 15 steals. Tied career high with 14 points vs. Florida State after having 10 against McNeese. 0 points, 2 assists and 1 steal vs. Tennessee. 10 points and tied season-high 5 assists at Florida.

20




Gavin Ware ● Jr ● F ● 6-9 ● 260 ● Starkville, MS

MIN	PTS	RBS	BLK	FG%	3FG%	FT%
23.1	10.2	6.2	1.4	.521	---	.780

Notes: Recorded 10th double-double of career with 14 points and 10 rebounds vs. WCU in opener. Missed two non-conference games after spraining ankle vs. USC Upstate. Entered SEC play averaging 10.4 points and 5.8 rebounds, while scoring in double-digits 9 times. Season-high 19 points vs. Mississippi Valley State. Grabbed 500th rebound vs. Florida State. Had 12 points, 9 rebounds vs. Tennessee. 6 points, 8 boards at Florida.

22




Fallou Ndoeye ● Fr ● F ● 6-11 ● 222 ● Taif, Senegal

MIN	PTS	RBS	STL	FG%	3FG%	FT%
16.6	3.5	2.1	0.3	.600	---	.667

Notes: In non-conference play, averaged 4.0 points, 2.5 rebounds. Career-high 11 points vs. USC Upstate. Started last five games. 0 points, 0 rebounds vs. Tennessee and Florida.

23




Travis Daniels ● Jr ● G ● 6-8 ● 219 ● Tuscaloosa, AL

MIN	PTS	RBS	STL	FG%	3FG%	FT%
23.1	7.0	5.1	0.6	.415	.268	.640

Notes: Started 12 of the 13 non-conference games and averaged 7.5 points and 5.4 rebounds. Scored in double-digits five times, with career-high 21 coming against St. Louis. 7 points, 5 rebounds vs. Tennessee. 2 rebounds at Florida.

25




Roquez Johnson ● Sr ● F ● 6-7 ● 210 ● Montgomery, AL

MIN	PTS	RBS	STL	FG%	3FG%	FT%
26.5	10.3	5.3	0.9	.564	---	.645

Notes: Averaged 10.8 points and 5.8 rebounds in non-conference play. Tied career high with 20 points against MVSU after having 16 vs. WCU. Also had 20 points vs. Arkansas State. 2 points and 0 rebounds vs. Tennessee, while tying career-high with 3 blocks. 11 points, 5 rebounds at Florida.

32




Craig Sword ● Jr ● G ● 6-3 ● 196 ● Montgomery, AL

MIN	PTS	RBS	STL	FG%	3FG%	FT%
18.1	4.6	1.7	0.7	.333	.222	.650

Notes: Missed all of preseason and first four games due to surgery to repair a bulging disk. In nine non-conference games, averaged 4.1 points, 1.6 boards. 11 points vs. McNeese. Had 9 points and 2 steals vs. Tennessee. 5 points, 4 boards at Florida. 16 steals shy of 10th most in school history.

33



Oliver Black ● FR ● F ● 6-9 ● 224 ● Jackson, MS

MIN	PTS	RBS	BLK	FG%	3FG%	FT%
13.6	1.3	2.3	0.3	.438	---	.385

Notes: Appeared in all 13 non-conference games, averaging 1.4 points and 2.3 boards. Career-best 9 points vs. McNeese. Drew first start vs. Jacksonville and has four starts on the year. 1 point, 4 rebounds vs. Tennessee. 1 rebound at Florida.