

MISSISSIPPI STATE UNIVERSITY

2007-08 MEN'S BASKETBALL

Mississippi State University Athletic Media Relations • PO Box 5308 • MSU, MS 39762
Men's Basketball SID: David Rosinski • 662-325-3595 • rosinski@athletics.msstate.edu

Game #17 - Mississippi State (11-5, 2-0) vs. Kentucky (7-7, 1-0)

Tuesday, January 15, 2008 • 8 p.m. CT • Starkville, MS

Humphrey Coliseum (10,500) • ESPN

PROBABLE STARTERS & TOP SUBSTITUTES

MISSISSIPPI STATE BULLDOGS (11-5, 2-0)

Pos.	No.	Name	Ht.	Wt.	Cl.	Hometown	PPG	RPG	APG
F	44	Jamont Gordon	6-4	230	Jr.	Nashville, TN	17.1	6.6	4.2
C	32	Jarvis Varnado	6-9	210	So.	Brownsville, TN	7.2	8.6	5.2 bpg
G	11	Ben Hansbrough	6-3	205	So.	Poplar Bluff, MO	9.8	3.9	2.8
G	22	Barry Stewart	6-2	170	So.	Shelbyville, TN	11.9	4.6	3.3
G	25	Phil Turner	6-3	170	Fr.	Grenada, MS	5.4	3.3	1.1
F/C	23	Charles Rhodes	6-8	245	Sr.	Jackson, MS	15.0	7.0	1.4 bpg
F/C	21	Brian Johnson	6-9	245	Jr.	Laurinburg, NC	2.9	2.8	0.5 bpg

KENTUCKY WILDCATS (7-7, 1-0)

Pos.	No.	Name	Ht.	Wt.	Cl.	Hometown	PPG	RPG	APG
F	34	Ramon Harris	6-6	213	So.	Anchorage, AK	4.4	3.9	0.8
F	42	Mark Coury	6-8	238	So.	West Bloomfield, MI	3.3	2.9	0.9
F	54	Patrick Patterson	6-8	232	Fr.	Huntington, WV	17.2	8.4	1.8
G	3	Ramel Bradley	6-2	191	Sr.	New York, NY	15.2	3.8	3.2
G	32	Joe Crawford	6-5	207	Sr.	Detroit, MI	16.1	3.6	2.4
G	5	Derrick Jasper	6-6	209	So.	Paso Robles, CA	4.0	6.5	2.5
F	21	Perry Stevenson	6-9	201	So.	Lafayette, LA	3.9	3.6	0.6

Officials: TBA

BULLDOGS HOST KENTUCKY AS PART OF ESPN'S SUPER TUESDAY LINEUP

Looking to secure their first 3-0 SEC start since 1993-94, the Mississippi State Bulldogs (11-5, 2-0) play host to the Wildcats of Kentucky (7-7, 1-0) as the second half of ESPN's Super Tuesday lineup. Tip-off for the nationally televised inter-divisional contest is set for 8 p.m. CT at MSU's Humphrey Coliseum. **Brad Nessler** and **Jimmy Dykes** will provide the play-by-play and color analysis, respectively, for ESPN, while **Jeannine Edwards** will handle the sideline reporting for the network.

Coach **Rick Stansbury's** 11-5 Bulldogs have raced to a 2-0 start in conference play after having claimed a 60-49 home win over Georgia and winning at LSU, 61-39, during the opening week of league action. Riding a current six-game winning streak, MState enters the week leading the nation in field-goal percentage defense (.3535; ahead of Georgetown's .3543) and trailing only Connecticut (9.33 to 8.63 bpg) atop the NCAA's blocked shots leaderboard. Over their last three games in wins over Georgia, LSU and Lafayette College, the Bulldogs have limited the opposition to a collective 24.1 percent field-goal shooting overall, including just 18.6 percent accuracy from beyond the three-point arc, in addition to holding their opponents to an average of 47.0 points per outing. MSU has also averaged 12.0 blocked shots over its last three outings, highlighted by a school-record 16 rejects during Saturday's 11-point home triumph over Georgia.

Junior **Jamont Gordon** (17.1 ppg & 6.6 rpg) and senior **Charles Rhodes** (15.0 ppg & 7.0 rpg) continue to lead the Bulldogs in scoring and rebounding, but it's been the play of sophomore **Jarvis Varnado** stealing the headlines of late for MState. The nation's leading shot-blocker at 5.19 swats per contest tied his own single-game school record with 10 blocks (along with nine points and nine rebounds) against Georgia. Averaging 7.2 points, 8.6 rebounds and 5.2 blocks per game on the season, Varnado has averaged 11.8 points, 11.5 boards and 6.8 blocks over his last four contests.

Guided by first-year head coach **Billy Gillispie**, Kentucky is 7-7 overall after winning its SEC opener by way of a 79-73 double-overtime home victory over previously unbeaten Vanderbilt this past Saturday. Freshman forward **Patrick Patterson** paces the Wildcats in scoring (17.2 ppg), rebounding (8.4 rpg) and field-goal percentage (.618), while seniors **Joe Crawford** (16.1 ppg, 3.6 rpg & 2.4 apg) and **Ramel Bradley** (15.2 ppg, 3.8 rpg & 3.2 apg) form a potent backcourt tandem for UK.

♦ All six wins during MSU's current winning streak have come by double digits and by an average margin of 20.8 points per win... In fact, all 11 MState wins on the season have been by double figures and by an average margin of 20.7 points per victory... In contrast, State's five losses have been by an average of 6.6 points a game.

♦ Since dropping consecutive three-point home decisions to SEC East foes Florida and South Carolina last January, the Bulldogs have reeled off five straight home league wins (Georgia, Alabama, Vanderbilt, Arkansas & LSU) by an average margin of 15.8 points per victory dating back to last February.

♦ Trailing only Connecticut nationally among the NCAA's blocked shot leaders (9.33 to 8.63 bpg), the Bulldogs have now been credited with double-digit block totals seven times this season... MSU's school-record 16 blocks against Georgia broke the previous mark of 15 rejects set versus New Orleans in Jackson last season.

♦ Currently looming as the NCAA's leading shot-blocker (5.19 bpg) after Saturday's 10-block effort against Georgia, sophomore Jarvis (SWAT) Varnado's 83 blocks this season already rank second on MSU's all-time, single-season chart behind Erick Dampier's school-record 106 rejects set during the team's 1995-96 Final Four season.

2007-08 MSU RESULTS (11-5, 2-0)

DATE	OPPONENT (TV)	SCORE/TIME
Nov. 10	LOUISIANA TECH	W 75-45
Nov. 15	CLEMSON (FSN/SUN)	L 82-84
Nov. 17	UT MARTIN	W 86-70
Nov. 22	#UC Irvine (ESPNU)	W 68-53
Nov. 23	#Southern Illinois (ESPN2)	L 49-63
Nov. 23	#Miami [OH] (ESPN2)	L 60-67
Dec. 1	MURRAY STATE	W 78-61
Dec. 8	SOUTHEASTERN LA. (CSS)	W 84-59
Dec. 13	MIAMI [FL] (FSN/SUN)	L 58-64
Dec. 15	*at South Alabama (CSS)	L 67-71
Dec. 19	at Loyola Marymount	W 85-54
Dec. 21	at A&M-Corpus Christi (CSS)	W 95-70
Dec. 30	MISSOURI (SS)	W 87-75
Jan. 5	*Lafayette College	W 77-53
Jan. 9	at LSU	W 61-39
Jan. 12	GEORGIA (RS)	W 60-49
Jan. 15	KENTUCKY (ESPN)	8 p.m.
Jan. 19	at Alabama (RS)	2 p.m.
Jan. 26	MISSISSIPPI (FSN/SUN)	4 p.m.
Jan. 30	at Arkansas (RS)	7 p.m.
Feb. 2	TENNESSEE (FSN/SUN)	6 p.m.
Feb. 6	ALABAMA	7 p.m.
Feb. 9	at Auburn (FSN/SUN)	6 p.m.
Feb. 16	ARKANSAS (ESPN)	3 p.m.
Feb. 20	at Mississippi	7 p.m.
Feb. 23	at South Carolina (RS)	3 p.m.
Feb. 27	AUBURN	7 p.m.
Mar. 1	at Florida (CBS)	3 p.m.
Mar. 5	at Vanderbilt	7 p.m.
Mar. 8	LSU	TBA
M. 13-16	+at SEC Tournament (RS/CBS)	TBA

- Anaheim Classic (Anaheim, CA)

* - Coors Classic (Mobile, AL)

^ - at Jackson, MS (Mississippi Coliseum)

+ - at Atlanta, GA (Georgia Dome)

All Times CT

MSU-KENTUCKY GAME FACTS

MISSISSIPPI STATE BULLDOGS

Coach: Rick Stansbury
Alma Mater: (Campbellsville, 1982)
MSU Record: 196-109 (10th year) -- 2-9 vs. UK
Career Record: 196-109 (10th year) -- 2-9 vs. UK

KENTUCKY WILDCATS

Coach: Billy Gillispie
Alma Mater: (Texas State, 1983)
School Record: 7-7 (1st year)
Career Record: 107-65 (6th year)

SERIES INFORMATION

Series Record: UK leads, 84-18
at Starkville: UK leads, 30-11
at Lexington: UK leads, 43-4
at Neutral Sites: UK leads, 11-3
Last Season: UK, 64-60 (1-13-07 @ UK)
MSU, 84-82 of (3-9-07 @ SECT)

TELEVISION: ESPN

BRAD NESSLER, JIMMY DYKES, JEANNINE EDWARDS
SATELLITE RADIO: XM RADIO - 199

Available on MSU's 29-station radio network throughout Mississippi and via www.msstateathletics.com
PxP: Jack Cristil (51st year); Color: Jim Ellis (25th year)

STATISTICAL COMPARISON MSU vs. KENTUCKY

	MSU	UK
Overall Record	11-5	7-7
SEC Record	2-0	1-0
Scoring	73.2	72.9
Scoring Defense	61.1	65.9
Scoring Margin	+12.2	+7.0
Field Goal Pct	46.3	47.9
Opp. Field Goal Pct.	35.4	38.0
3-Point FG Percentage	32.0	36.1
Opp. 3-Point FG Pct.	30.9	32.6
Free Throw Percentage	61.8	74.7
Opp. Free Throw Pct.	67.5	71.9
Rebounding Average	42.6	35.1
Opp. Rebounding Ave.	35.6	31.5
Rebound Margin	+7.0	+3.6
Turnovers	16.1	17.8
Turnover Margin	-1.6	-2.1
Assists.	14.0	13.8
Blocked Shots	8.6	4.5
Steals	7.3	7.9

STATISTICAL LEADERS MSU vs. KENTUCKY

SCORING

MSU	PPG	UK	PPG
Gordon	17.1	Patterson	17.2
Rhodes	15.0	Crawford	16.1
Stewart	11.9	Bradley	15.2

REBOUNDING

MSU	RPG	UK	RPG
Varnado	8.6	Patterson	8.4
Rhodes	7.0	Jasper	6.5
Gordon	6.6	Harris	3.9

ASSISTS

MSU	APG	UK	APG
Gordon	4.2	Bradley	3.2
Stewart	3.3	Jasper	2.5
Hansbrough	2.8	Crawford	2.4

BLOCKS

MSU	BPG	UK	BPG
Varnado	5.2	Patterson	1.5
Rhodes	1.4	Stewart	0.7
Gordon	0.8	Stevenson/Carter	0.6

STEALS

MSU	SPG	UK	SPG
Stewart	1.4	Bradley	1.6
Turner	1.4	Patterson	1.2
Hansbrough	1.2	Stevenson/Porter	1.0

FIELD GOAL PERCENTAGE

MSU	FG%	UK	FG%
B. Johnson	62.1	Patterson	61.8
Varnado	61.7	Stewart	60.0
Rhodes	56.2	Stevenson	59.0

THREE-POINT FG PERCENTAGE

MSU	3FG%	UK	3FG%
Benock	37.5	Jasper	62.5
Stewart	34.6	Porter	42.9
Hansbrough	34.1	Bradley	42.6

FREE THROW PERCENTAGE

MSU	FT%	UK	FT%
Hansbrough	78.8	Bradley	83.5
B. Johnson	72.7	Crawford	82.1
Stewart	72.5	Meeks	78.3

MSU LOOKS FOR SECOND STRAIGHT WIN OVER FOR SECOND TIME IN HISTORY

The University of Kentucky owns a commanding 84-18 all-time lead over Mississippi State in a series that dates back to the 1920-21 hoops campaign, including a 16-4 series advantage over MSU since the Southeastern Conference began divisional play in 1991-92. Last season, the two teams split a pair of meetings that were decided by a total of just six points. A little more than a year ago to date (Jan. 13, 2007) in Lexington, the visiting Bulldogs battled through 10 lead changes and nine ties, but came up a bit short in dropping a 64-60 decision at Rupp Arena. MState then snapped a six-game series win streak by UK with a dramatic 84-82 overtime victory over the Wildcats during the quarterfinals of last year's SEC Tournament played at Atlanta's Georgia Dome.

Following last year's climactic SEC Tournament triumph over Kentucky, the Bulldogs will this week be attempting to record consecutive victories over the Wildcats for just the second time in this all-time series history. Previously during the coach **Babe McCarthy** era when MSU claimed at least a share of the SEC championship four times within a five-year span (1959-63), the Bulldogs beat coach **Adolph Rupp**'s Wildcats consecutively during the 1961-62 (49-44 in Lexington) and 1962-63 (56-52 in Starkville) campaigns. MState did claim three straight home wins (interestingly enough all by one point) over Kentucky during the last three seasons (1989-91) before the SEC went to divisional play with the additions of Arkansas and South Carolina, but those victories did not come in successive order with Lexington meetings separating the MSU home triumphs over UK.

Through the years, Kentucky holds a 30-11 series advantage over Mississippi State in games played in Starkville, including a 16-8 series lead in games contested at Humphrey Coliseum since MSU's basketball facility opened prior to the start of the 1975-76 hoops campaign.

In his 10th season at the Bulldog helm, Mississippi State head coach and Kentucky native **Rick Stansbury** owns a 2-9 career mark versus the University of Kentucky. In addition to last year's SEC Tournament victory over the Wildcats in Atlanta, Stansbury's lone previous regular-season win over UK came during the 2001-02 campaign (Jan. 5, 2002) when the Bulldogs rallied from a 20-point, first-half deficit to register a dramatic come-from-behind 74-69 overtime home triumph over sixth-ranked Kentucky at MSU's Humphrey Coliseum.

SERIES RECORD VS. KENTUCKY DURING RICK STANSBURY ERA (UK LEADS, 9-2)

Date	Site	Result	Date	Site	Result
Jan. 23, 1999	Lexington	UK, 76-49	Jan. 13, 2004	Starkville	UK, 67-66
Feb. 29, 2000	Starkville	UK, 73-61	Feb. 19, 2005	Lexington	UK, 94-78
Feb. 10, 2001	Lexington	UK, 76-57	Feb. 1, 2006	Starkville	UK, 81-66
Jan. 5, 2002	Starkville	MSU, 74-69 <i>ot</i>	Jan. 13, 2007	Lexington	UK, 64-60
Feb. 23, 2003	Lexington	UK, 70-62	Mar. 9, 2007	Atlanta-SECT	MSU, 84-82 <i>ot</i>
Mar. 16, 2003	New Orleans-SECT	UK, 64-57			

MSU'S FOUR WINS OVER UK SINCE DIVISIONAL PLAY HAVE BEEN THRILLERS

Though they've knocked off Kentucky but four times in 20 previous hardwood meetings since the SEC went to divisional play in 1991-92, the Bulldogs' four wins over the Wildcats during that span have all been filled with dramatics.

Most recently during the quarterfinals of last year's SEC Tournament in Atlanta, MState claimed an improbable 84-82 overtime win over UK despite having **Charles Rhodes**, **Jarvis Varnado** and **Dietric Slater** all foul out of the contest. Kentucky's **Sheray Thomas** tipped in a missed **Joe Crawford** leaning jumper with the shot clock winding down to put the Wildcats on top by a basket (75-73) with 28 seconds left. Following a missed 3-pointer by MSU's **Barry Stewart**, UK's **Jodie Meeks** went to the line to essentially seal the win for Kentucky. After Meeks made the first free throw with five seconds left in regulation, UK's second attempt was nullified because of a lane violation. Following a timeout, MState's **Jamont Gordon** sent the game into overtime tied at 76-76 with a buzzer-beating trey at the end of regulation.

Earlier this decade (Jan. 5, 2002) in the teams' SEC opener, the Bulldogs rallied from a 20-point, first-half deficit to register a dramatic, come-from-behind 74-69 overtime home triumph over the sixth-ranked Wildcats. After jumping out to a 21-2 lead nine minutes into the contest, Kentucky went up by as many as 20 points (30-10 by the 6:37 mark) in the opening period en route to owning a seemingly comfortable 40-24 halftime advantage. MSU's **Mario Austin** scored the team's first 10 points of the second stanza, while **Derrick Zimmerman** later scored eight straight points himself to complete a 17-2 run midway through the half and pull the Bulldogs to within a single point (52-51) by the 8:45 mark. Following a couple of lead changes, Austin hit his first career 3-pointer with five seconds left to send the game into overtime. The Bulldogs never trailed in the extra session, hitting 7-of-8 free throws (5-of-6 by Austin) after a Zimmerman layup to claim the thrilling five-point victory. Austin finished with a career-high 32 points, including 25 points coming after halftime.

The previous two MSU wins over Kentucky since the start of divisional play came during the **Richard Williams** era of Bulldog basketball. His 1995-96 State squad upset then-No. 1 and eventual NCAA champion Kentucky, 84-73, in the championship game of the 1996 SEC Tournament held at the Louisiana Superdome in New Orleans en route to making the school's first-ever NCAA Final Four appearance. The year prior on Valentine's Day (Feb. 14, 1995), MSU recorded its first and still only victory at famed Rupp Arena as the visiting 23rd-ranked Bulldogs upset the fourth-ranked Wildcats, 76-71, in a nationally televised (ESPN) contest. Then-senior Bulldog swingman and current MSU assistant coach **Marcus Grant** was the star of the game for the victorious State squad with a career-high 23 points (6-of-8 treys) along with adding seven assists, five rebounds and four blocks.

MISSISSIPPI STATE TEAM ABOUNDS WITH TIES TO BLUEGRASS STATE

A native of Battletown, Ky., 10th-year Mississippi State head coach **Rick Stansbury** was born (in 1959) in Louisville, Ky., and graduated from Meade County High School (in 1977) in Brandenburg, Ky. A four-year basketball letterman (1978-81) at Campbellsville [Ky.] College (now Campbellsville University), Stansbury began his 26-year coaching career as a student assistant (1982) at his alma mater and then as a graduate assistant (1984) at Cumberland College (now the University of the Cumberlands) in Williamsburg, Ky.

In addition, eighth-year MSU assistant coach **Phil Cunningham** was born (in 1966) in Paducah, Ky., and graduated from Taylor County High School (in 1985) in Campbellsville, Ky. While playing for his father (**Lou Cunningham**), he was a standout guard at Campbellsville (1988-90) before serving as an assistant coach on his late father's staff during the 1990-91 season.

On MSU's team roster, fifth-year senior guard and team captain **Billy Begley** hails from Henderson, Ky., and graduated from Webster County High School in Dixon, Ky. True freshman **Riley Benock**, like Stansbury, hails from Battletown, Ky., and prepped at Meade County High School.

2007-08 MISSISSIPPI STATE HOOPS NOTEBOOK

BULLDOGS POST IMPRESSIVE NUMBERS DURING CURRENT WIN STREAK

Entering the second week of conference play sporting a season-best, six-game winning streak, the Bulldogs have outscored their last six opponents by an average margin of 20.8 points per win in addition to having outrebounded those same six most recent foes by an average margin of 8.5 boards per victory. Along with averaging 77.5 points and 44.8 rebounds during the team's current win string, MState is collectively shooting 49.1 percent from the field (170-346 FGs) during the stretch. Defensively, the Bulldogs have limited their last six opponents to collective 30.8 percent field-goal shooting, while also having been credited with 61 blocked shots and 46 steals. Even more impressive, the Bulldogs have collectively limited their last three opponents (Georgia, LSU & Lafayette) to just 24.1 percent accuracy (49-203 FGs) overall from the field and only 18.6 percent (11-59 treys) from beyond the arc, while giving up an average of just 47.0 points per outing. Holding Georgia and LSU to 49 and 39 points (the fewest by an SEC opponent vs. MSU since a 38-36 overtime loss to Auburn at the 1982 SEC Tournament), respectively, last week, this year marks the first time since the 1994-95 campaign that MState has held two straight league foes to less than 50 points.

MSTATE MOVES TO SECOND AMONG NCAA'S BLOCKED SHOT LEADERS

On the heels of Saturday's school-record 16 blocked shots against Georgia - the team's third straight outing with double-digit block totals - MSU has moved up to second (behind national leader Connecticut; 9.33 bpg) nationally with an average of 8.63 blocks per game (138 blocks in 16 games). Having averaged 12.0 rejects over their last three games (10 blocks each vs. LSU and Lafayette), the Bulldogs have now reached double digits in blocks seven times already this season. A year ago with 222 blocks as a team in 35 games, the Bulldogs topped the Southeastern Conference and ranked eighth nationally in blocks (6.34 bpg), while also shattering the previous single-season school standard of 175 rejects set by the **Erick Dampier**-led 1995-96 Final Four squad.

Individually this season, sophomore center **Jarvis Varnado** enters the week as the nation's No. 1 shot-blocker (5.19 bpg) after matching his own single-game school standard with 10 blocks Saturday against Georgia. Now with 10 games this season with at least five blocks, Varnado is averaging 6.75 rejects over his last four games. With 83 blocks this season, the Brownsville, Tenn., native is already ranked second on the school's all-time, single-season chart behind Dampier's school-best 106 rejects set during MSU's 1995-96 Final Four season. Varnado also already ranks fifth on the school's all-time list with 150 blocks in just 51 career outings (2.94 bpg).

DOGS AND HOYAS BATTLING AMONG NCAA'S TOP DEFENSIVE TEAMS

Having limited each of their last three opponents (Georgia, LSU & Lafayette) to less than 30 percent shooting and just 24.1 percent collectively, the Bulldogs are presently battling the Georgetown Hoyas for the top spot among the nation's field-goal percentage defense leaders. Through games of Sunday (Jan. 13), Mississippi State held a slight advantage over Georgetown (.3535 to .3542) to at least temporarily take over the national lead from the Hoyas. Georgetown plays at Pittsburgh Monday night, while MSU welcomes the Kentucky Wildcats for ESPN's Super Tuesday meeting.

This season, the Bulldogs have yet to allow an opponent to shoot 50 percent from the field (South Alabama shot 49.1%). In fact, 10 of MSU's 16 foes have been held under 40 percent field-goal shooting on the year, including four opponents held under 30 percent. Most recently in their three latest outings, the Bulldogs have limited Georgia (16-65 FGs for 24.6%), LSU (14-66 FGs for 21.2%) and Lafayette (19-72 FGs for 26.4%) all below the 30-percent mark from the field. MState also held Louisiana Tech to just 27.4 percent accuracy (17-62 FGs) from the field in the season opener. On the season, six MSU foes have been limited to less than 20 made field goals, including the team's three most recent opponents as well as Loyola Marymount (19), UC Irvine (19) and Louisiana Tech (17).

BULLDOGS HAVE HAD SOME DIFFICULTY CLOSING OUT GAMES

In four of their five setbacks on the season, the Bulldogs have let late second-half leads slip away. Most recently at South Alabama on Dec. 15, MSU held a nine-point lead (58-49) with 6:45 remaining in the game, as well as owning a 13-point cushion (57-44) midway through the second half, before being outscored, 27-10, over the final 10:25 of the game in dropping a 71-67 road decision to the Jaguars. Last month at home against the now-24th ranked Miami Hurricanes, MState held a five-point lead (56-51) with 3:36 remaining before all-ACC guard **Jack McClinton** helped ignite UM on a 13-2 run to close the game and come away with a 64-58 road victory. In November during the third-place game of the inaugural Anaheim Classic, the Bulldogs owned a six-point lead (53-47) with 7:06 left in the contest before being outscored, 20-7, over the final seven minutes in a 67-60 setback to the RedHawks. MSU also held a lead (71-70) over the now-No. 23 Clemson Tigers as late as the 2:23 mark prior to falling by a basket (84-82) during the team's second game of the season (Nov. 15 in Starkville).

FOUR OF MSTATE'S FIVE SETBACKS HAVE COME BY SINGLE DIGITS

Mississippi State's five losses on the season have come by a combined total of just 33 points or 6.6 points per setback. Four of the team's five losses on the year have been by single digits, including setbacks by two points (Clemson; 84-82), four points (71-67 at South Alabama), six points (64-58 to Miami of Florida), and seven points (67-60 to Miami of Ohio). Additionally, three of the Bulldogs' five losses this season have come to opponents that are either ranked currently (No. 23 Clemson and 24th-ranked Miami, Fla.) or were ranked at the time of the meeting with MState (then-No. 18 Southern Illinois).

STANSBURY SEEKS TO BECOME NEXT 200-WIN MEMBER IN SEC HISTORY

Having most recently surpassed his former mentor **Richard Williams** as Mississippi State's all-time winningest basketball coach with the Bulldogs' 95-70 road win over Texas A&M-Corpus Christi on Dec. 21, 10th-year MSU head coach **Rick Stansbury** (196-109) now seeks to become the 20th all-time member of the SEC's 200-win club. With 196 career wins to his credit, Stansbury is being closely chased by **Mark Gottfried** of Alabama (192 career wins) and LSU's **John Brady** (191 career wins as an SEC head coach) in the race to 200 career victories as a head coach of an SEC school.

In addition to bidding to become the 20th all-time member of the SEC's 200-win club, Stansbury is currently ranked 18th in winning percentage (.643) among the SEC's all-time listing of men's basketball coaches with a minimum of 100 wins at a league school. Stansbury presently trails only Florida's **Billy Donovan** among the SEC's current head basketball coaches in both career victories and career winning percentage (with a minimum of 100 wins at an SEC school).

In his 10th season at the Mississippi State helm after succeeding Williams as MSU's 18th head basketball coach on March 13, 1998, Stansbury is presently tied with Alabama's Gottfried as the third-most tenured current head men's basketball coach in the Southeastern Conference. Florida's Donovan and Brady of LSU are currently in their 12th and 11th seasons as head coaches at their respective schools.

MSU CAREER LEADERS

POINTS SCORED

Name	Seasons	G	Pts	Avg
1. Jeff Malone	1980-83	110	2142	19.5
2. Bailey Howell	1957-59	75	2030	27.1
3. Jim Ashmore	1954-57	93	1918	20.6
4. Rickey Brown	1977-80	107	1838	17.2
5. Ray White	1976-79	100	1652	16.5
6. Darryl Wilson	1994-96	93	1619	17.4
7. Jerry Jenkins	1973-75	78	1503	19.3
8. Tony Watts	1989-92	113	1491	13.2
9. Cameron Burns	1989-91	87	1460	16.8
10. Tang Hamilton	1998-01	123	1307	10.6
11. Rich Knarr	1973-76	97	1305	13.5
12. Timmy Bowers	2001-04	116	1300	11.2
13. Jack Bouldin	1970-72	75	1257	16.8
14. Jamont Gordon	2006-08	81	1247	15.4
15. Jerry Graves	1959-61	74	1245	16.8
16. Erick Dampier	1994-96	93	1231	13.2
17. Dave Williams	1966-68	76	1219	16.0
Leland Mitchell	1961-63	78	1219	15.6
19. Mario Austin	2001-03	91	1199	13.2
20. Marckell Patterson	1999-02	122	1168	9.6
21. Gary Hooker	1976-78	80	1144	14.3
22. Wiley Peck	1976-79	107	1136	10.6
23. Greg Carter	1988-91	114	1123	9.9
24. Tyrone Washington	1996-99	123	1119	9.1
25. W.D. "Red" Stroud	1961-63	74	1116	15.1
26. Charles Rhodes	2005-08	92	1108	12.0
27. Larry Fry	1973-75	78	1079	13.8
28. Lawrence Roberts	2004-05	62	1048	16.9
29. Greg Lockhart	1986-89	100	1042	10.4

ASSISTS

Name	Seasons	G	Ast	Avg
1. Derrick Zimmerman	2000-03	127	514	4.0
2. Al Perry	1975-78	102	510	5.0
3. Chuck Evans	1992-93	57	454	8.0
4. Doug Hartsfield	1988-91	114	413	3.6
5. Jamont Gordon	2006-08	81	383	4.7
6. Jack Bouldin	1970-72	75	357	4.8
7. Detrick White	1998-99	63	351	5.6
8. Butch Pierre	1981-84	105	342	3.3
9. Rich Knarr	1973-76	97	326	3.4
10. Ray White	1976-79	100	314	3.1

BLOCKED SHOTS

Name	Seasons	G	BS	Avg
1. Erick Dampier	1994-96	93	249	2.7
2. Tyrone Washington	1996-99	123	198	1.6
3. Kalpatrick Wells	1980-83	110	183	1.7
4. Rickey Brown	1977-80	107	163	1.5
5. Jarvis Varnado	2007-08	51	150	2.9
6. Charles Rhodes	2005-08	92	119	1.3
7. Wiley Peck	1976-79	107	117	1.1
8. Derrick Zimmerman	2000-03	127	89	0.7
9. Marcus Campbell	2002-05	122	87	0.7
10. Marcus Grant	1992-95	105	72	0.7

FIELD GOAL PERCENTAGE (MIN. 200 FGA)

Name	Seasons	FGM	FGA	Pct
1. Bill Singletary	1972-74	192	305	.630
2. Tony Robinson	1984-85	161	269	.599
3. David Domingue	1991-94	125	210	.595
4. Erick Dampier	1994-96	481	819	.587
5. Cameron Burns	1989-91	563	959	.587
6. Wiley Peck	1976-79	439	759	.578
7. Ervin Dillon	1985-86	152	265	.574
8. Larry Fry	1973-75	431	761	.566
9. Robert Jackson	1999-01	323	574	.563
10. Charles Rhodes	2005-08	435	776	.561

STANSBURY BECOMES MSTATE'S ALL-TIME WINNINGEST HOOPS COACH

Now in his 10th season at the Mississippi State helm with a career head coaching record of 196-109 (.643), **Rick Stansbury** last month surpassed his former mentor **Richard Williams** (191-163; 1987-98) to become the school's all-time winningest men's basketball coach with the Bulldogs' 95-70 victory at Texas A&M-Corpus Christi on Dec. 21, 2007.

The Bulldogs have averaged 20.6 wins per season and have participated in postseason tournament play seven times (4 NCAA & 3 NIT) in the nine previous seasons since Stansbury became MSU's head coach in 1998. Prior to Stansbury's hiring as head coach, the Bulldogs had made seven total prior postseason tournament appearances in the school's 86 previous seasons of competition.

In addition, Stansbury currently trails only Williams (89) and **Babe McCarthy** (88) for career Southeastern Conference coaching wins in school history. Having guided the Bulldogs to the 2002 SEC Tournament title, SEC Western Division crowns in 2007, 2004 and 2003, and an outright SEC overall championship in 2004, Stansbury currently sports a career coaching mark of 77-69 (.527) in regular-season conference action.

MSU RATES FIRST AMONG WINNINGEST SEC WEST TEAMS SINCE 1998-99

Since 10th-year head coach **Rick Stansbury** took over Mississippi State's basketball coaching duties from **Richard Williams** in 1998, the Bulldogs rate as the winningest SEC Western Division team and the third-winningest hoops program overall in the league behind perennial SEC Eastern Division front-runners Florida and Kentucky. Over the last 10 seasons, MSU's composite record of 196-109 (.643) ranks behind only two-time defending NCAA champion Florida [249-73 (.773)] and Kentucky [235-86 (.732)].

In regular-season SEC play, the Bulldogs (77-69) have gone back ahead of rival Alabama (76-70) to rank as the winningest SEC Western Division program, while ranking fourth overall in the league (also behind SEC East foes Kentucky, Florida & Tennessee), since 1998-99.

Additionally, Mississippi State ranks tied for fifth behind Kentucky (17-5), Florida (15-6), Arkansas (11-8) and South Carolina (10-9) in collective SEC Tournament wins dating back to the 1999 postseason. MSU (9-8) is tied with LSU (9-9) with nine victories each in SEC Tournament play since 1999, including a league tournament title in 2002 and a school-first second straight appearance in the SEC Tournament championship game the following year.

TRACKING THE WINNINGEST SEC HOOPS PROGRAMS SINCE 1998-99

School	Overall Record	School	SEC Record	School	SECT Record
Florida	249-73 (.773)	Kentucky	107-38 (.738)	Kentucky	17-5 (.773)
Kentucky	235-86 (.732)	Florida	102-44 (.699)	Florida	15-6 (.714)
Mississippi State	196-109 (.643)	Tennessee	85-61 (.582)	Arkansas	11-8 (.579)
Alabama	192-114 (.627)	Mississippi State	77-69 (.527)	South Carolina	10-9 (.526)
Tennessee	190-106 (.642)	Alabama	76-70 (.521)	MSU/LSU	9-8 (.529)/9-9 (.500)

MSTATE BIDS FOR ANOTHER DOUBLE-DIGIT WIN SEASON AT HOME

Bidding for their 10th consecutive season of double-digit home victories under the guidance of 10th-year head coach **Rick Stansbury**, the Bulldogs have compiled a 116-27 (.811) overall record at Humphrey Coliseum under Stansbury's direction, including a 54-19 (.740) SEC home mark and a 62-8 (.886) home record against non-conference opponents.

Now 6-2 at home this season (losses to ACC foes Clemson & Miami, Fla.), MState currently owns a five-game SEC home winning streak dating back to last February, having prevailed in those five previous home league outings by an average margin of 15.8 points per contest.

Including commanding MasterCard NIT home victories over Mississippi Valley State (82-63), Bradley (101-72) and Florida State (86-71), last year's Mississippi State team established a new single-season standard with 16 home victories. With the Bulldogs having now reached twin-digit home wins during each of Stansbury's previous nine seasons at the MSU helm, last year's State squad surpassed the 13-home win seasons posted by Stansbury's 2000-01 (13-4) and 2001-02 (13-1) clubs at Humphrey Coliseum, as well as coach **Babe McCarthy**'s 1961-62 (13-0) and 1957-58 (13-0) teams at the 'New Gym' (later called McCarthy Gym).

The Bulldogs have now compiled a 33-season composite record of 322-125 (.720) at "The Hump" since Mississippi State's basketball facility opened prior to the 1975-76 campaign.

TRACKING THE BULLDOGS' HOME SUCCESS UNDER STANSBURY'S GUIDANCE

Season	Overall		SEC		Non-SEC	
	Record	Win %	Record	Win %	Record	Win %
1998-99	12-2	.857	6-2	.750	6-0	1.000
1999-00	10-4	.714	4-4	.500	6-0	1.000
2000-01	13-4	.765	6-2	.750	7-2	.778
2001-02	13-1	.929	7-1	.875	6-0	1.000
2002-03	12-2	.857	7-1	.875	5-1	.833
2003-04	12-2	.857	6-2	.750	6-0	1.000
2004-05	11-2	.846	6-2	.750	5-0	1.000
2005-06	11-5	.688	5-3	.625	6-2	.750
2006-07	16-3	.842	6-2	.750	10-1	.909
2007-08	6-2	.750	1-0	1.000	5-2	.714
10-Year Totals	116-27	.811	54-19	.740	62-8	.886

BULLDOGS SIGN OSBY AND BOST DURING EARLY-SIGNING PERIOD

Mississippi State University signed **Romero Osby** of Meridian's Northeast Lauderdale High School and **Dee Bost** of Hargrave Military Academy in Virginia during the early-signing period.

A 6-foot-8, 230-pound forward, Osby was named All-State First Team by *The Clarion-Ledger* newspaper a year ago after averaging 24.0 points, 11.3 rebounds, 3.6 assists and 3.0 blocks per game. The consensus top 50 national prospect helped lead coach **Lewis Lightsey**'s 2006-07 Trojans to a 25-10 record and a quarterfinal-round appearance in the North Mississippi 4A tournament. Most recently, Osby was selected as the most valuable defensive player of the 2007 Mississippi Association of Coaches All-Star Game after posting game-high totals of 21 points and 16 rebounds to help lead the North team to a 117-86 victory over the South squad.

Bost, a 6-foot-2, 170-pound guard out of Concord, N.C., currently competes as a post-graduate player for coach **Kevin Keatts** at Hargrave Military Academy in Chatham, Va. A two-sport standout at Concord (N.C.) High School, Bost became the first athlete in North Carolina history to collect championship-game MVP honors for both basketball and football in the same season. For his collective efforts last season, he was named the *Charlotte Observer*'s NCHSAA Male Athlete of the Year for 2006-07 after leading the Concord Spiders to North Carolina's 3A basketball and football state championships. Bost averaged 17.8 points, five rebounds and four assists per game this past year in leading coach **Andy Poplin**'s CHS team to the 3A state hoops crown.

2007-08 BULLDOG BASKETBALL NOTEBOOK

♦ All six victories during MSU's current win streak have come by double digits and by an average of 20.8 points per win... In fact, all 11 MState wins on the season have been by double figures and by an average margin of 20.7 points per victory... In contrast, MSU's five losses this season have been decided by an average of 6.6 points per setback.

♦ Since dropping back-to-back, three-point home decisions to SEC Eastern Division foes Florida and South Carolina last January, the Bulldogs have responded by prevailing in five consecutive league home contests dating back to last February by an average margin of 15.8 points per SEC triumph (60-49 over Georgia; 91-67 over Alabama; 83-70 over Vanderbilt; 84-60 over Arkansas & 85-78 over LSU).

♦ With three players (Gordon, Rhodes & Stewart) currently averaging 10 or more points per game on the season (Hansbrough; 9.8 ppg), the Bulldogs have had four players score in double figures in eight of 16 contests this season (7-1 record in those games)... MSU has had four double-digit scorers in four of the team's last six games (Lafayette, Missouri, TAMUCC & Loyola Marymount), while also doing so previously against UC Irvine, UT Martin, Clemson and Louisiana Tech.

♦ Coming off last season when they set new single-season school standards for 3-pointers made (275) and attempted (775) en route to averaging 7.86 made treys per game a year ago, this year's State squad has recently picked up the pace established by last year's Bulldog club... MSU has connected on nine 3-pointers in four of its last seven outings... With 11 games of 10 or more made 3-pointers last season, this year's team has reached double figures in made treys one time (10 vs. UT Martin) thus far.

♦ With a composite overall record of 144-67 (.682) during the past seven seasons combined, the Bulldogs of Mississippi State currently rank tied for 30th nationally with Michigan State (and third among SEC teams behind Florida and Kentucky) among the winningest NCAA Division I men's basketball programs dating back to the 2001-02 season (through games of Jan. 13), according to STATS out of Chicago.

♦ Since inter-divisional league play began in 1991-92, the Bulldogs are 90-78 versus the SEC West (57-23 at home & 28-53 on the road) and 53-64 against the SEC East (31-18 at home & 14-34 on the road)... In SEC Tournaments since 1991-92, MSU is 5-2 versus the SEC West and 8-12 against the SEC East... During the Rick Stansbury era of Bulldog basketball, MState is 56-41 against the SEC West and 30-36 versus the SEC East.

♦ During the Rick Stansbury era of Mississippi State basketball, the Bulldogs are: 157-25 when leading at halftime (11-2 this year); 137-28 when shooting 45% or better from the field (7-0); 160-48 when the opposition shoots less than 45% from the field (11-3); 162-64 when out-rebounding (or tying) the opponent (9-4); 123-22 when holding the opposition to 65 points or less (8-2); 40-40 in games decided by five points or less (0-2); 9-7 in overtime games (0-0); and 15-41 vs. ranked opponents (0-1).

♦ For the second straight year, the MSU Athletic Ticket Office sold out of its allotment of basketball season tickets prior to the start of the hardwood campaign... This preseason, a school-record total of 7,339 season tickets were sold, topping last year's mark of 7,196 tickets sold prior to the start of the 2006-07 hoops season.

♦ This season, the new-look Humphrey Coliseum playing surface features 'Mississippi State' in front of the scorer's table, along with 'BULLDOGS' spanning the entire baseline under each goal and 'SEC' displayed at each free throw line.

2007-08

PRESEASON SEC MEDIA POLL

EASTERN DIVISION

1. Tennessee* (30).....	180
2. Kentucky	142
3. Florida	103
4. Vanderbilt	98
5. Georgia	69
6. South Carolina	38

WESTERN DIVISION

1. Arkansas (18).....	168
2. Mississippi State (10)	148
3. Alabama (1).....	111
4. Auburn (1).....	94
5. LSU	63
6. Mississippi.....	46

First-place votes are listed in parentheses;

** - Unanimous selection*

SEC Champion: Tennessee (28); Miss. State (2)

FIRST TEAM PRESEASON ALL-SEC

Richard Hendrix, Alabama

Patrick Beverley, Arkansas

Jamont Gordon, Mississippi State (2)

Chris Lofton, Tennessee (27)

Shan Foster, Vanderbilt

SECOND TEAM PRESEASON ALL-SEC

Steven Hill, Arkansas

Charles Rhodes, Mississippi State

Tasmin Mitchell, LSU

Dwayne Curtis, Mississippi

Tyler Smith, Tennessee (1)

Player of the Year votes are listed in parentheses.

2007-08

PRESEASON COACHES ALL-SEC

FIRST TEAM PRESEASON ALL-SEC

Richard Hendrix, Alabama#

Patrick Beverley, Arkansas

Ramel Bradley, Kentucky

Tasmin Mitchell, LSU#

Jamont Gordon, Mississippi State#

Charles Rhodes, Mississippi State

Chris Lofton, Tennessee#

Shan Foster, Vanderbilt#

SECOND TEAM PRESEASON ALL-SEC

Alonzo Gee, Alabama

Steven Hill, Arkansas

Charles Thomas, Arkansas

Sonny Weems, Arkansas

Marreese Speights, Florida

Sundiata Gaines, Georgia

Joe Crawford, Kentucky

Dwayne Curtis, Mississippi

JaJuan Smith, Tennessee

Tyler Smith, Tennessee

- Unanimous Selection; Ties are not broken

2007-08 MISSISSIPPI STATE UNIVERSITY BULLDOGS

<u>No</u>	<u>NAME</u>	<u>Pos</u>	<u>Ht</u>	<u>Wt</u>	<u>Cl</u>	<u>EXP</u>	<u>HOMETOWN (PREVIOUS SCHOOL)</u>
2	Ravern Johnson	G/F	6-7	175	Fr.	HS	Lyon, MS (Coahoma County HS)
3	Billy Begley	G	6-1	190	Sr.	3L	Henderson, KY (Notre Dame Prep [MA])
10	Joseph Iupe	G	6-1	160	So.	1L	Madison, MS (Madison Central HS)
11	Ben Hansbrough	G	6-3	205	So.	1L	Poplar Bluff, MO (Poplar Bluff HS)
14	Rod Bryant	G	6-1	165	Fr.	HS	Birmingham, AL (G.W. Carver HS)
15	Riley Benock	G	6-4	180	Fr.	HS	Battletown, KY (Meade County HS)
21	Brian Johnson	F/C	6-9	245	Jr.	TR	Laurinburg, NC (Univ. of Louisville)
22	Barry Stewart	G	6-2	170	So.	1L	Shelbyville, TN (Shelbyville Central HS)
23	Charles Rhodes	F/C	6-8	245	Sr.	3L	Jackson, MS (Lanier HS)
24	Kodi Augustus	F	6-8	220	Fr.	PS	Baton Rouge, LA (Maine Central Inst.)
25	Phil Turner	G	6-3	170	Fr.	RS	Grenada, MS (Grenada HS)
32	Jarvis Varnado	F/C	6-9	210	So.	1L	Brownsville, TN (Haywood HS)
33	Brandon Bolen	G	6-3	195	Fr.	HS	Madison, MS (Madison-Ridgeland Acad.)
44	Jamont Gordon	G/F	6-4	230	Jr.	2L	Nashville, TN (Oak Hill Academy [VA])
45	Elgin Bailey	F/C	6-8	265	Fr.	HS	New Orleans, LA (Belaire HS)

Head Coach: Rick Stansbury (Campbellsville, 1982 - 10th year)

Asst. Coach: Robert Kirby (Pan American, 1983 - 10th year)

Asst. Coach: Phil Cunningham (Campbellsville, 1990 - 8th year)

Asst. Coach: Marcus Grant (Mississippi State, 1995 - 4th year)

Coord. of BB Ops: Talvis Franklin (Miss. State, 2007 - 1st year)

PRONUNCIATION GUIDE

Riley Benock: BEE-knock

Ben Hansbrough: HANDS-bro

Joseph Iupe: Eye-YOOP

Ravern Johnson: RAY-vern

Jarvis Varnado: Vur-NAR-doe

MISSISSIPPI STATE BASKETBALL ROSTER BREAKDOWN

By Class:

<u>Seniors</u>	<u>Juniors</u>	<u>Sophomores</u>	<u>Freshmen</u>
Begley	Gordon	Hansbrough	Augustus
Rhodes	B. Johnson	Iupe	Bailey
		Stewart	Benock
		Varnado	Bolen
			Bryant
			R. Johnson
			Turner

By State/Country:

Mississippi (5): Bolen, Iupe, R. Johnson, Rhodes, Turner
Tennessee (3): Gordon, Stewart, Varnado
Kentucky (2): Begley, Benock
Louisiana (2): Augustus, Bailey
Alabama (1): Bryant
Missouri (1): Hansbrough
North Carolina (1): B. Johnson

2007-08 SEC MEN'S BASKETBALL STANDINGS (Through Games of January 13, 2008)

WESTERN DIVISION

<u>Team</u>	<u>SEC</u>	<u>Pct.</u>	<u>Overall</u>	<u>Pct.</u>
Arkansas	2-0	1.000	13-3	.813
Mississippi State. 2-0	1.000	11-5	.688	
Mississippi	1-1	.500	14-1	.933
Alabama	0-2	.000	11-6	.647
Auburn	0-2	.000	9-5	.643
LSU	0-2	.000	7-9	.438

EASTERN DIVISION

<u>Team</u>	<u>SEC</u>	<u>Pct.</u>	<u>Overall</u>	<u>Pct.</u>
Tennessee	2-0	1.000	14-1	.933
Florida.....	2-0	1.000	15-2	.882
Kentucky.....	1-0	1.000	7-7	.500
Vanderbilt.....	1-1	.500	16-1	.941
Georgia.....	0-1	.000	9-5	.643
South Carolina.....	0-2	.000	8-8	.500

THIS WEEK'S SEC MEN'S BASKETBALL SCHEDULE

Tuesday, January 15, 2008

Kentucky at Mississippi State [ESPN] - 8 p.m. CT

Wednesday, January 16, 2008

Alabama at Georgia - 7:30 p.m. ET

Auburn at LSU - 7 p.m. CT

Florida at Mississippi [RS] - 7 p.m. CT

South Carolina at Arkansas - 7 p.m. CT

Thursday, January 17, 2008

Vanderbilt at Tennessee [ESPN] - 7 p.m. ET

Saturday, January 19, 2008

LSU at Vanderbilt [RS] - Noon CT

Mississippi State at Alabama [RS] - 2 p.m. CT

Ohio State at Tennessee [CBS] - 3:30 p.m. ET

Mississippi at Auburn [FSN/SUN] - 4 p.m. CT

Arkansas at Georgia [FSN/SUN] - 7 p.m. ET

Kentucky at Florida [ESPN] - 9 p.m. ET

MSU in the SEC (Thru All Games of Jan. 13)

TEAM RANKINGS

Category	Stats	SEC Rank
Scoring	73.2 ppg	8th
Scoring Defense	61.1 ppg	1st
Scoring Margin	+12.2 ppg	4th
Rebounding	42.6 rpg	2nd
Opp. Rebounds	35.6 rpg	8th
Rebound Margin	+7.0 rpg	2nd
Off. Rebounds	13.19 rpg	6th
Def. Rebounds	29.38 rpg	1st
FG Percentage	46.3%	9th
Opp. FG Pct.	35.4%	1st
3-pt FG Pct.	32.0%	10th
Opp. 3-pt FG Pct.	30.9%	3rd
3-pt FGs/game	6.75/gm	7th
FT Percentage	61.8%	10th
Assists	14.00 apg	9th
Blocks	8.63 bpg	1st
Steals	7.31 spg	8th
Turnover Margin	-1.56	11th
Assist:TO Ratio	0.87	9th

INDIVIDUAL RANKINGS

Category	Player (Stats)	SEC Rank
Scoring	Gordon (17.1 ppg)	7th
	Rhodes (15.0 ppg)	14th
	Stewart (11.9 ppg)	29th
Rebounding	Varnado (8.6 rpg)	2nd
	Rhodes (7.0 rpg)	11th
	Gordon (6.6 rpg)	12th
Off. Rebs	Varnado (2.88 orpg)	6th
	Rhodes (2.77 orpg)	8th
Def. Rebs	Varnado (5.75 drpg)	2nd
	Gordon (5.00 drpg)	6th
FG Pct.	Rhodes (56.2%)	6th
	Gordon (43.1%)	13th
3FG Pct.	None qualify	
3-pt FG/gm	Hansbrough (1.88/gm)	T-12th
FT Pct.	Gordon (72.2%)	12th
Assists	Gordon (4.19 apg)	7th
	Stewart (3.31 apg)	T-15th
Blocks	Varnado (5.19 bpg)	1st
	Rhodes (1.38 bpg)	11th
Steals	None qualify	
Ast:TO Ratio	None qualify	
Minutes	Stewart (34.00 mpg)	5th
	Gordon (32.56 mpg)	10th
	Hansbrough (31.19 mpg)	17th

MSU in the SEC (Thru SEC Games of Jan. 13)

TEAM RANKINGS

Category	Stats	SEC Rank
Scoring	60.5 ppg	10th
Scoring Defense	44.0 ppg	1st
Scoring Margin	+16.5 ppg	1st
Rebounding	44.0 rpg	T-2nd
Opp. Rebounds	40.0 rpg	8th
Rebound Margin	+4.0 rpg	3rd
Off. Rebounds	9.00 rpg	T-10th
Def. Rebounds	35.00 rpg	1st
FG Percentage	44.7%	6th
Opp. FG Pct.	22.9%	1st
3-pt FG Pct.	21.1%	11th
Opp. 3-pt FG Pct.	14.7%	1st
3-pt FGs/game	4.00/gm	11th
FT Percentage	58.3%	10th
Assists	10.50 apg	10th
Blocks	13.00 bpg	1st
Steals	5.50 spg	T-10th
Turnover Margin	-5.00	12th
Assist:TO Ratio	0.64	10th

INDIVIDUAL RANKINGS

Category	Player (Stats)	SEC Rank
Scoring	Gordon (14.0 ppg)	T-19th
Rebounding	Varnado (13.0 rpg)	2nd
	Gordon (7.5 rpg)	T-9th
	Turner (6.0 rpg)	T-20th
	Stewart (5.5 rpg)	T-28th
Off. Rebs	Varnado (3.50 orpg)	T-5th
Def. Rebs	Varnado (9.50 drpg)	2nd
	Gordon (6.50 drpg)	6th
	Turner (5.50 drpg)	T-10th
FG Pct.	Varnado (66.7%)	1st
	Gordon (44.0%)	T-13th
3FG Pct.	None qualify	
3-pt FG/gm	None qualify	
FT Pct.	Gordon (83.3%)	T-6th
Assists	Stewart (3.50 apg)	T-9th
	Hansbrough (3.00 apg)	T-13th
Blocks	Varnado (8.50 bpg)	1st
	Gordon (2.00 bpg)	T-6th
Steals	Turner (2.00 spg)	T-6th
Ast:TO Ratio	Hansbrough (2.00)	T-10th
Minutes	Turner (35.50 mpg)	T-13th
	Stewart (35.50 mpg)	T-13th
	Gordon (35.00 mpg)	18th
	Hansbrough (33.00 mpg)	T-22nd

2007-08 PRESEASON HONORS

JAMONT GORDON

John R. Wooden Award Candidate

Naismith Trophy Candidate

Bob Cousy Award Candidate

First-team All-American (Rivals.com)

All-America Team (CollegeInsider.com)

Third-team All-American (Athlon Sports)

Third-team All-American (Collegehoops.net)

Nation's No. 1 Point Guard (Rivals.com)

Nation's Top Penetrator (Rivals.com)

Nation's No. 2 Shooting Guard (Lindy's)

Nation's No. 3 Slasher (Athlon Sports)

Consensus First-team All-SEC

SEC's Best Athlete (Sporting News Yearbook)

SEC's Best Penetrator (Sporting News Yearbook)

SEC's Most Versatile Player (Lindy's)

CHARLES RHODES

Honorable Mention All-American (Athlon Sports)

Nation's No. 8 Post Man (Athlon Sports)

Nation's No. 15 Center (Collegehoops.net)

Nation's No. 22 Center (Lindy's)

First-team All-SEC (Coaches poll)

Second-team All-SEC (Media poll)

MISSISSIPPI STATE TEAM

No. 17 (Rivals.com)

No. 23 (Collegehoops.net)

No. 25 (ESPN.com/Dick Vitale)

No. 30 (CBS Sportsline College Preview)

KENTUCKY (UK leads, 84-18)

Last MSU win: 84-82 (2006-07)
Last UK win: 64-60 (2006-07)
Current MSU win streak: 1
Biggest MSU win: 82-69 (1984-85)
Biggest UK win: 110-66 (1951-52)
Most MSU points: 97 (1989-90)
Most UK points: 118 (1974-75)

AT STARKVILLE (UK leads, 30-11)

Last MSU win: 74-69 (2001-02)
Last UK win: 81-66 (2005-06)
Current UK win streak: 2
Biggest MSU win: 82-69 (1984-85)
Biggest UK win: 118-80 (1974-75)
Most MSU points: 89 (1956-57)
Most UK points: 118 (1974-75)

AT LEXINGTON (UK leads, 43-4)

Last MSU win: 76-71 (1994-95)
Last UK win: 64-60 (2006-07)
Current UK win streak: 6
Biggest MSU win: 76-71 (1994-95)
Biggest UK win: 110-66 (1951-52)
Most MSU points: 97 (1989-90)
Most UK points: 112 (1974-75)

AT NEUTRAL SITES (UK leads, 11-3)

Last MSU win: 84-82 (2006-07)
Last UK win: 64-57 (2002-03)
Current MSU win streak: 1
Biggest MSU win: 84-73 (1995-96)
Biggest UK win: 87-55 (1949-50)
Most MSU points: 84 (twice)
Most UK points: 95 (1993-94)

MSU PLAYER CAREER STATISTICS VERSUS KENTUCKY

Player	G-GS	Mins	FGM-FGA	Pct	3GM-3GA	Pct	FTM-FTA	Pct	Rebounds	Ast	TO	BS	Stl	Points
Gordon	3-3	110	21-39	.538	2-4	.500	10-14	.714	27-9.0	13	15	0	4	54-18.0
Rhodes	4-3	106	17-39	.436	0-0	.000	18-23	.783	36-9.0	1	10	11	1	52-13.0
Hansbrough	2-0	48	7-15	.467	5-11	.455	2-3	.667	3-1.5	3	1	0	0	21-10.5
Stewart	2-0	49	5-14	.357	4-11	.364	2-5	.400	5-2.5	2	1	0	0	16-8.0
B. Johnson	1-0	16	1-7	.143	0-1	.000	0-0	.000	5-5.0	0	0	1	0	2-2.0
Varnado	2-1	26	1-4	.250	0-0	.000	0-0	.000	4-2.0	0	1	2	1	2-1.0
Begley	1-0	1	0-0	.000	0-0	.000	0-0	.000	0-0.0	0	0	0	0	0-0.0

AT 2007 SEC TOURNEY...

MSU 84, KENTUCKY 82 MARCH 9, 2007 • ATLANTA, GA SEC TOURNAMENT • QUARTERFINALS

In their first extra-session game of the 2006-07 season, the top-seeded Bulldogs claimed a climactic 84-82 overtime win over the fourth-seeded Kentucky Wildcats in the quarterfinals of the 2007 SEC Tournament at Atlanta's Georgia Dome.

Previously 0-6 on the year in games decided by four points or less, MSU advances to at least the semifinals of the league tournament for the fourth time during the Rick Stansbury era.

The Bulldogs (18-12) scored the game's first five points and held a slim one-point lead (19-18) as late as the 8:18 mark of the opening half. After Kentucky (21-11) opened up an eight-point margin (29-21) with eight minutes left, State cut the deficit to three points (34-31) by halftime.

After a three-point play by Randolph Morris to begin the second stanza, MSU responded by scoring nine unanswered points to take a 40-37 lead two minutes into the period. Later in the half, the Bulldogs used a 12-2 run over a three-minute span to increase their advantage to 14 points (57-43) with 11:34 left. With State's Charles Rhodes sidelined with foul trouble, the Wildcats made an 11-2 run over a two-minute stretch to cut the deficit to two points (63-61) with 6:25 left.

UK would reclaim a narrow 70-68 lead by the 3:35 mark following four straight Jodie Meeks free throws. The contest stayed within a three-point game the final four minutes of regulation with five ties and three lead changes. With the score tied at 73-73, Kentucky's Sheray Thomas tipped in a missed leaning jumper by Joe Crawford with the shot-clock winding down to put the Wildcats on top by a basket (75-73) with 28 seconds left. Following a missed 3-pointer by State's Barry Stewart, Meeks went to the line after getting fouled with a chance to essentially seal the win for UK. After Meeks made the first free throw with five seconds left in regulation, Kentucky's second attempt was nullified because of a lane violation. Following a timeout, MSU's Gordon sent the game into OT tied at 76-76 with a buzzer-beating trey at the end of regulation.

Despite having Rhodes, Dietric Slater and Jarvis Varnado all foul out in the contest, MSU outscored Kentucky, 8-6, in the extra stanza to pull out the dramatic 84-82 semifinal-round victory.

UK's Morris totalled a game-high 29 points and 15 rebounds, while Gordon, the game's hero for State, posted his own double-double with team-best marks of 26 points and 11 boards.

KENTUCKY (21-11)

Player	FG	3FG	FT	RB	PF	PT	A	Min
Perry	1-5	1-3	2-2	2	3	5	1	30
Morris	8-15	0-0	13-18	15	4	29	2	37
Bradley	1-8	1-5	0-0	2	4	3	3	31
Jasper	0-0	0-0	0-0	1	4	0	0	8
Crawford	8-21	1-5	3-5	3	4	20	1	34
Obrzut	1-1	0-0	0-0	1	1	2	0	5
Meeks	4-14	1-6	5-5	8	1	14	3	41
Stevenson	2-2	0-0	0-0	2	0	4	1	10
Thomas	2-5	1-2	0-0	2	3	5	1	29
Team				7				
TOTALS	27-71	5-21	23-30	43	24	82	12	225

MISSISSIPPI STATE (18-12)

Player	FG	3FG	FT	RB	PF	PT	A	Min
Ri. Delk	2-3	1-2	0-0	0	2	5	0	26
Slater	5-9	0-1	3-4	6	5	13	1	28
Rhodes	4-10	0-0	7-8	7	5	15	0	24
Re. Delk	2-6	0-3	0-0	3	0	4	1	24
Gordon	9-16	1-1	7-10	11	2	26	4	42
Stewart	2-7	1-5	2-5	2	3	7	1	29
Hansbrough	4-9	2-6	2-3	2	2	12	1	30
Varnado	0-0	0-0	0-0	2	5	0	0	9
Goodridge	1-2	0-0	0-0	2	2	2	0	12
Stelmach	0-0	0-0	0-0	0	0	0	0	1
Team				5				
TOTALS	29-62	5-18	21-30	40	26	84	8	225

Halftime: UK 34, MSU 31. Regulation Score: MSU 76, UK 76. FG%: MSU 46.8%, UK 38.0%. 3FG%: MSU 27.8%, UK 23.8%. FT%: MSU 70.0%, UK 76.7%. Turnovers: MSU 17 (Gordon 5), UK 15 (Bradley 6). Blocked Shots: MSU 6 (Rhodes 3), UK 5 (Morris 3). Steals: MSU 6 (Gordon 3), UK 11 (Meeks 6). Officials: Mike Stuart, J.B. Caldwell, Mike Nance. Technicals: None. Attendance: 17,068.

LAST YEAR AT UK...

KENTUCKY 64, MISSISSIPPI STATE 60 JAN. 13, 2007 • LEXINGTON, KY

The visiting Bulldogs battled through 10 lead changes and nine ties, but once again came up a bit short in dropping a 64-60 decision to the Kentucky Wildcats with 24,072 fans in attendance a year ago at famed Rupp Arena.

In falling on the road by single digits for the fourth straight game within the past two weeks, MSU (10-6, 1-2) had its SEC road losing streak extended to 10 consecutive games dating back to the start of last year's conference slate.

Midway through the opening half, Kentucky (14-3, 3-0) scored 11 unanswered points to turn a 16-10 State lead at the 11:02 mark into a 21-16 Wildcat advantage with 6:19 remaining in the period. Following the final pair of four first-half deadlocks, UK's Ramel Bradley answered Charles Rhodes' layup with a 3-pointer to give the home team a slim 27-26 halftime edge.

Kentucky maintained its narrow lead for the better part of the opening portion of the second stanza until MSU's Reginald Delk nailed a 3-pointer at the 11:30 mark to knot the score at 40-40. The Bulldogs took their first lead (46-45) of the final period on the second of three second-half treys by Barry Stewart with 8:01 remaining. After two more ties and a pair of lead changes, Delk hit another triple to give MState a 53-50 lead with 5:25 left.

Following a 57-57 deadlock, UK's Randolph Morris converted on a layup and two subsequent free throws to give the Wildcats a 61-57 advantage with just 20 seconds left. However, Stewart calmly hit another 3-pointer to cut the deficit to a single digit. After Bradley hit one of two free throws to put UK on top, 62-60, Jamont Gordon's potential game-tying driving attempt was blocked by Morris. Bradley then sealed Kentucky's 10th consecutive win of the season by hitting two charity tosses.

With State attempting but three free throws for the entire contest, Gordon was MSU's lone double-digit scorer with 13 points. Morris finished with a game-high 17 points for UK.

MISSISSIPPI STATE (10-6, 1-2)

Player	FG	3FG	FT	RB	PF	PT	A	Min
Ri. Delk	3-5	1-2	0-0	1	2	7	3	27
Rhodes	4-14	0-0	0-0	12	1	8	0	32
Varnado	1-4	0-0	0-0	2	3	2	0	17
Re. Delk	3-8	2-5	0-1	2	1	8	1	24
Gordon	6-13	0-1	1-2	8	4	13	5	34
Stewart	3-7	3-6	0-0	3	2	9	1	20
Hansbrough	3-6	3-5	0-0	1	2	9	2	18
Slater	2-5	0-0	0-0	3	0	4	1	20
Goodridge	0-1	0-0	0-0	2	1	0	0	8
Team				2				
TOTALS	25-63	9-19	1-3	36	16	60	13	200

KENTUCKY (14-3, 3-0)

Player	FG	3FG	FT	RB	PF	PT	A	Min
Perry	3-9	1-3	0-0	4	3	7	2	21
Morris	5-12	0-0	7-8	6	0	17	1	27
Bradley	3-10	2-6	3-4	6	1	11	3	37
Jasper	2-4	0-1	4-5	8	2	8	3	28
Crawford	5-12	3-6	1-2	4	1	14	2	33
Porter	1-2	1-2	0-0	1	0	3	1	8
Obrzut	0-0	0-0	0-0	0	1	0	0	4
Meeks	0-3	0-3	0-0	4	0	0	0	15
Stevenson	2-3	0-0	0-0	2	2	4	0	11
Harris	0-1	0-0	0-0	0	0	0	0	3
Thomas	0-2	0-1	0-0	0	2	0	0	13
Team				2				
TOTALS	21-58	7-22	15-19	37	12	64	12	200

Halftime: UK 27, MSU 26. FG%: MSU 39.7%, UK 36.2%. 3FG%: MSU 47.4%, UK 31.8%. FT%: MSU 33.3%, UK 78.9%. Turnovers: MSU 13 (Gordon 6), UK 9 (Three with 2). Blocked Shots: MSU 5 (Rhodes 2), UK 8 (Morris, Thomas, 3). Steals: MSU 3 (Three with 1), UK 7 (Jasper 4). Officials: J.B. Caldwell, Rick Crawford, Mike Eades. Technicals: None. Attendance: 24,072.

TWO YEARS AGO AT MSU...

KENTUCKY 81, MSU 66 FEB. 1, 2006 • STARKVILLE, MS

Kentucky's impressive three-point shooting display was the difference in the game, as the visiting Wildcats handed the homestanding Bulldogs their seventh straight loss of the 2005-06 season by way of an 81-66 decision at MSU's Humphrey Coliseum.

In winning their fifth consecutive game after three straight losses, the Wildcats (15-6, 5-2) nailed a season-most 13 treys in 25 attempts for a season-best 52 percent from the arc.

The contest began with respective eight-point runs before Kentucky took a nine-point advantage (23-14) by the 13:16 mark of the opening period. The Bulldogs (11-10, 1-7) managed to cut the deficit to four points (30-26) with 2:43 remaining, but Kentucky countered with five unanswered points to go back up by nine points (35-26) late in the half. With both teams shooting under 40 percent from the field through the opening 20 minutes of play, UK maintained its nine-point lead (38-29) heading into intermission.

The second half tipped off with back-to-back MSU turnovers and consecutive Kentucky baskets to put the Wildcats on top by 13 points (42-29) just 39 seconds into the second stanza. However, the Bulldogs came alive to score 10 unanswered points to pull to within three points (42-39) by the 16:36 mark. With another State miscue sandwiched between two more Kentucky treys, the UK lead was back up to nine within the next minute.

The Wildcats increased their lead to 16 points (68-52) by the 8:48 mark before back-to-back Jamall Edmondson 3-pointers trimmed the deficit back down to 10 points (68-58). With MSU still hanging around late in the game, UK reserve Ravi Moss nailed a pair of timely treys to all but put the game on ice for the visitors.

UK's Patrick Sparks paced all scorers with 25 points (5-of-10 treys), while Charles Rhodes was a dominant inside force for State in posting a double-double with 21 points and 11 rebounds.

KENTUCKY (15-6, 5-2)

Player	FG	3FG	FT	RB	PF	PT	A	Min
Perry	3-5	1-3	1-1	3	4	8	2	22
Morris	3-7	0-0	0-2	7	4	6	0	15
Rondo	3-9	0-0	3-5	7	2	9	8	38
Sparks	9-17	5-10	2-3	4	0	25	4	38
Crawford	5-8	4-6	0-0	5	2	14	0	25
Moss	3-7	2-4	0-0	3	3	8	2	24
Bradley	3-4	0-0	2-2	0	0	8	1	13
Obrzut	0-0	0-0	0-0	0	0	0	0	2
Thomas	1-3	1-1	0-0	3	3	3	0	19
Sims	0-1	0-1	0-0	0	0	0	0	4
Team				2				
TOTALS	30-61	13-25	8-13	34	18	81	17	200

MISSISSIPPI STATE (11-10, 1-7)

Player	FG	3FG	FT	RB	PF	PT	A	Min
Rhodes	6-10	0-0	9-13	11	2	21	1	37
Gordon	6-10	1-2	2-2	8	4	15	4	34
Edmondson	5-14	5-12	0-3	1	1	15	2	38
Slater	4-10	1-3	0-0	6	3	9	0	24
Re. Delk	0-3	0-2	4-5	4	3	4	2	32
Ri. Delk	0-3	0-1	0-0	1	0	0	2	17
Rimmer	1-2	0-0	0-0	1	2	2	0	9
Goodridge	0-0	0-0	0-0	1	0	0	0	5
Stelmach	0-1	0-1	0-0	0	1	0	0	4
Team				1				
TOTALS	22-53	7-21	15-23	34	16	66	11	200

Halftime: UK 38, MSU 29. FG%: MSU 41.5%, UK 49.2%. 3FG%: MSU 33.3%, UK 52.0%. FT%: MSU 65.2%, UK 61.5%. Turnovers: MSU 11 (Gordon 4), UK 9 (Sparks 3). Blocked Shots: MSU 6 (Rhodes 3), UK 2 (Perry, Rondo 1). Steals: MSU 2 (Gordon, Re. Delk 1), UK 5 (Rondo 4). Officials: Mike Stuart, Rick Crawford, J.B. Caldwell. Technicals: None. Attendance: 9,876.

GAME #1 RECAP

MSU 75, LOUISIANA TECH 45 Nov. 10, 2007 • STARKVILLE, MS

The Bulldogs tipped off their 96th season of collegiate basketball competition by cruising to a 75-45 home triumph over Louisiana Tech at MSU's Humphrey Coliseum.

With MSU (1-0) trailing by four points (10-6) eight minutes into the contest, Charles Rhodes' back-to-back dunks helped spark the Bulldogs on a 24-4 run over the final nine minutes of the opening half to give the home team a comfortable 30-14 halftime advantage. The sluggish first half of play saw MState shoot just 32 percent from the field, while Louisiana Tech (0-1) struggled at 22 percent field-goal shooting.

The homestanding Bulldogs continued to remain in control during the second stanza, building a 20-point lead (37-17) by the 16:31 mark. With the visitors getting no close than 18 points (49-31 with 12:21 left) the rest of the way, the cushion increased to 30 points (61-31) by the 7:26 mark and ballooned to as many as 36 points (75-39) before MSU settled for the 30-point triumph. Five years ago in the last meeting between the two teams, MState pounded out an equally convincing 78-38 home victory over LTU.

While moving to 9-1 in season home openers during the Rick Stansbury era, the Bulldogs extended their home winning streak to eight consecutive games dating back to this past February. During that stretch, MSU's average margin of victory has been 20.1 points per home triumph.

Jamont Gordon paced four double-figure State scorers with a game-high 21 points. Charles Rhodes followed with 17 points, while Barry Stewart notched his first career double-double with 13 points and a career-high 11 rebounds. Kyle Gibson topped the visitors with his own double-double of 15 points and 15 boards.

LOUISIANA TECH (0-1)

Player	FG	3FG	FT	RB	PF	PT	A	Min
Rogers	1-4	0-0	0-0	9	3	2	1	21
Smith	3-11	0-0	0-0	7	1	6	0	29
Washington	2-6	1-3	0-0	3	1	5	1	31
Clark	2-4	2-3	0-0	3	0	6	2	14
Gibson	4-14	2-7	5-10	15	2	15	2	36
Loe	2-7	0-1	0-0	2	2	4	1	24
Mims	0-0	0-0	0-0	1	3	0	0	9
Lathan	1-10	1-5	0-0	3	3	3	0	20
Tims	2-6	0-1	0-0	4	3	4	0	16
Team				5				
TOTALS	17-62	6-20	5-10	52	18	45	7	200

MISSISSIPPI STATE (1-0)

Player	FG	3FG	FT	RB	PF	PT	A	Min
Rhodes	8-17	0-0	1-4	7	2	17	2	27
Varnado	1-5	0-0	2-2	5	1	4	0	26
Hansbrough	3-8	3-6	2-2	3	1	11	3	27
Stewart	5-10	1-5	2-3	11	2	13	3	26
Gordon	7-14	3-7	4-4	5	1	21	3	29
R. Johnson	0-2	0-0	0-0	1	1	0	0	4
Begley	0-1	0-0	0-0	0	0	0	0	1
Lupe	0-0	0-0	0-0	0	0	0	0	1
Bryant	0-0	0-0	0-0	0	0	0	0	1
Benock	1-3	1-3	0-0	1	1	3	0	11
B. Johnson	1-3	0-1	2-3	2	2	4	0	11
Augustus	0-2	0-2	0-0	2	1	0	0	9
Turner	0-3	0-1	0-0	4	1	0	2	18
Bolen	0-0	0-0	0-0	1	0	0	0	1
Bailey	1-3	0-0	0-2	1	0	2	0	8
Team				3				
TOTALS	27-71	8-25	13-20	46	13	75	13	200

Halftime: MSU 30, LTU 14. FG%: MSU 38.0%, LTU 27.4%. 3FG%: MSU 32.0%, LTU 30.0%. FT%: MSU 65.0%, LTU 50.0%. Turnovers: MSU 4 (Gordon 2), LTU 22 (Clark 4). Blocked Shots: MSU 10 (Varnado 6), LTU 3 (Gibson 2). Steals: MSU 6 (Gordon, Turner 2), LTU 3 (Rogers 2). Officials: Ted Valentine, Rick Crawford, Eugene Jr. Crawford. Attendance: 10,153.

GAME #2 RECAP

CLEMSON 84, MSU 82 Nov. 15, 2007 • STARKVILLE, MS

The Bulldogs had their eight-game home winning streak snapped by dropping a hard-fought 84-82 home decision to reigning NIT runner-up Clemson at MSU's Humphrey Coliseum.

The visiting Tigers (2-0) led for most of the opening 20 minutes of play. Following a second tie (13-13) nine minutes into the contest, Clemson scored eight unanswered points to take an eight-point lead (21-13) with 9:18 remaining in the half. The Bulldogs (1-1) would cut the deficit to two points (23-21) two minutes later, but Clemson responded with a dunk and a 3-pointer to re-establish control of the game and go on to take a 39-32 halftime advantage.

The visitors continued to maintain the lead for the opening 11 minutes of the second stanza, before MSU went on a 9-0 run midway through the half to take a 54-52 lead on a Charles Rhodes dunk at the 8:17 mark. Seven lead changes and two ties ensued over the next four minutes.

Back-to-back dunks by Brian Johnson gave MState its final lead (71-70) with 2:23 left in the contest. A 3-pointer by Clemson's K.C. Rivers at the 1:11 mark was answered by a Barry Stewart trey with 43 seconds left to cut MSU's deficit to two points (78-76). However, Tiger freshman guard Demontez Stitt sealed the two-point Clemson victory with 6-of-6 free-throw shooting over the final 26 seconds.

Though Clemson struggled with 34-percent shooting from the field, State did not help its own cause with just 61-percent accuracy from the line.

Jamont Gordon led all scorers with 23 points and added a dozen rebounds to record his 11th career double-double for the Bulldogs. Rhodes tossed in 17 points despite first-half foul trouble. Rivers and freshman Terrence Oglesby paced the winners with 17 points each, while all-America candidate James Mays totaled 14 points, 11 rebounds and four assists.

CLEMSON (2-0)

Player	FG	3FG	FT	RB	PF	PT	A	Min
Rivers	5-14	3-4	4-4	7	2	17	1	30
Mays	5-13	0-1	4-8	11	4	14	4	34
Booker	2-4	0-0	0-0	6	4	4	0	17
Stitt	0-9	0-2	8-8	2	2	8	3	26
Hammonds	5-11	2-5	1-2	6	1	13	5	35
Sykes	2-6	0-0	0-2	3	2	4	0	15
Potter	0-1	0-0	2-2	0	3	2	0	11
Oglesby	4-9	3-7	6-9	1	1	17	1	19
Perry	0-0	0-0	0-0	0	0	0	0	1
Powell	0-2	0-2	0-0	0	0	0	0	2
Grant	1-1	0-0	3-3	1	3	5	0	10
Team				5				
TOTALS	24-70	8-21	28-38	42	22	84	14	200

MISSISSIPPI STATE (1-1)

Player	FG	3FG	FT	RB	PF	PT	A	Min
Rhodes	7-12	0-0	3-7	6	3	17	1	25
Varnado	3-7	0-0	1-2	12	5	7	0	27
Hansbrough	1-4	1-4	3-4	2	4	6	3	37
Stewart	3-10	2-6	4-4	6	5	12	2	36
Gordon	7-16	3-9	6-10	12	4	23	3	33
Benock	0-3	0-3	0-0	0	0	0	0	5
B. Johnson	4-4	0-0	2-2	3	2	10	0	19
Turner	2-6	1-2	0-2	4	3	5	1	15
Bailey	1-2	0-0	0-0	1	2	2	0	3
Team				5				
TOTALS	28-64	7-24	19-31	51	28	82	10	200

Halftime: CU 39, MSU 32. FG%: MSU 43.8%, CU 34.3%. 3FG%: MSU 29.2%, CU 38.1%. FT%: MSU 61.3%, CU 73.7%. Turnovers: MSU 19 (Gordon 6), CU 13 (Stitt 5). Blocked Shots: MSU 10 (Varnado 6), CU 3 (Booker 2). Steals: MSU 5 (Stewart 2), CU 9 (Rivers 3). Officials: Karl Hess, Tom Eades, Mike Eades. Technicals: MSU Bench. Attendance: 9,950.

GAME #3 RECAP

MSU 86, UT MARTIN 70 Nov. 17, 2007 • STARKVILLE, MS

The Bulldogs wrapped up their season-opening, three-game homestand by claiming an 86-70 victory over UT Martin at MSU's Humphrey Coliseum.

MState (2-1) scored the first dozen points of the contest before UT Martin's Lester Hudson gave the visiting Skyhawks (2-3) their first points of the game with a 3-pointer at the 15:34 mark of the opening period. UTM cut the deficit to four points (12-8) soon thereafter and kept the contest to within single digits until the 5:34 mark when Ben Hansbrough connected on a 3-pointer to give MSU an 11-point lead (32-21).

The Bulldogs increased their lead to 16 points (39-23) with 3:03 left in the half before settling for a 41-30 halftime advantage. State's Charles Rhodes tallied 15 first-half points on 7-of-8 shooting to lead the way for the home team.

MSU maintained its double-figure lead throughout the second stanza, stretching the comfortable margin to as many as 27 points over the final minutes before coming away with the 16-point triumph.

The Bulldogs shot 55 percent from the field for the game, including 10-of-22 (46%) treys. In the second half, MSU picked up the pace in shooting 65 percent (17-26 FGs) overall and connecting on 5-of-9 second-half trey attempts. Defensively, MState limited the Skyhawks to just 32-percent field-goal shooting and had nine blocked shots for the contest.

Hansbrough paced four double-digit State scorers with 20 points on 4-of-6 triples. Hudson and Marquis Weddle led the visitors with 27 and 24 points, respectively.

UT MARTIN (2-3)

Player	FG	3FG	FT	RB	PF	PT	A	Min
Hay	0-0	0-0	0-0	0	3	0	0	14
Irrarrazabal	0-2	0-0	0-0	3	1	0	0	16
Wright	1-8	1-4	0-0	0	3	3	0	22
Weddle	10-23	4-10	0-1	2	2	24	3	35
Hudson	9-22	4-12	5-5	11	4	27	4	39
Riedewald	1-1	0-0	0-0	2	3	2	1	18
Simmons	0-1	0-0	2-2	1	2	2	0	2
Robinson	4-16	2-8	0-2	11	1	10	1	30
Pearson	0-3	0-1	2-4	4	0	2	1	16
Bailey	0-2	0-1	0-0	2	2	0	1	8
Team				2				
TOTALS	25-78	11-36	9-14	38	21	70	11	200

MISSISSIPPI STATE (2-1)

Player	FG	3FG	FT	RB	PF	PT	A	Min
Rhodes	7-9	0-0	1-2	5	3	15	2	24
Varnado	4-4	0-0	0-0	16	1	8	1	27
Hansbrough	6-8	4-6	4-4	5	2	20	3	25
Stewart	3-12	0-4	3-4	4	1	9	4	26
Gordon	4-8	2-4	0-1	4	1	10	6	29
R. Johnson	1-3	0-0	0-0	0	0	2	0	6
Begley	0-0	0-0	0-0	1	1	0	0	2
Lupe	0-0	0-0	0-0	0	0	0	0	1
Bryant	1-1	0-0	0-1	1	0	2	0	1
Benock	3-3	3-3	1-2	2	0	10	4	15
B. Johnson	0-3	0-1	0-0	4	0	0	0	12
Augustus	0-1	0-0	0-0	0	2	0	0	7
Turner	2-6	1-4	1-2	0	1	6	1	16
Bolen	0-0	0-0	0-0	0	1	0	0	1
Bailey	2-2	0-0	0-0	2	1	4	0	8
Team				6				
TOTALS	33-60	10-22	10-16	50	14	86	21	200

Halftime: MSU 41, UTM 30. FG%: MSU 55.0%, UTM 32.1%. 3FG%: MSU 45.5%, UTM 30.6%. FT%: MSU 62.5%, UTM 64.3%. Turnovers: MSU 25 (Rhodes, Stewart 4), UTM 14 (Robinson 5). Blocked Shots: MSU 9 (Rhodes, Varnado 3), UTM 1 (Robinson 1). Steals: MSU 6 (Stewart 2), UTM 9 (Hudson 3). Officials: Mike Stuart, Brent Barnaky, Everett Summers. Attendance: 9,950.

GAME #4 RECAP

MSU 68, UC IRVINE 53
Nov. 22, 2007 • ANAHEIM, CA
ANAHEIM CLASSIC • FIRST ROUND

In their first road competition of the season, the Bulldogs opened the inaugural Anaheim Classic with a 68-53 victory over UC Irvine at the Anaheim Convention Center.

Opening the contest hitting eight of their first nine shots from the field, including their first five three-point shot attempts, the Bulldogs (3-1) mounted a double-digit lead (19-9) by the 13:11 mark on a Phil Turner trey. MSU pretty much controlled the opening 20 minutes of play with its continued hot shooting, though UC Irvine (2-2) managed to cut the deficit to five points (39-34) with under a minute left in the half.

Hitting 58 percent (15-26 FGs) from the field, including 6-of-9 treys (67%) in the opening period, the Bulldogs settled for a 41-34 halftime lead.

After the Anteaters pulled to within five points on two occasions during the first four minutes of the second stanza, MSU ran off 10 unanswered points over a three-minute span to take a 15-point advantage (55-40) by the 12:53 mark. The Bulldogs also stepped up their defensive intensity in the closing period to re-establish control of the contest.

Limiting UCI to just six second-half field goals on 24 attempts (25%) and owning a commanding 27-16 rebounding advantage during the final 20 minutes, the Bulldogs went on to claim their 15-point triumph and earn the right to face 18th-ranked Southern Illinois in the semifinals.

As a team, MState held UCI to 35-percent shooting from the field (only 3-17 treys) on the day, while owning a 43-31 lead on the boards.

Barry Stewart paced four double-digit State scorers with 18 points (4-7 treys). Jamont Gordon added 15 points, while Charles Rhodes notched his seventh career double-double with 11 points and 11 rebounds. Patrick Sanders led UC Irvine with 18 points and five rebounds.

MISSISSIPPI STATE (3-1)

Player	FG	3FG	FT	RB	PF	PT	A	Min
Rhodes	3-14	0-2	5-6	11	2	11	1	35
Varnado	1-2	0-0	0-1	6	4	2	1	19
Hansbrough	4-8	1-4	4-5	4	1	13	1	34
Stewart	6-10	4-7	2-2	6	1	18	2	38
Gordon	7-12	1-2	0-2	6	4	15	4	25
R. Johnson	0-1	0-0	0-0	0	0	0	0	1
Benock	0-0	0-0	0-0	1	1	0	1	6
B. Johnson	2-4	0-0	2-2	5	3	6	1	21
Augustus	0-0	0-0	0-0	0	0	0	0	1
Turner	1-4	1-3	0-0	2	1	3	2	16
Bailey	0-0	0-0	0-2	0	0	0	0	4
Team				2				
TOTALS	24-55	7-18	13-20	43	17	68	13	200

UC IRVINE (2-2)

Player	FG	3FG	FT	RB	PF	PT	A	Min
Sanders	6-13	1-3	5-9	5	4	18	0	31
Rodenberg	0-1	0-0	0-0	1	2	0	1	17
Bland	0-8	0-0	2-2	4	4	2	3	31
Hunter	1-8	0-5	0-0	3	2	2	3	27
DeCasas	1-4	1-3	0-0	0	1	3	0	12
Awaji	6-8	0-2	1-2	3	3	13	0	22
Lauer	0-3	0-2	0-0	3	0	0	0	15
Harris	0-0	0-0	0-0	2	1	0	3	14
Fells	5-9	1-2	4-5	4	4	15	1	31
Team				6				
TOTALS	19-54	3-17	12-18	31	21	53	11	200

Halftime: MSU 41, UCI 34. FG%: MSU 43.6%, UCI 35.2%. 3FG%: MSU 38.9%, UCI 17.6%. FT%: MSU 65.0%, UCI 66.7%. Turnovers: MSU 17 (Rhodes, Gordon 5), UCI 13 (Rodenberg 3). Blocked Shots: MSU 5 (Gordon, Varnado 2), UCI 1 (Sanders 1). Steals: MSU 6 (Rhodes 3), UCI 7 (Fells 2). Officials: Don Daily, Jeff Malham, Brad Ferrie. Attendance: 1,387.

GAME #5 RECAP

#18 SOUTHERN ILLINOIS 63, MSU 49
Nov. 23, 2007 • ANAHEIM, CA
ANAHEIM CLASSIC • SEMIFINALS

The Bulldogs dropped a 63-49 decision to 18th-ranked Southern Illinois in the semifinals of the inaugural Anaheim Classic played at the Anaheim Convention Center.

In a first half that featured five ties and three lead changes, MState (3-2) owned the upper hand for the first 10 minutes of the opening period. Midway through the half, the Salukis (3-0) scored six unanswered points to take a brief 19-15 lead. MSU countered with eight straight points to pull ahead by four points (23-19) with 3:28 remaining in the half. En route to scoring 15 first-half points, Jamont Gordon's third 3-pointer of the half put the Bulldogs on top by five points (26-21) with just under three minutes left before the half.

However, Joshua Bone came off the SIU bench to drill a trio of treys over the final 1:46, including one with time running out in the period, to give the Salukis a 32-28 halftime advantage.

Southern Illinois maintained its momentum by scoring the first half-dozen points of the second stanza to increase the margin to double figures (38-28) two minutes into the half. With Randal Falker scoring 13 of SIU's first 15 second-half points, the Salukis again went ahead by twin digits (45-35) with 13:14 remaining.

MSU's Gordon cut the deficit in half (47-42) with another 3-pointer at the 9:44 mark, but SIU's Bone put a damper on the Bulldogs' comeback attempt by nailing back-to-back triples to give the Salukis an 11-point cushion (53-42) with 8:23 left in the contest. MState would get no closer than nine points the rest of the way, as Southern Illinois coasted to the 14-point victory in advancing to the championship contest.

Gordon, held to five second-half points, was MSU's lone double-figure scorer with 20 points. Falker tallied a game-high 23 points on 7-of-9 field goals and 9-of-10 free throws for the winners, while Bone added 15 points off the Saluki bench with his 5-of-6 three-point shooting effort.

MISSISSIPPI STATE (3-2)

Player	FG	3FG	FT	RB	PF	PT	A	Min
Rhodes	2-5	0-0	0-1	6	5	4	0	21
Varnado	3-3	0-0	0-2	7	3	6	0	36
Hansbrough	1-8	1-7	2-2	3	1	5	6	33
Stewart	3-9	1-3	2-2	3	2	9	3	38
Gordon	7-12	4-8	2-2	4	3	20	2	35
B. Johnson	1-2	0-0	0-0	2	0	2	0	14
Turner	1-3	1-2	0-0	1	2	3	0	17
Bailey	0-0	0-0	0-0	1	2	0	0	6
Team				2				
TOTALS	18-42	7-20	6-9	29	18	49	11	200

SOUTHERN ILLINOIS (3-0)

Player	FG	3FG	FT	RB	PF	PT	A	Min
Falker	7-9	0-0	9-10	5	3	23	2	33
Shaw	3-12	1-6	4-4	5	3	11	1	36
Boyle	4-7	0-0	0-0	4	3	8	1	33
Mullins	1-5	0-1	4-4	2	2	6	8	37
Green	0-3	0-1	0-0	2	2	0	2	29
Bone	5-6	5-6	0-0	0	2	15	1	16
Armstrong	0-0	0-0	0-0	0	0	0	0	1
Coopwood	0-2	0-2	0-0	0	1	0	0	1
Wood	0-1	0-1	0-0	2	0	0	0	5
Cornelius	0-0	0-0	0-0	0	0	0	0	1
Fay	0-0	0-0	0-0	0	1	0	0	8
Team				4				
TOTALS	20-45	6-17	17-18	24	17	63	15	200

Halftime: SIU 32, MSU 28. FG%: MSU 42.9%, SIU 44.4%. 3FG%: MSU 35.0%, SIU 35.3%. FT%: MSU 66.7%, SIU 94.4%. Turnovers: MSU 21 (Gordon 5), SIU 12 (Falker 4). Blocked Shots: MSU 3 (Varnado 2), SIU 2 (Falker, Shaw 1). Steals: MSU 5 (Varnado 2), SIU 9 (Mullins 6). Officials: Gerry Pollard, Don Daily, Brad Ferrie. Attendance: 1,447.

GAME #6 RECAP

MIAMI (OH) 67, MSU 60
Nov. 25, 2007 • ANAHEIM, CA
ANAHEIM CLASSIC - 3RD-PLACE GAME

The Bulldogs went 1-2 in the inaugural Anaheim Classic after dropping a 67-60 decision to Miami University in the tournament's third-place game played at the Anaheim Convention Center.

After MSU's Charles Rhodes scored the game's first two points, the RedHawks (3-1) went on a 14-3 run, keyed by a pair of 3-pointers apiece by Michael Bramos and Alex Moosman, to take a 14-5 lead by the 15:38 mark of the opening half. Spurred by 5-of-9 three-point shooting during the first 20 minutes of play, Miami maintained control of the contest throughout the first period. The Bulldogs (3-3) did tighten things up a bit late in the half by outscoring MU, 7-1, over the final three minutes to cut the deficit to just five points (29-24) by the intermission.

Despite coming up empty on their first four offensive possessions of the second stanza, the Bulldogs outscored Miami, 12-6, through the first five minutes of the half and regained a brief 36-35 lead on a Ben Hansbrough 3-pointer at the 14:52 mark. Following a fifth tie in the opening nine minutes of second-half play, MState went on an 8-1 run to take a five-point advantage (48-43) midway through the closing period.

With Rhodes scoring 17 of his team-high 25 points in the second half and going over the 1,000-point mark for his career during a three-minute stretch in which he scored nine straight points for MSU, the Bulldogs seemed to grab the momentum in pulling ahead by a half-dozen points (53-47) with 7:06 remaining in the game. However, MU's Tim Pollitz answered with back-to-back buckets to get the RedHawks to within a basket (53-51) by the 5:46 mark.

Following a seventh deadlock of the half (58-58) with 1:46 left, Miami's Tyler Dierkers tipped in the go-ahead basket with 1:03 left on the clock. MU's Bramos, who finished the contest with a game-high 30 points, then converted on a three-point play and hit four additional free throws over the final 42 seconds to seal the victory.

Jamont Gordon added 18 points for MState, while Miami's Pollitz scored all 15 of his points during the second half of play.

MISSISSIPPI STATE (3-3)

Player	FG	3FG	FT	RB	PF	PT	A	Min
Rhodes	11-15	0-0	3-4	10	3	25	1	37
Varnado	1-3	0-0	0-2	6	3	2	0	30
Hansbrough	2-6	2-6	0-0	2	4	6	1	38
Stewart	2-9	1-5	0-0	3	3	5	4	36
Gordon	6-17	0-5	6-7	6	1	18	4	40
Benock	0-0	0-0	0-0	1	1	0	0	4
B. Johnson	2-3	0-0	0-0	3	3	4	0	11
Turner	0-1	0-0	0-0	3	0	0	0	4
Team				2				
TOTALS	24-54	3-16	9-13	36	18	60	10	200

MIAMI, OH (3-1)

Player	FG	3FG	FT	RB	PF	PT	A	Min
Dierkers	3-7	0-1	1-4	9	1	7	10	33
Bramos	9-18	3-6	9-11	2	2	30	0	40
T. Pollitz	6-13	0-0	3-6	4	4	15	2	31
Hayes	0-4	0-2	0-0	2	1	0	3	30
Moosman	4-6	2-3	0-0	3	2	10	1	30
E. Pollitz	2-4	0-0	1-2	4	5	5	2	24
McCombs	0-0	0-0	0-0	0	0	0	0	12
Team				5				
TOTALS	24-52	5-12	14-23	29	15	67	18	200

Halftime: MU 29, MSU 24. FG%: MSU 44.4%, MU 46.2%. 3FG%: MSU 18.8%, MU 41.7%. FT%: MSU 69.2%, MU 60.9%. Turnovers: MSU 15 (Stewart 5), MU 7 (T. Pollitz 3). Blocked Shots: MSU 8 (Varnado 5), MU 1 (Dierkers 1). Steals: MSU 4 (Gordon 2), MU 5 (Five with 1). Officials: Gerry Pollard, Brent Meaux, Don Daily. Attendance: 2,447.

GAME #7 RECAP

MSU 78, MURRAY STATE 61 DEC. 1, 2007 • STARKVILLE, MS

The Bulldogs broke a two-game losing streak and successfully tipped off a three-game December homestand by posting a 78-61 home triumph over Murray State at Humphrey Coliseum.

Coming off consecutive losses to No. 18 Southern Illinois and Miami of Ohio during the Anaheim Classic over the Thanksgiving holiday weekend, MState (4-3) built a 39-24 halftime advantage on the strength of 58-percent shooting through the opening 20 minutes of play. The visiting Racers (3-2) were limited to 32-percent first-half accuracy from the field.

After the visitors cut the deficit to single digits (47-38) three minutes into the second stanza, MSU went on a 17-4 run to increase the margin to a game-high 22 points (64-42) midway through the closing period. The Racers never got any closer than 16 points the rest of the way, as the Bulldogs breezed to their 22nd consecutive December home victory dating back to the 2000-01 campaign.

For the contest, MState shot 52 percent overall from the field as a team, while outscoring the Racers, 18-3, from the charity stripe. The Bulldogs connected on 78 percent of their 23 free throw attempts, in contrast to Murray State attempting just four charity tosses the entire game.

State senior Charles Rhodes tallied a game-high 22 points on 8-of-14 field goals and 6-of-6 free throws to post his second straight 20-point effort of the season. Jamont Gordon and Barry Stewart followed with 15 and 14 points, respectively, for the winners. Tony Easley paced the visitors with 17 points and seven rebounds.

MURRAY STATE (3-2)

Player	FG	3FG	FT	RB	PF	PT	A	Min
Carter	3-9	1-3	2-2	4	4	9	2	25
Easley	8-10	0-0	1-2	7	1	17	0	29
Holloway	2-8	0-3	0-0	2	2	4	2	27
K. Thomas	0-2	0-2	0-0	4	1	0	3	28
D. Thomas	6-11	2-4	0-0	1	3	14	1	27
George	5-11	1-2	0-0	1	2	11	0	24
Williams	3-8	0-1	0-0	1	0	6	0	12
Long	0-1	0-0	0-0	1	0	0	1	11
Sanders	0-0	0-0	0-0	1	2	0	0	5
Fotso	0-2	0-0	0-0	3	3	0	0	12
Team				4				
TOTALS	27-62	4-15	3-4	29	18	61	9	200

MISSISSIPPI STATE (4-3)

Player	FG	3FG	FT	RB	PF	PT	A	Min
Rhodes	8-14	0-0	6-6	5	2	22	2	25
Varnado	1-1	0-0	0-0	7	1	2	1	24
Hansbrough	3-7	2-5	1-1	2	1	9	2	28
Stewart	5-6	2-3	2-2	5	1	14	2	36
Gordon	5-12	0-3	5-6	4	1	15	4	30
R. Johnson	0-0	0-0	0-0	0	0	0	0	5
Begley	0-0	0-0	0-0	0	0	0	0	1
Lupe	0-0	0-0	0-0	0	0	0	0	1
Bryant	0-0	0-0	0-0	0	0	0	0	1
Benock	1-3	0-1	0-0	2	0	2	1	9
B. Johnson	3-3	0-0	0-0	4	2	6	1	16
Augustus	0-0	0-0	3-5	1	1	3	0	4
Turner	1-5	0-3	0-0	1	0	2	0	11
Bolen	0-1	0-0	0-0	0	0	0	0	1
Bailey	1-2	0-0	1-3	3	1	3	0	8
Team				2				
TOTALS	28-54	4-15	18-23	36	10	78	13	200

Halftime: MSU 39, MUR 24. FG%: MSU 51.9%, MUR 43.5%. 3FG%: MSU 26.7%, MUR 26.7%. FT%: MSU 78.3%, MUR 75.0%. Turnovers: MSU 14 (B. Johnson 3), MUR 15 (K. Thomas, D. Thomas 3). Blocked Shots: MSU 7 (Varnado 3), MUR 4 (Williams 3). Steals: MSU 11 (Stewart 4), MUR 9 (Easley 3). Officials: Doug Simons, Joe Lindsay, Tim Clougherty. Attendance: 7,787.

GAME #8 RECAP

MSU 84, SOUTHEASTERN LOUISIANA 59 DEC. 8, 2007 • STARKVILLE, MS

In the midst of final exams within a three-game homestand, the Bulldogs claimed an 84-59 victory over Southeastern Louisiana at MSU's Humphrey Coliseum.

Well rested after having a week off from game competition, MState (5-3) built a double-digit lead over the visiting Lions (5-3) by the 11:41 mark of the opening period on a Barry Stewart 3-pointer. In limiting Southeastern to 37-percent shooting and owning a 22-13 advantage on the boards through the first 20 minutes of play, the Bulldogs maintained their double-figure cushion throughout the remainder of the half en route to opening up a comfortable 41-27 halftime lead.

SLU did manage to cut the deficit to single digits (48-39) five minutes into the second stanza, before Charles Rhodes helped MSU reclaim the momentum by scoring four of his 12 second-half points over the next minute to increase the margin back up to 13 points with 14:09 left. The Lions would not get any closer than 11 points the rest of the way, as MState went up by 20 points with 7:11 left and eventually built a 27-point cushion before settling for the 25-point triumph.

For the contest, the Bulldogs benefitted from a 39-24 rebounding advantage, while holding Southeastern Louisiana to just 1-of-11 shooting from beyond the arc. The win marked MSU's 23rd straight December home victory.

MSU's Jamont Gordon registered his fourth 20-point effort of the season with a game-high 25 points, while Rhodes finished with 16 points on 7-of-8 accuracy from the field. Both players also added a game-best seven rebounds apiece. Patrick Sullivan paced the visitors with 16 points on 6-of-8 field goals and 4-of-4 free throws.

SOUTHEASTERN LOUISIANA (5-3)

Player	FG	3FG	FT	RB	PF	PT	A	Min
Span	4-10	0-1	2-2	3	2	10	0	31
Nance	4-9	0-1	0-0	4	2	8	3	27
Sullivan	6-8	0-0	4-4	1	3	16	0	22
Green	2-9	0-4	3-3	2	0	7	2	30
Nicks	3-6	1-2	0-0	3	4	7	2	35
Dunbar	0-1	0-1	0-0	1	1	0	0	9
Arnold	4-9	0-2	1-2	2	1	9	0	23
Ndombamba	0-2	0-0	2-4	5	3	2	0	18
Austin	0-0	0-0	0-0	1	1	0	0	5
Team				2				
TOTALS	23-54	1-11	12-15	24	17	59	7	200

MISSISSIPPI STATE (5-3)

Player	FG	3FG	FT	RB	PF	PT	A	Min
Rhodes	7-8	0-0	2-2	7	5	16	0	30
Varnado	4-6	0-0	0-0	3	5	8	0	17
Hansbrough	4-7	1-2	1-1	3	1	10	1	28
Stewart	2-6	2-5	0-0	1	1	6	2	30
Gordon	8-18	1-3	8-10	7	1	25	4	32
R. Johnson	0-1	0-1	1-2	0	0	1	1	6
Begley	0-0	0-0	0-0	0	0	0	0	1
Lupe	0-0	0-0	0-0	1	0	0	0	1
Bryant	1-1	0-0	0-0	0	0	2	0	1
Benock	1-4	1-3	0-0	4	0	3	1	14
B. Johnson	1-1	0-0	0-0	0	0	2	0	2
Augustus	3-5	2-2	0-0	6	1	8	0	11
Turner	0-2	0-2	1-2	0	1	1	0	12
Bolen	0-0	0-0	0-0	0	0	0	0	1
Bailey	1-2	0-0	0-2	4	0	2	1	14
Team				3				
TOTALS	32-61	7-18	13-19	39	15	84	10	200

Halftime: MSU 41, SLU 27. FG%: MSU 52.5%, SLU 42.6%. 3FG%: MSU 38.9%, SLU 9.1%. FT%: MSU 68.4%, SLU 80.0%. Turnovers: MSU 21 (Rhodes 5), SLU 22 (Span, Green 5). Blocked Shots: MSU 6 (Varnado 4), SLU 2 (Sullivan, Green 1). Steals: MSU 11 (Rhodes 3), SLU 11 (Nance 5). Officials: Doug Shows, Antinio Petty, Kevin Scott. Attendance: 7,719.

GAME #9 RECAP

MIAMI (FL) 64, MSU 58 DEC. 13, 2007 • STARKVILLE, MS

In closing out a three-game homestand, the Bulldogs had their 23-game winning streak in December home contests snapped by dropping a 64-58 decision to the unbeaten Miami Hurricanes at MSU's Humphrey Coliseum.

The visitors held the upper hand for the better part of the opening 15 minutes of the contest, going on top by as many as seven points on two different occasions. However, MState (5-4) went on a 10-2 run late in the half to take a five-point lead (28-23) with 1:23 remaining. Miami (9-0) responded by scoring the final two baskets of the period to cut the deficit to a single point (28-27) by the break.

Following six lead changes and two ties through the first six minutes of the second stanza, the Bulldogs reclaimed the lead at the 14:29 mark on a Jamont Gordon layup. MSU maintained the advantage for nearly the next dozen minutes and held a five-point lead (56-51) when Barry Stewart nailed his fifth 3-pointer of the night at the 5:29 mark. Despite State's two subsequent turnovers over the next two minutes of scoreless basketball, Charles Rhodes stepped to the line for a one-and-one opportunity with 3:36 left and failed to lengthen MSU's margin.

Instead, UM's Jack McClinton sandwiched his second and third 3-pointers over a two-minute stretch around a pair of Rhodes free throws to give the Hurricanes a two-point lead (60-58) with 1:26 remaining. After Dwayne Collins' two charity tosses gave Miami a four-point lead, Gordon couldn't convert on the front end of his one-and-one with 29 seconds left. Scoring 11 of his game-high 29 points (20 in the second half) over the game's final 3:22, McClinton sealed Miami's six-point road victory with a pair of free throws.

McClinton was the only Hurricane in double figures on the night, while Gordon and Stewart paced MSU with 18 points apiece. Gordon also added a game-best nine rebounds and five assists, while State's Jarvis Varnado established a new single-game school standard with 10 blocks.

MIAMI, FL (9-0)

Player	FG	3FG	FT	RB	PF	PT	A	Min
Graham	2-6	0-0	0-0	6	3	4	0	27
Asbury	2-7	0-2	4-4	6	0	8	2	32
King	2-11	0-0	1-2	7	1	5	1	26
Dews	3-9	3-7	0-0	3	3	9	2	33
McClinton	11-22	5-10	2-2	5	2	29	2	35
Hurdle	1-4	0-0	0-0	1	1	2	0	12
Rios	0-2	0-1	0-0	1	0	0	0	8
Collins	2-5	0-0	3-4	7	1	7	0	16
Hicks	0-0	0-0	0-0	2	1	0	1	11
Team				5				
TOTALS	23-66	8-20	10-12	43	12	64	8	200

MISSISSIPPI STATE (5-4)

Player	FG	3FG	FT	RB	PF	PT	A	Min
Rhodes	4-12	0-0	2-3	7	2	10	1	35
Varnado	4-6	0-0	0-0	7	2	8	1	31
Hansbrough	0-8	0-8	0-0	4	3	0	2	33
Stewart	6-12	5-9	1-2	4	1	18	1	37
Gordon	7-19	1-5	3-5	9	3	18	5	38
Benock	0-0	0-0	0-0	1	0	0	0	7
B. Johnson	1-1	0-0	0-0	2	2	2	0	14
Turner	1-3	0-2	0-0	0	1	2	0	5
Team				6				
TOTALS	23-61	6-24	6-10	40	14	58	10	200

Halftime: MSU 28, UM 27. FG%: MSU 37.7%, UM 34.8%. 3FG%: MSU 25.0%, UM 40.0%. FT%: MSU 60.0%, UM 83.3%. Turnovers: MSU 10 (Gordon 6), UM 9 (McClinton 4). Blocked Shots: MSU 12 (Varnado 10), UM 6 (Graham 4). Steals: MSU 4 (B. Johnson 2), UM 3 (Three with 1). Officials: Mike Stuart, Ed Corbett, Doug Simons. Attendance: 7,912.

GAME #10 RECAP

SOUTH ALABAMA 71, MSU 67 DEC. 15, 2007 • MOBILE, AL COORS CLASSIC

The visiting Bulldogs tipped off a week-long, road trip by letting a 13-point, second-half lead evaporate in dropping a 71-67 decision to South Alabama at the Mitchell Center in the nightcap of the ninth annual Coors Classic.

In a tightly contested opening 20 minutes of play, MState (5-5) held the advantage for the better part of the first half. However, South Alabama's Demetric Bennett put on a first-half clinic by scoring his team's first 20 points en route to a 25-point opening period. Despite his tremendous one-man performance, MSU still clung to a precarious two-point halftime lead (32-30).

After the two teams battled to within a three-point game for the opening five minutes of the second stanza, the Bulldogs seemed to take total control of the contest by going on a 17-6 run to build a 13-point advantage (57-44) midway through the half following a Phil Turner trey. However, back-to-back MSU miscues resulted in five quick points by the Jaguars (7-3) to cut the deficit to eight points in less than a minute.

Following a three-minute scoring drought by both teams, South Alabama continued its amazing comeback by going on a 13-0 run which turned a nine-point State lead (58-49) into a four-point USA advantage (62-58) by the 3:59 mark. Ben Hansbrough temporarily kept the Bulldogs from completely wilting by scoring MSU's next eight points, including a pair of 3-pointers.

After a Jamont Gordon free throw tied the game at 67-67 with 43 seconds left, the Jaguars' Ronald Douglas tipped in a Bennett miss. Gordon then came down and missed a layup, while Charles Rhodes couldn't convert on either free throw after getting fouled on the offensive rebound. Appropriately enough, Bennett sealed the USA victory with a pair of charity tosses.

Bennett stole the show with his phenomenal 39-point explosion, hitting a sizzling 14-of-17 shots from the field including all six three-point attempts, for the winners. Making his first collegiate start, Turner paced MState with 17 points.

MISSISSIPPI STATE (5-5)

Player	FG	3FG	FT	RB	PF	PT	A	Min
Gordon	1-14	0-6	5-8	13	3	7	5	35
Varnado	4-5	0-0	1-4	10	5	9	1	34
Hansbrough	5-13	4-10	2-2	5	2	16	1	34
Stewart	3-10	1-5	1-3	6	4	8	6	39
Turner	6-9	4-6	1-2	4	5	17	3	26
R. Johnson	0-1	0-1	0-0	0	0	0	0	1
Benock	0-2	0-2	0-0	0	1	0	0	8
Rhodes	4-7	0-0	2-5	4	3	10	0	21
Bailey	0-0	0-0	0-0	0	1	0	0	2
Team								
TOTALS	23-61	9-30	12-24	42	24	67	16	200

SOUTH ALABAMA (7-3)

Player	FG	3FG	FT	RB	PF	PT	A	Min
Coleman	3-7	0-0	3-5	12	3	9	1	36
Davis	1-7	0-0	1-4	4	5	3	1	19
Ford	0-1	0-1	0-0	0	1	0	2	15
Merritt	5-8	4-6	0-2	4	3	14	4	26
Bennett	14-17	6-6	5-7	8	0	39	1	38
Hayles	0-1	0-1	0-2	1	2	0	2	18
Tilford	2-9	0-3	0-0	1	1	4	5	29
P. Tabet	0-0	0-0	0-0	2	0	0	0	8
Douglas	1-3	0-0	0-1	3	4	2	1	11
Team								
TOTALS	26-53	10-17	9-21	39	20	71	17	200

Halftime: MSU 32, USA 30. FG%: MSU 37.7%, USA 49.1%. 3FG%: MSU 30.0%, USA 58.8%. FT%: MSU 50.0%, USA 42.9%. Turnovers: MSU 16 (Gordon 5), USA 18 (Merritt, Bennett 4). Blocked Shots: MSU 7 (Varnado 6), USA 1 (Davis 1). Steals: MSU 13 (Varnado, Hansbrough 3), USA 8 (Coleman, Bennett 3). Officials: Doug Simons, John Hampton, Mark Whitehead. Technicals: USA Bench. Attendance: 6,731.

GAME #11 RECAP

MSU 85, LOYOLA MARYMOUNT 54 DEC. 19, 2007 • LOS ANGELES, CA

In the midst of a week-long, three-game road swing, the Bulldogs claimed an 85-54 victory over Loyola Marymount at Gersten Pavilion.

After jumping out to a 14-5 lead six minutes into the game and building a double-digit advantage (21-10) by the 11:50 mark, MState (6-5) outscored the Lions (3-9), 12-2, over the final four minutes of the half to take a 40-22 halftime lead. Bouncing back from a season-low, seven-point effort (1-14 FGs) in his previous game at South Alabama, Jamont Gordon scored MSU's last 10 points of the opening period en route to a 15-point first half (5-6 FGs & 3-3 treys).

The MSU cushion reached 22 points (47-25) less than two minutes into the second stanza on another Gordon triple. The margin ballooned to 31 points (60-29) by the 15:21 mark and never dipped below 25 points the rest of the way. The Bulldogs shot 67 percent from the field in the second half en route to a season-best, 59-percent performance (34-58 FGs) for the contest.

In recording the team's largest winning margin on an opponent's home floor since the 1962-63 season (99-64 at LSU), MState also set single-game season highs for scoring margin (+31), field goals made (34), assists (25), blocks (12-tied) and steals (14). Defensively, MSU limited LMU to just 33-percent field goal shooting for the game and held a 46-32 advantage on the boards.

With four Bulldogs scoring in double figures, Gordon led the way with a game-high 25 points on 9-of-14 field goals and 5-of-7 treys. Charles Rhodes registered his third double-double of the season (14 pts/10 rebs), while Jarvis Varnado totalled a season-high 10 points (4-4 FGs) along with a Gersten Pavilion-record nine blocks. Shawn Deadwiler led LMU with 11 points.

MISSISSIPPI STATE (6-5)

Player	FG	3FG	FT	RB	PF	PT	A	Min
Rhodes	7-12	0-0	0-2	10	4	14	1	26
Varnado	4-4	0-0	2-6	6	4	10	1	20
Hansbrough	3-8	1-5	1-2	3	1	8	7	25
Stewart	4-8	2-5	0-2	5	1	10	5	25
Gordon	9-14	5-7	2-5	3	2	25	7	30
R. Johnson	3-5	0-2	0-1	3	1	6	2	11
Lupe	0-0	0-0	0-0	0	0	0	0	1
Benock	1-2	1-2	0-0	2	1	3	0	11
B. Johnson	1-1	0-0	0-0	6	1	2	0	15
Augustus	1-1	0-0	1-2	2	3	3	2	10
Turner	1-3	0-2	1-2	1	1	3	0	16
Bolen	0-0	0-0	0-0	0	0	0	0	1
Bailey	0-0	0-0	1-4	5	2	1	0	9
Team								
TOTALS	34-58	9-23	8-26	46	21	85	25	85

LOYOLA MARYMOUNT (3-9)

Player	FG	3FG	FT	RB	PF	PT	A	Min
Deric	1-6	0-1	0-0	2	2	2	0	19
Diederichs	0-3	0-0	0-0	1	2	0	3	22
Counts	2-5	2-4	1-2	1	3	7	1	27
Deadwiler	2-6	0-3	7-7	3	0	11	5	29
Johnson	2-7	1-3	1-2	2	5	6	0	21
Craig	1-4	0-0	0-2	1	4	2	1	11
Sweezy	3-5	0-0	4-6	5	1	10	0	9
Kanne	0-2	0-0	0-0	0	0	0	0	4
Sutton	2-3	0-0	0-0	2	1	4	0	12
Walker	0-3	0-1	0-0	6	3	0	2	20
Ziri	5-10	0-3	0-1	1	0	10	1	19
Maynard	1-3	0-0	0-0	2	2	2	0	7
Team								
TOTALS	19-57	3-15	13-20	32	23	54	13	200

Halftime: MSU 40, LMU 22. FG%: MSU 58.6%, LMU 33.3%. 3FG%: MSU 39.1%, LMU 20.0%. FT%: MSU 30.8%, LMU 65.0%. Turnovers: MSU 22 (B. Johnson 5), LMU 23 (Sutton 5). Blocked Shots: MSU 12 (Varnado 9), LMU 0. Steals: MSU 14 (Four with 3), LMU 13 (Ziri 5). Officials: Tony Greene, Anthony Jordan, Ron Groover. Attendance: 1,005.

GAME #12 RECAP

MSU 95, A&M-CORPUS CHRISTI 70 DEC. 21, 2007 • CORPUS CHRISTI, TX

The Bulldogs concluded their week-long, three-game road swing and closed out their pre-Christmas slate by registering a 95-70 victory over Texas A&M-Corpus Christi at the American Bank Center.

With the visitors coasting to the 25-point road triumph, MSU head coach Rick Stansbury passed his former mentor Richard Williams for sole possession of first place on the school's all-time list with 192 career coaching victories.

A hot-shooting A&M-Corpus Christi club (2-7) bolted to an early six-point lead (15-9) six minutes into the contest, before MState (7-5) went on an 11-2 run over the next four minutes to take a three-point lead (20-17) midway through the opening period. Following a third and fourth tie of the half, MSU's Phil Turner supplied instant offense off the Bulldog bench by scoring 11 straight points for the visitors to give them a six-point advantage (31-25) by the 8:20 mark. Jamont Gordon sank a pair of free throws with no time remaining on the game clock to put the Bulldogs up by 11 points (51-40) at the intermission.

MState maintained its offensive efficiency and picked up its defensive intensity in the second stanza. Hitting 52 percent from the field, while holding the Islanders to just 29 percent shooting during the closing period, the Bulldogs didn't let up in the second half. After stretching the margin to as many as 28 points, MSU headed home for Christmas with the 25-point win.

Charles Rhodes recorded his second straight double-double and fourth of the year with game-high totals of 26 points and 10 rebounds for the winners. Barry Stewart added 19 points on 6-of-8 shooting for the Bulldogs. Kevin Perkins led Texas A&M-Corpus Christi with 19 points.

MISSISSIPPI STATE (7-5)

Player	FG	3FG	FT	RB	PF	PT	A	Min
Rhodes	10-16	0-0	6-9	10	2	26	1	33
Varnado	1-9	0-1	0-0	7	2	2	1	24
Hansbrough	3-7	1-4	0-0	6	1	7	1	20
Stewart	6-8	2-3	5-7	2	1	19	4	36
Gordon	4-8	0-1	5-6	2	2	13	5	24
R. Johnson	2-2	2-2	0-0	2	0	6	1	8
Lupe	0-0	0-0	0-0	0	0	0	0	1
Benock	1-1	1-1	0-0	0	3	3	3	13
B. Johnson	0-1	0-0	0-2	4	4	0	0	12
Augustus	0-1	0-1	0-0	0	0	0	0	4
Turner	4-5	3-3	2-2	3	1	13	2	16
Bolen	0-0	0-0	1-2	1	0	1	0	2
Bailey	1-5	0-0	3-4	5	3	5	0	7
Team								
TOTALS	32-63	9-16	22-32	44	19	95	18	200

TEXAS A&M-CORPUS CHRISTI (2-7)

Player	FG	3FG	FT	RB	PF	PT	A	Min
Reynolds	6-15	3-3	3-4	8	4	18	0	28
Jackson	1-4	0-1	0-0	5	2	2	0	28
Daniels	1-3	1-2	0-0	3	4	3	3	26
Perkins	7-11	2-3	3-3	2	3	19	1	29
Green	1-9	1-5	4-6	1	2	7	3	27
Taylor	0-0	0-0	0-0	0	0	0	0	2
Slatnick	0-0	0-0	0-0	0	0	0	0	1
Bond	0-1	0-0	0-1	1	3	0	1	9
Shorter	0-0	0-0	0-0	0	0	0	2	8
Bullard	4-9	3-7	2-2	1	1	13	0	21
Watt	1-3	1-3	5-6	5	2	8	0	20
Topps	0-0	0-0	0-0	0	1	0	0	1
Team								
TOTALS	21-55	11-24	17-22	29	22	70	10	200

Halftime: MSU 51, TAMUCC 40. FG%: MSU 50.8%, TAMUCC 38.2%. 3FG%: MSU 56.3%, TAMUCC 45.8%. FT%: MSU 68.8%, TAMUCC 77.3%. Turnovers: MSU 10 (Stewart 2), TAMUCC 14 (Daniels, Shorter 3). Blocked Shots: MSU 6 (B. Johnson 3), TAMUCC 6 (Reynolds 3). Steals: MSU 8 (Gordon, Turner 2), TAMUCC 0. Officials: Tom Eades, Mike Thibodeaux, Jeff Smith. Attendance: 2,051.

GAME #13 RECAP

MSU 87, MISSOURI 75

DEC. 30, 2007 • STARKVILLE, MS

The Bulldogs wrapped up their regular-season, non-conference home slate by claiming an 87-75 victory over the Big 12's Missouri Tigers at MSU's Humphrey Coliseum.

Sparked by an impressive first-half shooting performance by Matt Lawrence, Missouri (9-5) opened up a six-point lead (20-14) by the 11:50 mark of the opening period. Playing without all-SEC senior forward Charles Rhodes (sprained left ankle), the Bulldogs (8-5) came to life and went on a 21-5 streak to take a 10-point advantage (35-25) with 4:42 remaining in the half.

Lawrence's fourth 3-pointer of the half (in five attempts) paved the way for nine unanswered Mizzou points to cut the deficit to a point (35-34). However, State's Barry Stewart and Ben Hansbrough connected on consecutive treys to put the Bulldogs back up by seven points (41-34) before settling for a three-point halftime lead (41-38).

After the visiting Tigers knotted up the game at 41-41 within the opening seconds of the second stanza, the Bulldogs went on a 15-3 run to go up by a dozen points (56-44) by the 14:33 mark. However, Missouri fought back and outscored the home team, 16-3, over the next five minutes and claimed a brief one-point lead (60-59) after a second straight 3-pointer by Stephon Hannah.

A former Mr. Basketball for the state of Missouri during his prep playing days, Hansbrough temporarily stopped the visiting team's momentum with a key 3-pointer with 8:42 left. A Stewart trey and a tip-in by Jamont Gordon later gave the Bulldogs a 73-66 lead at the 3:30 mark. Clutch 10-of-12 free-throw shooting down the stretch sealed MState's third straight victory.

Stewart posted new career highs in points (24) and assists (7), while Gordon added 20 points, eight rebounds and five assists for the winners. MU's Matt Lawrence finished the contest with a game-high 28 points on 10-of-15 field-goal shooting and 6-of-11 accuracy from beyond the arc.

MISSOURI (9-5)

Player	FG	3FG	FT	RB	PF	PT	A	Min
Carroll	5-9	0-1	2-4	4	5	12	1	32
Lyons	1-6	0-1	1-4	2	1	3	1	13
Hannah	5-12	3-7	4-6	2	5	17	7	23
Horton	0-2	0-1	0-0	2	3	0	4	24
M. Lawrence	10-15	6-11	2-2	6	3	28	1	36
K. Lawrence	1-5	0-1	0-0	1	1	2	2	16
Tiller	0-2	0-1	2-2	4	3	2	2	22
Brown	3-7	0-2	0-0	3	2	6	0	15
Safford	2-3	0-1	0-1	4	1	4	0	9
Volkus	0-0	0-0	0-0	1	1	0	0	2
Butterfield	0-1	0-1	1-2	1	4	1	1	8
Team				3				

TOTALS 27-62 9-27 12-21 33 29 75 19 200

MISSISSIPPI STATE (8-5)

Player	FG	3FG	FT	RB	PF	PT	A	Min
Gordon	8-17	0-4	4-5	8	3	20	5	38
Varnado	4-6	0-0	1-4	8	3	9	0	23
Hansbrough	4-8	2-5	5-8	8	5	15	4	38
Stewart	8-14	3-7	5-5	4	3	24	7	38
Turner	4-10	0-3	4-6	10	2	12	2	34
R. Johnson	2-3	0-1	0-0	0	0	4	0	7
Benock	0-1	0-1	1-2	0	0	1	0	3
B. Johnson	1-1	0-0	0-0	2	2	2	0	13
Augustus	0-0	0-0	0-0	0	0	0	0	2
Bailey	0-0	0-0	0-0	0	1	0	0	4
Team				3				

TOTALS 31-60 5-21 20-30 43 19 87 18 200

Halftime: MSU 41, MU 38. FG%: MSU 51.7%, MU 43.5%. 3FG%: MSU 23.8%, MU 33.3%. FT%: MSU 66.7%, MU 57.1%. Turnovers: MSU 14 (Gordon, Stewart 3), MU 12 (Five with 2). Blocked Shots: MSU 7 (Varnado 5), MU 3 (Three with 1). Steals: MSU 5 (Stewart, Turner 2), MU 6 (Carroll, Hannah 2). Officials: Duke Edsall, Terry Moore, Donnee Gray. Attendance: 8,249.

GAME #14 RECAP

MSU 77, LAFAYETTE 53

JAN. 5, 2008 • JACKSON, MS

The Bulldogs concluded the non-conference portion of their regular-season slate by posting a 77-53 victory over Lafayette College at Jackson's Mississippi Coliseum.

The 24-point win extended MState's season-best winning streak to four consecutive games and marked the team's eighth straight hoops triumph (6-0 under Rick Stansbury) in Mississippi's capital city dating back to the 1985-86 campaign.

In this year's contest against one of the nation's leading three-point shooting teams, MSU (9-5) built a double-digit lead (17-7) eight minutes into the contest. The Bulldogs' cushion increased to as many as 21 points (34-13) by the 5:29 mark, but the visiting Leopards (8-6) by way of Easton, Pa., managed to cut the deficit to a dozen points (37-25) by halftime.

Lafayette came out of the locker room to score the first seven points of the second stanza and would later narrow the gap to just four points (44-40) on a layup by Bilal Abdullah at the 15:36 mark. However, MState would come alive to tally 10 unanswered points to go back up by 14 points (54-40) midway through the period.

The Leopards would trim the margin to single digits one last time (55-46) at the 7:50 mark, but the Bulldogs responded with 12 straight points this time to mount as much as a 29-point bulge before settling with the 24-point victory.

Entering the contest ranked third in the NCAA in made 3-pointers per game (11.2/gm) and sixth in three-point percentage (.426), Lafayette was held to just 6-of-25 shooting (.240) from beyond the arc and only 26.4 percent (19-of-72 FGs) overall from the field in the contest.

Ben Hansbrough paced MSU with 17 points, while Jarvis Varnado had his second career double-double with a career-high 16 points and 12 rebounds. Abdullah led all scorers with 21 points.

LAFAYETTE (8-6)

Player	FG	3FG	FT	RB	PF	PT	A	Min
Schmidt	5-9	0-0	0-0	5	2	10	0	19
Betley	2-7	1-2	1-2	8	4	6	0	25
Gruner	2-9	0-2	0-0	6	2	4	3	24
Brown	1-9	1-7	0-0	0	1	3	2	28
Abdullah	5-15	4-9	7-10	3	3	21	2	33
Cummins	0-3	0-2	0-0	2	0	0	0	7
Wheeler	0-0	0-0	0-0	0	0	0	0	4
Kari	1-4	0-1	1-2	2	1	3	0	11
Visockas	1-3	0-1	0-0	3	0	2	0	12
Benbow	0-1	0-1	0-0	2	0	0	1	5
Mintz	1-3	0-0	0-0	1	0	2	0	6
Detmer	0-4	0-0	0-1	2	2	0	0	18
Koltun	1-5	0-0	0-0	6	2	2	0	8
Team				4				

TOTALS 19-72 6-25 9-15 44 17 53 8 200

MISSISSIPPI STATE (9-5)

Player	FG	3FG	FT	RB	PF	PT	A	Min
Gordon	6-19	1-4	2-2	7	1	15	7	33
Varnado	5-5	0-0	6-9	12	1	16	0	26
Hansbrough	6-10	5-8	0-0	4	1	17	4	33
Stewart	2-8	1-5	1-2	3	2	6	1	32
Turner	2-6	1-4	3-4	8	4	8	1	28
R. Johnson	5-6	1-2	0-0	3	2	11	0	14
Begley	0-0	0-0	0-0	0	0	0	0	2
Lupe	0-0	0-0	0-0	1	0	0	0	2
Benock	0-3	0-2	0-0	0	0	0	2	9
B. Johnson	1-1	0-0	2-2	4	2	4	0	11
Augustus	0-1	0-1	0-0	1	0	0	0	2
Bolen	0-1	0-1	0-0	0	0	0	0	3
Bailey	0-2	0-0	0-2	2	1	0	0	5
Team				3				

TOTALS 27-62 9-27 14-21 48 14 77 15 200

Halftime: MSU 37, LC 25. FG%: MSU 43.5%, LC 26.4%. 3FG%: MSU 33.3%, LC 24.0%. FT%: MSU 66.7%, LC 60.0%. Turnovers: MSU 17 (Gordon 6), LC 16 (Betley, Detmer 5). Blocked Shots: MSU 10 (Varnado 5), LC 4 (Abdullah 3). Steals: MSU 8 (B. Johnson 2), LC 9 (Schmidt 3). Officials: Ted Valentine, Bert Smith, Mike Nance. Attendance: 3,044.

GAME #15 RECAP

MSU 61, LSU 39

JAN. 9, 2008 • BATON ROUGE, LA

The Bulldogs opened up conference play with a stout defensive effort by claiming a convincing 61-39 road victory over the short-handed LSU Tigers at the Pete Maravich Assembly Center.

Following an early 2-2 tie one minute into the game, MState (10-5, 1-0) went on a 13-2 spurt to take an 11-point lead (15-4) by the 13:10 mark of the opening period. Playing without the injured tandem of Tasmin Mitchell and Chris Johnson, the Tigers (7-8, 0-1) managed to cut a 12-point deficit late in the period in half as Marcus Thornton bombed in back-to-back 3-pointers within the final minute to bring the home team back to within a six-point margin (25-19) by the intermission.

After Anthony Randolph's three-point play tipped off second-half play to pull the Tigers to within three points, LSU then went nearly six minutes without scoring. In making another 13-2 run over a seven-minute span, the Bulldogs reclaimed their double-digit lead in which they would never again relinquish.

After being held to just seven first-half field goals on only 23 percent shooting, the Tigers fell off that pace in the closing 20 minutes by again hitting only seven shots in 36 second-half attempts for a frigid 19 percent. With the Bulldogs connecting on 54 percent of their second-half attempts and owning a 27-19 advantage on the boards in the half, MSU would easily secure its third straight series win over LSU.

In addition to winning in Baton Rouge for consecutive years for the first time in a decade, MState allowed the fewest points to an SEC opponent since dropping a 38-36 overtime decision to Auburn during the pre-shot clock era of the 1982 SEC Tournament.

With MSU still without injured all-SEC forward Charles Rhodes, Jarvis Varnado stepped up to record a second straight double-double with 13 points and a career-high 17 rebounds to go along with seven blocks. Held to just 14 total field goals as a team on only 21 percent shooting, LSU was led by Thornton's dozen points.

MISSISSIPPI STATE (10-5, 1-0)

Player	FG	3FG	FT	RB	PF	PT	A	Min
Gordon	5-13	1-4	2-3	6	2	13	1	37
Varnado	6-10	0-0	1-4	17	2	13	0	25
Hansbrough	3-7	1-5	0-0	7	3	7	4	30
Stewart	2-6	1-4	6-8	6	3	11	5	35
Turner	2-6	0-2	0-0	3	3	4	1	34
R. Johnson	3-4	0-1	0-0	3	0	6	0	12
Begley	0-0	0-0	0-0	0	0	0	0	1
Lupe	0-0	0-0	0-0	1	0	0	0	1
Benock	1-1	1-1	0-0	0	0	3	0	8
B. Johnson	0-0	0-0	0-0	0	1	0	0	9
Augustus	1-2	0-1	0-0	0	0	2	0	1
Bolen	0-0	0-0	0-0	2	0	0	0	1
Bailey	1-1	0-0	0-2	1	1	2	0	6
Team				1				

TOTALS 24-50 4-18 9-17 47 15 61 11 200

LSU (7-8, 0-1)

Player	FG	3FG	FT	RB	PF	PT	A	Min
Randolph	4-13	0-0	2-5	9	3	10	0	26
M. Thornton	2-14	2-6	6-6	7	1	12	0	33
Spencer	0-6	0-4	0-0	2	0	0	0	19
Martin	2-11	0-4	0-0	1	2	4	2	26
Temple	2-7	0-1	0-0	3	2	4	1	37
Mason	3-9	0-0	1-2	3	3	7	0	29
Green	1-2	0-0	0-0	0	1	2	0	12
Farrar	0-4	0-2	0-0	4	1	0	1	15
Q. Thornton	0-0	0-0	0-0	0	1	0	0	3
Team				7				

TOTALS 14-66 2-17 9-13 36 14 39 4 200

Halftime: MSU 25, LSU 19. FG%: MSU 48.0%, LSU 21.2%. 3FG%: MSU 22.2%, LSU 11.8%. FT%: MSU 52.9%, LSU 69.2%. Turnovers: MSU 17 (Gordon, Bailey 3), LSU 9 (Temple 3). Blocked Shots: MSU 10 (Varnado 7), LSU 4 (Randolph 2). Steals: MSU 5 (Turner 2), LSU 6 (Mason 3). Officials: Mike Stuart, Rick Hartzell, Antinio Petty. Attendance: 7,843.

GAME #16 RECAP

MSU 60, GEORGIA 49

JAN. 12, 2008 • STARKVILLE, MS

The homestanding Bulldogs notched their sixth consecutive victory of the season by successfully opening up their SEC home slate with a 60-49 win over the Bulldogs of Georgia at MSU's Humphrey Coliseum.

MState (11-5, 2-0) scored the game's first seven points and later still led by six points (16-10) with 7:12 remaining in the low-scoring first half of play. Georgia (9-5, 0-1) claimed its first lead of the contest at 22-20 with 3:19 left following back-to-back driving layups by Sundiata Gaines and a jumper by Corey Butler. MSU countered with dunks by all-SEC standouts Charles Rhodes and Jamont Gordon to take back a 27-24 advantage heading into halftime.

After Butler opened the second stanza with consecutive jumpers to put UGA back on top by a single point (28-27), MState went on an 18-2 run over the next seven minutes to break out to a 15-point cushion (45-30) by the 11:23 mark. Georgia responded by scoring nine unanswered points within a four-minute span to cut the deficit to a half-dozen points (45-39) with 7:42 remaining.

A Riley Benock 3-pointer at the 5:21 mark ended a six-minute scoring drought by MSU. State would go on to build an 11-point margin (50-39) before Georgia scored five straight points to pull to within six points (50-44) again with 1:55 left. A Terrance Woodbury 3-pointer with 49 seconds remaining would bring UGA to within a half-dozen points (53-47) one last time before the home team connected on 7-of-8 charity tosses over the final 43 seconds to seal the 11-point triumph and give MState its ninth win in 10 SEC home openers during the Rick Stansbury era.

In setting a new school record with 16 blocks on the day (10 by Jarvis Varnado), MSU held its third straight opponent to less than 30 percent shooting as UGA struggled with 16-of-65 (24.6%) from the field and just 3-of-17 (18%) from the arc.

Gordon and Gaines had 15 points apiece to lead the respective teams. Varnado added nine points and nine rebounds for the winners.

GEORGIA (9-5, 0-1)

<u>Player</u>	<u>FG</u>	<u>3FG</u>	<u>FT</u>	<u>RB</u>	<u>PF</u>	<u>PT</u>	<u>A</u>	<u>Min</u>
Woodbury	1-10	1-4	3-4	4	4	6	1	23
Bliss	1-3	0-0	0-0	4	2	2	0	21
Gaines	5-18	1-6	4-7	6	4	15	1	33
Butler	4-7	0-1	1-2	5	3	9	2	31
Humphrey	1-8	1-3	2-3	7	5	5	1	36
Barnes	0-1	0-0	0-0	2	1	0	0	4
Swansey	1-5	0-2	0-0	2	1	2	1	15
Brewer	0-2	0-1	0-0	3	0	0	0	8
Jackson	1-2	0-0	0-0	2	0	2	0	10
Price	2-9	0-0	4-6	3	1	8	0	19
<i>Team</i>				6				
TOTALS	16-65	3-17	14-22	44	21	49	6	200

MISSISSIPPI STATE (11-5, 2-0)

<u>Player</u>	<u>FG</u>	<u>3FG</u>	<u>FT</u>	<u>RB</u>	<u>PF</u>	<u>PT</u>	<u>A</u>	<u>Min</u>
Gordon	6-12	0-3	3-3	9	3	15	2	33
Varnado	4-5	0-0	1-1	9	3	9	0	21
Hansbrough	2-6	1-3	1-2	2	3	6	2	36
Stewart	3-13	0-5	3-5	5	4	9	2	36
Turner	2-7	2-6	1-2	9	3	7	2	37
R. Johnson	0-2	0-1	0-0	1	0	0	0	6
Benock	1-2	1-2	3-4	1	0	6	1	10
B. Johnson	0-1	0-0	0-0	1	0	0	1	9
Rhodes	4-5	0-0	0-2	3	1	8	0	12
<i>Team</i>				1				
TOTALS	22-53	4-20	12-19	41	17	60	10	200

Halftime: MSU 27, UGA 24. FG%: MSU 41.5%, UGA 24.6%. 3FG%: MSU 20.0%, UGA 17.6%. FT%: MSU 63.2%, UGA 63.6%. Turnovers: MSU 16 (Three with 4), UGA 14 (Gaines, Price 3). Blocked Shots: MSU 16 (Varnado 10), UGA 1 (Jackson 1). Steals: MSU 6 (Stewart, Turner 2), UGA 11 (Humphrey 4). Officials: J.B. Caldwell, John Hampton, Mark Whitehead. Attendance: 8,713.

MISSISSIPPI STATE HEAD BASKETBALL COACH RICK STANSBURY

Now in his 10th season as head coach of the Mississippi State Bulldogs, Rick Stansbury surpassed his former mentor **Richard Williams** to become the all-time winningest basketball coach in school history with MSU's 95-70 road victory over Texas A&M-Corpus Christi on Dec. 21. Stansbury previously spent eight seasons on Williams' State staff prior to being named his successor in 1998.

In his 19th season overall with the MSU hoops program, Stansbury has now been associated with 11 postseason tournament teams (7 NCAA & 4 NIT), two SEC Tournament title clubs and six regular-season league/divisional championship squads. With a 10-year head coaching record of 196-109 (.643), Stansbury presently ranks 18th among the all-time winningest SEC men's basketball coaches by percentage as well as standing 21st all-time in the league by victories.

During his 10 seasons at the Mississippi State helm, Stansbury has doubled the school's all-time postseason tournament appearances from seven to 14 with four consecutive NCAA Tournament berths (2002-05) along with last year's third NIT showing (2007, '01 & '99). With six 20-win seasons under Stansbury's guidance, MSU has also claimed an overall SEC championship (2004), three SEC West crowns (2007, '04 & '03) and an SEC Tournament title (2002) over the past six seasons.

With his 2006-07 MSU team securing the school's seventh postseason tournament appearance (4 NCAA & 3 NIT) in his first nine seasons at the State helm, Stansbury most recently guided the 21-14 Bulldogs to a berth in last year's NIT Semifinals as well as a third SEC West title in the last five years.

Three years ago in 2004-05, Stansbury further extended all-time school marks by directing the 23-11 Bulldogs to a fourth consecutive NCAA Tournament appearance as well as a fourth straight 20-win season. Prior to the current decade, the Bulldogs had neither previously reached 20 wins in three straight seasons, made four consecutive postseason tournaments nor earned three straight NCAA Tournament berths in the program's basketball history.

During the 2003-04 season, Stansbury guided State to its first outright SEC title since 1962-63 with a 14-2 league mark en route to posting a 26-4 overall record (12-0 on the road) and earning a school-first third straight NCAA Tournament appearance. In doing so, Stansbury was named The Associated Press SEC Coach of the Year, while earning district coaching honors from both the National Association of Basketball Coaches and United States Basketball Writers Association. He piloted the 21-10 Bulldogs to an NCAA Tournament berth in 2002-03 after advancing to the title game of the SEC Tournament for a second consecutive year.

In his rookie season at the Bulldog helm (1998-99), Stansbury became the school's all-time winningest first-year head basketball coach (20-13). During the 2001-02 season, he directed MSU to a school-record 27 wins, including an SEC Tournament title and NCAA appearance.

Previously as an eight-year assistant/associate head coach on Williams' staff, Stansbury played an integral role in helping guide Mississippi State University to three NCAA Tournaments, including a Final Four berth in 1996 and Sweet 16 showing in 1995, one NIT appearance (1994), one SEC Tournament title (1996), one regular-season SEC overall co-championship (1991), and back-to-back SEC Western Division crowns in 1995 and 1996.

Prior to his move to Starkville, Stansbury served a six-year stint (1985-90) as an assistant coach at Austin Peay State. Born in Louisville, Ky., and raised in Brandenburg, Ky., he is a 1982 graduate of Campbellsville (Ky.) College and was inducted into his alma mater's Athletic Hall of Fame in 2003. Stansbury then went on to earn a master's degree in 1984 from Cumberland (Ky.) College. Stansbury, 48, is married to the former Meo Mellen of Roanoke, Va., and they are the proud parents of three sons - Isaac, 8, Noah, 5, and Luke, 3.

RICK STANSBURY'S CAREER RECORD AS AN ASSISTANT COACH

<u>Season (School)</u>	<u>W-L</u>	<u>Pct.</u>	<u>Postseason Highlights</u>	<u>Conference Highlights</u>
1981-82 (Campbellsville)	12-13	.480		
1983-84 (Cumberland)	31-5	.861	NAIA Tourney (2nd Round)	Won KMAC Tourney championship
2-year NAIA totals	43-18	.705	Also helped Campbellsville to NAIA Tourney as a senior (1980-81)	
1984-85 (Austin Peay)	8-19	.296		
1985-86 (Austin Peay)	14-14	.500		
1986-87 (Austin Peay)	20-12	.625	NCAA Tourney (2nd Round)	Won OVC Tourney championship
1987-88 (Austin Peay)	17-13	.567	OVC Tourney runners-up	T-3rd in OVC with 10-4 record
1988-89 (Austin Peay)	18-12	.600	OVC Tourney runners-up	3rd in OVC with 8-4 record
1989-90 (Austin Peay)	10-19	.345		
6-year APSU totals	87-89	.494	1 NCAA bid; 1 OVC tourney title & 2 OVC trny runner-up finishes	
1990-91 (Miss. State)	20-9	.690	NCAA Tourney (1st Round)	T-1st in SEC with 13-5 record
1991-92 (Miss. State)	15-13	.536		
1992-93 (Miss. State)	13-16	.448		
1993-94 (Miss. State)	18-11	.621	NIT (1st Round)	3rd in SEC West with 9-7 record
1994-95 (Miss. State)	22-8	.733	NCAA Sweet 16	T-1st in SEC West with 12-4 record
1995-96 (Miss. State)	26-8	.765	NCAA Final Four	1st in SEC West; Won SEC Trny title
1996-97 (Miss. State)	12-18	.400		
1997-98 (Miss. State)	15-15	.500		
8-year MSU totals	141-98	.590	3 NCAA & 1 NIT; 1 SEC Tourney title; 3 reg-season league titles	
14-year NCAA totals	228-187	.549	4 NCAA & 1 NIT; 2 league trny titles; 3 reg-season league titles	
16-year overall totals	271-205	.569	4 NCAA, 1 NIT & 1 NAIA Tournament berths; 3 league trny titles	

RICK STANSBURY'S CAREER RECORD AS MSU HEAD COACH

<u>Season</u>	<u>Overall</u>	<u>SEC/Finish</u>	<u>Postseason Highlights</u>	<u>Conference Highlights</u>
1998-99 (MSU)	20-13 .606	8-8/T-3rd (W)	NIT (1st Round)	Semis of SEC Tournament
1999-00 (MSU)	14-16 .467	5-11/T-5th (W)		
2000-01 (MSU)	18-13 .581	7-9/T-4th (W)	NIT (Quarterfinals)	
2001-02 (MSU)	27-8 .771	10-6/2nd (W)	NCAA Tourney (2nd Round)	2nd in SEC West; Won SEC Trny title
2002-03 (MSU)	21-10 .677	9-7/1st (W)	NCAA Tourney (1st Round)	1st in SEC West; Finals of SEC Tourney
2003-04 (MSU)	26-4 .867	14-2/1st	NCAA Tourney (2nd Round)	1st in SEC; 1st in SEC West
2004-05 (MSU)	23-11 .676	9-7/3rd (W)	NCAA Tourney (2nd Round)	4th straight winning season in SEC play
2005-06 (MSU)	15-15 .500	5-11/4th (W)		
2006-07 (MSU)	21-14 .600	8-8/T-1st (W)	NIT (Semifinals)	T-1st in SEC West; Semis of SEC Trny
2007-08 (MSU)	11-5 .688	2-0		
10-year totals	196-109 .643	77-69 (.527)	4 NCAA & 3 NIT; 1 SEC title; 3 SEC West titles; 1 SEC tourney title	

RICK STANSBURY'S CAREER RECORD AS A COLLEGIATE COACH

18-year MSU totals	337-207	.619	7 NCAA & 4 NIT; 2 SEC & 5 SEC West titles; 2 SEC Tourney titles	
24-year NCAA totals	424-296	.589	8 NCAA & 4 NIT; 2 SEC & 5 SEC West titles; 3 league tourney titles	
26-year overall totals	467-314	.598	8 NCAA, 4 NIT & 1 NAIA Trny; 2 SEC/5 West titles; 4 league trny titles	

MSU COACHING LEADERS

OVERALL COACHING WINS

<u>Coach (Tenure)</u>	<u>Record</u>
1. Rick Stansbury (1999-present)	196-109
2. Richard Williams (1987-98)	191-163
3. Babe McCarthy (1956-65)	169-85
4. E.C. Hayes (1912-24)	124-54
5. Kermit Davis (1971-77)	91-91
6. Stanfield Hitt (1940-47)	68-69
7. Paul Gregory (1948-55)	58-100
8. Bob Boyd (1982-86)	55-87
9. Joe Dan Gold (1966-70)	51-74
10. Frank Carideo (1936-39)	43-39

OVERALL WINNING PERCENTAGE

<u>Coach (Tenure)</u>	<u>Pct.</u>	<u>W-L</u>
1. E.C. Hayes (1912-24)697	124-54
2. Bernie Bierman (1926-27)674	31-15
3. Ron Greene (1978)667	18-9
4. Babe McCarthy (1956-65)665	169-85
5. Rick Stansbury (1999-present)643	196-109
6. K.P. Gatchell (1925)609	14-9
7. Edwin Hale (1934-35)541	20-17
8. Richard Williams (1987-98)540	191-163
9. Frank Carideo (1936-39)524	43-39
10. Kermit Davis (1971-77)500	91-91
T.H. Werner (1909)500	5-5

OVERALL GAMES COACHED

<u>Coach (Tenure)</u>	<u>GC</u>	<u>Record</u>
1. Richard Williams (1987-98)	354	191-163
2. Rick Stansbury (1999-present)	305	196-109
3. Babe McCarthy (1956-65)	254	169-85
4. Kermit Davis (1971-77)	182	91-91
5. E.C. Hayes (1912-24)	178	124-54
6. Paul Gregory (1948-55)	158	58-100
7. Bob Boyd (1982-86)	142	55-87
8. Stanfield Hitt (1940-47)	137	68-69
9. Joe Dan Gold (1966-70)	125	51-74
10. Ray G. Dauber (1928-33)	90	37-53

SEC COACHING WINS

<u>Coach (Tenure)</u>	<u>Record</u>
1. Richard Williams (1987-98)	89-113
2. Babe McCarthy (1956-65)	88-54
3. Rick Stansbury (1999-present)	77-69
4. Kermit Davis (1971-77)	44-82
5. Stanfield Hitt (1940-47)	41-55
6. Paul Gregory (1948-55)	33-83
7. Joe Dan Gold (1966-70)	32-56
8. Bob Boyd (1982-86)	29-61
9. Frank Carideo (1936-39)	27-31
10. Jim Hatfield (1979-81)	21-33

SEC WINNING PERCENTAGE

<u>Coach (Tenure)</u>	<u>Pct.</u>	<u>W-L</u>
1. Ron Greene (1978)722	13-5
2. Babe McCarthy (1956-65)620	88-54
3. Rick Stansbury (1999-present)527	77-69
4. Frank Carideo (1936-39)466	27-31
5. Richard Williams (1987-98)441	89-113
6. Stanfield Hitt (1940-47)427	41-55
7. Edwin Hale (1934-35)409	9-13
8. Jim Hatfield (1979-81)389	21-33
9. Joe Dan Gold (1966-70)364	32-56
10. Kermit Davis (1971-77)349	44-82

MISSISSIPPI STATE SUPERLATIVES DURING RICK STANSBURY ERA (1998-2008)

TEAM SUPERLATIVES

Most Points Scored (Game):
107 vs Arkansas-Pine Bluff (11-23-99)

Most Points Scored (SEC Game):
105 vs Auburn (3-2-04)

Most Points Scored (1st Half):
56 vs Alabama A&M (12-2-02)

Most Points Scored (1st Half-SEC Game):
53 vs Auburn (3-2-04)

Most Points Scored (2nd Half):
61 vs Nicholls State (11-21-04)

Most Points Scored (2nd Half-SEC Game):
56 vs Auburn (1-20-07)

Largest Winning Margin (Game):
+52 vs Ark.-Pine Bluff [105-53] (11-17-98)

Largest Winning Margin (SEC Game):
+37 vs Auburn [90-53] (1-5-05)

Largest Losing Margin (Game):
-49 at Alabama [98-49] (1-18-05)

Largest Losing Margin (SEC Game):
-49 at Alabama [98-49] (1-18-05)

Most Field Goals Made (Game):
45 vs ULM (12-15-01) & Nicholls (11-17-01)

Most Field Goals Made (SEC Game):
40 vs Auburn (3-2-04)

Most Field Goal Attempts (Game):
83 vs Mississippi Valley State (11-21-00)

Most Field Goal Attempts (SEC Game):
78 vs Kentucky (2-10-01)

Highest Field-Goal Percentage (Game):
66.0 [33-50] vs Nicholls (11-11-06)

Highest Field-Goal Percentage (SEC Game):
62.7 [32-51] vs LSU (1-26-02)

Highest FG Pct. (One Half-Game):
72.2 [13-18] vs Mississippi-2ndH (3-14-03)

Highest FG Pct. (One Half-SEC Game):
72.2 [13-18] vs Mississippi-2ndH (3-14-03)

Most 3-pt Field Goals Made (Game):
14, 3 times (last: vs Santa Clara 12-3-05)

Most 3-pt Field Goals Made (SEC Game):
14 vs Auburn (3-2-04) & Alabama (3-4-00)

Most 3-pt Field Goal Attempts (Game):
35 vs Nicholls State (11-21-04)

Most 3-pt Field Goal Attempts (SEC Game):
30, four times (last: vs Alabama 3-4-07)

Most Free Throws Made (Game):
33 vs Ark. St. (12-8-01) & UL Laf. (12-28-00)

Most Free Throws Made (SEC Game):
32 vs Arkansas (2-27-02) & Miss. (1-27-01)

Most Free Throw Attempts (Game):
48 vs Arkansas-Little Rock (11-21-01)

Most Free Throw Attempts (SEC Game):
45 vs Arkansas (2-27-02)

Most Rebounds (Game):
75 vs Mississippi Valley State (11-21-00)

Most Rebounds (SEC Game):
56 at Alabama (3-6-04)

Most Offensive Rebounds (Game):
31 vs Mississippi Valley State (11-21-00)

Most Offensive Rebounds (SEC Game):
29 at Ala. (3-6-04) & vs Ky. (2-10-01)

Most Defensive Rebounds (Game):
44 vs Mississippi Valley State (11-21-00)

Most Defensive Rebounds (SEC Game):
36, three times (last: at LSU 1-9-08)

Largest Rebound Margin (Game):
+38 [59-21] vs Jacksonville St. (12-22-04)

Largest Rebound Margin (SEC Game):
+25 [46-21] vs Arkansas (2-27-02)

Most Assists (Game):
31 vs Louisiana-Monroe (12-15-01)

Most Assists (SEC Game):
25 vs Alabama (3-4-07)

Most Turnovers (Game):
29 vs Nicholls (11-11-06)

Most Turnovers (SEC Game):
24, three times (last: at Florida 1-11-06)

Fewest Turnovers (Game):
4 vs Louisiana Tech (11-10-07)

Fewest Turnovers (SEC Game):
6 at Alabama (2-7-07)

Most Blocked Shots (Game):
16 vs Georgia (1-12-08)

Most Blocked Shots (SEC Game):
16 vs Georgia (1-12-08)

Most Steals (Game):
20 vs Nicholls State (11-17-01)

Most Steals (SEC Game):
15 vs Vanderbilt (2-5-03)

Most Personal Fouls (Game):
30 vs South Carolina (2-16-00)

Most Personal Fouls (SEC Game):
30 vs South Carolina (2-16-00)

MISC. TEAM STATS (ALL GMS)

Largest Lead Surrendered in Loss:
21 vs Northwestern St. [4 times] (11-26-05)

Largest Halftime Lead Surrendered in Loss:
21 vs Northwestern St. [39-18] (11-26-05)

Largest Deficit Overcome in Win:
20 vs Kentucky [30-10] (1-5-02)

Largest Halftime Deficit Overcome in Win:
16 at Alabama [47-31] (3-6-04) &
16 vs Kentucky [40-24] (1-5-02)

Largest Lead at Any Time:
55 vs Ark.-Pine Bluff [103-48] (11-17-98)

Largest Deficit at Any Time:
49 at Alabama [98-49] (1-18-05)

MISC. TEAM STATS (SEC GMS)

Largest Lead Surrendered in Loss:
17 vs Alabama [36-19] (1-15-03)

Largest Halftime Lead Surrendered in Loss:
15 vs LSU [37-22] (2-13-02)

Largest Deficit Overcome in Win:
20 vs Kentucky [30-10] (1-5-02)

Largest Halftime Deficit Overcome in Win:
16 at Alabama [47-31] (3-6-04) &
16 vs Kentucky [40-24] (1-5-02)

Largest Lead at Any Time
39 vs Auburn [85-46] (2-16-02)

Largest Deficit at Any Time
49 at Alabama [98-49] (1-18-05)

RECORD WHEN MSU...

Leads at Halftime157-25

Trails at Halftime31-79

Is Tied at Halftime8-5

Shoots 45% or better from field137-28

Shoots less than 45% from field59-81

Opp. shoots less than 45% from field ..160-48

Opp. shoots 45% or better from field ..36-61

Outrebounds (or ties) the opponent ..162-64

Is outrebounded by the opponent34-45

Commits fewer TOs than opponent84-27

Commits more TOs than opponent94-77

Commits same # of TOs as opponent ...18-5

Wins the opening tip-off126-59

Loses the opening tip-off70-50

Holds opp. to 65 points or less123-22

Involved in gms W/L by 5 pts or less ...40-40

MSU'S RECORD IN...

All Games196-109

Home Games116-27

Road Games42-57

Neutral-site Games38-25

Non-SEC Games110-32

Non-SEC Home Games62-8

Non-SEC Road Games19-7

Non-SEC Neutral-site Games29-17

SEC Regular-Season Games76-69

SEC Home Games54-19

SEC Road Games23-50

Games vs. SEC Western Division56-41

Games vs. SEC Eastern Division30-36

In-season Tournament Games15-12

SEC Tournament Games9-8

Postseason Tournament Games8-7

NCAA Tournament Games3-4

NIT (Postseason) Games5-3

Exhibition Games17-2

November Games36-12

December Games61-12

January Games36-36

February Games37-30

March Games26-19

Monday Games15-4

Tuesday Games14-12

Wednesday Games49-30

Thursday Games12-7

Friday Games11-6

Saturday Games87-40

Sunday Games8-10

Overtime Games9-7

Television Games85-73

Games vs. Ranked Opponents15-41

LAST TIME AN MSU PLAYER...

Scored 25 or more points in a game:
26, Charles Rhodes at TAMUCC (12-21-07)

Scored 27 or more points in a game:
27, Jamont Gordon at Alabama (2-7-07)

Scored 28 or more points in a game:
30, Winsome Frazier vs. UMKC (11-23-04)

Scored 31 or more points in a game:
32, Mario Austin vs. Kentucky (1-5-02)

Scored 33 or more points in a game:
35, Darryl Wilson vs. Alabama (3-4-95)

Scored 36 or more points in a game:
36, Jeff Malone at Mississippi (2-19-83)

Scored 37 or more points in a game:
39, Jeff Malone vs. Alabama (1-31-83)

Scored 40 or more points in a game:
40, Rickey Brown vs. Auburn (3-7-77)

Scored 20+ points in two consecutive games:
Charles Rhodes (25 vs. Miami [OH] & 22 vs. Murray State, 2007-08)

Scored 20+ points in three consecutive games:
Lawrence Roberts (25 vs. Virginia Tech; 22 vs. Jacksonville State; 25 vs. Florida A&M & 20 at Xavier, 2004-05)

Scored 20+ points in five consecutive games:
Jeff Malone, 1982-83 (11 consecutive games)

Scored 30 or more points in back-to-back games:
Jeff Malone (33 at LSU & 36 at Mississippi, 1982-83)

Scored 30+ points in three consecutive games:
Jeff Malone (33 at LSU; 36 at Mississippi & 30 vs. Georgia, 1982-83)

Made 10 or more field goals in a game:
10, Charles Rhodes at TAMUCC (12-21-07)

Made 11 or more field goals in a game:
11, Charles Rhodes vs. Miami [OH] (11-25-07)

Made 12 or more field goals in a game:
12, Lawrence Roberts vs. UT Martin (11-22-03)

Made 13 or more field goals in a game:
13, Horatio Webster vs. SW Missouri St. (11-23-97)

Made 14 or more field goals in a game:
14, Cameron Burns at Georgia (1-17-90)

Made 15 or more field goals in a game:
16, Raymond Brown vs. Florida (3-2-85)

Attempted 20 or more field goals in a game:
20, Dietric Slater at Georgia (2-24-07)

Attempted 21 or more field goals in a game:
22, Timmy Bowers at Alabama (3-6-04)

Attempted 23 or more field goals in a game:
24, Horatio Webster vs. UT Martin (12-20-97)

Attempted 25 or more field goals in a game:
25, Chuck Evans at Alabama (3-6-93)

Attempted 26 or more field goals in a game:
26, Tony Watts at Mississippi (2-22-92)

Attempted 27 or more field goals in a game:
28, Jeff Malone vs. Vanderbilt (1-8-83)

Made five or more 3-pointers in a game:
5, Ben Hansbrough vs. Lafayette (1-5-08)

Made six or more 3-pointers in a game:
6, Reginald Delk at Georgia (2-24-07)

Made seven or more 3-pointers in a game:
7, Reginald Delk at Arkansas (3-1-06)

Made eight or more 3-pointers in a game:
8, Winsome Frazier vs. UMKC (11-23-04)

Attempted 10 or more 3-pointers in a game:
10, Ben Hansbrough at South Alabama (12-15-07)

Attempted 11 or more 3-pointers in a game:
11, Barry Stewart at Miami [FL] (12-11-06)

Attempted 12 or more 3-pointers in a game:
12, Jamall Edmondson vs. Kentucky (2-1-06)

Attempted 13 or more 3-pointers in a game:
15, Winsome Frazier vs. UMKC (11-23-04)

Attempted 16 or more 3-pointers in a game:
17, Darryl Wilson vs. Alabama (3-4-95)

Made 10 or more free throws in a game:
11, Jamont Gordon at Arkansas (2-28-07)

Made 12 or more free throws in a game:
14, Lawrence Roberts vs. Mississippi (2-7-04)

Made 15 or more free throws in a game:
18, Rich Knarr vs. Auburn (2-19-73)

Attempted 13 or more free throws in a game:
16, Jamont Gordon at Arkansas (2-28-07)

Attempted 17 or more free throws in a game:
18, Lawrence Roberts vs. Mississippi (2-7-04)

Had 15 or more rebounds in a game:
17, Jarvis Varnado at LSU (1-9-08)

Had 18 or more rebounds in a game:
19, Charles Rhodes vs. Auburn (2-4-06)

Had 20 or more rebounds in a game:
21, Wesley Morgan vs. Southeastern La. (11-28-05)

Had 22 or more rebounds in a game:
23, Rickey Brown vs. Vanderbilt (12-6-79)

Had 10 or more offensive rebounds in a game:
10, Wesley Morgan vs. Southeastern La. (11-28-05)

Had 10 or more defensive rebounds in a game:
12, Jarvis Varnado at LSU (1-9-08)

Had 10 or more assists in a game:
10, Jamont Gordon vs. Bradley (3-17-07)

Had 11 or more assists in a game:
14, Gary Ervin vs. Florida A&M (12-20-04)

Had 15 or more assists in a game:
16, Chuck Evans at Mo.-Kansas City (2-23-93)

Had 10 or more turnovers in a game:
10, Charles Rhodes vs. Nicholls (11-11-06)

Had five or more blocks in a game:
10, Jarvis Varnado vs. Georgia (1-12-08)

Had five or more steals in a game:
5, Barry Stewart vs. Florida State (3-20-07)

Had six or more steals in a game:
6, Dietric Slater at Georgia (2-24-07)

LAST TIME AN MSU TEAM...

Scored 100 or more points:
101 vs. Bradley (3-17-07)

Allowed 100 or more points:
115 at Arkansas (2-20-93)

Was held to 60 points or less:
60 vs. Georgia (1-12-08)

Was held to 59 points or less:
58 vs. Miami [FL] (12-13-07)

Was held to 57 points or less:
49 vs. Southern Illinois (11-23-07)

Was held to 48 points or less:
44 vs. South Carolina (3-9-06)

Held opponent to 60 points or less:
49 by Georgia (1-12-08)

Held opponent to 48 points or less:
39 by LSU (1-9-08)

Held opponent to 38 points or less:
37 by Loyola Marymount (11-13-06)

Shot 55 percent or better from the field:
.586 [34-58] at Loyola Marymount (12-19-07)

Shot better than 59 percent from the field:
.660 [33-50] vs. Nicholls (11-11-06)

Was held to 35 percent or less from the field:
.317 [20-63] at Arkansas (2-28-07)

Was held to less than 31 percent from the field:
.255 [14-55] vs. Southeastern Louisiana (11-28-05)

Held opponent to 35 percent or less from field:
.246 [16-65] by Georgia (1-12-08)

Held opponent to less than 24 percent from field:
.212 [14-66] by LSU (1-9-08)

Held opponent to less than 21 percent from field:
.207 [12-58] by Loyola Marymount (11-13-06)

Made 35 or more field goals:
39 vs. Bradley (3-17-07)

Made 40 or more field goals:
40 vs. Auburn (3-2-04)

Attempted 70 or more shots from the field:
71 vs. Louisiana Tech (11-10-07)

Attempted 72 or more shots from the field:
73 vs. Bradley (3-17-07)

Attempted 74 or more shots from the field:
75 vs. Troy (12-10-05)

Attempted 40 or fewer shots from the field:
39 vs. Vanderbilt (2-12-05)

Made 10 or more 3-pointers:
10 vs. UT Martin (11-17-07)

Made 11 or more 3-pointers:
12 vs. Bradley (3-17-07)

Made 13 or more 3-pointers:
13 vs. LSU (2-3-07)

Made 14 or more 3-pointers:
14 vs. Santa Clara (12-3-05)

Did not make a 3-pointer:
[0-11] at Alabama (1-18-05)

Attempted 25 or more 3-pointers:
27 vs. Lafayette (1-5-08)

Attempted 28 or more 3-pointers:
30 at South Alabama (12-15-07)

Attempted 31 or more 3-pointers:
33 vs. Troy (12-10-05)

Made 30 or more free throws:
30 vs. Arkansas (1-15-05)

Made fewer than five free throws:
1 at Kentucky (1-13-07)

Attempted 40 or more free throws:
41 vs. Charlotte (11-29-06)

Attempted fewer than 10 free throws:
9 vs. Southern Illinois (11-23-07)

Had 50 or more rebounds:
50 vs. UT Martin (11-17-07)

Had 51 or more rebounds:
51 vs. Clemson (11-15-07)

Had 52 or more rebounds:
56 vs. Jacksonville State (12-15-05)

Had 20 or more assists:
25 at Loyola Marymount (12-19-07)

Had 20 or more turnovers:
22 at Loyola Marymount (12-19-07)

Had 23 or more turnovers:
25 vs. UT Martin (11-17-07)

Had 26 or more turnovers:
29 vs. Nicholls (11-11-06)

Had fewer than 10 turnovers:
4 vs. Louisiana Tech (11-10-07)

Had 10 or more blocked shots:
16 vs. Georgia (1-12-08)

Had 10 or more steals:
14 at Loyola Marymount (12-19-07)

Had 15 or more steals:
15 vs. Florida State (3-20-07)

Had 16 or more steals:
20 vs. Nicholls State (11-17-01)

Had five players score 10+ points in same game:
6 vs. Florida State (3-20-07)

Had a player record a double-double:
Jarvis Varnado (13 pts/17 rebs) at LSU (1-9-08)

Had a player record back-to-back double-doubles:
Jarvis Varnado vs. Lafayette (16 pts/12 rebs) & at LSU (13 pts/17 rebs, 2007-08)

Had a player record three straight double-doubles:
Dietric Slater vs. Mississippi (16p/13r); at Auburn (15p/11r) & vs. Georgia (22p/10r, 2005-06)

Had two players w/double-doubles in same game:
Gordon (25p/11r) & Rhodes (15/10) at Tenn. (1-7-07)

Had a player record a triple-double:
Jamont Gordon (15p/12r/10a) vs. Vandy (2-21-07)



44 JAMONT GORDON 44

6-4 • 230 • JR. • G/F
NASHVILLE, TN (OAK HILL ACADEMY)

Preseason All-America candidate and consensus All-SEC First Team selection as a junior for the Bulldogs... Named to the preseason watch lists for the John R. Wooden Award, Bob Cousy Award (nation's top point guard) and Naismith Trophy... Averaging 15.4 points, 6.9 rebounds and 4.7 assists over his 81-game MState career (all starts)... Currently stands 14th on MSU's all-time scoring list with 1,247 career points (10 pts shy of 13th-place Jack Bouldin)... Ranks fifth on MState's all-time chart with 383 career assists... Has now scored in double figures in 72 of 81 career MSU outings (15 of 16 gms this year)... Owns 11 career double-doubles, including this year's effort of 23 points and 12 rebounds against Clemson... Also has a triple-double to his credit - the second in school history - with 15 points, 12 rebounds and 10 assists during last year's home win over Vanderbilt... Ranks seventh in the SEC in scoring (career-high 17.1 ppg), seventh in assists (4.19 apg) and 12th in rebounding (6.6 rpg) this season... Owns six 20-point efforts on the year (17 for his career), including season-high 25 points vs. both Southeastern Louisiana and Loyola Marymount... Hitting only 2-of-16 treys (13%) since 5-of-7 three-point outing at Loyola Marymount (Dec. 19)... Was but 2-of-22 (9%) from beyond the arc in five-game span prior to the LMU contest... Has totalled only three assists in last two games... Named to this year's Anaheim Classic All-Tournament Team.

JAMONT GORDON'S GAME-BY-GAME STATS (2007-08)

Opponent	FG	3FG	FT	Reb	PF	Pts	Ass	TO	BS	Stl	Min
LA. TECH *	7-14	3-7	4-4	5	1	21	3	2	0	2	29
CLEMSON *	7-16	3-9	6-10	12	4	23	3	6	0	1	33
UT MARTIN *	4-8	2-4	0-1	4	1	10	6	3	2	1	29
UC Irvine *	7-12	1-2	0-2	6	4	15	4	5	2	1	25
Southern Illinois *	7-12	4-8	2-2	4	3	20	2	5	0	0	35
Miami (OH) *	6-17	0-5	6-7	6	1	18	4	3	2	2	40
MURRAY ST. *	5-12	0-3	5-6	4	1	15	4	2	0	1	30
SE LOUISIANA *	8-18	1-3	8-10	7	1	25	4	3	1	1	32
MIAMI (FL) *	7-19	1-5	3-5	9	3	18	5	6	0	0	38
@South Alabama *	1-14	0-6	5-8	13	3	7	5	5	0	2	35
@Loyola M'ount *	9-14	5-7	2-5	3	2	25	7	3	0	3	30
@TAMU-CC *	4-8	0-1	5-6	2	2	13	5	1	0	2	24
MISSOURI *	8-17	0-4	4-5	8	3	20	5	3	2	0	38
Lafayette *	6-19	1-4	2-2	7	1	15	7	6	0	1	33
@LSU *	5-13	1-4	2-3	6	2	13	1	3	2	1	37
GEORGIA *	6-12	0-3	3-3	9	3	15	2	4	2	0	33
KENTUCKY											
@Alabama											
MISSISSIPPI											
@Arkansas											
TENNESSEE											
ALABAMA											
@Auburn											
ARKANSAS											
@Mississippi											
@South Carolina											
AUBURN											
@Florida											
@Vanderbilt											
LSU											

SEASON HIGH	JAMONT GORDON	CAREER HIGH
25, 2x (last: at LMU 12-19-07)	Pts	27 at Alabama (2-7-07)
13 at South Alabama (12-15-07)	Rebs	13, 2x (last: at South Alabama 12-15-07)
7, 2x (last: vs Lafayette 1-5-08)	Ass	10, 2x (last: vs Bradley 3-17-07)
2, 6x (last: vs Georgia 1-12-08)	Blks	3 at Clemson (11-21-06)
3 at Loyola Marymount (12-19-07)	Stls	5, 2x (last: at Vanderbilt 1-21-06)
9 at Loyola Marymount (12-19-07)	FGM	9, 4x (last: at LMU 12-19-07)
19, 2x (last: vs Lafayette 1-5-08)	FGA	19, 3x (last: vs Lafayette 1-5-08)
5 at Loyola Marymount (12-19-07)	3FGM	5 at Loyola Marymount (12-19-07)
9 vs Clemson (11-15-07)	3FGA	9 vs Clemson (11-15-07)
8 vs Southeastern Louisiana (12-8-07)	FTM	11, 3x (last: at Arkansas 2-28-07)
10, 2x (last: vs Southeastern La. 12-8-07)	FTA	16 at Arkansas (2-28-07)
40 vs Miami [OH] (11-25-07)	Mins	42 vs Kentucky (3-9-07)

Season/Career 10-Point Games:	15 - 72	Season/Career Double-Doubles:	1 - 11
Season/Career 20-Point Games:	6 - 17	Season/Career Team's Top Scorer:	8 - 37
Season/Career 10-Rebound Games:	2 - 12	Season/Career Team's Top Rebounder:	5 - 32
Season/Career 10-Assist Games:	0 - 2	Season/Career Team's Top Assist Man:	12 - 61

JAMONT GORDON'S CAREER STATISTICS

Season	G-GS	Min	FGs	Pct	3FGs	Pct	FTs	Pct	Rebs	Ass	TO	Blk	Stl	Points
2005-06	30-30	988	139-341	.408	27-104	.260	108-167	.647	203-6.8	129	142	16	34	413-13.8
2006-07	35-35	1129	181-432	.419	42-121	.347	157-222	.707	250-7.1	187	123	20	46	561-16.0
2007-08	16-16	521	97-225	.431	22-75	.293	57-79	.722	105-6.6	67	60	13	18	273-17.1
Totals	81-81	2638	417-998	.418	91-300	.303	322-468	.688	558-6.9	383	325	49	98	1247-15.4



23 CHARLES RHODES 23

6-8 • 245 • SR. • F/C
JACKSON, MS (LANIER HS)

Two-time All-SEC senior forward for the Bulldogs... Preseason All-SEC First Team selection by a vote of the league's head coaches... Ranks 14th in the SEC in scoring (career-high 15.0 ppg), 11th in rebounding (7.0 rpg), along with standing sixth in the league in FG% (.562) and 11th in blocks (1.38 bpg)... Tied for fourth in the SEC with four double-doubles on the year (now has 10 in his career), including back-to-back double-doubles at Texas A&M-Corpus Christi (season-high 26 pts & 10 rebs) and at Loyola Marymount (14/10)... Missed three games after spraining his left ankle during a Dec. 27 practice, returning Jan. 12 to play 12 minutes vs. Georgia... Had a pair of double-doubles during the Anaheim Classic (11/11 vs. UC Irvine & 25/10 vs. Miami [OH])... Ranks 26th on MSU's all-time scoring chart with 1,108 career points and needs 15 points to move up three more notches and into a 23rd-place tie with Greg Carter... Ranks sixth on school's all-time list with 119 career blocks, while also rating 10th in career FG% (.561)... Has scored in double figures in 11 of 13 games this season with three 20-point outings... Hitting 63% from the field (25-40 FGs) over his last four outings... Has been credited with 145 career dunks (team-high 30 slams this season) and needs four more jams to move ahead of MSU career dunks leader Erick Dampier (148)... 33 percent of his 435 career FGM have come via the dunk... Shooting a career-low 58.5% from the line this year.

CHARLES RHODES' GAME-BY-GAME STATS (2007-08)

Opponent	FG	3FG	FT	Reb	PF	Pts	Ass	TO	BS	Stl	Min
LA. TECH *	8-17	0-0	1-4	7	2	17	2	0	2	1	27
CLEMSON *	7-12	0-0	3-7	6	3	17	1	2	4	0	25
UT MARTIN *	7-9	0-0	1-2	5	3	15	2	4	3	1	24
UC Irvine *	3-14	0-2	5-6	11	2	11	1	5	1	3	35
Southern Illinois *	2-5	0-0	0-1	6	5	4	0	3	0	0	21
Miami (OH) *	11-15	0-0	3-4	10	3	25	1	3	0	1	37
MURRAY ST. *	8-14	0-0	6-6	5	2	22	2	0	2	0	25
SE LOUISIANA *	7-8	0-0	2-2	7	5	16	0	5	1	3	30
MIAMI (FL) *	4-12	0-0	2-3	7	2	10	1	1	1	0	35
@South Alabama	4-7	0-0	2-5	4	3	10	0	2	0	1	21
@Loyola M'ount *	7-12	0-0	0-2	10	4	14	1	3	1	0	26
@TAMU-CC *	10-16	0-0	6-9	10	2	26	1	1	1	1	33
MISSOURI							Did Not Play				
Lafayette							Did Not Play				
@LSU							Did Not Play				
GEORGIA	4-5	0-0	0-2	3	1	8	0	0	2	1	12
KENTUCKY											
@Alabama											
MISSISSIPPI											
@Arkansas											
TENNESSEE											
ALABAMA											
@Auburn											
ARKANSAS											
@Mississippi											
@South Carolina											
AUBURN											
@Florida											
@Vanderbilt											
LSU											

SEASON HIGH	CHARLES RHODES	CAREER HIGH
26 at A&M-Corpus Christi (12-21-07)	Pts	27 vs Georgia (2-25-06)
11 vs UC Irvine (11-22-07)	Rebs	19 vs Auburn (2-4-06)
2, 3x (last: vs Murray State 12-1-07)	Ass	3, 2x (last: vs Alabama 3-4-07)
4 vs Clemson (11-15-07)	Blks	6 vs Bradley (3-17-07)
3, 2x (last: vs Southeastern La. 12-8-07)	Stls	3, 3x (last: vs Southeastern La. 12-8-07)
11 vs Miami [OH] (11-25-07)	FGM	11, 2x (last: vs Miami [OH] 11-25-07)
17 vs Louisiana Tech (11-10-07)	FGA	18 at South Carolina (2-11-06)
--	3FGM	2 vs New Orleans (12-21-06)
2 vs UC Irvine (11-22-07)	3FGA	2, 5x (last: vs UC Irvine 11-22-07)
6, 2x (last: at TAMUCC 12-21-07)	FTM	10 vs Jacksonville State (12-15-05)
9 at A&M-Corpus Christi (12-21-07)	FTA	13 vs Kentucky (2-1-06)
37 vs Miami [OH] (11-25-07)	Mins	37, 2x (last: vs Miami [OH] 11-25-07)

Season/Career 10-Point Games:	10 - 58	Season/Career Double-Doubles:	4 - 10
Season/Career 20-Point Games:	3 - 15	Season/Career Team's Top Scorer:	3 - 27
Season/Career 10-Rebound Games:	4 - 11	Season/Career Team's Top Rebounder:	5 - 28
Season/Career 3-Block Games:	2 - 16	Season/Career Team's Top Shot-Blocker:	1 - 32

CHARLES RHODES' CAREER STATISTICS

Season	G-GS	Min	FGs	Pct	3FGs	Pct	FTs	Pct	Rebs	Ass	TO	Blk	Stl	Points
2004-05	16-0	104	19-32	.594	0-5	.000	9-12	.750	30-1.9	2	5	5	1	47-2.9
2005-06	29-25	775	154-273	.564	1-2	.500	92-130	.708	207-7.1	10	67	32	21	401-13.8
2006-07	34-25	896	180-325	.554	6-19	.316	99-141	.702	212-6.2	27	82	64	17	465-13.7
2007-08	13-11	351	82-146	.562	0-2	.000	31-53	.585	91-7.0	12	29	18	12	195-15.0
Totals	92-61	2126	435-776	.561	7-28	.250	231-336	.688	540-5.9	51	183	119	51	1108-12.0



22 BARRY STEWART 22

6-2 • 170 • So. • G
SHELBYVILLE, TN (SHELBYVILLE CENT. HS)

Sophomore starter who ranks as the team's third-leading scorer (11.9 ppg; 29th in SEC), No. 2 playmaker (3.3 apg; T-15th) and No. 4 rebounder (4.6 rpg) on the year... Co-leads MSU with 22 steals and ranks fifth in the SEC in minutes played (34.00 mins/gm)... Second on team with 28 made 3-pointers for the season... Has hit at least one 3-pointer in 14 of 16 games this year and in 44 of 51 career contests... Hitting 34.6% from beyond the arc this season and 37.6% for his career... Hitting 75.3% from the line for his career... Shooting only 7-of-27 (26%) from the field, 2-of-14 (14%) from the arc and 10-of-15 (67%) from the line over his last three games... Needs four more triples to reach the century mark for career treys... Has tallied nine double-digit scoring efforts on the year (26 in career)... Scored a career-high 24 points as well as handing out a career-most seven assists against Missouri on Dec. 30 to earn SEC Player of the Week honors... Tallied 19 points (6-8 FGs) at Texas A&M-Corpus Christi... Had 18-point efforts vs. both Miami [FL] (5-9 treys) and UC Irvine (4-7 treys)... Began his sophomore campaign by registering his first collegiate double-double with 13 points and a career-high 11 rebounds against Louisiana Tech in his first MSU starting assignment... Averaged 9.8 points per game and set a freshman school record with 68 made 3-pointers last year as an SEC All-Freshman Team selection... Has switched jersey numbers from last year's No. 4 to his old high school jersey number (No. 22).

BARRY STEWART'S GAME-BY-GAME STATS (2007-08)

Opponent	FG	3FG	FT	Reb	PF	Pts	Ast	TO	BS	Stl	Min
LA. TECH *	5-10	1-5	2-3	11	2	13	3	0	1	0	26
CLEMSON *	3-10	2-6	4-4	6	5	12	2	4	0	2	36
UT MARTIN *	3-12	0-4	3-4	4	1	9	4	4	0	2	26
UC Irvine*	6-10	4-7	2-2	6	1	18	2	1	0	0	38
Southern Illinois*	3-9	1-3	2-2	3	2	9	3	3	1	1	38
Miami (OH)*	2-9	1-5	0-0	3	3	5	4	5	0	0	36
MURRAY ST.*	5-6	2-3	2-2	5	1	14	2	1	0	4	36
SE LOUISIANA*	2-6	2-5	0-0	1	1	6	2	2	0	2	30
MIAMI (FL)*	6-12	5-9	1-2	4	1	18	1	1	0	1	37
@South Alabama*	3-10	1-5	1-3	6	4	8	6	4	0	2	39
@Loyola M'mount*	4-8	2-5	0-2	5	1	10	5	3	0	1	25
@TAMU-CC*	6-8	2-3	5-7	2	1	19	4	2	0	1	36
MISSOURI*	8-14	3-7	5-5	4	3	24	7	3	0	2	38
Lafayette*	2-8	1-5	1-2	3	2	6	1	3	0	1	32
@LSU*	2-6	1-4	6-8	6	3	11	5	2	0	1	35
GEORGIA*	3-13	0-5	3-5	5	4	9	2	4	0	2	36
KENTUCKY											
@Alabama											
MISSISSIPPI											
@Arkansas											
TENNESSEE											
ALABAMA											
@Auburn											
ARKANSAS											
@Mississippi											
@South Carolina											
AUBURN											
@Florida											
@Vanderbilt											
LSU											

SEASON HIGH	BARRY STEWART	CAREER HIGH
24 vs Missouri (12-30-07)	Pts	24 vs Missouri (12-30-07)
11 vs Louisiana Tech (11-10-07)	Rebs	11 vs Louisiana Tech (11-10-07)
7 vs Missouri (12-30-07)	Asts	7 vs Missouri (12-30-07)
1, 2x (last: vs Southern Illinois 11-23-07)	Bkls	1, 7x (last: vs Southern Illinois 11-23-07)
4 vs Murray State (12-1-07)	Stls	5 vs Florida State (3-20-07)
8 vs Missouri (12-30-07)	FGM	8 vs Missouri (12-30-07)
14 vs Missouri (12-30-07)	FGA	14, 2x (last: vs Missouri 12-30-07)
5 vs Miami [FL] (12-13-07)	3FGM	5, 2x (last: vs Miami [FL] 12-13-07)
9 vs Miami [FL] (12-13-07)	3FGA	11 at Miami [FL] (12-11-06)
6 at LSU (1-9-08)	FTM	10 vs Auburn (1-20-07)
8 at LSU (1-9-08)	FTA	10 vs Auburn (1-20-07)
39 at South Alabama (12-15-07)	Mins	39 at South Alabama (12-15-07)

Season/Career 10-Point Games:	9 - 26	Season/Career Double-Doubles:	1 - 1
Season/Career 20-Point Games:	1 - 3	Season/Career Team's Top Scorer:	3 - 7
Season/Career 10-Rebound Games:	1 - 1	Season/Career Team's Top Rebounder:	1 - 2
Season/Career 5-Assist Games:	4 - 4	Season/Career Team's Top Assist Man:	6 - 9

BARRY STEWART'S CAREER STATISTICS

Season	G-GS	Min	FGs	Pct	3FGs	Pct	FTs	Pct	Rebs	Ast	TO	Bkls	Stl	Points
2006-07	35-0	848	96-240	.400	68-174	.391	82-107	.766	111-32	43	27	5	32	342-9.8
2007-08	16-16	544	63-151	.417	28-81	.346	37-51	.725	74-4.6	53	42	2	22	191-11.9
Totals	51-16	1392	159-391	.407	96-255	.376	119-158	.753	185-3.6	96	69	7	54	533-10.5



11 BEN HANSBROUGH 11

6-3 • 205 • So. • G
POPLAR BLUFF, MO (POPLAR BLUFF HS)

Second-year player who has started all 16 contests in the Bulldog back-court this season... Team's fourth-leading scorer (9.8 ppg) and No. 3 playmaker (2.8 apg) on the year... Also averaging 3.9 rebounds for the season... Tops the club with 30 made 3-pointers, ranking tied for 12th in the SEC in made treys per game (1.88/gm)... Has made at least one trey in all but one game (0-8 treys vs. Miami, Fla.) this season... Leads team with 78.8% from the line (78.5% FTs for his career)... Shooting 38.1% from beyond the arc for his career, but this year's 34.1% is down from last year's 41.2%... Broke the middle finger of his left hand early in Saturday's win over Georgia... Has tallied double figures in scoring seven times this season, highlighted by a season-best, 20-point effort (6-8 FGs; 4-6 treys & 4-4 FTs) against UT Martin... Had 17 points (5-8 treys) vs. Lafayette... Tallied 15 points, grabbed a career-high eight rebounds and had four assists vs. his homestate Missouri Tigers... Scored 16 points (4-10 treys) at South Alabama... Handed out season-most seven assists at Loyola Marymount and had six dishes vs. Southern Illinois... Owns nearly a 2:1 assist:turnover ratio on the year (45 asts & 23 TOs), including 25 assists and only seven miscues over his last eight games... Earned selection to last year's SEC All-Freshman Team by a vote of the league's head coaches... The younger brother of North Carolina junior All-American Tyler Hansbrough... Earned Mr. Basketball honors in the state of Missouri as a prep senior at Poplar Bluff High School.

BEN HANSBROUGH'S GAME-BY-GAME STATS (2007-08)


Opponent	FG	3FG	FT	Reb	PF	Pts	Ast	TO	BS	Stl	Min
LA. TECH *	3-8	3-6	2-2	3	1	11	3	1	1	1	27
CLEMSON *	1-4	1-4	3-4	2	4	6	3	1	0	1	37
UT MARTIN *	6-8	4-6	4-4	5	2	20	3	3	0	1	25
UC Irvine*	4-8	1-4	4-5	4	1	13	1	3	0	0	34
Southern Illinois*	1-8	1-7	2-2	3	1	5	6	4	0	1	33
Miami (OH)*	2-6	2-6	0-0	2	4	6	1	2	0	1	38
MURRAY ST.*	3-7	2-5	1-1	2	1	9	2	0	0	2	28
SE LOUISIANA*	4-7	1-2	1-1	3	1	10	1	2	0	1	28
MIAMI (FL)*	0-8	0-8	0-0	4	3	0	2	0	0	0	33
@South Alabama*	5-13	4-10	2-2	5	2	16	1	0	0	3	34
@Loyola M'mount*	3-8	1-5	1-2	3	1	8	7	2	0	3	25
@TAMU-CC*	3-7	1-4	0-0	6	1	7	1	0	0	1	20
MISSOURI*	4-8	2-5	5-8	8	5	15	4	2	0	1	38
Lafayette*	6-10	5-8	0-0	4	1	17	4	0	0	1	33
@LSU*	3-7	1-5	0-0	7	3	7	4	2	0	1	30
GEORGIA*	2-6	1-3	1-2	2	3	6	2	1	0	1	36
KENTUCKY											
@Alabama											
MISSISSIPPI											
@Arkansas											
TENNESSEE											
ALABAMA											
@Auburn											
ARKANSAS											
@Mississippi											
@South Carolina											
AUBURN											
@Florida											
@Vanderbilt											
LSU											

SEASON HIGH	BEN HANSBROUGH	CAREER HIGH
20 vs UT Martin (11-17-07)	Pts	23 vs A&M-Corpus Christi (12-2-06)
8 vs Missouri (12-30-07)	Rebs	8 vs Missouri (12-30-07)
7 at Loyola Marymount (12-19-07)	Asts	8, 2x (last: at Missouri 1-2-07)
1 vs Louisiana Tech (11-10-07)	Bkls	1 vs Louisiana Tech (11-10-07)
3, 2x (last: at LMU 12-19-07)	Stls	4 vs Alabama (3-4-07)
6, 2x (last: vs Lafayette 1-5-08)	FGM	6, 3x (last: vs Lafayette 1-5-08)
13 at South Alabama (12-15-07)	FGA	13 at South Alabama (12-15-07)
5 vs Lafayette (1-5-08)	3FGM	5, 2x (last: vs Lafayette 1-5-08)
10 at South Alabama (12-15-07)	3FGA	10 at South Alabama (12-15-07)
5 vs Missouri (12-30-07)	FTM	7 vs Mississippi Valley State (3-13-07)
8 vs Missouri (12-30-07)	FTA	8, 2x (last: vs Missouri 12-30-07)
38, 2x (last: vs Missouri 12-30-07)	Mins	38, 2x (last: vs Missouri 12-30-07)

Season/Career 10-Point Games:	7 - 19	Season/Career Double-Doubles:	0 - 0
Season/Career 20-Point Games:	1 - 2	Season/Career Team's Top Scorer:	2 - 3
Season/Career 10-Rebound Games:	0 - 0	Season/Career Team's Top Rebounder:	0 - 1
Season/Career 5-Assist Games:	2 - 12	Season/Career Team's Top Assist Man:	5 - 14

BEN HANSBROUGH'S CAREER STATISTICS

Season	G-GS	Min	FGs	Pct	3FGs	Pct	FTs	Pct	Rebs	Ast	TO	Bkls	Stl	Points
2006-07	35-9	827	75-175	.429	47-114	.412	58-74	.784	98-2.8	112	65	0	35	255-7.3
2007-08	16-16	499	50-123	.407	30-88	.341	26-33	.788	63-3.9	45	23	1	19	156-9.8
Totals	51-25	1326	125-298	.419	77-202	.381	84-107	.785	161-3.2	157	88	1	54	411-8.1



32 JARVIS VARNADO 32

6-9 • 210 • So. • F/C
BROWNSVILLE, TN (HAYWOOD HS)

Second-year defensive stalwart for the Bulldogs... Intimidating post defender who leads the nation in blocked shots (5.19 bpg)... Also averaging 7.2 points on the year and ranks second among the league's leading rebounders (8.6 rpg)... Shooting 61.7% from the field this season and owns a 63.5% career accuracy mark (64.7% FGs last year)... Shot 77.3% from the field (17-22 FGs) during a five-game span to begin December... Averaging 11.8 points (19-26 FGs for 73%), 11.5 rebounds and 6.8 blocks over his last four games, including back-to-back double-doubles... Totalled 13 points, career-high 17 rebounds and seven blocks at LSU... Had career-high 16 points (5-5 FGs & 6-9 FTs) and 12 rebounds (5 blks) vs. Lafayette the game prior... Nearly posted a triple-double most recently vs. Georgia (in only 21 mins) with nine points (4-5 FGs), nine rebounds and matching his own school record with 10 blocks (also 10 vs. Miami, Fla.)... Has blocked at least two shots in all but one game (0 at TAMUCC) this season and owns 31 career multi-block contests... His 83 blocks this year already rank second on MSU's all-time, single-season chart behind Erick Dampier's 106 blocks in 1995-96... Already ranks fifth on MState's all-time list with 150 career blocks in just 51 games (2.94 bpg)... Has rejected five or more shots in a game 10 times this season... Has reached double figures in rebounds five times this season and three times in the scoring column.

JARVIS VARNADO'S GAME-BY-GAME STATS (2007-08)


Opponent	FG	3FG	FT	Reb	PF	Pts	Ast	TO	BS	Stl	Min
LA. TECH *	1-5	0-0	2-2	5	1	4	0	1	6	0	26
CLEMSON *	3-7	0-0	1-2	12	5	7	0	4	6	0	27
UT MARTIN *	4-4	0-0	0-0	16	1	8	1	1	3	0	27
UC Irvine*	1-2	0-0	0-1	6	4	2	1	0	2	0	19
Southern Illinois*	3-3	0-0	0-2	7	3	6	0	2	2	2	36
Miami (OH)*	1-3	0-0	0-2	6	3	2	0	1	5	0	30
MURRAY ST.*	1-1	0-0	0-0	7	1	2	1	2	3	1	24
SE LOUISIANA*	4-6	0-0	0-0	3	5	8	0	2	4	0	17
MIAMI (FL)*	4-6	0-0	0-0	7	2	8	1	0	10	0	31
@South Alabama*	4-5	0-0	1-4	10	5	9	1	0	6	3	34
@Loyola M'mount*	4-4	0-0	2-6	6	4	10	1	2	9	0	20
@TAMU-CC*	1-9	0-1	0-0	7	2	2	1	1	0	0	24
MISSOURI*	4-6	0-0	1-4	8	3	9	0	1	5	0	23
Lafayette*	5-5	0-0	6-9	12	1	16	0	1	5	1	26
@LSU*	6-10	0-0	1-4	17	2	13	0	1	7	0	25
GEORGIA*	4-5	0-0	1-1	9	3	9	0	0	10	0	21
KENTUCKY											
@Alabama											
MISSISSIPPI											
@Arkansas											
TENNESSEE											
ALABAMA											
@Auburn											
ARKANSAS											
@Mississippi											
@South Carolina											
AUBURN											
@Florida											
@Vanderbilt											
LSU											

SEASON HIGH	JARVIS VARNADO	CAREER HIGH
16 vs Lafayette (1-5-08)	Pts	16 vs Lafayette (1-5-08)
17 at LSU (1-9-08)	Rebs	17 at LSU (1-9-08)
1, 7x (last: at TAMUCC 12-21-07)	Asts	2, 2x (last: vs South Carolina 1-27-07)
10, 2x (last: vs Georgia 1-12-08)	Bks	10, 2x (last: vs Georgia 1-12-08)
3 at South Alabama (12-15-07)	Stls	3 at South Alabama (12-15-07)
6 at LSU (1-9-08)	FGM	6, 3x (last: at LSU 1-9-08)
10 at LSU (1-9-08)	FGA	10 at LSU (1-9-08)
--	3FGM	--
1 at A&M-Corpus Christi (12-21-07)	3FGA	1, 2x (last: at TAMUCC 12-21-07)
6 vs Lafayette (1-5-08)	FTM	6 vs Lafayette (1-5-08)
9 vs Lafayette (1-5-08)	FTA	9 vs Lafayette (1-5-08)
36 vs Southern Illinois (11-23-07)	Mins	36 vs Southern Illinois (11-23-07)

Season/Career 10-Point Games:	3 - 8	Season/Career Double-Doubles:	2 - 3
Season/Career 20-Point Games:	0 - 0	Season/Career Team's Top Scorer:	1 - 1
Season/Career 10-Rebound Games:	5 - 7	Season/Career Team's Top Rebounder:	7 - 12
Season/Career 5-Block Games:	10 - 12	Season/Career Team's Top Shot-Blocker:	15 - 30

JARVIS VARNADO'S CAREER STATISTICS

Season	G-GS	Min	FGs	Pct	3FGs	Pct	FTs	Pct	Rebs	Ast	TO	Blk	Stl	Points
2006-07	35-13	473	75-116	.647	0-1	.000	24-45	.533	146-4.2	11	19	67	12	174-5.0
2007-08	16-16	410	50-81	.617	0-1	.000	15-37	.405	138-8.6	7	19	83	7	115-7.2
Totals	51-29	883	125-197	.635	0-2	.000	39-82	.476	284-5.6	18	38	150	19	289-5.7



21 BRIAN JOHNSON 21

6-9 • 245 • Jr. • F/C
LAURINBURG, NC (LOUISVILLE)

Junior frontline performer participating in his first season at MSU after sitting out last season as a transfer from the University of Louisville... Spent two seasons at U of L, playing in 30 games (5 starts) in 2005-06 and receiving a medical redshirt year (right knee) for the 2004-05 campaign... Averaging 2.9 points and 2.8 rebounds per contest (12.6 mins/gm) as a frontcourt back-up this season... Ranks fourth on the team with 20 offensive rebounds (of his 42 total boards)... Shooting 62.1% (18-29 FGs) from the field on the year, including 10-of-13 shooting over his last 10 outings... Has tallied but 12 total points with only seven shot attempts over his last eight games, but has tallied 19 rebounds, seven steals and five blocks in his last seven contests... Did not score in either of his first two SEC outings (0-1 FGs & 1 reb)... Had four points, four rebounds and two steals vs. Lafayette... Had season-high six boards and season-most three steals at Loyola Marymount... Scored a season-high 10 points (4-4 FGs & 2-2 FTs) vs. Clemson in his second MSU outing... Had six points and five rebounds in season-most 21 minutes vs. UC Irvine... Totalled six points (3-3 FGs) and four rebounds (3 off.) vs. Murray State... Credited with a career-high three blocks at Texas A&M-Corpus Christi... Played for Reach USA this past off-season during the team's goodwill tour of China... Starred his senior season of high school (2003-04) for an undefeated and No. 1-ranked Oak Hill Academy team that also featured current NBA players Rajon Rondo and Josh Smith.

BRIAN JOHNSON'S GAME-BY-GAME STATS (2007-08)

Opponent	FG	3FG	FT	Reb	PF	Pts	Ast	TO	BS	Stl	Min
LA. TECH	1-3	0-1	2-3	2	2	4	0	0	0	0	11
CLEMSON	4-4	0-0	2-2	3	2	10	0	1	0	0	19
UT MARTIN	0-3	0-1	0-0	4	0	0	0	0	0	0	12
UC Irvine	2-4	0-0	2-2	5	3	6	1	3	0	0	21
Southern Illinois	1-2	0-0	0-0	2	0	2	0	2	0	0	14
Miami (OH)	2-3	0-0	0-0	3	3	4	0	0	1	0	11
MURRAY ST.	3-3	0-0	0-0	4	2	6	1	3	1	1	16
SE LOUISIANA	1-1	0-0	0-0	0	0	2	0	1	0	0	2
MIAMI (FL)	1-1	0-0	0-0	2	2	2	0	2	1	2	14
@South Alabama											
@Loyola M'mount	1-1	0-0	0-0	6	1	2	0	5	1	3	15
@TAMU-CC	0-1	0-0	0-2	4	4	0	0	1	3	0	12
MISSOURI	1-1	0-0	0-0	2	2	2	0	0	0	0	13
Lafayette	1-1	0-0	2-2	4	2	4	0	0	0	2	11
@LSU	0-0	0-0	0-0	0	1	0	0	2	0	0	9
GEORGIA	0-1	0-0	0-0	1	0	0	1	1	0	0	9
KENTUCKY											
@Alabama											
MISSISSIPPI											
@Arkansas											
TENNESSEE											
ALABAMA											
@Auburn											
ARKANSAS											
@Mississippi											
@South Carolina											
AUBURN											
@Florida											
@Vanderbilt											
LSU											

SEASON HIGH	BRIAN JOHNSON	CAREER HIGH
10 vs Clemson (11-15-07)	Pts	13 vs Clemson (3-20-06)
6 at Loyola Marymount (12-19-07)	Rebs	13 vs Clemson (3-20-06)
1, 3x (last: vs Georgia 1-12-08)	Asts	1, 12x (last: vs Georgia 1-12-08)
3 at A&M-Corpus Christi (12-21-07)	Bks	3 at A&M-Corpus Christi (12-21-07)
3 at Loyola Marymount (12-19-07)	Stls	3 at Loyola Marymount (12-19-07)
4 vs Clemson (11-15-07)	FGM	4, 3x (last: vs Clemson 11-15-07)
4, 2x (last: vs UC Irvine 11-22-07)	FGA	7 at Kentucky (12-17-05)
--	3FGM	--
1, 2x (last: vs UT Martin 11-17-07)	3FGA	1, 4x (last: vs UT Martin 11-17-07)
2, 4x (last: vs Lafayette 1-5-08)	FTM	5, 2x (last: vs Clemson 3-20-06)
3 vs Louisiana Tech (11-10-07)	FTA	6, 4x (last: vs Clemson 3-20-06)
21 vs UC Irvine (11-22-07)	Mins	24 vs Clemson (3-20-06)

Season/Career 10-Point Games:	1 - 2	Season/Career Double-Doubles:	0 - 1
Season/Career 20-Point Games:	0 - 0	Season/Career MSU's Top Scorer:	0 - 0
Season/Career 10-Rebound Games:	0 - 2	Season/Career MSU's Top Rebounder:	0 - 0
Season/Career 3-Block Games:	1 - 1	Season/Career MSU's Top Shot-Blocker:	1 - 1

BRIAN JOHNSON'S CAREER STATISTICS

Season	G-GS	Min	FGs	Pct	3FGs	Pct	FTs	Pct	Rebs	Ast	TO	Blk	Stl	Points
2005-06*	30-5	309	33-61	.541	0-2	.000	29-45	.644	96-3.2	9	18	5	9	95-3.2
2007-08	15-0	189	18-29	.621	0-2	.000	8-11	.727	42-2.8	3	21	7	8	44-2.9
Totals	45-5	498	51-90	.567	0-4	.000	37-56	.661	138-3.1	12	39	12	17	139-3.1

* - Played the 2005-06 season at the University of Louisville



25 PHIL TURNER 25

6-3 • 170 • RS-Fr. • G
GRENADA, MS (GRENADA HS)

Redshirt freshman guard who made great strides this past off-season competing for SCORE International during a pair of goodwill tours (Argentina and the Dominican Republic)... Averaging 5.4 points and 3.3 rebounds per game during his initial collegiate season... Has played in all 16 games this season (5 starts), including four straight recent starts in place of an injured Charles Rhodes... Co-leads the team with 22 steals, including at least one swipe in each of his last 10 outings... Averaging 9.1 points over his last seven games with three double-digit scoring efforts... Recent streak was ignited by a season-high 17 points (6-9 FGs & 4-6 treys), along with totalling four rebounds, three assists, two steals and a block, during his first collegiate start at South Alabama (Dec. 15)... Has also totalled 38 rebounds (5.4 rpg), 14 steals (2.0 spg), 11 assists and six blocks over his last seven contests... Averaging 7.5 rebounds over his last four outings... Totalled seven points, nine boards, two assists, two steals and two blocks vs. Georgia... Had four points, three rebounds and two steals in his SEC debut at LSU... Had eight points, eight rebounds and two blocks vs. Lafayette... Recorded his first career double-double with 12 points and a career-high 10 rebounds vs. Missouri... Tallied 13 points (4-5 FGs & 3-3 treys in 16 mins), including 11 straight MSU points (a FG followed by 3 consecutive treys) in a span of only 1:32 of the first half, at Texas A&M-Corpus Christi.

PHIL TURNER'S GAME-BY-GAME STATS (2007-08)

Opponent	FG	3FG	FT	Reb	PF	Pts	Ass	TO	BS	Stl	Min
LA. TECH	0-3	0-1	0-0	4	1	0	2	0	0	2	18
CLEMSON	2-6	1-2	0-2	4	3	5	1	1	0	0	15
UT MARTIN	2-6	1-4	1-2	0	1	6	1	2	0	0	16
UC Irvine	1-4	1-3	0-0	2	1	3	2	0	0	2	16
Southern Illinois	1-3	1-2	0-0	1	2	3	0	1	0	1	17
Miami (OH)	0-1	0-0	0-0	3	0	0	0	0	0	0	4
MURRAY ST.	1-5	0-3	0-0	1	0	2	0	1	0	1	11
SE LOUISIANA	0-2	0-2	1-2	0	1	1	0	1	0	1	12
MIAMI (FL)	1-3	0-2	0-0	0	1	2	0	0	0	1	5
@South Alabama*	6-9	4-6	1-2	4	5	17	3	2	1	2	26
@Loyola M'mount	1-3	0-2	1-2	1	1	3	0	1	0	3	16
@TAMU-CC	4-5	3-3	2-2	3	1	13	2	1	1	2	16
MISSOURI*	4-10	0-3	4-6	10	2	12	2	2	0	2	34
Lafayette*	2-6	1-4	3-4	8	4	8	1	1	2	1	28
@LSU*	2-6	0-2	0-0	3	3	4	1	2	0	2	34
GEORGIA*	2-7	2-6	1-2	9	3	7	2	4	2	2	37
KENTUCKY											
@Alabama											
MISSISSIPPI											
@Arkansas											
TENNESSEE											
ALABAMA											
@Auburn											
ARKANSAS											
@Mississippi											
@South Carolina											
AUBURN											
@Florida											
@Vanderbilt											
LSU											



15 RILEY BENOCK 15

6-4 • 180 • Fr. • G
BATTLETOWN, KY (MEADE COUNTY HS)

Rookie combo guard from Meade County High School in Brandenburg, Ky. - the same school which produced current MSU head coach Rick Stansbury... Excellent three-point shooter who sees the floor well and has good court vision... Averaging 2.3 points and 1.0 rebounds per game as a first-year backcourt back-up... Has totalled 13 assists and but seven turnovers in 133 minutes of court action as a true freshman... Hitting 38 percent from three-point range (9-24 treys) on the year, with all but four of his 28 overall shot attempts and all but one of his 10 made field goals having come from beyond the three-point arc... Standout game thus far of his rookie campaign was his 10-point, four-assist effort against UT Martin in which he connected on all three trey attempts during a season-most, 15-minute playing stint... Drilled a 3-pointer and hit 3-of-4 free throws (also 1 reb & 1 ast in 10 mins) during six-point outing vs. Georgia for his best scoring effort since the UT Martin game... Hit a 3-pointer (in 8 mins) during his SEC debut at LSU... Totalled three points, three assists (0 TOs) and a steal (13 mins) at Texas A&M-Corpus Christi... Hit a 3-pointer and collected two rebounds (11 mins) at Loyola Marymount... Totalled three points, a season-high four rebounds as well as an assist and a steal (14 mins) vs. Southeastern Louisiana... Last name is pronounced BEE-knock.

RILEY BENOCK'S GAME-BY-GAME STATS (2007-08)

Opponent	FG	3FG	FT	Reb	PF	Pts	Ass	TO	BS	Stl	Min
LA. TECH	1-3	1-3	0-0	1	1	3	0	0	0	0	11
CLEMSON	0-3	0-3	0-0	0	0	0	0	0	0	1	5
UT MARTIN	3-3	3-3	1-2	2	0	10	4	1	0	0	15
UC Irvine	0-0	0-0	0-0	1	1	0	1	0	0	0	6
Southern Illinois				Did Not Play							
Miami (OH)	0-0	0-0	0-0	1	1	0	0	0	0	0	4
MURRAY ST.	1-3	0-1	0-0	2	0	2	1	0	0	0	9
SE LOUISIANA	1-4	1-3	0-0	4	0	3	1	0	0	1	14
MIAMI (FL)	0-0	0-0	0-0	1	0	0	0	0	0	0	7
@South Alabama	0-2	0-2	0-0	0	1	0	0	1	0	0	8
@Loyola M'mount	1-2	1-2	0-0	2	1	3	0	2	0	0	11
@TAMU-CC	1-1	1-1	0-0	0	3	3	3	0	0	1	13
MISSOURI	0-1	0-1	1-2	0	0	1	0	0	0	0	3
Lafayette	0-3	0-2	0-0	0	0	0	2	0	1	1	9
@LSU	1-1	1-1	0-0	0	0	3	0	1	0	0	8
GEORGIA	1-2	1-2	3-4	1	0	6	1	2	0	0	10
KENTUCKY											
@Alabama											
MISSISSIPPI											
@Arkansas											
TENNESSEE											
ALABAMA											
@Auburn											
ARKANSAS											
@Mississippi											
@South Carolina											
AUBURN											
@Florida											
@Vanderbilt											
LSU											

SEASON HIGH	PHIL TURNER	CAREER HIGH
17 at South Alabama (12-15-07)	Pts	same
10 vs Missouri (12-30-07)	Rebs	same
3 at South Alabama (12-15-07)	Asts	same
2, 2x (last: vs Georgia 1-12-08)	Blks	same
3 at Loyola Marymount (12-19-07)	Stls	same
6 at South Alabama (12-15-07)	FGM	same
10 vs Missouri (12-30-07)	FGA	same
4 at South Alabama (12-15-07)	3FGM	same
6, 2x (last: vs Georgia 1-12-08)	3FGA	same
4 vs Missouri (12-30-07)	FTM	same
6 vs Missouri (12-30-07)	FTA	same
37 vs Georgia (1-12-08)	Mins	same

Season/Career 10-Point Games:	3 - 3	Season/Career Double-Doubles:	1 - 1
Season/Career 20-Point Games:	0 - 0	Season/Career Team's Top Scorer:	1 - 1
Season/Career 5-Rebound Games:	3 - 3	Season/Career Team's Top Rebounder:	2 - 2
Season/Career 3-Assist Games:	1 - 1	Season/Career Team's Top Assist Man:	1 - 1

PHIL TURNER'S CAREER STATISTICS

Season	G-GS	Min	FGs	Pct	3FGs	Pct	FTs	Pct	Rebs	Ass	TO	Blk	Stl	Points
2007-08	16-5	305	29-79	.367	14-45	.311	14-24	.583	53-3.3	17	19	6	22	86-5.4
Totals	16-5	305	29-79	.367	14-45	.311	14-24	.583	53-3.3	17	19	6	22	86-5.4

SEASON HIGH	RILEY BENOCK	CAREER HIGH
10 vs UT Martin (11-17-07)	Pts	same
4 vs Southeastern Louisiana (12-8-07)	Rebs	same
4 vs UT Martin (11-17-07)	Asts	same
1 vs Lafayette (1-5-08)	Blks	same
1, 4x (last: vs Lafayette 1-5-08)	Stls	same
3 vs UT Martin (11-17-07)	FGM	same
4 vs Southeastern Louisiana (12-8-07)	FGA	same
3 vs UT Martin (11-17-07)	3FGM	same
3, 4x (last: vs Southeastern La. 12-8-07)	3FGA	same
3 vs Georgia (1-12-08)	FTM	same
4 vs Georgia (1-12-08)	FTA	same
15 vs UT Martin (11-17-07)	Mins	same

Season/Career 10-Point Games:	1 - 1	Season/Career Double-Doubles:	0 - 0
Season/Career 20-Point Games:	0 - 0	Season/Career Team's Top Scorer:	0 - 0
Season/Career 5-Rebound Games:	0 - 0	Season/Career Team's Top Rebounder:	0 - 0
Season/Career 3-Assist Games:	2 - 2	Season/Career Team's Top Assist Man:	0 - 0

RILEY BENOCK'S CAREER STATISTICS

Season	G-GS	Min	FGs	Pct	3FGs	Pct	FTs	Pct	Rebs	Ass	TO	Blk	Stl	Points
2007-08	15-0	133	10-28	.357	9-24	.375	5-8	.625	15-1.0	13	7	1	4	34-2.3
Totals	15-0	133	10-28	.357	9-24	.375	5-8	.625	15-1.0	13	7	1	4	34-2.3



24 KODI AUGUSTUS 24

6-8 • 220 • FR. • F
BATON ROUGE, LA (MAINE CENTRAL INST.)

First-year combo forward from Baton Rouge, La., by way of Maine Central Institute... Owns excellent three-point shooting touch as well as having the ability to post up smaller defenders in the post... Averaging 1.6 points (5-13 FGs; 2-7 treys & 4-7 FTs) and 1.2 rebounds per game in 10 brief appearances on the year... High point of rookie campaign thus far was the Southeastern Louisiana contest in which he set season highs for points (8), field goals made (3) and attempted (5), 3-pointers made (2), rebounds (6) and minutes played (11)... Had totalled just three points, three rebounds, 0-of-3 field goals, 0-of-2 three-point field goals and 21 minutes played over his four previous outings combined prior to the Dec. 8 SLU contest... Subsequently hit a field goal in his only attempt and made 1-of-2 free throws, as well as collecting his first two assists and first steal of the campaign, in 10-minute stint at Loyola Marymount... Most recently connected on 1-of-2 shots at LSU (his hometown) in his SEC debut for his first two points since Dec. 19 at LMU... Hit 3-of-5 charity tosses and grabbed a rebound in four minutes against Murray State... Collected a pair of rebounds in collegiate debut versus Louisiana Tech... Rated as the nation's No. 20 post-graduate player by *Scout.com* a year ago at Maine Central Institute in Pittsfield, Maine... Spent the 2005-06 campaign playing for Willowridge High School in Houston, Texas... Previously attended Baton Rouge's Tara High... Cousin of current WNBA standout and former LSU All-American Seimone Augustus.

KODI AUGUSTUS' GAME-BY-GAME STATS (2007-08)


Opponent	FG	3FG	FT	Reb	PF	Pts	Ast	TO	BS	Stl	Min
LA. TECH	0-2	0-2	0-0	2	1	0	0	0	0	0	9
CLEMSON	Did Not Play										
UT MARTIN	0-1	0-0	0-0	0	2	0	0	3	1	0	7
UC Irvine	0-0	0-0	0-0	0	0	0	0	0	0	0	1
Southern Illinois	Did Not Play										
Miami (OH)	Did Not Play										
MURRAY ST.	0-0	0-0	3-5	1	1	3	0	1	0	0	4
SE LOUISIANA	3-5	2-2	0-0	6	1	8	0	2	0	0	11
MIAMI (FL)	Did Not Play										
@South Alabama	Did Not Play										
@Loyola M'mount	1-1	0-0	1-2	2	3	3	2	0	0	1	10
@TAMU-CC	0-1	0-1	0-0	0	0	0	0	0	0	0	4
MISSOURI	0-0	0-0	0-0	0	0	0	0	0	0	0	2
Lafayette	0-1	0-1	0-0	1	0	0	0	1	1	0	2
@LSU	1-2	0-1	0-0	0	0	2	0	0	0	0	1
GEORGIA	Did Not Play										
KENTUCKY	Did Not Play										
@Alabama	Did Not Play										
MISSISSIPPI	Did Not Play										
@Arkansas	Did Not Play										
TENNESSEE	Did Not Play										
ALABAMA	Did Not Play										
@Auburn	Did Not Play										
ARKANSAS	Did Not Play										
@Mississippi	Did Not Play										
@South Carolina	Did Not Play										
AUBURN	Did Not Play										
@Florida	Did Not Play										
@Vanderbilt	Did Not Play										
LSU	Did Not Play										

SEASON HIGH	KODI AUGUSTUS	CAREER HIGH
8 vs Southeastern Louisiana (12-8-07)	Pts	same
6 vs Southeastern Louisiana (12-8-07)	Rebs	same
2 at Loyola Marymount (12-19-07)	Asts	same
1, 2x (last: vs Lafayette 1-5-08)	Blks	same
1 at Loyola Marymount (12-19-07)	Stls	same
3 vs Southeastern Louisiana (12-8-07)	FGM	same
5 vs Southeastern Louisiana (12-8-07)	FGA	same
2 vs Southeastern Louisiana (12-8-07)	3FGM	same
2, 2x (last: vs Southeastern La. 12-8-07)	3FGA	same
3 vs Murray State (12-1-07)	FTM	same
5 vs Murray State (12-1-07)	FTA	same
11 vs Southeastern Louisiana (12-8-07)	Mins	same

Season/Career 10-Point Games:	0 - 0	Season/Career Double-Doubles:	0 - 0
Season/Career 20-Point Games:	0 - 0	Season/Career Team's Top Scorer:	0 - 0
Season/Career 5-Rebound Games:	1 - 1	Season/Career Team's Top Rebounder:	0 - 0
Season/Career 3-Assist Games:	0 - 0	Season/Career Team's Top Assist Man:	0 - 0

KODI AUGUSTUS' CAREER STATISTICS

Season	G-GS	Min	FGs	Pct	3FGs	Pct	FTs	Pct	Rebs	Ast	TO	Blk	Stl	Points
2007-08	10-0	51	5-13	.385	2-7	.286	4-7	.571	12-12	2	7	2	1	16-16
Totals	10-0	51	5-13	.385	2-7	.286	4-7	.571	12-12	2	7	2	1	16-16



45 ELGIN BAILEY 45

6-8 • 265 • FR. • F/C
NEW ORLEANS, LA (BELAIRE HS)

Frontcourt rookie from the talent-laden Louisiana high school ranks... Skilled, left-handed post player who can step out and hit the 15-foot jumper as well as score down low... Runs the floor well for a big man... Averaging 1.6 points and 1.9 rebounds per game in 13 appearances as a true freshman... Nearly half (12) of his 25 total rebounds for the season are offensive boards... Hitting 42% from the field (8-19 FGs) and only 24% from the line (5-21 FTs) on the year... Has scored in eight of his 13 outings and collected at least one rebound in all but three of his rookie appearances... Most recently hit his lone field-goal attempt, grabbed an offensive rebound and blocked a shot in his SEC debut (6 mins) at LSU vs. his homestate Tigers... Tallied a season-high five points (1-5 FGs but 3-4 FTs) and matched his season best with five rebounds (3 off.) in seven minutes at Texas A&M-Corpus Christi... Also pulled down five boards (9 mins) at Loyola Marymount the game prior... Totalled 10 rebounds and shot eight free throws combined in the road wins over TAMUCC and LMU... Played a season-most 14 minutes in home win over Southeastern Louisiana, totalling two points, four rebounds (3 off.), an assist and a steal... Had three points, three boards, a block and a steal in eight minutes vs. Murray State... Tallied four points (2-2 FGs) in eight minutes while adding two rebounds and a steal vs. UT Martin... Split his prep playing career between Belaire and Glen Oaks High Schools in Baton Rouge, but considers New Orleans as his hometown.

ELGIN BAILEY'S GAME-BY-GAME STATS (2007-08)


Opponent	FG	3FG	FT	Reb	PF	Pts	Ast	TO	BS	Stl	Min
LA. TECH	1-3	0-0	0-2	1	0	2	0	0	0	0	8
CLEMSON	1-2	0-0	0-0	1	2	2	0	0	0	0	3
UT MARTIN	2-2	0-0	0-0	2	1	4	0	2	0	1	8
UC Irvine	0-0	0-0	0-2	0	0	0	0	0	0	0	4
Southern Illinois	0-0	0-0	0-0	1	2	0	0	1	0	0	6
Miami (OH)	Did Not Play										
MURRAY ST.	1-2	0-0	1-3	3	1	3	0	2	1	1	8
SE LOUISIANA	1-2	0-0	0-2	4	0	2	1	1	0	1	14
MIAMI (FL)	Did Not Play										
@South Alabama	0-0	0-0	0-0	0	1	0	0	0	0	0	2
@Loyola M'mount	0-0	0-0	1-4	5	2	1	0	1	0	0	9
@TAMU-CC	1-5	0-0	3-4	5	3	5	0	1	1	0	7
MISSOURI	0-0	0-0	0-0	0	1	0	0	0	0	0	4
Lafayette	0-2	0-0	0-2	2	1	0	0	1	0	0	5
@LSU	1-1	0-0	0-2	1	1	2	0	3	1	0	6
GEORGIA	Did Not Play										
KENTUCKY	Did Not Play										
@Alabama	Did Not Play										
MISSISSIPPI	Did Not Play										
@Arkansas	Did Not Play										
TENNESSEE	Did Not Play										
ALABAMA	Did Not Play										
@Auburn	Did Not Play										
ARKANSAS	Did Not Play										
@Mississippi	Did Not Play										
@South Carolina	Did Not Play										
AUBURN	Did Not Play										
@Florida	Did Not Play										
@Vanderbilt	Did Not Play										
LSU	Did Not Play										

SEASON HIGH	ELGIN BAILEY	CAREER HIGH
5 at A&M-Corpus Christi (12-21-07)	Pts	same
5, 2x (last: at TAMUCC 12-21-07)	Rebs	same
1 vs Southeastern Louisiana (12-8-07)	Asts	same
1, 3x (last: at LSU 1-9-08)	Blks	same
1, 3x (last: vs Southeastern La. 12-8-07)	Stls	same
2 vs UT Martin (11-17-07)	FGM	same
5 at A&M-Corpus Christi (12-21-07)	FGA	same
--	3FGM	same
--	3FGA	same
3 at A&M-Corpus Christi (12-21-07)	FTM	same
4, 2x (last: at TAMUCC 12-21-07)	FTA	same
14 vs Southeastern Louisiana (12-8-07)	Mins	same

Season/Career 10-Point Games:	0 - 0	Season/Career Double-Doubles:	0 - 0
Season/Career 20-Point Games:	0 - 0	Season/Career Team's Top Scorer:	0 - 0
Season/Career 5-Rebound Games:	2 - 2	Season/Career Team's Top Rebounder:	0 - 0
Season/Career 3-Block Games:	0 - 0	Season/Career Team's Top Shot-Blocker:	0 - 0

ELGIN BAILEY'S CAREER STATISTICS

Season	G-GS	Min	FGs	Pct	3FGs	Pct	FTs	Pct	Rebs	Ast	TO	Blk	Stl	Points
2007-08	13-0	84	8-19	.421	0-0	.000	5-21	.238	25-19	1	12	3	3	21-16
Totals	13-0	84	8-19	.421	0-0	.000	5-21	.238	25-19	1	12	3	3	21-16



2 RAVERN JOHNSON 2

6-7 • 175 • Fr. • G/F
LYON, MS (COAHOMA COUNTY HS)

Freshman swingman from the Mississippi high school ranks... Long, athletic performer gives the Bulldogs versatility on the perimeter... Noted as an outstanding three-point marksman who also excels in the transition game... Averaging 3.0 points (16-30 FGs & 3-11 treys) and 1.1 rebounds per game in 12 back-up appearances as a true freshman, though he is averaging 5.5 points on 15-of-22 shooting (68%) overall (including 3-9 treys) as well as 2.0 rebounds during MSU's current six-game winning streak (9.7 mins/gm)... Had six points (3-4 FGs) and three rebounds in SEC debut (12 mins) at LSU... Scored a season-high 11 points (5-6 FGs), along with three rebounds and a block, in season-most 14 minutes vs. Lafayette College... Hit 2-of-3 shots for four points vs. Missouri... Nailed both three-point attempts (after missing first four treys of the season), collected a pair of rebounds and had an assist in eight minutes at Texas A&M-Corpus Christi... Totalled six points (3-5 FGs), season-high three rebounds, two assists and a block in 11 minutes the game prior at Loyola Marymount to begin his recent surge... Had totalled just three points (1-8 FGs & 0-2 treys), one rebound and one assist in 23 total minutes of playing time in six prior outings combined before the Dec. 19 contest at Loyola Marymount... Two-time all-state performer at Coahoma County HS, earning the Mississippi Player of the Year honor by *Gatorade* his senior season and being chosen Mississippi's Mr. Basketball by *The Clarion-Ledger* newspaper as a prep junior.

RAVERN JOHNSON'S GAME-BY-GAME STATS (2007-08)

Opponent	FG	3FG	FT	Reb	PF	Pts	Ast	TO	BS	Stl	Min
LA. TECH	0-2	0-0	0-0	1	1	0	0	0	0	0	4
CLEMSON						Did Not Play					
UT MARTIN	1-3	0-0	0-0	0	0	2	0	0	0	0	6
UC Irvine	0-1	0-0	0-0	0	0	0	0	0	0	0	1
Southern Illinois						Did Not Play					
Miami (OH)						Did Not Play					
MURRAY ST.	0-0	0-0	0-0	0	0	0	0	1	0	0	5
SE LOUISIANA	0-1	0-1	1-2	0	0	1	1	1	0	1	6
MIAMI (FL)						Did Not Play					
@South Alabama	0-1	0-1	0-0	0	0	0	0	0	0	0	1
@Loyola M'mount	3-5	0-2	0-1	3	1	6	2	0	1	0	11
@TAMU-CC	2-2	2-2	0-0	2	0	6	1	0	0	0	8
MISSOURI	2-3	0-1	0-0	0	0	4	0	2	0	0	7
Lafayette	5-6	1-2	0-0	3	2	11	0	1	1	0	14
@LSU	3-4	0-1	0-0	3	0	6	0	1	0	0	12
GEORGIA	0-2	0-1	0-0	1	0	0	0	0	0	0	6
KENTUCKY											
@Alabama											
MISSISSIPPI											
@Arkansas											
TENNESSEE											
ALABAMA											
@Auburn											
ARKANSAS											
@Mississippi											
@South Carolina											
AUBURN											
@Florida											
@Vanderbilt											
LSU											

SEASON HIGH	RAVERN JOHNSON	CAREER HIGH
11 vs Lafayette (1-5-08)	Pts	same
3, 3x (last: at LSU 1-9-08)	Rebs	same
2 at Loyola Marymount (12-19-07)	Asts	same
1, 2x (last: vs Lafayette 1-5-08)	Blks	same
1 vs Southeastern Louisiana (12-8-07)	Stls	same
5 vs Lafayette (1-5-08)	FGM	same
6 vs Lafayette (1-5-08)	FGA	same
2 at A&M-Corpus Christi (12-21-07)	3FGM	same
2, 3x (last: vs Lafayette 1-5-08)	3FGA	same
1 vs Southeastern Louisiana (12-8-07)	FTM	same
2 vs Southeastern Louisiana (12-8-07)	FTA	same
14 vs Lafayette (1-5-08)	Mins	same

Season/Career 10-Point Games:	1 - 1	Season/Career Double-Doubles:	0 - 0
Season/Career 20-Point Games:	0 - 0	Season/Career Team's Top Scorer:	0 - 0
Season/Career 5-Rebound Games:	0 - 0	Season/Career Team's Top Rebounder:	0 - 0
Season/Career 3-Assist Games:	0 - 0	Season/Career Team's Top Assist Man:	0 - 0

RAVERN JOHNSON'S CAREER STATISTICS

Season	G-GS	Min	FGs	Pct	3FGs	Pct	FTs	Pct	Rebs	Ast	TO	Blk	Stl	Points
2007-08	12-0	81	16-30	.533	3-11	.273	1-3	.333	13-1.1	4	6	2	1	36-3.0
Totals	12-0	81	16-30	.533	3-11	.273	1-3	.333	13-1.1	4	6	2	1	36-3.0



3 BILLY BEGLEY 3

6-1 • 190 • Sr. • G
HENDERSON, KY (NOTRE DAME PREP)

BILLY BEGLEY'S GAME-BY-GAME STATS (2007-08)

Opponent	FG	3FG	FT	Reb	PF	Pts	Ast	TO	BS	Stl	Min
LA. TECH	0-1	0-0	0-0	0	0	0	0	0	0	0	1
CLEMSON						Did Not Play					
UT MARTIN	0-0	0-0	0-0	1	1	0	0	0	0	0	2
UC Irvine						Did Not Play					
Southern Illinois						Did Not Play					
Miami (OH)						Did Not Play					
MURRAY ST.	0-0	0-0	0-0	0	0	0	0	1	0	0	1
SE LOUISIANA	0-0	0-0	0-0	0	0	0	0	0	0	0	1
MIAMI (FL)						Did Not Play					
@South Alabama						Did Not Play					
@Loyola M'mount						Did Not Play					
@TAMU-CC						Did Not Play					
MISSOURI						Did Not Play					
Lafayette	0-0	0-0	0-0	0	0	0	0	0	0	0	2
@LSU	0-0	0-0	0-0	0	0	0	0	0	0	0	1
GEORGIA						Did Not Play					
KENTUCKY											
@Alabama											
MISSISSIPPI											
@Arkansas											
TENNESSEE											
ALABAMA											
@Auburn											
ARKANSAS											
@Mississippi											
@South Carolina											
AUBURN											
@Florida											
@Vanderbilt											
LSU											

SEASON HIGH	BILLY BEGLEY	CAREER HIGH
--	Pts	5 vs Jacksonville State (12-22-04)
1 vs UT Martin (11-17-07)	Rebs	2 vs McNeese State (12-1-03)
--	Asts	1, 3x (last: vs Alabama 3-4-07)
--	Blks	--
--	Stls	--
--	FGM	1, 5x (last: vs South Alabama 12-9-06)
1 vs Louisiana Tech (11-10-07)	FGA	3, 2x (last: vs. Miss. Valley St. 3-13-07)
--	3FGM	1, 2x (last: vs Jacksonville St. 12-22-04)
--	3FGA	3 vs McNeese State (12-16-06)
--	FTM	2 vs Jacksonville State (12-22-04)
--	FTA	2, 2x (last: vs Jacksonville St. 12-22-04)
2, 2x (last: vs Lafayette 1-5-08)	Mins	3, 3x (last: vs. Miss. Valley St. 3-13-07)

Season/Career 10-Point Games:	0 - 0	Season/Career Double-Doubles:	0 - 0
Season/Career 20-Point Games:	0 - 0	Season/Career Team's Top Scorer:	0 - 0
Season/Career 5-Rebound Games:	0 - 0	Season/Career Team's Top Rebounder:	0 - 0
Season/Career 3-Assist Games:	0 - 0	Season/Career Team's Top Assist Man:	0 - 0

BILLY BEGLEY'S CAREER STATISTICS

Season	G-GS	Min	FGs	Pct	3FGs	Pct	FTs	Pct	Rebs	Ast	TO	Blk	Stl	Points
2003-04	5-0	6	1-2	.500	0-1	.000	0-2	.000	3-0.6	0	2	0	0	2-0.4
2004-05	12-0	18	3-5	.600	2-3	.667	2-2	1.000	2-0.2	1	0	0	0	10-0.8
2006-07	12-0	21	1-14	.071	0-11	.000	0-0	.000	1-0.1	2	2	0	0	2-0.2
2007-08	6-0	8	0-1	.000	0-0	.000	0-0	.000	1-0.2	0	1	0	0	0-0.0
Totals	35-0	51	5-22	.227	2-15	.133	2-4	.500	7-0.2	3	5	0	0	14-0.4



33 BRANDON BOLEN 33
6-3 • 195 • FR. • G
MADISON, MS (MADISON-RIDGELAND AC.)



14 ROD BRYANT 14
6-1 • 165 • FR. • G
BIRMINGHAM, AL (G.W. CARVER HS)

BRANDON BOLEN'S GAME-BY-GAME STATS (2007-08)

Opponent	FG	3FG	FT	Reb	PF	Pts	Ast	TO	BS	Stl	Min
LA. TECH	0-0	0-0	0-0	1	0	0	0	0	0	0	1
CLEMSON				Did Not Play							
UT MARTIN	0-0	0-0	0-0	0	1	0	0	1	0	0	1
UC Irvine				Did Not Play							
Southern Illinois				Did Not Play							
Miami (OH)				Did Not Play							
MURRAY ST.	0-1	0-0	0-0	0	0	0	0	0	0	0	1
SE LOUISIANA	0-0	0-0	0-0	0	0	0	0	1	0	0	1
MIAMI (FL)				Did Not Play							
@South Alabama				Did Not Play							
@Loyola M'mount	0-0	0-0	0-0	0	0	0	0	0	0	0	1
@TAMU-CC	0-0	0-0	1-2	1	0	1	0	0	0	0	2
MISSOURI				Did Not Play							
Lafayette	0-1	0-1	0-0	0	0	0	0	1	0	0	3
@LSU	0-0	0-0	0-0	2	0	0	0	0	0	0	1
GEORGIA				Did Not Play							
KENTUCKY				Did Not Play							
@Alabama				Did Not Play							
MISSISSIPPI				Did Not Play							
@Arkansas				Did Not Play							
TENNESSEE				Did Not Play							
ALABAMA				Did Not Play							
@Auburn				Did Not Play							
ARKANSAS				Did Not Play							
@Mississippi				Did Not Play							
@South Carolina				Did Not Play							
AUBURN				Did Not Play							
@Florida				Did Not Play							
@Vanderbilt				Did Not Play							
LSU				Did Not Play							

ROD BRYANT'S GAME-BY-GAME STATS (2007-08)

Opponent	FG	3FG	FT	Reb	PF	Pts	Ast	TO	BS	Stl	Min
LA. TECH	0-0	0-0	0-0	0	0	0	0	0	0	0	1
CLEMSON				Did Not Play							
UT MARTIN	1-1	0-0	0-1	1	0	2	0	1	0	0	1
UC Irvine				Did Not Play							
Southern Illinois				Did Not Play							
Miami (OH)				Did Not Play							
MURRAY ST.	0-0	0-0	0-0	0	0	0	0	0	0	0	1
SE LOUISIANA	1-1	0-0	0-0	0	0	2	0	0	0	0	1
MIAMI (FL)				Did Not Play							
@South Alabama				Did Not Play							
@Loyola M'mount				Did Not Play							
@TAMU-CC				Did Not Play							
MISSOURI				Did Not Play							
Lafayette				Did Not Play							
@LSU				Did Not Play							
GEORGIA				Did Not Play							
KENTUCKY				Did Not Play							
@Alabama				Did Not Play							
MISSISSIPPI				Did Not Play							
@Arkansas				Did Not Play							
TENNESSEE				Did Not Play							
ALABAMA				Did Not Play							
@Auburn				Did Not Play							
ARKANSAS				Did Not Play							
@Mississippi				Did Not Play							
@South Carolina				Did Not Play							
AUBURN				Did Not Play							
@Florida				Did Not Play							
@Vanderbilt				Did Not Play							
LSU				Did Not Play							

SEASON HIGH	BRANDON BOLEN	CAREER HIGH
1 at A&M-Corpus Christi (12-21-07)	Pts	same
2 at LSU (1-9-08)	Rebs	same
--	Asts	same
--	Blks	same
--	Stls	same
--	FGM	same
1, 2x (last: vs Lafayette 1-5-08)	FGA	same
--	3FGM	same
1 vs Lafayette (1-5-08)	3FGA	same
1 at A&M-Corpus Christi (12-21-07)	FTM	same
2 at A&M-Corpus Christi (12-21-07)	FTA	same
3 vs Lafayette (1-5-08)	Mins	same

SEASON HIGH	ROD BRYANT	CAREER HIGH
2, 2x (last: vs Southeastern La. 12-8-07)	Pts	same
1 vs UT Martin (11-17-07)	Rebs	same
--	Asts	same
--	Blks	same
--	Stls	same
1, 2x (last: vs Southeastern La. 12-8-07)	FGM	same
1, 2x (last: vs Southeastern La. 12-8-07)	FGA	same
--	3FGM	same
--	3FGA	same
--	FTM	same
1 vs UT Martin (11-17-07)	FTA	same
1, 4x (last: vs Southeastern La. 12-8-07)	Mins	same

Season/Career 10-Point Games:	0 - 0	Season/Career Double-Doubles:	0 - 0
Season/Career 20-Point Games:	0 - 0	Season/Career Team's Top Scorer:	0 - 0
Season/Career 5-Rebound Games:	0 - 0	Season/Career Team's Top Rebounder:	0 - 0
Season/Career 3-Assist Games:	0 - 0	Season/Career Team's Top Assist Man:	0 - 0

Season/Career 10-Point Games:	0 - 0	Season/Career Double-Doubles:	0 - 0
Season/Career 20-Point Games:	0 - 0	Season/Career Team's Top Scorer:	0 - 0
Season/Career 5-Rebound Games:	0 - 0	Season/Career Team's Top Rebounder:	0 - 0
Season/Career 3-Assist Games:	0 - 0	Season/Career Team's Top Assist Man:	0 - 0

BRANDON BOLEN'S CAREER STATISTICS

Season	G-GS	Min	FGs	Pct	3FGs	Pct	FTs	Pct	Rebs	Ast	TO	Blk	Stl	Points
2007-08	8-0	11	0-2	.000	0-1	.000	1-2	.500	4-0.5	0	3	0	0	1-0.1
Totals	8-0	11	0-2	.000	0-1	.000	1-2	.500	4-0.5	0	3	0	0	1-0.1

ROD BRYANT'S CAREER STATISTICS

Season	G-GS	Min	FGs	Pct	3FGs	Pct	FTs	Pct	Rebs	Ast	TO	Blk	Stl	Points
2007-08	4-0	4	2-2	1.000	0-0	.000	0-1	.000	1-0.3	0	1	0	0	4-1.0
Totals	4-0	4	2-2	1.000	0-0	.000	0-1	.000	1-0.3	0	1	0	0	4-1.0



10 JOSEPH IUPE 10
6-1 • 160 • So. • G
MADISON, MS (MADISON CENTRAL HS)

JOSEPH IUPE'S GAME-BY-GAME STATS (2007-08)

Opponent	FG	3FG	FT	Reb	PF	Pts	Ast	TO	BS	Stl	Min
LA. TECH	0-0	0-0	0-0	0	0	0	0	0	0	0	1
CLEMSON				Did Not Play							
UT MARTIN	0-0	0-0	0-0	0	0	0	0	0	0	0	1
UC Irvine				Did Not Play							
Southern Illinois				Did Not Play							
Miami (OH)				Did Not Play							
MURRAY ST.	0-0	0-0	0-0	0	0	0	0	0	0	0	1
SE LOUISIANA	0-0	0-0	0-0	1	0	0	0	0	0	0	1
MIAMI (FL)				Did Not Play							
@South Alabama				Did Not Play							
@Loyola M'mount	0-0	0-0	0-0	0	0	0	0	0	0	0	1
@TAMU-CC	0-0	0-0	0-0	0	0	0	0	0	0	0	1
MISSOURI				Did Not Play							
Lafayette	0-0	0-0	0-0	1	0	0	0	1	0	0	2
@LSU	0-0	0-0	0-0	1	0	0	0	0	0	0	1
GEORGIA				Did Not Play							
KENTUCKY											
@Alabama											
MISSISSIPPI											
@Arkansas											
TENNESSEE											
ALABAMA											
@Auburn											
ARKANSAS											
@Mississippi											
@South Carolina											
AUBURN											
@Florida											
@Vanderbilt											
LSU											

SEASON HIGH	JOSEPH IUPE	CAREER HIGH
--	Pts	2, 2x (last: vs Bradley 3-17-07)
1, 3x (last: at LSU 1-9-08)	Rebs	1, 6x (last: at LSU 1-9-08)
--	Asts	2 vs Nicholls (11-11-06)
--	Blks	--
--	Stls	--
--	FGM	1, 2x (last: vs Bradley 3-17-07)
--	FGA	2 vs TAMUCC (12-2-06)
--	3FGM	--
--	3FGA	1, 4x (last: vs Vanderbilt 2-21-07)
--	FTM	1 vs Loyola Marymount (11-13-06)
--	FTA	2, 2x (last: vs New Orleans 12-21-06)
2 vs Lafayette (1-5-08)	Mins	2, 5x (last: vs Lafayette 1-5-08)

Season/Career 10-Point Games:	0 - 0	Season/Career Double-Doubles:	0 - 0
Season/Career 20-Point Games:	0 - 0	Season/Career Team's Top Scorer:	0 - 0
Season/Career 5-Rebound Games:	0 - 0	Season/Career Team's Top Rebounder:	0 - 0
Season/Career 3-Assist Games:	0 - 0	Season/Career Team's Top Assist Man:	0 - 0

JOSEPH IUPE'S CAREER STATISTICS

Season	G-GS	Min	FGs	Pct	3FGs	Pct	FTs	Pct	Rebs	Ast	TO	Blk	Stl	Points
2006-07	15-0	19	2-7	.286	0-4	.000	1-4	.250	3-0.2	2	2	0	0	5-0.3
2007-08	8-0	9	0-0	.000	0-0	.000	0-0	.000	3-0.4	0	1	0	0	0-0.0
Totals	23-0	28	2-7	.286	0-4	.000	1-4	.250	6-0.3	2	3	0	0	5-0.2

Mississippi State Men's Basketball
Mississippi State Combined Team Statistics (as of Jan 12, 2008)
All games

RECORD:	OVERALL	HOME	AWAY	NEUTRAL
ALL GAMES.....	(11-5)	(6-2)	(3-1)	(2-2)
CONFERENCE.....	(2-0)	(1-0)	(1-0)	(0-0)
NON-CONFERENCE.....	(9-5)	(5-2)	(2-1)	(2-2)

##	Player	GP-GS	Min--Avg	---TOTAL---		---3-PTS---		FT-FTA	Pct	---REBOUNDS---				PF	FO	A	TO	Blk	Stl	Pts	Avg	
				FG-FGA	Pct	3FG-FGA	Pct			Off	Def	Tot	Avg									
44	Gordon, Jamont.....	16-16	521 32.6	97-225	.431	22-75	.293	57-79	.722	25	80	105	6.6	35	0	67	60	13	18	273	17.1	
23	Rhodes, Charles....	13-11	351 27.0	82-146	.562	0-2	.000	31-53	.585	36	55	91	7.0	37	2	12	29	18	12	195	15.0	
22	Stewart, Barry.....	16-16	544 34.0	63-151	.417	28-81	.346	37-51	.725	18	56	74	4.6	35	1	53	42	2	22	191	11.9	
11	Hansbrough, Ben....	16-16	499 31.2	50-123	.407	30-88	.341	26-33	.788	13	50	63	3.9	34	1	45	23	1	19	156	9.8	
32	Varnado, Jarvis.....	16-16	410 25.6	50-81	.617	0-1	.000	15-37	.405	46	92	138	8.6	45	3	7	19	83	7	115	7.2	
25	Turner, Phil.....	16-5	305 19.1	29-79	.367	14-45	.311	14-24	.583	13	40	53	3.3	29	1	17	19	6	22	86	5.4	
02	Johnson, Ravern....	12-0	81 6.8	16-30	.533	3-11	.273	1-3	.333	3	10	13	1.1	4	0	4	6	2	1	36	3.0	
21	Johnson, Brian.....	15-0	189 12.6	18-29	.621	0-2	.000	8-11	.727	20	22	42	2.8	24	0	3	21	7	8	44	2.9	
15	Benock, Riley.....	15-0	133 8.9	10-28	.357	9-24	.375	5-8	.625	1	14	15	1.0	8	0	13	7	1	4	34	2.3	
45	Bailey, Elgin.....	13-0	84 6.5	8-19	.421	0-0	.000	5-21	.238	12	13	25	1.9	15	0	1	12	3	3	21	1.6	
24	Augustus, Kodi.....	10-0	51 5.1	5-13	.385	2-7	.286	4-7	.571	3	9	12	1.2	8	0	2	7	2	1	16	1.6	
14	Bryant, Rod.....	4-0	4 1.0	2-2	1.000	0-0	.000	0-1	.000	0	1	1	0.3	0	0	0	1	0	0	4	1.0	
33	Bolen, Brandon.....	8-0	11 1.4	0-2	.000	0-1	.000	1-2	.500	1	3	4	0.5	1	0	0	3	0	0	1	0.1	
03	Begley, Billy.....	6-0	8 1.3	0-1	.000	0-0	.000	0-0	.000	0	1	1	0.2	1	0	0	1	0	0	0	0.0	
10	Iupe, Joseph.....	8-0	9 1.1	0-0	.000	0-0	.000	0-0	.000	1	2	3	0.4	0	0	0	1	0	0	0	0.0	
TEAM.....											19	22	41	2.6	0		7					

Total.....		16	3200	430-929		.463	108-337	.320	204-330	.618	211	470	681	42.6	276	8	224	258	138	117	1172	73.2
Opponents.....		16	3200	344-973		.354	96-311	.309	193-286	.675	211	358	569	35.6	307	-	177	233	42	118	977	61.1

TEAM STATISTICS	MS	OPP	DATE	OPPONENT	W/L	SCORE	ATTEND
-----							-----
SCORING.....	1172	977	11-10-07	LOUISIANA TECH	W	75-45	10153
Points per game.....	73.2	61.1	11-15-07	CLEMSON	L	82-84	9950
Scoring margin.....	+12.2	-	11-17-07	UT MARTIN	W	86-70	9950
FIELD GOALS-ATT.....	430-929	344-973	#11-22-07	vs UC Irvine	W	68-53	1387
Field goal pct.....	.463	.354	#11-23-07	vs Southern Illinois	L	49-63	1447
3 POINT FG-ATT.....	108-337	96-311	#11-25-07	vs Miami (OH)	L	60-67	2447
3-point FG pct.....	.320	.309	12-01-07	MURRAY STATE	W	78-61	7787
3-pt FG made per game..	6.8	6.0	12-08-07	SOUTHEASTERN LOUISIANA	W	84-59	7719
FREE THROWS-ATT.....	204-330	193-286	12-13-07	MIAMI (FL)	L	58-64	7912
Free throw pct.....	.618	.675	+12-15-07	at South Alabama	L	67-71	6731
REBOUNDS.....	681	569	12-19-07	at Loyola Marymount	W	85-54	1005
Rebounds per game.....	42.6	35.6	12-21-07	at Texas A&M-Corpus Christi	W	95-70	2051
Rebounding margin.....	+7.0	-	12-30-07	MISSOURI	W	87-75	8249
ASSISTS.....	224	177	^01-05-08	vs Lafayette	W	77-53	3044
Assists per game.....	14.0	11.1	*01-09-08	at LSU	W	61-39	7843
TURNOVERS.....	258	233	*01-12-08	GEORGIA	W	60-49	8713
Turnovers per game.....	16.1	14.6					
Turnover margin.....	-1.6	-		# - Anaheim Classic (Anaheim, Calif.)			
Assist/turnover ratio..	0.9	0.8		+ - Coors Classic (Mobile, Ala.)			
STEALS.....	117	118		^ - at Jackson, Miss. (Mississippi Coliseum)			
Steals per game.....	7.3	7.4		* - Southeastern Conference Game			
BLOCKS.....	138	42					
Blocks per game.....	8.6	2.6					
WINNING STREAK.....	6	-					
Home win streak.....	2	-					
ATTENDANCE.....	70433	25955					
Home games-Avg/Game....	8-8804	4-4408					
Neutral site-Avg/Game..	-	4-2081					

SCORE BY PERIODS:	1st	2nd	Total

Mississippi State.....	557	615	- 1172
Opponents.....	454	523	- 977

Mississippi State Men's Basketball
Mississippi State Combined Team Statistics (as of Jan 12, 2008)
Conference games

RECORD:	OVERALL	HOME	AWAY	NEUTRAL
ALL GAMES.....	(2-0)	(1-0)	(1-0)	(0-0)
CONFERENCE.....	(2-0)	(1-0)	(1-0)	(0-0)
NON-CONFERENCE.....	(0-0)	(0-0)	(0-0)	(0-0)

##	Player	GP-GS	Min--Avg	---TOTAL---		---3-PTS---		---REBOUNDS---								PF	FO	A	TO	Blk	Stl	Pts	Avg
				FG-FGA	Pct	3FG-FGA	Pct	FT-FTA	Pct	Off	Def	Tot	Avg										
44	Gordon, Jamont.....	2-2	70 35.0	11-25	.440	1-7	.143	5-6	.833	2	13	15	7.5	5	0	3	7	4	1	28	14.0		
32	Varnado, Jarvis....	2-2	46 23.0	10-15	.667	0-0	.000	2-5	.400	7	19	26	13.0	5	0	0	1	17	0	22	11.0		
22	Stewart, Barry.....	2-2	71 35.5	5-19	.263	1-9	.111	9-13	.692	2	9	11	5.5	7	0	7	6	0	3	20	10.0		
23	Rhodes, Charles....	1-0	12 12.0	4-5	.800	0-0	.000	0-2	.000	0	3	3	3.0	1	0	0	0	2	1	8	8.0		
11	Hansbrough, Ben....	2-2	66 33.0	5-13	.385	2-8	.250	1-2	.500	3	6	9	4.5	6	0	6	3	0	2	13	6.5		
25	Turner, Phil.....	2-2	71 35.5	4-13	.308	2-8	.250	1-2	.500	1	11	12	6.0	6	0	3	6	2	4	11	5.5		
15	Benock, Riley.....	2-0	18 9.0	2-3	.667	2-3	.667	3-4	.750	0	1	1	0.5	0	0	1	3	0	0	9	4.5		
02	Johnson, Ravern....	2-0	18 9.0	3-6	.500	0-2	.000	0-0	.000	1	3	4	2.0	0	0	0	1	0	0	6	3.0		
24	Augustus, Kodi....	1-0	1 1.0	1-2	.500	0-1	.000	0-0	.000	0	0	0	0.0	0	0	0	0	0	0	2	2.0		
45	Bailey, Elgin.....	1-0	6 6.0	1-1	1.000	0-0	.000	0-2	.000	1	0	1	1.0	1	0	0	3	1	0	2	2.0		
33	Bolen, Brandon....	1-0	1 1.0	0-0	.000	0-0	.000	0-0	.000	0	2	2	2.0	0	0	0	0	0	0	0	0.0		
03	Begley, Billy.....	1-0	1 1.0	0-0	.000	0-0	.000	0-0	.000	0	0	0	0.0	0	0	0	0	0	0	0	0.0		
10	Iupe, Joseph.....	1-0	1 1.0	0-0	.000	0-0	.000	0-0	.000	0	1	1	1.0	0	0	0	0	0	0	0	0.0		
21	Johnson, Brian....	2-0	18 9.0	0-1	.000	0-0	.000	0-0	.000	0	1	1	0.5	1	0	1	3	0	0	0	0.0		
TEAM.....										1	1	2	1.0	0			0						
<hr/>																							
Total.....		2	400	46-103	.447	8-38	.211	21-36	.583	18	70	88	44.0	32	0	21	33	26	11	121	60.5		
Opponents.....		2	400	30-131	.229	5-34	.147	23-35	.657	33	47	80	40.0	35	-	10	23	5	17	88	44.0		

TEAM STATISTICS	MS	OPP	DATE	OPPONENT	W/L	SCORE	ATTEND
<hr/>							
SCORING.....	121	88	*01-09-08	at LSU	W	61-39	7843
Points per game.....	60.5	44.0	*01-12-08	GEORGIA	W	60-49	8713
Scoring margin.....	+16.5	-					
FIELD GOALS-ATT.....	46-103	30-131	#	- Anaheim Classic (Anaheim, Calif.)			
Field goal pct.....	.447	.229	+	- Coors Classic (Mobile, Ala.)			
3 POINT FG-ATT.....	8-38	5-34	^	- at Jackson, Miss. (Mississippi Coliseum)			
3-point FG pct.....	.211	.147	*	- Southeastern Conference Game			
3-pt FG made per game..	4.0	2.5					
FREE THROWS-ATT.....	21-36	23-35					
Free throw pct.....	.583	.657					
REBOUNDS.....	88	80					
Rebounds per game.....	44.0	40.0					
Rebounding margin.....	+4.0	-					
ASSISTS.....	21	10					
Assists per game.....	10.5	5.0					
TURNOVERS.....	33	23					
Turnovers per game.....	16.5	11.5					
Turnover margin.....	-5.0	-					
Assist/turnover ratio..	0.6	0.4					
STEALS.....	11	17					
Steals per game.....	5.5	8.5					
BLOCKS.....	26	5					
Blocks per game.....	13.0	2.5					
WINNING STREAK.....	2	-					
Home win streak.....	1	-					
ATTENDANCE.....	8713	7843					
Home games-Avg/Game....	1-8713	1-7843					
Neutral site-Avg/Game..	-	0-0					

SCORE BY PERIODS:	1st	2nd	Total
<hr/>			
Mississippi State.....	52	69	- 121
Opponents.....	43	45	- 88

Mississippi State Men's Basketball
Mississippi State Combined Team Statistics (as of Jan 12, 2008)
6-Game Win Streak

RECORD:	OVERALL	HOME	AWAY	NEUTRAL
ALL GAMES.....	(6-0)	(2-0)	(3-0)	(1-0)
CONFERENCE.....	(2-0)	(1-0)	(1-0)	(0-0)
NON-CONFERENCE.....	(4-0)	(1-0)	(2-0)	(1-0)

##	Player	GP-GS	Min--Avg	---TOTAL---		---3-PTS---		---REBOUNDS---							PF	FO	A	TO	Blk	Stl	Pts	Avg
				FG-FGA	Pct	3FG-FGA	Pct	FT-FTA	Pct	Off	Def	Tot	Avg									
44	Gordon, Jamont.....	6-6	195 32.5	38-83	.458	7-23	.304	18-24	.750	10	25	35	5.8	13	0	27	20	6	7	101	16.8	
23	Rhodes, Charles....	3-2	71 23.7	21-33	.636	0-0	.000	6-13	.462	8	15	23	7.7	7	0	2	4	4	2	48	16.0	
22	Stewart, Barry.....	6-6	202 33.7	25-57	.439	9-29	.310	20-29	.690	7	18	25	4.2	14	0	24	17	0	8	79	13.2	
11	Hansbrough, Ben....	6-6	182 30.3	21-46	.457	11-30	.367	7-12	.583	8	22	30	5.0	14	1	22	7	0	8	60	10.0	
32	Varnado, Jarvis....	6-6	139 23.2	24-39	.615	0-1	.000	11-24	.458	20	39	59	9.8	15	0	2	6	36	1	59	9.8	
25	Turner, Phil.....	6-4	165 27.5	15-37	.405	6-20	.300	11-16	.688	6	28	34	5.7	14	0	8	11	5	12	47	7.8	
02	Johnson, Ravern....	6-0	58 9.7	15-22	.682	3-9	.333	0-1	.000	2	10	12	2.0	3	0	3	4	2	0	33	5.5	
15	Benock, Riley.....	6-0	54 9.0	4-10	.400	4-9	.444	4-6	.667	0	3	3	0.5	4	0	6	5	1	2	16	2.7	
45	Bailey, Elgin.....	5-0	31 6.2	2-8	.250	0-0	.000	4-12	.333	6	7	13	2.6	8	0	0	6	2	0	8	1.6	
21	Johnson, Brian....	6-0	69 11.5	3-5	.600	0-0	.000	2-4	.500	4	13	17	2.8	10	0	1	9	4	5	8	1.3	
24	Augustus, Kodi.....	5-0	19 3.8	2-5	.400	0-3	.000	1-2	.500	1	2	3	0.6	3	0	2	1	1	1	5	1.0	
33	Bolen, Brandon....	4-0	7 1.8	0-1	.000	0-1	.000	1-2	.500	1	2	3	0.8	0	0	0	1	0	0	1	0.3	
10	Iupe, Joseph.....	4-0	5 1.3	0-0	.000	0-0	.000	0-0	.000	1	1	2	0.5	0	0	0	1	0	0	0	0.0	
03	Begley, Billy.....	2-0	3 1.5	0-0	.000	0-0	.000	0-0	.000	0	0	0	0.0	0	0	0	0	0	0	0	0.0	
TEAM.....										6	4	10	1.7	0								
<hr/>																						
Total.....		6	1200	170-346		.491	40-125	.320	85-145	.586	80	189	269	44.8	105	1	97	96	61	46	465	77.5
Opponents.....		6	1200	116-377		.308	34-125	.272	74-113	.655	90	128	218	36.3	126	-	60	88	18	45	340	56.7

TEAM STATISTICS	MS	OPP	DATE	OPPONENT	W/L	SCORE	ATTEND
<hr/>							
SCORING.....	465	340	12-19-07	at Loyola Marymount	W	85-54	1005
Points per game.....	77.5	56.7	12-21-07	at Texas A&M-Corpus Christi	W	95-70	2051
Scoring margin.....	+20.8	-	12-30-07	MISSOURI	W	87-75	8249
FIELD GOALS-ATT.....	170-346	116-377	^01-05-08	vs Lafayette	W	77-53	3044
Field goal pct.....	.491	.308	*01-09-08	at LSU	W	61-39	7843
3 POINT FG-ATT.....	40-125	34-125	*01-12-08	GEORGIA	W	60-49	8713
3-point FG pct.....	.320	.272					
3-pt FG made per game..	6.7	5.7	#	- Anaheim Classic (Anaheim, Calif.)			
FREE THROWS-ATT.....	85-145	74-113	+	- Coors Classic (Mobile, Ala.)			
Free throw pct.....	.586	.655	^	- at Jackson, Miss. (Mississippi Coliseum)			
REBOUNDS.....	269	218	*	- Southeastern Conference Game			
Rebounds per game.....	44.8	36.3					
Rebounding margin.....	+8.5	-					
ASSISTS.....	97	60					
Assists per game.....	16.2	10.0					
TURNOVERS.....	96	88					
Turnovers per game.....	16.0	14.7					
Turnover margin.....	-1.3	-					
Assist/turnover ratio..	1.0	0.7					
STEALS.....	46	45					
Steals per game.....	7.7	7.5					
BLOCKS.....	61	18					
Blocks per game.....	10.2	3.0					
WINNING STREAK.....	6	-					
Home win streak.....	2	-					
ATTENDANCE.....	16962	13943					
Home games-Avg/Game....	2-8481	3-3633					
Neutral site-Avg/Game..	-	1-3044					

SCORE BY PERIODS:	1st	2nd	Total
<hr/>			
Mississippi State.....	221	244	- 465
Opponents.....	168	172	- 340

Mississippi State Men's Basketball
Mississippi State Combined Team Statistics (as of Jan 12, 2008)
Home games

RECORD:	OVERALL	HOME	AWAY	NEUTRAL
ALL GAMES.....	(6-2)	(6-2)	(0-0)	(0-0)
CONFERENCE.....	(1-0)	(1-0)	(0-0)	(0-0)
NON-CONFERENCE.....	(5-2)	(5-2)	(0-0)	(0-0)

##	Player	GP-GS	Min--Avg	---TOTAL---		---3-PTS---		---REBOUNDS---							PF	FO	A	TO	Blk	Stl	Pts	Avg
				FG-FGA	Pct	3FG-FGA	Pct	FT-FTA	Pct	Off	Def	Tot	Avg									
44	Gordon, Jamont.....	8-8	262 32.8	52-116	.448	10-38	.263	33-44	.750	13	45	58	7.3	17	0	32	29	7	6	147	18.4	
23	Rhodes, Charles....	7-6	178 25.4	45-77	.584	0-0	.000	15-26	.577	16	24	40	5.7	18	1	8	12	15	6	105	15.0	
22	Stewart, Barry.....	8-8	265 33.1	35-83	.422	15-44	.341	20-25	.800	9	31	40	5.0	18	1	23	19	1	15	105	13.1	
11	Hansbrough, Ben....	8-8	252 31.5	23-56	.411	14-39	.359	17-22	.773	6	23	29	3.6	20	1	20	10	1	8	77	9.6	
32	Varnado, Jarvis....	8-8	196 24.5	25-40	.625	0-0	.000	5-9	.556	20	47	67	8.4	21	2	3	11	47	1	55	6.9	
25	Turner, Phil.....	8-2	148 18.5	12-42	.286	4-23	.174	7-14	.500	7	21	28	3.5	12	0	8	11	2	9	35	4.4	
21	Johnson, Brian.....	8-0	96 12.0	11-17	.647	0-2	.000	4-5	.800	11	7	18	2.3	10	0	2	8	2	3	26	3.3	
15	Benock, Riley.....	8-0	74 9.3	7-19	.368	6-16	.375	5-8	.625	1	10	11	1.4	1	0	7	3	0	2	25	3.1	
24	Augustus, Kodi.....	5-0	33 6.6	3-8	.375	2-4	.500	3-5	.600	2	7	9	1.8	5	0	0	6	1	0	11	2.2	
45	Bailey, Elgin.....	6-0	45 7.5	6-11	.545	0-0	.000	1-7	.143	6	5	11	1.8	5	0	1	5	1	3	13	2.2	
02	Johnson, Ravern....	6-0	34 5.7	3-11	.273	0-3	.000	1-2	.500	1	1	2	0.3	1	0	1	4	0	1	7	1.2	
14	Bryant, Rod.....	4-0	4 1.0	2-2	1.000	0-0	.000	0-1	.000	0	1	1	0.3	0	0	0	1	0	0	4	1.0	
33	Bolen, Brandon.....	4-0	4 1.0	0-1	.000	0-0	.000	0-0	.000	0	1	1	0.3	1	0	0	2	0	0	0	0.0	
03	Begley, Billy.....	4-0	5 1.3	0-1	.000	0-0	.000	0-0	.000	0	1	1	0.3	1	0	0	1	0	0	0	0.0	
10	Iupe, Joseph.....	4-0	4 1.0	0-0	.000	0-0	.000	0-0	.000	0	1	1	0.3	0	0	0	0	0	0	0	0.0	
TEAM.....										12	17	29	3.6	0			1					

Total.....		8	1600	224-484	.463	51-169	.302	111-168	.661	104	242	346	43.2	130	5	105	123	77	54	610	76.2	
Opponents.....		8	1600	182-519	.351	50-167	.299	93-136	.684	116	189	305	38.1	158	-	81	121	23	61	507	63.4	

TEAM STATISTICS	MS	OPP	DATE	OPPONENT	W/L	SCORE	ATTEND
-----							-----
SCORING.....	610	507	11-10-07	LOUISIANA TECH	W	75-45	10153
Points per game.....	76.2	63.4	11-15-07	CLEMSON	L	82-84	9950
Scoring margin.....	+12.9	-	11-17-07	UT MARTIN	W	86-70	9950
FIELD GOALS-ATT.....	224-484	182-519	12-01-07	MURRAY STATE	W	78-61	7787
Field goal pct.....	.463	.351	12-08-07	SOUTHEASTERN LOUISIANA	W	84-59	7719
3 POINT FG-ATT.....	51-169	50-167	12-13-07	MIAMI (FL)	L	58-64	7912
3-point FG pct.....	.302	.299	12-30-07	MISSOURI	W	87-75	8249
3-pt FG made per game..	6.4	6.3	*01-12-08	GEORGIA	W	60-49	8713
FREE THROWS-ATT.....	111-168	93-136					
Free throw pct.....	.661	.684	# - Anaheim Classic (Anaheim, Calif.)				
REBOUNDS.....	346	305	+ - Coors Classic (Mobile, Ala.)				
Rebounds per game.....	43.2	38.1	^ - at Jackson, Miss. (Mississippi Coliseum)				
Rebounding margin.....	+5.1	-	* - Southeastern Conference Game				
ASSISTS.....	105	81					
Assists per game.....	13.1	10.1					
TURNOVERS.....	123	121					
Turnovers per game.....	15.4	15.1					
Turnover margin.....	-0.2	-					
Assist/turnover ratio..	0.9	0.7					
STEALS.....	54	61					
Steals per game.....	6.8	7.6					
BLOCKS.....	77	23					
Blocks per game.....	9.6	2.9					
WINNING STREAK.....	2	-					
Home win streak.....	2	-					
ATTENDANCE.....	70433	0					
Home games-Avg/Game....	8-8804	0-0					
Neutral site-Avg/Game..	-	0-0					

SCORE BY PERIODS:	1st	2nd	Total

Mississippi State.....	279	331	- 610
Opponents.....	223	284	- 507

Mississippi State Men's Basketball
Mississippi State Game-by-Game Highs (as of Jan 12, 2008)
All games

Opponent	Date	Score	WL	POINTS	REBOUNDS	ASSISTS	STEALS	BLOCKED SHOTS
LOUISIANA TECH	11-10-07	75-45	W	21-Gordon, Jamon	11-Stewart, Barr	3-Stewart, Barr Hansbrough, B Gordon, Jamon	2-Gordon, Jamon Turner, Phil	6-Varnado, Jarv
CLEMSON	11-15-07	82-84	L	23-Gordon, Jamon	12-Varnado, Jarv Gordon, Jamon	3-Gordon, Jamon Hansbrough, B	2-Stewart, Barr	6-Varnado, Jarv
UT MARTIN	11-17-07	86-70	W	20-Hansbrough, B	16-Varnado, Jarv	6-Gordon, Jamon	2-Stewart, Barr	3-Varnado, Jarv Rhodes, Charl
vs UC Irvine	11-22-07	68-53	W	18-Stewart, Barr	11-Rhodes, Charl	4-Gordon, Jamon	3-Rhodes, Charl	2-Gordon, Jamon Varnado, Jarv
vs Southern Illinois	11-23-07	49-63	L	20-Gordon, Jamon	7-Varnado, Jarv	6-Hansbrough, B	2-Varnado, Jarv	2-Varnado, Jarv
vs Miami (OH)	11-25-07	60-67	L	25-Rhodes, Charl	10-Rhodes, Charl	4-Stewart, Barr Gordon, Jamon	2-Gordon, Jamon	5-Varnado, Jarv
MURRAY STATE	12-01-07	78-61	W	22-Rhodes, Charl	7-Varnado, Jarv	4-Gordon, Jamon	4-Stewart, Barr	3-Varnado, Jarv
SOUTHEASTERN LOUISIANA	12-08-07	84-59	W	25-Gordon, Jamon	7-Rhodes, Charl Gordon, Jamon	4-Gordon, Jamon	3-Rhodes, Charl	4-Varnado, Jarv
MIAMI (FL)	12-13-07	58-64	L	18-Gordon, Jamon Stewart, Barr	9-Gordon, Jamon	5-Gordon, Jamon	2-Johnson, Bria	10-Varnado, Jarv
at South Alabama	12-15-07	67-71	L	17-Turner, Phil	13-Gordon, Jamon	6-Stewart, Barr	3-Varnado, Jarv Hansbrough, B	6-Varnado, Jarv
at Loyola Marymount	12-19-07	85-54	W	25-Gordon, Jamon	10-Rhodes, Charl	7-Gordon, Jamon Hansbrough, B	3-Gordon, Jamon Turner, Phil Johnson, Bria Hansbrough, B	9-Varnado, Jarv
at Texas A&M-Corpus Chris	12-21-07	95-70	W	26-Rhodes, Charl	10-Rhodes, Charl	5-Gordon, Jamon	2-Turner, Phil Gordon, Jamon	3-Johnson, Bria
MISSOURI	12-30-07	87-75	W	24-Stewart, Barr	10-Turner, Phil	7-Stewart, Barr	2-Stewart, Barr Turner, Phil	5-Varnado, Jarv
vs Lafayette	01-05-08	77-53	W	17-Hansbrough, B	12-Varnado, Jarv	7-Gordon, Jamon	2-Johnson, Bria	5-Varnado, Jarv
at LSU	01-09-08	61-39	W	13-Gordon, Jamon	17-Varnado, Jarv Varnado, Jarv	5-Stewart, Barr	2-Turner, Phil	7-Varnado, Jarv
GEORGIA	01-12-08	60-49	W	15-Gordon, Jamon	9-Varnado, Jarv Turner, Phil Gordon, Jamon	2-Turner, Phil Gordon, Jamon Stewart, Barr Hansbrough, B	2-Stewart, Barr Turner, Phil	10-Varnado, Jarv

Mississippi State Men's Basketball
Mississippi State Team Game-by-Game (as of Jan 12, 2008)
All games

TEAM STATISTICS

Opponent	Date	Score	W/L	---TOTAL---		--3-PTRS--		----REBOUNDS----												Pts---Avg
				FG-FGA	Pct	3FG-FGA	Pct	FT-FTA	Pct	Off	Def	Tot	Avg	PF	A	TO	Blk	Stl		
LOUISIANA TECH	11-10-07	75-45	W	27-71	.380	8-25	.320	13-20	.650	12	34	46	46.0	13	13	4	10	6	75	75.0
CLEMSON	11-15-07	82-84	L	28-64	.438	7-24	.292	19-31	.613	21	30	51	48.5	28	10	19	10	5	82	78.5
UT MARTIN	11-17-07	86-70	W	33-60	.550	10-22	.455	10-16	.625	12	38	50	49.0	14	21	25	9	6	86	81.0
vs UC Irvine	11-22-07	68-53	W	24-55	.436	7-18	.389	13-20	.650	12	31	43	47.5	17	13	17	5	6	68	77.8
vs Southern Illinois	11-23-07	49-63	L	18-42	.429	7-20	.350	6-9	.667	9	20	29	43.8	18	11	21	3	5	49	72.0
vs Miami (OH)	11-25-07	60-67	L	24-54	.444	3-16	.188	9-13	.692	13	23	36	42.5	18	10	15	8	4	60	70.0
MURRAY STATE	12-01-07	78-61	W	28-54	.519	4-15	.267	18-23	.783	14	22	36	41.6	10	13	14	7	11	78	71.1
SOUTHEASTERN LOUISIAN	12-08-07	84-59	W	32-61	.525	7-18	.389	13-19	.684	13	26	39	41.2	15	10	21	6	11	84	72.8
MIAMI (FL)	12-13-07	58-64	L	23-61	.377	6-24	.250	6-10	.600	9	31	40	41.1	14	10	10	12	4	58	71.1
at South Alabama	12-15-07	67-71	L	23-61	.377	9-30	.300	12-24	.500	16	26	42	41.2	24	16	16	7	13	67	70.7
at Loyola Marymount	12-19-07	85-54	W	34-58	.586	9-23	.391	8-26	.308	13	33	46	41.6	21	25	22	12	14	85	72.0
at Texas A&M-Corpus C	12-21-07	95-70	W	32-63	.508	9-16	.563	22-32	.688	19	25	44	41.8	19	18	10	6	8	95	73.9
MISSOURI	12-30-07	87-75	W	31-60	.517	5-21	.238	20-30	.667	16	27	43	41.9	19	18	14	7	5	87	74.9
vs Lafayette	01-05-08	77-53	W	27-62	.435	9-27	.333	14-21	.667	14	34	48	42.4	14	15	17	10	8	77	75.1
at LSU	01-09-08	61-39	W	24-50	.480	4-18	.222	9-17	.529	11	36	47	42.7	15	11	17	10	5	61	74.1
GEORGIA	01-12-08	60-49	W	22-53	.415	4-20	.200	12-19	.632	7	34	41	42.6	17	10	16	16	6	60	73.2
Mississippi State		1172		430-929	.463	108-337	.320	204-330	.618	211	470	681	42.6	276	224	258	138	117	1172	73.2
Opponents		977		344-973	.354	96-311	.309	193-286	.675	211	358	569	35.6	307	177	233	42	118	977	61.1

Games played: 16
Points/game: 73.2
FG Pct: 46.3
3FG Pct: 32.0
FT Pct: 61.8

Rebounds/game: 42.6
Assists/game: 14.0
Turnovers/game: 16.1
Assist/turnover ratio: 0.9
Steals/game: 7.3
Blocks/game: 8.6

Mississippi State Men's Basketball
Mississippi State Opponent Game-by-Game (as of Jan 12, 2008)
All games

OPPONENT STATISTICS

Opponent	Date	Score	W/L	---TOTAL---		--3-PTRS--				----REBOUNDS----				PF	A	TO	Blk	Stl	Pts---Avg	
				FG-FGA	Pct	3FG-FGA	Pct	FT-FTA	Pct	Off	Def	Tot	Avg						Pts	Avg
LOUISIANA TECH	11-10-07	75-45	W	17-62	.274	6-20	.300	5-10	.500	15	37	52	52.0	18	7	22	3	3	45	45.0
CLEMSON	11-15-07	82-84	L	24-70	.343	8-21	.381	28-38	.737	21	21	42	47.0	22	14	13	3	9	84	64.5
UT MARTIN	11-17-07	86-70	W	25-78	.321	11-36	.306	9-14	.643	19	19	38	44.0	21	11	14	1	9	70	66.3
vs UC Irvine	11-22-07	68-53	W	19-54	.352	3-17	.176	12-18	.667	9	22	31	40.8	21	11	13	1	7	53	63.0
vs Southern Illinois	11-23-07	49-63	L	20-45	.444	6-17	.353	17-18	.944	6	18	24	37.4	17	15	12	2	9	63	63.0
vs Miami (OH)	11-25-07	60-67	L	24-52	.462	5-12	.417	14-23	.609	9	20	29	36.0	15	18	7	1	5	67	63.7
MURRAY STATE	12-01-07	78-61	W	27-62	.435	4-15	.267	3-4	.750	13	16	29	35.0	18	9	15	4	9	61	63.3
SOUTHEASTERN LOUISIAN	12-08-07	84-59	W	23-54	.426	1-11	.091	12-15	.800	6	18	24	33.6	17	7	22	2	11	59	62.8
MIAMI (FL)	12-13-07	58-64	L	23-66	.348	8-20	.400	10-12	.833	13	30	43	34.7	12	8	9	6	3	64	62.9
at South Alabama	12-15-07	67-71	L	26-53	.491	10-17	.588	9-21	.429	10	29	39	35.1	20	17	18	1	8	71	63.7
at Loyola Marymount	12-19-07	85-54	W	19-57	.333	3-15	.200	13-20	.650	10	22	32	34.8	23	13	23	0	13	54	62.8
at Texas A&M-Corpus C	12-21-07	95-70	W	21-55	.382	11-24	.458	17-22	.773	13	16	29	34.3	22	10	14	6	0	70	63.4
MISSOURI	12-30-07	87-75	W	27-62	.435	9-27	.333	12-21	.571	13	20	33	34.2	29	19	12	3	6	75	64.3
vs Lafayette	01-05-08	77-53	W	19-72	.264	6-25	.240	9-15	.600	21	23	44	34.9	17	8	16	4	9	53	63.5
at LSU	01-09-08	61-39	W	14-66	.212	2-17	.118	9-13	.692	17	19	36	35.0	14	4	9	4	6	39	61.9
GEORGIA	01-12-08	60-49	W	16-65	.246	3-17	.176	14-22	.636	16	28	44	35.6	21	6	14	1	11	49	61.1

Opponents		977		344-973	.354	96-311	.309	193-286	.675	211	358	569	35.6	307	177	233	42	118	977	61.1
Mississippi State		1172		430-929	.463	108-337	.320	204-330	.618	211	470	681	42.6	276	224	258	138	117	1172	73.2

Games played: 16
Points/game: 61.1
FG Pct: 35.4
3FG Pct: 30.9
FT Pct: 67.5

Rebounds/game: 35.6
Assists/game: 11.1
Turnovers/game: 14.6
Assist/turnover ratio: 0.8
Steals/game: 7.4
Blocks/game: 2.6

Mississippi State Men's Basketball
Mississippi State Team Game-by-Game Comparison (as of Jan 12, 2008)
All games

Opponent	1st	2nd	Score	Mar	Total FG	FG Pct	3-Pointers	3FG Pct	Free Throws	FT Pct	Rebounds	Assist	TOver	Block	Steal	Fouls
-----	--/--	--/--	---/---	---	-----/-----	-----/-----	-----/-----	-----/-----	-----/-----	-----/-----	-----/-----	-----/-----	---/---	--/--	--/--	--/--
LOUISIANA TECH.....	30/14	45/31	75-45	+30	27-71/17-62	.380/.274	8-25/ 6-20	.320/.300	13-20/ 5-10	.650/.500	46/52 (6)	13/7	4/22	10/3	6/3	13/18
CLEMSON.....	32/39	50/45	82-84	(2)	28-64/24-70	.438/.343	7-24/ 8-21	.292/.381	19-31/28-38	.613/.737	51/42 +9	10/14	19/13	10/3	5/9	28/22
UT MARTIN.....	41/30	45/40	86-70	+16	33-60/25-78	.550/.321	10-22/11-36	.455/.306	10-16/ 9-14	.625/.643	50/38 +12	21/11	25/14	9/1	6/9	14/21
UC Irvine.....	41/34	27/19	68-53	+15	24-55/19-54	.436/.352	7-18/ 3-17	.389/.176	13-20/12-18	.650/.667	43/31 +12	13/11	17/13	5/1	6/7	17/21
Southern Illinois.....	28/32	21/31	49-63	(14)	18-42/20-45	.429/.444	7-20/ 6-17	.350/.353	6-9 /17-18	.667/.944	29/24 +5	11/15	21/12	3/2	5/9	18/17
Miami (OH).....	24/29	36/38	60-67	(7)	24-54/24-52	.444/.462	3-16/ 5-12	.188/.417	9-13/14-23	.692/.609	36/29 +7	10/18	15/7	8/1	4/5	18/15
MURRAY STATE.....	39/24	39/37	78-61	+17	28-54/27-62	.519/.435	4-15/ 4-15	.267/.267	18-23/ 3-4	.783/.750	36/29 +7	13/9	14/15	7/4	11/9	10/18
SOUTHEASTERN LOUISIANA.....	41/27	43/32	84-59	+25	32-61/23-54	.525/.426	7-18/ 1-11	.389/.091	13-19/12-15	.684/.800	39/24 +15	10/7	21/22	6/2	11/11	15/17
MIAMI (FL).....	28/27	30/37	58-64	(6)	23-61/23-66	.377/.348	6-24/ 8-20	.250/.400	6-10/10-12	.600/.833	40/43 (3)	10/8	10/9	12/6	4/3	14/12
South Alabama.....	32/30	35/41	67-71	(4)	23-61/26-53	.377/.491	9-30/10-17	.300/.588	12-24/ 9-21	.500/.429	42/39 +3	16/17	16/18	7/1	13/8	24/20
Loyola Marymount.....	40/22	45/32	85-54	+31	34-58/19-57	.586/.333	9-23/ 3-15	.391/.200	8-26/13-20	.308/.650	46/32 +14	25/13	22/23	12/0	14/13	21/23
Texas A&M-Corpus Christi.....	51/40	44/30	95-70	+25	32-63/21-55	.508/.382	9-16/11-24	.563/.458	22-32/17-22	.688/.773	44/29 +15	18/10	10/14	6/6	8/0	19/22
MISSOURI.....	41/38	46/37	87-75	+12	31-60/27-62	.517/.435	5-21/ 9-27	.238/.333	20-30/12-21	.667/.571	43/33 +10	18/19	14/12	7/3	5/6	19/29
Lafayette.....	37/25	40/28	77-53	+24	27-62/19-72	.435/.264	9-27/ 6-25	.333/.240	14-21/ 9-15	.667/.600	48/44 +4	15/8	17/16	10/4	8/9	14/17
LSU.....	25/19	36/20	61-39	+22	24-50/14-66	.480/.212	4-18/ 2-17	.222/.118	9-17/ 9-13	.529/.692	47/36 +11	11/4	17/9	10/4	5/6	15/14
GEORGIA.....	27/24	33/25	60-49	+11	22-53/16-65	.415/.246	4-20/ 3-17	.200/.176	12-19/14-22	.632/.636	41/44 (3)	10/6	16/14	16/1	6/11	17/21

Note: Game totals are displayed in the format TEAM/OPPONENT for each category

Mississippi State Men's Basketball
Mississippi State Team High/Low Analysis (as of Jan 12, 2008)
All games

Mississippi State - TEAM GAME HIGHS

POINTS.....	95	at Texas A&M-Corpus Christi (12-21-07)
	87	vs Missouri (12-30-07)
	86	vs UT Martin (11-17-07)
	85	at Loyola Marymount (12-19-07)
	84	vs Southeastern Louisiana (12-08-07)
FIELD GOALS MADE.....	34	at Loyola Marymount (12-19-07)
	33	vs UT Martin (11-17-07)
FIELD GOAL ATTEMPTS.....	71	vs Louisiana Tech (11-10-07)
	64	vs Clemson (11-15-07)
FIELD GOAL PERCENTAGE.....	.586 (34-58)	at Loyola Marymount (12-19-07)
	.550 (33-60)	vs UT Martin (11-17-07)
3 PT FIELD GOALS MADE.....	10	vs UT Martin (11-17-07)
	9	vs Lafayette (01-05-08)
	9	at Texas A&M-Corpus Christi (12-21-07)
	9	at Loyola Marymount (12-19-07)
	9	at South Alabama (12-15-07)
3 PT FG ATTEMPTS.....	30	at South Alabama (12-15-07)
	27	vs Lafayette (01-05-08)
3 PT FG PERCENTAGE.....	.563 (9-16)	at Texas A&M-Corpus Christi (12-21-07)
	.455 (10-22)	vs UT Martin (11-17-07)
FREE THROWS MADE.....	22	at Texas A&M-Corpus Christi (12-21-07)
	20	vs Missouri (12-30-07)
FREE THROW ATTEMPTS.....	32	at Texas A&M-Corpus Christi (12-21-07)
	31	vs Clemson (11-15-07)
FREE THROW PERCENTAGE.....	.783 (18-23)	vs Murray State (12-01-07)
	.692 (9-13)	vs Miami (OH) (11-25-07)
REBOUNDS.....	51	vs Clemson (11-15-07)
	50	vs UT Martin (11-17-07)
ASSISTS.....	25	at Loyola Marymount (12-19-07)
	21	vs UT Martin (11-17-07)
STEALS.....	14	at Loyola Marymount (12-19-07)
	13	at South Alabama (12-15-07)
BLOCKED SHOTS.....	16	vs Georgia (01-12-08)
	12	at Loyola Marymount (12-19-07)
	12	vs Miami (FL) (12-13-07)
TURNOVERS.....	25	vs UT Martin (11-17-07)
	22	at Loyola Marymount (12-19-07)
FOULS.....	28	vs Clemson (11-15-07)
	24	at South Alabama (12-15-07)

Mississippi State Men's Basketball
Mississippi State High/Low Analysis (as of Jan 12, 2008)
All games

Opponent - GAME HIGHS

POINTS.....	84	vs Clemson (11-15-07)
	75	vs Missouri (12-30-07)
	71	at South Alabama (12-15-07)
	70	at Texas A&M-Corpus Christi (12-21-07)
	70	vs UT Martin (11-17-07)
FIELD GOALS MADE.....	27	vs Missouri (12-30-07)
	27	vs Murray State (12-01-07)
FIELD GOAL ATTEMPTS.....	78	vs UT Martin (11-17-07)
	72	vs Lafayette (01-05-08)
FIELD GOAL PERCENTAGE.....	.491 (26-53)	at South Alabama (12-15-07)
	.462 (24-52)	vs Miami (OH) (11-25-07)
3 PT FIELD GOALS MADE.....	11	at Texas A&M-Corpus Christi (12-21-07)
	11	vs UT Martin (11-17-07)
3 PT FG ATTEMPTS.....	36	vs UT Martin (11-17-07)
	27	vs Missouri (12-30-07)
3 PT FG PERCENTAGE.....	.588 (10-17)	at South Alabama (12-15-07)
	.458 (11-24)	at Texas A&M-Corpus Christi (12-21-07)
FREE THROWS MADE.....	28	vs Clemson (11-15-07)
	17	at Texas A&M-Corpus Christi (12-21-07)
	17	vs Southern Illinois (11-23-07)
FREE THROW ATTEMPTS.....	38	vs Clemson (11-15-07)
	23	vs Miami (OH) (11-25-07)
FREE THROW PERCENTAGE.....	.944 (17-18)	vs Southern Illinois (11-23-07)
	.833 (10-12)	vs Miami (FL) (12-13-07)
REBOUNDS.....	52	vs Louisiana Tech (11-10-07)
	44	vs Georgia (01-12-08)
	44	vs Lafayette (01-05-08)
ASSISTS.....	19	vs Missouri (12-30-07)
	18	vs Miami (OH) (11-25-07)
STEALS.....	13	at Loyola Marymount (12-19-07)
	11	vs Georgia (01-12-08)
	11	vs Southeastern Louisiana (12-08-07)
BLOCKED SHOTS.....	6	at Texas A&M-Corpus Christi (12-21-07)
	6	vs Miami (FL) (12-13-07)
TURNOVERS.....	23	at Loyola Marymount (12-19-07)
	22	vs Southeastern Louisiana (12-08-07)
	22	vs Louisiana Tech (11-10-07)
FOULS.....	29	vs Missouri (12-30-07)
	23	at Loyola Marymount (12-19-07)

Mississippi State Men's Basketball
Mississippi State High/Low Analysis (as of Jan 12, 2008)
All games

Mississippi State - GAME LOWS

POINTS.....	49	vs Southern Illinois (11-23-07)
	58	vs Miami (FL) (12-13-07)
	60	vs Miami (OH) (11-25-07)
	60	vs Georgia (01-12-08)
	61	at LSU (01-09-08)
FIELD GOALS MADE.....	18	vs Southern Illinois (11-23-07)
	22	vs Georgia (01-12-08)
FIELD GOAL ATTEMPTS.....	42	vs Southern Illinois (11-23-07)
	50	at LSU (01-09-08)
FIELD GOAL PERCENTAGE.....	.377 (23-61)	vs Miami (FL) (12-13-07)
	.377 (23-61)	at South Alabama (12-15-07)
3 PT FIELD GOALS MADE.....	3	vs Miami (OH) (11-25-07)
	4	vs Murray State (12-01-07)
	4	at LSU (01-09-08)
	4	vs Georgia (01-12-08)
3 PT FG ATTEMPTS.....	15	vs Murray State (12-01-07)
	16	vs Miami (OH) (11-25-07)
	16	at Texas A&M-Corpus Christi (12-21-07)
3 PT FG PERCENTAGE.....	.188 (3-16)	vs Miami (OH) (11-25-07)
	.200 (4-20)	vs Georgia (01-12-08)
FREE THROWS MADE.....	6	vs Southern Illinois (11-23-07)
	6	vs Miami (FL) (12-13-07)
FREE THROW ATTEMPTS.....	9	vs Southern Illinois (11-23-07)
	10	vs Miami (FL) (12-13-07)
FREE THROW PERCENTAGE.....	.308 (8-26)	at Loyola Marymount (12-19-07)
	.500 (12-24)	at South Alabama (12-15-07)
REBOUNDS.....	29	vs Southern Illinois (11-23-07)
	36	vs Miami (OH) (11-25-07)
	36	vs Murray State (12-01-07)
ASSISTS.....	10	vs Clemson (11-15-07)
	10	vs Miami (OH) (11-25-07)
	10	vs Southeastern Louisiana (12-08-07)
	10	vs Miami (FL) (12-13-07)
	10	vs Georgia (01-12-08)
STEALS.....	4	vs Miami (OH) (11-25-07)
	4	vs Miami (FL) (12-13-07)
BLOCKED SHOTS.....	3	vs Southern Illinois (11-23-07)
	5	vs UC Irvine (11-22-07)
TURNOVERS.....	4	vs Louisiana Tech (11-10-07)
	10	vs Miami (FL) (12-13-07)
	10	at Texas A&M-Corpus Christi (12-21-07)
FOULS.....	10	vs Murray State (12-01-07)
	13	vs Louisiana Tech (11-10-07)

Mississippi State Men's Basketball
Mississippi State High/Low Analysis (as of Jan 12, 2008)
All games

Opponent - GAME LOWS

POINTS.....	39	at LSU (01-09-08)
	45	vs Louisiana Tech (11-10-07)
	49	vs Georgia (01-12-08)
	53	vs UC Irvine (11-22-07)
	53	vs Lafayette (01-05-08)
FIELD GOALS MADE.....	14	at LSU (01-09-08)
	16	vs Georgia (01-12-08)
FIELD GOAL ATTEMPTS.....	45	vs Southern Illinois (11-23-07)
	52	vs Miami (OH) (11-25-07)
FIELD GOAL PERCENTAGE.....	.212 (14-66)	at LSU (01-09-08)
	.246 (16-65)	vs Georgia (01-12-08)
3 PT FIELD GOALS MADE.....	1	vs Southeastern Louisiana (12-08-07)
	2	at LSU (01-09-08)
3 PT FG ATTEMPTS.....	11	vs Southeastern Louisiana (12-08-07)
	12	vs Miami (OH) (11-25-07)
3 PT FG PERCENTAGE.....	.091 (1-11)	vs Southeastern Louisiana (12-08-07)
	.118 (2-17)	at LSU (01-09-08)
FREE THROWS MADE.....	3	vs Murray State (12-01-07)
	5	vs Louisiana Tech (11-10-07)
FREE THROW ATTEMPTS.....	4	vs Murray State (12-01-07)
	10	vs Louisiana Tech (11-10-07)
FREE THROW PERCENTAGE.....	.429 (9-21)	at South Alabama (12-15-07)
	.500 (5-10)	vs Louisiana Tech (11-10-07)
REBOUNDS.....	24	vs Southern Illinois (11-23-07)
	24	vs Southeastern Louisiana (12-08-07)
ASSISTS.....	4	at LSU (01-09-08)
	6	vs Georgia (01-12-08)
STEALS.....	0	at Texas A&M-Corpus Christi (12-21-07)
	3	vs Louisiana Tech (11-10-07)
	3	vs Miami (FL) (12-13-07)
BLOCKED SHOTS.....	0	at Loyola Marymount (12-19-07)
	1	vs UT Martin (11-17-07)
	1	vs UC Irvine (11-22-07)
	1	vs Miami (OH) (11-25-07)
	1	at South Alabama (12-15-07)
	1	vs Georgia (01-12-08)
TURNOVERS.....	7	vs Miami (OH) (11-25-07)
	9	vs Miami (FL) (12-13-07)
	9	at LSU (01-09-08)
FOULS.....	12	vs Miami (FL) (12-13-07)
	14	at LSU (01-09-08)

Mississippi State Men's Basketball
Mississippi State Player High/Low Analysis (as of Jan 12, 2008)
All games

Mississippi State - INDIVIDUAL GAME HIGHS

POINTS.....	26	Rhodes, Charles at Texas A&M-Corpus Christi (12-21-07)
	25	Gordon, Jamont at Loyola Marymount (12-19-07)
	25	Gordon, Jamont vs Southeastern Louisiana (12-08-07)
	25	Rhodes, Charles vs Miami (OH) (11-25-07)
	24	Stewart, Barry vs Missouri (12-30-07)
FIELD GOALS MADE.....	11	Rhodes, Charles vs Miami (OH) (11-25-07)
	10	Rhodes, Charles at Texas A&M-Corpus Christi (12-21-07)
FIELD GOAL ATT.....	19	Gordon, Jamont vs Lafayette (01-05-08)
	19	Gordon, Jamont vs Miami (FL) (12-13-07)
FG PCT (min 5 made).....	1.000 (5-5)	Varnado, Jarvis vs Lafayette (01-05-08)
	.875 (7-8)	Rhodes, Charles vs Southeastern Louisiana (12-08-07)
3 PT FG MADE.....	5	Hansbrough, Ben vs Lafayette (01-05-08)
	5	Gordon, Jamont at Loyola Marymount (12-19-07)
	5	Stewart, Barry vs Miami (FL) (12-13-07)
3 PT FG ATTEMPTS.....	10	Hansbrough, Ben at South Alabama (12-15-07)
	9	Stewart, Barry vs Miami (FL) (12-13-07)
	9	Gordon, Jamont vs Clemson (11-15-07)
3-PT FG PCT (min 2 made).....	1.000 (3-3)	Turner, Phil at Texas A&M-Corpus Christi (12-21-07)
	1.000 (3-3)	Benock, Riley vs UT Martin (11-17-07)
	1.000 (2-2)	Johnson, Ravern at Texas A&M-Corpus Christi (12-21-07)
	1.000 (2-2)	Augustus, Kodi vs Southeastern Louisiana (12-08-07)
FREE THROWS MADE.....	8	Gordon, Jamont vs Southeastern Louisiana (12-08-07)
	6	Stewart, Barry at LSU (01-09-08)
	6	Varnado, Jarvis vs Lafayette (01-05-08)
	6	Rhodes, Charles at Texas A&M-Corpus Christi (12-21-07)
	6	Rhodes, Charles vs Murray State (12-01-07)
	6	Gordon, Jamont vs Miami (OH) (11-25-07)
	6	Gordon, Jamont vs Clemson (11-15-07)
FREE THROW ATT.....	10	Gordon, Jamont vs Southeastern Louisiana (12-08-07)
	10	Gordon, Jamont vs Clemson (11-15-07)
FT PCT (min 3 made).....	1.000 (6-6)	Rhodes, Charles vs Murray State (12-01-07)
	1.000 (5-5)	Stewart, Barry vs Missouri (12-30-07)
	1.000 (4-4)	Hansbrough, Ben vs UT Martin (11-17-07)
	1.000 (4-4)	Stewart, Barry vs Clemson (11-15-07)
	1.000 (4-4)	Gordon, Jamont vs Louisiana Tech (11-10-07)
	1.000 (3-3)	Gordon, Jamont vs Georgia (01-12-08)
REBOUNDS.....	17	Varnado, Jarvis at LSU (01-09-08)
	16	Varnado, Jarvis vs UT Martin (11-17-07)
ASSISTS.....	7	Gordon, Jamont vs Lafayette (01-05-08)
	7	Stewart, Barry vs Missouri (12-30-07)
	7	Hansbrough, Ben at Loyola Marymount (12-19-07)
	7	Gordon, Jamont at Loyola Marymount (12-19-07)
STEALS.....	4	Stewart, Barry vs Murray State (12-01-07)
	3	Johnson, Brian at Loyola Marymount (12-19-07)
	3	Turner, Phil at Loyola Marymount (12-19-07)
	3	Gordon, Jamont at Loyola Marymount (12-19-07)
	3	Hansbrough, Ben at Loyola Marymount (12-19-07)
	3	Hansbrough, Ben at South Alabama (12-15-07)
	3	Varnado, Jarvis at South Alabama (12-15-07)
	3	Rhodes, Charles vs Southeastern Louisiana (12-08-07)
	3	Rhodes, Charles vs UC Irvine (11-22-07)
BLOCKED SHOTS.....	10	Varnado, Jarvis vs Georgia (01-12-08)
	10	Varnado, Jarvis vs Miami (FL) (12-13-07)

6	Gordon, Jamont vs Lafayette (01-05-08)
6	Gordon, Jamont vs Miami (FL) (12-13-07)
6	Gordon, Jamont vs Clemson (11-15-07)
5	Hansbrough, Ben vs Missouri (12-30-07)
5	Varnado, Jarvis at South Alabama (12-15-07)
5	Turner, Phil at South Alabama (12-15-07)
5	Rhodes, Charles vs Southeastern Louisiana (12-08-07)
5	Varnado, Jarvis vs Southeastern Louisiana (12-08-07)
5	Rhodes, Charles vs Southern Illinois (11-23-07)
5	Stewart, Barry vs Clemson (11-15-07)
5	Varnado, Jarvis vs Clemson (11-15-07)

Mississippi State Men's Basketball
Mississippi State High/Low Analysis (as of Jan 12, 2008)
All games

OPPONENT INDIVIDUAL GAME HIGHS

POINTS.....	39	Bennett, Demetric at South Alabama (12-15-07)
	30	BRAMOS, Michael vs Miami (OH) (11-25-07)
	29	McClinton, Jack vs Miami (FL) (12-13-07)
	28	Lawrence, Matt vs Missouri (12-30-07)
	27	Hudson, Lester vs UT Martin (11-17-07)
FIELD GOALS MADE.....	14	Bennett, Demetric at South Alabama (12-15-07)
	11	McClinton, Jack vs Miami (FL) (12-13-07)
FIELD GOAL ATT.....	23	Weddle, Marquis vs UT Martin (11-17-07)
	22	McClinton, Jack vs Miami (FL) (12-13-07)
	22	Hudson, Lester vs UT Martin (11-17-07)
FG PCT (min 5 made).....	.833 (5-6)	Joshua Bone vs Southern Illinois (11-23-07)
	.824 (14-17)	Bennett, Demetric at South Alabama (12-15-07)
3 PT FG MADE.....	6	Lawrence, Matt vs Missouri (12-30-07)
	6	Bennett, Demetric at South Alabama (12-15-07)
3 PT FG ATTEMPTS.....	12	Hudson, Lester vs UT Martin (11-17-07)
	11	Lawrence, Matt vs Missouri (12-30-07)
3-PT FG PCT (min 2 made).....	1.000 (6-6)	Bennett, Demetric at South Alabama (12-15-07)
	1.000 (3-3)	Reynolds, Justin at Texas A&M-Corpus Christi (12-21-07)
FREE THROWS MADE.....	9	BRAMOS, Michael vs Miami (OH) (11-25-07)
	9	Randal Falker vs Southern Illinois (11-23-07)
FREE THROW ATT.....	11	BRAMOS, Michael vs Miami (OH) (11-25-07)
	10	Abdullah, Bilal vs Lafayette (01-05-08)
	10	Randal Falker vs Southern Illinois (11-23-07)
	10	Gibson, Kyle vs Louisiana Tech (11-10-07)
FT PCT (min 3 made).....	1.000 (8-8)	Stitt, Demontez vs Clemson (11-15-07)
	1.000 (7-7)	DEADWILER, Shawn at Loyola Marymount (12-19-07)
	1.000 (6-6)	Thornton, Marcus at LSU (01-09-08)
	1.000 (5-5)	Hudson, Lester vs UT Martin (11-17-07)
	1.000 (4-4)	Asbury, Brian vs Miami (FL) (12-13-07)
	1.000 (4-4)	Sullivan, Patrick vs Southeastern Louisiana (12-08-07)
	1.000 (4-4)	Bryan Mullins vs Southern Illinois (11-23-07)
	1.000 (4-4)	Matt Shaw vs Southern Illinois (11-23-07)
	1.000 (4-4)	Rivers, K.C. vs Clemson (11-15-07)
	1.000 (3-3)	Perkins, Kevin at Texas A&M-Corpus Christi (12-21-07)
	1.000 (3-3)	Green, Kevyn vs Southeastern Louisiana (12-08-07)
	1.000 (3-3)	Grant, Jerai vs Clemson (11-15-07)
REBOUNDS.....	15	Gibson, Kyle vs Louisiana Tech (11-10-07)
	12	Coleman, DeAndre at South Alabama (12-15-07)
ASSISTS.....	10	DIERKERS, Tyler vs Miami (OH) (11-25-07)
	8	Bryan Mullins vs Southern Illinois (11-23-07)
STEALS.....	6	Bryan Mullins vs Southern Illinois (11-23-07)
	5	ZIRI, Jon at Loyola Marymount (12-19-07)
	5	Nance, Tavaris vs Southeastern Louisiana (12-08-07)
BLOCKED SHOTS.....	4	Graham, Jimmy vs Miami (FL) (12-13-07)
	3	Abdullah, Bilal vs Lafayette (01-05-08)
	3	Reynolds, Justin at Texas A&M-Corpus Christi (12-21-07)
	3	Williams, Marvin vs Murray State (12-01-07)
TURNOVERS.....	5	Detmer, Ted vs Lafayette (01-05-08)
	5	Betley, Matt vs Lafayette (01-05-08)
	5	SUTTON, Terron at Loyola Marymount (12-19-07)
	5	Green, Kevyn vs Southeastern Louisiana (12-08-07)
	5	Span, Warrell vs Southeastern Louisiana (12-08-07)
	5	Robinson, Gerald vs UT Martin (11-17-07)
	5	Stitt, Demontez vs Clemson (11-15-07)
FOULS.....	5	Humphrey, Billy vs Georgia (01-12-08)

2007-08 MISSISSIPPI STATE BASKETBALL RESULTS (11-5, 2-0 SEC)

<u>Date (TV)</u>	<u>Opponent (MSU Rank/Opp Rank)</u>	<u>Score</u>	<u>+/-</u>	<u>W</u>	<u>L</u>	<u>Overall Record</u>	<u>SEC Record</u>	<u>Attend</u>	<u>Leading Scorer</u>	<u>Leading Rebounder</u>
11-10	LOUISIANA TECH (NR/NR)	75-45	+30	W		1-0		10,153	Gordon - 21	Stewart - 11
11-15 (FSN/SUN)	CLEMSON (NR/NR)	82-84	-2		L	1-1		9,950	Gordon - 23	Varnado, Gordon - 12
11-17	UT MARTIN (NR/NR)	86-70	+16	W		2-1		9,950	Hansbrough - 20	Varnado - 16
11-22 (ESPNU)	#UC Irvine (NR/NR)	68-53	+15	W		3-1		1,387	Stewart - 18	Rhodes - 11
11-23 (ESPN2)	#Southern Illinois (NR/#18)	49-63	-14		L	3-2		1,447	Gordon - 20	Varnado - 7
11-25 (ESPN2)	#Miami [OH] (NR/NR)	60-67	-7		L	3-3		2,447	Rhodes - 25	Rhodes - 10
12-1	MURRAY STATE (NR/NR)	78-61	+17	W		4-3		7,787	Rhodes - 22	Varnado - 7
12-8 (CSS)	SOUTHEASTERN LOUISIANA (NR/NR)	84-59	+25	W		5-3		7,719	Gordon - 25	Rhodes, Gordon - 7
12-13 (FSN/SUN)	MIAMI [FL] (NR/NR)	58-64	-6		L	5-4		7,912	Gordon, Stewart - 18	Gordon - 9
12-15 (CSS)	*at South Alabama (NR/NR)	67-71	-4		L	5-5		6,731	Turner - 17	Gordon - 13
12-19	at Loyola Marymount	85-54	+31	W		6-5		1,005	Gordon - 25	Rhodes - 10
12-21 (CSS)	at Texas A&M-Corpus Christi (NR/NR)	95-70	+25	W		7-5		2,051	Rhodes - 26	Rhodes - 10
12-30 (SS)	MISSOURI (NR/NR)	87-75	+12	W		8-5		8,249	Stewart - 24	Turner - 10
1-5	^Lafayette (NR/NR)	77-53	+24	W		9-5		3,044	Hansbrough - 17	Varnado - 12
1-9	at LSU (NR/NR)	61-39	+22	W		10-5	1-0	7,843	Gordon, Varnado - 13	Varnado - 17
1-12 (RS)	GEORGIA (NR/NR)	60-49	+11	W		11-5	2-0	8,713	Gordon - 15	Three players - 9

- Anaheim Classic (Anaheim, CA); * - Coors Classic (Mobile, AL); ^ - at Jackson, Miss. (Mississippi Coliseum)

MISCELLANEOUS MSU INDIVIDUAL STATISTICS

Games Scoring in Double Figures: Gordon 15, Rhodes 11, Stewart 9, Hansbrough 7, Turner 3, Varnado 3, B. Johnson 1, Benock 1, R. Johnson 1.

Games Scoring 20+ Points: Gordon 6, Rhodes 3, Stewart 1, Hansbrough 1.

Games Scoring 30+ Points: --

Games Rebounding in Double Figures: Varnado 5, Rhodes 4, Gordon 2, Stewart 1, Turner 1.

Games with Double Figures in Assists: --

Games with Double Figures in Points & Rebounds/Assists: Rhodes 4, Varnado 2, Gordon 1, Stewart 1, Turner 1.

Games as Team's High Scorer (or co-leader): Gordon 8, Rhodes 3, Stewart 3, Hansbrough 2, Varnado 1, Turner 1.

Games as Team's High Rebounder (or co-leader): Varnado 7, Rhodes 5, Gordon 5, Turner 2, Stewart 1.

Games as Team's Leader in Assists (or co-leader): Gordon 12, Stewart 6, Hansbrough 5, Turner 1.

MISSISSIPPI STATE'S RECORD WHEN...

MSU leads at halftime	11-2
MSU trails at halftime	0-3
MSU is tied at halftime	0-0
MSU shoots 45% or better from field	7-0
MSU shoots less than 45% from field	4-5
MSU opponent shoots less than 45% from field	11-3
MSU opponent shoots 45% or better from field	0-2
MSU outrebounds (or ties) the opponent	9-4
MSU is outrebounded by the opponent	2-1
MSU commits fewer turnovers than opponent	5-1
MSU commits more turnovers than opponent	6-4
MSU commits same number of turnovers as opponent	0-0
MSU wins the opening tip-off	9-2
MSU loses the opening tip-off	2-3
MSU holds opponent to 65 points or less	8-2
MSU is involved in games decided by 5 points or less	0-2

MSU'S RECORD BY STARTING LINEUP

Gordon, Hansbrough, Rhodes, Stewart, Varnado	7-4
Gordon, Hansbrough, Stewart, Turner, Varnado	4-1

MISCELLANEOUS MSU WIN-LOSS RECORDS

All Games	11-5
Home Games	6-2
Road Games	3-1
Neutral-site Games	2-2
Non-SEC Games	9-5
Non-SEC Home Games	5-2
Non-SEC Road Games	2-1
Non-SEC Neutral Games	2-2
SEC Regular Season	2-0
SEC Home Games	1-0
SEC Road Games	1-0
SEC Western Division	1-0
SEC Eastern Division	1-0
SEC Tournament Games	0-0
In-season Tournament Games	1-2
November Games	3-3
December Games	5-2
January Games	3-0
February Games	0-0
March Games	0-0
Monday Games	0-0
Tuesday Games	0-0
Wednesday Games	2-0
Thursday Games	1-2
Friday Games	1-1
Saturday Games	6-1
Sunday Games	1-1
Overtime Games	0-0
Television Games	5-5
vs. Ranked Opponents	0-1

Largest Lead Surrendered in Loss:
13 at South Alabama (57-44)

Largest Halftime Lead Surrendered in Loss:
2 at South Alabama (32-30)

Largest Deficit Overcome in Win:
6 vs Missouri (20-14) & at Texas A&M-Corpus Christi (15-9)

Largest Halftime Deficit Overcome in Win:
--

Largest Lead At Any Time:
36 vs Louisiana Tech (75-39)

Largest Deficit At Any Time:
17 vs Southern Illinois (61-44)

Largest Lead Surrendered in Loss:
--

Largest Halftime Lead Surrendered in Loss:
--

Largest Deficit Overcome in Win:
2 vs Georgia (22-20)

Largest Halftime Deficit Overcome in Win:
--

Largest Lead At Any Time:
22 at LSU (61-39)

Largest Deficit At Any Time:
2 vs Georgia (22-20)

Charles Rhodes	30
Jarvis Varnado	18
Jamont Gordon	8
Brian Johnson	7
Ravern Johnson	3
Barry Stewart	2
Phil Turner	1
TEAM TOTAL	69

Jarvis Varnado	4
Jamont Gordon	3
Charles Rhodes	1
<i>TEAM TOTAL</i>	<i>8</i>

Jamont Gordon	4
Barry Stewart	3
Brian Johnson	1
Elgin Bailey	1
<i>TEAM TOTAL</i>	<i>9</i>

Jamont Gordon	1
Barry Stewart	1
<i>TEAM TOTAL</i>	2

All games*: 96,388 in 16 games -- 6,024 per game
Home games*: 70,433 in 8 games -- 8,804 per game
Away games: 17,630 in 4 games -- 4,408 per game
Neutral-site games: 8,325 in 4 games -- 2,081 per game
* - Home attendance based on total tickets sold/distributed

All games*: 16,556 in 2 games -- 8,278 per game
Home games*: 8,713 in 1 game -- 8,713 per game
Away games: 7,843 in 1 game -- 7,843 per game
Neutral-site games: --
* - Home attendance based on total tickets sold/distributed

Diff.	1	2	3	4	5	6	7	8	9	10	11	12	13	14	15	16	17	18	19	20	21+
Won											1	1			1	1	1				6
Lost		1		1		1	1							1							

[illegible]

2007-08 MISSISSIPPI STATE BASKETBALL SUPERLATIVES

TEAM SUPERLATIVES

	<i>MSU High</i>	<i>MSU Low</i>	<i>Opponent High</i>	<i>Opponent Low</i>
Points Scored	.95 vs Texas A&M-Corpus Christi	49 vs Southern Illinois	84 by Clemson	39 by LSU-A
Points, 1st Half	.51 vs Texas A&M-Corpus Christi	24 vs Miami [OH]	40 by Texas A&M-Corpus Christi	14 by Louisiana Tech
Points, 2nd Half	.50 vs Clemson	21 vs Southern Illinois	45 by Clemson	19 by UC Irvine
Scoring Margin	..+31 vs Loyola Marymount (85-54)	-14 vs Southern Illinois (49-63)	+14 by Southern Illinois (63-49)	-31 by Loyola Marymount (54-85)
FG Made	.34 vs Loyola Marymount	18 vs Southern Illinois	27 by Missouri & Murray State	14 by LSU-A
FG Attempted	.71 vs Louisiana Tech	42 vs Southern Illinois	78 by UT Martin	45 by Southern Illinois
FG Percentage	.58.6 vs LMU (34-58)	37.7 vs USA & UM [FL] (23-61)	49.1 by South Alabama (26-53)	21.2 by LSU-A (14-66)
3-pt FG Made	.10 vs UT Martin	3 vs Miami [OH]	11 by TAMUCC & UT Martin	1 by Southeastern Louisiana
3-pt FG Attempted	.30 vs South Alabama	15 vs Murray State	36 by UT Martin	11 by Southeastern Louisiana
3-pt FG Percentage	.56.3 vs A&M-Corpus Christi (9-16)	18.8 vs Miami [OH] (3-16)	58.8 by South Alabama (10-17)	9.1 by Southeastern Louisiana (1-11)
FT Made	.22 vs Texas A&M-Corpus Christi	6 vs Miami [FL] & SIU	28 by Clemson	3 by Murray State
FT Attempted	.32 vs Texas A&M-Corpus Christi	9 vs Southern Illinois	38 by Clemson	4 by Murray State
FT Percentage	.78.3 vs Murray State (18-23)	30.8 vs LMU (8-26)	94.4 by Southern Illinois (17-18)	42.9 by South Alabama (9-21)
Rebounds	.51 vs Clemson	29 vs Southern Illinois	52 by Louisiana Tech	24 by Southeastern La. & SIU
Off. Rebounds	.21 vs Clemson	7 vs Georgia	21 by Lafayette & Clemson	6 by Southeastern La. & SIU
Def. Rebounds	.38 vs UT Martin	20 vs Southern Illinois	37 by Louisiana Tech	16 by TAMUCC & Murray State
Rebound Margin	..+15 vs TAMUCC & SLU	-6 vs Louisiana Tech (46-52)	+6 by Louisiana Tech (52-46)	-15 by TAMUCC & SLU
Assists	.25 vs Loyola Marymount	10 vs five teams	19 by Missouri	4 by LSU-A
Turnovers	.25 vs UT Martin	4 vs Louisiana Tech	23 by Loyola Marymount	7 by Miami [OH]
Blocked Shots	.16 vs Georgia	3 vs Southern Illinois	6 by TAMUCC & Miami [FL]	0 by Loyola Marymount
Steals	.14 vs Loyola Marymount	4 vs Miami [FL] & Miami [OH]	13 by Loyola Marymount	0 by Texas A&M-Corpus Christi
Personal Fouls	.28 vs Clemson	10 vs Murray State	29 by Missouri	12 by Miami [FL]
Dunks	.7 vs UT Martin	1 vs UC Irvine		

INDIVIDUAL SUPERLATIVES

	<i>MSU Player High</i>	<i>Opponent Player High</i>
Points Scored	.26 by Charles Rhodes vs Texas A&M-Corpus Christi	39 by Demetric Bennett (South Alabama)
Field Goals Made	.11 by Charles Rhodes vs Miami [OH]	14 by Demetric Bennett (South Alabama)
Field Goals Attempted	.19 by Jamont Gordon vs Lafayette & Miami [FL]	23 by Marquis Weddle (UT Martin)
Field Goal Pct. (min 10 FGA)	.73.3 by Charles Rhodes vs Miami [OH] (11-15)	82.4 by Demetric Bennett (South Alabama; 14-17)
3-Point Field Goals Made	.5 by Barry Stewart vs Miami [FL]; 5 by Jamont Gordon vs Loyola Marymount; 5 by Ben Hansbrough vs Lafayette	6 by Demetric Bennett (South Alabama); 6 by Matt Lawrence (Missouri)
3-Point Field Goals Attempted	.10 by Ben Hansbrough vs South Alabama	12 by Lester Hudson (UT Martin)
3-Point Field Goal Pct. (min 5 FGA)	.71.4 by Jamont Gordon vs Loyola Marymount (5-7)	100.0 by Demetric Bennett (South Alabama; 6-6)
Free Throws Made	.8 by Jamont Gordon vs Southeastern Louisiana	9 by Randal Falker (Southern Illinois); 9 by Michael Bramos (Miami [OH])
Free Throws Attempted	.10 by Jamont Gordon vs Southeastern La. & Clemson	11 by Michael Bramos (Miami [OH])
Free Throw Pct. (min 8 FTA)	.80.0 by Jamont Gordon vs Southeastern La. (8-10)	100.0 by Demontez Stitt (Clemson; 8-8)
Rebounds	.17 by Jarvis Varnado vs LSU-A	15 by Kyle Gibson (Louisiana Tech)
Offensive Rebounds	.6 by Jarvis Varnado vs Clemson	6 by James Mays (Clemson); 6 by Justin Reynolds (Texas A&M-Corpus Christi)
Defensive Rebounds	.13 by Jarvis Varnado vs UT Martin	13 by Kyle Gibson (Louisiana Tech)
Assists	.7 by Jamont Gordon vs Lafayette & Loyola M'mount; 7 by Ben Hansbrough vs Loyola Marymount; 7 by Barry Stewart vs Missouri	10 by Tyler Dierkers (Miami [OH])
Turnovers	.6 by Jamont Gordon vs three teams	5 by Gerald Robinson (UT Martin); 5 by Demontez Stitt (Clemson); 5 by Warrell Span & Kevyn Green (Southeastern La.); 5 by Terron Sutton (Loyola Marymount); 5 by Matt Betley & Ted Detmer (Lafayette)
Blocked Shots	.10 by Jarvis Varnado vs Georgia & Miami [FL]	4 by Jimmy Graham (Miami [FL])
Steals	.4 by Barry Stewart vs Murray State	6 by Bryan Mullins (Southern Illinois)

2007-08 MISSISSIPPI STATE GAME-BY-GAME TEAM STATISTICS

<u>Opponent</u>	<u>Score</u>	<u>1H/2H/OT</u>	<u>FGM-FGA</u>	<u>Pct</u>	<u>3GM-3GA</u>	<u>Pct</u>	<u>FTM-FTA</u>	<u>Pct</u>	<u>OR-DR-TR</u>	<u>PF-D</u>	<u>A</u>	<u>TO</u>	<u>BS</u>	<u>ST</u>
Louisiana Tech	45	14/31	17-62	.274	6-20	.300	5-10	.500	15-37-52	18-0	7	22	3	3
@Mississippi State	75	30/45	27-71	.380	8-25	.320	13-20	.650	12-34-46	13-0	13	4	10	6
Clemson	84	39/45	24-70	.343	8-21	.381	28-38	.737	21-21-42	22-0	14	13	3	9
@Mississippi State	82	32/50	28-64	.438	7-24	.292	19-31	.613	21-30-51	28-2	10	19	10	5
UT Martin	70	30/40	25-78	.321	11-36	.306	9-14	.643	19-19-38	21-0	11	14	1	9
@Mississippi State	86	41/45	33-60	.550	10-22	.455	10-16	.625	12-38-50	14-0	21	25	9	6
Mississippi State#	68	41/27	24-55	.436	7-18	.389	13-20	.650	12-31-43	17-0	13	17	5	6
UC Irvine	53	34/19	19-54	.352	3-17	.176	12-18	.667	9-22-31	21-0	11	13	1	7
Mississippi State#	49	28/21	18-42	.429	7-20	.350	6-9	.667	9-20-29	18-1	11	21	3	5
Southern Illinois	63	32/31	20-45	.444	6-17	.353	17-18	.944	6-18-24	17-0	15	12	2	9
Mississippi State#	60	24/36	24-54	.444	3-16	.188	9-13	.692	13-23-36	18-0	10	15	8	4
Miami [OH]	67	29/38	24-52	.462	5-12	.417	14-23	.609	9-20-29	15-1	18	7	1	5
Murray State	61	24/37	27-62	.435	4-15	.267	3-4	.750	13-16-29	18-0	9	15	4	9
@Mississippi State	78	39/39	28-54	.519	4-15	.267	18-23	.783	14-22-36	10-0	13	14	7	11
Southeastern Louisiana	59	27/32	23-54	.426	1-11	.091	12-15	.800	6-18-24	17-0	7	22	2	11
@Mississippi State	84	41/43	32-61	.525	7-18	.389	13-19	.684	13-26-39	15-2	10	21	6	11
Miami [FL]	64	27/37	23-66	.348	8-20	.400	10-12	.833	13-30-43	12-0	8	9	6	3
@Mississippi State	58	28/30	23-61	.377	6-24	.250	6-10	.600	9-31-40	14-0	10	10	12	4
Mississippi State*	67	32/35	23-61	.377	9-30	.300	12-24	.500	16-26-42	24-2	16	16	7	13
@South Alabama	71	30/41	26-53	.491	10-17	.588	9-21	.429	10-29-39	20-1	17	18	1	8
Mississippi State	85	40/45	34-58	.586	9-23	.391	8-26	.308	13-33-46	20-0	25	22	12	14
@Loyola Marymount	54	22/32	19-57	.333	3-15	.200	13-20	.650	10-22-32	22-1	13	23	0	13
Mississippi State	95	51/44	32-63	.508	9-16	.563	22-32	.688	19-25-44	19-0	18	10	6	8
@A&M-Corpus Christi	70	40/30	21-55	.382	11-24	.458	17-22	.773	13-16-29	22-0	10	14	6	0
Missouri	75	38/37	27-62	.435	9-27	.333	12-21	.571	13-20-33	29-2	19	12	3	6
@Mississippi State	87	41/46	31-60	.517	5-21	.238	20-30	.667	16-27-43	19-1	18	14	7	5
Lafayette	53	25/28	19-72	.264	6-25	.240	9-15	.600	21-23-44	17-0	8	16	4	9
Mississippi State^	77	37/40	27-62	.435	9-27	.333	14-21	.667	14-34-48	14-0	15	17	10	8
Mississippi State	61	25/36	24-50	.480	4-18	.222	9-17	.529	11-36-47	15-0	11	17	10	5
@LSU	39	19/20	14-66	.212	2-17	.118	9-13	.692	17-19-36	14-0	4	9	4	6
Georgia	49	24/25	16-65	.246	3-17	.176	14-22	.636	16-28-44	21-1	6	14	1	11
@Mississippi State	60	27/33	22-53	.415	4-20	.200	12-19	.632	7-34-41	17-0	10	16	16	6

- Anaheim Classic (Anaheim, CA); * - Coors Classic (Mobile, AL); ^ - at Jackson, Miss. (Mississippi Coliseum)

2007-08 MISSISSIPPI STATE INDIVIDUAL GAME-BY-GAME STATS

INDIVIDUAL GAME-BY-GAME POINTS, REBOUNDS, ASSISTS, BLOCKS & STEALS

<u>Opponent</u>	<u>Augustus</u>	<u>Bailey</u>	<u>Begley</u>	<u>Benock</u>	<u>Bolen</u>	<u>Bryant</u>	<u>Gordon</u>	<u>Hansbrough</u>
LOUISIANA TECH	0-2-0-0-0	2-1-0-0-0	0-0-0-0-0	3-1-0-0-0	0-1-0-0-0	0-0-0-0-0	*21-5-3-0-2	*11-3-3-1-1
CLEMSON	DNP	2-1-0-0-0	DNP	0-0-0-0-1	DNP	DNP	*23-12-3-0-1	*6-2-3-0-1
UT MARTIN	0-0-0-1-0	4-2-0-0-1	0-1-0-0-0	10-2-4-0-0	0-0-0-0-0	2-1-0-0-0	*10-4-6-2-1	*20-5-3-0-1
UC Irvine#	0-0-0-0-0	0-0-0-0-0	DNP	0-1-1-0-0	DNP	DNP	*15-6-4-2-1	*13-4-1-0-0
Southern Illinois#	DNP	0-1-0-0-0	DNP	DNP	DNP	DNP	*20-4-2-0-0	*5-3-6-0-1
Miami [OH]#	DNP	DNP	DNP	0-1-0-0-0	DNP	DNP	*18-6-4-2-2	*6-2-1-0-1
MURRAY STATE	3-1-0-0-0	3-3-0-1-1	0-0-0-0-0	2-2-1-0-0	0-0-0-0-0	0-0-0-0-0	*15-4-4-0-1	*9-2-2-0-2
SOUTHEASTERN LA.	8-6-0-0-0	2-4-1-0-1	0-0-0-0-0	3-4-1-0-1	0-0-0-0-0	2-0-0-0-0	*25-7-4-1-1	*10-3-1-0-1
MIAMI [FL]	DNP	DNP	DNP	0-1-0-0-0	DNP	DNP	*18-9-5-0-0	*0-4-2-0-0
@South Alabama*	DNP	0-0-0-0-0	DNP	0-0-0-0-0	DNP	DNP	*7-13-5-0-2	*16-5-1-0-3
@Loyola Marymount	3-2-2-0-1	1-5-0-0-0	DNP	3-2-0-0-0	0-0-0-0-0	DNP	*25-3-7-0-3	*8-3-7-0-3
@A&M-Corpus Christi	0-0-0-0-0	5-5-0-1-0	DNP	3-0-3-0-1	1-1-0-0-0	DNP	*13-2-5-0-2	*7-6-1-0-1
MISSOURI	0-0-0-0-0	0-0-0-0-0	DNP	1-0-0-0-0	DNP	DNP	*20-8-5-2-0	*15-8-4-0-1
Lafayette^	0-1-0-1-0	0-2-0-0-0	0-0-0-0-0	0-0-2-1-1	0-0-0-0-0	DNP	*15-7-7-0-1	*17-4-4-0-1
@LSU	2-0-0-0-0	2-1-0-1-0	0-0-0-0-0	3-0-0-0-0	0-2-0-0-0	DNP	*13-6-1-2-1	*7-7-4-0-1
GEORGIA	DNP	DNP	DNP	6-1-1-0-0	DNP	DNP	*15-9-2-2-0	*6-2-2-0-1

<u>Opponent</u>	<u>Iupe</u>	<u>B. Johnson</u>	<u>R. Johnson</u>	<u>Rhodes</u>	<u>Stewart</u>	<u>Turner</u>	<u>Varnado</u>
LOUISIANA TECH	0-0-0-0-0	4-2-0-0-0	0-1-0-0-0	*17-7-2-2-1	*13-11-3-1-0	0-4-2-0-2	*4-5-0-6-0
CLEMSON	DNP	10-3-0-0-0	DNP	*17-6-1-4-0	*12-6-2-0-2	5-4-1-0-0	*7-12-0-6-0
UT MARTIN	0-0-0-0-0	0-4-0-0-0	2-0-0-0-0	*15-5-2-3-1	*9-4-4-0-2	6-0-1-0-0	*8-16-1-3-0
UC Irvine#	DNP	6-5-1-0-0	0-0-0-0-0	*11-11-1-1-3	*18-6-2-0-0	3-2-2-0-2	*2-6-1-2-0
Southern Illinois#	DNP	2-2-0-0-0	DNP	*4-6-0-0-0	*9-3-3-1-1	3-1-0-0-1	*6-7-0-2-2
Miami [OH]#	DNP	4-3-0-1-0	DNP	*25-10-1-0-1	*5-3-4-0-0	0-3-0-0-0	*2-6-0-5-0
MURRAY STATE	0-0-0-0-0	6-4-1-1-1	0-0-0-0-0	*22-5-2-2-0	*14-5-2-0-4	2-1-0-0-1	*2-7-1-3-1
SOUTHEASTERN LA.	0-1-0-0-0	2-0-0-0-0	1-0-1-0-1	*16-7-0-1-3	*6-1-2-0-2	1-0-0-0-1	*8-3-0-4-0
MIAMI [FL]	DNP	2-2-0-1-2	DNP	*10-7-1-1-0	*18-4-1-0-1	2-0-0-0-1	*8-7-1-10-0
@South Alabama*	DNP	DNP	0-0-0-0-0	10-4-0-0-1	*8-6-6-0-2	*17-4-3-1-2	*9-10-1-6-3
@Loyola Marymount	0-0-0-0-0	2-6-0-1-3	6-3-2-1-0	*14-10-1-1-0	*10-5-5-0-1	3-1-0-0-3	*10-6-1-9-0
@A&M-Corpus Christi	0-0-0-0-0	0-4-0-3-0	6-2-1-0-0	*26-10-1-1-1	*19-2-4-0-1	13-3-2-1-2	*2-7-1-0-0
MISSOURI	DNP	2-2-0-0-0	4-0-0-0-0	DNP	*24-4-7-0-2	*12-10-2-0-2	*9-8-0-5-0
Lafayette^	0-1-0-0-0	4-4-0-0-2	11-3-0-1-0	DNP	*6-3-1-0-1	*8-8-1-2-1	*16-12-0-5-1
@LSU	0-1-0-0-0	0-0-0-0-0	6-3-0-0-0	DNP	*11-6-5-0-1	*4-3-1-0-2	*13-17-0-7-0
GEORGIA	DNP	0-1-1-0-0	0-1-0-0-0	8-3-0-2-1	*9-5-2-0-2	*7-9-2-2-2	*9-9-0-10-0

- Anaheim Classic (Anaheim, CA); * - Coors Classic (Mobile, AL); ^ - at Jackson, Miss. (Mississippi Coliseum)