

# MISSISSIPPI STATE BULLDOGS

Gregg Ellis, Media Relations Contact • 662.325.3595 (O) or 662.322.0145 (C)

gellis@athletics.msstate.edu • www.msstateathletics.com

P.O. Box 5308, Mississippi State, MS 39762



## MISSISSIPPI STATE (14-3, 2-0) VS. GEORGIA (8-7, 0-2)

Saturday, Jan. 16, 2010 • 2 p.m. CT

Humphrey Coliseum (10,500), Starkville, Miss.

TV: ESPN2

Announcers: PxP, Brad Nessler

Analyst, Jimmy Dykes

Series Record: MSU leads, 51-49

Last Year: MSU, 67-61 in Athens; MSU, 79-60 in Tampa at SEC Tournament

XM Radio: 201

Officials: Doug Shows, Bert Smith, Ron Groover



## SATURDAY'S PROJECTED STARTING LINEUP

### MISSISSIPPI STATE

3 G Dee Bost, So., 6-2, 170  
2 G Ravern Johnson, Jr., 6-7, 175  
22 G Barry Stewart, Sr., 6-3, 170  
24 F Kodi Augustus, Jr., 6-8, 220  
32 F Jarvis Varnado, Sr., 6-9, 230

**Top Reserves:** G Riley Benock,  
G Phil Turner

### GEORGIA

1 G Travis Leslie, So., 6-4, 202  
3 G Dustin Ware, So., 5-11, 182  
10 G Ricky McPhee, Sr., 6-1, 184  
33 F Trey Thompkins, So., 6-10, 247  
34 F Albert Jackson, Sr., 6-11, 265

**Top Reserves:** F Jeremy Price,  
F Chris Barnes

## VARNADO COLLECTS SECOND TRIPLE-DOUBLE

Thursday night against Arkansas, senior forward **Jarvis Varnado** became the first player in school history to record two triple-doubles with his 17 points, 12 rebounds and 10 blocks. In all, three have been recorded. Lawrence Roberts had the school's first on 11-21-04 against Nicholls State (18p, 11 r, 12a), while Jamont Gordon had the second on 2-21-07 against Vanderbilt (15p, 12r, 10a).

Varnado's first was on 1-15-08 against Kentucky (10p, 12r, 10b).

In SEC history, only 20 triple-doubles have been recorded. Varnado, Shaquille O'Neal (LSU), Roy Rogers (UA) and Nick Calathes (UF) are the only ones with two or more.

## BULLDOGS PROVE TO BE ROAD WARRIORS

Since Rick Stansbury took over the helm in 1998-99, Mississippi State has proven to be one of the top road teams in the league.

In that time, the Bulldogs have won 32 road SEC games, which ties LSU for the most in the Western Division and fourth most overall. Kentucky is tops with 53.

## BACK-TO-BACK 20-PLUS POINT PERFORMANCES

Sophomore point-guard Dee Bost achieved yet another impressive feat in his young career.

Against Arkansas, he totaled 20 points to earn his first back-to-back 20-plus points performance. At Ole Miss last Saturday in an 80-75 victory, he had 25.

## VARNADO'S COUNTDOWN TO HISTORY

Following his 10-block performance against Arkansas on Thursday, **Jarvis Varnado** now has a nation-best 90 for the year and 484 for his career.

As a result, the Brownsville, Tenn., native is 51 shy of tying the NCAA mark of 535 held by former Louisiana-Monroe standout Wojciech Mydra (1998-2002).

Varnado, who has led the nation the past two years in this category, is currently third all-time in the NCAA record books, eight behind Adonal Foyle (Colgate), who totaled 492.

To get the record by the end of the regular season, Varnado needs to average 3.6 blocks in the next 14 games.

## MSU BY THE NUMBER . . .

3 — Mississippi State is looking to start SEC play 3-0 for the third-straight year.

## 2009-10 MISSISSIPPI STATE SCHEDULE

Date	Opponent	Score/Time
N 13	Rider	L 88-74
N 19	Southeastern Louisiana	W 82-67
N 21	Bethune-Cookman	W 67-51
N 24	Texas-Pan American	W 75-50
N 27	@vs. Richmond (FCS)	L 63-62
N 28	@vs. Old Dominion	W 69-55
D 5	St. Bonaventure	W 105-53
D 10	#vs. DePaul (ESPN2)	W 76-45
D 12	%vs. UCLA (Fox Sports Net)	W 72-54
D 16	Wright State (ESPN2)	W 80-69
D 19	at Houston (CSS)	W 70-64
D 22	Centenary (at Jackson)	W 88-51
D 28	Mississippi Valley State	W 73-45
D 31	at San Diego	W 77-68
J 4	at Western Kentucky (CSS)	L 55-52
J 9	at Ole Miss (SEC Network)	W 80-75
J 14	Arkansas (ESPNU)	W 82-80
J 16	<b>Georgia (ESPN or ESPN2)</b>	<b>2 p.m.</b>
J 23	at Alabama (CBS)	11 a.m.
J 28	at Arkansas (ESPN or ESPN2)	8 p.m.
J 30	LSU (SEC Network)	12:30 p.m.
F 3	at Vanderbilt (SEC Network)	7 p.m.
F 6	at Florida (SEC Network)	12:30 p.m.
F 11	Ole Miss (ESPN or ESPN2)	8 p.m.
F 13	Auburn (FSN)	6 p.m.
F 16	Kentucky (ESPN)	8 p.m.
F 20	at LSU (SEC Network)	3 p.m.
F 24	Alabama (CSS)	8 p.m.
F 27	at South Carolina (ESPN)	5 p.m.
M 3	at Auburn (SEC Network)	7 p.m.
M 6	Tennessee (ESPN)	5 p.m.
M 11-14	SEC Tournament (Nashville)	TBA

@ - South Padre Island Invitational

# - SEC/Big East Challenge (Tampa, FL)

% - John R. Wooden Classic (Anaheim, CA)

## COACHING FACTS

### MISSISSIPPI STATE

**Coach:** Rick Stansbury

**Record at MSU:** 245-131, 12th year

**Overall Record:** Same

**Record vs. Georgia:** 8-6

### GEORGIA

**Coach:** Mark Fox

**Record at Georgia:** 8-7, 1st year

**Career Record:** 131-50, 6th year

## Statistical Comparison

<u>2009-10 Stats</u>	<u>MSU</u>	<u>UGA</u>
2009-10 Record	14-3	8-7
Conference Record	2-0	0-2
Scoring	75.5	66.5
Scoring Defense	60.8	66.3
Scoring Margin	+14.8	+0.2
Field Goal Pct.	46.0	44.2
Opp.FG Pct.	36.3	42.5
3-Point FG Pct.	41.3	34.6
Opp. 3-Point FG Pct.	34.1	33.9
Free Throw Pct.	67.9	71.6
Opp. FT Pct.	65.2	73.5
Rebounding Average	42.2	35.7
Opp. Rebounding Avg.	34.0	32.3
Rebound Margin	+8.2	+3.5
Assists	13.1	12.2
Turnovers	13.7	15.3
Turnover Margin	-2.8	-2.7
Steals	5.5	6.5
Blocked Shots	8.4	5.3

## Statistical Leaders

## Scoring

<u>MSU</u>	<u>PPG</u>	<u>UGA</u>	<u>PPG</u>
Johnson.....	14.4	Thompkins.....	16.6
Varnado.....	14.1	Leslie.....	13.6

## Rebounding

<u>MSU</u>	<u>RPG</u>	<u>UGA</u>	<u>RPG</u>
Varnado.....	11.0	Thompkins.....	8.3
Augustus.....	6.1	Leslie.....	5.7

## Assists

<u>MSU</u>	<u>APG</u>	<u>UGA</u>	<u>APG</u>
Bost.....	5.5	Ware.....	2.9
Stewart.....	2.6	Leslie.....	2.1

## Blocks

<u>MSU</u>	<u>BPG</u>	<u>UGA</u>	<u>BPG</u>
Varnado.....	5.3	Jackson.....	1.4
Augustus.....	0.8	Thompkins.....	1.3

## Steals

<u>MSU</u>	<u>SPG</u>	<u>UGA</u>	<u>SPG</u>
Turner.....	1.3	McPhee.....	1.6
Bost.....	1.3	Thompkins.....	1.2

## Field Goal Percentage (80 minimum)

<u>MSU</u>	<u>FG%</u>	<u>UGA</u>	<u>FG%</u>
Varnado.....	61.8	Leslie.....	50.3
Johnson.....	52.9	McPhee.....	48.1

## 3-Point FG Percentage (40 minimum)

<u>MSU</u>	<u>3FG%</u>	<u>UGA</u>	<u>3FG%</u>
Johnson.....	49.5	McPhee.....	41.0
Augustus.....	46.3	Ware.....	32.7

## Free Throw Percentage (45 minimum)

<u>MSU</u>	<u>FT%</u>	<u>UGA</u>	<u>FT%</u>
Augustus.....	78.7	Ware.....	86.3
Bost.....	73.3	Thompkins.....	77.1

## LAST 10 VERSUS GEORGIA (7-3)

<u>Date</u>	<u>Where</u>	<u>Result</u>	<u>Date</u>	<u>Where</u>	<u>Result</u>
Feb. 1, 2003	Athens	L, 67-63	Feb. 24, 2007	Athens	L, 86-73
Jan. 24, 2004	Starkville	W, 71-58	Jan. 12, 2008	Starkville	W, 69-49
Feb. 23, 2005	Athens	W, 76-62	March 15, 2008	Atlanta*	L, 64-60
March 10, 2005	Atlanta*	W, 76-65	Jan. 24, 2009	Athens	W, 67-61
Feb. 25, 2006	Starkville	W, 83-68	March 12, 2009	Tampa*	W, 79-60

\*- SEC Tournament

## MSU ENJOYS MORE NON-CONFERENCE SUCCESS

Including last year's 10-6 ledger against non-conference foes coupled with this year's 12-3 mark, MSU has compiled a dominant 133-42 (.760) record against non-conference opponents during the **Rick Stansbury** era (since 1998-99), including a 125-33 (.791) regular-season.

## MISSISSIPPI STATE'S RECORD WHEN . . .

During the **Rick Stansbury** era, the Bulldogs are: 194-28 when leading at halftime (12-1 this year); 171-32 (9-0) when shooting 45 percent or better from the field; 204-62 (14-1) when the opposition shoots less than 45 percent from the field; 196-70 (12-2) when out-rebounding or tying opponents; and 149-27 (9-2) when holding opponents to 65 points or less.

## JANUARY RECORD UNDER STANSBURY

Including last year's 6-2 mark, coupled with this year's 2-1 record, the Bulldogs are 47-40 (.540) in the month of January since **Rick Stansbury** was named head coach.

Dating back to the 1987-88 season when Richard Williams was overseeing the program, Mississippi State owns a composite ledger of 90-80 (.529) in January.

## JANUARY SEC ROAD RECORD UNDER STANSBURY

Last year in January, the Bulldogs' posted a 2-1 record on the road in SEC play, defeating Arkansas and Georgia. In the 12 years with **Rick Stansbury** at the helm, his teams have compiled a 15-27 (1-0 this year) ledger in January on the road in league play.

## STEWART, VARNADO CLOSING IN ON MILESTONES

From 2000-03, Derrick Zimmerman played in 127 games. From 1980-83, Kalpatrick Wells started 110 games.

Both are school records. Both are likely to fall later this year.

Currently, **Jarvis Varnado** has played in 122 and has drawn 100 starts, while fellow senior **Barry Stewart** has appeared in 122 games with 87 starts to his credit.

Stewart is also likely to break Jeff Malone's minutes-played record of 3,851. He currently has 3,765, which leaves him 86 short. If he maintains his average of 33.2 minutes an outing, he'll set the record on Jan. 28 at Arkansas.

## BOMBS AWAY . . . FIRING ON ALL CYLINDERS

Last year, Mississippi State set a single-season record with 296 made 3-pointers. Already, the Bulldogs are ahead of that pace.

MSU has connected on 166 of its 402 attempts through the first 17 games. In comparison, State was 130 of 342 through the first 17 games last year. If the pace continues, the Bulldogs will finish with 302 in just the regular season.

**Ravarn Johnson** leads MSU with 53 3-pointers on 107 attempts and is on pace to finish with 97, which would tie the single-season record. Darryl Wilson currently holds the top two spots with 97 in 1996 and 94 in 1995.

Through 17 games a year ago, Johnson was 38 of 81 and was one of the best in the nation as far as percentage was concerned.

**BULLDOG BITES**

◆ Mississippi State spent quite the time on the road during non-conference action this year.

After making the trip to Bowling Green, Ky., the total miles logged for the eight non-conference games away from Humphrey Coliseum were 13,735.4.

The eight away games were the most for MSU since having nine in 2004-05.

◆ Call December the perfect month for the Bulldogs.

MSU posted an 8-0 ledger in December, marking the third time with **Rick Stansbury** at the helm MSU has gone undefeated in December (2002-03 and 2003-04). Before that, perfection was last achieved in 1978-79.

◆ Against DePaul, **Jarvis Varnado** became the fourth active player to have more than 800 rebounds, 1,000 points and 100 blocks for a career, joining Damion James (Texas), Joseph Harris (Coastal Carolina) and Trevor Booker (Clemson). With 16 more blocks he'll become the first player in history with 1,000 points, 900 rebounds and 500 blocks.

◆ Mississippi State isn't a team that fouls a lot. In fact, the Bulldogs are whistled for fouls just 12.9 times a game, the 2nd fewest in the nation.

**MSU IN THE SEC & NCAA...****SEC Team Rankings**

<u>Category</u>	<u>Rank</u>
Scoring .....	8
Scoring Defense .....	1
Scoring Margin .....	3
Field Goal Pct .....	7
Field Goal Pct Defense .....	1
3-point FG Pct .....	1
3-point FG Pct Defense .....	8
3-point FG Made .....	1
Free Throw Pct .....	6
Rebounding Offense .....	1
Rebounding Defense .....	5
Offensive Rebounds .....	11
Rebound Margin .....	2
Turnovers .....	T8
Turnover Margin .....	12
Assists .....	9
Blocked Shots .....	1
Steals .....	12
Assist/Turnover ratio .....	8

**SEC Individual Rankings**

<u>Category</u>	<u>Rank</u>
PPG .....	Johnson (16) Varnado (17)
Rebs .....	Varnado (1) Augustus (T13) Turner (T24) Bost (T24)
Off. Rebounds .....	Varnado (5)
Def. Rebounds .....	Varnado (1) Bost (10)
Assists .....	Bost (2)
Blocks .....	Varnado (1)
FG Pct .....	Varnado (2) Johnson (6)
3-point FG Pct .....	Johnson (1)
3-pointers Made .....	Johnson (2)
Minutes Played .....	Bost (5) Stewart (6)

**NCAA Rankings**

Personal fouls .....	2	FG pct Def .....	4
3-pointers made .....	3	Rebound margin .....	T11
Blocked shots .....	4	Scoring margin .....	20

**WHAT'S COMING UP FOR MISSISSIPPI STATE**

✓ **Who:** Alabama  
 ✓ **Where:** Tuscaloosa  
 ✓ **When:** Jan. 23, 2010  
 ✓ **Time:** 11 a.m. (CBS)  
 ✓ **Series:** UA leads, 111-71



✓ **Who:** Arkansas  
 ✓ **Where:** Fayetteville  
 ✓ **When:** Jan. 28, 2010  
 ✓ **Time:** 8 p.m. (ESPN or 2)  
 ✓ **Series:** UA leads, 26-21



✓ **Who:** LSU  
 ✓ **Where:** Starkville  
 ✓ **When:** Jan. 30, 2010  
 ✓ **Time:** 12:30 p.m. SEC Network  
 ✓ **Series:** LSU leads, 103-93



✓ **Who:** Vanderbilt  
 ✓ **Where:** Nashville  
 ✓ **When:** Feb. 3, 2010  
 ✓ **Time:** 7 p.m. SEC Network  
 ✓ **Series:** VU leads, 71-43



# MISSISSIPPI STATE BY THE NUMBERS

## GAME-BY-GAME SPECIALTY STATS (MSU First)

<u>Opponent</u>	<u>Bench</u>	<u>Paint</u>	<u>Off TO</u>	<u>2nd Chance</u>	<u>Fast Break</u>
Rider	12/13	30/36	3/20	8/13	4/8
SE Louisiana	12/22	30/28	16/10	17/4	4/2
Bethune-Cookman	18/26	32/22	19/17	11/2	4/2
UT-Pan Am	22/20	36/20	9/9	14/8	2/4
Richmond	8/7	21/22	10/14	22/4	0/2
Old Dominion	3/9	16/28	16/10	12/11	2/4

St. Bonaventure	26/30	34/34	17/10	10/7	2/2
DePaul	23/5	20/16	20/9	13/9	2/6
UCLA	15/12	26/26	9/11	7/13	7/15
Wright State	17/7	22/10	19/18	5/17	5/3
Houston	3/9	22/20	5/18	11/9	3/9
Centenary	31/21	28/14	18/4	20/3	8/2

MVSU	18/17	22/20	13/3	12/15	4/0
San Diego	15/6	14/2	17/21	11/9	0/0
Western Kentucky	2/22	20/20	8/18	8/4	5/9
Ole Miss	7/38	24/36	9/19	14/16	12/6
Arkansas	15/13	30/42	14/15	9/15	2/0
Georgia					

Alabama  
Arkansas  
LSU  
Vanderbilt  
Florida  
Ole Miss

Auburn  
Kentucky  
LSU  
Alabama  
South Carolina  
Auburn  
Tennessee

SEC Tournament  
NCAA Tournament

## GAME-BY-GAME LEAD/DEFICIT

<u>Opponent</u>	<u>Largest Lead</u>	<u>Largest Deficit</u>	<u>Final Score</u>
Rider	11-2, 11:57 (1st)	82-69, 1:54 (2nd)	L, 88-74
SE Louisiana	79-61, 1:19 (2nd)	Never trailed	W, 82-67
Bethune-Cookman	67-45, 1:29 (2nd)	16-15, 8:37 (1st)	W, 67-51
UT-Pan Am	75-50, 0:21 (2nd)	Never trailed	W, 75-50
Richmond	62-57, 2:07 (2nd)	18-4, 11:52 (1st)	L, 63-62
Old Dominion	69-55, 0:12 (2nd)	4-0, 17:13 (1st)	W, 69-55

St. Bonaventure	105-50, 2:20 (2nd)	Never trailed	W, 105-53
DePaul	61-30, 9:15 (2nd)	Never trailed	W, 76-45
UCLA	45-21, 19:07 (2nd)	Never trailed	W, 72-54
Wright State	59-52, 15:10 (2nd)	Never trailed	W, 80-69
Houston	43-34, 10:00 (2nd)	24-15, 9:29 (1st)	W, 70-64
Centenary	84-41, 5:07 (2nd)	7-6, 15:47 (1st)	W, 88-51

MVSU	51-22, 16:41 (2nd)	4-0, 17:57 (1st)	W, 73-45
San Diego	58-46, 7:35 (2nd)	7-2, 16:16 (1st)	W, 77-68
Western Kentucky	26-20, 3:19 (1st)	51-39, 5:32 (2nd)	L, 55-52
Ole Miss	20-8, 13:21 (1st)	48-39, 17:28 (2nd)	W, 80-75
Arkansas	37-10, 6:45 (1st)	Never trailed	W, 80-82
Georgia			

Alabama  
Arkansas  
LSU  
Vanderbilt  
Florida  
Ole Miss

Auburn  
Kentucky  
LSU  
Alabama  
South Carolina  
Auburn  
Tennessee

SEC Tournament  
NCAA Tournament

## 2009-10 Bulldog Bites

### AS THE MEN DO, SO DO THE WOMEN

●While the Mississippi State men led the SEC and was second in the nation in blocked shots (7.5) per outing last year, the Lady Bulldogs (6.2) finished tops in the SEC and fifth nationally. Jarvis Varnado leads the nation with 165 and Lady Bulldog standout Chanel Mokango was ninth with 97. MSU was the only BCS school where the men and the women led their conference in blocked shots.

### MAKING THE 3S OFF THE COURT

●In the spring, MSU not only excelled on the court, it put up impressive numbers in the classroom, too. The 16 players on the roster posted an overall GPA of 2.68, the second-highest average in two years. Seven players finished with a GPA of 3.0 or better, while two had a 4.0.

### OVERCOMING MAJOR DEFICITS

●Three times last year, MSU has rallied from double-digit deficits – Arkansas (15) and South Carolina twice (10 both times). The most a Rick Stansbury-coached team has battled back from is 20 (Kentucky, 1-5-02).

### ALL-TIME WINNINGEST SEC COACHES

1. Adolph Rupp, UK	875
2. Dale Brown, LSU	448
T3. C.M. Newton, Bama/Vandy	340
T3. Harry Rabenhorst, LSU	340
5. Billy Donovan, UF	321
T6. Tubby Smith, UG/UK	308
17. Rick Stansbury, MSU	245
20. Mark Gottfried, Bama	212
26. Kevin Stallings, Vandy	201
T29. Babe McCarthy, MSU	169
T29. Emmett Lowery, UT	160
31. Bonnie Graham, UM	144

### ALL-TIME SEC DIVISIONAL TITLES

1. Tubby Smith, UK	7
T2. Rick Stansbury, MSU	4
T2. Billy Donovan, UF	4
T2. Nolan Richardson, AR	4
T2. Rick Pitino, UK	4

# MISSISSIPPI STATE BY THE NUMBERS

## MSU'S 2009-10 RECORD WHEN . . .

Leads at Halftime	12-1
Trails at Halftime	1-2
Is Tied at Halftime	1-0
Shoots 45% or better from the field	9-0
Shoots less than 45% from the field	5-3
Opp. shoots less than 45% from the field	14-1
Opp. shoots 45% or better from the field	0-2
Outrebounds (or ties) the opponent	12-2
Outrebounded by the opponent	2-1
Fewer (or ties) TOs than opponent	4-1
More TOs than opponent	10-2
Holds opponents to 65 points or less	9-2
In games decided by 10 points or less	3-2

## MSU'S 2009-10 RECORD IN . . .

All Games	14-3
Home Games	7-1
Road Games	3-1
Neutral-sites	4-1
Non-SEC Games	12-3
Non-SEC Home Games	6-1
Non-SEC Road Games	2-1
Non-SEC Neutral-site Games	4-1
SEC Games	2-0
SEC Home Games	1-0
SEC Road Games	1-0
SEC Tournament	0-0
Games vs. SEC Western Division	2-0
Games vs. SEC Eastern Division	0-0
November Games	4-2
December Games	8-0
January Games	2-1
February Games	0-0
March Games	0-0
Monday Games	1-1
Tuesday Games	2-0
Wednesday Games	1-0
Thursday Games	4-0
Friday Games	0-2
Saturday Games	6-0
Sunday Games	0-0
Overtime Games	0-0
Television Games	6-2
Games vs. Ranked Opponents	1-0

## MISC. 2009-10 TEAM STATS

### Largest Lead Surrendered in Loss:

9, vs. Rider (11-13-09)

### Largest Deficit Overcome in Win:

9, at Houston (12-19-09); at Ole Miss (1-9-10)

### Largest Lead at Anytime:

55, vs. St. Bonaventure (12-5-09)

### Largest Deficit Anytime:

14, vs. Rider (11-13-09) & Richmond (11-27-09)

## MISCELLANEOUS MSU INDIVIDUAL STATISTICS

**Games Scoring in Double Figures:** Johnson 15, Varnado 14, Stewart 13, Bost 12, Augustus 6, Osby 2, Turner 2

**Games Scoring 20-plus Points:** Johnson 3, Varnado 3, Bost 3, Stewart

**Games Rebounding in Double Figures:** Varnado 9, Augustus 2, Turner

**Games With Double Figures in Assists:** Bost

**Games With Double-Doubles:** Varnado 9, Augustus, Turner

**Games With Triple-Doubles:** Jarvis Varnado

**Games As Team High Scorer (or co-leader):** Johnson 8, Varnado 6, Bost 5, Stewart 2

**Games As Team High Rebounder (or co-leader):** Varnado 13, Turner 3, Augustus 2, Bost

**Games As Team Leader in Assists (or co-leader):** Bost 14, Stewart 3, Turner

**Games As Team Leader in Steals (or co-leader):** Turner 6, Bost 6, Varnado 3, Augustus 2

Johnson 2, Benock 2, Stewart

**Games As Team Leader in Turnovers (or co-leader):** Bost 9, Stewart 3, Varnado 2, Osby 2, Benock 2, Turner, Johnson, Riek, Luczak, Augustus

## MSU'S RECORD BY STARTING LINEUP

Bost, Stewart, Johnson, Varnado, Augustus ..... 11-3

Bost, Stewart, Johnson, Varnado, Turner ..... 3-0

## GAME-BY-GAME STARTERS

Opponent	Date	Guard	Guard	Guard	Forward	Forward	Record
Rider	11/13/09	Bost	Stewart	Johnson	Augustus	Varnado	0-1
SE Louisiana	11/19/09	Bost	Stewart	Johnson	Turner	Varnado	1-1
Bethune-Cookman	11/21/09	Bost	Stewart	Johnson	Turner	Varnado	2-1
UT-Pan Am	11/24/09	Bost	Stewart	Johnson	Turner	Varnado	3-1
Richmond	11/27/09	Bost	Stewart	Johnson	Augustus	Varnado	3-2
Old Dominion	11/28/09	Bost	Stewart	Johnson	Augustus	Varnado	4-2
St. Bonaventure	12/05/09	Bost	Stewart	Johnson	Augustus	Varnado	5-2
DePaul	12/10/10	Bost	Stewart	Johnson	Augustus	Varnado	6-2
UCLA	12/12/09	Bost	Stewart	Johnson	Augustus	Varnado	7-2
Wright State	12/16/09	Bost	Stewart	Johnson	Augustus	Varnado	8-2
Houston	12/19/09	Bost	Stewart	Johnson	Augustus	Varnado	9-2
Centenary	12/22/09	Bost	Stewart	Johnson	Augustus	Varnado	10-2
MVSU	12/28/09	Bost	Stewart	Johnson	Augustus	Varnado	11-2
San Diego	12/31/09	Bost	Stewart	Johnson	Augustus	Varnado	12-2
Western Kentucky	1/04/10	Bost	Stewart	Johnson	Augustus	Varnado	12-3
Ole Miss	1/09/10	Bost	Stewart	Johnson	Augustus	Varnado	13-3
Arkansas	1/14/10	Bost	Stewart	Johnson	Augustus	Varnado	14-3
Georgia	1/16/10						
Alabama	1/23/10						
Arkansas	1/28/10						
LSU	1/30/10						
Vanderbilt	2/03/10						
Florida	2/06/10						
Ole Miss	2/11/10						
Auburn	2/13/10						
Kentucky	2/16/10						
LSU	2/20/10						
Alabama	2/24/10						
South Carolina	2/27/10						
Auburn	3/03/10						
Tennessee	3/06/10						
SEC Tournament							
NCAA Tournament							

## Win-Loss Differential

Diff.	1	2	3	4	5	6	7	8	9	10	11	12	13	14	15	16	17	18	19	20	21	22	23	24	25+
Won		1			1	1			1		1		1	1	1		1								5
Lost	1		1										1												

## 2009-10 MISSISSIPPI STATE ROSTER

## National Polls

(Jan. 11, 2010)

## Associated Press

1. Texas
2. Kentucky
3. Kansas
4. Villanova
5. Syracuse
6. Purdue
7. Michigan State
8. Duke
9. Tennessee
10. West Virginia
11. Georgetown
12. North Carolina
13. Kansas State
13. Wisconsin
15. Connecticut
16. Pittsburgh
17. Gonzaga
18. Brigham Young
19. Temple
20. Georgia Tech
21. Ole Miss
22. Baylor
23. Miami
24. Clemson
25. Florida State

## USA Today/ESPN

1. Texas
2. Kentucky
3. Kansas
4. Villanova
5. Syracuse
6. Purdue
7. Duke
8. Michigan State
9. West Virginia
10. Tennessee
11. Georgetown
12. Kansas State
13. North Carolina
14. Gonzaga
15. Connecticut
16. Wisconsin
17. Brigham Young
18. Georgia Tech
19. Clemson
20. Pittsburgh
21. Temple
22. Butler
23. Ole Miss
24. Baylor
25. Florida State

No.	Name	Pos.	Ht.	Wt.	Yr.	Exp.	Hometown (Prev School)
1	Renardo Sidney	F	6-10	270	Fr.	HS	Jackson, MS (Fairfax [CA])
2	Ravern Johnson	G	6-7	175	Jr.	2L	Lyon, MS (Coahoma County HS)
3	Dee Bost	G	6-2	170	So.	1L	Concord, NC (Hargrave Military Academy)
4	Twany Beckham*	G	6-5	190	So.	1L	Louisville, KY (New Hampton [NH] School)
5	Romero Osby	F	6-8	230	So.	1L	Meridian, MS (Northeast Lauderdale HS)
10	Shaun Smith	G	6-6	195	Fr.	HS	Brooksville, MS (Noxubee County HS)
12	Charles Parker	G	5-10	154	Fr.	HS	McKinney, TX (McKinney HS)
15	Riley Benock	G	6-4	180	Jr.	2L	Battletown, KY (Meade County HS)
20	Taylor Luczak	F	6-8	220	So.	1L	Glens Falls, NY (Glen Falls HS)
21	Baxter Price	G	5-9	145	Fr.	HS	Brandon, MS (Northwest Rankin HS)
22	Barry Stewart	G	6-3	170	Sr.	3L	Shelbyville, TN (Shelbyville Central HS)
24	Kodi Augustus	F	6-8	220	Jr.	2L	Baton Rouge, LA (Maine Central Institute)
25	Phil Turner	G	6-3	170	Jr.	2L	Grenada, MS (Grenada HS)
30	Wendell Lewis	C	6-8	240	Fr.	HS	Selma, AL (Selma HS)
32	Jarvis Varnado	F	6-9	230	Sr.	3L	Brownsville, TN (Haywood HS)
33	Brandon Bolen*	G	6-3	195	Jr.	2L	Madison, MS (Madison-Ridgeland Academy)
45	Elgin Bailey	F	6-8	265	Jr.	2L	New Orleans, LA (Belaire HS)
50	John Riek	F	7-1	242	Fr.	HS	Khartoum, Sudan (IMG Academy [FL])

\* Is redshirted this year.

## COACHING STAFF

**Head Coach:** Rick Stansbury**Assistant Coach:** Robert Kirby**Assistant Coach:** Phil Cunningham**Assistant Coach:** Marcus Grant**Director of Operations:** Talvis Franklin

## SUPPORT STAFF

**Athletic Trainer:** Scott Johnson**Strength & Conditioning:** Richard Akins**Basketball Media Relations Director:** Gregg Ellis

## PRONUNCIATION GUIDE

**Kodi Augustus:** CO-dee**Twany Beckham:** TWAH-nee**Riley Benock:** BEE-knock**Ravern Johnson:** RAY-vern**Wendell Lewis:** WIN-dell**Taylor Luczak:** LOU-sack**Romero Osby:** Ro-mare-oh OZ-bee**John Riek:** REEK**Jarvis Varnado:** Vur-NAR-doe

## AN INSIDE LOOK AT THE 2009-10 BULLDOGS

SQUAD BREAKDOWN  
BY CLASS

## Seniors (2):

Barry Stewart, Jarvis Varnado

## Juniors (6)

Kodi Augustus, Elgin Bailey,  
Riley Benock, Brandon Bolen,  
Ravern Johnson, Phil Turner

## Sophomores (4)

Twany Beckham, Dee Bost,  
Taylor Luczak, Romero Osby

## Freshman (6)

Wendell Lewis, Charles Parker,  
Baxter Price, John Riek,  
Renardo Sidney, Shaun Smith

## BIRTHDAYS

Barry Stewart (Feb. 4, 1988)  
Jarvis Varnado (March 1, 1988)  
Brandon Bolen (March 21, 1988)

Romero Osby (May 7, 1990)  
Riley Benock (June 7, 1989)  
Charles Parker (June 30, 1990)  
Ravern Johnson (July 21, 1988)  
Wendell Lewis (Sept. 21, 1989)  
Dee Bost (Oct. 12, 1989)  
Taylor Luczak (Oct. 15, 1988)  
Elgin Bailey (Oct. 20, 1987)  
Phil Turner (Oct. 27, 1987)  
John Riek (Nov. 1, 1989)  
Kodi Augustus (Nov. 2, 1987)  
Baxter Price (Nov. 4, 1990)  
Twany Beckham (Nov. 14, 1988)  
Shaun Smith (Nov. 19, 1990)  
Renardo Sidney (Dec. 6, 1989)  
Rick Stansbury (Dec. 23, 1959)

SQUAD BREAKDOWN BY  
STATE

## Mississippi (7)

Brandon Bolen, Ravern Johnson,

Romero Osby, Baxter Price,  
Renardo Sidney, Shaun Smith  
Phil Turner

## Tennessee (2)

Barry Stewart, Jarvis Varnado

## Kentucky (2)

Twany Beckham, Riley Benock

## Louisiana (2)

Kodi Augustus, Elgin Bailey

## Alabama (1)

Wendell Lewis

## North Carolina (1)

Dee Bost

## New York (1)

Taylor Luczak

## Texas (1)

Charles Parker

## GENERAL INFORMATION

Location: \_\_\_\_\_ Starkville, Mississippi  
 Founded: \_\_\_\_\_ February 28, 1878  
 Enrollment: \_\_\_\_\_ 18,601  
 Conference: \_\_\_\_\_ SEC (Western Division)  
 Nickname: \_\_\_\_\_ Bulldogs  
 Colors: \_\_\_\_\_ Maroon (PMS 202) & White  
 Arena: \_\_\_\_\_ Humphrey Coliseum (10,500)  
 President: \_\_\_\_\_ Dr. Mark E. Keenum  
 Director of Athletics: \_\_\_\_\_ Greg Byrne  
 Faculty Representative: \_\_\_\_\_ Dr. Steven C. Turner

## BASKETBALL HISTORY

First Year of Basketball: \_\_\_\_\_ 1908-09  
 Number of Seasons: \_\_\_\_\_ 98th  
 All-Time Record: \_\_\_\_\_ 1,262-1,047  
 All-Time SEC Record: \_\_\_\_\_ 527-675  
 Total Number of Head Coaches: \_\_\_\_\_ 18  
 Humphrey Coliseum Record: \_\_\_\_\_ 348-132  
 20-Win Seasons: \_\_\_\_\_ 14  
 NCAA Tournament Appearances: \_\_\_\_\_ 10  
 NCAA Tournament Record: \_\_\_\_\_ 11-10  
 NCAA Tournament Final Fours: \_\_\_\_\_ 1  
 (1996, lost to Syracuse 77-69 in semis)  
 NIT Appearances: \_\_\_\_\_ 6  
 NIT Record: \_\_\_\_\_ 6-6  
 NIT Final Fours: \_\_\_\_\_ 1  
 (2007, lost 63-62 to West Virginia in semis)  
 SEC Championships: \_\_\_\_\_ 6  
 (2004, 1991, 1963, 1962, 1961, 1959)  
 SEC Tournament Championships: \_\_\_\_\_ 3  
 (2009, 2002 and 1996)  
 SEC Tournament Record: \_\_\_\_\_ 25-46  
 SEC Western Division Titles: \_\_\_\_\_ 6  
 (2008, 2007, 2004, 2003, 1996, 1995)

## BASKETBALL STAFF

Head Coach: \_\_\_\_\_ Rick Stansbury  
 Alma Mater, Year: \_\_\_\_\_ Campbellsville, 1982  
 Record at MSU/Years: \_\_\_\_\_ 245-131/12  
 Career Record/Years: \_\_\_\_\_ 245-131/12  
 Phone: \_\_\_\_\_ 662-325-3800  
 Assistant Coach: \_\_\_\_\_ Robert Kirby  
 Assistant Coach: \_\_\_\_\_ Phil Cunningham  
 Assistant Coach: \_\_\_\_\_ Marcus Grant  
 Director of Operations: \_\_\_\_\_ Talvis Franklin  
 Video Coordinator: \_\_\_\_\_ Bennie Ashford  
 Strength Coach: \_\_\_\_\_ Richard Akins  
 Athletic Trainer: \_\_\_\_\_ Scotty Johnson  
 Administrative Asst.: \_\_\_\_\_ Suzanne Cook  
 Media Relations Contact: \_\_\_\_\_ Gregg Ellis  
 Office Phone: \_\_\_\_\_ 662-325-3595  
 Cell Phone: \_\_\_\_\_ 662-322-0145  
 Fax: \_\_\_\_\_ 662-325-3654  
 Email: \_\_\_\_\_ gellis@athletics.msstate.edu

## TEAM INFORMATION

2008-09 Overall Record \_\_\_\_\_ 23-13  
 2008-09 SEC Record \_\_\_\_\_ 9-7  
 SEC Finish: \_\_\_\_\_ 3rd (Western Division)  
 National Ranking: \_\_\_\_\_ n/a  
 Starters Returning/Lost: \_\_\_\_\_ 5/0  
 Letterwinners Returning/Lost: \_\_\_\_\_ 12/4  
 Newcomers: \_\_\_\_\_ 6  
 Roster (Sr./Jr./So./Fr.): \_\_\_\_\_ (2/6/4/6)

## MSU KNOWS HOW TO WIN GAMES AT 'THE HUMP'

Over the course of the last decade, Mississippi State's Humphrey Coliseum has become a difficult venue for opposing teams. Since the 2006-07 season, the Bulldogs have posted a 46-12 mark for an .793 winning percentage. With a 13-5 mark last year, the Bulldogs have reached twin-digit home wins during each of coach Rick Stansbury's first 11 seasons at the MSU helm.

Mississippi State is now 142-34 (.807) overall at Humphrey Coliseum under Stansbury's direction, including a 66-23 (.742) SEC mark and a 76-11 (.874) record against non-conference opponents.

The Bulldogs have compiled a 35-season composite record of 348-132 (.725) at "The Hump" since Mississippi State's basketball facility opened prior to the 1975-76 campaign.

## TRACKING MSU' HOME SUCCESS UNDER RICK STANSBURY

Season	Overall		SEC		Non-SEC	
	Record	Win %	Record	Win %	Record	Win %
1998-99	12-2	.857	6-2	.750	6-0	1.000
1999-00	10-4	.714	4-4	.500	6-0	1.000
2000-01	13-4	.765	6-2	.750	7-2	.778
2001-02	13-1	.929	7-1	.875	6-0	1.000
2002-03	12-2	.857	7-1	.875	5-1	.833
2003-04	12-2	.857	6-2	.750	6-0	1.000
2004-05	11-2	.846	6-2	.750	5-0	1.000
2005-06	11-5	.688	5-3	.625	6-2	.750
2006-07	16-3	.842	6-2	.750	10-1	.909
2007-08	12-3	.800	7-1	.875	5-2	.714
2008-09	13-5	.722	5-3	.667	8-2	.750
2009-10	7-1	.857	1-0	1.000	6-1	.857
<b>11-Year Totals</b>	<b>142-34</b>	<b>.807</b>	<b>66-23</b>	<b>.742</b>	<b>76-11</b>	<b>.874</b>

## STANSBURY TEAMS IN THE SEC TOURNAMENT

## SEC TOURNAMENT FINAL APPEARANCES SINCE 1998-99

Kentucky .....	5
Arkansas .....	4
Florida .....	4
<b>MISSISSIPPI STATE .....</b>	<b>3</b>
Alabama .....	1
Arkansas .....	1
Auburn .....	1
Georgia .....	1
Ole Miss .....	1
Tennessee .....	1

## SEC TOURNAMENT SEMIFINAL APPEARANCES SINCE 1998-99

<b>MISSISSIPPI STATE .....</b>	<b>6</b>
Kentucky .....	6
LSU .....	6
Arkansas .....	5
Florida .....	5
Auburn .....	4
South Carolina .....	4
Alabama .....	2
Ole Miss .....	2
Tennessee .....	2
Vanderbilt .....	1
Georgia .....	1

## TOP SEC TOURNAMENT RECORDS SINCE 1998-99

Kentucky .....	18-7
Florida .....	16-8
<b>MISSISSIPPI STATE .....</b>	<b>14-9</b>
Arkansas .....	13-10
South Carolina .....	11-11
LSU .....	10-11
Alabama .....	8-11
Georgia .....	6-9
Auburn .....	6-11
Vanderbilt .....	6-11
Tennessee .....	6-11
Ole Miss .....	6-11



# THE LAST TIME . . .

## THE LAST TIME AN MSU PLAYER ...

### Scored 30 or more points in a game:

31, Jarvis Varnado vs. LSU (2-11-09)

### Scored 34 or more points in a game:

34, Charles Rhodes vs. Oregon (3-21-08)

### Scored 35 or more points in a game:

36, Jeff Malone at Ole Miss (2-19-83)

### Scored 37 or more points in a game:

39, Jeff Malone vs. Alabama (1-31-83)

### Scored 40 or more points in a game:

40, Rickey Brown vs. Auburn (3-7-77)

### Scored 20+ points in back-to-back games:

Dee Bost (25 at Ole Miss 1-9-10; 20 vs. Arkansas on 1-14-10)

### Scored 20+ points in three-consecutive games:

Jarvis Varnado (21 vs. South Alabama; 23 vs. Cincinnati; 24 vs. Nicholls, 2008-09)

### Scored 20+ points in five-consecutive games:

Jeff Malone, 1982-83 (11 consecutive)

### Scored 30+ points in back-to-back games:

Jeff Malone (36 at Ole Miss & 30 vs. Georgia, 1982-83)

### Scored 30+ points in three-consecutive games:

Jeff Malone (33 at LSU; 36 at Ole Miss & 30 vs. Georgia, 1982-83)

### Made 10 field goals in a game:

10, Jarvis Varnado vs. LSU (2-11-09)

### Made 11 field goals in a game:

11, Charles Rhodes vs. Auburn (2-27-08)

### Made 12 field goals in a game:

12, Ravern Johnson vs. UCLA (12-12-09)

### Made 13 field goals in a game:

13, Horatio Webster vs. SW Missouri St. (11-23-97)

### Made 14 field goals in a game:

14, Cameron Burns at Georgia (1-17-90)

### Made 15 or more field goals in a game:

16, Raymond Brown vs. Florida (3-2-85)

### Attempted 20 or more field goals in a game:

20, Dietric Slater at Georgia (2-24-07)

### Attempted 21 or more field goals in a game:

22, Timmy Bowers at Alabama (3-6-04)

### Attempted 23 or more field goals in a game:

24, Horatio Webster vs. UT Martin (12-20-97)

### Attempted 25 or more field goals in a game:

25, Chuck Evans at Alabama (3-6-93)

### Attempted 26 or more field goals in a game:

26, Tony Watts at Ole Miss (2-22-92)

### Attempted 27 or more field goals in a game:

28, Jeff Malone vs. Vanderbilt (1-8-83)

### Made six 3-pointers in a game:

6, Dee Bost vs. Old Dominion (11-28-09)

### Made seven 3-pointers in a game:

7, Reginald Delk at Arkansas (3-1-06)

### Made eight or more 3-pointers in a game:

8, Winsome Frazier vs. UMKC (11-23-04)

### Attempted 11 3-pointers in a game:

11, Barry Stewart at Alabama (2-21-09)

### Attempted 12 3-pointers in a game:

12, Jamall Edmonson vs. Kentucky (2-1-06)

### Attempted 13 or more 3-pointers in a game:

15, Winsome Frazier vs. UMKC (11-23-04)

### Attempted 16 or more 3-pointers in a game:

17, Darryl Wilson vs. Alabama (3-4-95)

### Made 14 or more free throws in a game:

14, Charles Rhodes vs. Oregon (3-21-08)

### Made 15 or more free throws in a game:

18, Rich Knarr vs. Auburn (2-19-73)

### Attempted 17 or more free throws in a game:

17, Jarvis Varnado at Houston (12-19-09)

### Attempted 18 or more free throws in a game:

18, Charles Rhodes vs. Oregon (3-21-08)

### Attempted 19 or more free throws in a game:

19, Carl Nichols vs. SE La. (12-1-88)

### Had 16 rebounds in a game:

16, Kodi Augustus at Houston (12-19-09)

### Had 17 rebounds in a game:

17, Jarvis Varnado at San Diego (12-31-09)

### Had 18 or more rebounds in a game:

21, Wesley Morgan vs. SE La. (11-28-05)

### Had 22 or more rebounds in a game:

23, Rickey Brown vs. Vanderbilt (12-6-79)

### Had 24 or more rebounds in a game:

24, Wiley Peck vs. Alabama (1-27-79)

### Had 10 or more offensive rebounds in a game:

10, Wesley Morgan vs. SE La. (11-28-05)

### Had 10 defensive rebounds in a game:

10, Jarvis Varnado at Ole Miss (1-9-10)

### Had 11 defensive rebounds in a game:

11, Jarvis Varnado at Houston (12-19-09) & Kodi Augustus at Houston (12-19-09)

### Had 12 or more defensive rebounds in a game:

15, Jarvis Varnado at San Diego (12-31-09)

### Had 10 assists in a game:

10, Dee Bost vs. Alabama (1-14-09)

### Had 11 assists in a game:

11, Dee Bost vs. Wright State (12-16-09)

### Had 14 assists in a game:

14, Gary Ervin vs. Florida A&M (12-20-04)

### Had 15 or more assists in a game:

16, Chuck Evans at UMKC (2-23-93)

### Had 10 or more turnovers in a game:

10, Charles Rhodes vs. Nicholls (11-11-06)

### Had five or more blocks in a game:

6, Jarvis Varnado at Ole Miss (1-10-10)

### Had seven blocks in a game:

7, Jarvis Varnado vs. MVSU (12-28-09)

### Had eight blocks in a game:

8, Jarvis Varnado vs. Texas-PA (11-24-09)

### Had nine blocks in a game:

9, Jarvis Varnado vs. La. Monroe (11-17-08)

### Had 10 blocks in a game:

10, Jarvis Varnado vs. Arkansas (1-14-10)

### Had 10+ blocks in two consecutive games:

Jarvis Varnado (10 vs. Georgia & 10 vs. Kentucky, 2007-08)

### Had five steals in a game:

5, Barry Stewart vs. Alabama (3-14-08)

### Had six or more steals in a game:

6, Phil Turner vs. South Carolina (2-18-09)

## LAST TIME AN MSU TEAM...

### Scored 100 or more points:

105 vs. St. Bonaventure (12-05-09)

### Scored 100 or more points in an SEC game:

105 vs. Auburn (3-2-04)

### Allowed 100 or more points:

115 at Arkansas (2-20-93)

### Was held to 52 points or less:

52 at Western Kentucky (1-4-10)

### Was held to 51 points or less:

49 vs. Southern Illinois (11-23-07)

### Was held to 48 points or less:

36 vs. George Washington (12-8-96)

### Held opponent to 60 points or less:

60 vs. Georgia SECT (3-12-09)

### Held opponent to 57 points or less:

57 vs. LSU SECT (3-14-09)

### Held opponent to 55 points or less:

55 at Western Kentucky (1-4-10)

### Held opponent to 50 points or less:

50 vs. Texas-Pan American (11-24-09)

### Held opponent to 45 points or less:

45 vs. MVSU (12-28-09)

### Held opponent to 39 points or less:

39 at LSU (1-9-08)

### Shot 50 percent or better from the field:

.542 [26-48] at San Diego (12-31-09)

### Shot 55 percent or better from the field:

.59.7 [37-62] vs. St. Bonaventure (12-05-09)

### Shot 60 percent or better from the field:

.630 [29-46] vs. Wright State (12-16-09)

### Shot 65 percent or better from the field:

.660 [35-53] vs. Western Kentucky (1-5-09)

### Was held to less than 35 percent from the field:

.333 [18-54] vs. Richmond (11-27-09)

### Was held to less than 32 percent from the field:

.312 [24-77] vs. LSU (2-11-09)

### Held opp. to 35 percent or less from the field:

.345 [19-55] at Western Kentucky (1-4-10)

### Held opp. to 30 percent or less from the field:

.281 [18-64] vs. DePaul (12-10-09)

### Opponent shot 50 percent or better:

.500 (22 of 44) vs. Richmond (11-27-09)

### Made 35 or more field goals:

37 vs. St. Bonaventure (12-5-09)

### Made 40 or more field goals:

40 vs. Auburn (3-2-04)

### Attempted 70 or more shots from the field:

72 at Auburn (2-14-09)

### Attempted 80 or more shots from the field:

80 at Alabama (2-21-09)

### Attempted 40 or fewer shots from the field:

39 vs. Vanderbilt (2-12-05)

### Made 10 3-pointers:

10 at Ole Miss (1-10-10)

### Made 12 3-pointers:

12 vs. Mississippi Valley State (12-28-09)

### Made 13 3-pointers:

14 vs. Centenary (12-22-09)

### Made 16 3-pointers:

16 vs. St. Bonaventure (12-05-09)

### Did not make a 3-pointer:

[0-11] at Alabama (1-18-05)

### Made just one 3-pointer:

vs. Southeastern Louisiana (11-28-05)

### Made just two 3-pointers:

at Vanderbilt (1-21-06)

### Attempted only 10 3-pointers:

10 vs. Alabama State (12-6-08)

### Attempted six 3-pointers or less:

6 at Ole Miss (1-29-03)

### Attempted 25 3-pointers:

25 vs. Wright State (12-16-09)

### Attempted 26 3-pointers:

26 vs. South Carolina (2-18-09)

### Attempted 27 3-pointers:

27 vs. Centenary (12-22-09)

### Attempted 30 or more 3-pointers:

33 vs. MVSU (12-28-09)

### Attempted 35 or more 3-pointers:

39 at Alabama (2-21-09)

### Made 30 or more free throws:

30 vs. Arkansas (1-15-05)

### Made 40 or more free throws:

41 vs. LSU (2-11-09)



# THE LAST TIME (CONTINUED) . . .

**Made fewer than five free throws:**

4 at Alabama (1-19-08)

**Made fewer than four free throws:**

1 at Kentucky (1-13-07)

**Attempted 35 or more free throws:**

35 vs. LSU SECT (3-15-09)

**Attempted 40 or more free throws:**

41 vs. Charlotte (11-29-06)

**Made 50 or more free throws:**

52 vs. LSU (2-11-09)

**Attempted fewer than 10 free throws:**

9 vs. Southern Illinois (11-23-07)

**Had 50 or more rebounds:**

50 vs. South Carolina SECT (3-13-09)

**Had 55 or more rebounds:**

58 vs. Troy (12-10-05)

**Had 59 or more rebounds:**

59 at Houston (12-19-09)

**Had 20 or more assists:**

20 vs. Centenary (12-22-09)

**Had 21 or more assists:**

22 vs. Auburn (2-27-08)

**Had 25 or more assists:**

25 vs. St. Bonaventure (12-05-09)

**Had 20 or more turnovers:**

20 vs. Washington St. (11-28-08)

**Had 21 or more turnovers:**

24 vs. St. Bonaventure (11-25-08)

**Had 25 turnovers:**

25 vs. UT Martin (11-17-07)

**Had 26 or more turnovers:**

31 at Kentucky (1-7-97)

**Had fewer than 10 turnovers:**

6 vs. LSU SECT (3-14-09)

**Had fewer than five turnovers:**

4 vs. MVSU (12-28-09)

**Had 10 blocked shots:**

10 vs. St. Bonaventure (12-05-09)

**Had 11 blocked shots:**

11 at Alabama (2-21-09)

**Had 12 blocked shots:**

12 vs. MVSU (12-28-09)

**Had 13 blocked shots:**

13 vs. Arkansas (1-14-10)

**Had 14 blocked shots:**

14 vs. Texas-Pan American (11-24-09)

**Had 16 blocked shots:**

16 vs. Georgia (1-12-08)

**Had 10 steals:**

10 at Alabama (2-21-09)

**Had 13 or more steals:**

13 at Georgia (1-24-09)

**Had 20 or more steals:**

20 vs. Nicholls State (11-17-01)

**Had 1 steal or less:**

0 vs. Richmond (11-27-09)

## BRYANT BECOMES FIRST MSU SIGNEE OF 2009-10 SIGNING CLASS

Mississippi State coach Rick Stansbury has announced his first signee of the 2009-10 class, standout guard Brian Bryant.

The 6-foot-3, 165-pound Albany, Ga., native is currently a sophomore at Northwest Florida State College, where he has guided his team to a 5-0 start and is averaging 20 points, 7.6 rebounds and 5.4 assists, while shooting 41 percent from 3-point territory.

Last year as a freshman, he was limited due to a hand injury.

Prior to enrolling at Northwest Florida, previously known as Okaloosa Walton, Bryant prepped four years at Dougherty High School, where he led his team to two regional titles and four playoff appearances.

As a senior, he averaged 29.6 points, 9.3 rebounds, 3.6 steals and 3.6 assists en route to garnering team MVP honors and earning Albany

Herald Play of the Year honors for the second-straight season.

He was also selected to play in the Georgia North-South All-Star Game.

"He is the complete package of talent, athleticism, character and work ethic," 13th-year Raiders coach Bruce Stewart said. "He is a winner."

Bryant chose MSU over Auburn and Southern Miss.

Bryant is the fifth NWF State College men's player to head to the SEC in the last three seasons, following in the footsteps of Auburn's Tay Waller and Johnnie Lett, Alabama's Charvez Davis and South Carolina's Johnndre Jefferson.

He's also the second player MSU signed from Northwest Florida, joining forward Branden Vincent, who played for the Bulldogs from 2003-04.

## MISSISSIPPI STATE QUICK HITS

- ✓ Against St. Bonaventure on 12-5-09, Mississippi State dished out 25 assists, the most since totaling the same against Loyola-Marymount on 12-19-07.
- ✓ The Bulldogs are aiming for their first 15-3 start since starting 15-3 in 2004-05.
- ✓ Currently, **Jarvis Varnado** is third all-time in the NCAA record books in regards to blocked shots with 484. Listed below are the Top 10 players all-time.

<u>Player</u>	<u>School</u>	<u>Blocks</u>
1. Wojciech Mydra	Louisiana-Monroe	535
2. Adonal Foyle	Colgate	492
<b>3. Jarvis Varnado</b>	<b>Mississippi State</b>	<b>484</b>
4. Tim Duncan	Wake Forest	481
5. Alonzo Mourning	Georgetown	453
6. Tarvis Williams	Hampton	452
7. Ken Johnson	Ohio State	444
8. Deng Gai	Fairfield	442
9. Emeka Okafor	Connecticut	441
10. Lorenzo Coleman	Tennessee Tech	437



### DID YOU KNOW . . .

Both of the Bulldogs' losses have come on Friday this year. Last season, MSU was 1-1 on Friday.

# ALL-SEC & ALL-AMERICAN CANDIDATE

## Jarvis Varnado



**F • 6-9 • 230 • 3L**  
**Brownsville, TN**

- ✓ Tabbed preseason All-SEC.
- ✓ John R. Wooden Award finalist.
- ✓ Naismith Award finalist.
- ✓ Two-time defending SEC Defensive Player of the Year.
- ✓ Winner of 2009 Cellular South Howell Trophy.
- ✓ Is MSU's, SEC's all-time leading shot blocker with 484.
- ✓ Led the nation in blocked shots the past two seasons and is tops now with 90.
- ✓ Is 51 blocks shy of the NCAA career record set by Wojciech Mydra.
- ✓ Became 31st MSU player to score 1,000 points for a career against St. Bonaventure.
- ✓ His 914 rebounds rank 4th all-time.
- ✓ Leads MSU and the SEC in rebounding (11.0) and is second in scoring (14.1, 16th SEC).
- ✓ Streak of 20 straight made FTs ended at Western Kent.

### Season Highs

- **Points:** 23, at San Diego (12-31-09)
- **FGM:** 8, twice (last: San Diego 12-31-09)
- **FGA:** 13, vs. Arkansas (1-14-10)
- **FTM:** 8, SE Louisiana (11-19-09)
- **FTA:** 17, at Houston (12-19-09)
- **Rebs:** 17, twice (last: San Diego 12-31-09)
- **Blocks:** 10, Arkansas (1-14-10)
- **Steals:** 3, SELA (11-19-09) & SBU (12-5-09)
- **Minutes:** 37, Western Kentucky (1-4-10)
- **Double-Doubles:** 9
- **Triple-Doubles:** 1

### Career Highs

- **Points:** 31, LSU (2-11-09)
- **FGM:** 10, 3 times (last: LSU, 2-11-09)
- **FGA:** 18, LSU (1-21-09)
- **FTM:** 11, LSU (1-21-09)
- **FTA:** 17, at Houston (12-19-09)
- **Rebs:** 17, 3 times (last: at San Diego 12-31-09)
- **Blocks:** 10, 4 times (last: Arkansas, 1-14-10)
- **Steals:** 4, Georgia (1-24-09)
- **Minutes:** 40, Alabama (3-14-08)
- **Double-Doubles:** 24
- **Triple-Doubles:** 2


### Jarvis' Team-By-Team Blocks

<u>Team</u>	<u>No.</u>	<u>Team</u>	<u>No.</u>	<u>Team</u>	<u>No.</u>
Alabama	16	Loyola Marymount	10	Richmond	1
Alabama State	12	LSU	27	Rider	7
Arkansas	34	McNeese State	4	St. Bonaventure	10
Auburn	18	Miami	11	San Diego	8
Bradley	3	Miami (OH)	5	South Alabama	15
Bethune-Cookman	4	Memphis	5	South Carolina	15
Centenary	11	Mississippi Valley State	8	Southeastern Louisiana	12
Charlotte	4	Missouri	5	Southern Illinois	2
Cincinnati	4	Murray State	3	Tennessee	13
Clemson	6	New Orleans	7	Tennessee-Martin	3
DePaul	3	Nicholls	9	Texas A&M Corpus Christi	5
Fairleigh Dickinson	8	North Alabama	7	Texas-Pan American	8
Florida	9	Vanderbilt	5	Texas Tech	4
Florida State	1	Washington	5	UC-Irvine	2
George Mason	4	Washington State	4	UCLA	7
Georgia	18	West Virginia	1	Wright State	6
Houston	8	Western Kentucky	4	<i>Most blocks Against.. Arkansas (34)</i> <i>Blocks vs. SEC..... 192</i> <i>Non-Conference blocks..... 292</i>	
Kentucky	18	Winthrop	2		
Louisiana Lafayette	5	Old Dominion	5		
Louisiana Monroe	9	Ole Miss	19		
Louisiana Tech	6	Oregon	4		

### JARVIS VARNADO'S CAREER STATS

<u>Year</u>	<u>GP-GS</u>	<u>Min/Avg</u>	<u>FG-FGA</u>	<u>Pct</u>	<u>3FM-3GA</u>	<u>Pct</u>	<u>FT-FTA</u>	<u>Pct</u>	<u>Rebs</u>	<u>PF-D</u>	<u>Asst</u>	<u>TQ</u>	<u>Blk</u>	<u>Stl</u>	<u>Pts/Avg</u>
2006-07	35-13	473/13.5	75-116	.647	0-1	.000	24-45	.533	146-4.2	74-1	11	19	67	12	174/5.0
2007-08	34-34	968/28.5	109-170	.641	1-2	.500	50-100	.500	264-7.8	99-5	18	41	157	18	269/7.9
2008-09	36-36	1012/28.1	180-328	.549	0-1	.000	104-159	.654	317-8.8	83-2	28	60	170	22	464/12.9
2009-10	17-17	490/28.8	84-136	.618	0-0	.000	72-109	.661	187-11.0	36-0	15	30	90	13	240/14.1
<b>TOTAL</b>	<b>122-100</b>	<b>2943/24.1</b>	<b>448-750</b>	<b>.597</b>	<b>1-4</b>	<b>.250</b>	<b>250-413</b>	<b>.605</b>	<b>914-7.5</b>	<b>292-8</b>	<b>72</b>	<b>150</b>	<b>484</b>	<b>65</b>	<b>1147/9.4</b>

# A LOOK AT THE ALL-STAR CANDIDATES

**Barry Stewart****G • 6-3 • 170****Shelbyville, TN**


- ✓ Currently ranks 12th all-time in scoring with 1,368 career points.
- ✓ His 11.2 scoring averages ranks fourth on the team.
- ✓ His 32 treys are T8th-most in SEC.
- ✓ His 234 made 3-pointers leave him 24 shy of Darryl Wilson's 258 record.
- ✓ Has scored in double-digits 37 times the last two years and has scored 20-plus points nine times in career.

## Season Highs

- **Points:** 21, Wright State (12-16-09)
- **FGM:** 8, Wright State (12-16-09)
- **FGA:** 14, at Ole Miss (1-9-10)
- **3GM:** 5, Wright State (12-16-09)
- **3GA:** 7, 4 times (last: Wright State, 12-16-09)
- **FTM:** 4, SE Louisiana (11-19-09)
- **FTA:** 5, DePaul (12-10-09)
- **Rebs:** 5, twice (last: Ole Miss 1-9-10)
- **Assists:** 7, St. Bonaventure (12-5-09)
- **Steals:** 2, Wright State (12-16-09)
- **Minutes:** 38, at Western Kent. (1-4-10)
- **Double-Doubles:** 0

## Career Highs

- **Points:** 24, Missouri (12-30-07)
- **FGM:** 8, twice (last: Wright State 12-16-09)
- **FGA:** 19, Alabama (2-21-09)
- **3GM:** 6, Tennessee (2-2-08)
- **3GA:** 11, twice (last: USC, 11-13-09)
- **FTM:** 10, twice (last: LSU 3-14-09)
- **FTA:** 12, LSU (3-14-09)
- **Rebs:** 12, Florida (3-4-09)
- **Assists:** 7, twice (last: St. Bonaventure, 12-5-09)
- **Steals:** 5, Alabama (3-14-08)
- **Minutes:** 44, twice (last: LSU, 2-11-09)
- **Double-Doubles:** 2

**Dee Bost****G • 6-2 • 170****Concord, NC**


- ✓ After leading MSU with 156 assists last year, he's tops so far with 93, the second most in the SEC. Career-high of 11 came against Wright State.
- ✓ His 12.1 scoring clip is third on the team.
- ✓ His 38.6 percent 3-point accuracy is third on team (40-plus attempts).
- ✓ 32 made 3s are tied for 2nd most on the team behind Ravern Johnson and tied for the 8th most in SEC.
- ✓ Has started all 53 games for MSU.
- ✓ Has scored 20-plus points last two games.

## Season Highs

- **Points:** 25, Old Dominion (11-28-09); Ole Miss (1-9-10)
- **FGM:** 8, Old Dominion (11-28-09)
- **FGA:** 15, Arkansas (1-14-10)
- **3GM:** 6, Old Dominion (11-28-09)
- **3GA:** 9, Old Dominion (11-28-09)
- **FTM:** 9, at Western Kentucky (1-4-10); at Ole Miss (1-9-10)
- **FTA:** 12, at Ole Miss (1-9-10)
- **Rebs:** 8, St. Bonaventure (12-5-09)
- **Assists:** 11, Wright State (12-16-09)
- **Blks:** 1, twice (last: San Diego 12-31-09)
- **Steals:** 3, MVSU (12-28-09)
- **Minutes:** 39, Rider (11-13-09)
- **Double-Doubles:** 0

## Career Highs

- **Points:** 25, Arkansas (2-7-09); Old Dominion (11-28-09); Ole Miss (1-9-10)
- **FGM:** 9, Arkansas (2-7-09)
- **FGA:** 17, LSU (2-11-09)
- **3GM:** 6, Arkansas (2-7-09); Old Dominion (11-28-09)
- **3GA:** 9, Old Dominion (11-28-09)
- **FTM:** 10, LSU (2-11-09)
- **FTA:** 12, LSU (2-11-09); Ole Miss (1-9-10)
- **Rebs:** 10, South Carolina (3-13-09)
- **Assists:** 11, Wright State (12-16-09)
- **Blks:** 1, twice (last: San Diego 12-31-09)
- **Steals:** 4, San Diego (12-30-08)
- **Minutes:** 47, twice (last: Bama, 2-21-09)
- **Double-Doubles:** 2

**Ravern Johnson****G • 6-7 • 175****Lyon, MS**

- ✓ 53 made 3-pointers are the most on the team and second in SEC.
- ✓ Became the second player in MSU history to make 80-plus 3-pointers in a season by draining 83.
- ✓ Leads MSU in scoring at 14.4, 16th in SEC.
- ✓ His 49.5 percent shooting accuracy from 3-point range leads the SEC.
- ✓ Ranks 8th all-time at MSU with 143 made 3-pointers.

## Season Highs

- **Points:** 29, UCLA (12-12-09)
- **FGM:** 12, UCLA (12-12-09)
- **FGA:** 15, twice (last: MVSU, 12-28-09)
- **3GM:** 5, 3 times (last: MVSU, 12-28-09)
- **3GA:** 10, twice (last: MVSU, 12-28-09)
- **FTM:** 3, Centenary (12-22-09)
- **FTA:** 4, San Diego (12-31-09); Ole Miss (1-9-10)
- **Rebs:** 7, UCLA (12-12-09)
- **Assists:** 3, twice (last: St. Bo (12-5-09)
- **Blocks:** 2, 3 times (last: San Diego 12-31-09)
- **Steals:** 2, Bethune-Cookman (11-21-09); Ole Miss (1-9-10)
- **Minutes:** 38, at Houston (12-19-09)

## Career Highs

- **Points:** 29, UCLA (12-12-09)
- **FGM:** 12, UCLA (12-12-09)
- **FGA:** 17, South Carolina (2-18-09)
- **3GM:** 6, Western Ky (1-5-09)
- **3GA:** 10, six times (last: MVSU 12-28-09)
- **FTM:** 4, four times (last: South Carolina 3-13-09)
- **FTA:** 5, Alabama State (12-6-08)
- **Rebs:** 8, Nicholls (12-22-08)
- **Assists:** 3, five times (last: St. Bonaventure, 12-05-09)
- **Blocks:** 2, 7 times (last: San Diego, 12-31-09)
- **Steals:** 2, four times (last: Ole Miss 1-9-10)
- **Minutes:** 44, Alabama (2-21-08)



# A Look At The MSU PLAYERS

**Phil Turner****G • 6-3 • 170****Grenada, MS**


- ✓ Sixth on team in scoring at 5.6.
- ✓ T3rd on team with 82 rebounds, 24th in SEC.
- ✓ Tied for team lead with 22 steals.
- ✓ Collected fifth-career double-double against SE Louisiana.
- ✓ Tied his career high with 14 rebounds vs. Southeastern Louisiana.

## Season Highs

- **Points:** 12, MVSU (12-28-09)
- **FGM:** 4, Bethune (11-21-09)
- **FGA:** 12, SE Louisiana (11-19-09)
- **3GM:** 2, 3 times (last: MVSU, 12-28-09)
- **3GA:** 6, SE Louisiana (11-19-09)
- **FTM:** 3, Wright State (12-16-09)
- **FTA:** 6, at Western Kentucky (1-4-10)
- **Rebs:** 14, SE Louisiana (11-19-09)
- **Assists:** 5, DePaul (12-10-09)
- **Steals:** 3, Texas-Pan Am (11-24-09)
- **Minutes:** 34, SE Louisiana (11-19-09)
- **Double-Doubles:** 1

## Career Highs

- **Points:** 18, Kentucky (2-3-09)
- **FGM:** 7, South Carolina (2-18-09)
- **FGA:** 13, Kentucky (2-3-09)
- **3GM:** 4, four times (last: Arkansas 2-7-09)
- **3GA:** 9, twice (last: Auburn, 2-14-09)
- **FTM:** 9, Nicholls (12-22-08)
- **FTA:** 12, Nicholls (12-22-08)
- **Rebs:** 14, twice (last: SE Louisiana 11-19-09)
- **Assists:** 5, DePaul (12-10-09)
- **Steals:** 6, South Carolina (2-18-09)
- **Minutes:** 47, Alabama (2-21-09)
- **Double-Doubles:** 5

**Kodi Augustus****F • 6-8 • 220****Baton Rouge, LA**


- ✓ Fifth in scoring with 9.3 average; had first double-double at Ole Miss.
- ✓ Had career-highs with three assists against Centenary and MVSU.
- ✓ 18-straight made free throws streak snapped against St. Bonaventure.
- ✓ Second on team with 12 blocks.

## Season Highs

- **Points:** 17, twice (last: San Diego 12-31-09)
- **FGM:** 6, San Diego (12-31-09)
- **FGA:** 10, MVSU (12-28-09); Ole Miss (1-9-10)
- **3GM:** 3, twice (last: San Diego 12-31-09)
- **3GA:** 6, MVSU (12-28-09)
- **FTM:** 8, Richmond (11-27-09); Old Dominion (11-28-09)
- **FTA:** 8, three times (last: St. Bonaventure, 12-5-09)
- **Rebs:** 16, at Houston (12-19-09)
- **Assists:** 3, twice (last: MVSU 12-28-09)
- **Steals:** 2, twice (last: Wright State 12-16-09)
- **Blocks:** 5, Wright State (12-16-09)
- **Minutes:** 29, MVSU (12-28-09); Ole Miss (1-9-10)
- **Double-Doubles:** 1

## Career Highs

- **Points:** 19, Georgia (3-12-09)
- **FGM:** 6, 3 times (last, San Diego 12-31-09)
- **FGA:** 12, Texas Tech (11-29-08)
- **3GM:** 3, 3 times (last: San Diego 12-31-09)
- **3GA:** 6, MVSU (12-28-09)
- **FTM:** 8, Richmond (11-27-09); Old Dominion (11-28-09)
- **FTA:** 8, three times (last: St. Bonaventure (12-05-09)
- **Rebs:** 16, at Houston (12-19-09)
- **Assists:** 3, twice (last: MVSU 12-28-09)
- **Steals:** 2, Old Dominion (11-28-09)
- **Blocks:** 5, Wright State (12-16-09)
- **Minutes:** 29, MVSU (12-28-09); Ole Miss (1-9-10)
- **Double-Doubles:** 1

**Romero Osby****F • 6-8 • 230****Meridian, MS**

- ✓ Seventh in scoring with 5.2 average.
- ✓ Has seen action in 16 of the 17 games as a reserve.
- ✓ Scored in double-digits twice and had season high 13 against DePaul.
- ✓ Tied for fourth on the team with five blocks.

## Season Highs

- **Points:** 13, DePaul (12-10-09)
- **FGM:** 4, twice (last: Wright State 12-16-09)
- **FGA:** 9, DePaul (12-10-09)
- **3GM:** 2, twice (last: Centenary 12-22-09)
- **3GA:** 3, twice (last: Centenary 12-22-09)
- **FTM:** 4, DePaul (12-10-09)
- **FTA:** 5, Arkansas (1-14-10)
- **Rebs:** 7, DePaul (12-10-09)
- **Assists:** 3, Beth- Cookman (11-21-09)
- **Steals:** 2, St. Bonaventure (12-5-09)
- **Blocks:** 2, Beth.-Cookman (11-21-09)
- **Minutes:** 24, Beth.-Cookman (11-21-09)
- **Double-Doubles:** 0

## Career Highs

- **Points:** 15, North Alabama (11-19-08)
- **FGM:** 5, twice (last: Houston 1-3-09)
- **FGA:** 13, Houston (1-3-09)
- **3GM:** 2, 4 times (last: Centenary 12-22-09)
- **3GA:** 3, 5 times (last: Centenary 12-22-09)
- **FTM:** 7, Texas Tech (11-29-08)
- **FTA:** 10, Texas Tech (11-29-08)
- **Rebs:** 8, Centenary (11-15-08)
- **Assists:** 4, North Alabama (11-19-08)
- **Steals:** 2, St. Bonaventure (12-5-09)
- **Blocks:** 2, three times (last: Bethune-Cookman 11-21-09)
- **Minutes:** 24, Beth.-Cookman (11-21-09)
- **Double-Doubles:** 0

# A Look At The MSU PLAYERS

**Riley Benock****G • 6-4 • 180****Battletown, KY**


- ✓ Has seen action in all 17 games.
- ✓ 9th on the team in scoring at 2.0 points.
- ✓ Fourth on team with 11 steals.
- ✓ Sixth on the team with 10 made 3-pointers.
- ✓ Scored season-high 9 points against both Centenary & St. Bonaventure.

## Season Highs

- **Points:** 9, twice (last: Centenary 12-22-09)
- **FGM:** 3, twice (last: Centenary 12-22-09)
- **FGA:** 5, DePaul (12-10-09)
- **3GM:** 2, twice (last: Centenary 12-22-09)
- **3GA:** 5, DePaul (12-10-09)
- **FTM:** ---
- **FTA:** 1, Richmond, (11-27-09)
- **Rebs:** 2, 4 times (last: at Houston 12-19-09)
- **Assists:** 5, DePaul (12-10-09)
- **Steals:** 2, 4 times (last: Arkansas 1-14-10)
- **Minutes:** 20, DePaul (12-10-09)
- **Double-Doubles:** 0

## Career Highs


- **Points:** 12, Ole Miss (1-26-08)
- **FGM:** 4, Ole Miss (1-26-08)
- **FGA:** 6, Nicholls State (12-22-08)
- **3GM:** 4, Ole Miss (1-26-08)
- **3GA:** 6, Nicholls State (12-22-08)
- **FTM:** 3, Georgia (1-12-08)
- **FTA:** 4, Georgia (1-12-08)
- **Rebs:** 4, Southeastern La. (12-8-08)
- **Assists:** 5, DePaul (12-10-09)
- **Steals:** 3, Centenary (11-15-08)
- **Minutes:** 23, LSU (2-11-09)
- **Double-Doubles:** 0

**Wendell Lewis****F • 6-8 • 240****Selma, AL**

- ✓ Seen action in 16 games as a reserve and did not play at Ole Miss
- ✓ Averaging 2.1 points and 2.1 boards.
- ✓ T4th on team with 11 offensive rebounds.
- ✓ Ranked 25th among SEC freshmen in scoring and 20th in rebounds.

## Season/Career Highs

- **Points:** 7, St. Bonaventure (12-5-09)
- **FGM:** 3, Bethune-Cookman (11-21-09)
- **FGA:** 4, twice (last: St. Bonaventure 12-5-09)
- **FTM:** 3, St. Bonaventure (12-5-09)
- **FTA:** 4, St. Bonaventure (12-5-09)
- **Rebs:** 5, twice (last: St. Bonaventure 12-5-09)
- **Assists:** ---
- **Steals:** ---
- **Blocks:** 3, St. Bonaventure (12-5-09)
- **Minutes:** 15, St. Bonaventure (12-5-09)

**John Riek****F • 7-1 • 242****Sudan**

- ✓ Sat out the first nine games due to NCAA suspension.
- ✓ Has seen action in five games.
- ✓ Ranked T21th among SEC freshmen in scoring (2.5) and T8th in rebounding (3.3).
- ✓ Had season-high 6 points against Centenary.

## Season/Career Highs

- **Points:** 6, Centenary (12-22-09)
- **FGM:** 2, Centenary (12-22-09)
- **FGA:** 3, twice (last: MVSU 12-28-09)
- **FTM:** 2, twice (last: MVSU 12-28-09)
- **FTA:** 4, MVSU 12-28-09
- **Rebs:** 7, Centenary (12-22-09)
- **Assists:** ---
- **Steals:** ---
- **Blocks:** 3, MVSU (12-28-09)
- **Minutes:** 11, MVSU (12-28-09)

# THE REST OF THE TEAM

## THE JUNIORS

### **45 • Elgin Bailey • F/C • 6-8 • 254 • New Orleans, LA**

Bailey saw action in 27 games last year before dislocating his ankle against Florida. He still managed to finish second on the team in blocked shots with 26. Bailey finished the year averaging 3.9 points and 2.4 rebounds. He returned to the court against SE Louisiana but did not play against Bethune-Cookman. Scored his first point of the year on a free throw against Texas-Pan American and logged four minutes against Richmond and six against Old Dominion in South Padre. Hasn't played in the last six games and will likely apply for a medical redshirt.

## THE SOPHOMORES

### **4 • Twany Beckham • G • 6-5 • 190 • Louisville, KY**

Beckham played in the last 32 games of last season and was one of MSU's first players off the bench. He logged a total of 33 minutes in the SEC Tournament and averaged 1.5 points, 2.0 rebounds and dished out three assists. He finished the year averaging 1.6 points and 1.5 boards a game.

## THE FRESHMEN

### **10 • Shaun Smith • G • 6-6 • 195 • Brooksville, MS**

The first member of the 2009 MSU signing class, the heralded All-State member from Noxubee County is known for his athleticism and ball-handling skills. Ranked the 23rd best shooting guard in the country by Scout.com, Smith inked his next four years with Bulldog basketball on his birthday. As a senior, he averaged 25.1 points, 5.8 rebounds and 2.2 steals.

### **1 • Renardo Sidney • G • 6-10 • 260 • Jackson, MS**

Is waiting to be cleared to play by the NCAA. One of MSU's most highly touted recruits, Sidney brings numerous accolades including McDonald's All American selection, USA Junior National Select Team inclusion as well as Naismith High School Player of the Year finalist. He was also tabbed Co-MVP at the Jordan Brand Classic at the famous Madison Square Garden in New York City. Sidney made his national impression at the McDonald's All-Star game where he scored 11 points while grabbing 6 rebounds.



**EXHIBITION 1 — OCT. 31, 2009**

Mississippi State	82
Oklahoma City	54

Humphrey Coliseum • 2 p.m.  
Starkville, MS

STARKVILLE, Miss. — Junior Raven Johnson's 23 points sparked a convincing 82-54 win by 18th-ranked Mississippi State against Oklahoma City in the exhibition opener for both teams at Humphrey Coliseum.

Johnson drained 6-of-10 three-pointers, shot 8-of-15 from the floor and grabbed five rebounds.

Three other Bulldogs recorded double-digit efforts in the win, led by junior Kodi Augustus' 16 points. Sophomore Dee Bost joined senior Barry Stewart by scoring 11 points, while Bost added 6 assists.

All-SEC senior Jarvis Varnado grabbed 11 rebounds, notched 8 points and blocked 4 shots. Freshman Wendell Lewis continued his impressive preseason performance by claiming 8 rebounds in just 13 minutes.

OCU point guard Chris Brown led the game with 24 points.

The Bulldogs struggled with their opponents in the first half, but never trailed in the game. After scoring the first eight points, State saw two free-throws from OCU's Brown spark a 10-0 run that pulled the game within a point. At the break, MSU led 38-33 half.

**Oklahoma City**

Player	FG	3FG	FT	RB	PF	PT	A	Min
Phillips f	2-8	1-2	0-0	5	1	5	1	34
Williams c	0-4	0-0	0-1	3	4	0	1	14
Brown g	9-23	0-1	6-8	6	3	24	0	36
Graham g	3-6	0-2	0-0	4	1	6	2	34
Bingham g	4-13	2-7	1-1	3	1	11	0	34
Cuevas	0-0	0-0	0-0	1	1	0	1	6
Ennis	0-0	0-0	0-0	0	0	0	0	1
McKnight	1-2	0-0	0-0	0	2	2	1	11
Nicholson	2-3	0-0	0-0	2	2	4	0	14
James	1-3	0-0	0-1	4	3	2	1	16
<b>TOTALS</b>	<b>22-62</b>	<b>3-12</b>	<b>7-11</b>	<b>32</b>	<b>18</b>	<b>54</b>	<b>7</b>	<b>200</b>

**Mississippi State**

Player	FG	3FG	FT	RB	PF	PT	A	Min
Augustus f	6-11	1-6	3-4	5	3	16	0	25
Varnado c	3-6	0-0	2-4	11	1	8	2	27
Johnson g	8-15	6-10	1-1	5	1	23	2	34
Bost g	3-8	2-5	3-3	3	2	11	6	28
Stewart g	3-8	3-7	2-2	5	3	11	2	31
Osby	4-8	1-2	0-0	5	2	9	3	21
Smith	0-2	0-0	0-0	1	3	0	4	14
Parker	0-0	0-0	0-0	0	0	0	0	1
Luczak	0-0	0-0	0-0	1	0	0	0	2
Price	0-0	0-0	0-1	1	0	0	1	1
Lewis	2-4	0-0	0-3	8	2	4	0	13
Bolen	0-1	0-0	0-0	1	0	0	0	3
<b>TOTALS</b>	<b>29-63</b>	<b>13-30</b>	<b>11-14</b>	<b>47</b>	<b>17</b>	<b>82</b>	<b>19</b>	<b>200</b>

Halftime: MSU 38, OCU 33. FG%: MSU 46.0%, OCU 35.5%. 3FG%: MSU 43.3%, OCU 25.0%. FT%: MSU 78.6%, OCU 63.6%. Turnovers: MSU 14 (Varnado, Johnson 3 4), OCU 12 (James 3). Blocked Shots: MSU 6 (Varnado 4), OCU 2 (Phillips, Williams 1). Steals: MSU 3 (Bost 2), OCU 3 (Three with 1). Officials: Tom Eades, Bruce Benedick, James Williams. Attendance: 2,938.

**EXHIBITION 2 — Nov. 7, 2009**

Mississippi State	90
Georgetown College	70

Humphrey Coliseum • 2 p.m.  
Starkville, MS

STARKVILLE, Miss. — Junior forward Kodi Augustus scored 16 points and grabbed 11 rebounds to pace 18th-ranked Mississippi State to a 90-70 win against Georgetown College.

MSU completed its two-game exhibition slate having never trailed in either game.

Augustus connected on 6-of-9 shots from the floor and all three of his free throws. All-SEC senior Jarvis Varnado totaled 17 points, 9 rebounds and 5 blocks.

Also scoring in double-digits were sophomore point guard Dee Bost with 14 points to go along with his 8 assists, while Phil Turner totaled 12 points.

Pacing the game in scoring was Georgetown's Eddie Gray with 19.

State jumped out to an early eight-point lead in the game's first 10 minutes. The Tigers responded with a six-point run capped by two consecutive treys from Vincent Crutcher to pull within two points with 8:50 left in the half. The Bulldogs responded in a big way, finishing the half on a 23-5 run sparked by a Varnado pass resulting in a dunk from Augustus. MSU led 41-22 at the break.

**Georgetown College**

Player	FG	3FG	FT	RB	PF	PT	A	Min
Moses	9-19	0-0	0-0	10	2	18	1	37
Pearson	3-6	0-0	0-0	5	5	6	1	13
Gray	6-11	2-4	5-5	5	2	19	2	37
Walls	1-4	1-4	0-0	1	1	3	0	18
Byron	0-8	0-1	0-0	2	4	0	2	11
Hamilton	0-1	0-1	0-0	1	0	0	0	3
Boggs	1-2	1-1	0-0	0	1	3	1	6
Saxton	4-5	1-2	1-1	2	1	10	2	25
Ferguson	1-4	0-0	3-4	4	4	5	3	19
Crutcher	2-6	2-5	0-0	2	2	6	0	25
Outen	0-0	0-0	0-0	0	3	0	0	6
<b>TOTALS</b>	<b>27-66</b>	<b>7-18</b>	<b>9-10</b>	<b>33</b>	<b>25</b>	<b>70</b>	<b>12</b>	<b>200</b>

**Mississippi State**

Player	FG	3FG	FT	RB	PF	PT	A	Min
Augustus	6-9	1-2	3-3	11	1	16	2	27
Varnado	7-7	0-0	3-5	9	3	17	2	30
Johnson	3-4	1-1	2-3	1	1	9	0	17
Bost	5-10	2-6	2-2	2	2	14	8	32
Stewart	3-10	0-7	2-2	0	0	8	3	31
Osby	1-4	0-0	7-8	3	2	9	0	16
Parker	0-0	0-0	0-0	0	0	0	0	1
Benock	0-1	0-1	0-0	3	1	0	1	13
Luczak	0-0	0-0	0-0	0	0	0	0	1
Turner	3-6	1-2	5-5	3	1	12	0	21
Lewis	2-2	0-0	1-2	0	2	5	0	10
Bolen	0-1	0-0	0-0	0	0	0	1	1
<b>TOTALS</b>	<b>30-53</b>	<b>5-19</b>	<b>25-30</b>	<b>33</b>	<b>13</b>	<b>90</b>	<b>17</b>	<b>200</b>

Halftime: MSU 41, GC 22. FG%: MSU 55.6%, GC 27.3%. 3FG%: MSU 14.3%, GC 30.0%. FT%: MSU 83.3%, GC 100.0%. Turnovers: MSU 17 (Varnado 5), GC 12 (Ferguson, Crutcher 4). Blocked Shots: MSU 6 (Varnado 5), GC 3 (Pearson 2). Steals: MSU 7 (Turner 3), GC 6 (Hamilton 2). Officials: Tony Greene, Mike Nance, Ron Groover. Attendance: 2,995.

**GAME 1 — Nov. 13, 2009**

Rider	88
Mississippi State	74

Humphrey Coliseum • 2 p.m.  
Starkville, MS

STARKVILLE, Miss. — Mississippi State senior Jarvis Varnado collected his 16th career double-double despite the Bulldogs dropping a 88-74 decision to Rider in front of 7,241 fans at Humphrey Coliseum.

Varnado, collected 22 points and 14 rebounds on the night as MSU dropped the opening game of the season for the first time since a 79-76 setback to Louisiana-Lafayette in 2002.

Varnado also tallied seven blocks and scored six of the game's first 11 points to give the Bulldogs an early nine-point advantage.

Dee Bost and Raven Johnson also reached double figures, scoring 14 and 10 points, respectively.

State maintained the lead until the 45-second mark when a Mike Ringgold layup gave Rider a lead that it would never relinquish. Ringgold and Novar Gadson collected 21 points each to lead Rider.

The opener was marred by a Rider squad that went 30-of-59 (50 percent) from the field, including a sizzling 62-percent clip from the 3-point stripe.

**Rider (1-0)**

Player	FG	3FG	FT	RB	PF	PT	A	Min
Ringgold	10-19	0-0	1-4	6	2	21	1	39
Jackson	1-4	0-1	0-0	5	5	2	1	12
Thompson	6-12	4-6	0-2	3	2	16	2	39
Robinson	3-5	2-2	7-9	4	2	15	4	27
Gadson	7-11	2-2	5-7	11	1	21	2	37
Youngblood	0-4	0-2	4-4	3	4	4	2	21
Thompson	1-1	0-0	1-2	4	0	3	1	11
Mansell	2-3	2-3	0-0	0	1	6	0	8
Nd-Ezuma	0-0	0-0	0-0	0	1	0	0	1
Penn	0-0	0-0	0-0	0	1	0	1	5
<b>TOTALS</b>	<b>30-59</b>	<b>10-16</b>	<b>18-28</b>	<b>38</b>	<b>19</b>	<b>88</b>	<b>14</b>	<b>200</b>

**Mississippi State (0-1)**

Player	FG	3FG	FT	RB	PF	PT	A	Min
Augustus	4-9	1-1	0-1	5	4	9	0	15
Varnado	8-8	0-0	6-8	14	3	22	2	36
Johnson	4-11	2-8	0-0	1	1	10	1	29
Bost	3-11	3-6	5-6	2	5	14	7	39
Stewart	2-10	2-7	1-4	3	3	7	3	37
Osby	2-3	0-0	0-0	3	1	4	0	11
Benock	0-2	0-2	0-0	0	0	0	1	4
Turner	3-6	2-3	0-0	5	2	8	1	25
Lewis	0-2	0-0	0-0	1	1	0	0	4
<b>TOTALS</b>	<b>26-62</b>	<b>10-27</b>	<b>12-19</b>	<b>37</b>	<b>20</b>	<b>74</b>	<b>15</b>	<b>200</b>

Halftime: Rider 44, MSU 42. FG%: MSU 41.9%, Rider 50.1%. 3FG%: MSU 37.0%, Rider 62.5%. FT%: MSU 63.2%, Rider 64.3%. Turnovers: MSU 12 (Varnado 4), Rider 6 (Thompson, Gadson 2). Blocked Shots: MSU 9 (Varnado 7), Rider 2 (Ringgold, Gadson 1). Steals: MSU 2 (Bost, Turner 1), Rider 5 (Gadson 3). Officials: Rick Crawford, James Barker, James Williams. Attendance: 7,241.

**GAME 2 — Nov. 19, 2009**

Mississippi State 82  
Southeastern Louisiana 67

Humphrey Coliseum • 7 p.m.  
Starkville, MS

STARKVILLE, Miss. — All-SEC center Jarvis Varnado fell just short of his second career triple-double and tied for a game-high 20 points to power Mississippi State to an 82-67 victory against Southeastern Louisiana in Humphrey Coliseum.

Varnado recorded his second-straight 20-point effort and swatted eight shots to go along with his nine rebounds.

Notching the game's only double-double was junior Phil Turner, who had 14 rebounds and 10 points.

Also scoring in double-digits were Ravern Johnson (17), Barry Stewart (13) and Dee Bost (10).

Leading SELU was center Patrick Sullivan, who shot 9-of-21 from the field to score 20 points.

The Bulldogs never trailed and led 41-29 at the break.

In a hard-fought second half, SELU orchestrated a 10-2 run sparked by a Patrick Sullivan layup to close the MSU lead to just 59-51 with 10:43 left. A trey from Bost ended the stretch, and the Bulldogs scored seven-straight capped by a Stewart trey to ice the win.

**Southeastern Louisiana (2-1)**

Player	FG	3FG	FT	RB	PF	PT	A	Min
Marks	2-4	0-0	1-2	6	4	5	3	29
Sullivan	9-21	0-0	2-2	7	3	20	0	35
Hutchin	5-14	4-8	0-0	2	1	14	0	25
Fortenberry	2-7	0-3	0-0	2	2	4	2	28
Patterson	0-0	0-0	2-2	2	2	2	4	18
Jones	3-4	2-3	0-0	2	1	8	2	21
Ndumba	0-1	0-0	0-0	2	2	0	0	13
Forest	2-11	0-3	2-3	4	3	6	0	21
Dixon	3-4	2-3	0-0	1	1	8	1	10
<b>TOTALS</b>	<b>26-66</b>	<b>8-20</b>	<b>7-9</b>	<b>30</b>	<b>19</b>	<b>67</b>	<b>12</b>	<b>200</b>

**Mississippi State (1-1)**

Player	FG	3FG	FT	RB	PF	PT	A	Min
Varnado	6-8	0-0	8-10	9	1	20	1	30
Johnson	7-13	3-6	0-0	3	2	17	0	31
Bost	3-5	2-3	2-5	5	1	10	4	32
Stewart	4-11	1-5	4-4	3	1	13	1	32
Turner	3-12	2-6	2-2	14	1	10	3	34
Osby	2-5	1-2	0-0	4	1	5	1	13
Benock	1-3	0-2	0-0	2	1	2	1	15
Luczak	1-1	1-1	0-0	0	0	3	0	1
Lewis	1-3	0-0	0-0	2	1	2	0	7
Bailey	0-1	0-0	0-0	0	0	0	0	1
Parker	0-0	0-0	0-0	0	0	0	0	1
Price	0-0	0-0	0-0	0	0	0	0	1
<b>TOTALS</b>	<b>28-62</b>	<b>10-25</b>	<b>16-21</b>	<b>47</b>	<b>9</b>	<b>82</b>	<b>12</b>	<b>200</b>

Halftime: MSU 41, SELU 29. FG%: MSU 45.2%, SELU 39.4%. 3FG%: MSU 40.0%, SELU 40.0%. FT%: MSU 76.2%, SELU 77.8%. Turnovers: MSU 13 (Bost, Turner 3), SELU 11 (Sullivan 3). Blocked Shots: MSU 10 (Varnado 8), SELU 7 (Sullivan 3). Steals: MSU 9 (Varnado 3), SELU 5 (Patterson 3). Officials: Ted Valentine, Doug Simons, Carlos Gonzalez. Attendance: 4,544.

**GAME 3 — Nov. 21, 2009**

Mississippi State 67  
Bethune-Cookman 51

Humphrey Coliseum • 6 p.m.  
Starkville, MS

STARKVILLE, Miss. — Jarvis Varnado swatted 4 shots to become the SEC's all-time leading shot-blocker as Mississippi State cruised to a 67-51 victory against the Bethune-Cookman Wildcats.

Varnado surpassed Shaquille O'Neals' previous SEC record of 412 and now has batted 413 shots in his career. The all-star senior also recorded 10 points and 10 rebounds for his second double-double in the season's first three games.

Three other Bulldogs also scored 10 points, including senior Barry Stewart, who also handed out 4 assists.

Albert Abrahams registered the game's other double-double for the Wildcats with 15 points and 11 rebounds.

The first half saw several lead changes before two Osby free throws sparked a 10-0 MSU run. The Bulldogs led 31-24 at the half.

State saw BCU quickly close the gap to just 33-30 but responded with an 8-0 run capped by a Varnado layup that put the game out of reach for good. Varnado brought down the SEC's all-time career blocks record with a reject of an Abrahams jumper with 10:20 remaining in the second half.

**Bethune Cookman (1-3)**

Player	FG	3FG	FT	RB	PF	PT	A	Min
Starling	2-3	0-0	0-0	6	1	4	2	24
Adams	0-1	0-0	4-4	0	4	4	0	10
Reed	4-19	1-4	0-0	1	1	9	4	38
Elliott	0-3	0-0	2-2	4	2	2	0	21
Jones	3-7	0-2	0-0	4	0	6	1	22
Thomas	1-3	1-2	0-0	2	1	3	1	23
Abrahams	6-11	0-0	3-5	11	3	15	1	26
Bryant	0-0	0-0	2-2	0	0	2	0	2
Anusionwu	0-0	0-0	0-0	0	1	0	0	2
Dukes	2-4	2-4	0-0	0	2	6	0	16
Williford	0-1	0-0	0-0	1	0	0	0	16
<b>TOTALS</b>	<b>18-52</b>	<b>4-12</b>	<b>11-13</b>	<b>32</b>	<b>15</b>	<b>51</b>	<b>9</b>	<b>200</b>

**Mississippi State (2-1)**

Player	FG	3FG	FT	RB	PF	PT	A	Min
Varnado	4-11	0-0	2-5	10	0	10	2	31
Johnson	4-10	2-6	0-0	2	0	10	0	26
Bost	2-7	2-4	4-4	4	0	10	2	31
Stewart	3-6	2-4	2-2	1	1	10	4	31
Turner	4-7	1-1	0-0	5	3	9	2	22
Osby	2-6	0-2	3-4	6	1	7	3	24
Parker	0-1	0-0	0-0	0	1	0	0	1
Benock	2-4	1-3	0-0	2	0	5	0	19
Luczak	0-0	0-0	0-0	0	1	0	0	1
Price	0-0	0-0	0-0	5	0	0	0	1
Lewis	3-4	0-0	0-0	2	1	6	0	13
<b>TOTALS</b>	<b>24-56</b>	<b>8-20</b>	<b>11-15</b>	<b>37</b>	<b>8</b>	<b>67</b>	<b>13</b>	<b>200</b>

Halftime: MSU 31, BCU 24. FG%: MSU 42.9%, BCU 34.6%. 3FG%: MSU 40.0%, BCU 33.3%. FT%: MSU 73.3%, BCU 84.6%. Turnovers: MSU 13 (Bost 5), BCU 15 (Reed 4). Blocked Shots: MSU 9 (Varnado 4), BCU 4 (Reed 2). Steals: MSU 8 (Johnson, Bost, Turner, Benock 2), BCU 9 (Reed 3). Officials: James Barker, Jeremy Mosier, Chuck Jones. Attendance: 3,721.

**GAME 4 — Nov. 24, 2009**

Mississippi State 70  
Texas-Pan American 55

Humphrey Coliseum • 7 p.m.  
Starkville, MS

STARKVILLE, Miss. — For the third time in four games, All-SEC senior Jarvis Varnado registered a double-double as the Mississippi State Bulldogs rode a tight second-half defense to a 75-50 victory against Texas Pan-American.

Varnado totaled 12 points, collected a season-high 15 rebounds and tied a season-high 8 blocks to lead MSU.

Three other Bulldogs scored in double-digits, including sophomore point guard Dee Bost (13), senior Barry Stewart (12) and junior Ravern Johnson (11).

Junior Nick Weiermiller and senior Luis Valera led the Broncs with 8 points each.

While MSU never trailed in the contest, it saw its 25-14 lead with 10 minutes remaining in the first half shrink to just two points with three left before the break. MSU finished on a 9-2 run to go up 42-33 at the break.

The Bulldogs tightened the defense in the second half, allowing just 17 points and scoring 33 of their own. State finished shooting a season-high 52.6 percent from the floor and held the Broncs to just a 29.2 percent effort.

**Texas-Pan American (0-5)**

Player	FG	3FG	FT	RB	PF	PT	A	Min
Valera	4-10	0-0	0-0	5	1	8	0	21
Hearn	2-7	1-2	1-2	4	1	6	2	23
Maree	0-2	0-0	3-4	2	4	3	2	22
Weiermiller	3-10	2-6	0-0	4	0	8	1	30
Smith	2-5	1-4	0-0	5	2	5	1	21
Hawkins	3-9	0-0	1-2	3	3	7	0	16
Urbanus	1-6	1-2	0-0	0	0	3	1	25
Jones	1-4	1-4	0-0	1	0	3	0	10
Seagers	0-2	0-2	0-0	1	0	0	0	2
Hendrix	3-8	1-1	0-0	2	1	7	0	20
Couch	0-1	0-0	0-0	0	2	0	0	18
Trader	0-1	0-0	0-0	1	1	0	0	2
<b>TOTALS</b>	<b>19-65</b>	<b>7-21</b>	<b>5-8</b>	<b>33</b>	<b>15</b>	<b>50</b>	<b>7</b>	<b>200</b>

**Mississippi State (3-1)**

Player	FG	3FG	FT	RB	PF	PT	A	Min
Varnado	6-8	0-0	0-2	15	2	12	1	27
Johnson	4-8	2-5	1-1	3	4	11	0	25
Bost	4-10	2-6	3-3	6	1	13	4	30
Stewart	5-10	2-5	0-0	2	1	12	0	31
Turner	2-5	1-3	0-0	3	2	5	2	22
Osby	3-6	1-2	1-1	2	1	8	2	15
Parker	1-1	0-0	0-0	0	0	2	0	1
Benock	0-0	0-0	0-0	1	0	0	0	12
Luczak	0-0	0-0	0-0	1	0	0	0	2
Price	0-0	0-0	0-0	0	0	0	0	1
Augustus	4-7	1-1	0-0	8	1	9	0	21
Lewis	1-1	0-0	0-0	1	0	2	0	9
Bailey	0-1	0-0	1-4	0	0	1	0	4
<b>TOTALS</b>	<b>30-57</b>	<b>9-22</b>	<b>6-11</b>	<b>45</b>	<b>12</b>	<b>75</b>	<b>9</b>	<b>200</b>

Halftime: MSU 42, TPAU 33. FG%: MSU 52.6%, TPAU 29.2%. 3FG%: MSU 40.9%, TPAU 33.3%. FT%: MSU 54.5%, TPAU 62.5%. Turnovers: MSU 16 (Johnson 5), TPAU 11 (Maree 3). Blocked Shots: MSU 14 (Varnado 8), TPAU 2 (Valera, Hendrix). Steals: MSU 8 (Turner 3), TPAU 6 (Smith 3). Officials: Steve Coleman, Ron Groover, Brian Shey. Attendance: 3,214.

**GAME 5 — Nov. 27, 2009**

Mississippi State	62
Richmond	63

South Padre Convention Center • 5 p.m.  
South Padre Island, TX

SOUTH PADRE ISLAND, Texas — After finding itself down by as many as 14 points to Richmond on numerous occasions in the semifinals of the South Padre Island Invitational, Mississippi State fought back and seemed to take control late in the game.

But with 9.8 seconds remaining and his team trailing by one, Spiders guard Kevin Anderson nailed a 15-foot jumper to lift Richmond to a stunning 63-62 victory.

The loss snapped MSU's three-game winning streak.

Despite putting itself in an early hole, the Bulldogs battled back and closed the gap to 35-32 at the break on a putback by Phil Turner right before time expired.

The Spiders, though, regained the early momentum in the second half and pushed their lead back to 10. But as they did the first half, MSU came storming back.

That persistence paid off with 10:22 left on two free throws by Kodi Augustus that tied the game at 49-apiece. Augustus, who finished with 13 points, later gave the Bulldogs its first lead at 55-53 with two more free throws at the 7:36 mark.

State then built its biggest advantage at 62-57 on a short jumper by Raven Johnson, who totaled a team-high 15 points.

**Richmond (5-1)**

Player	FG	3FG	FT	RB	PF	PT	A	Min
Gonzalez	3-7	2-5	1-3	4	1	9	4	37
Anderson	5-12	0-3	2-2	4	1	12	3	39
Harper	3-3	2-2	1-2	2	3	9	2	19
Geriot	3-10	1-4	0-0	2	3	7	5	35
Butler	6-10	2-4	5-5	4	4	19	0	34
Garrett	0-0	0-0	0-0	1	5	0	0	7
Duinker	1-1	1-1	2-2	1	2	5	0	8
Smith	1-1	0-0	0-0	2	3	2	0	21
<b>TOTALS</b>	<b>22-44</b>	<b>8-19</b>	<b>11-14</b>	<b>24</b>	<b>22</b>	<b>63</b>	<b>16</b>	<b>200</b>

**Mississippi State (3-2)**

Player	FG	3FG	FT	RB	PF	PT	A	Min
Varnado	2-6	0-0	4-4	6	4	8	0	23
Johnson	6-11	3-6	0-0	6	1	15	1	31
Bost	1-7	1-5	2-4	3	3	5	4	35
Stewart	4-10	4-6	1-2	3	1	13	0	35
Turner	2-8	0-3	0-0	9	0	4	2	23
Augustus	2-7	1-2	8-8	6	4	13	0	25
Osby	1-1	0-0	2-4	1	1	4	0	8
Benock	0-3	0-3	0-1	1	0	0	0	10
Lewis	0-0	0-0	0-0	2	2	0	0	6
Bailey	0-1	0-0	0-0	0	1	0	0	4
<b>TOTALS</b>	<b>18-54</b>	<b>9-25</b>	<b>17-23</b>	<b>41</b>	<b>15</b>	<b>62</b>	<b>10</b>	<b>200</b>

Halftime: MSU 32, Richmond 35. FG%: MSU 33.3%, Richmond 50.0%. 3FG%: MSU 36.0%, Richmond 42.1%. FT%: MSU 73.9%, Richmond 78.6%. Turnovers: MSU 13 (Stewart 5), Richmond 13 (Geriot, Garrett 3). Blocked Shots: MSU 1 (Varnado 1), Richmond 1 (Smith 1). Steals: MSU 0, Richmond 5 (Anderson 3). Officials: Bill Gracey, Larry Spaulding, Brent Dugas. Attendance: 585.

**GAME 6 — Nov. 28, 2009**

Mississippi State	69
Old Dominion	55

South Padre Convention Center • 4:30 p.m.  
South Padre Island, TX

SOUTH PADRE ISLAND, Texas — Sophomore point guard Dee Bost tied career highs with 25 points and six made treys to help the Mississippi State Bulldogs to a 69-55 victory against the Old Dominion Monarchs to claim the consolation game of the South Padre Island Invitational.

Bost drained 6 of his 9 three-point attempts, grabbed four rebounds and handed out four assists.

After dislocating his finger twice in the first half, all-SEC senior Jarvis Varnado saw just 19 minutes of action but shot 6-of-7 from the field to score 15 points and claim six rebounds. Fellow senior Barry Stewart and junior Kodi Augustus each contributed 10 points to wrap up four Bulldogs in double digits.

Senior forward Gerald Lee led ODU with 20 points on 9-of-14 shooting.

The Monarchs scored the game's first four points and the Bulldogs saw a back-and-forth first half. State built a 30-18 lead before ODU pulled the lead to 36-28 by halftime.

Despite seeing its lead drop to just 50-47 with 10:47 remaining, Mississippi State never trailed in the second half. MSU reeled off a 14-3 run and led 64-50 with under a minute to go.

**Old Dominion (4-2)**

Player	FG	3FG	FT	RB	PF	PT	A	Min
James	3-11	3-6	0-0	3	3	9	3	27
Lee	9-15	0-0	2-2	3	4	20	0	26
Hassell	2-6	0-0	0-0	2	4	4	1	24
Neely	1-5	1-4	0-0	3	2	3	3	25
Finney	3-7	1-4	3-4	6	2	10	3	32
Wright	0-0	0-0	0-0	0	0	0	0	2
Iliadis	1-2	0-1	0-0	0	1	2	0	4
Cooper	0-1	0-0	0-0	2	1	0	0	11
De Lancey	2-2	0-0	0-0	0	0	4	3	13
Bazemore	1-3	0-1	1-2	1	4	3	1	20
Carter	0-6	0-2	0-0	5	2	0	0	16
<b>TOTALS</b>	<b>22-58</b>	<b>5-18</b>	<b>6-8</b>	<b>33</b>	<b>23</b>	<b>55</b>	<b>14</b>	<b>200</b>

**Mississippi State (4-2)**

Player	FG	3FG	FT	RB	PF	PT	A	Min
Varnado	6-7	0-0	3-5	6	2	15	0	19
Johnson	2-6	2-5	0-0	3	0	6	3	26
Bost	8-13	6-9	3-4	4	0	25	4	37
Stewart	3-10	1-7	3-3	3	1	10	3	34
Turner	1-2	0-1	0-0	6	1	2	0	26
Augustus	1-4	0-1	8-8	7	3	10	2	24
Osby	0-1	0-0	1-2	1	2	1	0	14
Benock	0-0	0-0	0-0	0	0	0	0	10
Lewis	0-1	0-0	0-0	0	0	0	0	4
Bailey	0-1	0-0	0-1	0	1	0	0	6
<b>TOTALS</b>	<b>21-45</b>	<b>9-23</b>	<b>18-23</b>	<b>33</b>	<b>10</b>	<b>69</b>	<b>12</b>	<b>200</b>

Halftime: MSU 36, OD 28. FG%: MSU 46.7%, OD 37.9%. 3FG%: MSU 39.1%, OD 27.8%. FT%: MSU 78.3%, OD 75.0%. Turnovers: MSU 11 (Benock 3), OD 10 (James, Lee, 3). Blocked Shots: MSU 5 (Varnado 5), OD 0. Steals: MSU 3 (Augustus 2), OD 5 (5 players with 1). Officials: Brent Dugas, Brad Batt, Darren George. Attendance: 543.

**GAME 7 — Dec. 5, 2009**

Mississippi State	105
St. Bonaventure	53

Humphrey Coliseum • 1 p.m.  
Starkville, MS

STARKVILLE, Miss. — All-SEC senior Jarvis Varnado scored 14 points to become the 31st member of Mississippi State's 1,000-point club en route to a 105-53 victory against St. Bonaventure.

Varnado also claimed eight rebounds, four blocks and three steals. The 52-point win tied the largest margin of victory for a Rick Stansbury-coached team.

The Bonnies entered the game atop the national rankings in field-goal percentage (55.1), but hit just 23-of-69 shots.

Conversely, SBU's opponents were averaging just 57.0 points per game, but State had racked up 56 by halftime and nearly doubled that mark.

Mississippi State also tied the all-time school record of 16 three-pointers made after shooting 16-of-28 from long-range. MSU outrebounded its opponent for the fifth time this season, 44-31.

For the fourth time this season, at least four Bulldog players recorded double-digit scoring, as five State players did Saturday. Raven Johnson had a season-high 18 points, while Dee Bost totaled 17 to go along with his eight rebounds and seven assists. Kodi Augustus had 17 points and Barry Stewart poured in 13.

**St. Bonaventure (4-3)**

Player	FG	3FG	FT	RB	PF	PT	A	Min
Cook	1-4	0-0	0-1	1	1	2	0	18
Nicholson	2-12	0-0	0-0	5	1	4	0	24
Matthews	2-7	1-3	0-0	0	1	5	1	25
Hall	1-3	0-0	0-0	2	2	2	1	20
Eleby	4-11	0-1	2-2	7	2	10	3	26
Adegboye	5-12	1-3	2-2	0	1	13	1	32
Conger	1-5	0-1	0-0	4	0	2	1	14
Leonard	0-3	0-1	0-2	1	0	0	0	4
Davenport	3-6	0-1	0-0	0	1	6	0	13
Simmons	2-4	0-1	1-2	6	5	5	0	11
Roseboro	2-2	0-0	0-0	2	4	4	0	13
<b>TOTALS</b>	<b>23-69</b>	<b>2-11</b>	<b>5-9</b>	<b>31</b>	<b>18</b>	<b>53</b>	<b>7</b>	<b>200</b>

**Mississippi State (5-2)**

Player	FG	3FG	FT	RB	PF	PT	A	Min
Augustus	4-5	3-4	6-8	5	1	17	1	24
Varnado	5-7	0-0	4-5	8	1	14	1	21
Johnson	7-11	4-6	0-0	5	0	18	3	24
Bost	6-9	5-7	0-0	8	4	17	7	24
Stewart	6-12	1-5	0-0	4	2	13	7	33
Osby	2-3	0-0	1-3	5	1	5	0	17
Parker	0-2	0-1	0-0	0	1	0	0	3
Benock	3-4	3-4	0-0	0	0	9	5	16
Luczak	0-0	0-0	0-0	0	1	0	0	3
Price	0-0	0-0	0-0	2	0	0	0	2
Turner	2-5	0-1	1-1	0	3	5	1	18
Lewis	2-4	0-0	3-4	5	0	7	0	15
<b>TOTALS</b>	<b>37-62</b>	<b>16-28</b>	<b>15-21</b>	<b>44</b>	<b>14</b>	<b>105</b>	<b>25</b>	<b>200</b>

Halftime: MSU 56, DBU 22. FG%: MSU 59.7%, SBU 33.3%. 3FG%: MSU 57.1%, SBU 18.2%. FT%: MSU 71.4%, SBU 55.6%. Turnovers: MSU 11 (Osby 3), SBU 12 (Eleby 4). Blocked Shots: MSU 10 (Varnado 4), SBU 4 (Simmons 3). Steals: MSU 7 (Varnado 3), SBU 5 (5 players with 1). Officials: Gary Maxwell, Tracy Woodson, Frank Scagliotta. Attendance: 3,344.



**GAME 8 — DEC. 10, 2009**

Mississippi State	76
DePaul	45

St. Pete Times, Forum • 5:30 p.m.  
Tampa, FL

TAMPA, Fla. — Mississippi State's second participation in the SEC/Big East Challenge turned out much better as it cruised to a 76-45 victory against DePaul at the St. Pete Times Forum.

MSU also continued its magic in the Forum, the same venue where it captured the 2009 SEC Tournament.

For MSU, Kodi Augustus started things by hitting back-to-back 3-point baskets. Those shots were certainly a tone-setter for the evening. After tying a school-record with 16 3-point baskets against St. Bonaventure, the Bulldogs followed that up with nine of their 12 3s in the first half.

In the first 20 minutes, State also got four trays from Ravern Johnson, as well as single 3-point baskets from Romero Osby and Dee Bost. The Bulldogs did not get their first 2-point basket in the first half until a Romero Osby basket at 1:37.

Johnson paced MSU's offensive attack with 14 points. Also in double figures were Osby with 13, followed by Stewart and Varnado with 12 points and Augustus with 11. Varnado also had a team-high 14 rebounds to become the seventh Bulldog to pull down 800-career boards.

**DePaul (5-3)**

Player	FG	3FG	FT	RB	PF	PT	A	Min
Hill	3-9	1-1	0-2	4	4	7	0	29
Stulu	1-2	1-2	0-0	4	4	3	0	14
Wallace	7-16	0-0	1-5	2	3	15	0	27
Kelly	1-3	1-2	0-0	2	2	3	1	24
Walker	5-21	2-8	0-0	4	1	12	1	36
Bizoukas	1-4	0-1	3-3	1	2	5	0	23
Stovall	0-6	0-2	0-0	1	1	0	3	16
Rogers	0-0	0-0	0-0	1	0	0	1	6
Belcaster	0-0	0-0	0-0	0	0	0	0	1
Freeland	0-0	0-0	0-0	0	0	0	0	3
Faber	0-1	0-0	0-0	0	2	0	0	11
Siggins	0-2	0-2	0-0	2	0	0	0	10
<b>TOTALS</b>	<b>18-64</b>	<b>5-18</b>	<b>4-10</b>	<b>36</b>	<b>19</b>	<b>45</b>	<b>6</b>	<b>200</b>

**Mississippi State (6-2)**

Player	FG	3FG	FT	RB	PF	PT	A	Min
Augustus	3-4	2-3	3-3	3	2	11	0	17
Varnado	4-5	0-0	4-6	14	0	12	0	26
Johnson	5-8	4-6	0-0	3	2	14	0	22
Bost	1-6	1-4	1-2	3	2	4	4	30
Stewart	3-10	2-4	4-5	3	2	12	2	30
Osby	4-9	1-3	4-4	7	0	13	1	17
Parker	0-0	0-0	0-0	1	0	0	0	1
Benock	2-5	2-5	0-0	2	0	6	1	20
Luczak	0-0	0-0	0-0	1	1	0	0	2
Price	1-1	0-0	0-0	0	0	2	0	1
Turner	1-6	0-4	0-0	5	0	2	5	20
Lewis	0-1	0-0	0-2	4	3	0	0	14
<b>TOTALS</b>	<b>24-55</b>	<b>12-29</b>	<b>16-22</b>	<b>49</b>	<b>12</b>	<b>76</b>	<b>13</b>	<b>200</b>

Halftime: MSU 35, DU 15. FG%: MSU 43.6%, DU 28.1%. 3FG%: MSU 41.4%, DU 27.8%. FT%: MSU 72.7%, DU 40.0%. Turnovers: MSU 17 (Bost 5), DU 12 (Wallace, Kelly 3). Blocked Shots: MSU 7 (Varnado 3), DU 1 (Hill). Steals: MSU 6 (Turner 2), DU 10 (Wallace 3). Officials: Tony Greene, Mike Kitts, Doug Shows. Attendance: 9,353.

**GAME 9 — DEC. 12, 2009**

Mississippi State	72
UCLA	54

Honda Center • 3:30 p.m.  
Anaheim, CA

ANAHEIM, Calif. — Mississippi State completed its coast-to-coast road swing with another impressive basketball victory Saturday, a 72-54 romp over UCLA at the 16th annual John R. Wooden Classic played in the Honda Center.

For a second straight game, the Bulldogs started strong and were never tied or behind in the contest. Ravern Johnson scored a 2-point basket and Barry Stewart drilled a 3-point basket, leading to a quick 5-0 lead.

Three-point baskets by Stewart and Ravern Johnson sparked an 8-0 run as MSU sprinted to a 17-7 advantage. The Bulldogs kept up the defensive pressure, forcing a pair of turnovers to again spark a 9-0 run. A putback by Johnson capped that run, giving the Bulldogs a 32-14 advantage with 5:23 left in the opening half.

MSU kept the early offensive momentum it had established and eased into a halftime with a 40-19 advantage.

In the second half, MSU kept the rhythm. Another 3-point basket by Johnson capped a half-opening 5-0 run as the Bulldogs built a 45-19 advantage. The Bulldogs held a 20-plus point lead for the opening 10 minutes of the final half.

**Mississippi State (7-2)**

Player	FG	3FG	FT	RB	PF	PT	A	Min
Augustus	3-5	1-2	0-1	2	2	7	0	22
Varnado	5-11	0-0	3-6	11	2	13	0	34
Johnson	12-15	5-8	0-0	7	0	29	0	31
Bost	0-6	0-4	2-2	6	1	2	7	34
Stewart	2-11	2-7	0-0	2	1	6	4	37
Osby	1-1	0-0	0-0	2	0	2	0	8
Parker	0-0	0-0	0-1	0	0	0	0	1
Benock	1-2	1-1	0-0	1	0	3	0	8
Luczak	0-0	0-0	0-0	0	0	0	0	1
Price	0-0	0-0	0-0	0	0	0	0	1
Turner	2-6	0-2	2-2	3	1	6	0	17
Lewis	2-2	0-0	0-2	1	1	4	0	6
<b>TOTALS</b>	<b>28-59</b>	<b>9-24</b>	<b>7-12</b>	<b>39</b>	<b>8</b>	<b>72</b>	<b>11</b>	<b>200</b>

**UCLA (2-6)**

Player	FG	3FG	FT	RB	PF	PT	A	Min
Nelson	1-5	0-0	3-6	8	0	5	1	25
Dragovic	0-9	0-5	0-0	1	2	0	1	29
Lee	6-13	1-4	3-6	6	1	16	2	36
Anderson	2-4	0-0	0-0	2	3	4	3	25
Roll	7-14	3-6	0-0	6	2	17	2	32
Moser	1-2	0-1	0-0	1	2	2	1	4
Trapani	0-1	0-1	0-0	0	0	0	0	1
Keefe	0-0	0-0	0-0	1	2	0	0	5
Lane	0-0	0-0	0-0	0	0	0	1	8
Morgan	2-5	0-0	0-0	3	0	4	0	14
Honeycutt	3-10	0-3	0-1	8	1	6	1	21
<b>TOTALS</b>	<b>22-63</b>	<b>4-20</b>	<b>6-13</b>	<b>41</b>	<b>13</b>	<b>54</b>	<b>12</b>	<b>200</b>

Halftime: MSU 40, UCLA 19. FG%: MSU 47.5%, UCLA 34.9%. 3FG%: MSU 37.5%, UCLA 20.0%. FT%: MSU 58.3%, UCLA 46.2%. Turnovers: MSU 12 (Bost 3), UCLA 10 (Honeycutt 3). Blocked Shots: MSU 8 (Varnado 7), UCLA 1 (Morgan). Steals: MSU 5 (Turner 3), UCLA 7 (Nelson 2). Officials: Mike Stuart, Mike Nance, Doug Simmons. Attendance: 13,043.

**GAME 10 — DEC. 16, 2009**

Mississippi State	80
Wright State	69

Humphrey Coliseum • 6 p.m.  
Starkville, MS

STARKVILLE, Miss. — Barry Stewart found his stroke to the tune of a season-high 21 points to lift Mississippi State to its fifth-straight victory, an 80-69 win against Wright State.

Stewart brought down season-highs in both field goals (8) and treys (5) and added 3 rebounds.

Leading the SEC in field-goal shooting, all-SEC senior Jarvis Varnado added 17 points on 6-of-6 shooting to go along with his six blocks.

Junior Ravern Johnson's 13 points and sophomore forward Romero Osby's 10 rounded out State scorers in double digits. Sophomore point guard Dee Bost handed out a career-high 11 assists.

Wright State's Troy Tabler recorded a game-high 22 points on 6-of-12 shooting from behind the arc.

The first half was one of several runs as MSU took a 43-31 lead into halftime.

The two teams combined for five-straight made treys out of the break, but the Raiders could never shrink the lead to less than nine the remainder of the game.

MSU drained a season-high 63.0 percent of their shots, the fourth-best mark of any team under Stansbury's tenure.

**Wright State (6-4)**

Player	FG	3FG	FT	RB	PF	PT	A	Min
Cooperwood	2-6	0-3	0-0	4	4	4	0	26
Thomas	5-8	4-6	0-0	1	1	14	0	24
Tabler	7-13	6-12	2-2	3	1	22	4	37
Brown	4-17	2-6	2-2	4	1	12	4	39
Duggins	4-11	2-6	0-0	1	1	10	4	39
Land	1-4	0-1	2-2	4	4	4	1	15
Darkwa	0-0	0-0	0-0	1	0	0	0	1
Grote	0-6	0-1	2-2	4	2	2	1	14
Cartham	0-0	0-0	0-0	0	1	0	0	3
Kock	0-1	0-1	1-2	1	0	1	0	2
<b>TOTALS</b>	<b>23-66</b>	<b>14-36</b>	<b>9-10</b>	<b>28</b>	<b>15</b>	<b>69</b>	<b>14</b>	<b>200</b>

**Mississippi State (8-2)**

Player	FG	3FG	FT	RB	PF	PT	A	Min
Augustus	1-4	1-4	2-2	5	1	5	1	27
Varnado	6-6	0-0	5-8	8	1	17	0	30
Johnson	5-7	3-4	0-0	5	1	13	1	32
Bost	3-9	1-5	0-0	6	1	7	11	33
Stewart	8-11	5-7	0-0	3	2	21	1	33
Osby	4-4	2-2	0-0	2	0	10	0	9
Parker	0-0	0-0	0-0	0	0	0	0	1
Benock	0-0	0-0	0-0	0	4	0	1	11
Luczak	0-0	0-0	0-0	0	0	0	0	1
Price	0-0	0-0	0-0	0	0	0	0	1
Turner	0-3	0-3	3-4	1	2	3	1	16
Lewis	2-2	0-0	0-0	2	0	4	0	5
Riek	0-0	0-0	0-0	0	0	0	0	1
<b>TOTALS</b>	<b>29-46</b>	<b>12-25</b>	<b>10-14</b>	<b>34</b>	<b>12</b>	<b>80</b>	<b>16</b>	<b>200</b>

Halftime: MSU 43, WSU 31. FG%: MSU 63.0%, WSU 34.8%. 3FG%: MSU 48.0%, WSU 38.9%. FT%: MSU 71.4%, WSU 90.0%. Turnovers: MSU 18 (Bost, Osby 4), WSU 10 (Tabler 4). Blocked Shots: MSU 13 (Varnado 6), WSU 0. Steals: MSU 5 (Augustus, Stewart 2), WSU 7 (Cooperwood 2). Officials: Tom Eades, Jamie Luckie, Tracy Woodson. Attendance: 4,721.

**GAME 11 — DEC. 19, 2009**

Mississippi State	70
Houston	64

Hofheinz Pavilion • 1 p.m.  
Houston, TX

HOUSTON, Texas — Mississippi State scored the final six points of the game en route to a come-from-behind 70-64 win at Houston.

Barry Stewart hit a 4-foot jump shot with 34 seconds left to break a 64-all tie. The Cougars then were denied on their next possession with Jarvis Varnado grabbing the rebound. On the other end, Varnado hit a pair of free throws before slamming the door shut on the Cougars with his fifth blocked shot. Ravern Johnson came away with possession and hit two free throws to secure the win.

Houston entered the contest averaging better than 86 points per game - good for fifth in the nation. However, the Cougars found the going tough against the MSU defense. Houston only shot 31 percent.

In the opening half, Houston started strong, taking a 21-13 advantage midway through. But MSU turned up the defensive pressure to make it 34-all at the half. MSU sprinted to its largest lead by scoring the first nine points of the second half. UH did not score for the first 4:44 of the final half. After a 3-point basket by Kodi Augustus gave MSU a 43-34 lead, Houston responded with an 8-0 run of its own.

State still maintained the lead until a putback by Kelvin Lewis put Houston on top 53-52 with 6:49 left in the contest.

**Mississippi State (9-2)**

Player	FG	3FG	FT	RB	PF	PT	A	Min
Augustus	3-8	1-2	0-0	16	2	7	0	20
Varnado	3-11	0-0	7-17	17	3	13	0	34
Johnson	5-14	3-10	2-2	4	1	15	1	38
Bost	4-9	2-4	5-5	6	0	15	6	38
Stewart	6-12	1-4	1-2	5	3	14	0	37
Osby	0-0	0-0	0-0	1	1	0	0	2
Benock	0-0	0-0	0-0	2	3	0	1	6
Turner	1-3	1-2	2-2	4	1	5	0	21
Lewis	0-0	0-0	1-2	1	0	1	0	4
<b>TOTALS</b>	<b>22-57</b>	<b>8-22</b>	<b>18-30</b>	<b>59</b>	<b>14</b>	<b>70</b>	<b>8</b>	<b>200</b>

**Houston (5-3)**

Player	FG	3FG	FT	RB	PF	PT	A	Min
Van Slyke	1-5	1-2	0-0	3	4	3	1	9
Lewis	7-17	4-10	0-0	4	3	18	0	39
Wade	0-4	0-1	0-0	3	1	0	6	33
A. Coleman	10-31	3-8	5-11	12	1	28	2	40
Brown	1-11	1-7	0-0	1	0	3	1	31
S. Coleman	0-1	0-1	0-0	0	4	0	0	3
Nixon	2-4	1-2	0-1	0	3	5	0	15
McNeil	2-3	0-0	0-0	4	1	4	0	8
Haywood	0-0	0-0	0-0	0	1	0	0	1
Broughton	1-1	0-0	1-2	6	5	3	1	18
Washington	0-0	0-0	0-0	0	0	0	0	3
<b>TOTALS</b>	<b>24-77</b>	<b>10-31</b>	<b>6-14</b>	<b>39</b>	<b>23</b>	<b>64</b>	<b>11</b>	<b>200</b>

Halftime: MSU 34, UH 34. FG%: MSU 38.6%, UH 31.2%. 3FG%: MSU 36.4%, UH 32.3%. FT%: MSU 60.0%, UH 42.9%. Turnovers: MSU 19 (Bost 7), UH 6 (Lewis 2). Blocked Shots: MSU 6 (Varnado 5), UH 0. Steals: MSU 5 (Bost 2), UH 7 (three with 3). Officials: Gary Maxwell, Patrick Adams, Lee Cassell. Attendance: 3,422.

**GAME 12 — DEC. 22, 2009**

Mississippi State	88
Centenary	51

Mississippi Coliseum • 7 p.m.  
Jackson, MS

JACKSON, Miss. — Mississippi State dominated once again in the state capital behind Ravern Johnson's 20 points en route to 88-51 victory against the Centenary Gents at Mississippi Coliseum.

The Bulldogs also got excellent play from its bench, which contributed a season-high 31 points.

Junior Riley Benock led the bench with 9 points on 3-of-3 shooting from beyond the arc, while Johnson matched his season high with 5 three-pointers. Senior Barry Stewart and sophomore Dee Bost accumulated 14 points, 5 assists and 10 points, 6 assists respectively.

Mississippi State struggled in the game's first five minutes, as the Gents managed to lead 7-6 on a Tubner jumper at the 15:36 mark. A Benock trey sparked the Bulldogs to an 11-2 run midway through the half, and Johnson completed a four-point play to close out a 46-27 MSU advantage entering halftime.

The Bulldogs never looked back and continued to stretch the lead throughout the second frame. Freshman John Riek recorded the first points of his career at the 11:09 mark and finished with 6 points.

**Centenary (4-7)**

Player	FG	3FG	FT	RB	PF	PT	A	Min
Marseille	1-5	0-1	1-4	4	0	3	2	24
Bonham	2-2	1-1	1-2	0	2	6	1	18
Tubner	4-10	1-2	0-0	1	0	9	1	28
Perez	4-10	1-3	0-0	3	0	9	2	28
Starring	1-8	1-2	0-0	5	2	3	1	27
Davis	1-1	1-1	2-2	2	0	5	0	4
Marciel	0-2	0-1	2-2	3	3	2	0	18
Sims	2-10	0-3	0-0	3	4	4	0	16
Swartz	3-6	1-2	1-2	4	0	8	1	18
Trotman	1-1	0-0	0-0	1	1	2	0	5
Nakwaasah	0-4	0-3	0-0	3	2	0	2	14
<b>TOTALS</b>	<b>19-59</b>	<b>6-19</b>	<b>7-12</b>	<b>29</b>	<b>14</b>	<b>51</b>	<b>10</b>	<b>200</b>

**Mississippi State (10-2)**

Player	FG	3FG	FT	RB	PF	PT	A	Min
Augustus	2-6	0-1	1-2	5	3	5	3	23
Varnado	2-5	0-0	4-4	9	1	8	1	24
Johnson	6-11	5-8	3-3	3	0	20	0	23
Bost	4-7	2-4	0-0	6	1	10	6	27
Stewart	5-10	2-6	2-5	4	3	14	5	33
Osby	3-5	2-3	0-0	2	2	8	0	17
Parker	0-1	0-1	0-0	0	0	0	0	3
Benock	3-3	3-3	0-0	1	0	9	2	15
Luczak	0-0	0-0	0-0	0	0	0	0	3
Price	0-2	0-0	0-0	0	0	0	0	2
Turner	2-6	0-1	2-2	4	1	6	3	14
Lewis	1-1	0-0	0-0	1	0	2	0	8
Riek	2-3	0-0	2-2	7	1	6	0	8
<b>TOTALS</b>	<b>30-60</b>	<b>14-27</b>	<b>14-18</b>	<b>44</b>	<b>12</b>	<b>88</b>	<b>20</b>	<b>200</b>

Halftime: MSU 47, Cent 27. FG%: MSU 50.0%, Cent 32.2%. 3FG%: MSU 51.9%, Cent 31.6%. FT%: MSU 77.8%, Cent 58.3%. Turnovers: MSU 10 (Riek 3), Cent 11 (Starring, Sims 2). Blocked Shots: MSU 9 (Varnado 4), Cent 4 (Four with four). Steals: MSU 5 (Bost and Turner 2), Cent 7 (Marseille, Nakwaasah). Officials: Tony Greene, Pat Adams, John Hampton. Attendance: 5,502.

**GAME 13 — DEC. 28, 2009**

Mississippi State	73
Mississippi Valley State	45

Humphrey Coliseum • 7 p.m.  
Starkville, MS

STARKVILLE, Miss. — Mississippi State showed no post-Christmas Day rust, rolling past Mississippi Valley State 73-45.

The Bulldogs closed out the home portion of their non-conference slate by winning an eighth straight game.

After a sluggish start, the Bulldogs broke away from an 8-8 tie with a 15-4 run. Back-to-back 3-point baskets from Barry Stewart and Phil Turner punctuated that run. Ravern Johnson also hit a trey during the spree, while defensively MSU received a steal from Riley Benock and a pair of blocks from Jarvis Varnado.

The outside shooting of MVSU's Shannon Behling kept the Delta Devils in the contest early. The Bulldogs ended the half with a 9-0 run to take a 41-22 advantage at the intermission.

The hosts stretched that run to 19-0 by scoring the first 10 points of the game's final half. After going the 3:48 of the half without a point, the Delta Devils could get no closer than a 25 point deficit the remainder of the way.

Johnson paced the MSU offensive attack with 22 points, including a 5-of-10 night from 3-point range.

MVSU was led by Behling's 16 points.

**Mississippi Valley State (11-12)**

Player	FG	3FG	FT	RB	PF	PT	A	Min
Donald	1-2	0-0	0-0	4	1	2	0	11
Studivant	2-7	0-0	0-2	2	1	4	0	12
Cheeks	0-6	0-3	0-0	9	2	0	3	30
Behling	7-20	2-6	0-0	14	3	16	1	37
Burwell	2-5	2-3	0-0	1	4	6	1	38
Mack	0-1	0-1	0-0	0	0	0	0	2
Lamb	1-3	0-2	0-0	1	0	2	1	15
Cox	1-1	0-0	1-1	2	0	3	0	13
M. Holmes	0-3	0-1	0-0	4	2	0	0	13
J. Holmes	5-14	0-3	2-5	3	3	12	0	29
<b>TOTALS</b>	<b>19-62</b>	<b>4-19</b>	<b>3-8</b>	<b>45</b>	<b>16</b>	<b>45</b>	<b>6</b>	<b>200</b>

**Mississippi State (11-2)**

Player	FG	3FG	FT	RB	PF	PT	A	Min
Augustus	2-10	2-6	1-3	4	1	7	3	29
Varnado	3-4	0-0	4-4	7	4	10	2	20
Johnson	8-15	5-10	1-3	4	0	22	0	29
Bost	2-12	1-7	0-0	5	0	5	7	36
Stewart	4-9	2-5	1-2	5	1	11	2	25
Parker	0-0	0-0	0-0	0	0	0	0	1
Benock	0-1	0-1	0-0	0	0	0	0	18
Luczak	0-0	0-0	0-0	0	0	0	0	1
Price	0-2	0-0	0-0	0	0	0	0	1
Turner	3-5	2-4	4-4	8	1	12	2	19
Lewis	1-2	0-0	0-0	1	1	2	0	10
Riek	1-3	0-0	2-4	5	2	4	0	11
<b>TOTALS</b>	<b>24-61</b>	<b>12-33</b>	<b>13-20</b>	<b>44</b>	<b>10</b>	<b>73</b>	<b>16</b>	<b>200</b>

Halftime: MSU 41, MVSU 22. FG%: MSU 39.3%, MVSU 30.6%. 3FG%: MSU 36.4%, MVSU 21.1%. FT%: MSU 65.0%, MVSU 37.5%. Turnovers: MSU 4 (Four with 4), MVSU 13 (Behling, Burwell 3). Blocked Shots: MSU 12 (Varnado 7), MVSU 1 (Studivant). Steals: MSU 10 (Bost 3), MVSU 1 (Behling). Officials: Joe Lindsey, Bert Smith, Brent Baranky. Attendance: 5,421.

**GAME 14 — DEC. 19, 2009**

Mississippi State	70
Houston	64

Jenny Craig Pavilion • 1 p.m.  
San Diego, CA

SAN DIEGO, Calif. — Jarvis Varnado scored 23 points and pulled down a career-high 17 rebounds Mississippi State defeated San Diego 77-68.

Varnado gathered 17 rebounds for the third time in his career - matching his output earlier this year in a road win at Houston and last year in a home win over LSU. For the Bulldog senior, it was his seventh double double of the season and 22nd of his standout career. The 23 point night - highlighted by a 7-of-7 night at the free throw line - marked a new season-high.

M-State closes out 2009 with its ninth straight victory.

MSU fell behind early as the Bulldogs missed six of their first seven shots from the field. Despite the early struggles the deficit was never more than five points. Trailing 20-16, the Bulldogs finally found a rhythm, ripping off a 10-0 run.

A Wendell Lewis dunk capped that run, placing the Bulldogs ahead 26-20. MSU would not trail for the remainder of the contest. Thanks to the final of three first-half 3-point baskets from Kodi Augustus and eight first-half rebounds from Jarvis Varnado, the Bulldogs were able to stretch the lead.

Brandon Johnson led USD with 31 points.

**Mississippi State (12-2)**

Player	FG	3FG	FT	RB	PF	PT	A	Min
Augustus	6-8	3-3	2-5	2	2	17	1	24
Varnado	8-9	0-0	7-7	17	3	23	1	27
Johnson	3-5	2-3	2-4	3	1	10	0	37
Bost	3-10	0-2	4-6	3	0	10	3	36
Stewart	1-6	0-2	0-0	0	3	2	4	31
Osby	0-0	0-0	2-2	2	1	2	0	3
Benock	0-1	0-1	0-0	1	3	0	1	15
Turner	3-7	1-3	2-2	2	1	9	0	17
Lewis	2-2	0-0	0-0	2	0	4	0	10
<b>TOTALS</b>	<b>26-48</b>	<b>6-14</b>	<b>19-26</b>	<b>35</b>	<b>20</b>	<b>77</b>	<b>10</b>	<b>200</b>

**San Diego (6-9)**

Player	FG	3FG	FT	RB	PF	PT	A	Min
Lewis	3-3	2-2	0-0	9	3	8	2	24
Mafra	6-13	0-0	2-4	5	5	14	1	22
Johnson	8-16	3-7	12-15	3	1	31	2	36
Dorr	1-2	0-1	2-2	1	4	4	2	33
Jackson	2-12	1-7	0-0	0	1	5	1	30
Ginty	0-1	0-0	1-2	2	1	1	1	20
McCollum	0-3	0-0	0-0	0	0	0	0	4
Crescencio	0-1	0-0	1-2	2	1	1	0	9
Rancifer	1-1	0-0	0-0	0	1	2	0	9
Houston	1-5	0-0	0-0	4	4	2	0	13
<b>TOTALS</b>	<b>22-57</b>	<b>6-17</b>	<b>18-25</b>	<b>29</b>	<b>21</b>	<b>68</b>	<b>9</b>	<b>200</b>

Halftime: MSU 38, USD 30. FG%: MSU 54.2%, USD 38.6%. 3FG%: MSU 42.9%, USD 35.3%. FT%: MSU 73.1%, USD 72.0%. Turnovers: MSU 17 (Augustus, Bost, Stewart 4), USD 12 (Johnson 3). Blocked Shots: MSU 4 (Varnado 2), USD 2 (Jackson, Rancifer 1). Steals: MSU 5 (Bost 2), USD 6 (Johnson 4). Officials: Tom Wood, Michael Greenstein, Steven Espinoza. Attendance: 3,422.

**GAME 15 — JAN. 4, 2010**

Western Kentucky	55
Mississippi State	52

E.A. Diddle Arena • 8 p.m.  
Bowling Green, KY

BOWLING GREEN, Ky. — A furious rally came up short as the Mississippi State Bulldogs dropped a 55-52 decision to Western Kentucky at Diddle Arena.

Down by 12, MSU reeled off a 13-2 run and actually had a chance to lead when Jarvis Varnado missed a 10-foot jump shot in the lane with 3 seconds left. Anthony Sally then closed matters with a pair of free throws.

After a sluggish first half by both teams, the Bulldogs actually carried a 26-23 lead into the locker room at halftime. Varnado stretched that lead to MSU's largest by scoring a basket early in the second half.

From there, WKU energized a season-best crowd of 5,925 by putting together a 21-6 run. That stretch covered more than 10 minutes of playing time and saw the Bulldogs connect from the field only on a dunk by Varnado and a jumper by Barry Stewart.

The Hilltoppers ran their lead to 12 points at 51-39 with 5:32 remaining before MSU made its final push. A steal by Stewart and old fashioned 3-point play by Dee Bost brought the Bulldogs within seven, at 51-44.

Varnado recorded his 23rd career double double with 17 points and 12 rebounds. Bost was also in double figures with 13 points.

**Mississippi State (12-3)**

Player	FG	3FG	FT	RB	PF	PT	A	Min
Johnson	3-10	2-6	0-2	6	3	8	0	34
Augustus	1-5	1-4	0-0	3	2	3	0	21
Varnado	7-10	0-0	3-6	12	4	17	1	37
Bost	2-7	0-3	9-11	6	3	13	5	35
Stewart	4-13	1-6	0-2	3	2	9	1	38
Osby	0-0	0-0	0-0	1	2	0	0	6
Benock	0-0	0-0	0-0	1	1	0	0	7
Turner	0-2	0-0	2-6	6	1	2	0	19
Lewis	0-0	0-0	0-0	1	0	0	0	3
<b>TOTALS</b>	<b>17-47</b>	<b>4-19</b>	<b>14-27</b>	<b>41</b>	<b>18</b>	<b>52</b>	<b>7</b>	<b>200</b>

**Western Kentucky (8-4)**

Player	FG	3FG	FT	RB	PF	PT	A	Min
Dickerson	0-1	0-0	0-0	1	0	0	2	14
Pettigrew	6-11	2-4	3-7	8	2	17	1	38
Evans	1-4	0-2	0-0	5	5	2	1	18
Slaughter	2-16	2-8	0-0	5	5	2	1	18
Crook	4-9	0-0	0-0	2	1	8	2	22
Dixon	4-8	0-1	0-0	3	3	8	1	10
Swing	0-1	0-1	0-0	0	0	0	0	8
Tippling	1-1	1-1	0-0	2	1	3	0	9
Milosevic	0-0	0-0	0-0	4	4	0	0	13
Sally	1-4	0-2	9-9	2	3	11	2	29
<b>TOTALS</b>	<b>19-55</b>	<b>5-19</b>	<b>12-16</b>	<b>34</b>	<b>21</b>	<b>55</b>	<b>10</b>	<b>200</b>

Halftime: MSU 26, WKU 23. FG%: MSU 36.2%, WKU 34.5%. 3FG%: MSU 21.1%, WKU 26.3%. FT%: MSU 51.9%, WKU 75.0%. Turnovers: MSU 18 (Stewart 5), WKU 13 (Milosevic 5). Blocked Shots: MSU 5 (Varnado 3), WKU 2 (Evans, Slaughter 1). Steals: MSU 4 (Varnado 2), WKU 9 (Crook 3). Officials: Doug Simmons, Patrick Evans, Terry Moore. Attendance: 5,925.

**GAME 16 — JAN. 9, 2010**

Mississippi State	80
Ole Miss	75

Tad Smith Coliseum • 12:30 p.m.  
Oxford, MS

Oxford, Miss. — Mississippi State rallied from a nine-point second-half deficit to upset 14th-ranked Ole Miss 80-75 at Tad Smith Coliseum in the SEC opener for both teams.

For MSU, Coach Rick Stansbury improved to 10-2 in conference openers and also evened his personal mark at 6-6 inside this arena.

Dee Bost led the Bulldogs with 25 points, including 17 in the game's final half. Defensively, Jarvis Varnado continued his tear with 12 rebounds and six blocked shots. Kodi Augustus also added a double double with 13 points and 12 rebounds.

MSU on fire, hitting five of their first six shots from 3-point range. The Bulldogs sprinted to a 20-8 advantage, but Ole Miss scrapped back rather quickly, reeling off a 13-3 run. The Rebs went into the break up 35-28 and eventually swelled their lead to nine in the second frame.

However, MSU clawed back thanks to increased defensive intensity, strong free throw shooting and foul trouble for the Rebels. MSU had a stretch of eight straight made free throws before a Jarvis Varnado tip-in tied the teams at 59-59 with 9:12 remaining.

The lead changed hands five times before the Bulldogs seized control for good thanks to a 9-0 run.

**Mississippi State (13-3, 1-0)**

Player	FG	3FG	FT	RB	PF	PT	A	Min
Johnson	5-9	3-5	2-4	1	1	15	1	30
Augustus	4-10	1-4	4-4	12	2	13	0	29
Varnado	2-7	0-0	5-8	12	3	9	1	36
Bost	7-13	2-5	9-12	2	2	25	6	37
Stewart	4-14	3-6	0-3	5	1	11	2	34
Osby	2-4	1-2	0-0	3	1	5	0	10
Benock	0-0	0-0	0-0	0	0	0	2	9
Turner	0-0	0-0	2-2	3	0	2	0	11
Riek	0-0	0-0	0-0	1	3	0	0	4
<b>TOTALS</b>	<b>24-57</b>	<b>10-22</b>	<b>22-33</b>	<b>46</b>	<b>13</b>	<b>80</b>	<b>12</b>	<b>200</b>

**Ole Miss (12-3)**

Player	FG	3FG	FT	RB	PF	PT	A	Min
Holloway	0-2	0-0	0-0	1	2	0	0	15
Cranston	3-3	0-0	0-0	2	5	6	0	8
Warren	5-17	3-8	2-2	1	0	15	4	35
Polynice	3-15	0-1	1-2	4	2	7	7	29
White	4-10	1-5	0-0	5	2	9	2	30
Henry	4-6	2-3	2-4	6	2	12	0	19
Buckner	4-5	0-0	0-0	5	1	8	0	19
Gaskins	1-4	0-2	2-2	2	4	4	1	13
Graham	5-10	3-4	1-3	7	3	14	1	32
<b>TOTALS</b>	<b>29-72</b>	<b>9-23</b>	<b>8-13</b>	<b>39</b>	<b>21</b>	<b>75</b>	<b>15</b>	<b>200</b>

Halftime: MSU 37, UM 42. FG%: MSU 42.1%, UM 40.3%. 3FG%: MSU 45.5%, UM 39.1%. FT%: MSU 66.7%, UM 61.5%. Turnovers: MSU 15 (Bost 5), UM 9 (Warren, Polynice 2). Blocked Shots: MSU 8 (Varnado 6), UM 5 (Polynice, Henry 2). Steals: MSU 6 (Johnson 2), UM 7 (Graham 4). Officials: Mike Stuart, Rick Crawford, Antinio Petty. Attendance: 9,360.



**GAME 17 — JAN. 14, 2010**

**Mississippi State** 82  
**Arkansas** 80

*Humphrey Coliseum • 6 p.m.  
 Starkville, MS*

STARKVILLE, Miss. — Mississippi State's Jarvis Varnado became the first State player ever to record two career triple-doubles as he pushed the Bulldogs to an 82-80 victory against the Arkansas Razorbacks (7-9, 0-1) in front of an announced crowd of 8,339.

Varnado scored 17 points, grabbed 12 rebounds and tied his own MSU all-time high of 10 blocks.

Dee Bost led the Bulldogs with 18 points to go along with his 7 rebounds and 6 assists. Senior Barry Stewart scored 12 while junior Ravern Johnson and sophomore Romero Osby each put up 11.

Leading all scorers was Arkansas' Marshawn Powell with 25 points.

The opening 20 minutes saw Mississippi State dominate. After the score started at 6-5, the Bulldogs hit 11 of their first 12 shots and orchestrated a 16-4 run midway through the half. MSU led by as many as 19 en route to a 51-39 halftime advantage. State drained 61.3 percent of its shots in the first stanza.

The Razorbacks responded with a half-time adjustment on the defensive end and closed the gap to just 80-76 with 25.6 seconds remaining while UA held possession. But Turner intercepted an in-bounds pass to record his only steal of the game and effectively ice the victory for MSU.

**Arkansas (7-9, 0-1)**

Player	FG	3FG	FT	RB	PF	PT	A	Min
Powell	10-16	0-0	5-7	8	3	25	3	33
Washington	6-16	1-3	3-4	7	3	16	2	33
Farmer	0-0	0-0	0-0	1	2	0	1	10
Fortson	9-26	2-3	0-0	6	3	20	5	36
Clarke	2-9	2-7	0-0	3	1	9	0	32
Bryant	1-1	0-0	0-1	0	1	2	1	4
Britt	2-2	2-2	0-0	2	5	6	1	22
Welsh	1-5	1-3	2-2	4	2	5	3	21
Johnson	0-0	0-0	0-0	2	2	0	0	7
Nobles	0-1	0-0	0-0	0	0	0	0	2
<b>TOTALS</b>	<b>31-76</b>	<b>8-18</b>	<b>10-14</b>	<b>37</b>	<b>22</b>	<b>80</b>	<b>16</b>	<b>200</b>

**Mississippi State (14-3, 2-0)**

Player	FG	3FG	FT	RB	PF	PT	A	Min
Augustus	2-6	1-3	2-2	9	4	7	1	22
Varnado	7-13	0-0	3-4	12	1	17	1	35
Johnson	4-6	3-5	0-0	2	2	11	0	23
Bost	6-15	2-5	6-11	7	0	20	6	35
Stewart	4-10	1-3	3-4	3	2	12	2	34
Osby	3-4	0-0	3-5	2	3	9	2	17
Benock	0-0	0-0	0-0	0	0	0	1	11
Turner	1-1	1-1	3-4	4	0	6	1	19
Lewis	0-2	0-0	0-0	2	0	0	0	3
Riek	0-0	0-0	0-0	0	0	0	0	1
<b>TOTALS</b>	<b>27-57</b>	<b>8-17</b>	<b>20-30</b>	<b>42</b>	<b>12</b>	<b>82</b>	<b>14</b>	<b>200</b>

*Halftime: MSU 39, ARK 51. FG%: MSU 61.3%, ARK 45.7%. 3FG%: MSU 55.6%, ARK 50.0%. FT%: MSU 72.7%, ARK 33.3%. Turnovers: MSU 14 (Bost 6), ARK 11 (Farmer, Fortson 3). Blocked Shots: MSU 13 (Varnado 10), ARK 5 (Johnson 2). Steals: MSU 6 (Benock 2), ARK 8 (Clarke 3). Officials: Tony Greene, Ted Valentine, Mike Nance. Attendance: 8,339.*

**GAME 18 — JAN. 16, 2010**

**Mississippi State**  
**Georgia**

*Humphrey Coliseum • 2 p.m.  
 Starkville, MS*

**GAME 19 — JAN. 23, 2010**

**Mississippi State**  
**Alabama**

*Coleman Coliseum • 11 a.m.  
 Tuscaloosa, AL*

## LAST YEAR VS. GEORGIA

## Official Basketball Box Score -- Game Totals -- Final Statistics

## Mississippi State vs Georgia

01-24-09 6:00 p.m. at Stegeman Coliseum - Athens, Ga.

## Mississippi State 67 • (14-6, 4-1 SEC)

#	Player	Total		3-Ptr		Rebounds			PF	TP	A TO		Blk	Stl	Min
		FG-FGA	FG-FGA	FT-FTA	FT-FTA	Off	Def	Tot							
02	Ravarn Johnson	* 8-15	5-8	0-0	0 0 0	0	0	0	0	21	0	3	0	0	33
03	Dee Bost	* 2-8	1-4	0-1	1 3 4	2	5	3	0	0	1	1	3	0	30
22	Barry Stewart	* 1-9	1-6	3-4	0 3 3	2	6	0	2	0	2	0	3	0	32
25	Phil Turner	* 3-7	2-5	5-6	2 2 4	2	13	1	1	0	2	2	28		
32	Jarvis Varnado	* 6-7	0-0	2-3	3 5 8	1	14	2	3	4	4	0	30		
04	Twany Beckham	1-2	0-0	2-3	0 2 2	0	4	0	1	0	1	0	10		
05	Romero Osby	0-1	0-1	0-2	0 1 1	1	0	0	1	0	0	0	6		
15	Riley Benock	0-0	0-0	0-0	0 0 0	0	0	0	2	0	0	0	9		
44	Brian Johnson	2-3	0-0	0-0	0 0 0	3	4	0	1	0	1	0	12		
45	Elgin Bailey	0-4	0-0	0-0	2 4 6	0	0	0	1	0	1	0	10		
Team					0 4 4										
Totals		23-56	9-24	12-19	8 24 32	11	67	8	13	4	13	200			
FG % 1st Half: 14-30 46.7%		2nd half: 9-26 34.6%		Game: 23-56 41.1%		Deadball		Rebounds		3					
3FG % 1st Half: 6-12 50.0%		2nd half: 3-12 25.0%		Game: 9-24 37.5%											
FT % 1st Half: 2-5 40.0%		2nd half: 10-14 71.4%		Game: 12-19 63.2%											

## Georgia 61 • (9-10, 0-4 SEC)

#	Player	Total		3-Ptr		Rebounds			PF	TP	A TO		Blk	Stl	Min
		FG-FGA	FG-FGA	FT-FTA	FT-FTA	Off	Def	Tot							
03	Dustin Ware	* 5-11	2-5	2-2	1 4 5	2	14	2	3	0	2	3	0	2	37
05	Zac Swansey	* 1-2	0-0	0-0	0 0 0	0	0	0	2	0	2	0	0	10	
23	Corey Butler	* 2-7	0-3	0-0	0 5 5	4	4	1	4	0	2	3	0	32	
30	Terrance Woodbury	* 4-9	0-2	0-0	2 4 6	1	8	1	3	0	0	25			
34	Albert Jackson	* 0-3	0-0	0-0	1 0 1	2	0	0	1	0	0	10			
04	Chris Barnes	0-0	0-0	0-0	0 3 3	2	0	0	2	1	0	11			
10	Ricky McPhee	5-8	5-7	0-0	1 4 5	2	15	1	0	0	0	24			
22	Travis Leslie	0-2	0-0	1-2	0 2 2	2	1	0	0	0	0	8			
33	Trey Thompson	1-8	1-6	4-4	2 4 6	0	7	0	2	0	2	22			
50	Jeremy Price	4-7	1-1	1-2	3 1 4	2	10	2	5	1	1	21			
Team					2 2 4										
Totals		22-57	9-24	8-10	12 29 41	17	61	7	22	2	7	200			
FG % 1st Half: 10-24 41.7%		2nd half: 12-33 36.4%		Game: 22-57 38.6%		Deadball		Rebounds		1					
3FG % 1st Half: 3-8 37.5%		2nd half: 6-16 37.5%		Game: 9-24 37.5%											
FT % 1st Half: 1-2 50.0%		2nd half: 7-8 87.5%		Game: 8-10 80.0%											

Officials: Gary Maxwell, Doug Simmons, Brent Barnaky.

Technical fouls: Mississippi State-None, Georgia-None.

Attendance: 8326

Score by periods	1st	2nd	Total
Mississippi State	36	31	67
Georgia	24	37	61

Last FG - MS 2nd-05:07, UGA 2nd-00:21.  
Largest lead - MS by 19 1st-09:05, UGA None.Score tied - 0 times.  
Lead changed - 0 times.

## Official Basketball Box Score -- Game Totals -- Final Statistics

## Georgia vs Mississippi State

03-12-09 2:15 p.m. at 2009 SEC Men's Basketball-Tampa, FL #2

## Georgia 60 • 12-20, 3-13 SEC

#	Player	Total		3-Ptr		Rebounds			PF	TP	A TO		Blk	Stl	Min
		FG-FGA	FG-FGA	FT-FTA	FT-FTA	Off	Def	Tot							
30	Terrance Woodbury	f 6-13	2-5	0-0	2 5 7	3	14	2	5	1	0	33			
33	Trey Thompson	f 5-12	2-3	0-0	3 4 7	2	12	0	1	1	3	22			
34	Albert Jackson	c 4-7	0-0	0-0	1 3 4	4	8	0	3	0	0	31			
03	Dustin Ware	g 1-7	1-4	0-0	0 0 0	1	3	7	2	0	1	30			
23	Corey Butler	g 2-5	1-2	1-4	0 2 2	1	6	3	0	0	0	31			
04	Chris Barnes	g 4-5	0-0	0-0	1 1 2	2	8	0	3	0	0	14			
05	Zac Swansey	2-2	1-1	0-0	0 0 0	0	5	1	0	0	1	8			
10	Ricky McPhee	1-5	0-3	0-0	0 1 1	0	2	1	0	0	0	14			
12	Matt Bucklin	0-0	0-0	0-0	0 0 0	0	0	0	1	0	0	1			
20	Troy Brewer	0-1	0-1	0-0	0 1 1	0	0	0	0	1	0	5			
41	Drazen Zivotic	0-3	0-0	0-0	2 0 2	1	0	0	1	0	0	3			
50	Jeremy Price	1-2	0-0	0-0	1 0 1	1	2	1	0	0	0	8			
Team					4 1 5										
Totals		26-62	7-19	1-4	14 18 32	15	60	16	15	3	5	200			
FG % 1st Half: 11-27 40.7%		2nd half: 15-35 42.9%		Game: 26-62 41.9%		Deadball		Rebounds		1					
3FG % 1st Half: 3-7 42.9%		2nd half: 4-12 33.3%		Game: 7-19 36.8%											
FT % 1st Half: 1-4 25.0%		2nd half: 0-0 0.0%		Game: 1-4 25.0%											

## Mississippi State 79 • 20-12, 9-7 SEC

#	Player	Total		3-Ptr		Rebounds			PF	TP	A TO Blk Stl			Min	
		FG-FGA	FG-FGA	FT-FTA	Off	Def	Tot								
32	Jarvis Varnado	f	7-9	0-0	0-1	4	8	12	2	14	0	2	3	1	24
02	Ravarn Johnson	g	4-11	3-10	1-2	0	1	1	2	12	1	1	0	1	24
03	Dee Bost	g	1-5	0-3	2-2	0	0	0	0	4	7	2	0	2	26
22	Barry Stewart	g	2-6	2-5	2-2	1	1	2	0	8	3	2	0	2	27
25	Phil Turner	g	3-4	1-1	1-2	1	3	4	0	8	0	1	0	0	24
04	Twany Beckham		1-1	0-0	1-2	0	1	1	1	3	2	0	0	0	13
05	Romero Osby		1-5	0-1	0-0	1	3	4	0	2	0	2	1	0	16
10	Christopher Gay		0-0	0-0	0-0	0	0	0	0	0	0	0	0	0	1
15	Riley Benock		1-1	0-0	0-0	0	0	0	0	2	0	0	0	0	11
20	Taylor Luczak		0-0	0-0	0-0	0	0	0	0	0	0	1	0	0	2
24	Kodi Augustus		6-9	3-4	4-4	1	2	3	3	19	1	1	1	0	17
33	Brandon Bolen		0-0	0-0	0-0	0	0	0	0	0	0	0	0	0	2
44	Brian Johnson		2-4	0-0	3-3	2	1	3	1	7	0	1	0	0	13
Team						0	3	3					1		
Totals			28-55	9-24	14-18	10	23	33	9	79	14	15	5	6	200
FG % 1st Half: 15-29 51.7%		2nd half: 13-26 50.0%		Game: 28-55 50.9%		Deadball		Rebounds							
3FG % 1st Half: 5-14 35.7%		2nd half: 4-10 40.0%		Game: 9-24 37.5%											
FT % 1st Half: 5-6 83.3%		2nd half: 9-12 75.0%		Game: 14-18 77.8%											

Officials: Tom Eades, Rick Crawford, Bert Smith.

Technical fouls: Georgia-None, Mississippi State-None.

Attendance: 11071

Session 1 attendance is 11,071.

Score by periods	1st	2nd	Total
Georgia	26	34	60
Mississippi State	40	39	79

Last FG - UGA 2nd-00:54, MS 2nd-02:39.  
Largest lead - UGA by 2 1st-16:58, MS by 21 2nd-07:16.Points In Off 2nd Fast  
UGA 28 10 8 4 17  
MS 32 17 12 0 33Score tied - 2 times.  
Lead changed - 6 times.

## GEORGIA QUICK FACTS

Location..... Athens, GA  
Founded ..... 1785  
Enrollment..... 33,900  
Conference..... SEC  
Nickname..... Bulldogs  
Colors ..... Red & Black  
Arena ..... Stegeman Coliseum (10,523)  
President ..... Dr. Michael F. Adams  
Athletic Director..... Damon Evans  
Website..... www.georgiadogs.com

## SERIES INFO

## (MSU leads, 51-49)

At Starkville..... MSU leads, 30-14  
Last 10 in Starkville ..... MSU leads, 8-2  
In Athens ..... UGA leads, 26-18  
Last 10 in Athens..... UGA leads, 6-4  
Last MSU win in Athens..... 67-61 (2009)  
Neutral Sites: ..... UGA leads, 9-3  
Biggest MSU win ..... 98-69 (1976-77)  
Biggest UGA win ..... 87-56 (1992-93)  
Most MSU points ..... 99 (1960-61)  
Most UGA points ..... 95 (1968-69)

**2009-2010 Mississippi State Basketball**  
**Mississippi State Combined Team Statistics (as of Jan 14, 2010)**  
**All games**

<b>RECORD:</b>	<b>OVERALL</b>	<b>HOME</b>	<b>AWAY</b>	<b>NEUTRAL</b>
ALL GAMES	14-3	7-1	3-1	4-1
CONFERENCE	2-0	1-0	1-0	0-0
NON-CONFERENCE	12-3	6-1	2-1	4-1

#	Player	gp-gs	min	avg	Total		3-Point		F-Throw		Rebounds								a	to	blk	stl	pts	avg
					fg-fga	fg%	3fg-fga	3fg%	ft-fa	ft%	off	def	tot	avg	pf	dq								
02	Ravern Johnson	17-17	491	28.9	90-170	.529	53-107	.495	11-19	.579	11	50	61	3.6	18	0	11	21	11	8	244	14.4		
32	Jarvis Varnado	17-17	490	28.8	84-136	.618	0-0	.000	72-109	.661	49	138	187	11.0	36	0	15	30	90	13	240	14.1		
03	Dee Bost	17-17	569	33.5	59-156	.378	32-83	.386	55-75	.733	7	75	82	4.8	28	1	93	54	4	22	205	12.1		
22	Barry Stewart	17-17	565	33.2	68-175	.389	32-89	.360	22-38	.579	11	41	52	3.1	29	0	44	23	4	9	190	11.2		
24	Kodi Augustus	15-14	343	22.9	42-98	.429	19-41	.463	37-47	.787	29	62	91	6.1	33	0	12	34	12	6	140	9.3		
25	Phil Turner	17-3	343	20.2	30-84	.357	11-38	.289	25-31	.806	22	60	82	4.8	23	0	23	16	5	22	96	5.6		
05	Romero Osby	16-0	191	11.9	29-52	.558	8-16	.500	17-25	.680	13	31	44	2.8	17	0	9	20	5	2	83	5.2		
30	Wendell Lewis	16-0	121	7.6	15-27	.556	0-0	.000	4-8	.500	13	20	33	2.1	12	0	0	8	5	0	34	2.1		
15	Riley Benock	17-0	206	12.1	12-28	.429	10-25	.400	0-1	.000	0	14	14	0.8	10	0	16	13	2	11	34	2.0		
50	John Riek	5-0	25	5.0	3-6	.500	0-0	.000	4-6	.667	8	5	13	2.6	6	0	0	3	4	0	10	2.0		
20	Taylor Luczak	9-0	15	1.7	1-1	1.000	1-1	1.000	0-0	.000	0	2	2	0.2	3	0	0	4	0	0	3	0.3		
45	Elgin Bailey	4-0	17	4.3	0-4	.000	0-0	.000	1-5	.200	0	0	0	0.0	2	0	0	1	1	0	1	0.3		
21	Baxter Price	9-0	11	1.2	1-3	.333	0-0	.000	0-0	.000	1	1	2	0.2	0	0	0	0	0	1	2	0.2		
12	Charles Parker	9-0	13	1.4	1-5	.200	0-2	.000	0-1	.000	0	1	1	0.1	2	0	0	2	0	0	2	0.2		
Team											19	34	53				4							
Total.....		17	3400		435-945	.460	166-402	.413	248-365	.679	183	534	717	42.2	219	1	223	233	143	94	1284	75.5		
Opponents.....		17	3400		386-1064	.363	115-337	.341	146-224	.652	191	387	578	34.0	316	-	188	185	41	109	1033	60.8		

<b>TEAM STATISTICS</b>	<b>MS</b>	<b>OPP</b>	<b>Date</b>	<b>Opponent</b>	<b>Score</b>	<b>Att.</b>
SCORING	1284	1033	11-13-09	RIDER	L 74-88	7241
Points per game	75.5	60.8	11-19-09	SE LOUISIANA	w 82-67	4544
Scoring margin	+14.8	-	11-21-09	BETHUNE-COOKMAN	w 67-51	3721
FIELD GOALS-ATT	435-945	386-1064	11-24-09	TEXAS-PAN AMERICAN	w 75-50	3214
Field goal pct	.460	.363	11-27-09	vs Richmond	L 62-63	585
3 POINT FG-ATT	166-402	115-337	11-28-09	vs Old Dominion	w 69-55	543
3-point FG pct	.413	.341	12-05-09	ST. BONAVENTURE	w 105-53	3344
3-pt FG made per game	9.8	6.8	12-10-09	vs DePaul	w 76-45	9353
FREE THROWS-ATT	248-365	146-224	12-12-09	vs UCLA	w 72-54	13043
Free throw pct	.679	.652	12-16-09	WRIGHT STATE	w 80-69	4721
F-Throws made per game	14.6	8.6	12-19-09	at Houston	w 70-64	3422
REBOUNDS	717	578	12-22-09	vs Centenary	w 88-51	5502
Rebounds per game	42.2	34.0	12-28-09	MISS. VALLEY STATE	w 73-45	5421
Rebounding margin	+8.2	-	12/31/09	at San Diego	w 77-68	1630
ASSISTS	223	188	01/04/10	at WKU	L 52-55	5925
Assists per game	13.1	11.1	* 01/09/10	at Ole Miss	w 80-75	9360
TURNOVERS	233	185	* 01-14-10	ARKANSAS	w 82-80	8339
Turnovers per game	13.7	10.9	* = Conference game			
Turnover margin	-2.8	-				
Assist/turnover ratio	1.0	1.0				
STEALS	94	109				
Steals per game	5.5	6.4				
BLOCKS	143	41				
Blocks per game	8.4	2.4				
ATTENDANCE	40545	49363				
Home games-Avg/Game	8-5068	4-5084				
Neutral site-Avg/Game	-	5-5805				

<b>Score by Periods</b>	<b>1st</b>	<b>2nd</b>	<b>Totals</b>
Mississippi State	671	613	1284
Opponents	497	536	1033



**2009-2010 Mississippi State Basketball**  
**Mississippi State Combined Team Statistics (as of Jan 14, 2010)**  
**Conference games**

<b>RECORD:</b>	<b>OVERALL</b>	<b>HOME</b>	<b>AWAY</b>	<b>NEUTRAL</b>
ALL GAMES	2-0	1-0	1-0	0-0
CONFERENCE	2-0	1-0	1-0	0-0
NON-CONFERENCE	0-0	0-0	0-0	0-0

#	Player	gp-gs	min	avg	Total		3-Point		F-Throw		Rebounds								pts	avg		
					fg-fga	fg%	3fg-fga	3fg%	ft-fa	ft%	off	def	tot	avg	pf	dq	a	to			blk	stl
03	Dee Bost	2-2	72	36.0	13-28	.464	4-10	.400	15-23	.652	1	8	9	4.5	2	0	12	10	1	2	45	22.5
32	Jarvis Varnado	2-2	71	35.5	9-20	.450	0-0	.000	8-12	.667	7	17	24	12.0	4	0	2	5	16	2	26	13.0
02	Ravern Johnson	2-2	53	26.5	9-15	.600	6-10	.600	2-4	.500	1	2	3	1.5	3	0	1	0	1	2	26	13.0
22	Barry Stewart	2-2	68	34.0	8-24	.333	4-9	.444	3-7	.429	0	8	8	4.0	3	0	4	2	0	1	23	11.5
24	Kodi Augustus	2-2	51	25.5	6-16	.375	2-7	.286	6-6	1.000	5	16	21	10.5	6	0	1	6	2	1	20	10.0
05	Romero Osby	2-0	27	13.5	5-8	.625	1-2	.500	3-5	.600	3	2	5	2.5	4	0	2	1	0	0	14	7.0
25	Phil Turner	2-0	30	15.0	1-1	1.000	1-1	1.000	5-6	.833	2	5	7	3.5	0	0	1	1	0	1	8	4.0
30	Wendell Lewis	1-0	3	3.0	0-2	.000	0-0	.000	0-0	.000	2	0	2	2.0	0	0	0	0	0	0	0	0.0
50	John Riek	2-0	5	2.5	0-0	.000	0-0	.000	0-0	.000	0	1	1	0.5	3	0	0	0	1	0	0	0.0
15	Riley Benock	2-0	20	10.0	0-0	.000	0-0	.000	0-0	.000	0	0	0	0.0	0	0	3	3	0	3	0	0.0
	Team										3	5	8				1					
	Total.....	2	400		51-114	.447	18-39	.462	42-63	.667	24	64	88	44.0	25	0	26	29	21	12	162	81.0
	Opponents.....	2	400		60-148	.405	17-41	.415	18-27	.667	29	47	76	38.0	43	-	31	20	10	15	155	77.5

<b>TEAM STATISTICS</b>	<b>MS</b>	<b>OPP</b>	<b>Date</b>	<b>Opponent</b>	<b>Score</b>	<b>Att.</b>
SCORING	162	155	*	01/09/10	at Ole Miss	w 80-75 9360
Points per game	81.0	77.5	*	01-14-10	ARKANSAS	w 82-80 8339
Scoring margin	+3.5	-				
FIELD GOALS-ATT	51-114	60-148	* = Conference game			
Field goal pct	.447	.405				
3 POINT FG-ATT	18-39	17-41				
3-point FG pct	.462	.415				
3-pt FG made per game	9.0	8.5				
FREE THROWS-ATT	42-63	18-27				
Free throw pct	.667	.667				
F-Throws made per game	21.0	9.0				
REBOUNDS	88	76				
Rebounds per game	44.0	38.0				
Rebounding margin	+6.0	-				
ASSISTS	26	31				
Assists per game	13.0	15.5				
TURNOVERS	29	20				
Turnovers per game	14.5	10.0				
Turnover margin	-4.5	-				
Assist/turnover ratio	0.9	1.6				
STEALS	12	15				
Steals per game	6.0	7.5				
BLOCKS	21	10				
Blocks per game	10.5	5.0				
ATTENDANCE	8339	9360				
Home games-Avg/Game	1-8339	1-9360				
Neutral site-Avg/Game	-	0-0				

<b>Score by Periods</b>	<b>1st</b>	<b>2nd</b>	<b>Totals</b>
Mississippi State	88	74	162
Opponents	81	74	155

**2009-2010 Mississippi State Basketball**  
**Mississippi State Category Leaders (as of Jan 14, 2010)**  
**All games**

<b>Points</b>	<b>G</b>	<b>Pts</b>	<b>Pts/G</b>
Ravern Johnson	17	244	14.4
Jarvis Varnado	17	240	14.1
Dee Bost	17	205	12.1
Barry Stewart	17	190	11.2
Kodi Augustus	15	140	9.3
Phil Turner	17	96	5.6
Romero Osby	16	83	5.2
Riley Benock	17	34	2.0
Wendell Lewis	16	34	2.1
John Riek	5	10	2.0
Taylor Luczak	9	3	0.3
Charles Parker	9	2	0.2
Baxter Price	9	2	0.2

<b>FG Percentage</b>	<b>FG</b>	<b>Att</b>	<b>Pct</b>
Taylor Luczak	1	1	1.000
Jarvis Varnado	84	136	.618
Romero Osby	29	52	.558
Wendell Lewis	15	27	.556
Ravern Johnson	90	170	.529
John Riek	3	6	.500
Kodi Augustus	42	98	.429
Riley Benock	12	28	.429
Barry Stewart	68	175	.389
Dee Bost	59	156	.378
Phil Turner	30	84	.357
Baxter Price	1	3	.333

<b>3-Point Percentage</b>	<b>3FG</b>	<b>Att</b>	<b>Pct</b>
Taylor Luczak	1	1	1.000
Romero Osby	8	16	.500
Ravern Johnson	53	107	.495
Kodi Augustus	19	41	.463
Riley Benock	10	25	.400
Dee Bost	32	83	.386
Barry Stewart	32	89	.360
Phil Turner	11	38	.289
Charles Parker	0	2	.000

<b>Free Throw Percent</b>	<b>FG</b>	<b>Att</b>	<b>Pct</b>
Phil Turner	25	31	.806
Kodi Augustus	37	47	.787
Dee Bost	55	75	.733
Romero Osby	17	25	.680
John Riek	4	6	.667
Jarvis Varnado	72	109	.661
Ravern Johnson	11	19	.579
Barry Stewart	22	38	.579
Wendell Lewis	4	8	.500
Elgin Bailey	1	5	.200
Riley Benock	0	1	.000
Charles Parker	0	1	.000

<b>Scoring Average</b>	<b>G</b>	<b>Pts</b>	<b>Avg/G</b>
Ravern Johnson	17	244	14.4
Jarvis Varnado	17	240	14.1
Dee Bost	17	205	12.1
Barry Stewart	17	190	11.2
Kodi Augustus	15	140	9.3
Phil Turner	17	96	5.6
Romero Osby	16	83	5.2
Wendell Lewis	16	34	2.1
John Riek	5	10	2.0
Riley Benock	17	34	2.0
Taylor Luczak	9	3	0.3
Elgin Bailey	4	1	0.3

<b>Field Goal Attempts</b>	<b>G</b>	<b>Att</b>	<b>Att/G</b>
Barry Stewart	17	175	10.3
Ravern Johnson	17	170	10.0
Dee Bost	17	156	9.2
Jarvis Varnado	17	136	8.0
Kodi Augustus	15	98	6.5

<b>Field Goals Made</b>	<b>G</b>	<b>Made</b>	<b>Made/G</b>
Ravern Johnson	17	90	5.3
Jarvis Varnado	17	84	4.9
Barry Stewart	17	68	4.0
Dee Bost	17	59	3.5
Kodi Augustus	15	42	2.8

<b>3-Point FG Attempts</b>	<b>G</b>	<b>Att</b>	<b>Att/G</b>
Ravern Johnson	17	107	6.3
Barry Stewart	17	89	5.2
Dee Bost	17	83	4.9
Kodi Augustus	15	41	2.7
Phil Turner	17	38	2.2

<b>3-Point FG Made</b>	<b>G</b>	<b>Made</b>	<b>Made/G</b>
Ravern Johnson	17	53	3.1
Barry Stewart	17	32	1.9
Dee Bost	17	32	1.9
Kodi Augustus	15	19	1.3
Phil Turner	17	11	0.6

<b>Free Throw Attempts</b>	<b>G</b>	<b>Att</b>	<b>Att/G</b>
Jarvis Varnado	17	109	6.4
Dee Bost	17	75	4.4
Kodi Augustus	15	47	3.1
Barry Stewart	17	38	2.2
Phil Turner	17	31	1.8

<b>Free Throws Made</b>	<b>G</b>	<b>Made</b>	<b>Made/G</b>
Jarvis Varnado	17	72	4.2
Dee Bost	17	55	3.2
Kodi Augustus	15	37	2.5
Phil Turner	17	25	1.5
Barry Stewart	17	22	1.3

**2009-2010 Mississippi State Basketball**  
**Mississippi State Category Leaders (as of Jan 14, 2010)**  
**All games**

<b>Rebounds</b>	<b>G</b>	<b>Reb</b>	<b>Reb/G</b>
Jarvis Varnado	17	187	11.0
Kodi Augustus	15	91	6.1
Dee Bost	17	82	4.8
Phil Turner	17	82	4.8
Ravern Johnson	17	61	3.6

<b>Rebound Average</b>	<b>G</b>	<b>Reb</b>	<b>Avg/G</b>
Jarvis Varnado	17	187	11.0
Kodi Augustus	15	91	6.1
Phil Turner	17	82	4.8
Dee Bost	17	82	4.8
Ravern Johnson	17	61	3.6

<b>Offensive Rebounds</b>	<b>G</b>	<b>No.</b>	<b>Avg/G</b>
Jarvis Varnado	17	49	2.9
Kodi Augustus	15	29	1.9
Phil Turner	17	22	1.3
Romero Osby	16	13	0.8
Wendell Lewis	16	13	0.8

<b>Defensive Rebounds</b>	<b>G</b>	<b>No.</b>	<b>Avg/G</b>
Jarvis Varnado	17	138	8.1
Dee Bost	17	75	4.4
Kodi Augustus	15	62	4.1
Phil Turner	17	60	3.5
Ravern Johnson	17	50	2.9

<b>Fouls</b>	<b>G</b>	<b>No.</b>	<b>Per/G</b>
Jarvis Varnado	17	36	2.1
Kodi Augustus	15	33	2.2
Barry Stewart	17	29	1.7
Dee Bost	17	28	1.6
Phil Turner	17	23	1.4

<b>Foulouts</b>	<b>G</b>	<b>No.</b>
Dee Bost	17	1

<b>Assists</b>	<b>G</b>	<b>No.</b>	<b>Ast/G</b>
Dee Bost	17	93	5.5
Barry Stewart	17	44	2.6
Phil Turner	17	23	1.4
Riley Benock	17	16	0.9
Jarvis Varnado	17	15	0.9

<b>Steals</b>	<b>G</b>	<b>No.</b>	<b>Stl/G</b>
Phil Turner	17	22	1.3
Dee Bost	17	22	1.3
Jarvis Varnado	17	13	0.8
Riley Benock	17	11	0.6
Barry Stewart	17	9	0.5

<b>Blocked Shots</b>	<b>G</b>	<b>No.</b>	<b>Blk/G</b>
Jarvis Varnado	17	90	5.3
Kodi Augustus	15	12	0.8
Ravern Johnson	17	11	0.6
Phil Turner	17	5	0.3
Wendell Lewis	16	5	0.3
Romero Osby	16	5	0.3

<b>Minutes</b>	<b>G</b>	<b>No.</b>	<b>Min/G</b>
Dee Bost	17	569	33.5
Barry Stewart	17	565	33.2
Ravern Johnson	17	491	28.9
Jarvis Varnado	17	490	28.8
Kodi Augustus	15	343	22.9
Phil Turner	17	343	20.2

<b>Turnovers</b>	<b>G</b>	<b>No.</b>	<b>TO/G</b>
Dee Bost	17	54	3.2
Kodi Augustus	15	34	2.3
Jarvis Varnado	17	30	1.8
Barry Stewart	17	23	1.4
Ravern Johnson	17	21	1.2



**2009-2010 Mississippi State Basketball**  
**Mississippi State Team Game-by-Game Comparison (as of Jan 14, 2010)**  
**All games**

Opponent	1st	2nd	Score	Mar	Total FG	FG Pct	3-Pointers	3FG Pct	Free Throws	FT Pct	Rebounds	Assist	T/Over	Block	Steal	Fouls
RIDER	42/44	32/44	74-88	(14)	26-62/30-59	.419/.508	10-27/10-16	.370/.625	12-19/18-28	.632/.643	37/38 (1)	15/14	12/6	9/2	2/5	20/19
SE LOUISIANA	41/29	41/38	82-67	+15	28-62/26-66	.452/.394	10-25/8-20	.400/.400	16-21/7-9	.762/.778	47/30 +17	12/12	13/11	10/7	9/5	9/19
BETHUNE-COOKMAN	31/24	36/27	67-51	+16	24-56/18-52	.429/.346	8-20/4-12	.400/.333	11-15/11-13	.733/.846	37/32 +5	13/9	13/15	9/4	8/9	8/15
TEXAS-PAN AMERICAN	42/33	33/17	75-50	+25	30-57/19-65	.526/.292	9-22/7-21	.409/.333	6-11/5-8	.545/.625	45/33 +12	9/7	16/11	14/2	8/6	12/15
Richmond	32/35	30/28	62-63	(1)	18-54/22-44	.333/.500	9-25/8-19	.360/.421	17-23/11-14	.739/.786	41/24 +17	10/16	13/13	1/1	0/5	15/22
Old Dominion	36/28	33/27	69-55	+14	21-45/22-58	.467/.379	9-23/5-18	.391/.278	18-23/6-8	.783/.750	33/33 -	12/14	11/10	5/0	3/5	10/23
ST. BONAVENTURE	56/22	49/31	105-53	+52	37-62/23-69	.597/.333	16-28/2-11	.571/.182	15-21/5-9	.714/.556	44/31 +13	25/7	11/12	10/4	7/5	14/18
DePaul	35/15	41/30	76-45	+31	24-55/18-64	.436/.281	12-29/5-18	.414/.278	16-22/4-10	.727/.400	49/36 +13	13/6	17/12	7/1	6/10	12/19
UCLA	40/19	32/35	72-54	+18	28-59/22-63	.475/.349	9-24/4-20	.375/.200	7-12/6-13	.583/.462	39/41 (2)	11/12	12/10	8/1	5/7	8/13
WRIGHT STATE	43/31	37/38	80-69	+11	29-46/23-66	.630/.348	12-25/14-36	.480/.389	10-14/9-10	.714/.900	34/28 +6	16/14	18/10	13/0	5/7	12/15
Houston	34/34	36/30	70-64	+6	22-57/24-77	.386/.312	8-22/10-31	.364/.323	18-30/6-14	.600/.429	59/39 +20	8/11	19/6	6/0	5/7	14/23
Centenary	46/27	42/24	88-51	+37	30-60/19-59	.500/.322	14-27/6-19	.519/.316	14-18/7-12	.778/.583	44/29 +15	20/10	10/11	9/4	5/7	12/14
MISS. VALLEY STATE	41/22	32/23	73-45	+28	24-61/19-62	.393/.306	12-33/4-19	.364/.211	13-20/3-8	.650/.375	44/45 (1)	16/6	4/13	12/1	10/1	10/16
San Diego	38/30	39/38	77-68	+9	26-48/22-57	.542/.386	6-14/6-17	.429/.353	19-26/18-25	.731/.720	35/29 +6	10/9	17/12	4/2	5/6	20/21
WKU	26/23	26/32	52-55	(3)	17-47/19-55	.362/.345	4-19/5-19	.211/.263	14-27/12-16	.519/.750	41/34 +7	7/10	18/13	5/2	4/9	18/21
Ole Miss	37/42	43/33	80-75	+5	24-57/29-72	.421/.403	10-22/9-23	.455/.391	22-33/8-13	.667/.615	46/39 +7	12/15	15/9	8/5	6/7	13/21
ARKANSAS	51/39	31/41	82-80	+2	27-57/31-76	.474/.408	8-17/8-18	.471/.444	20-30/10-14	.667/.714	42/37 +5	14/16	14/11	13/5	6/8	12/22

Note: Game totals are displayed in the format TEAM/OPPONENT for each category

**2009-2010 Mississippi State Basketball**  
**Mississippi State Game-by-Game Highs (as of Jan 14, 2010)**  
**All games**

Opponent	Date	Score	Points	Rebounds	Assists	Steals	Blocked shots
RIDER	11-13-09	74-88	22-Jarvis Varnado	14-Jarvis Varnado	7-Dee Bost	1-Phil Turner Dee Bost	7-Jarvis Varnado
SE LOUISIANA	11-19-09	82-67	20-Jarvis Varnado	14-Phil Turner	4-Dee Bost	3-Jarvis Varnado	8-Jarvis Varnado
BETHUNE-COOKMAN	11-21-09	67-51	10-Dee Bost Barry Stewart Ravern Johnson Jarvis Varnado	10-Jarvis Varnado	4-Barry Stewart	2-Riley Benock Ravern Johnson Phil Turner Dee Bost	4-Jarvis Varnado
TEXAS-PAN AMERICAN	11-24-09	75-50	13-Dee Bost	15-Jarvis Varnado	4-Dee Bost	3-Phil Turner	8-Jarvis Varnado
vs Richmond	11-27-09	62-63	15-Ravern Johnson	9-Phil Turner	4-Dee Bost	None	1-Jarvis Varnado
vs Old Dominion	11-28-09	69-55	25-Dee Bost	7-Kodi Augustus	4-Dee Bost	2-Kodi Augustus	5-Jarvis Varnado
ST. BONAVENTURE	12-05-09	105-53	18-Ravern Johnson	8-Dee Bost Jarvis Varnado	7-Dee Bost Barry Stewart	3-Jarvis Varnado	4-Jarvis Varnado
vs DePaul	12-10-09	76-45	14-Ravern Johnson	14-Jarvis Varnado	5-Phil Turner	2-Phil Turner	3-Jarvis Varnado
vs UCLA	12-12-09	72-54	29-Ravern Johnson	11-Jarvis Varnado	7-Dee Bost	3-Phil Turner	7-Jarvis Varnado
WRIGHT STATE	12-16-09	80-69	21-Barry Stewart	8-Jarvis Varnado	11-Dee Bost	2-Kodi Augustus Barry Stewart	6-Jarvis Varnado
at Houston	12-19-09	70-64	15-Ravern Johnson Dee Bost	17-Jarvis Varnado	6-Dee Bost	2-Dee Bost	5-Jarvis Varnado
vs Centenary	12-22-09	88-51	20-Ravern Johnson	9-Jarvis Varnado	6-Dee Bost	2-Dee Bost Phil Turner	4-Jarvis Varnado
MISS. VALLEY STATE	12-28-09	73-45	22-Ravern Johnson	8-Phil Turner	7-Dee Bost	3-Dee Bost	7-Jarvis Varnado
at San Diego	12/31/09	77-68	23-Jarvis Varnado	17-Jarvis Varnado	4-Barry Stewart	2-Dee Bost	2-Jarvis Varnado
at WKU	01/04/10	52-55	17-Jarvis Varnado	12-Jarvis Varnado	5-Dee Bost	2-Jarvis Varnado	3-Jarvis Varnado
at Ole Miss	01/09/10	80-75	25-Dee Bost	12-Kodi Augustus Jarvis Varnado	6-Dee Bost	2-Ravern Johnson	6-Jarvis Varnado
ARKANSAS	01-14-10	82-80	20-Dee Bost	12-Jarvis Varnado	6-Dee Bost	2-Riley Benock	10-Jarvis Varnado

**2009-2010 Mississippi State Basketball**  
**Mississippi State Points-Rebounds-Assists (as of Jan 14, 2010)**  
**All games**

Opponent	Date	Score		02 JOHNSON,R	03 BOST,DEE	05 OSBY,ROME	12 PARKER,CH	15 BENOCK,RIL	20 LUCZAK,TAY	21 PRICE,BAXT	22 STEWART,B	24 AUGUSTUS,	25 TURNER,PHI	30 LEWIS,WEND	32 VARNADO,J
RIDER	11-13-09	74-88	L	10-1-1	14-2-7	4-3-0	DNP	0-0-1	DNP	DNP	7-3-3	9-5-0	8-5-1	0-1-0	22-14-2
SLU	11-19-09	82-67	w	17-3-0	10-5-4	5-4-1	0-0-0	2-2-1	3-0-0	0-0-0	13-3-1	DNP	10-14-3	2-2-0	20-9-2
BCU	11-21-09	67-51	w	10-2-0	10-4-2	7-6-3	0-0-0	5-2-0	0-0-0	0-0-0	10-1-4	DNP	9-5-2	6-5-0	10-10-2
TPA	11-24-09	75-50	w	11-3-0	13-6-4	8-2-2	2-0-0	0-1-0	0-1-0	0-0-0	12-2-0	9-8-0	5-3-2	2-1-0	12-15-1
vs UR	11-27-09	62-63	L	15-6-1	5-3-4	4-1-0	DNP	0-1-0	DNP	DNP	13-3-3	13-6-0	4-9-2	0-3-0	8-6-0
vs ODU	11-28-09	69-55	w	6-3-3	25-4-4	1-1-0	DNP	0-0-0	DNP	DNP	10-3-3	10-7-2	2-6-0	0-0-0	15-6-0
SBU	12-05-09	105-53	w	18-5-3	17-8-7	5-5-0	0-0-0	9-0-5	0-0-0	0-2-0	13-4-7	17-5-1	5-0-1	7-5-0	14-8-1
vs DPU	12-10-09	76-45	w	14-3-0	4-3-4	13-7-1	0-1-0	6-2-1	0-1-0	2-0-0	12-3-2	11-3-0	2-5-5	0-4-0	12-14-0
vs UCLA	12-12-09	72-54	w	29-7-0	2-6-7	2-2-0	0-0-0	3-1-0	0-0-0	0-0-0	6-2-4	7-2-0	6-3-0	4-1-0	13-11-0
WSU	12-16-09	80-69	w	13-5-1	7-6-11	10-2-0	0-0-0	0-0-1	0-0-0	0-0-0	21-3-1	5-4-1	3-1-1	4-2-0	17-8-0
at HOU	12-19-09	70-64	w	15-4-1	15-6-6	0-1-0	DNP	0-2-1	DNP	DNP	14-5-0	7-16-0	5-4-0	1-2-0	13-17-0
vs CC	12-22-09	88-51	w	20-3-0	10-6-6	8-2-0	0-0-0	9-1-2	0-0-0	0-0-0	14-4-5	5-5-3	6-4-3	2-1-0	8-9-1
MVSU	12-28-09	73-45	w	22-4-0	5-5-7	DNP	0-0-0	0-0-0	0-0-0	0-0-0	11-5-2	7-4-3	12-8-2	2-1-0	10-7-2
at USDMBB	12/31/09	77-68	w	10-3-0	10-3-3	2-2-0	DNP	0-1-1	DNP	DNP	2-0-4	17-2-1	9-2-0	4-2-0	23-17-1
at WKU	01/04/10	52-55	L	8-6-0	13-6-5	0-1-0	DNP	0-1-0	DNP	DNP	9-3-1	3-3-0	2-6-0	0-1-0	17-12-1
at UM	01/09/10	80-75	w	15-1-1	25-2-6	5-3-0	DNP	0-0-2	DNP	DNP	11-5-2	13-12-0	2-3-0	DNP	9-12-1
AR	01-14-10	82-80	w	11-2-0	20-7-6	9-2-2	DNP	0-0-1	DNP	DNP	12-3-2	7-9-1	6-4-1	0-2-0	17-12-1

Opponent	Date	Score		45 BAILEY,ELG	50 RIEK,JOHN
RIDER	11-13-09	74-88	L	DNP	DNP
SLU	11-19-09	82-67	w	0-0-0	DNP
BCU	11-21-09	67-51	w	DNP	DNP
TPA	11-24-09	75-50	w	1-0-0	DNP
vs UR	11-27-09	62-63	L	0-0-0	DNP
vs ODU	11-28-09	69-55	w	0-0-0	DNP
SBU	12-05-09	105-53	w	DNP	DNP
vs DPU	12-10-09	76-45	w	DNP	DNP
vs UCLA	12-12-09	72-54	w	DNP	DNP
WSU	12-16-09	80-69	w	DNP	0-0-0
at HOU	12-19-09	70-64	w	DNP	DNP
vs CC	12-22-09	88-51	w	DNP	6-7-0
MVSU	12-28-09	73-45	w	DNP	4-5-0
at USDMBB	12/31/09	77-68	w	DNP	DNP
at WKU	01/04/10	52-55	L	DNP	DNP
at UM	01/09/10	80-75	w	DNP	0-1-0
AR	01-14-10	82-80	w	DNP	0-0-0



**2009-2010 Mississippi State Basketball**  
**Mississippi State Team High/Low Analysis (as of Jan 14, 2010)**  
**All games**

**Mississippi State - TEAM GAME HIGHS**

POINTS	105	ST. BONAVENTURE (12-05-09)
	88	vs Centenary (12-22-09)
	82	ARKANSAS (01-14-10)
	82	SE LOUISIANA (11-19-09)
	80	at Ole Miss (01/09/10)
	80	WRIGHT STATE (12-16-09)
FIELD GOALS MADE	37	ST. BONAVENTURE (12-05-09)
	30	vs Centenary (12-22-09)
	30	TEXAS-PAN AMERICAN (11-24-09)
FIELD GOAL ATTEMPTS	62	ST. BONAVENTURE (12-05-09)
	62	SE LOUISIANA (11-19-09)
	62	RIDER (11-13-09)
FIELD GOAL PERCENTAGE	.630 (29-46)	WRIGHT STATE (12-16-09)
	.597 (37-62)	ST. BONAVENTURE (12-05-09)
3 PT FIELD GOALS MADE	16	ST. BONAVENTURE (12-05-09)
	14	vs Centenary (12-22-09)
3 PT FG ATTEMPTS	33	MISS. VALLEY STATE (12-28-09)
	29	vs DePaul (12-10-09)
3 PT FG PERCENTAGE	.571 (16-28)	ST. BONAVENTURE (12-05-09)
	.519 (14-27)	vs Centenary (12-22-09)
FREE THROWS MADE	22	at Ole Miss (01/09/10)
	20	ARKANSAS (01-14-10)
FREE THROW ATTEMPTS	33	at Ole Miss (01/09/10)
	30	ARKANSAS (01-14-10)
	30	at Houston (12-19-09)
FREE THROW PERCENTAGE	.783 (18-23)	vs Old Dominion (11-28-09)
	.778 (14-18)	vs Centenary (12-22-09)
REBOUNDS	59	at Houston (12-19-09)
	49	vs DePaul (12-10-09)
ASSISTS	25	ST. BONAVENTURE (12-05-09)
	20	vs Centenary (12-22-09)
STEALS	10	MISS. VALLEY STATE (12-28-09)
	9	SE LOUISIANA (11-19-09)
BLOCKED SHOTS	14	TEXAS-PAN AMERICAN (11-24-09)
	13	ARKANSAS (01-14-10)
	13	WRIGHT STATE (12-16-09)
TURNOVERS	19	at Houston (12-19-09)
	18	at WKU (01/04/10)
	18	WRIGHT STATE (12-16-09)
FOULS	20	at San Diego (12/31/09)
	20	RIDER (11-13-09)

**2009-2010 Mississippi State Basketball**  
**Mississippi State High/Low Analysis (as of Jan 14, 2010)**  
**All games**

**Opponent - GAME HIGHS**

POINTS	88	RIDER (11-13-09)
	80	ARKANSAS (01-14-10)
	75	at Ole Miss (01/09/10)
	69	WRIGHT STATE (12-16-09)
	68	at San Diego (12/31/09)
FIELD GOALS MADE	31	ARKANSAS (01-14-10)
	30	RIDER (11-13-09)
FIELD GOAL ATTEMPTS	77	at Houston (12-19-09)
	76	ARKANSAS (01-14-10)
FIELD GOAL PERCENTAGE	.508 (30-59)	RIDER (11-13-09)
	.500 (22-44)	vs Richmond (11-27-09)
3 PT FIELD GOALS MADE	14	WRIGHT STATE (12-16-09)
	10	at Houston (12-19-09)
	10	RIDER (11-13-09)
3 PT FG ATTEMPTS	36	WRIGHT STATE (12-16-09)
	31	at Houston (12-19-09)
3 PT FG PERCENTAGE	.625 (10-16)	RIDER (11-13-09)
	.444 (8-18)	ARKANSAS (01-14-10)
FREE THROWS MADE	18	at San Diego (12/31/09)
	18	RIDER (11-13-09)
FREE THROW ATTEMPTS	28	RIDER (11-13-09)
	25	at San Diego (12/31/09)
FREE THROW PERCENTAGE	.900 (9-10)	WRIGHT STATE (12-16-09)
	.846 (11-13)	BETHUNE-COOKMAN (11-21-09)
REBOUNDS	45	MISS. VALLEY STATE (12-28-09)
	41	vs UCLA (12-12-09)
ASSISTS	16	ARKANSAS (01-14-10)
	16	vs Richmond (11-27-09)
STEALS	10	vs DePaul (12-10-09)
	9	at WKU (01/04/10)
	9	BETHUNE-COOKMAN (11-21-09)
BLOCKED SHOTS	7	SE LOUISIANA (11-19-09)
	5	ARKANSAS (01-14-10)
	5	at Ole Miss (01/09/10)
TURNOVERS	15	BETHUNE-COOKMAN (11-21-09)
	13	at WKU (01/04/10)
	13	MISS. VALLEY STATE (12-28-09)
	13	vs Richmond (11-27-09)
FOULS	23	at Houston (12-19-09)
	23	vs Old Dominion (11-28-09)

**2009-2010 Mississippi State Basketball**  
**Mississippi State High/Low Analysis (as of Jan 14, 2010)**  
**All games**

**Mississippi State - GAME LOWS**

POINTS	52		at WKU (01/04/10)
	62		vs Richmond (11-27-09)
	67		BETHUNE-COOKMAN (11-21-09)
	69		vs Old Dominion (11-28-09)
	70		at Houston (12-19-09)
FIELD GOALS MADE	17		at WKU (01/04/10)
	18		vs Richmond (11-27-09)
FIELD GOAL ATTEMPTS	45		vs Old Dominion (11-28-09)
	46		WRIGHT STATE (12-16-09)
FIELD GOAL PERCENTAGE	.333	(18-54)	vs Richmond (11-27-09)
	.362	(17-47)	at WKU (01/04/10)
3 PT FIELD GOALS MADE	4		at WKU (01/04/10)
	6		at San Diego (12/31/09)
3 PT FG ATTEMPTS	14		at San Diego (12/31/09)
	17		ARKANSAS (01-14-10)
3 PT FG PERCENTAGE	.211	(4-19)	at WKU (01/04/10)
	.360	(9-25)	vs Richmond (11-27-09)
FREE THROWS MADE	6		TEXAS-PAN AMERICAN (11-24-09)
	7		vs UCLA (12-12-09)
FREE THROW ATTEMPTS	11		TEXAS-PAN AMERICAN (11-24-09)
	12		vs UCLA (12-12-09)
FREE THROW PERCENTAGE	.519	(14-27)	at WKU (01/04/10)
	.545	(6-11)	TEXAS-PAN AMERICAN (11-24-09)
REBOUNDS	33		vs Old Dominion (11-28-09)
	34		WRIGHT STATE (12-16-09)
ASSISTS	7		at WKU (01/04/10)
	8		at Houston (12-19-09)
STEALS	0		vs Richmond (11-27-09)
	2		RIDER (11-13-09)
BLOCKED SHOTS	1		vs Richmond (11-27-09)
	4		at San Diego (12/31/09)
TURNOVERS	4		MISS. VALLEY STATE (12-28-09)
	10		vs Centenary (12-22-09)
FOULS	8		BETHUNE-COOKMAN (11-21-09)
	8		vs UCLA (12-12-09)

**2009-2010 Mississippi State Basketball**  
**Mississippi State High/Low Analysis (as of Jan 14, 2010)**  
**All games**

**Opponent - GAME LOWS**

POINTS	45		vs DePaul (12-10-09)
	45		MISS. VALLEY STATE (12-28-09)
	50		TEXAS-PAN AMERICAN (11-24-09)
	51		BETHUNE-COOKMAN (11-21-09)
	51		vs Centenary (12-22-09)
FIELD GOALS MADE	18		BETHUNE-COOKMAN (11-21-09)
	18		vs DePaul (12-10-09)
FIELD GOAL ATTEMPTS	44		vs Richmond (11-27-09)
	52		BETHUNE-COOKMAN (11-21-09)
FIELD GOAL PERCENTAGE	.281	(18-64)	vs DePaul (12-10-09)
	.292	(19-65)	TEXAS-PAN AMERICAN (11-24-09)
3 PT FIELD GOALS MADE	2		ST. BONAVENTURE (12-05-09)
	4		BETHUNE-COOKMAN (11-21-09)
	4		vs UCLA (12-12-09)
	4		MISS. VALLEY STATE (12-28-09)
3 PT FG ATTEMPTS	11		ST. BONAVENTURE (12-05-09)
	12		BETHUNE-COOKMAN (11-21-09)
3 PT FG PERCENTAGE	.182	(2-11)	ST. BONAVENTURE (12-05-09)
	.200	(4-20)	vs UCLA (12-12-09)
FREE THROWS MADE	3		MISS. VALLEY STATE (12-28-09)
	4		vs DePaul (12-10-09)
FREE THROW ATTEMPTS	8		TEXAS-PAN AMERICAN (11-24-09)
	8		vs Old Dominion (11-28-09)
	8		MISS. VALLEY STATE (12-28-09)
FREE THROW PERCENTAGE	.375	(3-8)	MISS. VALLEY STATE (12-28-09)
	.400	(4-10)	vs DePaul (12-10-09)
REBOUNDS	24		vs Richmond (11-27-09)
	28		WRIGHT STATE (12-16-09)
ASSISTS	6		vs DePaul (12-10-09)
	6		MISS. VALLEY STATE (12-28-09)
STEALS	1		MISS. VALLEY STATE (12-28-09)
	5		RIDER (11-13-09)
	5		SE LOUISIANA (11-19-09)
	5		vs Richmond (11-27-09)
	5		vs Old Dominion (11-28-09)
	5		ST. BONAVENTURE (12-05-09)
BLOCKED SHOTS	0		vs Old Dominion (11-28-09)
	0		WRIGHT STATE (12-16-09)
	0		at Houston (12-19-09)
TURNOVERS	6		RIDER (11-13-09)
	6		at Houston (12-19-09)
FOULS	13		vs UCLA (12-12-09)
	14		vs Centenary (12-22-09)



**2009-2010 Mississippi State Basketball**  
**Mississippi State Player High/Low Analysis (as of Jan 14, 2010)**  
**All games**

**Mississippi State - INDIVIDUAL GAME HIGHS**

Points	29		Ravern Johnson vs UCLA (12-12-09)
	25		Dee Bost at Ole Miss (01/09/10)
	25		Dee Bost vs Old Dominion (11-28-09)
	23		Jarvis Varnado at San Diego (12/31/09)
	22		Ravern Johnson vs Miss. Valley State (12-28-09)
	22		Jarvis Varnado vs Rider (11-13-09)
Field Goals Made	12		Ravern Johnson vs UCLA (12-12-09)
	8		Jarvis Varnado at San Diego (12/31/09)
	8		Ravern Johnson vs Miss. Valley State (12-28-09)
	8		Barry Stewart vs Wright State (12-16-09)
	8		Dee Bost vs Old Dominion (11-28-09)
	8		Jarvis Varnado vs Rider (11-13-09)
Field Goal Att.	15		Dee Bost vs Arkansas (01-14-10)
	15		Ravern Johnson vs Miss. Valley State (12-28-09)
	15		Ravern Johnson vs UCLA (12-12-09)
FG Pct (min 5 made)	1.000	(8-8)	Jarvis Varnado vs Rider (11-13-09)
	1.000	(6-6)	Jarvis Varnado vs Wright State (12-16-09)
3-Point FG Made	6		Dee Bost vs Old Dominion (11-28-09)
	5		Ravern Johnson vs Miss. Valley State (12-28-09)
	5		Ravern Johnson vs Centenary (12-22-09)
	5		Barry Stewart vs Wright State (12-16-09)
	5		Ravern Johnson vs UCLA (12-12-09)
	5		Dee Bost vs St. Bonaventure (12-05-09)
3-Point FG Att.	10		Ravern Johnson vs Miss. Valley State (12-28-09)
	10		Ravern Johnson at Houston (12-19-09)
3-Pt FG Pct (min 2 made)	1.000	(3-3)	Kodi Augustus at San Diego (12/31/09)
	1.000	(3-3)	Riley Benock vs Centenary (12-22-09)
	1.000	(2-2)	Romero Osby vs Wright State (12-16-09)
Free Throws Made	9		Dee Bost at Ole Miss (01/09/10)
	9		Dee Bost at WKU (01/04/10)
Free Throw Att.	17		Jarvis Varnado at Houston (12-19-09)
	12		Dee Bost at Ole Miss (01/09/10)
FT Pct (min 3 made)	1.000	(8-8)	Kodi Augustus vs Old Dominion (11-28-09)
	1.000	(8-8)	Kodi Augustus vs Richmond (11-27-09)
	1.000	(7-7)	Jarvis Varnado at San Diego (12/31/09)
	1.000	(5-5)	Dee Bost at Houston (12-19-09)
	1.000	(4-4)	Kodi Augustus at Ole Miss (01/09/10)
	1.000	(4-4)	Jarvis Varnado vs Miss. Valley State (12-28-09)
	1.000	(4-4)	Phil Turner vs Miss. Valley State (12-28-09)
	1.000	(4-4)	Jarvis Varnado vs Centenary (12-22-09)
	1.000	(4-4)	Romero Osby vs DePaul (12-10-09)
	1.000	(4-4)	Jarvis Varnado vs Richmond (11-27-09)
	1.000	(4-4)	Dee Bost vs Bethune-Cookman (11-21-09)
	1.000	(4-4)	Barry Stewart vs SE Louisiana (11-19-09)
	1.000	(3-3)	Ravern Johnson vs Centenary (12-22-09)
	1.000	(3-3)	Kodi Augustus vs DePaul (12-10-09)
	1.000	(3-3)	Barry Stewart vs Old Dominion (11-28-09)
	1.000	(3-3)	Dee Bost vs Texas-Pan American (11-24-09)
Rebounds	17		Jarvis Varnado at San Diego (12/31/09)
	17		Jarvis Varnado at Houston (12-19-09)
Assists	11		Dee Bost vs Wright State (12-16-09)
	7		Dee Bost vs Miss. Valley State (12-28-09)
	7		Dee Bost vs UCLA (12-12-09)

	7	Dee Bost vs St. Bonaventure (12-05-09)
	7	Barry Stewart vs St. Bonaventure (12-05-09)
	7	Dee Bost vs Rider (11-13-09)
Steals	3	Dee Bost vs Miss. Valley State (12-28-09)
	3	Phil Turner vs UCLA (12-12-09)
	3	Jarvis Varnado vs St. Bonaventure (12-05-09)
	3	Phil Turner vs Texas-Pan American (11-24-09)
	3	Jarvis Varnado vs SE Louisiana (11-19-09)
Blocked Shots	10	Jarvis Varnado vs Arkansas (01-14-10)
	8	Jarvis Varnado vs Texas-Pan American (11-24-09)
	8	Jarvis Varnado vs SE Louisiana (11-19-09)
Turnovers	7	Dee Bost at Houston (12-19-09)
	5	Dee Bost vs Arkansas (01-14-10)
	5	Dee Bost at Ole Miss (01/09/10)
	5	Barry Stewart at WKU (01/04/10)
	5	Dee Bost vs DePaul (12-10-09)
	5	Barry Stewart vs Richmond (11-27-09)
	5	Ravern Johnson vs Texas-Pan American (11-24-09)
	5	Dee Bost vs Bethune-Cookman (11-21-09)
Fouls	5	Dee Bost vs Rider (11-13-09)
	4	Kodi Augustus vs Arkansas (01-14-10)
	4	Jarvis Varnado at WKU (01/04/10)
	4	Jarvis Varnado at San Diego (12/31/09)
	4	Phil Turner at San Diego (12/31/09)
	4	Jarvis Varnado vs Miss. Valley State (12-28-09)
	4	Riley Benock vs Wright State (12-16-09)
	4	Dee Bost vs St. Bonaventure (12-05-09)
	4	Jarvis Varnado vs Richmond (11-27-09)
	4	Ravern Johnson vs Texas-Pan American (11-24-09)
	4	Kodi Augustus vs Rider (11-13-09)

**2009-2010 Mississippi State Basketball**  
**Mississippi State Opponent High/Low Analysis (as of Jan 14, 2010)**  
**All games**

**OPPONENT INDIVIDUAL GAME HIGHS**

Points	31	JOHNSON, Brandon at San Diego (12/31/09)
	28	COLEMAN, Aubrey at Houston (12-19-09)
	25	Marshawn Powell vs Arkansas (01-14-10)
	22	Troy Tabler vs Wright State (12-16-09)
	21	Novar Gadson vs Rider (11-13-09)
	21	Mike Ringgold vs Rider (11-13-09)
Field Goals Made	10	Marshawn Powell vs Arkansas (01-14-10)
	10	COLEMAN, Aubrey at Houston (12-19-09)
	10	Mike Ringgold vs Rider (11-13-09)
Field Goal Att.	31	COLEMAN, Aubrey at Houston (12-19-09)
	26	Courtney Fortson vs Arkansas (01-14-10)
FG Pct (min 5 made)	.636 (7-11)	Novar Gadson vs Rider (11-13-09)
	.625 (10-16)	Marshawn Powell vs Arkansas (01-14-10)
	.625 (5-8)	Ronnie Thomas vs Wright State (12-16-09)
3-Point FG Made	6	Troy Tabler vs Wright State (12-16-09)
	4	LEWIS, Kelvin at Houston (12-19-09)
	4	Ronnie Thomas vs Wright State (12-16-09)
	4	Trent Hutchin vs SE Louisiana (11-19-09)
	4	Ryan Thompson vs Rider (11-13-09)
3-Point FG Att.	12	Troy Tabler vs Wright State (12-16-09)
	10	LEWIS, Kelvin at Houston (12-19-09)
3-Pt FG Pct (min 2 made)	1.000 (2-2)	Marcus Britt vs Arkansas (01-14-10)
	1.000 (2-2)	LEWIS, Chris at San Diego (12/31/09)
	1.000 (2-2)	HARPER, Justin vs Richmond (11-27-09)
	1.000 (2-2)	Novar Gadson vs Rider (11-13-09)
	1.000 (2-2)	Justin Robinson vs Rider (11-13-09)
Free Throws Made	12	JOHNSON, Brandon at San Diego (12/31/09)
	9	Sally, Anthony at WKU (01/04/10)
Free Throw Att.	15	JOHNSON, Brandon at San Diego (12/31/09)
	11	COLEMAN, Aubrey at Houston (12-19-09)
FT Pct (min 3 made)	1.000 (9-9)	Sally, Anthony at WKU (01/04/10)
	1.000 (5-5)	BUTLER, Ryan vs Richmond (11-27-09)
	1.000 (4-4)	ADAMS, TYREL vs Bethune-Cookman (11-21-09)
	1.000 (4-4)	Jhamar Youngblood vs Rider (11-13-09)
	1.000 (3-3)	BIZOUKAS, Michael vs DePaul (12-10-09)
Rebounds	14	Shannon Behling vs Miss. Valley State (12-28-09)
	12	COLEMAN, Aubrey at Houston (12-19-09)
Assists	7	Polynice, Eniel at Ole Miss (01/09/10)
	6	WADE, Desmond at Houston (12-19-09)
Steals	4	Graham, Zach at Ole Miss (01/09/10)
	4	JOHNSON, Brandon at San Diego (12/31/09)
Blocked Shots	3	Marquise Simmons vs St. Bonaventure (12-05-09)
	3	Patrick Sullivan vs SE Louisiana (11-19-09)
Turnovers	5	Milosevic, Nemanja at WKU (01/04/10)
	4	Troy Tabler vs Wright State (12-16-09)
	4	Malcolm Eleby vs St. Bonaventure (12-05-09)
	4	REED, C J vs Bethune-Cookman (11-21-09)
Fouls	5	Marcus Britt vs Arkansas (01-14-10)
	5	Cranston, DeAundre at Ole Miss (01/09/10)
	5	Evans, Jeremy at WKU (01/04/10)
	5	MAFRA, Roberto at San Diego (12/31/09)
	5	BROUGHTON, Kahmell at Houston (12-19-09)
	5	Marquise Simmons vs St. Bonaventure (12-05-09)

5	GARRETT, Darrius vs Richmond (11-27-09)
5	Jermaine Jackson vs Rider (11-13-09)



**2009-2010 Mississippi State Basketball**  
**Mississippi State Individual Game-by-Game (as of Jan 14, 2010)**  
**All games**

**#02 Ravern Johnson**

Opponent	Date	gs	min	Total		3-Pointers		Free throws		Rebounds				pf	a	t/o	blk	stl	pts	avg	
				fg-fga	pct	3fg-fga	pct	ft-fga	pct	off	def	tot	avg								
RIDER	11-13-09	*	29	4-11	.364	2-8	.250	0-0	.000	0	1	1	1.0	1	1	0	0	0	10	10.0	
SE LOUISIANA	11-19-09	*	31	7-13	.538	3-6	.500	0-0	.000	1	2	3	2.0	2	0	1	0	1	17	13.5	
BETHUNE-COOKMAN	11-21-09	*	26	4-10	.400	2-6	.333	0-0	.000	0	2	2	2.0	0	0	1	1	2	10	12.3	
TEXAS-PAN AMERICAN	11-24-09	*	25	4-8	.500	2-5	.400	1-1	1.000	1	2	3	2.3	4	0	5	2	1	11	12.0	
vs Richmond	11-27-09	*	31	6-11	.545	3-6	.500	0-0	.000	3	3	6	3.0	1	1	0	0	0	15	12.6	
vs Old Dominion	11-28-09	*	26	2-6	.333	2-5	.400	0-0	.000	0	3	3	3.0	0	3	2	0	0	6	11.5	
ST. BONAVENTURE	12-05-09	*	24	7-11	.636	4-6	.667	0-0	.000	0	5	5	3.3	0	3	0	0	0	18	12.4	
vs DePaul	12-10-09	*	22	5-8	.625	4-6	.667	0-0	.000	0	3	3	3.3	2	0	2	1	0	14	12.6	
vs UCLA	12-12-09	*	31	12-15	.800	5-8	.625	0-0	.000	1	6	7	3.7	0	0	1	0	0	29	14.4	
WRIGHT STATE	12-16-09	*	32	5-7	.714	3-4	.750	0-0	.000	0	5	5	3.8	1	1	2	0	0	13	14.3	
at Houston	12-19-09	*	38	5-14	.357	3-10	.300	2-2	1.000	1	3	4	3.8	1	1	2	0	0	15	14.4	
vs Centenary	12-22-09	*	23	6-11	.545	5-8	.625	3-3	1.000	0	3	3	3.8	0	0	1	2	0	20	14.8	
MISS. VALLEY STATE	12-28-09	*	29	8-15	.533	5-10	.500	1-3	.333	1	3	4	3.8	0	0	0	2	1	22	15.4	
at San Diego	12/31/09	*	37	3-5	.600	2-3	.667	2-4	.500	0	3	3	3.7	0	0	1	1	1	10	15.0	
at WKU	01/04/10	*	34	3-10	.300	2-6	.333	0-2	.000	2	4	6	3.9	3	0	3	1	0	8	14.5	
at Ole Miss	01/09/10	*	30	5-9	.556	3-5	.600	2-4	.500	1	0	1	3.7	1	1	0	1	2	15	14.6	
ARKANSAS	01-14-10	*	23	4-6	.667	3-5	.600	0-0	.000	0	2	2	3.6	2	0	0	0	0	11	14.4	
Totals			17	491	90-170	.529	53-107	.495	11-19	.579	11	50	61	3.6	18	11	21	11	8	244	14.4

Games played: 17  
Minutes/game: 28.9  
Points/game: 14.4  
FG Pct: 52.9  
3FG Pct: 49.5  
FT Pct: 57.9

Rebounds/game: 3.6  
Assists/game: 0.6  
Turnovers/game: 1.2  
Assist/turnover ratio: 0.5  
Steals/game: 0.5  
Blocks/game: 0.6

**#03 Dee Bost**

Opponent	Date	gs	min	Total		3-Pointers		Free throws		Rebounds				pf	a	t/o	blk	stl	pts	avg	
				fg-fga	pct	3fg-fga	pct	ft-fa	pct	off	def	tot	avg								
RIDER	11-13-09	*	39	3-11	.273	3-6	.500	5-6	.833	1	1	2	2.0	5	7	2	0	1	14	14.0	
SE LOUISIANA	11-19-09	*	32	3-5	.600	2-3	.667	2-5	.400	0	5	5	3.5	1	4	3	0	1	10	12.0	
BETHUNE-COOKMAN	11-21-09	*	31	2-7	.286	2-4	.500	4-4	1.000	1	3	4	3.7	0	2	5	0	2	10	11.3	
TEXAS-PAN AMERICAN	11-24-09	*	30	4-10	.400	2-6	.333	3-3	1.000	0	6	6	4.3	1	4	4	0	2	13	11.8	
vs Richmond	11-27-09	*	35	1-7	.143	1-5	.200	2-4	.500	0	3	3	4.0	3	4	2	0	0	5	10.4	
vs Old Dominion	11-28-09	*	37	8-13	.615	6-9	.667	3-4	.750	0	4	4	4.0	0	4	1	0	1	25	12.8	
ST. BONAVENTURE	12-05-09	*	24	6-9	.667	5-7	.714	0-0	.000	1	7	8	4.6	4	7	1	0	1	17	13.4	
vs DePaul	12-10-09	*	30	1-6	.167	1-4	.250	1-2	.500	0	3	3	4.4	2	4	5	1	1	4	12.3	
vs UCLA	12-12-09	*	34	0-6	.000	0-4	.000	2-2	1.000	1	5	6	4.6	1	7	3	0	1	2	11.1	
WRIGHT STATE	12-16-09	*	33	3-9	.333	1-5	.200	0-0	.000	0	6	6	4.7	1	11	4	0	0	7	10.7	
at Houston	12-19-09	*	38	4-9	.444	2-4	.500	5-5	1.000	0	6	6	4.8	0	6	7	0	2	15	11.1	
vs Centenary	12-22-09	*	27	4-7	.571	2-4	.500	0-0	.000	0	6	6	4.9	1	6	2	1	2	10	11.0	
MISS. VALLEY STATE	12-28-09	*	36	2-12	.167	1-7	.143	0-0	.000	1	4	5	4.9	1	7	1	0	3	5	10.5	
at San Diego	12/31/09	*	36	3-10	.300	0-2	.000	4-6	.667	0	3	3	4.8	3	3	4	1	2	10	10.5	
at WKU	01/04/10	*	35	2-7	.286	0-3	.000	9-11	.818	1	5	6	4.9	3	5	0	0	1	13	10.7	
at Ole Miss	01/09/10	*	37	7-13	.538	2-5	.400	9-12	.750	0	2	2	4.7	2	6	5	0	1	25	11.6	
ARKANSAS	01-14-10	*	35	6-15	.400	2-5	.400	6-11	.545	1	6	7	4.8	0	6	5	1	1	20	12.1	
Totals			17	569	59-156	.378	32-83	.386	55-75	.733	7	75	82	4.8	28	93	54	4	22	205	12.1

Games played: 17  
Minutes/game: 33.5  
Points/game: 12.1  
FG Pct: 37.8  
3FG Pct: 38.6  
FT Pct: 73.3

Rebounds/game: 4.8  
Assists/game: 5.5  
Turnovers/game: 3.2  
Assist/turnover ratio: 1.7  
Steals/game: 1.3  
Blocks/game: 0.2

2009-2010 Mississippi State Basketball  
Mississippi State Individual Game-by-Game (as of Jan 14, 2010)  
All games

#05 Romero Osby

Opponent	Date	gs	min	Total		3-Pointers		Free throws		Rebounds				pf	a	t/o	blk	stl	pts	avg
				fg-fga	pct	3fg-fga	pct	ft-fa	pct	off	def	tot	avg							
RIDER	11-13-09		11	2-3	.667	0-0	.000	0-0	.000	1	2	3	3.0	1	0	1	1	0	4	4.0
SE LOUISIANA	11-19-09		13	2-5	.400	1-2	.500	0-0	.000	2	2	4	3.5	1	1	2	0	0	5	4.5
BETHUNE-COOKMAN	11-21-09		24	2-6	.333	0-2	.000	3-4	.750	1	5	6	4.3	1	3	1	2	0	7	5.3
TEXAS-PAN AMERICAN	11-24-09		15	3-6	.500	1-2	.500	1-1	1.000	1	1	2	3.8	1	2	1	0	0	8	6.0
vs Richmond	11-27-09		8	1-1	1.000	0-0	.000	2-4	.500	1	0	1	3.2	1	0	1	0	0	4	5.6
vs Old Dominion	11-28-09		14	0-1	.000	0-0	.000	1-2	.500	0	1	1	2.8	2	0	1	0	0	1	4.8
ST. BONAVENTURE	12-05-09		17	2-3	.667	0-0	.000	1-3	.333	1	4	5	3.1	1	0	3	1	2	5	4.9
vs DePaul	12-10-09		17	4-9	.444	1-3	.333	4-4	1.000	2	5	7	3.6	0	1	0	0	0	13	5.9
vs UCLA	12-12-09		8	1-1	1.000	0-0	.000	0-0	.000	0	2	2	3.4	0	0	2	0	0	2	5.4
WRIGHT STATE	12-16-09		9	4-4	1.000	2-2	1.000	0-0	.000	0	2	2	3.3	0	0	4	1	0	10	5.9
at Houston	12-19-09		2	0-0	.000	0-0	.000	0-0	.000	0	1	1	3.1	1	0	1	0	0	0	5.4
vs Centenary	12-22-09		17	3-5	.600	2-3	.667	0-0	.000	1	1	2	3.0	2	0	0	0	0	8	5.6
at San Diego	12/31/09		3	0-0	.000	0-0	.000	2-2	1.000	0	2	2	2.9	0	0	0	0	0	2	5.3
at WKU	01/04/10		6	0-0	.000	0-0	.000	0-0	.000	0	1	1	2.8	2	0	2	0	0	0	4.9
at Ole Miss	01/09/10		10	2-4	.500	1-2	.500	0-0	.000	1	2	3	2.8	1	0	1	0	0	5	4.9
ARKANSAS	01-14-10		17	3-4	.750	0-0	.000	3-5	.600	2	0	2	2.8	3	2	0	0	0	9	5.2
Totals		0	191	29-52	.558	8-16	.500	17-25	.680	13	31	44	2.8	17	9	20	5	2	83	5.2

Games played: 16  
Minutes/game: 11.9  
Points/game: 5.2  
FG Pct: 55.8  
3FG Pct: 50.0  
FT Pct: 68.0

Rebounds/game: 2.8  
Assists/game: 0.6  
Turnovers/game: 1.3  
Assist/turnover ratio: 0.5  
Steals/game: 0.1  
Blocks/game: 0.3

#12 Charles Parker

Opponent	Date	gs	min	Total		3-Pointers		Free throws		Rebounds				pf	a	t/o	blk	stl	pts	avg
				fg-fga	pct	3fg-fga	pct	ft-fa	pct	off	def	tot	avg							
SE LOUISIANA	11-19-09		1	0-0	.000	0-0	.000	0-0	.000	0	0	0	0.0	0	0	0	0	0	0	0.0
BETHUNE-COOKMAN	11-21-09		1	0-1	.000	0-0	.000	0-0	.000	0	0	0	0.0	1	0	1	0	0	0	0.0
TEXAS-PAN AMERICAN	11-24-09		1	1-1	1.000	0-0	.000	0-0	.000	0	0	0	0.0	0	0	0	0	0	2	0.7
ST. BONAVENTURE	12-05-09		3	0-2	.000	0-1	.000	0-0	.000	0	0	0	0.0	1	0	1	0	0	0	0.5
vs DePaul	12-10-09		1	0-0	.000	0-0	.000	0-0	.000	0	1	1	0.2	0	0	0	0	0	0	0.4
vs UCLA	12-12-09		1	0-0	.000	0-0	.000	0-1	.000	0	0	0	0.2	0	0	0	0	0	0	0.3
WRIGHT STATE	12-16-09		1	0-0	.000	0-0	.000	0-0	.000	0	0	0	0.1	0	0	0	0	0	0	0.3
vs Centenary	12-22-09		3	0-1	.000	0-1	.000	0-0	.000	0	0	0	0.1	0	0	0	0	0	0	0.3
MISS. VALLEY STATE	12-28-09		1	0-0	.000	0-0	.000	0-0	.000	0	0	0	0.1	0	0	0	0	0	0	0.2
Totals		0	13	1-5	.200	0-2	.000	0-1	.000	0	1	1	0.1	2	0	2	0	0	2	0.2

Games played: 9  
Minutes/game: 1.4  
Points/game: 0.2  
FG Pct: 20.0  
3FG Pct: 0.0  
FT Pct: 0.0

Rebounds/game: 0.1  
Turnovers/game: 0.2

**2009-2010 Mississippi State Basketball**  
**Mississippi State Individual Game-by-Game (as of Jan 14, 2010)**  
**All games**

**#15 Riley Benock**

Opponent	Date	gs	min	Total		3-Pointers		Free throws		Rebounds				pf	a	t/o	blk	stl	pts	avg
				fg-fga	pct	3fg-fga	pct	ft-fta	pct	off	def	tot	avg							
RIDER	11-13-09		4	0-2	.000	0-2	.000	0-0	.000	0	0	0	0.0	0	1	1	0	0	0	0.0
SE LOUISIANA	11-19-09		15	1-3	.333	0-2	.000	0-0	.000	0	2	2	1.0	1	1	0	0	2	2	1.0
BETHUNE-COOKMAN	11-21-09		19	2-4	.500	1-3	.333	0-0	.000	0	2	2	1.3	0	0	2	0	2	5	2.3
TEXAS-PAN AMERICAN	11-24-09		12	0-0	.000	0-0	.000	0-0	.000	0	1	1	1.3	0	0	0	1	1	0	1.8
vs Richmond	11-27-09		10	0-3	.000	0-3	.000	0-1	.000	0	1	1	1.2	0	0	0	0	0	0	1.4
vs Old Dominion	11-28-09		10	0-0	.000	0-0	.000	0-0	.000	0	0	0	1.0	0	0	3	0	0	0	1.2
ST. BONAVENTURE	12-05-09		16	3-4	.750	3-4	.750	0-0	.000	0	0	0	0.9	0	5	0	0	0	9	2.3
vs DePaul	12-10-09		20	2-5	.400	2-5	.400	0-0	.000	0	2	2	1.0	0	1	2	0	1	6	2.8
vs UCLA	12-12-09		8	1-2	.500	1-1	1.000	0-0	.000	0	1	1	1.0	0	0	0	0	0	3	2.8
WRIGHT STATE	12-16-09		11	0-0	.000	0-0	.000	0-0	.000	0	0	0	0.9	4	1	0	1	0	0	2.5
at Houston	12-19-09		6	0-0	.000	0-0	.000	0-0	.000	0	2	2	1.0	3	1	0	0	0	0	2.3
vs Centenary	12-22-09		15	3-3	1.000	3-3	1.000	0-0	.000	0	1	1	1.0	0	2	0	0	0	9	2.8
MISS. VALLEY STATE	12-28-09		18	0-1	.000	0-1	.000	0-0	.000	0	0	0	0.9	0	0	1	0	2	0	2.6
at San Diego	12/31/09		15	0-1	.000	0-1	.000	0-0	.000	0	1	1	0.9	1	1	0	0	0	0	2.4
at WKU	01/04/10		7	0-0	.000	0-0	.000	0-0	.000	0	1	1	0.9	1	0	1	0	0	0	2.3
at Ole Miss	01/09/10		9	0-0	.000	0-0	.000	0-0	.000	0	0	0	0.9	0	2	1	0	1	0	2.1
ARKANSAS	01-14-10		11	0-0	.000	0-0	.000	0-0	.000	0	0	0	0.8	0	1	2	0	2	0	2.0
Totals		0	206	12-28	.429	10-25	.400	0-1	.000	0	14	14	0.8	10	16	13	2	11	34	2.0

Games played: 17  
Minutes/game: 12.1  
Points/game: 2.0  
FG Pct: 42.9  
3FG Pct: 40.0  
FT Pct: 0.0

Rebounds/game: 0.8  
Assists/game: 0.9  
Turnovers/game: 0.8  
Assist/turnover ratio: 1.2  
Steals/game: 0.6  
Blocks/game: 0.1

**#20 Taylor Luczak**

Opponent	Date	gs	min	Total		3-Pointers		Free throws		Rebounds				pf	a	t/o	blk	stl	pts	avg
				fg-fga	pct	3fg-fga	pct	ft-fta	pct	off	def	tot	avg							
SE LOUISIANA	11-19-09		1	1-1	1.000	1-1	1.000	0-0	.000	0	0	0	0.0	0	0	0	0	0	3	3.0
BETHUNE-COOKMAN	11-21-09		1	0-0	.000	0-0	.000	0-0	.000	0	0	0	0.0	1	0	1	0	0	0	1.5
TEXAS-PAN AMERICAN	11-24-09		2	0-0	.000	0-0	.000	0-0	.000	0	1	1	0.3	0	0	0	0	0	0	1.0
ST. BONAVENTURE	12-05-09		3	0-0	.000	0-0	.000	0-0	.000	0	0	0	0.3	1	0	1	0	0	0	0.8
vs DePaul	12-10-09		2	0-0	.000	0-0	.000	0-0	.000	0	1	1	0.4	1	0	0	0	0	0	0.6
vs UCLA	12-12-09		1	0-0	.000	0-0	.000	0-0	.000	0	0	0	0.3	0	0	0	0	0	0	0.5
WRIGHT STATE	12-16-09		1	0-0	.000	0-0	.000	0-0	.000	0	0	0	0.3	0	0	0	0	0	0	0.4
vs Centenary	12-22-09		3	0-0	.000	0-0	.000	0-0	.000	0	0	0	0.3	0	0	1	0	0	0	0.4
MISS. VALLEY STATE	12-28-09		1	0-0	.000	0-0	.000	0-0	.000	0	0	0	0.2	0	0	1	0	0	0	0.3
Totals		0	15	1-1	1.000	1-1	1.000	0-0	.000	0	2	2	0.2	3	0	4	0	0	3	0.3

Games played: 9  
Minutes/game: 1.7  
Points/game: 0.3  
FG Pct: 100.0  
3FG Pct: 100.0

Rebounds/game: 0.2  
Turnovers/game: 0.4

**2009-2010 Mississippi State Basketball**  
**Mississippi State Individual Game-by-Game (as of Jan 14, 2010)**  
**All games**

**#21 Baxter Price**

Opponent	Date	gs	min	Total		3-Pointers		Free throws		Rebounds				pf	a	t/o	blk	stl	pts	avg
				fg-fga	pct	3fg-fga	pct	ft-fa	pct	off	def	tot	avg							
SE LOUISIANA	11-19-09		1	0-0	.000	0-0	.000	0-0	.000	0	0	0	0.0	0	0	0	0	0	0	0.0
BETHUNE-COOKMAN	11-21-09		1	0-0	.000	0-0	.000	0-0	.000	0	0	0	0.0	0	0	0	0	0	0	0.0
TEXAS-PAN AMERICAN	11-24-09		1	0-0	.000	0-0	.000	0-0	.000	0	0	0	0.0	0	0	0	0	0	0	0.0
ST. BONAVENTURE	12-05-09		2	0-0	.000	0-0	.000	0-0	.000	1	1	2	0.5	0	0	0	0	0	0	0.0
vs DePaul	12-10-09		1	1-1	1.000	0-0	.000	0-0	.000	0	0	0	0.4	0	0	0	0	0	2	0.4
vs UCLA	12-12-09		1	0-0	.000	0-0	.000	0-0	.000	0	0	0	0.3	0	0	0	0	1	0	0.3
WRIGHT STATE	12-16-09		1	0-0	.000	0-0	.000	0-0	.000	0	0	0	0.3	0	0	0	0	0	0	0.3
vs Centenary	12-22-09		2	0-2	.000	0-0	.000	0-0	.000	0	0	0	0.3	0	0	0	0	0	0	0.3
MISS. VALLEY STATE	12-28-09		1	0-0	.000	0-0	.000	0-0	.000	0	0	0	0.2	0	0	0	0	0	0	0.2
Totals		0	11	1-3	.333	0-0	.000	0-0	.000	1	1	2	0.2	0	0	0	0	1	2	0.2

Games played: 9  
Minutes/game: 1.2  
Points/game: 0.2  
FG Pct: 33.3

Rebounds/game: 0.2  
Steals/game: 0.1

**#22 Barry Stewart**

Opponent	Date	gs	min	Total		3-Pointers		Free throws		Rebounds				pf	a	t/o	blk	stl	pts	avg
				fg-fga	pct	3fg-fga	pct	ft-fa	pct	off	def	tot	avg							
RIDER	11-13-09	*	37	2-10	.200	2-7	.286	1-4	.250	1	2	3	3.0	3	3	0	0	0	7	7.0
SE LOUISIANA	11-19-09	*	32	4-11	.364	1-5	.200	4-4	1.000	0	3	3	3.0	1	1	0	0	1	13	10.0
BETHUNE-COOKMAN	11-21-09	*	31	3-6	.500	2-4	.500	2-2	1.000	0	1	1	2.3	1	4	1	1	0	10	10.0
TEXAS-PAN AMERICAN	11-24-09	*	31	5-10	.500	2-5	.400	0-0	.000	0	2	2	2.3	1	0	0	0	0	12	10.5
vs Richmond	11-27-09	*	35	4-10	.400	4-6	.667	1-2	.500	2	1	3	2.4	1	3	5	0	0	13	11.0
vs Old Dominion	11-28-09	*	34	3-10	.300	1-7	.143	3-3	1.000	0	3	3	2.5	1	3	0	0	0	10	10.8
ST. BONAVENTURE	12-05-09	*	33	6-12	.500	1-5	.200	0-0	.000	0	4	4	2.7	2	7	0	0	0	13	11.1
vs DePaul	12-10-09	*	30	3-10	.300	2-4	.500	4-5	.800	1	2	3	2.8	2	2	0	0	1	12	11.3
vs UCLA	12-12-09	*	37	2-11	.182	2-7	.286	0-0	.000	1	1	2	2.7	1	4	2	1	0	6	10.7
WRIGHT STATE	12-16-09	*	33	8-11	.727	5-7	.714	0-0	.000	0	3	3	2.7	2	1	1	0	2	21	11.7
at Houston	12-19-09	*	37	6-12	.500	1-4	.250	1-2	.500	1	4	5	2.9	3	0	3	0	1	14	11.9
vs Centenary	12-22-09	*	33	5-10	.500	2-6	.333	2-5	.400	2	2	4	3.0	3	5	0	1	1	14	12.1
MISS. VALLEY STATE	12-28-09	*	25	4-9	.444	2-5	.400	1-2	.500	2	3	5	3.2	0	2	0	0	1	11	12.0
at San Diego	12/31/09	*	31	1-6	.167	0-2	.000	0-0	.000	0	0	0	2.9	3	4	4	0	1	2	11.3
at WKU	01/04/10	*	38	4-13	.308	1-6	.167	0-2	.000	1	2	3	2.9	2	1	5	1	0	9	11.1
at Ole Miss	01/09/10	*	34	4-14	.286	3-6	.500	0-3	.000	0	5	5	3.1	1	2	0	0	0	11	11.1
ARKANSAS	01-14-10	*	34	4-10	.400	1-3	.333	3-4	.750	0	3	3	3.1	2	2	2	0	1	12	11.2
Totals		17	565	68-175	.389	32-89	.360	22-38	.579	11	41	52	3.1	29	44	23	4	9	190	11.2

Games played: 17  
Minutes/game: 33.2  
Points/game: 11.2  
FG Pct: 38.9  
3FG Pct: 36.0  
FT Pct: 57.9

Rebounds/game: 3.1  
Assists/game: 2.6  
Turnovers/game: 1.4  
Assist/turnover ratio: 1.9  
Steals/game: 0.5  
Blocks/game: 0.2



**2009-2010 Mississippi State Basketball**  
**Mississippi State Individual Game-by-Game (as of Jan 14, 2010)**  
**All games**

**#24 Kodi Augustus**

Opponent	Date	gs	min	Total		3-Pointers		Free throws		Rebounds				pf	a	t/o	blk	stl	pts	avg	
				fg-fga	pct	3fg-fga	pct	ft-fla	pct	off	def	tot	avg								
RIDER	11-13-09	*	15	4-9	.444	1-1	1.000	0-1	.000	2	3	5	5.0	4	0	1	1	0	9	9.0	
TEXAS-PAN AMERICAN	11-24-09		21	4-7	.571	1-1	1.000	0-0	.000	3	5	8	6.5	1	0	3	2	0	9	9.0	
vs Richmond	11-27-09	*	25	2-7	.286	1-2	.500	8-8	1.000	3	3	6	6.3	2	0	3	0	0	13	10.3	
vs Old Dominion	11-28-09	*	24	1-4	.250	0-1	.000	8-8	1.000	1	6	7	6.5	3	2	1	0	2	10	10.3	
ST. BONAVENTURE	12-05-09	*	24	4-5	.800	3-4	.750	6-8	.750	3	2	5	6.2	1	1	2	1	0	17	11.6	
vs DePaul	12-10-09	*	17	3-4	.750	2-3	.667	3-3	1.000	1	2	3	5.7	2	0	2	1	0	11	11.5	
vs UCLA	12-12-09	*	22	3-5	.600	1-2	.500	0-1	.000	0	2	2	5.1	2	0	2	0	0	7	10.9	
WRIGHT STATE	12-16-09	*	27	1-4	.250	1-4	.250	2-2	1.000	1	3	4	5.0	1	1	3	5	2	5	10.1	
at Houston	12-19-09	*	20	3-8	.375	1-2	.500	0-0	.000	5	11	16	6.2	2	0	4	0	0	7	9.8	
vs Centenary	12-22-09	*	23	2-6	.333	0-1	.000	1-2	.500	2	3	5	6.1	3	3	1	0	0	5	9.3	
MISS. VALLEY STATE	12-28-09	*	29	2-10	.200	2-6	.333	1-3	.333	1	3	4	5.9	1	3	0	0	1	7	9.1	
at San Diego	12/31/09	*	24	6-8	.750	3-3	1.000	2-5	.400	0	2	2	5.6	3	1	4	0	0	17	9.8	
at WKU	01/04/10	*	21	1-5	.200	1-4	.250	0-0	.000	2	1	3	5.4	2	0	2	0	0	3	9.2	
at Ole Miss	01/09/10	*	29	4-10	.400	1-4	.250	4-4	1.000	4	8	12	5.9	2	0	3	0	1	13	9.5	
ARKANSAS	01-14-10	*	22	2-6	.333	1-3	.333	2-2	1.000	1	8	9	6.1	4	1	3	2	0	7	9.3	
Totals			14	343	42-98	.429	19-41	.463	37-47	.787	29	62	91	6.1	33	12	34	12	6	140	9.3

Games played: 15  
Minutes/game: 22.9  
Points/game: 9.3  
FG Pct: 42.9  
3FG Pct: 46.3  
FT Pct: 78.7

Rebounds/game: 6.1  
Assists/game: 0.8  
Turnovers/game: 2.3  
Assist/turnover ratio: 0.4  
Steals/game: 0.4  
Blocks/game: 0.8

**#25 Phil Turner**

Opponent	Date	gs	min	Total		3-Pointers		Free throws		Rebounds				pf	a	t/o	blk	stl	pts	avg
				fg-fga	pct	3fg-fga	pct	ft-fa	pct	off	def	tot	avg							
RIDER	11-13-09		25	3-6	.500	2-3	.667	0-0	.000	2	3	5	5.0	2	1	3	0	1	8	8.0
SE LOUISIANA	11-19-09	*	34	3-12	.250	2-6	.333	2-2	1.000	3	11	14	9.5	1	3	3	2	1	10	9.0
BETHUNE-COOKMAN	11-21-09	*	22	4-7	.571	1-1	1.000	0-0	.000	2	3	5	8.0	3	2	0	1	2	9	9.0
TEXAS-PAN AMERICAN	11-24-09	*	22	2-5	.400	1-3	.333	0-0	.000	0	3	3	6.8	2	2	1	0	3	5	8.0
vs Richmond	11-27-09		23	2-8	.250	0-3	.000	0-0	.000	4	5	9	7.2	0	2	1	0	0	4	7.2
vs Old Dominion	11-28-09		26	1-2	.500	0-1	.000	0-0	.000	2	4	6	7.0	1	0	0	0	0	2	6.3
ST. BONAVENTURE	12-05-09		18	2-5	.400	0-1	.000	1-1	1.000	0	0	0	6.0	3	1	1	1	1	5	6.1
vs DePaul	12-10-09		20	1-6	.167	0-4	.000	0-0	.000	0	5	5	5.9	0	5	1	1	2	2	5.6
vs UCLA	12-12-09		17	2-6	.333	0-2	.000	2-2	1.000	0	3	3	5.6	1	0	0	0	3	6	5.7
WRIGHT STATE	12-16-09		16	0-3	.000	0-3	.000	3-4	.750	0	1	1	5.1	2	1	0	0	1	3	5.4
at Houston	12-19-09		21	1-3	.333	1-2	.500	2-2	1.000	0	4	4	5.0	1	0	0	0	1	5	5.4
vs Centenary	12-22-09		14	2-6	.333	0-1	.000	2-2	1.000	1	3	4	4.9	1	3	0	0	2	6	5.4
MISS. VALLEY STATE	12-28-09		19	3-5	.600	2-4	.500	4-4	1.000	3	5	8	5.2	1	2	1	0	2	12	5.9
at San Diego	12/31/09		17	3-7	.429	1-3	.333	2-2	1.000	1	1	2	4.9	4	0	2	0	1	9	6.1
at WKU	01/04/10		19	0-2	.000	0-0	.000	2-6	.333	2	4	6	5.0	1	0	2	0	1	2	5.9
at Ole Miss	01/09/10		11	0-0	.000	0-0	.000	2-2	1.000	1	2	3	4.9	0	0	1	0	0	2	5.6
ARKANSAS	01-14-10		19	1-1	1.000	1-1	1.000	3-4	.750	1	3	4	4.8	0	1	0	0	1	6	5.6
Totals		3	343	30-84	.357	11-38	.289	25-31	.806	22	60	82	4.8	23	23	16	5	22	96	5.6

Games played: 17  
Minutes/game: 20.2  
Points/game: 5.6  
FG Pct: 35.7  
3FG Pct: 28.9  
FT Pct: 80.6

Rebounds/game: 4.8  
Assists/game: 1.4  
Turnovers/game: 0.9  
Assist/turnover ratio: 1.4  
Steals/game: 1.3  
Blocks/game: 0.3

**2009-2010 Mississippi State Basketball**  
**Mississippi State Individual Game-by-Game (as of Jan 14, 2010)**  
**All games**

**#30 Wendell Lewis**

Opponent	Date	gs	min	Total		3-Pointers		Free throws		Rebounds				pf	a	t/o	blk	stl	pts	avg
				fg-fga	pct	3fg-fga	pct	ft-fa	pct	off	def	tot	avg							
RIDER	11-13-09		4	0-2	.000	0-0	.000	0-0	.000	1	0	1	1.0	1	0	0	0	0	0	0.0
SE LOUISIANA	11-19-09		7	1-3	.333	0-0	.000	0-0	.000	1	1	2	1.5	1	0	1	0	0	2	1.0
BETHUNE-COOKMAN	11-21-09		13	3-4	.750	0-0	.000	0-0	.000	2	3	5	2.7	1	0	0	0	0	6	2.7
TEXAS-PAN AMERICAN	11-24-09		9	1-1	1.000	0-0	.000	0-0	.000	0	1	1	2.3	0	0	1	0	0	2	2.5
vs Richmond	11-27-09		6	0-0	.000	0-0	.000	0-0	.000	1	2	3	2.4	2	0	0	0	0	0	2.0
vs Old Dominion	11-28-09		4	0-1	.000	0-0	.000	0-0	.000	0	0	0	2.0	0	0	0	0	0	0	1.7
ST. BONAVENTURE	12-05-09		15	2-4	.500	0-0	.000	3-4	.750	1	4	5	2.4	0	0	0	3	0	7	2.4
vs DePaul	12-10-09		14	0-1	.000	0-0	.000	0-2	.000	1	3	4	2.6	3	0	3	0	0	0	2.1
vs UCLA	12-12-09		6	2-2	1.000	0-0	.000	0-0	.000	1	0	1	2.4	1	0	1	0	0	4	2.3
WRIGHT STATE	12-16-09		5	2-2	1.000	0-0	.000	0-0	.000	1	1	2	2.4	0	0	0	0	0	4	2.5
at Houston	12-19-09		4	0-0	.000	0-0	.000	1-2	.500	1	1	2	2.4	0	0	1	1	0	1	2.4
vs Centenary	12-22-09		8	1-1	1.000	0-0	.000	0-0	.000	0	1	1	2.3	0	0	1	1	0	2	2.3
MISS. VALLEY STATE	12-28-09		10	1-2	.500	0-0	.000	0-0	.000	1	0	1	2.2	1	0	0	0	0	2	2.3
at San Diego	12/31/09		10	2-2	1.000	0-0	.000	0-0	.000	0	2	2	2.1	2	0	0	0	0	4	2.4
at WKU	01/04/10		3	0-0	.000	0-0	.000	0-0	.000	0	1	1	2.1	0	0	0	0	0	0	2.3
ARKANSAS	01-14-10		3	0-2	.000	0-0	.000	0-0	.000	2	0	2	2.1	0	0	0	0	0	0	2.1
Totals		0	121	15-27	.556	0-0	.000	4-8	.500	13	20	33	2.1	12	0	8	5	0	34	2.1

Games played: 16  
Minutes/game: 7.6  
Points/game: 2.1  
FG Pct: 55.6  
FT Pct: 50.0

Rebounds/game: 2.1  
Turnovers/game: 0.5  
Blocks/game: 0.3

**#32 Jarvis Varnado**

Opponent	Date	gs	min	Total		3-Pointers		Free throws		Rebounds				pf	a	t/o	blk	stl	pts	avg
				fg-fga	pct	3fg-fga	pct	ft-fa	pct	off	def	tot	avg							
RIDER	11-13-09	*	36	8-8	1.000	0-0	.000	6-8	.750	2	12	14	14.0	3	2	4	7	0	22	22.0
SE LOUISIANA	11-19-09	*	30	6-8	.750	0-0	.000	8-10	.800	3	6	9	11.5	1	2	2	8	3	20	21.0
BETHUNE-COOKMAN	11-21-09	*	31	4-11	.364	0-0	.000	2-5	.400	2	8	10	11.0	0	2	1	4	0	10	17.3
TEXAS-PAN AMERICAN	11-24-09	*	27	6-8	.750	0-0	.000	0-2	.000	4	11	15	12.0	2	1	0	8	1	12	16.0
vs Richmond	11-27-09	*	23	2-6	.333	0-0	.000	4-4	1.000	4	2	6	10.8	4	0	1	1	0	8	14.4
vs Old Dominion	11-28-09	*	19	6-7	.857	0-0	.000	3-5	.600	4	2	6	10.0	2	0	1	5	0	15	14.5
ST. BONAVENTURE	12-05-09	*	21	5-7	.714	0-0	.000	4-5	.800	0	8	8	9.7	1	1	2	4	3	14	14.4
vs DePaul	12-10-09	*	26	4-5	.800	0-0	.000	4-6	.667	7	7	14	10.3	0	0	2	3	1	12	14.1
vs UCLA	12-12-09	*	34	5-11	.455	0-0	.000	3-6	.500	2	9	11	10.3	2	0	1	7	0	13	14.0
WRIGHT STATE	12-16-09	*	30	6-6	1.000	0-0	.000	5-8	.625	2	6	8	10.1	1	0	4	6	0	17	14.3
at Houston	12-19-09	*	34	3-11	.273	0-0	.000	7-17	.412	6	11	17	10.7	3	0	1	5	1	13	14.2
vs Centenary	12-22-09	*	24	2-5	.400	0-0	.000	4-4	1.000	2	7	9	10.6	1	1	1	4	0	8	13.7
MISS. VALLEY STATE	12-28-09	*	20	3-4	.750	0-0	.000	4-4	1.000	0	7	7	10.3	4	2	0	7	0	10	13.4
at San Diego	12/31/09	*	27	8-9	.889	0-0	.000	7-7	1.000	2	15	17	10.8	4	1	2	2	0	23	14.1
at WKU	01/04/10	*	37	7-10	.700	0-0	.000	3-6	.500	2	10	12	10.9	4	1	3	3	2	17	14.3
at Ole Miss	01/09/10	*	36	2-7	.286	0-0	.000	5-8	.625	2	10	12	10.9	3	1	4	6	1	9	13.9
ARKANSAS	01-14-10	*	35	7-13	.538	0-0	.000	3-4	.750	5	7	12	11.0	1	1	1	10	1	17	14.1
Totals		17	490	84-136	.618	0-0	.000	72-109	.661	49	138	187	11.0	36	15	30	90	13	240	14.1

Games played: 17  
Minutes/game: 28.8  
Points/game: 14.1  
FG Pct: 61.8  
FT Pct: 66.1

Rebounds/game: 11.0  
Assists/game: 0.9  
Turnovers/game: 1.8  
Assist/turnover ratio: 0.5  
Steals/game: 0.8  
Blocks/game: 5.3

**2009-2010 Mississippi State Basketball**  
**Mississippi State Individual Game-by-Game (as of Jan 14, 2010)**  
**All games**

**#45 Elgin Bailey**

Opponent	Date	gs	min	Total		3-Pointers		Free throws		Rebounds				pf	a	t/o	blk	stl	pts	avg
				fg-fga	pct	3fg-fga	pct	ft-fa	pct	off	def	tot	avg							
SE LOUISIANA	11-19-09		3	0-1	.000	0-0	.000	0-0	.000	0	0	0	0.0	0	0	0	0	0	0	0.0
TEXAS-PAN AMERICAN	11-24-09		4	0-1	.000	0-0	.000	1-4	.250	0	0	0	0.0	0	0	1	1	0	1	0.5
vs Richmond	11-27-09		4	0-1	.000	0-0	.000	0-0	.000	0	0	0	0.0	1	0	0	0	0	0	0.3
vs Old Dominion	11-28-09		6	0-1	.000	0-0	.000	0-1	.000	0	0	0	0.0	1	0	0	0	0	0	0.3
Totals		0	17	0-4	.000	0-0	.000	1-5	.200	0	0	0	0.0	2	0	1	1	0	1	0.3

Games played: 4  
Minutes/game: 4.3  
Points/game: 0.3  
FG Pct: 0.0  
FT Pct: 20.0

Turnovers/game: 0.3  
Blocks/game: 0.3

**#50 John Riek**

Opponent	Date	gs	min	Total		3-Pointers		Free throws		Rebounds				pf	a	t/o	blk	stl	pts	avg
				fg-fga	pct	3fg-fga	pct	ft-fa	pct	off	def	tot	avg							
WRIGHT STATE	12-16-09		1	0-0	.000	0-0	.000	0-0	.000	0	0	0	0.0	0	0	0	0	0	0	0.0
vs Centenary	12-22-09		8	2-3	.667	0-0	.000	2-2	1.000	4	3	7	3.5	1	0	3	0	0	6	3.0
MISS. VALLEY STATE	12-28-09		11	1-3	.333	0-0	.000	2-4	.500	4	1	5	4.0	2	0	0	3	0	4	3.3
at Ole Miss	01/09/10		4	0-0	.000	0-0	.000	0-0	.000	0	1	1	3.3	3	0	0	1	0	0	2.5
ARKANSAS	01-14-10		1	0-0	.000	0-0	.000	0-0	.000	0	0	0	2.6	0	0	0	0	0	0	2.0
Totals		0	25	3-6	.500	0-0	.000	4-6	.667	8	5	13	2.6	6	0	3	4	0	10	2.0

Games played: 5  
Minutes/game: 5.0  
Points/game: 2.0  
FG Pct: 50.0  
FT Pct: 66.7

Rebounds/game: 2.6  
Turnovers/game: 0.6  
Blocks/game: 0.8

**#TM TEAM**

Opponent	Date	gs	min	Total		3-Pointers		Free throws		Rebounds				pf	a	t/o	blk	stl	pts	avg
				fg-fga	pct	3fg-fga	pct	ft-fa	pct	off	def	tot	avg							
RIDER	11-13-09		0	0-0	.000	0-0	.000	0-0	.000	2	1	3	3.0	0	0	0	0	0	0	0.0
SE LOUISIANA	11-19-09		0	0-0	.000	0-0	.000	0-0	.000	2	3	5	4.0	0	0	1	0	0	0	0.0
BETHUNE-COOKMAN	11-21-09		0	0-0	.000	0-0	.000	0-0	.000	1	1	2	3.3	0	0	0	0	0	0	0.0
TEXAS-PAN AMERICAN	11-24-09		0	0-0	.000	0-0	.000	0-0	.000	1	2	3	3.3	0	0	0	0	0	0	0.0
vs Richmond	11-27-09		0	0-0	.000	0-0	.000	0-0	.000	2	1	3	3.2	0	0	0	0	0	0	0.0
vs Old Dominion	11-28-09		0	0-0	.000	0-0	.000	0-0	.000	0	3	3	3.2	0	0	2	0	0	0	0.0
ST. BONAVENTURE	12-05-09		0	0-0	.000	0-0	.000	0-0	.000	2	0	2	3.0	0	0	0	0	0	0	0.0
vs DePaul	12-10-09		0	0-0	.000	0-0	.000	0-0	.000	1	2	3	3.0	0	0	0	0	0	0	0.0
vs UCLA	12-12-09		0	0-0	.000	0-0	.000	0-0	.000	1	3	4	3.1	0	0	0	0	0	0	0.0
WRIGHT STATE	12-16-09		0	0-0	.000	0-0	.000	0-0	.000	1	2	3	3.1	0	0	0	0	0	0	0.0
at Houston	12-19-09		0	0-0	.000	0-0	.000	0-0	.000	1	1	2	3.0	0	0	0	0	0	0	0.0
vs Centenary	12-22-09		0	0-0	.000	0-0	.000	0-0	.000	0	2	2	2.9	0	0	0	0	0	0	0.0
MISS. VALLEY STATE	12-28-09		0	0-0	.000	0-0	.000	0-0	.000	0	5	5	3.1	0	0	0	0	0	0	0.0
at San Diego	12/31/09		0	0-0	.000	0-0	.000	0-0	.000	2	1	3	3.1	0	0	0	0	0	0	0.0
at WKU	01/04/10		0	0-0	.000	0-0	.000	0-0	.000	0	2	2	3.0	0	0	0	0	0	0	0.0
at Ole Miss	01/09/10		0	0-0	.000	0-0	.000	0-0	.000	3	4	7	3.3	0	0	0	0	0	0	0.0
ARKANSAS	01-14-10		0	0-0	.000	0-0	.000	0-0	.000	0	1	1	3.1	0	0	1	0	0	0	0.0
Totals		0	0	0-0	.000	0-0	.000	0-0	.000	19	34	53	3.1	0	0	4	0	0	0	0.0

Games played: 17

Rebounds/game: 3.1  
Turnovers/game: 0.2

## 2008-09 Mississippi State Basketball Individual Career History

### Kodi Augustus

			Total		3-Point		F-Throws		Rebounds											Scoring	
Season	gp-gs	min/avg	fg-fga	pct	fg-fga	pct	ft-fta	pct	off	def	tot	avg	pf	fo	ast	to	blk	stl	pts	avg	
2007-08	11-0	52/4.7	5-13	.385	2-7	.286	4-7	.571	3	9	12	1.1	8	0	2	7	3	1	16	1.5	
2008-09	25-9	328/13.1	52-108	.481	10-31	.323	42-53	.792	30	56	86	3.4	38	1	8	33	7	7	156	6.2	
2009-10	15-14	343/22.9	42-98	.429	19-41	.463	37-47	.787	29	62	91	6.1	33	0	12	34	12	6	140	9.3	
TOTAL	51-23	723/14.2	99-219	.452	31-79	.392	83-107	.776	62	127	189	3.7	79	1	22	74	22	14	312	6.1	

### Elgin Bailey

			Total		3-Point		F-Throws		Rebounds											Scoring	
Season	gp-gs	min/avg	fg-fga	pct	fg-fga	pct	ft-fta	pct	off	def	tot	avg	pf	fo	ast	to	blk	stl	pts	avg	
2007-08	31-0	212/6.8	18-38	.474	0-0	.000	16-41	.390	20	26	46	1.5	43	0	1	16	8	4	52	1.7	
2008-09	27-0	290/10.7	39-89	.438	0-0	.000	28-46	.609	21	43	64	2.4	44	1	6	32	26	16	106	3.9	
2009-10	4-0	17/4.3	0-4	.000	0-0	.000	1-5	.200	0	0	0	0.0	2	0	0	1	1	0	1	0.3	
TOTAL	62-0	519/8.4	57-131	.435	0-0	.000	45-92	.489	41	69	110	1.8	89	1	7	49	35	20	159	2.6	

### Riley Benock

			Total		3-Point		F-Throws		Rebounds											Scoring	
Season	gp-gs	min/avg	fg-fga	pct	fg-fga	pct	ft-fta	pct	off	def	tot	avg	pf	fo	ast	to	blk	stl	pts	avg	
2007-08	28-0	228/8.1	15-37	.405	14-33	.424	5-8	.625	2	17	19	0.7	16	0	22	16	4	4	49	1.8	
2008-09	36-0	409/11.4	26-67	.388	21-56	.375	8-12	.667	5	27	32	0.9	35	1	25	17	2	16	81	2.3	
2009-10	17-0	206/12.1	12-28	.429	10-25	.400	0-1	.000	0	14	14	0.8	10	0	16	13	2	11	34	2.0	
TOTAL	81-0	843/10.4	53-132	.402	45-114	.395	13-21	.619	7	58	65	0.8	61	1	63	46	8	31	164	2.0	

### Brandon Bolen

			Total		3-Point		F-Throws		Rebounds											Scoring	
Season	gp-gs	min/avg	fg-fga	pct	fg-fga	pct	ft-fta	pct	off	def	tot	avg	pf	fo	ast	to	blk	stl	pts	avg	
2007-08	9-0	12/1.3	0-2	.000	0-1	.000	1-2	.500	1	3	4	0.4	1	0	0	3	0	0	1	0.1	
2008-09	13-0	23/1.8	1-4	.250	0-0	.000	0-0	.000	0	1	1	0.1	0	0	1	0	0	2	2	0.2	
TOTAL	22-0	35/1.6	1-6	.167	0-1	.000	1-2	.500	1	4	5	0.2	1	0	1	3	0	2	3	0.1	

### Dee Bost

			Total		3-Point		F-Throws		Rebounds											Scoring	
Season	gp-gs	min/avg	fg-fga	pct	fg-fga	pct	ft-fta	pct	off	def	tot	avg	pf	fo	ast	to	blk	stl	pts	avg	
2008-09	36-36	1137/31.6	108-307	.352	54-161	.335	122-170	.718	27	102	129	3.6	81	2	156	102	1	52	392	10.9	
2009-10	17-17	569/33.5	59-156	.378	32-83	.386	55-75	.733	7	75	82	4.8	28	1	93	54	4	22	205	12.1	
TOTAL	53-53	1706/32.2	167-463	.361	86-244	.352	177-245	.722	34	177	211	4.0	109	3	249	156	5	74	597	11.3	

### Ravern Johnson

			Total		3-Point		F-Throws		Rebounds											Scoring	
Season	gp-gs	min/avg	fg-fga	pct	fg-fga	pct	ft-fta	pct	off	def	tot	avg	pf	fo	ast	to	blk	stl	pts	avg	
2007-08	29-0	187/6.4	31-65	.477	7-24	.292	4-10	.400	10	20	30	1.0	10	0	10	12	4	3	73	2.5	
2008-09	36-36	1099/30.5	156-362	.431	83-210	.395	39-46	.848	30	80	110	3.1	49	0	40	55	18	14	434	12.1	
2009-10	17-17	491/28.9	90-170	.529	53-107	.495	11-19	.579	11	50	61	3.6	18	0	11	21	11	8	244	14.4	
TOTAL	82-53	1777/21.7	277-597	.464	143-341	.419	54-75	.720	51	150	201	2.5	77	0	61	88	33	25	751	9.2	

### Wendell Lewis

			Total		3-Point		F-Throws		Rebounds											Scoring	
Season	gp-gs	min/avg	fg-fga	pct	fg-fga	pct	ft-fta	pct	off	def	tot	avg	pf	fo	ast	to	blk	stl	pts	avg	
2009-10	16-0	121/7.6	15-27	.556	0-0	.000	4-8	.500	13	20	33	2.1	12	0	0	8	5	0	34	2.1	
TOTAL	16-0	121/7.6	15-27	.556	0-0	.000	4-8	.500	13	20	33	2.1	12	0	0	8	5	0	34	2.1	

## 2008-09 Mississippi State Basketball Individual Career History

### Taylor Luczak

Season	gp-gs	min/avg	Total		3-Point		F-Throws		Rebounds				pf	fo	ast	to	blk	stl	Scoring	
			fg-fga	pct	fg-fga	pct	ft-fta	pct	off	def	tot	avg							pts	avg
2008-09	10-0	13/1.3	2-4	.500	0-1	.000	0-0	.000	1	2	3	0.3	2	0	0	1	0	0	4	0.4
2009-10	9-0	15/1.7	1-1	1.000	1-1	1.000	0-0	.000	0	2	2	0.2	3	0	0	4	0	0	3	0.3
TOTAL	19-0	28/1.5	3-5	.600	1-2	.500	0-0	.000	1	4	5	0.3	5	0	0	5	0	0	7	0.4

### Romero Osby

Season	gp-gs	min/avg	Total		3-Point		F-Throws		Rebounds				pf	fo	ast	to	blk	stl	Scoring	
			fg-fga	pct	fg-fga	pct	ft-fta	pct	off	def	tot	avg							pts	avg
2008-09	36-0	452/12.6	51-118	.432	8-28	.286	39-58	.672	28	66	94	2.6	53	1	12	28	12	8	149	4.1
2009-10	16-0	191/11.9	29-52	.558	8-16	.500	17-25	.680	13	31	44	2.8	17	0	9	20	5	2	83	5.2
TOTAL	52-0	643/12.4	80-170	.471	16-44	.364	56-83	.675	41	97	138	2.7	70	1	21	48	17	10	232	4.5

### Charles Parker

Season	gp-gs	min/avg	Total		3-Point		F-Throws		Rebounds				pf	fo	ast	to	blk	stl	Scoring	
			fg-fga	pct	fg-fga	pct	ft-fta	pct	off	def	tot	avg							pts	avg
2009-10	9-0	13/1.4	1-5	.200	0-2	.000	0-1	.000	0	1	1	0.1	2	0	0	2	0	0	2	0.2
TOTAL	9-0	13/1.4	1-5	.200	0-2	.000	0-1	.000	0	1	1	0.1	2	0	0	2	0	0	2	0.2

### Baxter Price

Season	gp-gs	min/avg	Total		3-Point		F-Throws		Rebounds				pf	fo	ast	to	blk	stl	Scoring	
			fg-fga	pct	fg-fga	pct	ft-fta	pct	off	def	tot	avg							pts	avg
2009-10	9-0	11/1.2	1-3	.333	0-0	.000	0-0	.000	1	1	2	0.2	0	0	0	0	0	1	2	0.2
TOTAL	9-0	11/1.2	1-3	.333	0-0	.000	0-0	.000	1	1	2	0.2	0	0	0	0	0	1	2	0.2

### John Riek

Season	gp-gs	min/avg	Total		3-Point		F-Throws		Rebounds				pf	fo	ast	to	blk	stl	Scoring	
			fg-fga	pct	fg-fga	pct	ft-fta	pct	off	def	tot	avg							pts	avg
2009-10	5-0	25/5.0	3-6	.500	0-0	.000	4-6	.667	8	5	13	2.6	6	0	0	3	4	0	10	2.0
TOTAL	5-0	25/5.0	3-6	.500	0-0	.000	4-6	.667	8	5	13	2.6	6	0	0	3	4	0	10	2.0

### Renardo Sidney

### Shaun Smith

### Barry Stewart

Season	gp-gs	min/avg	Total		3-Point		F-Throws		Rebounds				pf	fo	ast	to	blk	stl	Scoring	
			fg-fga	pct	fg-fga	pct	ft-fta	pct	off	def	tot	avg							pts	avg
2006-07	35-0	848/24.2	96-240	.400	68-174	.391	82-107	.766	28	83	111	3.2	51	0	43	27	5	32	342	9.8
2007-08	34-34	1214/35.7	129-337	.383	62-186	.333	71-102	.696	46	111	157	4.6	80	2	88	78	4	44	391	11.5
2008-09	36-36	1138/31.6	126-343	.367	72-197	.365	121-156	.776	28	107	135	3.8	84	2	66	66	10	46	445	12.4
2009-10	17-17	565/33.2	68-175	.389	32-89	.360	22-38	.579	11	41	52	3.1	29	0	44	23	4	9	190	11.2
TOTAL	122-87	3765/30.9	419-1095	.383	234-646	.362	296-403	.734	113	342	455	3.7	244	4	241	194	23	131	1368	11.2



## 2008-09 Mississippi State Basketball Individual Career History

### Phil Turner

Season	gp-gs	min/avg	Total		3-Point		F-Throws		Rebounds				pf	fo	ast	to	blk	stl	Scoring	
			fg-fga	pct	fg-fga	pct	ft-fta	pct	off	def	tot	avg							pts	avg
2007-08	30-11	498/16.6	41-124	.331	24-79	.304	15-27	.556	18	66	84	2.8	43	1	25	28	10	26	121	4.0
2008-09	36-27	863/24.0	101-220	.459	46-122	.377	57-73	.781	49	149	198	5.5	72	0	57	51	18	46	305	8.5
2009-10	17-3	343/20.2	30-84	.357	11-38	.289	25-31	.806	22	60	82	4.8	23	0	23	16	5	22	96	5.6
TOTAL	83-41	1704/20.5	172-428	.402	81-239	.339	97-131	.740	89	275	364	4.4	138	1	105	95	33	94	522	6.3

### Jarvis Varnado

Season	gp-gs	min/avg	Total		3-Point		F-Throws		Rebounds				pf	fo	ast	to	blk	stl	Scoring	
			fg-fga	pct	fg-fga	pct	ft-fta	pct	off	def	tot	avg							pts	avg
2006-07	35-13	473/13.5	75-116	.647	0-1	.000	24-45	.533	61	85	146	4.2	74	1	11	19	67	12	174	5.0
2007-08	34-34	968/28.5	109-170	.641	1-2	.500	50-100	.500	75	189	264	7.8	99	5	18	41	157	18	269	7.9
2008-09	36-36	1012/28.1	180-328	.549	0-1	.000	104-159	.654	103	214	317	8.8	83	2	28	60	170	22	464	12.9
2009-10	17-17	490/28.8	84-136	.618	0-0	.000	72-109	.661	49	138	187	11.0	36	0	15	30	90	13	240	14.1
TOTAL	122-100	2943/24.1	448-750	.597	1-4	.250	250-413	.605	288	626	914	7.5	292	8	72	150	484	65	1147	9.4