



Mississippi State Bulldogs (12-4, 3-1) vs. No. 5 Kentucky Wildcats (15-2, 5-0)

Basketball Media Relations

55 Bailey Howell Drive, Mississippi State, MS 39762

GREGG ELLIS, Primary Contact

(W) 662.325.3595 | (C) 662.322.0145 | gellis@athletics.msstate.edu

Twitter: @msusportsgregg & @HailStateMBK | www.hailstate.com

MORGAN MACGUIRE, Secondary Contact

(C) 719.660.2039 | mmacguire@athletics.msstate.edu

Twitter: @morgsmac

SERIES INFORMATION

Series: 93-20, Kentucky

Home: 34-12, Kentucky

Away: 47-5, Kentucky

Neutral: 12-3, Kentucky

Last Meeting: Kentucky, 80-74 (1-12-16)

Mississippi State Coach: Ben Howland

MSU Record: 26-21, 2nd year

Career Record: 427-227, 21st year

vs. Kentucky: 1-2

Kentucky Coach: John Calipari

Kentucky Record: 232-49, 8th year

Career Record: 634-187, 25th year



GAME INFORMATION

When: Tuesday, Jan. 17, 2017

Time: 6 p.m.

Location: Starkville, MS

Arena: Humphrey Coliseum

TV: ESPN

PxP: Brent Musburger

Analyst: Sean Farnham

Sideline: Kaylee Hartung

MSU Radio Network:

PxP: Jim Ellis

Analyst: Richard Williams

Sirius/XM: 134/191

Projected Starting 5



1 Lamar Peters

6-0 | 185 | Fr. | G
New Orleans, LA

PPG: _____ 10.4

APG: _____ 2.9

FG%: _____ 42.2

FT%: _____ 84.6



4 Mario Kegler

6-7 | 230 | Fr. | G
Jackson, MS

PPG: _____ 9.2

RPG: _____ 5.5

FG%: _____ 39.1

FT%: _____ 60.4



11 Quindary Weatherspoon

6-4 | 205 | So. | G
Canton, MS

PPG: _____ 17.9

RPG: _____ 4.7

FG%: _____ 49.7

FT%: _____ 80.6



34 Schnider Herard

6-10 | 250 | Fr. | F
Port-au-Prince Haiti

PPG: _____ 4.3

RPG: _____ 4.9

FG%: _____ 54.5

FT%: _____ 75.0



35 Aric Holman

6-10 | 222 | So. | F
Owensboro, KY

PPG: _____ 10.4

RPG: _____ 6.8

FG%: _____ 52.6

FT%: _____ 71.2

WHAT TO NOTE AS MSU PLAYS KENTUCKY . . .

- **Quindary Weatherspoon** was named the SEC player of the week on Monday.
- After Mississippi State won three-straight against Kentucky from 2007-09, the Wildcats have won the last nine, two decided in overtime.
- The last time UK won 10 or more straight in this series was from 1967-75 (17).
- MSU enters the contest having won three-consecutive SEC games for the first time since 2011 and is 3-1 for the first time since 2010. The Bulldogs' last 4-1 league start came in 2009.
- Mississippi State forced a season-high 22 turnovers against Texas A&M, marking the 13th time opponents have totaled 12 or more and the second time 20-plus (Oregon State, 21).
- Four times this year, MSU has rallied from deficits of 10 points or more.
- Against Texas A&M, freshman forward **Schnider Herard** scored a career-high 16 points.
- MSU beat the Aggies despite a season-low 23 rebounds and TAMU winning the boards, 38-23.
- The Bulldogs limited Texas A&M to a season-low one 3-pointer, the first time an opponent had just one trey since Arkansas at the Hump on Feb. 9, 2016.
- KenPom.com has MSU as the second-least experienced team of all 351 DI programs, UK fifth.
- When is Mississippi State successful? When outrebounding foes (9-0), shooting 45 percent or better (10-0) and winning or being tied at the half (11-0).
- Of current SEC players, **I.J. Ready** is 11th with 830 points, third with 140 steals and second with 355 assists.
- **I.J. Ready** is third in the SEC with his 2.6 assist/turnover ratio (46th nationally), while his 5.1 assists are second. He now has 355 assists for his career, now the 8th most in school history, while his 140 steals are tied with Darryl Wilson for the 10th most in school history.
- Sophomore guard **Quindary Weatherspoon** is fourth in the SEC with his 17.9 scoring clip. MSU hasn't had a player average 18-plus since Darryl Wilson in 1996 (18.0).
- Sophomore forward **Aric Holman** leads the Bulldogs with 37 blocked shots, the most in a single season since Jarvis Varnado had 170 in 2010.

2016-17 MISSISSIPPI STATE SCHEDULE/RESULTS

NOVEMBER

11	NORFOLK STATE (SECN+)	W, 78-74
	<i>CHARLESTON CLASSIC</i>	
17	vs. Central Florida (ESPN2)	L, 86-61
18	vs. Boise State (ESPN3)	W, 80-68
20	vs. UTEP (ESPN3)	W, 61-54
25	LEHIGH (SECN+)	L, 87-73
28	NORTHWESTERN STATE (SECN)	W, 65-59

DECEMBER

1	OREGON STATE (ESPNU)	W, 74-57
4	GEORGIA STATE (SECN+)	W, 82-60
14	ETSU (SECN)	L, 67-65
19	Southern Miss (ESPNU) ^	W, 86-44
22	MOREHEAD STATE (SECN)	W, 85-76
29	UMKC (SECN+)	W, 77-54

JANUARY

3	ALABAMA (SECN)	L, 68-58
7	at LSU (SECN)	W, 95-78
10	at Arkansas (SECN)	W, 84-78
14	TEXAS A&M (CBS)	W, 67-59
17	KENTUCKY (ESPN)	6 p.m.
21	at Tennessee (SECN)	5 p.m.
25	MISSOURI (SECN)	6 p.m.
28	at Alabama (SECN)	5 p.m.
31	at Ole Miss (SECN)	6 p.m.

FEBRUARY

4	TENNESSEE (SECN)	2:30 p.m.
7	at Auburn (SECN)	8 p.m.
11	SOUTH CAROLINA (ESPNU)	7 p.m.
14	at Georgia (ESPNU)	8 p.m.

18	FLORIDA (ESPN/2)	1 p.m.
21	OLE MISS (ESPN2)	8 p.m.
25	at Vanderbilt (ESPNU)	3 p.m.
28	at South Carolina (ESPNU)	6 p.m.

MARCH

4	LSU (SECN)	5 p.m.
	<i>2017 SEC Tournament</i>	
8-12	SEC Tournament (SECN, ESPNU, ABC)	TBA

^ - Jackson, Miss (Mississippi Coliseum)

! - Nashville (Bridgestone Arena)

2016-17 MISSISSIPPI STATE NUMERICAL ROSTER

No.	Name	Pos.	Ht.	Wt.	Yr.	Exp.	Hometown
1	Lamar Peters	G	6-0	188	Fr.	HS	New Orleans, LA (Landry-Walker HS)
2	Eli Wright	G	6-4	203	Fr.	HS	Owensboro, KY (22 Feet Academy)
3	Xavian Stapleton	G	6-6	207	So.	TR	Flora, MS (Louisiana Tech)
4	Mario Kegler	G	6-7	220	Fr.	HS	Jackson, MS (Oak Hill Academy)
5	Joe Strugg	F	6-9	196	RFr.	HS	Montgomery, AL (G.W. Carver HS)
11	Quinnndary Weatherspoon	G	6-4	205	So.	1L	Canton, MS (Velma Jackson HS)
12	Drew Davis	G	5-10	172	Jr.	HS	Atlanta, GA (Ft. Walton Beach HS)
13	Nick Singleton	G	6-5	194	So.	TR	Decatur, GA (Kennesaw State)
15	I.J. Ready	G	5-11	166	Sr.	3L	Rixey, AR (Park View Magnet)
20	Miles Washington	C	6-7	202	Fr.	HS	New Albany, MS (New Albany HS)
23	Tyson Carter	G	6-4	167	Fr.	HS	Starkville, MS (Starkville HS)
34	Schnider Herard	F	6-10	250	Fr.	HS	Port-au-Prince (Prestonwood Christian)
35	Aric Holman	F	6-10	222	So.	1L	Owensboro, KY (Owensboro HS)
45	E.J. Datcher	C	6-9	240	Fr.	HS	Harpersville, AL (Vincent HS)

Head Coach:	Ben Howland (Weber State, 1979; 2nd year)
Assistant Coaches:	George Brooks (Mississippi State, 1997; 7th year) Korey McCray (Mercer, 2001; 2nd year) Ernie Zeigler (Cleary College, 1994; 2nd year)
Director of Basketball Operations:	Michael Moynihan
Director of Basketball Performance:	David Deets
Graduate Assistant Coaches:	Alfred Aboya Bo Rodriguez Jalen Courtney
VIDEO:	
TRAINER:	Ryan Dotson

2016-17 A-Z Roster

No.	Name	Yr.
32	Carter, Tyson	Fr.
45	Datcher, EJ	Fr.
12	Davis, Drew	Jr.
34	Herard, Schnider	Fr.
35	Holman, Aric	So.
4	Kegler, Mario	Fr.
1	Peters, Lamar	Fr.
15	Ready, I.J.	Sr.
13	Singleton, Nick	So.
3	Stapleton, Xavian	R-So.
5	Strugg, Joe	R-Fr.
20	Washington, Miles	Fr.
11	Weatherspoon, Quinnndary	So.
2	Wright, Eli	Fr.

By State/Country

Alabama (2)		
45	Datcher, EJ	Fr.
5	Strugg, Joe	R-Fr.
Arkansas (1)		
15	Ready, I.J.	Sr.
Georgia (2)		
12	Davis, Drew	Jr.
13	Singleton, Nick	So.
Kentucky (2)		
35	Holman, Aric	So.
2	Wright, Eli	Fr.
Louisiana (1)		
1	Peters, Lamar	Fr.
Mississippi (5)		
23	Carter, Tyson	Fr.
4	Kegler, Mario	Fr.
3	Stapleton, Xavian	R-So.
20	Washington, Miles	Fr.
11	Weatherspoon, Quinnndary	So.
Haiti (1)		
34	Herard, Schnider	Fr.

PRONUNCIATION GUIDE

ARIC HOLEMAN: ERIC
 QUINNNDARY WEATHERSPOON: QUINN-DARE-EE
 XAVIAN STAPLETON: ZAY-VEE-AWN
 SCHNIDER HERARD: SCHNI-DER HER-RARD

GENERAL INFORMATION

Location: Starkville, MS
 Founded: February 28, 1878
 Enrollment: 21,622
 Conference: SEC
 Nickname: Bulldogs
 Colors: Maroon & White
 Arena: Humphrey Coliseum (10,500)
 President: Dr. Mark E. Keenum
 Athletics Director: John Cohen
 Web Site: www.hailstate.com
 Twitter: @HailStateMBK
 Hashtag #HailState

BASKETBALL HISTORY

First Year of Basketball: 1908-09
 All-Time Record: 1,373-1,163/105 years
 All-Time SEC Record: 574-750
 Total Number of Head Coaches: 20
 Humphrey Coliseum Record: 425-174
 20-Win Seasons: 17
 NCAA Tournament Appearances: 10 (11-10)
 NCAA Tournament Final Fours: 1 (1996)
 NIT Appearances: 8 (7-8)
 NIT Final Fours: 1 (2007)
 SEC Championships: 6
 (2004, 1991, 1963, 1962, 1961, 1959)
 SEC Tournament Championships: 3
 (2009, 2002 and 1996)
 SEC Tournament Record: 29-53
 SEC Western Division Titles: 7
 (2010, 2008, 2007, 2004, 2003, 1996, 1995)

TEAM INFORMATION

2015-16 Overall Record 14-17
 2015-16 SEC Record 7-11, 11th
 National Ranking: n/a
 Starters Returning/Lost: 2/3
 Letterwinners Returning/Lost: 3/10
 Newcomers: 12
 Roster (Sr./Jr./So./Fr.): (1/1/4/9)

MEDIA INFORMATION

Credentials

■Media members may obtain both season credentials and game-by-game passes by contacting Gregg Ellis at 662-325-3595.

SEC Teleconference

■The SEC's weekly teleconference is every Monday and will be coordinated through the SEC media relations office. To participate, contact Craig Pinkerton of the SEC at 205-458-3038. Ben Howland is scheduled for 11:17 a.m. CT.



Media On Twitter

Michael Bonner, Clarion Ledger
 @MikeBBonner
 David Brandt, Associated Press
 @davidbrandtAP
 Bob Carskadon, HailState Beat
 @bobcarskadon
 Joel Coleman, Starkville Daily News
 @JoelTColeman
 Robbie Faulk, 24/7 Sports
 @robbiefaulk247
 Paul Jones, 24/7 Sports
 @PJ247Sports
 Logan Lowery, Daily Journal
 @loganlowery
 David Murray, Dawgs' Bite
 @DawgsBiteMag
 Danny P. Smith, Starkville Daily News
 @sdhannyp
 Gene Swindoll, Gene's Page
 @GeneSwindoll
 Ben Wait, Commercial Dispatch
 @bcwait

MISSISSIPPI STATE TV/RADIO ROSTER



1 Lamar Peters
FR | G | 6-0 | 188
New Orleans, LA



2 Eli Wright
FR | G | 6-4 | 203
Owensboro, KY



3 Xavian Stapleton
SO | G | 6-6 | 207
Flora, MS



4 Mario Kegler
FR | G | 6-7 | 220
Jackson, MS



5 Joe Strugg
FR | F | 6-9 | 196
Montgomery, AL



11 Quindary Weatherspoon
SO | G | 6-4 | 205
Canton, MS



12 Drew Davis
JR | G | 5-10 | 172
Atlanta, GA



13 Nick Singleton
SO | G | 6-5 | 194
Decatur, GA



15 I.J. Ready
SR | G | 5-11 | 166
Rixey, AR



20 Miles Washington
FR | C | 6-7 | 202
New Albany, MS



23 Tyson Carter
FR | G | 6-4 | 167
Starkville, MS



34 Schnider Herard
FR | F | 6-10 | 250
Port-Au-Prince, Haiti



35 Aric Holman
SO | F | 6-10 | 222
Owensboro, KY



45 E.J. Datcher
FR | C | 6-9 | 240
Harpersville, AL



Ben Howland
Head Coach
2nd Year



George Brooks
Assistant Coach
7th Year



Corey McCray
Assistant Coach
2nd Year



Ernie Zeigler
Assistant Coach
2nd Year





Michael Moynihan
Director of Operations
1st Year



Jalen Courtney
Video Director
1st Year

TALE OF THE TAPE

	74.4	66.8	45.4	37.5	72.7	34.9	-0.7	12.7	12.3	+2.6	1.0	8.1	4.5
	Points	Opp Points	FG%	3FG%	FT%	RB	RBM	ASST	TO	TM	AST-TO Ratio	STL	BL
	93.6	71.7	49.5	35.5	68.6	41.6	+5.8	18.2	10.8	+5.4	1.7	6.6	6.2

Leaders	Scoring	Rebounds	Assists	Steals	Blocks
MSU	Weatherspoon, 17.9	Holman, 6.8	Ready, 5.1	Ready, 2.0	Holman, 2.3
OPP	Monk, 21.8	Adebayo, 7.4	Fox, 6.4	Fox, 1.7	Adebayo, 1.8

Last Time Out For Kentucky
✓ Beat Auburn, 92-22.
✓ Kentucky led 451-39 at halftime.
✓ Malik Monk paced the Wildcats with 24 points.
✓ Kentucky was 32-56 shooting, 11-19 from 3-point range.
✓ UK won the battle of the boards, 40-28.
✓ Wenyen Gabriel had 16 boards.
✓ The Wildcats forced 13 turnovers and had 13. They also had 19 assists and 6 blocks.

Last Time Out For Mississippi State
✓ Beat Texas A&M, 76-59.
✓ Schnider Herard scored a career-high 16 points, while Lama Peters added 14.
✓ MSU forced 22 turnovers and had 13.
✓ TAMU won the battle of the boards, 38-23.
✓ MSU had 11 assists, 5 blocked shots and 11 steals.
✓ MSU was 19-44 shooting, 5-18 beyond the arc, while TAMU was 23-52 shooting and 1-14 from long range.

Kentucky Series Breakdown
(UK leads, 93-20)
Last MSU win: 66-57 (2008-09)
Last UK win: 80-74 (2015-16)
Current UK win streak: 9
Biggest MSU win: 82-69 (1984-85)
Biggest UK win: 110-66 (1951-52)
at Starkville
(UK leads, 34-12)
Last MSU win: 69-64 (2007-08)
Last UK win: 74-56 (2014-15)
Current UK win streak: 4
Biggest MSU win: 82-69 (1984-85)
Biggest UK win: 118-80 (1974-75)

VERSUS KENTUCKY														
Player	G-GS	Mins	FGM-FGA	Pct	3GM-3GA	Pct	FTM-FTA	Pct	Rebs	Ast	TO	BS	Stl	Pts
Holman	1-0	1	0-0	.000	0-0	.000	0-0	.000	0-0.0	0	1	0	0	0-0.0
Ready	3-3	74	4-15	.267	0-3	.000	3-4	.750	6-2.0	5	7	0	4	11-3.7
Weatherspoon	1-0	22	4-8	.500	0-2	.000	0-0	.000	3-3.0	0	1	0	2	8-8.0

A LOOK AT THE SEC

2016-17 SEC Standings					Upcoming Games					Recent Scores				
	SEC	Overall			January 17 (Tuesday)					January 14				
Florida	5-0	1.000	14-3	.824	Arkansas at Texas A&M, 6 p.m.					Mississippi State 67, Texas A&M 59				
Kentucky	5-0	1.000	15-2	.882	Kentucky at Mississippi State, 6 p.m.					Kentucky 92, Auburn 72				
South Carolina	4-0	1.000	14-3	.824	Tennessee at Ole Miss, 8 p.m.					Alabama 81, LSU 66				
Mississippi State	3-1	.750	12-4	.750	Vanderbilt at Georgia ESPNU 8 p.m.					Florida 80, Georgia 76				
Alabama	3-1	.750	10-6	.625	January 18 (Wednesday)					Arkansas 92, Missouri 73				
Georgia	3-2	.600	11-6	.647	Florida at South Carolina, 5:30 p.m.					South Carolina 67, Ole Miss 56				
Arkansas	2-3	.400	13-4	.765	Missouri at Alabama, 6 p.m.					Tennessee 87, Vanderbilt 75				
Tennessee	2-3	.400	9-8	.529	LSU at Auburn, 7:30 p.m.					January 11				
Vanderbilt	2-3	.400	8-9	.471	January 21 (Saturday)					South Carolina 70, Tennessee 60				
Auburn	1-4	.200	11-6	.647	Georgia at Texas A&M, 11 a.m.					Texas A&M 92, LSU 62				
LSU	1-4	.200	9-7	.563	Vanderbilt at Florida, 11 a.m.					Georgia 69, Ole Miss 47				
Texas A&M	1-4	.200	9-7	.563	Ole Miss at Missouri, 2:30 p.m.					January 10				
Ole Miss	1-4	.200	10-7	.588	Alabama at Auburn, 3 p.m.					Auburn 77, at Missouri 72				
Missouri	0-4	.000	5-11	.333	South Carolina at Kentucky, 5 p.m.					Kentucky 87, at Vanderbilt 81				
					Mississippi State at Tennessee, 5 p.m.					Florida 80, at Alabama 67				
					LSU at Arkansas, 7:30 p.m.					Mississippi State 84, at Arkansas 78				

As of January 17, 2017

Humphrey Coliseum History

First Game:..... Dec. 1, 1975; MSU 85, Indiana St. 82
Overall Record:..... 425-174 (.710)
Non-Conference Record:..... 212-37 (.851)
SEC Record:..... 213-137 (.609)

Humphrey Coliseum Yearly Records

Year	Attn.	Avg.	Record (SEC)
1975-76	70,081	5,006	10-4 (5-4)
1976-77	76,232	5,082	11-4 (5-4)
1977-78	72,025	5,540	11-2 (8-1)
1978-79	99,906	7,136	11-3 (7-2)
1979-80	67,209	6,721	6-4 (5-4)
1980-81	48,214	4,018	6-6 (3-6)
1981-82	56,414	4,030	7-7 (3-6)
1982-83	68,416	5,263	11-2 (7-2)
1983-84	61,508	4,393	6-8 (3-6)
1984-85	89,370	6,384	11-3 (7-2)
1985-86	43,927	3,379	4-9 (3-6)
1986-87	40,715	2,908	7-7 (3-6)
1987-88	54,074	4,160	9-4 (5-4)
1988-89	74,344	5,719	9-4 (5-4)
1989-90	74,623	5,740	9-4 (5-4)
1990-91	102,072	7,852	12-1 (8-1)
1991-92	72,142	5,549	8-5 (4-4)
1992-93	61,172	4,706	10-3 (5-3)
1993-94	88,687	6,335	10-4 (5-3)
1994-95	80,681	6,723	11-1 (7-1)
1995-96	97,996	7,538	10-3 (6-2)
1996-97	74,275	5,305	10-4 (5-3)
1997-98	77,954	5,996	7-6 (2-6)
1998-99	70,257	5,018	12-2 (6-2)
1999-00	61,764	4,412	10-4 (4-4)
2000-01	77,654	4,568	13-4 (6-2)
2001-02	79,642	5,689	13-1 (7-1)
2002-03	98,312	7,022	12-2 (7-1)
2003-04	111,940	7,996	12-2 (6-2)
2004-05	103,031	7,925	11-2 (6-2)
2005-06	90,875	5,680	11-5 (5-3)
2006-07	123,736	6,512	16-3 (6-2)
2007-08	106,672	7,111	12-3 (7-1)
2008-09	157,111	8,728	13-5 (5-3)
2009-10	116,919	6,878	13-4 (6-2)
2010-11	97,069	5,710	12-5 (5-3)
2011-12	152,363	8,019	15-4 (6-2)
2012-13	94,092	6,721	7-7 (3-6)
2013-14	123,743	6,875	11-7 (3-6)
2014-15	106,946	6,291	9-8 (3-6)
2015-16	99,338	6,623	10-5 (5-4)
2016-17	69,679	6,968	7-3 (1-1)

Opponent	vs. SEC Opponents				Str.
	GP	W	L	PCT.	
Alabama	41	22	19	.537	L4
Arkansas	24	18	6	.750	W1
Auburn	40	28	12	.700	W6
Florida	28	14	14	.500	L2
Georgia	29	18	12	.600	L4
Kentucky	29	9	20	.310	L4
LSU	29	24	15	.615	W1
Missouri	3	2	1	.667	W1
Ole Miss	41	33	8	.805	W1
S. Carolina	13	10	3	.769	W1
Tennessee	29	14	16	.467	L3
Texas A&M	4	2	2	.500	W1
Vanderbilt	29	20	9	.690	W2

MSU KNOWS HOW TO WIN GAMES AT 'THE HUMP'

Over the course of the last decade, Mississippi State's Humphrey Coliseum has become a difficult venue for opposing teams. Last year, MSU was 10-5, including a 5-1 mark against non-conference foes. This year, MSU is 7-3.

The Bulldogs have compiled a 42-season composite record of 425-174 (.710) at "The Hump" since Mississippi State's basketball facility opened prior to the 1975-76 campaign.

TRACKING MSU'S HOME SUCCESS UNDER BEN HOWLAND

Season	Overall		SEC		Non-SEC	
	Record	Win %	Record	Win %	Record	Win %
2015-16	10-5	.667	5-4	.556	5-1	.833
2016-17	7-3	.700	1-1	.500	6-2	.750
Totals	17-8	.680	6-5	.545	11-3	.786

A LOOK AT THE HISTORY OF HUMPHREY COLISEUM**LARGEST CROWDS
AT THE HUMP**

Crowd	Opponent	Date
10,788	Kentucky	2-16-10
10,735	Ole Miss	2-7-04
10,645	Ole Miss	2-23-02
10,541	Florida	1-7-03
10,458	Auburn	3-2-04
10,437	Alabama	2-21-04
10,432	Alabama	3-5-05
10,432	Kentucky	1-13-04
10,429	Ole Miss	2-15-03
10,421	Ole Miss	1-26-08
10,412	Ole Miss	1-13-09
10,364	Ole Miss	2-9-12
10,338	Florida	1-24-07
10,315	Kentucky	1-9-96

**INDIVIDUAL MSU
RECORDS AT THE HUMP**

Most Points Scored
40, Rickey Brown (Auburn, 3-7-77)

Most Rebounds
24, Wiley Peck (Alabama, 1-27-79)

Most Assists
15, Al Perry (Vanderbilt, 1-29-77)

**TEAM MSU
RECORDS AT THE HUMP**

Most Points Scored
123, Troy State (12-5-95)

Most Rebounds
75, Mississippi Valley St. (11-21-00)

Most Consecutive Wins
14, 1-22-03 to 1-10-04



CHARTING I.J. Ready

S | G | 5-11
Rixey, AR

MSU Career Assists Chart

1. Dee Bost.....	633
2. Derrick Zimmerman.....	514
3. Al Perry.....	510
4. Jamont Gordon.....	484
5. Chuck Evans.....	454
6. Doug Hartsfield.....	413
7. Jack Bouldin.....	357
8. I.J. Ready.....	355
9. Detrick White.....	351
10. Butch Pierre.....	342

MSU Career Steals Chart

1. Ray White.....	633
2. Derrick Zimmerman.....	514
3. Dee Bost.....	510
4. Craig Sword.....	484
5. Chuck Evans.....	454
6. Barry Stewart.....	413
7. Timmy Bowers.....	357
8. Tony Watts.....	355
9. Winsome Frazier.....	351
T10. I.J. Ready.....	140
T10. Darryl Wilson.....	140

SEC Season Rank

Assists.....	2
Steals.....	3
Assist/Turnover Ratio.....	3
Minutes Played.....	13

NCAA Season Rank

Assists.....	61
Steals.....	T40
Assist/Turnover Ratio.....	46



CHARTING Lamar Peters

F | G | 6-0
New Orleans

Freshman 3FG Made

1. Barry Stewart.....	638
2. Malik Newman.....	61
3. Reginald Delk.....	59
4. Dee Bost.....	54
T5. Rodney Hood.....	47
T5. Ben Hansbrough.....	47
7. Q. Weatherspoon.....	43
8. Fred Thomas.....	41
9. Lamar Peters.....	31

SEC Season Rank

3-Point FG%.....	3
3-Point FGM.....	6

A CLOSER LOOK AT MSU

MSU vs. RANKED FOES

■ Mississippi State enters Tuesday's ESPN game against No. 6 Kentucky having lost 14-straight games to ranked opponents and 16 out of the last 19.

Below is a closer look . . .

Date	Team	Score	Rank
02-24-16	Texas A&M	L, 68-66	21
01-26-16	So. Carolina	L, 84-74	22
01-12-16	Kentucky	L, 80-74	13
01-06-16	Texas A&M	L, 61-60	21
02-25-15	Kentucky	L, 74-56	1
02-21-15	Arkansas	L, 65-61	17
01-20-14	Florida	L, 62-51	3
01-08-14	Kentucky	L, 85-63	14
02-09-13	Florida	L, 83-55	2
02-06-13	Ole Miss	L, 93-75	23
01-26-13	Florida	L, 82-47	7
11-19-12	No. Carolina	L, 95-49	11
02-21-12	Kentucky	L, 73-64	1
02-28-12	Florida	L, 69-57	13
11-18-11	Arizona	W, 67-57	15
11-17-11	Texas A&M	W, 69-60	18
02-29-11	Florida	W, 71-64	24
02-27-11	Vanderbilt	L, 81-74	19
03-14-10	Kentucky	L, 75-74 (ot)	2

OFF THE SCHNIDE

■ After coming off the bench the first 12 games, freshman forward Schnider Herard has started the first four SEC games.

During that stretch, the Haiti native is averaging 8.0 points and 4.3 rebounds, while on the year he's averaging 4.3 points and 4.9 boards.

He scored a career-high 16 points against Texas A&M.

LOTS OF ROAD POINTS

■ Mississippi State collected its first road win of the season with a 95-78 win at LSU, its most points in league play since totaling 91 at Auburn in 1994.

The 95 points were also the most in SEC action since pouring in 94 at home against LSU in 2009.

STREAKS SNAPPED

■ Mississippi State entered SEC play having lost four straight at both LSU and Arkansas, dating back to 2011.

In a span of four days, both ended as the Bulldogs won at LSU (95-78) and at Arkansas (84-78). The two road wins have already matched last year's total.

NATION'S 2ND YOUNGEST

■ Mississippi State is currently the second least-experienced team in the country (351 total), with an average of .75.

1. Illinois Chicago (.75)
2. **Mississippi State (.75)**
3. Bradley (.77)
4. St. John's (.87)
5. Kentucky (.90)

HOLMAN'S BLOCK PARTY

■ Against Norfolk State in the season opener, sophomore forward **Aric Holman** totaled 5 blocked shots before having 5 against Northwestern State on Nov. 28.

That was the most by an MSU player since Gavin Ware also had 5 at Loyola-Chicago on 12-5-12.

On the year, he currently has 37, the third most in the SEC.

20 X 2

■ Against Morehead State and UMKC, **Quinnndary Weatherspoon** nearly scored at will.

After totaling a career-high 27 points against Morehead State, he poured in 25 against UMKC.

The last MSU player totaled 20-plus points in back-to-back games was Craig Sword last year — 20 versus Kentucky, 21 at Arkansas.

Sword is also the last player to achieve the feat in three-straight games.

.500 X 2

■ On Dec. 22, both Mississippi State and Morehead State shot 50 percent from the floor in the Bulldogs' 85-76 victory.

MSU was .534, while the Eagles were .500.

The last time both MSU and its opponent shot 50 percent was last January at Kentucky (.529/.509).

Q ECLIPSES 600

■ After surpassing 500-career points against Southern Miss back in December, **Quinnndary Weatherspoon** reached 600 after scoring 25 points in the win at Arkansas.

He has 621 points in 45 games.

SEEING DOUBLE

■ Sophomore forward **Aric Holman** has recorded both of Mississippi State's double-doubles this year.

His first came in the season opener against Norfolk State, where he had 11 points and 11 rebounds. Then at Arkansas, he totaled 13 points and 11 rebounds.

HARDCOURT ROBBERY

■ Four times this year, Mississippi State has collected 11 or more steals.

Against Oregon State, the Bulldogs were credited with 17 steals, the most since also having 17 against Florida Atlantic on 11-13-12.

The Bulldogs are third in the SEC with their 8.1 average, 37th nationally.

Individually, **I.J. Ready** is third in the SEC with his 2.0 steals, while **Quinnndary Weatherspoon** is fourth at 1.9.

SOLID FIRST HALF AT LSU

■ At LSU, the Bulldogs had their best first half of the year, scoring 52 points, surpassing the 45 totaled against Oregon State.

In the opening frame, MSU was 20-34 shooting, with a 7-12 mark from 3-point range.

35 STRAIGHT POINTS

■ Against Southern Miss, Mississippi State did something no other team in school history during the modern era has achieved — score 35-straight points.

Up 41-29 in the second half, the Bulldogs pulled ahead 76-29 before the Golden Eagles scored again. MSU went on to win, 86-42. It was the largest margin of victory since beating New Orleans by 51 (97-46) on 1-3-13.

DEFENSIVE EFFORT

■ Mississippi State held Southern Miss to a season-low 44 points.

It was the fewest points the Bulldogs have allowed since Mississippi Valley State managed just 45 on Dec. 28, 2009.

The Golden Eagles totaled just 19 second-half points, also the fewest MSU has yielded this season.

HOLMAN'S HIGHS

■ Sophomore **Aric Holman** had a career game against UTEP in terms of scoring, totaling 18 points in the Bulldogs' 61-54 victory.

Holman has scored 10-plus points in 10 games, something he didn't do last year in 16 outings.

LONG-RANGE SUCCESS

■ Seven times this year, Mississippi State has made 11 or more 3-pointers and is 7-0 in those games.

The school record of 17 came in Jackson against Southern Miss on Dec. 19.

The Bulldogs have three players with 25 or made 3-pointers. **Quinnndary Weatherspoon** leads the way with 32, followed by **Lamar Peters** and **Tyson Carter** with 31 and 25, respectively.

Weatherspoon is fourth in the SEC with his 2.3 average per game, while Peters is sixth at 2.2. As a team, Mississippi State is third in the league with its 8.3 average.

FORCING TURNOVERS

■ On the year, MSU has forced 216 turnovers to rank 5th in the SEC in turnover margin (+2.2).

On the year, the high mark was 21 against Oregon State, which MSU converted into 28 points. That was the most forced since last year against South Carolina on Feb. 27 at the Hump.

2016-17 MISSISSIPPI STATE NOTES

RESEASON ALL-SEC & POLL

■ In the preseason polls voted on by the coaches, sophomore guard **Quinnndary Weatherspoon** was tabbed first-team All-SEC. Last March, he earned SEC All-Freshman honors.

The Canton, Miss., native was also a second-team selection by the media.

As a team, the Bulldogs were picked to finish 10th under second-year coach Ben Howland.

Preseason Poll

1. Kentucky	8. South Carolina
2. Florida	9. Ole Miss
3. Texas A&M	10. Mississippi State
4. Georgia	11. Auburn
5. Arkansas	12. LSU
6. Vanderbilt	13. Tennessee
7. Alabama	14. Missouri

BREAKDOWN OF GAMES IN JACKSON

■ Mississippi State is now 18-6 all-time at Mississippi Coliseum following the Dec. 19 win against Southern Miss.

The two teams will also play there next year.

The Bulldogs and Golden Eagles have now met four times at Mississippi Coliseum, with the series tied at 2-apiece.

Here's the entire breakdown . . .

DATE	OPPONENT	W/L	SCORE
12-15-62	Memphis State	W	77-66
01-28-63	Southern Miss	W	62-52
12-14-63	Memphis State	L	73-65
12-16-63	Southern Miss	L	65-60
12-29-64	Mississippi College	L	72-57
12-30-64	Delta State	W	82-63
01-28-65	Arkansas	L	84-69
12-18-78	Iowa State	W	80-70
12-15-80	Southern Miss	L	68-53
11-30-85	Jackson State	W	77-62
12-16-87	McNeese State	W	76-66
11-17-98	Arkansas-Pine Bluff	W	105-53
12-18-02	Georgia State	W	78-54
12-22-04	Jacksonville State	W	95-53
12-15-05	Jacksonville State	W	104-80
12-21-06	New Orleans	W	89-63
01-05-08	Lafayette	W	77-53
12-22-08	Nicholls State	W	77-68
12-22-09	Centenary	W	88-51
12-22-11	Northwestern State	W	82-67
12-22-13	Central Arkansas	W	79-72
12-20-14	USC Upstate	L	53-51
12-23-15	Northern Colorado	W	93-69
12-19-16	Southern Miss	W	86-44

LIKE FATHER, LIKE SON

■ In the season-opener against Norfolk State, freshman guard **Tyson Carter** drew the start.

28 years ago, his father, Greg, drew a start on opening day against Christian Brothers as a freshman.

While Tyson poured in 17 points on 6-of-8 shooting with five made 3-pointers, Greg was 5-6 with 10 points.

Tyson's 17 points were the most by a freshman on opening day since that same game his father played, when Chancellor Nichols also totaled 17.

100 AND COUNTING

■ It was only fitting that I.J. Ready's 100th-career game came in his home state of Arkansas.

The senior guard has started 77 of his 101

outings and has totaled 830 points and dished out 355 assists.

He needs just 170 points to become the 37th MSU player to reach 1,000 for a career.

WRIGHT MOVE

■ **Eli Wright** earned his first-career and only start against Northwestern State and responded with 11 points on 4-of-5 shooting to go along with his 7 rebounds.

LOW MARKS VS. ALABAMA

■ Mississippi State opened SEC play with a 68-58 setback to Alabama at Humphrey Coliseum.

The Bulldogs shot just 36.5 percent from the floor and had season lows in points (58), rebounds (26) and field goals made (19).

WALK-ON SUCCESS

■ Against Northwestern State, walk-on **Nick Singleton** came off the bench and provided a much-needed spark for the Bulldogs.

In 13 minutes, he totaled 5 points. He entered the game having played just two minutes.

He's appeared in five games and is averaging 1.0 points in 24 minutes of action.

Drew Davis scored his first-career points against Southern Miss, draining two 3-pointers to total 6 points in 5 minutes. He also dished out his first assist. He's appeared in four games and has logged 8 minutes.

Miles Washington has played in three games, but hasn't scored.

CBS SUCCESS

■ Make that two-straight on CBS.

Saturday at Humphrey Coliseum, the Bulldogs defeated Texas A&M 67-58 on CBS.

It was the second win in a row on the network, as MSU defeated Florida, 71-64, on Jan. 29, 2011.

WELCOMING NEW COMPETITION

■ The Bulldogs' first five games this season were against first-time foes.

Those newcomers were Norfolk State, Central Florida, Boise State, UTEP and Lehigh.

2-1 IN CHARLESTON

■ Mississippi State posted a 2-1 ledger in the Charleston Classic with wins against Boise State and UTEP.

The lone loss came against Central Florida.

MSU is now 92-81 all-time in regular-season tournaments.

ALL-TOURNAMENT

■ **Quinnndary Weatherspoon** earned All-Tournament honors at the Gildan Charleston Classic after scoring a career-high 25 points against Boise State.

He also totaled 19 points against Central Florida and 9 against UTEP.

LARGEST SETBACK AT HOME

■ The 14-point loss to Lehigh on Nov. 25 was the largest non-conference home game since also losing by 14 to McNeese State on 12-30-14.

It was also the largest setback at the Hump with **Ben Howland** at the helm.

WHEN Q SCORES 20-PLUS

■ When **Quinnndary Weatherspoon** scores 20 or more points, Mississippi State benefits.

Six times this season he has reached that mark. And on each occasion, the Bulldogs win.

Opponent	Date	Points	Result
Norfolk State	11-11-16	22	W, 78-74
Boise State	11-18-16	25	W, 80-68
Oregon State	12-01-16	21	W, 74-57
Morehead State	12-22-16	27	W, 85-76
UMKC	12-29-16	25	W, 77-54
Arkansas	01-10-17	25	W, 84-78

RELIVING THE 80s

■ Mississippi State has found great success on the road in SEC play early.

The Dogs are 2-0 with a 95-78 win at LSU, followed by an 84-78 win at Arkansas.

That marked the first time since 2014 MSU has scored 80-plus points in back-to-back conference games (82 at Auburn and 81 at LSU, both losses).

HOWLAND LOOKING TO JOIN ELITE CLUB

■ **Ben Howland** enters his second season at Mississippi State looking to achieve a feat only 12 coaches have ever done, and that's lead four different teams to the NCAA Tournament.

Howland has already guided Northern Arizona, Pittsburgh and UCLA to the Big Dance.

The first 12 coaches to do so are Lon Kruger, Steve Alford, John Beilein, Lefty Driesell, Cliff Ellis, Larry Eustachy, Jim Harrick, Fran McCaffery, Tom Penders, Tubby Smith, Rick Pitino and Ed-die Sutton.

BULLDOGS SIGN 3

■ Mississippi State took advantage of the early signing period back in November and signed three players — two 4-stars and one 3-star — to give MSU its second Top 20 signing class in a row.

Joining MSU next season are guards Nick Weatherspoon (Velma Jackson) of Canton, Miss., and KeyShawn Feazell (Lawrence County) of Monticello, Miss., and forward Garrison Brooks (Auburn HS) of Lafayette, Ala.

Weatherspoon is the younger brother MSU sophomore standout **Quinnndary Weatherspoon**, while Brooks is the son of MSU assistant coach, **George Brooks**.

Below are the national rankings . . .


Outlet	Rank
Scout	18
24/7	23
Rivals	23
ESPN	30

BROOKS NOTED FOR RECRUITING

■ In this year's Sporting News preseason basketball publication, MSU assistant **George Brooks** was named the second best recruiter in the SEC.

Brooks, a 1996 MSU graduate, has been an assistant with the Bulldogs for seven years after serving as head coach at Meridian Community College.

He's been responsible for signing top talent such as **Quinnndary Weatherspoon**, **Mario Kegler** and **Garrison Brooks**.



MSU GOES UNDEFEATED IN ITALY

■ This past August, Mississippi State spent a little more than two weeks traveling across all of Italy playing games, going 4-0.

Quinnndary Weatherspoon averaged a team-high 23.3 points, followed by **Tyson Carter** at 20.5 and **Eli Wright** at 15.3.

Aric Holman was the top rebounder at 7.8 boards.

Scores

8/05/16 Lithuania NT, W 88-83 (ot)
 8/08/16 Lithuania, W 93-85
 8/10/16 Adriatic Sea, W 96-66
 8/12/16 Kosovo, W 91-87 (ot)

A CLOSER LOOK AT SEC OPENERS

■ Mississippi State is now 45-39 all-time in SEC openers. At home, the Bulldogs are 30-19. On the road, they are 15-19. In neutral site affairs, MSU is 0-1.

MSU has played Auburn the most (21 games), while the Bulldogs have collected 10 wins against Auburn and LSU to lead the way.

The most losses have come against Auburn (11), while the only team MSU hasn't opened up with is Missouri.

This year, MSU opened with a 68-58 versus Alabama.

Team	Record
Alabama	2-5
Arkansas.....	3-1
Auburn.....	10-11
Florida.....	5-7
Georgia.....	1-1
Kentucky.....	2-3
LSU.....	10-1
Ole Miss.....	3-1
South Carolina.....	3-0
Tennessee	3-4
Texas A&M.....	0-1
Vanderbilt.....	3-3

MSU+TAMU=CLOSE GAMES

■ Mississippi State and Texas A&M have met just 10 times, seven coming in SEC action.

Of those meetings, eight have been decided by 9 points or less, including the last outing this past Saturday (67-59, 8).

In addition, four have been decided by four points or less.

MISSISSIPPI-KENTUCKY CONNECTIONS

■ Mississippi State has two players on its roster from the state of Kentucky — Eli Wright and Aric Holman, both from Owensboro.

While the Wildcats have no players from the Magnolia State, assistant coach Kenny Payne is from Laurel and attended Northeast Jones HS.

2016-17 MISSISSIPPI STATE MISCELLANEOUS STATS/SEC STANDINGS

CHARTING THE BULLDOGS

Dunks		Scored First Points	
Aric Holman	22	Aric Holman	5
Quinnndary Weatherspoon	18	Quinnndary Weatherspoon	4
Tyson Carter	4	Xavian Stapleton	2
Xavian Stapleton	4	Tyson Carter	1
Mario Kegler	4	I.J. Ready	1
Schnider Herard	4	Mario Kegler	1
		Schnider Herard	1
		Lamar Peters	1
Charges Drawn		How First Points Were Scored	
I.J. Ready	7	3-pointer	3
Quinnndary Weatherspoon	3	Jumper	4
Mario Kegler	1	Layup	4
Xavian Stapleton	1	Free Throw	2
		3-pointer	
		Dunk	3
Point Distribution (%)		Final Three Minutes From FT Line	
Seniors	161 (13.5)	I.J. Ready	18-20 (.900)
Juniors	8 (0.7)	Lamar Peters	6-6 (1.000)
Sophomores	447 (37.5)	Mario Kegler	5-10 (.500)
Freshmen	575 (48.3)	Aric Holman	7-11 (.636)
TOTAL:	1,191	Tyson Carter	2-4 (.500)
		Schnider Herard	1-2 (.500)
		Quinnndary Weatherspoon	4-5 (.800)
First Sub		TOTAL	43-58 (.741)
Schnider Herard	10	Opponent Total	24-36 (.667)
Eli Wright	2		
Lamar Peters	3		
Xavian Stapleton	1		
Nick Singleton	1		
Mario Kegler	1		
Aric Holman	1		
Tyson Carter	1		

DIFFERENCE BETWEEN WINNING AND LOSING


Wins	Stat	Losses
77.8	Points	64.2
63.4	Opp. Points	77.0
+14.4	Scoring Margin	-12.7
.480	FG%	.379
.406	Opp. FG%	.477
.407	3FG%	.271
.294	Opp. 3FG%	.356
.719	FT%	.753
.688	Opp. FT%	.714
35.9	Rebounds	32.0
33.6	Opp. Rebounds	41.8
+2.3	Rebound Margin	-9.7
13.8	Assists	9.5
12.4	Turnovers	11.8
+3.3	Turnover Margin	+0.8
8.8	Steals	6.0
4.6	Blocks	4.3

BULLDOGS IN SEC

CATEGORY	RANK
Scoring offense	8
Scoring defense	3
FG%	6
FG% defense	10
3PT FG%	2
3PT FG% defense	4
FT%	6
Rebounds	14
Rebounds allowed	8
Rebound margin	13
Assists	10
Blocked shots	11
Steals	3
Turnover margin	5
Assist/Turnover ratio	6

SEASON AND CAREER TOTALS

	2016-17	Career		2016-17	Career		2016-17	Career
Double-Digit Scoring			Double-Doubles			5+ Made Free Throws		
I.J. Ready	8 (6-2)	34 (18-16)	Aric Holman	2 (2-0)	2 (2-0)	I.J. Ready	2 (2-0)	5 (4-1)
Q. Weatherspoon	12 (10-2)	32 (21-11)	Quinnndary Weatherspoon		2 (2-0)	Quinnndary Weatherspoon	7 (5-2)	8 (6-2)
Tyson Carter	7 (5-2)	7 (5-2)	I.J. Ready		1 (1-0)	Aric Holman	2 (2-0)	2 (2-0)
Aric Holman	10 (8-2)	10 (8-2)	3+ 3-Pointers			Lamar Peters	2 (2-0)	2 (2-0)
Mario Kegler	7 (4-3)	7 (4-3)	Tyson Carter	4 (4-0)	4 (4-0)	Schnider Herard	1 (1-0)	1 (1-0)
Lamar Peters	9 (7-2)	9 (7-2)	Quinnndary Weatherspoon	5 (5-0)	11 (8-3)	Mario Kegler	1 (1-0)	1 (1-0)
Eli Wright	2 (2-0)	2 (2-0)	Lamar Peters	6 (4-2)	6 (4-2)	Xavian Stapleton	1 (1-0)	1 (1-0)
Schnider Herard	1 (1-0)	1 (1-0)	Mario Kegler	1 (1-0)	1 (1-0)	<i>Note: Record in games in ()</i>		
			Ready	1 (1-0)	6 (1-5)			
20+ Points			10+ 3-Point Attempt Games					
Quinnndary Weatherspoon	6 (6-0)	8 (7-1)	Lamar Peters	1 (1-0)				
I.J. Ready	1 (0-1)	4 (1-3)	3+ Steal Games					
Lamar Peters	1 (1-0)	1 (1-0)	I.J. Ready	6 (6-0)	17 (13-4)			
30+ Points			Quinnndary Weatherspoon	4 (5-0)	5 (5-1)			
			Lamar Peters	2 (1-1)	2 (1-1)			
10+ Rebounds			5+ Block Games					
Aric Holman	3 (3-0)	3 (3-0)	Aric Holman	2 (2-0)	2 (2-0)			
Quinnndary Weatherspoon		2 (2-0)						
Schnider Herard	1 (1-0)	1 (1-0)						



Ben Howland

**21th Season Overall | 2nd Season At Mississippi State
427-227 (26-21 at MSU)**

- On March 23, 2015, Ben Howland was named the 20th head coach in Mississippi State history.
- In four different stints as a head coach, Howland has a 427-227 record – Northern Arizona (79-59), Pittsburgh (89-40), UCLA (233-107) and Mississippi State (26-21).
- Led UCLA to three-consecutive Final Fours.
- In 2006, the Bruins played Florida for the national championship.
- In 2008, Howland became one of three coaches in NCAA Division I history to win at least 30 games in three-straight seasons, joining Adolph Rupp (Kentucky 1947-49) and John Calipari (Memphis, 2006-08).
- During his 10-year tenure at UCLA, the Bruins went to the NCAA Tournament seven times and won four Pac-10 regular-season crowns, while having 18 players drafted by NBA teams.
- His 97 victories from 2006-08 stand as the most by any UCLA head coach in a three-year span.
- Has been a Conference Coach of the Year in the Pac-10, Big East and Big Sky.
- His final two years at Pitt, the Panthers went 57-11 and reached the Sweet 16 both years.
- In 2003, Pittsburgh won the Big East Tournament crown and held the nation's No. 2 ranking for eight weeks in the Associated Press poll before ending the year at No. 4.
- In 2002, Howland guided the Panthers to a school-record 29 wins en route to becoming the school's first coach in 26 years to garner National Coach of the Year honors.
- Howland's first coaching gig was at Northern Arizona, where his last three teams posted 20-plus win seasons, including a school-record 21 victories in 1997 en route to capturing the Big Sky regular-season title and played in the NIT.
- In 1998, Howland guided NAU to its first NCAA Tournament after capturing the Big Sky Tournament championship and second-straight regular-season crown.
- Howland spent one year as a graduate assistant at Gonzaga (1981) before becoming an assistant at California-Santa Barbara from 1982-94.
- Played two years at Santa Barbara College before transferring to Weber State, where he earned his degree in physical education in 1979.
- This past year, Howland was inducted into both the Northern Arizona and Weber State hall of fame.
- Howland and his wife, Kim, a former Weber State cheerleader, have two children – Meredith and Adam (Brittney) – and two grandsons, Benjamin Clark Howland II and Elijah Howland.



Howland's Year-By-Year Record

Northern Arizona (1994-99)

Year	Overall	Big Sky Record	Postseason
1995	9-17	4-10 (7th)	
1996	7-19	3-11 (7th)	
1997	21-7	13-1 (1st)	NIT First Round
1998	21-8	12-2 (1st)	NCAA First Round
1999	21-8	12-4 (2nd)	
Totals	79-59 (.572)	44-28 (.611)	

Pittsburgh (2000-03)

Year	Overall	Big East Record	Postseason
2000	13-15	5-11 (11th)	
2001	19-14	7-9 (5th West)	NIT Second Round
2002	29-6	13-3 (1st West)	NCAA Sweet 16
2003	28-5	13-3 (1st West)	NCAA Sweet 16
Totals	89-40 (.690)	38-26 (.594)	

UCLA (2004-13)

Year	Overall	Pac-10/12 Record	Postseason
2004	11-17	7-11 (11th)	
2005	18-11	11-7 (T3rd)	NCAA First Round
2006	32-7	14-4 (1st)	NCAA Runner-up
2007	30-6	15-3 (1st)	NCAA Final Four
2008	35-4	16-2 (1st)	NCAA Final Four
2009	26-9	13-5 (2nd)	NCAA Second Round
2010	14-18	8-10 (T5th)	
2011	23-11	13-5 (2nd)	NCAA Second Round
2012	19-14	11-7 (T5th)	
2013	25-10	13-5 (1st)	NCAA First Round
Totals	233-107 (.685)	121-59 (.672)	

Mississippi State (2016-Present)

Year	Overall	SEC Record	Postseason
2016	14-17	7-11	
2017	12-4	3-1	
Totals	26-21 (.553)	10-12 (.4255)	
OVERALL	427-227 (.653)		

Alabama	2-2	Nevada	1-0
Albany	1-0	New Mexico State	2-0
Appalachian State	1-0	New Orleans	2-0
Arizona	14-11	Norfolk State	3-0
Arizona State	17-8	North Carolina AT&T	1-0
Arkansas	2-2	North Carolina Central	1-0
Arkansas-Pine Bluff	1-0	Northern Arizona	1-0
Auburn	1-0	Northern Colorado	1-0
Belmont	1-0	Northwestern State	1-0
Boise State	1-4	Notre Dame	5-8
Boston College	4-2	Oakland	2-0
Butler	0-1	Occidental College	1-0
BYU	2-0	Ohio State	2-0
Cal Poly	2-2	Ole Miss	1-1
Cal State Bakersfield	1-0	Oral Roberts	0-2
Cal State Fullerton	1-1	Oregon	12-8
Cal State Northridge	9-2	Oregon State	17-4
CSU San Bernardino	1-0	Pacific	1-0
California	17-10	Penn State	2-1
Central Conn. State	1-0	Pennsylvania	1-0
Central Florida	0-1	Pepperdine	4-0
Chaminade (Hawaii)	3-0	Pittsburgh	1-0
Chicago State	1-0	Portland	0-1
Cincinnati	0-1	Portland State	5-3
Co. of Notre Dame	1-0	Prairie View A&M	2-0
Colorado	2-0	Providence	3-1
Colorado College	2-0	Rhode Island	2-0
Colorado State	1-0	Richmond	1-0
Concordia (Calif.)	0-1	Robert Morris	4-0
Connecticut	2-3	Rutgers	6-1
Coppin State	1-0	Sacramento State	7-2
Davidson	1-0	Sam Houston State	2-1
Delaware State	2-0	San Diego	0-3
DePaul	1-0	San Diego State	0-1
Drexel	1-0	San Jose State	1-0
Duquesne	3-1	Savannah State	1-0
East Carolina	0-1	Seton Hall	5-2
East Tennessee State	0-1	Sonoma State	1-0
Eastern Illinois	1-0	South Carolina	1-1
Eastern Washington	11-1	South Florida	0-1
Elon	1-0	Southeast Louisiana	1-0
Florida	0-4	Southern University	0-1
Florida International	2-1	Southern Cal	14-9
Florida State	0-1	Southern Illinois	1-0
Fresno State	1-0	Southern Miss	1-0
George Mason	1-0	Southern Utah	3-1
George Washington	1-0	Southwest Texas	0-1
Georgetown	5-4	St. Bonaventure	2-0
Georgia	1-3	St. Francis (N.Y.)	2-0
Georgia State	1-0	St. Francis (Pa.)	4-0
Georgia Tech	1-0	St. Johns	2-3
Gonzaga	1-0	St. Martin's	1-0
Idaho	1-3	Stanford	14-7
Idaho State	8-3	Stephen F. Austin	1-1
Illinois State	1-0	Syracuse	4-5
Indiana	2-0	Temple	1-0
Indiana State	1-0	Tennessee	0-2
IUPUI	1-0	Tennessee Martin	1-0
James Madison	1-0	Texas	1-3
Kansas	1-3	Texas A&M	3-2
Kent State	0-1	Texas Arlington	1-1
Kentucky	1-2	Texas El Paso	1-0
Lehigh	0-1	Texas Tech	0-2
Long Beach State	3-1	Texas Pan American	2-0
Louisiana Tech	1-0	Texas Southern	1-0
Loyola Marymount	3-2	Tulane	1-0
LSU	1-1	UC Davis	3-0
Marist	1-0	UC Irvine	5-1
Marquette	0-1	UC Riverside	2-0
Maryland	1-0	UC Santa Barbara	0-1
McNeese State	1-0	UCLA	0-1
Memphis	1-2	UNLV	0-1
Mercer	1-0	Utah	2-1
Miami	3-4	Vanderbilt	1-0
Miami (OH)	1-0	Vermont	1-0
Michigan	4-3	Villanova	3-3
Michigan State	3-1	VCU	1-3
Middle Tenn. State	0-1	Virginia Tech	2-0
Minnesota	0-1	Wagner	2-0
Mississippi State	0-2	Washington	10-11
Missouri-Kansas City	1-1	Washington State	18-3
MVSU	1-0	Weber State	3-9
Missouri	2-0	West Virginia	5-4
Missouri State	1-0	Western Illinois	2-0
Montana	6-5	Western Kentucky	1-0
Montana State	9-3	Western Oregon	1-0
Montana Tech	1-0	Wright State	1-0
Morehead State	1-0	Wyoming	1-0
Morgan State	1-0	Xavier	1-0
Morris Brown	1-0	Yale	1-0
N. Mexico Highlands	1-0	Youngstown State	1-0
Nebraska	1-1		
		TOTAL:	427-227

MISSISSIPPI STATE BY THE NUMBERS

GAME-BY-GAME SPECIALTY STATS *(MSU First)*

<u>Opponent</u>	<u>Paint</u>	<u>Off TO</u>	<u>2nd Chance</u>	<u>Fast Break</u>	<u>Bench</u>
Norfolk State	30/34	18/11	17/10	8/4	6/21
Central Florida	14/48	5/6	11/13	6/6	6/6
Boise State	40/36	22/13	9/0	12/8	3/34
UTEP	20/18	10/5	8/8	6/6	13/9
Lehigh	28/38	7/15	9/9	2/6	4/13
Northwestern State	38/16	26/13	7/9	10/0	9/6
Oregon State	20/26	28/6	3/4	8/0	22/5
Georgia State	30/34	20/9	11/9	8/0	32/27
East Tennessee St.	32/38	12/11	11/10	6/6	16/25
Southern Miss	20/14	14/16	9/7	2/2	43/21
Morehead State	44/30	24/6	15/12	8/0	15/33
UMKC	30/20	14/7	14/6	8/2	25/19
Alabama	24/38	19/11	4/10	4/6	24/16
LSU	40/32	25/10	13/18	14/2	30/24
Arkansas	26/30	6/15	14/14	6/4	21/36
Texas A&M	22/40	21/20	5/17	4/0	9/9
Kentucky					

GAME-BY-GAME LEAD/DEFICIT

<u>Opponent</u>	<u>Largest Lead</u>	<u>Largest Deficit</u>	<u>Final Score</u>
Norfolk State	12 (74-62, 2nd)	6 (29-35, 1st)	W, 78-74
Central Florida	Never Led	28 (19-47, 1st)	L, 86-71
Boise State	19 (55-36, 2nd)	Never Trailed	W, 80-68
UTEP	7 (61-54, 2nd)	11 (4-15, 1st)	W, 61-54
Lehigh	5 (15-10, 1st)	21 (58-80)	L, 87-73
Northwestern State	6 (65-49, 2nd)	10 (4-14, 1st)	W, 65-59
Oregon State	26 (45-19, 1st)	1 (2-3, 1st)	W, 74-57
Georgia State	23 (71-48, 2nd)	6 (10-16, 1st)	W, 82-60
East Tennessee St.	4 (10-6, 1st)	10 (30-40, 2nd)	L, 67-65
Southern Miss	47 (76-29, 2nd)	Never Trailed	W, 86-44
Morehead State	9 (83-74, 1st)	10 (25-35, 2nd)	W, 85-76
UMKC	27 (66-39, 2nd)	Never Trailed	W, 77-54
Alabama	6 (9-3, 1st)	14 (50-64, 2nd)	L, 68-58
LSU	26 (71-45, 2nd)	2 (10-12), 1st	W, 95-78
Arkansas	10 (82-72, 2nd)	7 (17-24, 1st)	W, 84-78
Texas A&M	8 (67-59, 2nd)	10 (0-10, 1st)	W, 67-59
Kentucky			

Mississippi State Scoring By The Half

<u>Team</u>	<u>1st Half</u>	<u>2nd Half</u>
Norfolk State	39	39
Central Florida	33	28
Boise State	37	43
UTEP	33	28
Lehigh	29	44
Northwestern State	28	37
Oregon State	45	29
Georgia State	44	38
East Tennessee State	26	39
Southern Miss	39	47
Morehead State	31	54
UMKC	44	33
Alabama	20	38
LSU	52	43
Arkansas	40	44
Texas A&M	25	42
Kentucky		

Lowest First Half: 20, Alabama (1-3-17)

Highest First Half: 52, LSU (1-07-17)

Lowest 2nd Half: 28, Central Florida/UTEP

Highest 2nd Half: 54, Morehead State (12-22-16)

Opponent Scoring By The Half

<u>Team</u>	<u>1st Half</u>	<u>2nd Half</u>
Norfolk State	39	35
Central Florida	53	33
Boise State	29	39
UTEP	33	21
Lehigh	38	49
Northwestern State	28	31
Oregon State	19	38
Georgia State	24	38
East Tennessee State	31	36
Southern Miss	25	19
Morehead State	41	35
UMKC	28	26
Alabama	32	36
LSU	33	45
Arkansas	34	44
Texas A&M	24	35
Kentucky		

Lowest First Half: 19, Oregon State (12-01-16)

Highest First Half: 53, Central Florida (11-17-16)

Lowest 2nd Half: 19, Southern Miss (12-19-16)

Highest 2nd Half: 49, Lehigh (11-25-16)

MISSISSIPPI STATE BY THE NUMBERS

MSU'S 2016-17 RECORD WHEN . . .

Leads at Halftime	8-0
Trails at Halftime	1-4
Is Tied at Halftime	3-0
Shoots 45% or better from the field	10-0
Shoots less than 45% from the field	2-4
Opp. shoots less than 45% from the field	7-2
Opp. shoots 45% or better from the field	5-2
Outrebounds (or ties) the opponent	9-0
Outrebounded by the opponent	3-4
More Assists (or ties) than the opponent	12-2
Fewer Assists than the opponent	0-2
Fewer (or ties) TOs than opponent	9-3
More TOs than opponent	3-1
Holds opponents to 65 points or less	7-0
In games decided by 10 points or less	6-2

MSU'S 2016-17 RECORD IN . . .

All Games	12-4
Home Games	7-3
Road Games	2-0
Neutral-sites	3-1
Non-SEC Games	9-3
Non-SEC Home Games	6-2
Non-SEC Road Games	
Non-SEC Neutral-site Games	3-1
SEC Games	3-1
SEC Home Games	1-1
SEC Road Games	2-0
SEC Tournament	
November Games	4-2
December Games	5-1
January Games	3-1
February Games	
March Games	
Monday Games	2-0
Tuesday Games	1-1
Wednesday Games	0-1
Thursday Games	3-1
Friday Games	2-1
Saturday Games	2-0
Sunday Games	2-0
Overtime Games	
Television Games	11-4
Games vs. Ranked Opponents	

MISC. 2016-17 TEAM STATS

Largest Lead Surrendered in Loss:

6, Alabama (1-3-17)

Largest Deficit Overcome in Win:

11, UTEP (11-20-16)

Largest Lead at Anytime:

47, Southern Miss (12-19-16)

Largest Deficit Anytime:

28, Central Florida (11-17-16)

MISCELLANEOUS MSU INDIVIDUAL STATISTICS

Games Scoring in Double Figures: Weatherspoon 12, Holman 10, Peters 9, Ready 8, Kegler 7, Carter 7, Wright 2, Herard

Games Scoring 20-plus Points: Weatherspoon 6, Ready, Peters

Games Scoring 30-plus Points:

Games Rebounding in Double Figures: Holman 3, Schnider

Games With Double Figures in Assists:

Games With Double-Doubles: Holman 2

Games With Triple-Doubles:

Games As Team High Scorer (or co-leader): Weatherspoon 8, Holman 3, Ready 2, Peters, Kegler, Herard

Games As Team High Rebounder (or co-leader): Kegler 7, Holman 6, Weatherspoon 2, Herard 2, Schnider, Wright

Games As Team Leader in Assists (or co-leader): Ready 13, Weatherspoon 2, Peters 2, Kegler

Games As Team Leader in Steals (or co-leader): Weatherspoon 5, Ready 5, Peters 3, Holman 2, Carter 2, Kegler 2, Stapleton 2

Games As Team Leader in Blocks (or co-leader): Holman 12, Datcher 4, Carter 2, Herard 2, Wright, Peters, Weatherspoon

Games As Team Leader in Turnovers (or co-leader): Ready 4, Weatherspoon 4, Kegler 3, Holman 2, Herard 2, Peters 2, Strugg, Carter

MSU'S RECORD BY STARTING LINEUP

Weatherspoon, Ready, Carter, Kegler, Holman	7-2
Weatherspoon, Ready, Carter, Stapleton, Holman	1-0
Peters, Ready, Carter, Kegler, Holman	0-1
Wright, Ready, Carter, Kegler, Holman	1-0
Weatherspoon, Ready, Stapleton, Kegler, Herard	0-1
Weatherspoon, Peters, Kegler, Herard, Holman	3-0

GAME-BY-GAME STARTERS

Opponent	Date	Guard	Guard	Guard	Forward	Forward	Record
Norfolk State	11-11-16	W'Spoon	Ready	Carter	Kegler	Holman	1-0
Central Florida	11-17-16	W'Spoon	Ready	Carter	Kegler	Holman	1-1
Boise State	11-18-16	W'Spoon	Ready	Carter	Kegler	Holman	2-1
UTEP	11-20-16	W'Spoon	Ready	Carter	Kegler	Holman	3-1
Lehigh	11-25-16	Peters	Ready	Carter	Kegler	Holman	3-2
Northwestern State	11-28-16	Wright	Ready	Carter	Kegler	Holman	4-2
Oregon State	12-01-16	W'Spoon	Ready	Carter	Kegler	Holman	5-2
Georgia State	12-04-16	W'Spoon	Ready	Carter	Kegler	Holman	6-2
East Tennessee St.	12-14-16	W'Spoon	Ready	Carter	Kegler	Holman	6-3
Southern Miss	12-19-16	W'Spoon	Ready	Carter	Kegler	Holman	7-3
Morehead State	12-22-16	W'Spoon	Ready	Carter	Stapleton	Holman	8-3
UMKC	12-29-16	W'Spoon	Ready	Carter	Kegler	Holman	9-3
Alabama	01-03-17	W'Spoon	Ready	Stapleton	Kegler	Herard	9-4
LSU	01-07-17	W'Spoon	Peters	Kegler	Herard	Holman	10-4
Arkansas	01-10-17	W'Spoon	Peters	Kegler	Herard	Holman	11-4
Texas A&M	01-14-17	W'Spoon	Peters	Kegler	Herard	Holman	12-4

2016-17 Win-Loss Differential

Diff.	1	2	3	4	5	6	7	8	9	10	11	12	13	14	15	16	17	18	19	20	21	22	23	24	25+
Won				1		2	1	1	1			1					2					1	1		1
Lost		1								1				1											1

MISSISSIPPI STATE BY THE NUMBERS

Mississippi State In Overtime Games

This Season	0-1
Overall Overtime Record	60-50
<i>Home Overtime Record</i>	34-22
<i>Road Overtime Record</i>	18-20
<i>Neutral Site Overtime Record</i>	8-8
Humphrey Coliseum Overtime Record	25-17
SEC Tournament Overtime Record	2-5
Double Overtime Record	6-5
Four Overtime Record	0-2
Postseason Overtime Record	1-0
Last OT Played (1OT)	vs. Alabama (L, 82-80, 2/2/16)
Last Double OT	vs. UMass (L, 101-96, 3/13/12)
Last Triple OT	vs. Alabama (L, 79-78, 2/27/71)
Last Four OT	vs. Ole Miss (W, 104-102, 1/24/90)

Mississippi State Coaches In Overtime Games

Babe McCarthy	6-5
<i>Home Overtime Record</i>	2-2
<i>Road Overtime Record</i>	2-2
<i>Neutral Site Overtime Record</i>	2-1
Joe Dan Gold	5-3
<i>Home Overtime Record</i>	3-3
<i>Road Overtime Record</i>	1-0
<i>Neutral Site Overtime Record</i>	1-0
Kermit Davis	8-6
<i>Home Overtime Record</i>	5-3
<i>Road Overtime Record</i>	3-3
Ron Greene	2-0
<i>Home Overtime Record</i>	2-0
Jim Hatfield	3-3
<i>Home Overtime Record</i>	3-2
<i>Road Overtime Record</i>	0-1
Bob Boyd	3-4
<i>Home Overtime Record</i>	2-1
<i>Road Overtime Record</i>	1-2
<i>Neutral Site Overtime Record</i>	0-1
Richard Williams	15-11
<i>Home Overtime Record</i>	7-3
<i>Road Overtime Record</i>	5-5
<i>Neutral Site Overtime Record</i>	3-3
Rick Stansbury	15-16
<i>Home Overtime Record</i>	7-6
<i>Road Overtime Record</i>	6-7
<i>Neutral Site Overtime Record</i>	2-3
Rick Ray	3-1
<i>Home Overtime Record</i>	3-1
Ben Howland	0-1
<i>Home Overtime Record</i>	0-1



Mississippi State's last overtime game was last February at home against Alabama, an 82-80 setback.

OVERTIME FOES

TEAM	RECORD	TEAM	RECORD
Alabama	6-7	Morehead State	1-0
Alaska-Fairbanks	1-0	Northeastern Louisiana	0-1
Arkansas	2-1	Northwestern State	0-1
Auburn	6-4	Oklahoma	1-0
Baylor	1-0	Ole Miss	6-3
BYU	0-1	Old Dominion	0-1
California	0-1	San Diego	0-1
Drake	1-0	Santa Clara	2-0
Florida	0-3	Southern Mississippi	1-0
Florida State	1-0	Southwestern Louisiana	1-0
Georgia	3-3	South Alabama	1-0
Georgia Tech	1-0	South Carolina	3-0
Houston	0-1	Tennessee	6-2
Idaho	0-1	Texas	1-0
Kentucky	4-5	Texas A&M	1-1
Loyola	1-0	Troy	2-0
LSU	3-4	Tulane	0-1
Memphis	1-0	UAB	0-1
Missouri-Kansas City	0-1	UMass	0-1
Montana	1-0	Vanderbilt	2-5

THE LAST TIME . . .

THE LAST TIME AN MSU PLAYER ...

Scored 30 or more points in a game:

32, Ravern Johnson vs. Tenn. St. (11-12-10)

Scored 33 or more points in a game:

33, Craig Sword at LSU (2-19-14)

Scored 34 or more points in a game:

34, Arnett Moultrie vs. UMass (3-13-12)

Scored 35 or more points in a game:

36, Jeff Malone at Ole Miss (2-19-83)

Scored 37 or more points in a game:

39, Jeff Malone vs. Alabama (1-31-83)

Scored 40 or more points in a game:

40, Rickey Brown vs. Auburn (3-7-77)

Scored 20+ points in back-to-back games:

Quinnndary Weatherspoon (27 vs. Morehead State 12-22-16; 25 vs. UMKC (12-29-16)

Scored 20+ points in three-consecutive games:

Craig Sword (24 vs. Loyola, 12-01-13; 24 vs. TCU, 12-05-13; 22 vs. SELA, 12-13-13)

Scored 20+ points in five-consecutive games:

Jeff Malone, 1982-83 (11 consecutive)

Scored 30+ points in back-to-back games:

Jeff Malone (36 at Ole Miss & 30 vs. Georgia, 1982-83)

Scored 30+ points in three-consecutive games:

Jeff Malone (33 at LSU; 36 at Ole Miss & 30 vs. Georgia, 1982-83)

Two players score 20+ points in same game:

Gavin Ware, 21; Quinnndary Weatherspoon, 23, vs. Tennessee (1-16-16)

Made 10 field goals in a game:

10, Weatherspoon vs. Morehead (12-22-16)

Made 11 field goals in a game:

11, Gavin Ware, Ole Miss (3-2-16)

Made 12 field goals in a game:

12, Gavin Ware, Alabama (2-2-16)

Made 13 field goals in a game:

13, Horatio Webster vs. SW Missouri St. (11-23-97)

Made 14 field goals in a game:

14, Cameron Burns at Georgia (1-17-90)

Made 15 or more field goals in a game:

16, Raymond Brown vs. Florida (3-2-85)

Attempted 20 field goals in a game:

20, Ravern Johnson vs. St. Mary's (12-29-10)

Attempted 21 or more field goals in a game:

21, Dee Bost vs. Kentucky (2-16-10)

Attempted 23 or more field goals in a game:

23, Arnett Moultrie vs. UMass (3-13-12)

Attempted 25 field goals in a game:

25, Chuck Evans at Alabama (3-6-93)

Attempted 26 field goals in a game:

26, Tony Watts at Ole Miss (2-22-92)

Attempted 27 or more field goals in a game:

28, Jeff Malone vs. Vanderbilt (1-8-83)

Made six 3-pointers in a game:

6, Q. Weatherspoon vs. Arkansas (1-10-17)

Made seven 3-pointers in a game:

7, Malik Newman vs. Ole Miss (1-23-16)

Made eight or more 3-pointers in a game:

8, Winsome Frazier vs. UMKC (11-23-04)

Attempted 11 3-pointers in a game:

11, Dee Bost vs. Detroit (12-17-11)

Attempted 12 3-pointers in a game:

12, Ravern Johnson vs. ETSU (12-11-10)

Attempted 13 or more 3-pointers in a game:

13, Dee Bost vs. Troy (12-10-11)

Attempted 16 or more 3-pointers in a game:

17, Darryl Wilson vs. Alabama (3-4-95)

Made 14 or more free throws in a game:

14, Trivante Bloodman vs. Auburn (2-15-14)

Made 15 or more free throws in a game:

15, Craig Sword vs. Ole Miss (1-11-14)

Attempted 17 free throws in a game:

17, Jarvis Varnado at Houston (12-19-09)

Attempted 18 free throws in a game:

18, Craig Sword vs. Ole Miss (1-11-14)

Attempted 19 free throws in a game:

19, Carl Nichols vs. SE La. (12-1-88)

Had 16 rebounds in a game:

16, Gavin Ware vs. Maryland ES (1-2-14)

Had 17 rebounds in a game:

17, Gavin Ware at Auburn (1-21-15)

Had 18 or more rebounds in a game:

21, Wesley Morgan vs. SE La. (11-28-05)

Had 22 or more rebounds in a game:

23, Rickey Brown vs. Vanderbilt (12-6-79)

Had 24 or more rebounds in a game:

24, Wiley Peck vs. Alabama (1-27-79)

Had 10 or more offensive rebounds in a game:

11, Arnett Moultrie vs. Northwestern State (12-22-11)

Had 10 or more defensive rebounds in a game:

10, Aric Holman vs. So. Miss (12-19-16)

Had 13 or more defensive rebounds in a game:

13, Colin Borchert (3-9-13)

Had 15 or more defensive rebounds in a game:

15, Jarvis Varnado at San Diego (12-31-09)

Had 10 assists in a game:

10, Dee Bost vs. LSU (1-25-11)

Had 11 assists in a game:

11, I.J. Ready vs. No. Colorado (12-23-15)

Had 13 assists in a game:

13, Dee Bost vs. Ole Miss (2-9-12)

Had 14 assists in a game:

14, Gary Ervin vs. Florida A&M (12-20-04)

Had 15 or more assists in a game:

16, Chuck Evans at UMKC (2-23-93)

Had 10 or more turnovers in a game:

10, Charles Rhodes vs. Nicholls (11-11-06)

Had five or more blocks in a game:

5, Aric Holman vs. North'wern St. (11-28-16)

Had seven blocks in a game:

7, Jarvis Varnado at LSU (2-20-10)

Had eight blocks in a game:

8, Jarvis Varnado vs. Alabama (2-24-10)

Had nine blocks in a game:

9, Jarvis Varnado at Vanderbilt (2-3-10)

Had 10 blocks in a game:

10, Jarvis Varnado vs. Arkansas (1-14-10)

Had 10+ blocks in two consecutive games:

Jarvis Varnado (10 vs. Georgia & 10 vs. Kentucky, 2007-08)

Had five steals in a game:

5, Lamar Peters vs. Texas A&M (1-14-17)

Had six or more steals in a game:

7, Craig Sword vs. Ole Miss (1-11-14)

LAST TIME AN MSU TEAM...

Scored 100 or more points:

106 vs. Eastern Washington (11-13-15)

Scored 100 or more points in an SEC game:

105 vs. Auburn (3-2-04)

Allowed 100 or more points in an SEC game:

115 at Arkansas (2-20-93)

Allowed 100 or more points in non-SEC play:

105 vs. Miami (11-19-15)

Was held to 52 points or less:

51 vs. Alabama (2-10-15)

Was held to 50 points:

50 vs. Alabama (2-25-12)

Was held to 49 points or less:

47 vs. Florida (1-10-15)

Was held to 45 points or less:

41 at Georgia (2-7-15)

Was held to 40 points or less:

36 vs. Missouri (2-13-13)

Was held to 35 points or less:

31 vs. Vanderbilt (2-23-13)

Was held to fewer than 10 points in a half:

9 at Arkansas, first (2-7-15)

Held opponent to 59 points or less:

59 vs. Texas A&M (1-14-17)

Held opponent to 56 points or less:

56 at Vanderbilt (3-4-15)

Held opponent to 55 points or less:

54 vs. UMKC (12-29-16)

Held opponent to 50 points or less:

46 vs. Arkansas (2-9-16)

Held opponent to 45 points or less:

44 vs. Southern Miss (12-19-16)

Held opponent to 42 points or less:

42 vs. Texas-San Antonio (12-4-12)

Held opponent to 39 points or less:

39 at LSU (1-9-08)

Shot 50 percent or better from the field:

.541 [33-61] vs. LSU (1-7-17)

Shot 55 percent or better from the field:

.582 [33-55] vs. No. Colorado (12-23-15)

Shot 60 percent or better from the field:

.621 [41-66] vs. E. Washington (11-13-15)

Shot 65 percent or better from the field:

.660 [35-53] vs. Western Kentucky (1-5-09)

Was held to less than 35 percent from the field:

.323 [20-62] vs. Central Florida (11-17-16)

Was held to less than 30 percent from the field:

.283 [17-60] vs. North Carolina (11-19-12)

Was held to less than 25 percent from the field:

.175 [7-40] vs. Vanderbilt (2-23-13)

Held opp. to 35 percent or less from the field:

.306 [19-62] vs. Texas A&M (1-6-16)

Held opp. to 30 percent or less from the field:

.283 [17-60] vs. UMKC (12-29-16)

Held opp. to 25 percent or less from the field:

.231 [15-65] vs. Southern Miss (12-19-16)

Opponent shot 50 percent or better:

.500 [28-56] Moorehead State (12-22-16)

Opponent shot 60 percent or better:

.623 [33-53] Missouri (3-1-14)

Made 35 or more field goals:

35 vs. Texas Southern (12-2-15)

Made 40 or more field goals:

41 vs. Eastern Washington (11-13-15)

Made fewer than 15 field goals:

14 at Arkansas (2-7-15)

Attempted 70 or more shots from the field:

71 vs. Alabama (2-2-16)

Attempted 80 or more shots from the field:

80 at Alabama (2-21-09)

Attempted just 40 shots from the field:

40 vs. Vanderbilt (2-23-13)

Attempted 39 or fewer shots from the field:

39 at Vanderbilt (3-4-15)

Attempted 35 or fewer shots from the field:

34 vs. Tennessee (2-3-15)

Made 10 or more 3-pointers:

11 vs. LSU (1-7-17)

Made 12 3-pointers:

12 vs. Arkansas (1-10-17)

Made 13 3-pointers:

13 vs. Georgia State (12-04-16)

Made 15 3-pointers:

15 vs. North Carolina A&T (12-12-10)

Made 16 3-pointers:

16 vs. Troy (12-10-11)

Made 17 3-pointers:

17 vs. Southern Miss (12-19-16)

Did not make a 3-pointer:

[0-10] at Arkansas (2-7-15)

Made just one 3-pointer:

vs. Tennessee (1-7-15)

Made just two 3-pointers:

vs. Northwestern State (11-28-16)

Opponent made 15 or more 3-pointers:

16, Arkansas (1-9-16)

Opponent made just one 3-pointer:

vs. Texas A&M (1-14-17)

Attempted nine 3-pointers or less:

9 vs. Tennessee (1-7-15)

Attempted six 3-pointers or less:

6 at Ole Miss (1-29-03)

Attempted 25 3-pointers:

25 vs. Auburn (3-5-16)

THE LAST TIME (CONTINUED) . . .

Attempted 26 3-pointers:

26 vs. Arkansas (1-10-17)

Attempted 27 3-pointers:

27 vs. Texas Southern (12-2-15)

Attempted 28 3-pointers:

28 vs. Georgia (2-13-16)

Attempted 29 or more 3-pointers:

29 vs. Southern Miss (12-19-16)

Attempted 30 or more 3-pointers:

34 vs. Georgia State (12-04-16)

Attempted 35 or more 3-pointers:

35 vs. Kentucky (2-16-10)

Made 31 or more free throws:

31 vs. Auburn (1-22-14)

Made 40 or more free throws:

41 vs. LSU (2-11-09)

Made 50 or more free throws:

52 vs. LSU (2-11-09)

Made fewer than five free throws:

4 at Vanderbilt (2-1-14)

Made fewer than four free throws:

3 vs. Baylor (12-28-11)

Made only 1 free throw:

1 vs. Florida (1-30-14)

Attempted 30 or more free throws:

30 vs. Texas A&M (1-14-17)

Attempted 35 or more free throws:

35 vs. Tennessee (2-3-15)

Attempted 40 or more free throws:

44 vs. Tennessee (1-7-15)

Attempted 45 or more free throws:

45 vs. Florida A&M (12-17-13)

Attempted fewer than 10 free throws:

9, vs. Georgia State (12-4-16)

Had 50 or more rebounds:

50 vs. Arkansas (2-9-16)

Had 55 or more rebounds:

58 vs. Troy (12-10-05)

Had 59 or more rebounds:

59 at Houston (12-19-09)

Had fewer than 25 rebounds:

21 vs. McNeese State (12-30-14)

Had 20 or fewer rebounds:

20 at Kentucky (1-12-16)

Had 20 or more assists:

20 vs. South Carolina (2-27-16)

Had 21 or more assists:

21 vs. Southern Miss (12-19-16)

Had 25 or more assists:

25 vs. St. Bonaventure (12-05-09)

Had 30 or more assists:

30 vs. Troy (12-10-11)

Had 5 Assists:

5, Florida State (12-16-15)

Had Fewer Than 5 Assists:

4, Tennessee (1-2-15)

Had 20 or more turnovers:

20 vs. South Carolina (3-6-13)

Had 21 or more turnovers:

21 vs. Jacksonville (12-23-14)

Had 23 or more turnovers:

23 vs. Arkansas (2-21-15)

Had 24 or more turnovers:

24 at Arkansas (2-7-15)

Had 25 turnovers:

26 vs. Mississippi Valley State (11-17-14)

Had 29 or more turnovers:

29 at Arkansas (1-23-13)

Had 30 or more turnovers:

31 at Kentucky (1-7-97)

Had 34 or more turnovers:

34 at Evansville (12-17-75)

Had fewer than 10 turnovers:

8 vs. UTEP (11-20-16)

Had five or fewer turnovers:

5 vs. Morehead State (12-22-16)

Forced 25 or more turnovers

26 vs. Kennesaw State (11-14-13)

Had 10 blocked shots:

10 vs. Texas Southern (12-2-15)

Had 11 blocked shots:

11 vs. Southern Miss (12-19-16)

Had 12 blocked shots:

12 at South Carolina (1-26-16)

Had 13 blocked shots:

13 vs. Arkansas (1-14-10)

Had 14 blocked shots:

14 vs. Texas-Pan American (11-24-09)

Had 16 blocked shots:

16 vs. Georgia (1-12-08)

Had 10 steals:

10 at South Carolina (1-16-16)

Had 11 steals:

11 vs. Texas A&M (1-14-17)

Had 12 steals:

12 vs. Ole Miss (3-2-16)

Had 13 steals:

13 vs. Boise State (11-18-16)

Had 14 steals:

14 vs. South Carolina (1-9-13)

Had 15 steals:

15 vs. Florida Gulf Coast (12-19-13)

Had 17 or more steals:

17 vs. Oregon State (12-01-16)

Had 20 or more steals:

20 vs. Nicholls State (11-17-01)

Had 1 steal or less:

1 vs. Vanderbilt (3-11-11)

1 LAMAR PETERS



Freshman | Guard

6-0 | 188

New Orleans, LA

Landry-Walker HS

Season Highs

Points: 24, Georgia State 12-4-16
FGM: 9, Georgia State 12-4-16
FGA: 12, 2x, last vs Arkansas 1-10-17
3FGM: 6, Georgia State 12-4-16
3FGA: 10, 2x, last vs Arkansas 1-10-17
FTM: 11, TAMU 1-14-17
FTA: 11, TAMU 1-14-17
Rebounds: 6, Georgia State 12-4-16
Assists: 5, LSU 1-7-17
Blocks: 2, Southern Miss 12-19-16
Steals: 5, TAMU 1-14-17
Minutes: 31, 2x, last vs TAMU 1-14-17

Peters' Notes . . .

-Made his collegiate debut against Norfolk State on November 11, 2016

- Earned his first-career steal against Boise State.

-Led the team in 3-pointers with 4 against UTEP.

-Had a career-high 24 points against Georgia State on 9-12 shooting.

-Tied his career-high 4 assists against Georgia State.

-Had a career-high 3 steals against ETSU.

-Earned his first career (2) blocks against Southern Miss.

-Totalled 9 points to surpass 100 on the year (102) against Alabama.

-Career-high 5 assists atLSU.

-Has scored in double digits in 9 of the 14 games he has played.

-Had career-high 5 steals vs. Texas A&M and was 11-of-11 at FTL.

2016-17 Game-By-Game

Opponent	MIN	FG	Pct.	3FG	Pct.	FT	Pct.	O-D-R	PF	A	TO	B	S	PTS
N11 Norfolk State	15	0-3	.000	0-2	.000	0-0	.000	0-1-1	2	3	4	0	0	0
N17 Central Florida	-DNP-													
N18 Boise State	14	0-4	.000	0-3	.000	0-0	.000	1-0-1	3	1	0	0	1	0
N20 UTEP	23	4-6	.667	4-5	.800	1-1	1.000	0-1-1	3	4	1	0	0	13
N25 Lehigh	31	4-10	.400	3-7	.429	0-0	.000	0-2-2	1	1	1	0	0	11
N28 Northwestern State	-DNP-													
D1 Oregon State	15	3-6	.500	2-3	.667	2-2	1.000	0-1-1	4	3	1	0	2	10
D4 Georgia State	26	9-12	.750	6-9	.667	0-0	.000	1-5-6	2	4	1	0	0	24
D14 ETSU	22	3-10	.300	3-7	.429	1-2	.500	0-1-1	4	2	3	0	3	10
D19 Southern Miss	23	5-11	.455	4-7	.571	1-1	1.000	0-3-3	3	5	0	2	0	15
D22 Morehead State	24	1-4	.250	1-4	.250	0-0	.000	0-1-1	2	0	0	0	0	3
D29 UMKC	22	3-5	.600	0-1	.000	1-3	.333	0-1-1	5	2	2	1	0	7
J3 Alabama	21	4-9	.444	1-4	.250	0-0	.000	0-1-1	5	4	1	0	2	9
J7 LSU	27	4-10	.400	2-5	.400	5-6	.833	0-1-1	2	5	3	0	1	15
J10 Arkansas	30	5-12	.417	4-10	.400	0-0	.000	0-3-3	1	2	3	0	0	14
J14 Texas A&M	31	1-7	.143	1-5	.200	11-11	1.000	1-1-2	1	4	3	0	5	14
J17 Kentucky														
J21 Tennessee														
J25 Missouri														
J28 Alabama														
J31 Ole Miss														
F4 Tennessee														
F7 Auburn														
F11 South Carolina														
F14 Georgia														
F18 Florida														
F21 Ole Miss														
F25 Vanderbilt														
F28 South Carolina														
M4 LSU														
M8-12 SEC Tournament														

CAREER STATS FOR LAMAR PETERS

Year	GP-GS	Min/Avg	FG-FGA	Pct	3FM-3GA	Pct	FT-FTA	Pct	Rebs	PF-D	Asst	TO	Blk	Stl	Pts/Avg
2016-17	14-4	324/23.1	46-109	.422	31-72	.431	22-26	.846	25-1.8	38-2	40	23	3	14	145/10.4

2 ELI WRIGHT



Freshman | Gaurd

6-4 | 203

Owensboro, KY

22 Feet Academy

Season Highs

Points: 11, NWST 11-28-16
FGM: 4, twice, last vs LSU 1-7-17
FGA: 5, NWST 11-28-16
3FGM: 1, twice, last vs LSU 1-7-17
3FGA: 2, twice, last vs Oregon State 12-1-16
FTM: 3, 5x last vs Oregon State 12-1-16
FTA: 5, NWST 11-28-16
Rebounds: 7, NWST 11-28-16
Assists: 3, Boise State 11-18-16
Blocks: 1, UTEP 11-20-16
Steals: 2, Oregon State 12-1-16
Minutes: 31, NWST 11-28-16

Wright's Notes . . .

- Made his collegiate debut against Norfolk State.
- Earned his first collegiate points with 2 against UCF.
- Earned his first collegiate block against UTEP.
- Had a career-high 31 minutes against Northwestern State.
- Had a career-high 11 points against Northwestern State.
- Had a career-high 2 steals against Oregon State.
- Best SEC game was 9 points at LSU.

2016-17 Game-By-Game

Opponent	MIN	FG	Pct.	3FG	Pct.	FT	Pct.	O-D-R	PF	A	TO	B	S	PTS
N11 Norfolk State	13	0-2	.000	0-1	.000	0-0	.000	0-1-1	4	0	0	0	0	0
N17 Central Florida	15	0-2	.000	0-2	.000	2-2	1.000	0-0-0	4	0	1	0	0	2
N18 Boise State	15	0-1	.000	0-1	.000	2-2	1.000	0-0-0	2	3	1	0	1	0
N20 UTEP	10	0-3	.000	0-1	.000	0-0	.000	0-1-1	0	0	0	1	0	0
N25 Lehigh	18	0-2	.000	0-1	.000	2-2	1.000	0-1-1	0	0	1	0	1	2
N28 Northwestern State	31	4-5	.800	0-1	.000	3-5	.600	3-4-7	4	1	1	0	1	11
D1 Oregon State	19	3-4	.750	1-2	.500	3-4	.750	0-3-3	1	1	0	0	2	10
D4 Georgia State	16	0-4	.000	0-2	.000	0-0	.000	1-1-2	0	0	1	0	0	0
D14 ETSU	12	1-1	1.000	0-0	.000	2-4	.500	0-0-0	2	0	0	0	0	4
D19 Southern Miss	-DNP-													
D22 Morehead State	3	0-2	.000	0-1	.000	0-0	.000	0-0-0	0	0	0	0	0	0
D29 UMKC	14	0-0	.000	0-0	.000	0-0	.000	0-2-2	1	0	1	0	0	0
J3 Alabama	1	0-0	.000	0-0	.000	0-0	.000	0-0-0	0	0	0	0	0	0
J7 LSU	11	4-4	1.000	1-1	1.000	0-2	.000	0-0-0	1	0	0	0	1	9
J10 Arkansas	3	1-2	.500	0-0	.000	0-0	.000	1-1-2	1	0	0	0	0	2
J14 Texas A&M	3	0-0	.000	0-0	.000	0-0	.000	0-0-0	0	0	0	0	0	0
J17 Kentucky														
J21 Tennessee														
J25 Missouri														
J28 Alabama														
J31 Ole Miss														
F4 Tennessee														
F7 Auburn														
F11 South Carolina														
F14 Georgia														
F18 Florida														
F21 Ole Miss														
F25 Vanderbilt														
F28 South Carolina														
M4 LSU														
M8-12 SEC Tournament														

CAREER STATS FOR ELI WRIGHT

Year	GP-GS	Min/Avg	FG-FGA	Pct	3FM-3GA	Pct	FT-FTA	Pct	Rebs	PF-D	Ast	TO	Blk	Stl	Pts/Avg
2016-17	15-1	185/12.3	13-32	.406	2-13	.154	14-21	.667	18-1.2	20-0	5	6	1	6	42/2.8

3 XAVIAN STAPLETON



Sophomore | Guard

6-6 | 195

Flora, MS

Madison Central HS

Season Highs

Points: 9, UMKC 12-29-16
FGM: 3, twice, last vs UMKC 12-29-16
FGA: 7, UMKC 12-29-16
3FGM: 2, Southern Miss 12-19-16
3FGA: 3, UMKC 12-29-16
FTM: 6, Arkansas 1-10-17
FTA: 7, Arkansas 1-10-17
Rebounds: 7, Arkansas 1-10-17
Assists: 1, UMKC 12-29-16
Blocks: 1, 4x, last vs Alabama 1-3-17
Steals: 2, 3x, last vs UMKC 12-29-16
Minutes: 18, UMKC 12-29-16

Stapleton's Notes . . .

-Appeared in his first game at MSU against Southern Miss after being out for an ACL injury.

-Had 8 points, 1 block, 2 steals and 1 rebound in his first appearance as a Bulldog.

-Started his second game back against Morehead State.

-Had a season-high 3 rebounds against Morehead State.

-Season high of 9 points came against UMKC, while his best SEC outing was at Arkansas with 8 points.

2016-17 Game-By-Game

Opponent	MIN	FG	Pct.	3FG	Pct.	FT	Pct.	O-D-R	PF	A	TO	B	S	PTS
N11 Norfolk State	-DNP-													
N17 Central Florida	-DNP-													
N18 Boise State	-DNP-													
N20 UTEP	-DNP-													
N25 Lehigh	-DNP-													
N28 Northwestern State	-DNP-													
D1 Oregon State	-DNP-													
D4 Georgia State	-DNP-													
D14 ETSU	-DNP-													
D19 Southern Miss	11	3-5	.600	2-2	1.000	0-0	.000	0-1-1	2	0	0	1	2	8
D22 Morehead State	15	2-4	.500	1-2	.500	0-0	.000	1-2-3	2	0	0	1	2	5
D29 UMKC	18	3-7	.429	1-3	.333	2-4	.500	0-2-2	1	1	2	1	2	9
J3 Alabama	14	2-5	.400	0-2	.000	1-2	.500	0-1-1	2	0	0	0	1	5
J7 LSU	4	2-3	.667	0-1	.000	0-0	.000	0-0-0	0	0	0	0	1	4
J10 Arkansas	14	1-4	.250	0-2	.000	6-7	.857	3-4-7	2	0	0	0	1	8
J14 Texas A&M	7	1-2	.500	0-0	.000	1-2	.500	0-0-0	4	0	0	0	0	3
J17 Kentucky														
J21 Tennessee														
J25 Missouri														
J28 Alabama														
J31 Ole Miss														
F4 Tennessee														
F7 Auburn														
F11 South Carolina														
F14 Georgia														
F18 Florida														
F21 Ole Miss														
F25 Vanderbilt														
F28 South Carolina														
M4 LSU														
M8-12 SEC Tournament														

CAREER STATS FOR XAVIAN STAPLETON

Year	GP-GS	Min/Avg	FG-FGA	Pct	3FM-3GA	Pct	FT-FTA	Pct	Rebs	PF-D	Ast	TO	Blk	Stl	Pts/Avg
2016-17	7-2	83/11.9	14-30	.467	4-12	.333	10-15	.667	14-2.0	13-0	1	2	3	9	42/6.0

4 MARIO KEGLER



Freshman | Guard

6-7 | 220

Jackson, MS

Oak Hill Academy

Season Highs

Points: 16, Georgia State 12-4-16
FGM: 6, Georgia State 12-4-16
FGA: 13, Georgia State 12-4-16
3FGM: 4, Georgia State 12-4-16
3FGA: 8, Georgia State 12-4-16
FTM: 5, LSU 1-7-17
FTA: 6, 3x, last vs Arkansas 1-10-17
Rebounds: 9, Lehigh 11-25-16
Assists: 5, Arkansas 1-10-17
Blocks: 1, 2x, last vs TAMU 1-14-17.
Steals: 2, 3x, last vs UMKC 12-29-16
Minutes: 35, ETSU 12-14-16

Kegler's Notes . . .

-Earned his first-career start during his collegiate debut against Norfolk State.

-Had a career-high 5 rebounds against UCF on November 17, 2016.

-Had a career-high 12 points against Boise State on November 18, 2016.

-Career-high 9 rebounds against Lehigh.

-Had a career-high 16 points against Georgia State.

-Tied his career-high 2 steals against Georgia State.

-Had a career and team-high 5 assists against Arkansas.

-Best SEC game was against Alabama with 12 points and 7 rebounds.

2016-17 Game-By-Game

Opponent	MIN	FG	Pct.	3FG	Pct.	FT	Pct.	O-D-R	PF	A	TO	B	S	PTS
N11 Norfolk State	26	2-6	.333	2-4	.500	2-2	1.000	0-2-2	4	1	2	0	0	8
N17 Central Florida	22	3-7	.429	1-2	.500	0-0	.000	1-4-5	4	0	3	0	2	7
N18 Boise State	26	4-6	.667	2-4	.500	2-3	.667	1-3-4	2	0	3	0	1	12
N20 UTEP	27	2-10	.200	0-4	.000	2-2	1.000	1-7-8	1	0	0	0	0	6
N25 Lehigh	32	4-12	.333	1-3	.333	3-4	.750	4-5-9	2	0	3	0	0	12
N28 Northwestern State	30	4-12	.333	0-3	.000	0-0	.000	0-2-2	2	0	1	0	1	8
D1 Oregon State	28	4-5	.800	2-2	1.000	2-3	.667	1-2-3	1	1	3	0	1	12
D4 Georgia State	30	6-13	.462	4-8	.500	0-0	.000	1-3-4	1	3	2	0	2	16
D14 ETSU	35	5-7	.714	1-2	.500	1-3	.333	1-7-8	3	1	1	1	0	12
D19 Southern Miss	19	2-6	.333	1-4	.250	0-0	.000	0-7-7	3	1	0	0	0	5
D22 Morehead State	26	3-8	.375	0-4	.000	1-5	.200	3-4-7	0	1	0	0	0	7
D29 UMKC	25	2-8	.250	2-4	.500	2-3	.667	2-5-7	1	0	1	0	2	8
J3 Alabama	33	4-9	.444	0-5	.000	4-6	.667	1-6-7	2	0	1	0	0	12
J7 LSU	27	2-7	.286	2-5	.400	5-6	.833	1-6-7	3	0	2	0	0	11
J10 Arkansas	28	2-5	.400	0-2	.000	3-6	.500	0-3-3	4	5	3	0	1	7
J14 Texas A&M	28	1-7	.143	0-2	.000	2-5	.400	0-5-5	1	0	1	1	0	4
J17 Kentucky														
J21 Tennessee														
J25 Missouri														
J28 Alabama														
J31 Ole Miss														
F4 Tennessee														
F7 Auburn														
F11 South Carolina														
F14 Georgia														
F18 Florida														
F21 Ole Miss														
F25 Vanderbilt														
F28 South Carolina														
M4 LSU														
M8-12 SEC Tournament														

CAREER STATS FOR MARIO KEGLER

Year	GP-GS	Min/Avg	FG-FGA	Pct	3FM-3GA	Pct	FT-FTA	Pct	Rebs	PF-D	Asst	TO	Blk	Stl	Pts/Avg
2016-17	16-15	442/27.6	50-128	.422	18-58	.310	29-48	.604	88-5.5	34-0	13	27	2	10	147/9.2

5 JOE STRUGG



R- Freshman| Forward

6-9 | 196

Montgomery, AL

G.W. Carver HS

Season Highs

Points: 3, Southern Miss 12-19-16
FGM: 1, Southern Miss 12-19-16
FGA: 2, Southern Miss 12-19-16
3FGM: 1, Southern Miss 12-19-16
3FGA: 2, Southern Miss 12-19-16
FTM: --
FTA: --
Rebounds: 1, 3x, last vs UMKC 12-29-16
Assists: --
Blocks: --
Steals: --
Minutes: 6, Southern Miss 12-19-16

Strugg's Notes . . .

-Earned his first collegiate minutes played with 2 against UCF on November 17, 2016.

-Had a career-high 1 rebound against Oregon State.

-Had a career high 6 minutes and 3 points against Southern Miss.

-Has not appeared in any SEC games.

2016-17 Game-By-Game

Opponent	MIN	FG	Pct.	3FG	Pct.	FT	Pct.	O-D-R	PF	A	TO	B	S	PTS
N11 Norfolk State	-DNP-													
N17 Central Florida	2	0-0	.000	0-0	.000	0-0	.000	0-0-0	0	0	0	0	0	0
N18 Boise State	-DNP-													
N20 UTEP	-DNP-													
N25 Lehigh	-DNP-													
N28 Northwestern State	4	0-1	.000	0-0	.000	0-0	.000	0-0-0	1	0	0	0	0	0
D1 Oregon State	1	0-0	.000	0-0	.000	0-0	.000	0-1-1	0	0	0	0	0	0
D4 Georgia State	1	0-1	.000	0-1	.000	0-0	.000	0-1-1	0	0	0	0	0	0
D14 ETSU	-DNP-													
D19 Southern Miss	6	1-2	.500	1-2	.500	0-0	.000	0-0-0	1	0	3	0	0	3
D22 Morehead State	-DNP-													
D29 UMKC	1	0-0	.000	0-0	.000	0-0	.000	0-1-1	0	0	1	0	0	0
J3 Alabama	-DNP-													
J7 LSU	-DNP-													
J10 Arkansas	-DNP-													
J14 Texas A&M	-DNP-													
J17 Kentucky														
J21 Tennessee														
J25 Missouri														
J28 Alabama														
J31 Ole Miss														
F4 Tennessee														
F7 Auburn														
F11 South Carolina														
F14 Georgia														
F18 Florida														
F21 Ole Miss														
F25 Vanderbilt														
F28 South Carolina														
M4 LSU														
M8-12 SEC Tournament														

CAREER STATS FOR JOE STRUGG

Year	GP-GS	Min/Avg	FG-FGA	Pct	3FM-3GA	Pct	FT-FTA	Pct	Rebs	PF-D	Ast	TO	Blk	Stl	Pts/Avg
2016-17	6-0	15/2.5	1-4	.250	1-3	.333	0-0	.000	3-0.5	2-0	0	4	0	0	3/0.5

11 QUINNDARY WEATHERSPOON



Sophomore | Guard

6-4 | 205

Canton, MS

Velma Jackson HS

Season Highs

Points: 27, Morehead State 12-22-16
FGM: 10, Morehead State 12-22-16
FGA: 18, UCF, 11-17-16
3FGM: 6, Arkansas 1-10-17
3FGA: 8, 2x, last vs UMKC 12-29-16
FTM: 7, ETSU 12-14-16
FTA: 8, 2x, last vs Morehead State 12-22-16
Rebounds: 7, 4x, last vs LSU 1-7-17
Assists: 4, 2x, last vs UMKC 12-29-16
Blocks: 2, 2x, last vs LSU 1-7-17
Steals: 4, 3x, last vs Georgia State 12-4-16
Minutes: 36, twice, last vs Morehead State

Career Highs

Points: 27, Morehead State 12-22-16
FGM: 10, Morehead State 12-22-16
FGA: 18, UCF 11-17-16
3FGM: 6, Arkansas 1-10-17
3FGA: 8, 3x, last vs UMKC 12-29-16
FTM: 8, Vanderbilt, 2-16-16
FTA: 10, Vanderbilt, 2-16-16
Rebounds: 14, Missouri, 1-30-16
Assists: 4, twice, last vs UMKC 12-29-16
Blocks: 2, 3x, last vs LSU 1-7-17
Steals: 4, 3x, last vs Georgia State 12-4-16
Minutes: 41, Alabama, 2-2-16

2016-17 Game-By-Game

Opponent	MIN	FG	Pct.	3FG	Pct.	FT	Pct.	O-D-R	PF	A	TO	B	S	PTS
N11 Norfolk State	30	9-16	.563	2-5	.400	2-2	1.000	2-4-6	2	2	2	2	1	22
N17 Central Florida	35	6-18	.333	2-5	.400	5-5	1.000	2-5-7	0	4	1	1	1	19
N18 Boise State	35	9-12	.750	1-3	.333	6-7	.857	1-3-4	1	2	2	0	4	25
N20 UTEP	36	2-9	.222	0-2	.000	5-7	.714	0-3-3	3	2	0	0	2	9
N25 Lehigh	-DNP-													
N28 Northwestern State	-DNP-													
D1 Oregon State	30	6-7	.857	4-5	.800	5-6	.833	1-3-4	3	0	4	0	4	21
D4 Georgia State	27	5-12	.417	2-8	.250	2-2	1.000	1-2-3	4	3	3	0	4	14
D14 ETSU	32	3-14	.214	0-4	.000	7-8	.875	3-4-7	2	1	3	0	0	13
D19 Southern Miss	26	4-8	.500	4-4	1.000	4-4	1.000	1-0-1	2	2	2	0	1	16
D22 Morehead State	36	10-17	.588	1-3	.333	6-8	.759	1-4-5	2	3	1	0	2	27
D29 UMKC	25	9-15	.600	5-8	.625	2-5	.400	2-5-7	2	4	2	0	1	25
J3 Alabama	33	2-11	.182	1-6	.167	2-2	1.000	2-3-5	4	2	4	0	1	7
J7 LSU	33	6-11	.545	1-3	.333	1-2	.500	4-3-7	2	1	6	2	3	14
J10 Arkansas	34	8-11	.727	6-7	.857	3-4	.750	2-4-6	2	2	0	0	1	25
J14 Texas A&M	33	5-8	.625	3-5	.600	0-0	.000	0-1-1	2	1	1	0	2	13
J17 Kentucky														
J21 Tennessee														
J25 Missouri														
J28 Alabama														
J31 Ole Miss														
F4 Tennessee														
F7 Auburn														
F11 South Carolina														
F14 Georgia														
F18 Florida														
F21 Ole Miss														
F25 Vanderbilt														
F28 South Carolina														
M4 LSU														
M8-12 SEC Tournament														

Weatherspoon's Notes . . .

- Tabbed first-team All-SEC by league coaches and second-team by the media.

- Shot at 75% against Boise State on November 18, 2016.

- Played through a wrist injury against UTEP on November 20, 2016. Missed two games and then returned to score 21 points against Oregon State.

- Has now totaled 20-plus points eight times in his career, six times this year.

- Had a new career-high (27) points against Morehead State.

- Scored in double digits 12 times this season.

- Was 6-7 (85%) from the 3 at Arkansas.

- All 13 points against Texas A&M came in second half.

- In last two games, is 9-12 beyond the arc.

- On Monday, was named the SEC player of the week.

CAREER STATS FOR QUINNDARY WEATHERSPOON

Year	GP-GS	Min/Avg	FG-FGA	Pct	3FM-3GA	Pct	FT-FTA	Pct	Rebs	PF-D	Asst	TO	Blk	Stl	Pts/Avg
2015-16	31-17	836/27.0	133-297	.448	43-109	.394	62-77	.805	146-4.7	75-1	43	45	16	42	371/12.0
2016-17	14-14	445/31.8	84-169	.497	32-68	.471	50-62	.806	66-4.7	31-0	29	31	5	27	250/17.9
Totals	45-31	1281/28.5	217-466	.466	75-177	.424	112-139	.806	212-4.7	106-1	72	76	21	69	621-13.8

12 DREW DAVIS



Junior | Guard

5-10 | 172

Atlanta, GA

Fort Walton Beach HS

Season Highs

Points: 6, Southern Miss 12-19-16

FGM: 2, Southern Miss 12-19-16

FGA: 1, Oregon State 12-1-16

3FGM: 2, Southern Miss 12-19-16

3FGA: 1, Oregon State 12-1-16

FTM: --

FTA: --

Rebounds: --

Assists: --

Blocks: --

Steals: --

Minutes: 5, Southern Miss 12-19-16

Davis' Notes . . .

-Had a career-high 5 minutes against Southern Miss.

-Was 2-2 with 3-pointers against Southern Miss.

-Had a career-high 6 points against Southern Miss.

2016-17 Game-By-Game

Opponent	MIN	FG	Pct.	3FG	Pct.	FT	Pct.	O-D-R	PF	A	TO	B	S	PTS
N11 Norfolk State	-DNP-													
N17 Central Florida	-DNP-													
N18 Boise State	-DNP-													
N20 UTEP	-DNP-													
N25 Lehigh	-DNP-													
N28 Northwestern State	-DNP-													
D1 Oregon State	1	0-1	.000	0-1	.000	0-0	.000	0-0-0	0	0	0	0	0	0
D4 Georgia State	2	0-0	.000	0-1	.000	0-0	.000	0-0-0	0	0	0	0	0	0
D14 ETSU	-DNP-													
D19 Southern Miss	5	2-3	.667	2-2	1.000	0-0	.000	0-0-0	0	1	2	0	0	6
D22 Morehead State	-DNP-													
D29 UMKC	2	1-1	1.000	0-0	.000	0-0	.000	0-0-0	0	0	0	0	0	2
J3 Alabama	-DNP-													
J7 LSU	-DNP-													
J10 Arkansas	-DNP-													
J14 Texas A&M	-DNP-													
J17 Kentucky														
J21 Tennessee														
J25 Missouri														
J28 Alabama														
J31 Ole Miss														
F4 Tennessee														
F7 Auburn														
F11 South Carolina														
F14 Georgia														
F18 Florida														
F21 Ole Miss														
F25 Vanderbilt														
F28 South Carolina														
M4 LSU														
M8-12 SEC Tournament														

CAREER STATS FOR DREW DAVIS

Year	GP-GS	Min/Avg	FG-FGA	Pct	3FM-3GA	Pct	FT-FTA	Pct	Rebs	PF-D	Asst	TO	Blk	Stl	Pts/Avg
2016-17	4-0	10/2.5	3-5	.600	2-3	.667	0-0	.000	0-0	0-0	1	2	0	0	8/2.0

13 NICK SINGLETON



Sophomore | Guard

6-5 | 194

Decatur, GA

Columbia HS

Season Highs

Points: 5, NWST 11-28-16
 FGM: 2, NWST 11-28-16
 FGA: 4, NWST 11-28-16
 3FGM: 1, NWST 11-28-16
 3FGA: 2, NWST 11-28-16
 FTM: --
 FTA: --
 Rebounds: 2, UCF, 11-17-16
 Assists: --
 Blocks: --
 Steals: 1, NWST 11-28-16
 Minutes: 13, NWST 11-28-16

2016-17 Game-By-Game

Opponent	MIN	FG	Pct.	3FG	Pct.	FT	Pct.	O-D-R	PF	A	TO	B	S	PTS
N11 Norfolk State	-DNP-													
N17 Central Florida	2	0-0	.000	0-0	.000	0-0	.000	1-1-2	0	0	0	0	0	0
N18 Boise State	-DNP-													
N20 UTEP	-DNP-													
N25 Lehigh	-DNP-													
N28 Northwestern State	13	2-4	.500	1-2	.500	0-0	.000	0-1-1	1	0	0	0	1	5
D1 Oregon State	1	0-0	.000	0-0	.000	0-0	.000	0-0-0	0	0	0	0	0	0
D4 Georgia State	2	0-1	.000	0-0	.000	0-0	.000	0-0-0	1	0	0	0	0	0
D14 ETSU	-DNP-													
D19 Southern Miss	6	0-1	.000	0-1	.000	0-0	.000	0-0-0	0	1	1	1	0	0
D22 Morehead State	-DNP-													
D29 UMKC	-DNP-													
J3 Alabama	-DNP-													
J7 LSU	-DNP-													
J10 Arkansas	-DNP-													
J14 Texas A&M	-DNP-													
J17 Kentucky														
J21 Tennessee														
J25 Missouri														
J28 Alabama														
J31 Ole Miss														
F4 Tennessee														
F7 Auburn														
F11 South Carolina														
F14 Georgia														
F18 Florida														
F21 Ole Miss														
F25 Vanderbilt														
F28 South Carolina														
M4 LSU														
M8-12 SEC Tournament														

Singleton's Notes . . .

-Had his first collegiate appearance with 2 minutes against UCF on November 17, 2016

-Had a career-high 13 minutes against Northwestern State.

-Had a career-high 5 points against Northwestern State.

CAREER STATS FOR NICK SINGLETON

Year	GP-GS	Min/Avg	FG-FGA	Pct	3FM-3GA	Pct	FT-FTA	Pct	Rebs	PF-D	Ast	TO	Blk	Stl	Pts/Avg
2016-17	5-0	24/4.8	2-6	.333	1-3	.333	0-0	.000	3-0.6	2-0	1	1	1	1	5/1.0

15 I.J. READY



Senior | Guard

5-11 | 166

Rixey, AR

Parkview Magent HS

Season Highs

Points: 20, Lehigh 11-25-16
FGM: 8, Lehigh 11-25-16
FGA: 16, Lehigh 11-25-16
3FGM: 3, LSU 1-7-17
3FGA: 6, UCF, 11-17-16
FTM: 6, 2x, last vs Arkansas 1-10-17
FTA: 7, NWST 11-28-16
Rebounds: 6, twice, last vs LSU 1-7-17
Assists: 8, twice, last vs LSU 1-7-17
Blocks: --
Steals: 5, 3x, last vs Arkansas 1-10-17
Minutes: 35, Lehigh 11-25-16

Career Highs

Points: 25, Eastern Washington, 11-13-15
FGM: 8, twice, last vs Lehigh 11-25-16
FGA: 16, 4x, last vs Lehigh 11-25-16
3FGM: 4, Georgia, 1-24-15
3FGA: 7, 7x, last vs. Texas Southern, 12-2-15
FTM: 8, Eastern Washington, 11-13-15
FTA: 9, Eastern Washington, 11-13-15
Rebounds: 8, twice, last vs. Auburn, 1-21-15
Assists: 11, twice, last vs. Northern Colorado, 12-23-15
Blocks: 1, Arkansas, 2-9-16
Steals: 5, 3x, last vs. NWST 11-28-16
Minutes: 36, Ole Miss, 3-2-16

2016-17 Game-By-Game

Opponent	MIN	FG	Pct.	3FG	Pct.	FT	Pct.	O-D-R	PF	A	TO	B	S	PTS
N11 Norfolk State	31	5-13	.385	1-2	.500	3-4	.750	0-3-3	2	7	0	0	0	14
N17 Central Florida	30	6-15	.400	1-6	.167	2-2	1.000	1-2-3	1	4	2	0	1	15
N18 Boise State	27	5-9	.556	1-2	.500	2-3	.667	1-2-3	2	6	0	0	3	13
N20 UTEP	30	2-6	.333	0-1	.000	2-2	1.000	1-1-2	3	3	3	0	1	6
N25 Lehigh	35	8-16	.500	1-3	.333	3-5	.600	0-6-6	1	5	1	0	1	20
N28 Northwestern State	34	4-6	.667	1-1	1.000	5-7	.714	0-3-3	1	6	5	0	5	14
D1 Oregon State	28	2-6	.333	0-3	.000	0-0	.000	0-1-1	1	5	4	0	5	4
D4 Georgia State	30	5-8	.625	1-3	.333	0-0	.000	0-3-3	3	5	0	0	1	11
D14 ETSU	33	0-4	.000	0-1	.000	0-0	.000	0-2-2	1	4	4	0	0	0
D19 Southern Miss	25	3-5	.600	0-0	.000	0-0	.000	1-3-4	0	8	2	0	4	6
D22 Morehead State	33	6-10	.600	1-3	.333	6-6	1.000	0-2-2	1	3	0	0	0	19
D29 UMKC	25	3-6	.500	0-2	.000	0-0	.000	1-1-2	1	5	2	0	1	6
J3 Alabama	34	2-5	.400	0-0	.000	2-2	1.000	0-1-1	1	3	1	0	2	6
J7 LSU	26	5-6	.833	3-4	.750	0-0	.000	0-6-6	2	8	1	0	0	13
J10 Arkansas	30	1-3	.333	0-0	.000	6-6	1.000	0-3-3	1	4	4	0	5	8
J14 Texas A&M	28	2-4	.500	0-1	.000	2-2	1.000	0-3-3	1	5	2	0	3	6
J17 Kentucky														
J21 Tennessee														
J25 Missouri														
J28 Alabama														
J31 Ole Miss														
F4 Tennessee														
F7 Auburn														
F11 South Carolina														
F14 Georgia														
F18 Florida														
F21 Ole Miss														
F25 Vanderbilt														
F28 South Carolina														
M4 LSU														
M8-12 SEC Tournament														

Ready's Notes . . .

-Had a season-high 4 steals against Boise State on November 18, 2016.

-Had a team-high 20 points and 5 assists against Lehigh.

-Needs 170 more points to be the 37th player to reach 1000.

-His 140 steals tie him for the 10th most in school history.

-Had a season-high (4) steals and (8) assists.

-Tied his season-high assists (8) and rebounds (6) against LSU.

-Had 5 assists against TAMU to give 355 for his career, now the 8th most in school history as he passed Detrick White.

CAREER STATS FOR I.J. READY

Year	GP-GS	Min/Avg	FG-FGA	Pct	3FM-3GA	Pct	FT-FTA	Pct	Rebs	PF-D	Asst	TO	Blk	Stl	Pts/Avg
2013-14	26-21	626/24.1	59-159	.371	17-48	.354	18-21	.857	55-2.1	31-1	69	41	0	32	153/5.9
2014-15	29-21	744/25.7	87-218	.399	28-95	.295	37-42	.881	57-2.0	46-0	71	41	0	37	239/8.2
2015-16	30-22	886/29.5	103-247	.417	26-91	.286	45-56	.804	79-2.6	56-1	134	48	1	39	277/9.2
2016-17	16-13	479/29.9	59-122	.484	10-32	.313	33-39	.846	47-2.9	22-0	81	31	0	32	161/10.1
Totals	101-77	2735/27.1	308-746	.413	81-266	.305	133-158	.842	238-2.4	155-2	355	161	1	140	830/8.2

20 MILES WASHINGTON



Freshman | Center

6-7 | 202

New Albany, MS

New Albany HS

Season Highs

Points: 2, UMKC 12-29-16
FGM: 1, UMKC 12-29-16
FGA: 2, UMKC 12-29-16
3FGM: --
3FGA: 1, UMKC 12-29-16
FTM: --
FTA: --
Rebounds: --
Assists: --
Blocks: 1, Southern Miss 12-19-16
Steals: --
Minutes: 6, Southern Miss 12-19-16

Washington's Notes . . .

-Had a career-high 2 minutes against Georgia State.

-Earned his first career points against UMKC.

2016-17 Game-By-Game

Opponent	MIN	FG	Pct.	3FG	Pct.	FT	Pct.	O-D-R	PF	A	TO	B	S	PTS
N11 Norfolk State	-DNP-													
N17 Central Florida	-DNP-													
N18 Boise State	-DNP-													
N20 UTEP	-DNP-													
N25 Lehigh	-DNP-													
N28 Northwestern State	-DNP-													
D1 Oregon State	1	0-0	.000	0-0	.000	0-0	.000	0-0-0	1	0	0	0	0	0
D4 Georgia State	2	0-0	.000	0-0	.000	0-0	.000	0-0-0	0	0	0	0	0	0
D14 ETSU	-DNP-													
D19 Southern Miss	6	0-0	.000	0-0	.000	0-0	.000	0-0-0	0	0	0	1	0	0
D22 Morehead State	-DNP-													
D29 UMKC	2	1-2	.500	0-1	.000	0-0	.000	0-0-0	0	0	0	0	0	2
J3 Alabama	-DNP-													
J7 LSU	-DNP-													
J10 Arkansas	-DNP-													
J14 Texas A&M	-DNP-													
J17 Kentucky														
J21 Tennessee														
J25 Missouri														
J28 Alabama														
J31 Ole Miss														
F4 Tennessee														
F7 Auburn														
F11 South Carolina														
F14 Georgia														
F18 Florida														
F21 Ole Miss														
F25 Vanderbilt														
F28 South Carolina														
M4 LSU														
M8-12 SEC Tournament														

CAREER STATS FOR MILES WASHINGTON

Year	GP-GS	Min/Avg	FG-FGA	Pct	3FM-3GA	Pct	FT-FTA	Pct	Rebs	PF-D	Ast	TO	Blk	Stl	Pts/Avg
2016-17	4-0	11/2.8	1-2	.500	0-1	.000	0-0	.000	0-0.0	1-0	0	0	1	0	2/0.5

23 TYSON CARTER



Freshman | Guard

6-4 | 167

Starkville, MS

Starkville HS

Season Highs

Points: 17, Norfolk State, 11-11-16
FGM: 6, Norfolk State, 11-11-16
FGA: 15, twice, last vs NWST 11-28-16
3FGM: 5, Norfolk State, 11-11-16
3FGA: 8, twice, last vs Lehigh 11-25-16
FTM: 6, Boise State 11-18-16
FTA: 6, Boise State 11-18-16
Rebounds: 6, UTEP 11-20-16
Assists: 2, 4x, last vs vs Georgia State 12-4-16
Blocks: 1, twice, last vs Oregon State 12-1-16
Steals: 2, 3x, last vs Lehigh 11-25-16
Minutes: 37, NWST 11-28-16

Carter's Notes . . .

- 17 points is the most by a freshman on opening day since Chancellor Nichols scored 17 against Christian Brothers in November 1987. Was 6-8 shooting and made 5 3-pointers.

-Earned his first-career start during his collegiate debut against Norfolk State on November 11, 2016.

-Scored 17 points in his debut against Norfolk State, the most by a true freshman on opening day since Chancellor Nichols also had 17 against Christian Brothers on Nov. 28, 1987.

-Was 6-6 at the free throw line against Boise State.

-Was second on the team for 3-pointers with 3 against UTEP and had a career-high 6 rebounds.

-Had a career-high 37 minutes against Northwestern State.

-He is first on the team for free-throw shooting percentage (.885).

-Third on the team on with 25 made 3-pointers.

2016-17 Game-By-Game

Opponent	MIN	FG	Pct.	3FG	Pct.	FT	Pct.	O-D-R	PF	A	TO	B	S	PTS
N11 Norfolk State	33	6-8	.750	5-7	.714	0-0	.000	0-1-1	1	2	1	0	1	17
N17 Central Florida	33	2-12	.167	2-8	.250	2-4	.500	0-2-2	2	2	0	0	2	8
N18 Boise State	30	4-10	.400	1-4	.250	6-6	1.000	0-2-2	2	1	0	0	2	15
N20 UTEP	26	3-7	.429	3-6	.500	0-0	.000	0-6-6	1	1	0	0	0	9
N25 Lehigh	36	5-15	.333	2-8	.250	4-4	1.000	0-2-2	3	0	1	1	2	16
N28 Northwestern State	37	4-15	.267	0-7	.000	2-2	1.000	1-2-3	2	2	2	0	1	10
D1 Oregon State	25	2-6	.333	1-2	.500	3-4	.750	0-3-3	0	0	0	1	1	8
D4 Georgia State	24	0-3	.000	0-2	.000	2-2	1.000	0-3-3	1	2	0	0	2	2
D14 ETSU	18	3-4	.750	1-1	1.000	0-0	.000	0-0-0	1	1	1	0	0	7
D19 Southern Miss	22	3-5	.600	3-5	.600	2-2	1.000	0-4-4	0	1	1	0	1	11
D22 Morehead State	24	2-4	.500	1-2	.500	2-2	1.000	1-2-3	1	1	2	0	1	7
D29 UMKC	27	4-9	.444	3-4	.750	0-0	.000	0-4-4	0	0	0	0	0	11
J3 Alabama	23	4-7	.571	2-3	.667	0-0	.000	0-1-1	0	1	0	0	0	10
J7 LSU	15	0-1	.000	0-0	.000	0-0	.000	0-2-2	0	1	0	0	1	0
J10 Arkansas	10	1-4	.250	1-3	.333	0-0	.000	0-0-0	1	0	0	0	0	3
J14 Texas A&M	6	0-3	.000	0-3	.000	0-0	.000	0-0-0	0	0	1	0	0	0
J17 Kentucky														
J21 Tennessee														
J25 Missouri														
J28 Alabama														
J31 Ole Miss														
F4 Tennessee														
F7 Auburn														
F11 South Carolina														
F14 Georgia														
F18 Florida														
F21 Ole Miss														
F25 Vanderbilt														
F28 South Carolina														
M4 LSU														
M8-12 SEC Tournament														

CAREER STATS FOR TYSON CARTER

Year	GP-GS	Min/Avg	FG-FGA	Pct	3FM-3GA	Pct	FT-FTA	Pct	Rebs	PF-D	Ast	TO	Blk	Stl	Pts/Avg
2016-17	16-12	389/24.3	43-113	.381	25-65	.385	23-26	.885	36-2.3	15-0	15	9	2	14	134/8.4

34 SCHNIDER HERARD



Freshman | Center

6-10 | 250

Port-au-Prince, Haiti

Prestonwood Christian HS

Season Highs

Points: 16, TAMU 1-14-17
FGM: 5, TAMU 1-14-17
FGA: 7, TAMU 1-14-17
3FGM: --
3FGA: --
FTM: 6, TAMU 1-14-17
FTA: 8, TAMU 1-14-17
Rebounds: 12, Southern Miss 12-19-16
Assists: 2, UTEP 11-20-16
Blocks: 2, twice last vs Southern Miss 12-17-16
Steals: 1, NWST 11-28-16
Minutes: 24, TAMU 1-14-17

Herard's Notes . . .

- Had his collegiate debut against Norfolk State and had 4 rebounds in the 17 minutes he played.

-Had a team-high 7 rebounds against Boise State on November 18, 2016.

-Earned his first career block & steal against Northwestern State.

-Had a career-high 24 minutes against Texas A&M.

-Career-high (12) rebounds against Southern Miss.

-Had a new career-high (16) points against TAMU.

-Has started all four SEC games.

2016-17 Game-By-Game

Opponent	MIN	FG	Pct.	3FG	Pct.	FT	Pct.	O-D-R	PF	A	TO	B	S	PTS
N11 Norfolk State	17	2-3	.667	0-0	.000	0-1	.000	2-2-4	1	0	3	0	0	4
N17 Central Florida	18	0-2	.000	0-0	.000	2-3	.667	0-2-2	4	0	1	0	0	2
N18 Boise State	18	0-1	.000	0-0	.000	0-0	.000	1-6-7	2	0	1	0	0	0
N20 UTEP	20	0-1	.000	0-0	.000	0-0	.000	2-3-5	3	2	1	0	0	0
N25 Lehigh	14	1-2	.500	0-0	.000	0-0	.000	0-4-4	1	0	0	0	0	2
N28 Northwestern State	16	1-1	1.000	0-0	.000	0-0	.000	0-4-4	1	0	2	1	1	2
D1 Oregon State	21	0-2	.000	0-0	.000	2-4	.500	1-3-4	2	0	2	0	0	2
D4 Georgia State	18	3-4	.750	0-0	.000	2-3	.667	3-4-7	0	0	2	2	0	8
D14 ETSU	12	0-3	.000	0-0	.000	0-0	.000	2-1-3	0	0	0	0	0	0
D19 Southern Miss	23	3-4	.750	0-0	.000	1-4	.250	4-8-12	2	2	1	2	0	7
D22 Morehead State	10	2-2	1.000	0-0	.000	1-4	.250	0-1-1	2	0	0	0	0	5
D29 UMKC	15	2-2	1.000	0-0	.000	1-2	.500	2-6-8	2	0	1	0	0	5
J3 Alabama	16	0-1	.000	0-0	.000	4-4	1.000	2-3-5	4	0	4	0	0	4
J7 LSU	17	4-6	.667	0-0	.000	0-0	.000	2-2-4	1	1	1	0	0	8
J10 Arkansas	15	1-3	.333	0-0	.000	2-5	.400	2-2-4	3	0	4	0	0	4
J14 Texas A&M	24	5-7	.714	0-0	.000	6-8	.750	2-2-4	4	0	1	0	0	16
J17 Kentucky														
J21 Tennessee														
J25 Missouri														
J28 Alabama														
J31 Ole Miss														
F4 Tennessee														
F7 Auburn														
F11 South Carolina														
F14 Georgia														
F18 Florida														
F21 Ole Miss														
F25 Vanderbilt														
F28 South Carolina														
M4 LSU														
M8-12 SEC Tournament														

CAREER STATS FOR SCHNIDER HERARD

Year	GP-GS	Min/Avg	FG-FGA	Pct	3FM-3GA	Pct	FT-FTA	Pct	Rebs	PF-D	Ast	TO	Blk	Stl	Pts/Avg
2016-17	16-4	274/17.1	24-44	.545	0-0	.000	21-38	.553	78-4.9	32-0	5	24	5	1	69/4.3

35 ARIC HOLMAN



Sophomore | Forward

6-10 | 222

Owensboro, KY

Owensboro HS

Season Highs

Points: 18, UTEP 11-20-16
FGM: 8, UTEP 11-20-16
FGA: 13, Boise State 11-18-16
3FGM: 2, LSU 1-7-17
3FGA: 4, Boise State 11-18-16
FTM: 7, LSU 1-7-17
FTA: 9, LSU 1-7-17
Rebounds: 11, 3x, last vs Arkansas 1-10-17
Assists: 3, UMKC 12-29-16
Blocks: 5, twice, last vs NWST 11-28-16
Steals: 2, 3x, last vs Oregon State 12-1-16
Minutes: 33, TAMU 1-14-17

Career Highs

Points: 18, UTEP 11-20-16
FGM: 8, UTEP 11-20-16
FGA: 13, Boise State 11-18-16
3FGM: 1, twice, last vs. Norfolk State 11-17-16
3FGA: 4, Boise State 11-18-16
FTM: 7, LSU 1-7-17
FTA: 9, LSU 1-7-17
Rebounds: 11, 2x, last vs Southern Miss 12-19-16
Assists: 4, Arkansas, 2-9-16
Blocks: 5, twice, last vs NWST 11-28-16
Steals: 2, 3x, last vs Oregon State 12-1-16
Minutes: 33, TAMU 1-14-17

2016-17 Game-By-Game

Opponent	MIN	FG	Pct.	3FG	Pct.	FT	Pct.	O-D-R	PF	A	TO	B	S	PTS
N11 Norfolk State	26	3-7	.429	1-2	.500	4-7	.571	3-8-11	2	0	1	5	2	11
N17 Central Florida	28	2-4	.500	0-1	.000	2-3	.667	4-3-7	1	0	2	1	1	6
N18 Boise State	24	6-13	.461	0-4	.000	0-0	.000	1-4-5	1	0	2	0	0	12
N20 UTEP	23	8-10	.800	0-1	.000	2-2	1.000	2-2-4	5	0	2	0	2	18
N25 Lehigh	24	4-6	.667	0-0	.000	2-2	1.000	1-3-4	4	2	2	1	1	10
N28 Northwestern State	26	4-6	.667	0-1	.000	5-6	.833	3-4-7	0	0	1	5	1	13
D1 Oregon State	26	2-7	.286	1-1	1.000	2-2	1.000	3-4-7	1	1	2	1	2	7
D4 Georgia State	15	3-7	.429	0-1	.000	1-2	.500	1-3-4	3	0	1	1	0	7
D14 ETSU	30	7-10	.700	1-3	.333	2-3	.667	2-4-6	3	0	1	4	1	17
D19 Southern Miss	20	2-7	.286	0-2	.000	1-1	1.000	1-10-11	0	0	1	2	1	5
D22 Morehead State	27	5-7	.714	0-1	.000	2-4	.500	3-3-6	2	2	2	3	0	12
D29 UMKC	21	1-3	.333	0-0	.000	0-1	.000	1-5-6	3	3	3	3	0	2
J3 Alabama	25	1-5	.200	0-1	.000	3-4	.750	0-5-5	4	1	2	4	1	5
J7 LSU	26	4-9	.444	2-3	.667	7-9	.778	2-7-9	1	1	1	2	0	17
J10 Arkansas	29	5-10	.500	1-2	.500	2-4	.500	6-5-11	1	1	0	2	0	13
J14 Texas A&M	33	4-5	.800	1-2	.500	2-2	1.000	0-5-5	4	0	2	3	1	11
J17 Kentucky														
J21 Tennessee														
J25 Missouri														
J28 Alabama														
J31 Ole Miss														
F4 Tennessee														
F7 Auburn														
F11 South Carolina														
F14 Georgia														
F18 Florida														
F21 Ole Miss														
F25 Vanderbilt														
F28 South Carolina														
M4 LSU														
M8-12 SEC Tournament														

Holman's Notes . . .

- Sophomore forward Aric Holman recorded his first-career double-double with 11 points and 11 rebounds against Norfolk State.
- Had a career and team-high 18 points against UTEP..
- Tied his career-high with 2 steals against Oregon State.
- Scored 17 points against ETSU, one point shy of his career-high.
- Also had 11 rebounds against Southern Miss and Arkansas.
- Had his second double-double of the season with 11 rebounds and 13 points at Arkansas.
- Leads the team in blocks with 37 and has had 5 blocks in a single game twice.
- Has scored in double-digits 10 times.

CAREER STATS FOR ARIC HOLMAN

Year	GP-GS	Min/Avg	FG-FGA	Pct	3FM-3GA	Pct	FT-FTA	Pct	Rebs	PF-D	Ast	TO	Blk	Stl	Pts/Avg
2015-16	21-3	194/9.2	18-44	.409	2-13	.154	1-6	.167	39-1.9	37-2	8	16	14	2	39/1.9
2016-17	16-15	403/25.2	61-116	.526	7-25	.280	38-58	.712	108-6.8	35-1	11	25	37	13	166/10.4
Totals	37-18	597/16.1	79-160	.494	9-38	.237	38-58	.655	147-4.0	72-3	19	41	51	15	205/5.5

45 E.J. DATCHER



Freshman | Center

6-9 | 240

Hapersville, AL

Vincent HS

Season Highs

Points: 4, LSU 1-7-17

FGM: 2, LSU 1-7-17

FGA: 4, LSU 1-7-17

3FGM: --

3FGA: --

FTM: 2, Southern Miss 12-19-16

FTA: 2, Southern Miss 12-19-16

Rebounds: 7, Norfolk State, 11-11-16

Assists: --

Blocks: 3, UCF, 11-17-16

Steals: 1, twice, last vs. 4, Boise State 11-18-16

Minutes: 15, UCF, 11-17-16

Datcher's Notes . . .

-- Had his collegiate debut against Norfolk State.

-Was second on the team for blocks with 4 against UCF.

-Had a career-high 4 points versus USM and LSU.

-Is second on the team with (13) blocks.

2016-17 Game-By-Game

Opponent	MIN	FG	Pct.	3FG	Pct.	FT	Pct.	O-D-R	PF	A	TO	B	S	PTS
N11 Norfolk State	9	1-2	.500	0-0	.000	0-1	.000	1-6-7	4	0	0	1	0	2
N17 Central Florida	15	1-2	.500	0-0	.000	0-1	.000	0-2-2	5	0	0	3	1	2
N18 Boise State	11	0-1	.000	0-0	.000	1-2	.500	2-2-4	1	0	1	0	1	1
N20 UTEP	5	0-0	.000	0-0	.000	0-0	.000	0-0-0	1	0	0	0	0	0
N25 Lehigh	10	0-0	.000	0-0	.000	0-0	.000	0-1-1	1	0	1	1	0	0
N28 Northwestern State	8	1-2	.500	0-0	.000	0-0	.000	2-1-3	1	0	0	1	0	2
D1 Oregon State	4	0-0	.000	0-0	.000	0-0	.000	0-0-0	3	0	0	0	0	0
D4 Georgia State	7	0-1	.000	0-0	.000	0-0	.000	0-0-0	0	0	0	1	0	0
D14 ETSU	6	1-2	.500	0-0	.000	0-0	.000	1-3-4	1	0	0	0	0	2
D19 Southern Miss	8	1-2	.500	0-0	.000	2-2	1.000	1-2-3	3	0	0	2	0	4
D22 Morehead State	2	0-0	.000	0-0	.000	0-0	.000	0-0-0	1	0	0	0	0	0
D29 UMKC	3	0-0	.000	0-0	.000	0-0	.000	0-2-2	2	0	0	0	0	0
J3 Alabama	-DNP-													
J7 LSU	14	2-4	.500	0-0	.000	0-0	.000	0-2-2	3	0	0	2	0	4
J10 Arkansas	7	0-1	.000	0-0	.000	0-0	.000	1-1-2	1	0	0	1	0	0
J14 Texas A&M	7	0-1	.000	0-0	.000	0-0	.000	0-0-0	4	1	1	1	0	0
J17 Kentucky														
J21 Tennessee														
J25 Missouri														
J28 Alabama														
J31 Ole Miss														
F4 Tennessee														
F7 Auburn														
F11 South Carolina														
F14 Georgia														
F18 Florida														
F21 Ole Miss														
F25 Vanderbilt														
F28 South Carolina														
M4 LSU														
M8-12 SEC Tournament														

CAREER STATS FOR E.J. DATCHER

Year	GP-GS	Min/Avg	FG-FGA	Pct	3FM-3GA	Pct	FT-FTA	Pct	Rebs	PF-D	Ast	TO	Blk	Stl	Pts/Avg
2016-17	15-0	116/7.7	7-18	.389	0-0	.000	3-6	.500	30-2.0	31-1	1	4	13	2	17/1.1

Exhibition — Nov. 4, 2016

Mississippi State	78
Delta State	63

Humphrey Coliseum • Starkville, MS

Delta State

Player	FG	3FG	FT	RB	PF	PT	A	Min
Davis	f 2-6	0-0	0-0	1	5	4	0	24
Harper	f 0-0	0-0	0-0	0	5	0	0	5
Warner	g 6-12	5-9	4-6	4	4	21	2	36
Kilpatrick	g 1-2	0-0	0-1	5	0	2	4	28
Schmidt	g 6-20	2-9	3-4	5	4	17	6	32
Henry	0-2	0-0	0-0	4	0	0	0	16
Cornish	3-5	3-5	0-0	2	3	9	0	29
King	0-0	0-0	0-0	0	0	0	0	1
Weldon	1-1	0-0	0-0	0	0	2	0	6
Taylor	2-6	0-0	4-7	6	3	8	0	22
Kimble	0-0	0-0	0-0	0	0	0	0	1
TOTALS	21-54	10-23	11-18	33	24	63	12	200

Mississippi State

Player	FG	3FG	FT	RB	PF	PT	A	Min
Holman	f 4-7	1-3	6-7	10	0	15	0	25
Kegler	g 6-12	4-9	2-4	8	1	18	0	24
W'Spoon	g 4-12	1-2	3-4	8	3	12	4	25
Ready	g 4-6	1-3	0-0	1	1	9	4	18
Carter	g 1-6	0-4	2-2	2	2	4	1	25
Peters	2-8	1-4	2-5	1	3	7	2	18
Wright	2-5	0-2	3-4	2	2	7	1	23
Strugg	0-1	0-1	0-0	0	1	0	0	4
Davis	0-1	0-0	0-0	2	1	0	0	3
Singleton	1-1	0-0	0-0	0	2	2	0	5
Washington	0-0	0-0	0-0	1	1	0	0	3
Herard	1-2	0-0	0-2	5	5	2	0	11
Datcher	1-3	0-0	0-1	6	2	2	0	16
TOTALS	26-64	8-28	18-29	48	24	78	12	200

Halftime: MSU 43, DSU 32. FG%: MSU 40.6%, DSU 38.9%. 3FG%: MSU 28.6%, DSU 43.5%. FT%: MSU 62.1%, DSU 61.1%. Turnovers: MSU 16 (Herard 3), DSU 19 (Schmidt 7). Blocked Shots: MSU 7 (Holman 4), DSU 1 (P.J. Davis). Steals: MSU 9 (Peters 4), DSU 7 (Kilpatrick 4). Officials: Anthony Jordan, Owen Shortt, Ken Washington. Attendance: 3,721.

Game 1 — Nov. 11, 2016

Mississippi State	78
Norfolk State	74

Humphrey Coliseum • Starkville, MS

Norfolk State

Player	FG	3FG	FT	RB	PF	PT	A	Min
Long	f 2-5	0-0	1-3	7	4	5	0	30
Gellineau	c 0-0	0-0	0-0	4	5	0	0	11
Robinson	g 7-14	2-5	5-5	3	1	21	5	38
Wade	g 5-16	0-2	8-12	12	0	18	3	35
Goss	g 4-7	1-4	0-0	1	2	9	1	31
Ward	2-4	0-1	0-1	2	0	4	2	20
Brown	2-3	1-1	0-0	0	2	5	0	5
Williams	1-2	1-2	2-2	2	2	5	0	12
Robinson	3-6	0-0	1-3	3	5	7	0	18
TOTALS	26-57	5-15	17-26	35	21	74	11	200

Mississippi State

Player	FG	3FG	FT	RB	PF	PT	A	Min
Holman	f 3-7	1-2	4-7	11	2	11	0	26
Kegler	g 2-6	2-4	2-2	2	4	8	1	26
W'Spoon	g 9-16	2-5	2-2	6	2	22	2	30
Ready	g 5-13	1-2	3-4	3	2	14	7	31
Carter	g 6-8	5-7	0-0	1	1	17	2	33
Peters	0-3	0-2	0-0	1	2	0	3	15
Wright	0-2	0-1	0-0	0	4	0	0	13
Herard	2-3	0-0	0-1	4	1	4	0	17
Datcher	1-2	0-0	0-1	7	4	2	0	9
TOTALS	28-60	11-23	11-17	38	22	78	12	200

Halftime: MSU 39, NSU 39. FG%: MSU 42.4%, NSU 43.3%. 3FG%: MSU 40.0%, NSU 30.0%. FT%: MSU 62.5%, NSU 52.6%. Turnovers: MSU 13 (Peters 4), NSU 12 (Robinson 3). Blocked Shots: MSU 8 (Holman 5), NSU 5 (Robinson 3). Steals: MSU 4 (Holman 2), NSU 5 (Robinson 3). Officials: Antinio Petty, Terry Moore, Darron George. Attendance: 4,467.

Game 2 — Nov. 17, 2016

Central Florida	86
Mississippi State	61

TD Arena • Charleston, SC

Mississippi State

Player	FG	3FG	FT	RB	PF	PT	A	Min
Holman	f 2-4	0-1	2-3	7	1	6	0	28
Kegler	g 3-7	1-2	0-0	5	4	7	0	22
W'Spoon	g 6-18	2-5	5-5	7	0	19	4	35
Ready	g 6-15	1-6	2-2	3	1	15	4	30
Carter	g 2-12	2-8	2-4	2	2	8	2	33
Wright	0-2	0-2	2-2	0	4	2	0	15
Strugg	0-0	0-0	0-0	0	0	0	0	2
Singleton	0-0	0-0	0-0	2	0	0	0	2
Herard	0-2	0-0	2-2	2	4	2	0	18
Datcher	1-2	0-0	0-1	2	5	2	0	15
TOTALS	20-62	6-24	15-20	35	21	61	10	200

Central Florida

Player	FG	3FG	FT	RB	PF	PT	A	Min
Efianayi	f 7-14	2-6	3-5	7	2	19	2	29
Banyard	f 3-6	1-2	1-4	13	2	8	2	33
Fall	c 13-17	0-0	0-4	12	2	26	1	27
Taylor	g 5-14	1-3	6-6	7	1	17	10	35
Williams	g 3-7	1-4	3-3	3	2	10	1	33
Mumin	0-0	0-0	0-0	0	0	0	0	10
Stephenson	0-1	0-0	0-0	1	0	0	0	2
Brown	1-3	0-0	4-4	4	5	6	0	11
Laing	0-2	0-0	0-0	1	2	0	2	20
TOTALS	32-64	5-15	17-26	49	16	86	18	200

Halftime: MSU 33, UCF 53. FG%: MSU 32.3%, UCF 50.0%. 3FG%: MSU 25.0%, UCF 33.3%. FT%: MSU 75.0%, UCF 65.4%. Turnovers: MSU 10 (Kegler 3), UCF 10 (Efianayi 5). Blocked Shots: MSU 5 (Datcher 3), UCF 3 (Fall 3). Steals: MSU 8 (Kegler, Carter 2), UCF 4 (Taylor 2). Officials: John Higgins, Les Jones, Paul Janssen. Attendance: 3,430.

Game 3 — Nov. 18, 2016

Mississippi State	80
Boise State	68

TD Arena • Charleston, SC

Mississippi State

Player	FG	3FG	FT	RB	PF	PT	A	Min
Holman	f 6-13	0-4	0-0	5	1	12	0	24
Kegler	g 4-6	2-4	2-3	4	2	12	0	26
W'Spoon	g 9-12	1-3	6-7	4	1	25	2	35
Ready	g 5-9	1-2	2-3	3	2	13	6	27
Carter	g 4-10	1-4	6-6	2	2	15	1	30
Peters	0-4	0-3	0-0	1	3	0	1	14
Wright	0-1	0-1	2-2	0	2	2	3	15
Herard	0-1	0-0	0-0	7	2	0	0	18
Datcher	0-1	0-0	1-2	4	1	1	0	11
TOTALS	28-57	5-21	19-23	35	16	80	13	200

Boise State

Player	FG	3FG	FT	RB	PF	PT	A	Min
Duncan	f 4-8	4-8	0-0	0	3	12	0	19
Wacker	f 1-1	0-0	0-1	3	2	2	3	22
Jessup	g 1-6	1-5	2-2	1	2	5	0	25
Hutchison	g 5-7	0-1	3-3	6	4	13	0	24
Reid	g 1-5	0-4	0-0	2	1	2	1	18
Dickinson	2-3	1-2	0-0	2	0	5	0	13
Jorch	3-3	0-0	0-0	0	3	6	0	9
Haney	2-4	1-2	1-2	6	0	6	0	22
Oluoyitan	0-0	0-0	0-0	0	1	0	0	2
Austin	6-9	0-1	1-2	1	3	13	2	20
Hobbs	2-9	0-2	0-0	4	4	4	4	26
TOTALS	27-55	7-25	7-10	27	23	68	10	200

Halftime: MSU 37, BSU 29. FG%: MSU 49.1%, BSU 49.1%. 3FG%: MSU 23.8%, BSU 28.0%. FT%: MSU 82.6%, BSU 70.0%. Turnovers: MSU 10 (Kegler 3), BSU 17 (Oluoyitan 4). Blocked Shots: MSU 0, BSU 1 (Wacker). Steals: MSU 13 (Waetherspoon 4), BSU 3 (Hobbs 2). Officials: Antinio Petty, Mike Stuart, Jeb Hartness. Attendance: 3,517.

Game 4 — Nov. 20, 2016

Mississippi State	61
UTEP	54

TD Arena • Charleston, SC

UTEP

Player	FG	3FG	FT	RB	PF	PT	A	Min
Flaggert	f 1-8	1-8	0-0	4	3	3	3	33
Thomas	f 3-7	0-0	1-1	5	4	7	0	24
Willms	c 3-7	0-0	6-12	11	2	12	2	32
Harris	g 3-9	1-4	1-2	4	2	8	1	30
Artis	g 6-14	1-6	2-3	5	4	15	3	39
Touchet	2-4	1-3	0-0	1	1	5	1	17
Barrett	0-1	0-1	0-0	0	0	0	0	16
Jones	1-1	0-0	2-2	1	2	4	0	9
TOTALS	19-51	4-22	12-20	34	18	54	10	200

Mississippi State

Player	FG	3FG	FT	RB	PF	PT	A	Min
Holman	f 8-10	0-1	2-2	4	5	18	0	23
Kegler	g 2-10	0-4	2-2	8	1	6	0	27
W'Spoon	g 2-9	0-2	5-7	3	3	9	2	36
Ready	g 2-6	0-1	2-2	2	3	6	3	30
Carter	g 3-7	3-6	0-0	6	1	9	1	26
Peters	4-6	4-5	1-1	1	3	13	4	23
Wright	0-3	0-1	0-0	1	0	0	0	10
Herard	0-1	0-0	0-0	5	3	0	2	20
Datcher	0-0	0-0	0-0	0	1	0	0	5
TOTALS	21-52	7-20	12-14	34	20	61	12	200

Halftime: MSU 33, UTEP 33. FG%: MSU 40.4%, UTEP 37.3%. 3FG%: MSU 35.0%, UTEP 18.2%. FT%: MSU 85.7%, UTEP 60.0%. Turnovers: MSU 8 (Ready 3), UTEP 12 (Flaggert, Thomas 3). Blocked Shots: MSU 1 (Wright 1), UTEP 2 (Thomas, Willms 1). Steals: MSU 5 (Holman, Waetherspoon 2), UTEP 2 (Artis 2). Officials: Paul Janssen, Les Jones, John Gaffney. Attendance: 1,293.

Game 5 — Nov. 25, 2016

Lehigh	87
Mississippi State	73

Humphrey Coliseum • Starkville, MS

Lehigh

Player	FG	3FG	FT	RB	PF	PT	A	Min
Holba	f 4-8	1-3	2-2	8	1	11	3	34
Kempton	c 5-11	0-2	3-3	7	4	13	1	26
Ross	g 7-11	3-5	1-1	2	2	18	5	33
Leufroy	g 8-11	2-3	0-0	4	1	18	4	35
Price	g 5-10	4-6	0-0	4	2	14	2	28
Cohen	0-2	0-1	0-0	6	2	0	1	14
Andree	4-12	1-6	2-2	3	1	11	0	18
Alston	1-1	0-0	0-0	1	1	2	0	12
TOTALS	34-66	11-26	8-8	39	14	87	16	200

Mississippi State

Player	FG	3FG	FT	RB	PF	PT	A	Min
Holman	f 4-6	0-0	2-2	4	4	10	2	24

Game 6 — Nov. 28, 2016

Mississippi State 65
Northwestern State 59

Humphrey Coliseum • Starkville, MS

Northwestern State

Player	FG	3FG	FT	RB	PF	PT	A	Min
Lane c	2-6	0-0	2-3	3	2	6	0	26
Joseph g	3-7	1-2	0-0	6	4	7	1	33
Hall g	2-7	0-0	2-2	4	4	6	5	32
Thompson g	2-5	2-5	0-0	5	3	6	1	31
Woodley g	10-19	5-9	3-3	6	1	28	0	35
Sweeney	1-3	0-2	1-2	3	0	3	1	12
Boyd	0-3	0-1	0-0	2	1	0	0	12
Kissoonlal	1-2	1-2	0-0	2	2	3	0	10
Metoyer	0-1	0-0	0-0	0	1	0	0	3
Bell	0-1	0-0	0-0	0	0	0	0	3
Hamilton	0-0	0-0	0-0	0	0	0	0	3
TOTALS	21-54	9-21	8-10	33	18	59	8	200

Mississippi State

Player	FG	3FG	FT	RB	PF	PT	A	Min
Holman f	4-6	0-1	5-6	7	0	13	0	26
Wright g	4-5	0-1	3-5	7	4	11	1	32
Kegler g	4-12	0-3	0-0	2	2	8	0	30
Ready g	4-6	1-1	5-7	3	1	14	6	34
Carter g	4-15	0-7	2-2	3	2	10	2	37
Strugg	0-1	0-0	0-0	0	1	0	0	4
Singleton	2-4	1-2	0-0	1	1	5	0	13
Herard	1-1	0-0	0-0	4	1	2	0	16
Datcher	1-2	0-0	0-0	3	1	2	0	8
TOTALS	24-52	2-15	15-20	31	13	65	9	200

Halftime: MSU 28, NWST 28. FG%: MSU 46.2%, NWST 38.9%. 3FG%: MSU 13.3%, NWST 42.9%. FT%: MSU 75.0%, NWST 80.0%. Turnovers: MSU 13 (Ready 5), NWST 19 (Five players with 3). Blocked Shots: MSU 7 (Holman 5), NWST 0. Steals: MSU 11 (Ready 5), NWST 5 (Hall). Officials: Kipp Kissingner, Ray Natili, Jason Baker. Attendance: 6070.

Game 7 — Dec. 1, 2016

Mississippi State 74
Oregon State 57

Humphrey Coliseum • Starkville, MS

Oregon State

Player	FG	3FG	FT	RB	PF	PT	A	Min
Eubanks f	0-4	0-0	5-6	12	1	5	0	33
N'diaye c	4-7	0-0	2-2	2	1	10	0	19
McLaughlin g	4-8	4-6	0-1	2	2	12	1	33
Thompson g	9-16	1-5	1-1	2	2	20	1	30
Stacy g	2-2	0-0	1-1	0	4	5	4	22
Dew	0-1	0-0	0-0	1	2	0	0	5
Dahlen	0-0	0-0	0-0	3	5	0	1	12
Sanders	0-0	0-0	0-0	0	1	0	0	7
Muller	0-1	0-1	0-0	0	1	0	1	11
Rakocevic	0-3	0-0	0-0	0	0	0	0	9
Manuel	2-3	1-1	0-0	0	0	5	0	19
TOTALS	21-45	6-13	9-11	24	19	57	8	200

Mississippi State

Player	FG	3FG	FT	RB	PF	PT	A	Min
Holman f	2-7	1-1	2-2	7	1	7	1	26
Kegler g	4-5	2-2	2-3	3	1	12	1	28
W'Spoon g	6-7	4-5	5-6	4	3	21	0	30
Ready g	2-6	0-3	0-0	1	1	4	5	28
Carter g	2-6	1-2	3-4	3	0	8	0	25
Peters	3-6	2-3	2-2	1	4	10	3	15
Wright	3-4	1-2	3-4	3	1	10	1	19
Strugg	0-0	0-0	0-0	1	0	0	0	1
Davis	0-1	0-1	0-0	0	0	0	0	1
Singleton	0-0	0-0	0-0	0	0	0	0	1
Washington	0-0	0-0	0-0	0	1	0	0	1
Herard	0-2	0-0	2-4	4	2	2	0	21
Datcher	0-0	0-0	0-0	0	3	0	0	4
TOTALS	22-44	11-19	19-25	29	17	74	11	200

Halftime: MSU 45, OSU 19. FG%: MSU 50.0%, OSU 46.7%. 3FG%: MSU 57.9%, OSU 46.2%. FT%: MSU 76.0%, OSU 81.8%. Turnovers: MSU 17 (Weatherspoon, Ready 4), OSU 21 (Four with 4). Blocked Shots: MSU 2 (Holman, Carter), OSU 3 (N'diaye 2). Steals: MSU 17 (Ready 5), OSU 4 (McLaughlin 2). Officials: Antinio Petty, Keith Kimble, Gerry Pollard. Attendance: 7684.

Game 8 — Dec. 4, 2016

Mississippi State 82
Georgia State 60

Humphrey Coliseum • Starkville, MS

Georgia State

Player	FG	3FG	FT	RB	PF	PT	A	Min
Hollowell f	2-5	0-1	0-0	7	3	4	1	26
Clayton f	3-5	0-0	0-0	3	2	6	2	22
Benlevi g	0-2	0-0	0-0	4	2	0	1	14
Williams g	6-12	4-8	0-1	5	1	16	1	27
Simonds g	2-5	0-3	3-3	5	0	7	0	23
Dennis	4-6	0-0	0-0	1	0	8	0	18
Donaldson	0-3	0-0	0-0	0	0	0	4	13
Clerkley	0-1	0-0	0-0	1	0	0	0	2
Seymour	4-8	2-2	0-0	1	1	10	0	20
Session	3-9	0-1	0-0	5	1	6	1	16
Mitchell	1-5	0-3	1-2	0	2	3	0	10
Thomas	0-1	0-1	0-0	2	3	0	0	9
TOTALS	25-62	6-19	4-6	37	15	60	10	200

Mississippi State

Player	FG	3FG	FT	RB	PF	PT	A	Min
Holman f	3-7	0-1	1-2	4	3	7	0	15
Kegler g	6-13	4-8	0-0	4	1	16	3	30
W'Spoon g	5-12	2-8	2-2	3	4	14	3	27
Ready g	5-8	1-3	0-0	3	3	11	5	30
Carter g	0-3	0-2	2-2	3	1	2	2	24
Peters	9-12	6-9	0-0	6	2	24	4	26
Wright	0-4	0-2	0-0	2	0	0	0	16
Strugg	0-1	0-1	0-0	1	0	0	0	1
Davis	0-0	0-0	0-0	0	0	0	0	2
Singleton	0-1	0-0	0-0	0	1	0	0	2
Washington	0-0	0-0	0-0	0	0	0	0	2
Herard	3-4	0-0	2-3	7	0	8	0	18
Datcher	0-1	0-0	0-0	0	0	0	0	7
TOTALS	31-66	13-34	7-9	37	15	82	17	200

Halftime: MSU 44, GSU 36. FG%: MSU 47.0%, GSU 40.3%. 3FG%: MSU 38.2%, GSU 31.6%. FT%: MSU 77.8%, GSU 66.7%. Turnovers: MSU 11 (Weatherspoon, 3), GSU 18 (Hollowell, 4). Blocked Shots: MSU 4 (Herard, 2), GSU 5 (Hollowell, 3). Steals: MSU 9 (Weatherspoon, 4), GSU 3 (Three with 1). Officials: Tony Greene, Orlando Poole, Ken Washington. Attendance: 6,805.

Game 9 — Dec. 14, 2016

East Tennessee State 67
Mississippi State 65

Humphrey Coliseum • Starkville, MS

East Tennessee State

Player	FG	3FG	FT	RB	PF	PT	A	Min
Banks f	0-0	0-0	0-0	1	2	0	0	18
Perea f	2-5	0-1	1-2	7	2	5	0	24
Cromer g	6-14	2-6	0-0	1	1	14	1	30
Bradford g	6-11	1-2	2-3	4	3	15	2	34
M'weather g	3-6	0-1	2-2	3	4	8	0	21
Payne	4-7	1-3	0-0	1	2	9	0	14
Burrell	3-4	2-2	0-0	6	4	8	0	15
Williams	1-2	1-2	0-0	0	1	3	0	12
Jurkin	0-3	0-0	0-1	3	1	0	0	9
Long	0-2	0-2	0-2	1	2	0	1	9
Glass	1-5	0-0	3-4	7	0	5	1	14
TOTALS	26-59	7-19	8-14	36	22	67	5	200

Mississippi State

Player	FG	3FG	FT	RB	PF	PT	A	Min
Holman f	7-10	1-3	2-3	6	3	17	0	30
Kegler g	5-7	1-2	1-3	8	3	12	1	35
W'Spoon g	3-14	0-4	7-8	7	2	13	1	32
Ready g	0-4	0-1	0-0	2	1	0	4	33
Carter g	3-4	1-1	0-0	0	1	7	1	18
Peters	3-10	3-7	1-2	1	4	10	2	22
Wright	1-1	0-0	2-4	0	2	4	0	12
Herard	0-3	0-0	0-0	3	0	0	0	12
Datcher	1-2	0-0	0-0	4	1	2	0	6
TOTALS	23-55	6-18	13-20	35	17	65	9	200

Halftime: ETSU 31, MSU 29. FG%: MSU 41.8%, ETSU 44.1%. 3FG%: MSU 33.3%, ETSU 36.8%. FT%: MSU 65.0%, ETSU 57.1%. Turnovers: MSU 14 (Ready 4), ETSU 12 (Merriweather 3). Blocked Shots: MSU 5 (Holman 4), ETSU 4 (Jurkin 2). Steals: MSU 4 (Peters 3), ETSU 4 (Merriweather 2). Officials: Anthony Jordan, Sean Casey, Patrick Evans. Attendance 6479.

Game 10 — Dec. 19, 2016

Mississippi State 86
Southern Miss 44

Mississippi Coliseum • Jackson, MS

Southern Miss

Player	FG	3FG	FT	RB	PF	PT	A	Min
Watts f	3-5	0-1	3-4	4	4	9	1	26
Rowe f	3-5	1-3	0-1	2	2	7	1	26
Campbell g	1-8	0-3	0-0	6	2	2	0	28
Ramey g	1-5	0-3	0-0	0	1	2	0	17
Holland g	1-8	1-5	0-0	2	2	3	0	28
Edwards	0-7	0-1	2-2	5	0	2	1	24
Richardson	1-3	1-3	0-0	2	2	3	1	12
Thomas	1-5	1-3	0-0	1	0	3	1	6
Clark	1-1	1-1	0-0	0	0	3	0	4
Conley	2-3	0-0	2-2	1	0	6	0	4
Davis	1-13	0-3	2-2	9	0	4	0	19
W'Spoon	0-2	0-0	0-0	0	0	0	1	6
TOTALS	15-65	5-26	9-11	37	13	44	6	200

Mississippi State

Player	FG	3FG	FT	RB	PF	PT	A	Min
Holman f	2-7	0-2	1-1	11	0	5	0	20
Kegler g	2-6	1-4	0-0	7	3	5	1	19
W'Spoon g	4-8	4-4	4-4	1	2	16	2	26
Ready g	3-5	0-0	0-0	4	0	6	8	25
Carter g	3-5	3-5	2-2	4	0	11	1	22
Peters	5-11	4-7	1-1	3	3	15	5	23
Stapleton	3-5	2-2	0-0	1	2	8	0	11
Strugg	1-2	1-2	0-0	0	1	3	0	6
Davis	2-3	2-2	0-0	0	0	6	1	5
Singleton	0-1	0-1	0-0	0	0	0	1	6
Washington	0-0	0-0	0-0	0	0	0	0	6
Herard	3-4	0-0	1-4	12	2	7	2	23
Datcher	1-2	0-0	2-2	3	3	4	0	8
TOTALS	29-59	17-29	11-14	46	16	86	21	200

Halftime: MSU 39, USM 25. FG%: MSU 49.2%, USM 23.1%. 3FG%: MSU 58.6%, USM 19.2%. FT%: MSU 78.6%, USM 81.8%. Turnovers: MSU 14 (Strugg, 3), USM 15 (Watts, 4). Blocked Shots: MSU 11 (Four with 2), USM 1 (Davis). Steals: MSU 9 (Ready, 4), USM 6 (Edwards 2). Officials: Don Daily, Orlandis Poole, Alfred Smith. Attendance: 4031.

Game 11 — Dec. 22, 2016

Mississippi State 85
Morehead State 76

Humphrey Coliseum • Starkville, MS

Morehead State

Player	FG	3FG	FT	RB	PF	PT	A	Min
Williams f	3-4	0-0	0-0	2	2	6	1	20

Game 12 — Dec. 29, 2016

Mississippi State 77
UMKC 54

Humphrey Coliseum • Starkville, MS

UMKC	Player	FG	3FG	FT	RB	PF	PT	A	Min
	Steward	f 4-13	0-4	7-8	4	1	15	0	34
	Clark	f 3-7	0-0	0-0	3	2	6	1	13
	Tillman	c 0-0	0-0	0-0	8	1	0	0	24
	Boyd	g 3-14	2-6	6-7	5	4	14	0	28
	Robinson	g 0-1	0-0	0-0	1	1	0	1	9
	Bishop	2-6	2-5	0-1	0	1	6	0	16
	King	1-2	0-1	1-2	2	0	3	1	13
	Ross	3-9	1-7	0-2	5	1	7	2	20
	Giles	0-0	0-0	0-0	0	2	0	0	8
	Leach	0-0	0-0	0-0	1	1	0	1	5
	Newbill	1-6	0-1	1-2	4	2	3	1	22
	Leek	0-2	0-2	0-0	1	3	0	0	8
TOTALS	17-60	5-26	15-22	38	19	54	7	200	

Mississippi State	Player	FG	3FG	FT	RB	PF	PT	A	Min
	Holman	f 1-3	0-0	0-1	6	3	2	3	21
	Kegler	g 2-8	2-4	2-3	7	1	8	0	25
	W'Spoon	g 9-15	5-8	2-5	7	2	25	4	25
	Ready	g 3-6	0-2	0-0	2	1	6	5	25
	Carter	g 4-9	3-4	0-0	4	0	11	0	27
	Peters	3-5	0-1	1-3	1	5	7	2	22
	Wright	0-0	0-0	0-0	2	1	0	0	14
	Stapleton	3-7	1-3	2-4	2	1	9	1	18
	Strugg	0-0	0-0	0-0	1	0	0	0	1
	Davis	1-1	0-0	0-0	0	0	2	0	2
	Washington	1-2	0-1	0-0	0	2	2	0	2
	Herard	2-2	0-0	1-2	8	2	5	0	15
	Datcher	0-0	0-0	0-0	2	2	0	0	3
TOTALS	29-58	11-23	8-18	46	18	77	15	200	

Halftime: MSU 44, UMKC 28. FG%: MSU 50.0%, UMKC 28.3%. 3FG%: MSU 47.8%, UMKC 19.2%. FT%: MSU 44.4%, UMKC 68.2%. Turnovers: MSU 15 (Holman, 3), UMKC 13 (Boyd, Newbill 3). Blocked Shots: MSU 5 (Holman 3), UMKC 1 (Clark). Steals: MSU 6 (Stapleton, Kegler 2), UMKC 5 (Steward, Boyd 2). Officials: Byron Jarrett, Patrick Evans, Glenn Tuitt. Attendance: 7109.

Game 13 — Jan. 3, 2017

Alabama 68
Mississippi State 58

Humphrey Coliseum • Starkville, MS

Alabama	Player	FG	3FG	FT	RB	PF	PT	A	Min
	Key	f 3-5	1-2	2-2	6	4	9	1	20
	Hall	f 3-5	0-0	0-1	5	1	6	0	20
	Norris	g 3-9	1-4	4-4	2	4	11	1	32
	Johnson	g 5-15	1-4	2-2	5	3	13	0	32
	Ingram	g 4-8	0-0	5-6	9	1	13	4	35
	Collins	1-4	0-1	0-0	2	0	2	18	
	Taylor	3-4	0-0	3-3	3	4	9	0	19
	Hale	1-3	0-2	0-2	2	1	2	0	8
	Olaniyan	1-1	0-0	1-2	6	2	3	1	16
TOTALS	24-54	3-13	17-22	43	20	68	9	200	

Mississippi State	Player	FG	3FG	FT	RB	PF	PT	A	Min
	Herard	f 0-1	0-0	4-4	5	4	4	0	16
	Stapleton	g 2-5	0-2	1-2	1	2	5	0	14
	Kegler	g 4-9	0-5	4-6	7	2	12	0	33
	W'Spoon	g 2-11	1-6	2-2	5	4	7	2	33
	Ready	g 2-5	0-0	2-2	1	1	6	3	34
	Peters	4-9	1-4	0-0	1	5	9	4	21
	Wright	0-0	0-0	0-0	0	0	0	0	1
	Carter	4-7	2-3	0-0	1	0	10	1	23
	Holman	1-5	0-1	3-4	5	4	5	1	25
TOTALS	19-52	4-21	16-20	26	22	58	11	200	

Halftime: UA 32, MSU 20. FG%: MSU 36.5%, UA 44.4%. 3FG%: MSU 19.0%, UA 23.1%. FT%: MSU 80.0%, UA 77.3%. Turnovers: MSU 13 (Weather-spoon, Herard 4), UA 16 (Key 5). Blocked Shots: MSU 4 (Holman 4), UA 3 (Three players with 1). Steals: MSU 7 (Ready, Peters 2), UA 3 (Key, 3). Officials: Doug Simons, Roger Ayers, Bart Lemox. Attendance 7452.

Game 14 — Jan. 7, 2017

Mississippi State 95
LSU 78

Maravich Assembly Center • Baton Rouge, LA

Mississippi State	Player	FG	3FG	FT	RB	PF	PT	A	Min
	Herard	f 4-6	0-0	0-0	4	1	8	1	17
	Holman	f 4-9	2-3	7-9	9	1	17	1	26
	Peters	g 4-10	2-5	5-6	1	2	15	5	27
	Kegler	g 2-7	2-5	5-6	7	3	11	0	27
	W'Spoon	g 6-11	1-3	1-2	7	2	14	1	33
	Wright	4-4	1-1	0-2	0	1	9	0	11
	Stapleton	2-3	0-1	0-0	0	0	4	0	4
	Ready	5-6	3-4	0-0	6	2	13	8	26
	Carter	0-1	0-0	0-0	2	0	0	1	15
	Datcher	2-4	0-0	0-0	2	3	4	0	14
TOTALS	33-61	11-21	18-25	40	15	95	17	200	

LSU	Player	FG	3FG	FT	RB	PF	PT	A	Min
	Reath	f 8-14	1-3	2-3	13	3	19	1	32
	Epps	f 1-3	0-1	0-0	4	2	2	1	18
	Sampson	g 3-10	0-5	0-0	0	1	6	0	19
	Blakeney	g 6-11	1-4	4-7	4	3	17	2	31
	Mays	g 4-8	2-3	0-0	3	2	10	5	23
	Robinson	0-0	0-0	0-0	0	1	0	0	2
	Haywood	2-3	2-2	2-2	1	3	8	0	14
	Jenkins	2-6	1-2	0-0	1	0	5	0	13
	Patterson	2-9	2-6	0-1	3	0	6	6	27
	Bridgewater	0-0	0-0	1-2	1	0	1	0	1
	Sims	1-8	0-1	2-2	5	1	4	0	20
TOTALS	29-72	9-27	11-17	39	17	78	15	200	

Halftime: MSU 52, LSU 33. FG%: MSU 54.1%, LSU 40.3%. 3FG%: MSU 50.0%, LSU 33.3%. FT%: MSU 72.0%, LSU 64.7%. Turnovers: MSU 14 (Weather-spoon, 6), LSU 14 (Epps 4). Blocked Shots: MSU 6 (Three with 2), LSU 5 (Reath 3). Steals: MSU 7 (Weatherspoon 3), LSU 4 (Mays 2). Officials: Antinio Petty, Brian Shey, Sean Casey. Attendance 7626.

Game 15 — Jan. 10, 2017

Mississippi State 84
Arkansas 78

Bud Walton Arena • Fayetteville, AR

Mississippi State	Player	FG	3FG	FT	RB	PF	PT	A	Min
	Holman	f 5-10	1-2	2-4	11	1	13	1	29
	Herard	c 1-3	0-0	2-5	4	3	4	0	15
	Peters	g 5-12	4-10	0-0	3	1	14	2	30
	Kegler	g 2-5	0-2	3-6	3	4	7	5	28
	W'Spoon	g 8-11	6-7	3-4	6	2	25	2	34
	Wright	1-2	0-0	0-0	2	1	2	0	3
	Stapleton	1-4	0-2	6-7	7	2	8	0	14
	Ready	1-3	6-6	6-6	3	1	8	4	30
	Carter	1-4	1-3	0-0	0	1	3	0	10
	Datcher	0-1	0-0	0-0	2	1	0	0	7
TOTALS	25-55	12-26	22-32	41	17	84	14	200	

LSU	Player	FG	3FG	FT	RB	PF	PT	A	Min
	Cook	f 1-3	0-0	1-2	3	2	3	1	11
	Kingsley	f 7-12	1-2	4-6	5	19	0	29	
	Barford	g 4-8	0-3	2-3	5	3	10	1	23
	Macon	g 3-7	1-4	1-1	1	2	8	2	24
	Watkins	g 1-2	0-0	0-0	0	1	2	2	18
	Thompson	0-0	0-0	0-0	2	3	0	3	10
	Bailey	0-0	0-0	0-0	0	0	0	0	1
	Hannahs	6-13	3-7	2-2	3	2	17	1	27
	Thomas	2-4	0-0	4-8	7	1	8	0	26
	Jones	0-1	0-1	0-0	0	0	0	0	5
	Beard	4-9	2-4	1-1	2	2	11	2	26
TOTALS	28-59	7-21	15-23	29	21	78	12	200	

Halftime: MSU 40, AR 34. FG%: MSU 45.5%, AR 47.5%. 3FG%: MSU 46.2%, AR 33.3%. FT%: MSU 68.8%, AR 65.2%. Turnovers: MSU 16 (Herard, Ready 4), AR 9 (Kingsley, Macon 2). Blocked Shots: MSU 2 (Holman, Datcher), AR 0. Steals: MSU 8 (Ready 5), AR 9 (Three with 2). Officials: Joe DeRosa, Pat Adams, Lee Cassell. Attendance 15,111.

Game 16 — Jan. 14, 2017

Mississippi State 67
Texas A&M 59

Humphrey Coliseum • Starkville, MS

Texas A&M	Player	FG	3FG	FT	RB	PF	PT	A	Min
	Hogg	f 5-13	0-2	3-5	8	2	13	3	39
	Davis	f 7-12	0-0	2-3	5	4	16	0	22
	Williams	f 6-11	0-1	0-3	6	5	12	0	27
	Morelos	c 2-7	1-6	4-4	8	1	9	4	32
	Collins	g 0-1	0-1	0-0	2	1	0	3	35
	Eubanks	0-0	0-0	0-0	0	1	0	0	2
	Vila	0-2	0-2	0-0	1	1	0	0	7
	Gilder	2-3	0-1	2-3	1	1	6	0	17
	Hampton	0-1	0-1	0-0	1	1	0	0	10
	Miller	1-2	0-0	1-2	3	2	3	0	9
TOTALS	23-52	1-14	12-20	38	19	59	10	200	

Mississippi State	Player	FG	3FG	FT	RB	PF	PT	A	Min
	Holman	f 4-7	0-0	6-8	4	4	16	0	24
	Herard	f 4-5	1-2	2-2	5	4	11	0	33
	Peters	g 1-7	1-5	11-11	2	1	14	4	31
	Kegler	g 1-7	0-2	2-5	5	1	4	0	28
	W'Spoon	g 5-8	3-5	0-0	1	2	13	1	33
	Wright	0-0	0-0	0-0	0	0	0	0	3
	Stapleton	1-2	0-0	1-2	0	4	3	0	7
	Ready	2-4	0-1	2-2	3	1	6	5	28
	Carter	0-3	0-3	0-0	0	0	0	0	6
	Datcher	0-1	0-0	0-0	0	4	0	1	7
TOTALS	19-44	5-18	24-30	23	21	67	11	200	

Halftime: MSU 25, TAMU 24. FG%: MSU 43.2%, TAMU 44.2%. 3FG%: MSU 27.8%, TAMU 7.1%. FT%: MSU 80.0%, TAMU 60.0%. Turnovers: MSU 13 (Peters 3), TAMU 22 (Hogg 6). Blocked Shots: MSU 5 (Holman 3), TAMU 5 (Williams 2). Steals: MSU 11 (Peters 5), TAMU 5 (Hogg 2). Officials: Tony Greene, Patrick Evans, Bart Lenox. Attendance 8,588.

Game 17 — Jan. 17, 2017

Mississippi State
Kentucky

Humphrey Coliseum • Starkville, MS

2016-17 Mississippi State Basketball
Mississippi State Combined Team Statistics (as of Jan 14, 2017)
All games

RECORD:	OVERALL	HOME	AWAY	NEUTRAL
ALL GAMES	12-4	7-3	2-0	3-1
CONFERENCE	3-1	1-1	2-0	0-0
NON-CONFERENCE	9-3	6-2	0-0	3-1

#	Player	gp-gs	min	avg	Total		3-Point		F-Throw		Rebounds								a	to	blk	stl	pts	avg
					fg-fga	fg%	3fg-fga	3fg%	ft-fa	ft%	off	def	tot	avg	pf	dq								
11	Q Weatherspoon	14-14	445	31.8	84-169	.497	32-68	.471	50-62	.806	22	44	66	4.7	31	0	29	31	5	27	250	17.9		
35	Aric Holman	16-15	403	25.2	61-116	.526	7-25	.280	37-52	.712	33	75	108	6.8	35	1	11	25	36	13	166	10.4		
01	Lamar Peters	14-4	324	23.1	46-109	.422	31-72	.431	22-26	.846	3	22	25	1.8	38	2	40	23	3	14	145	10.4		
15	IJ Ready	16-13	479	29.9	59-122	.484	10-32	.313	33-39	.846	5	42	47	2.9	22	0	81	31	0	32	161	10.1		
04	Mario Kegler	16-15	442	27.6	50-128	.391	18-58	.310	29-48	.604	17	71	88	5.5	34	0	13	27	2	10	147	9.2		
23	Tyson Carter	16-12	389	24.3	43-113	.381	25-65	.385	23-26	.885	2	34	36	2.3	15	0	15	9	2	14	134	8.4		
03	Xavian Stapleton	7-2	83	11.9	14-30	.467	4-12	.333	10-15	.667	4	10	14	2.0	13	0	1	2	3	9	42	6.0		
34	Schnider Herard	16-4	274	17.1	24-44	.545	0-0	.000	21-38	.553	25	53	78	4.9	32	0	5	24	5	1	69	4.3		
02	Eli Wright	15-1	185	12.3	13-32	.406	2-13	.154	14-21	.667	5	13	18	1.2	20	0	5	6	1	6	42	2.8		
12	Drew Davis	4-0	10	2.5	3-5	.600	2-3	.667	0-0	.000	0	0	0	0.0	0	0	1	2	0	0	8	2.0		
45	E.J. Datcher	15-0	116	7.7	7-18	.389	0-0	.000	3-6	.500	8	22	30	2.0	31	1	1	4	13	2	17	1.1		
13	Nick Singleton	5-0	24	4.8	2-6	.333	1-3	.333	0-0	.000	1	2	3	0.6	2	0	1	1	1	1	5	1.0		
20	Miles Washington	4-0	11	2.8	1-2	.500	0-1	.000	0-0	.000	0	0	0	0.0	1	0	0	0	1	0	2	0.5		
05	Joe Strugg	6-0	15	2.5	1-4	.250	1-3	.333	0-0	.000	0	3	3	0.5	2	0	0	4	0	0	3	0.5		
Team											20	23	43				7							
Total.....		16	3200		408-898	.454	133-355	.375	242-333	.727	145	414	559	34.9	276	4	203	196	72	129	1191	74.4		
Opponents.....		16	3200		395-931	.424	99-321	.308	180-259	.695	172	398	570	35.6	297	-	165	238	40	72	1069	66.8		

TEAM STATISTICS	MS	OPP	Date	Opponent	Score	Att.
SCORING	1191	1069	11-11-16	NORFOLK STATE	w 78-74	4467
Points per game	74.4	66.8	11-17-16	vs UCF	L 61-86	3430
Scoring margin	+7.6	-	11-18-16	vs Boise State	w 80-68	3517
FIELD GOALS-ATT	408-898	395-931	11-20-16	vs UTEP	w 61-54	1293
Field goal pct	.454	.424	11-25-16	LEHIGH	L 73-87	6697
3 POINT FG-ATT	133-355	99-321	11-28-16	NORTHWESTERN STATE	w 65-59	6070
3-point FG pct	.375	.308	12-01-16	OREGON STATE	w 74-57	7684
3-pt FG made per game	8.3	6.2	12-04-16	GEORGIA STATE	w 82-60	6805
FREE THROWS-ATT	242-333	180-259	12-14-16	EAST TENNESSEE STATE	L 65-67	6479
Free throw pct	.727	.695	12-19-16	vs USM	w 86-44	4031
F-Throws made per game	15.1	11.3	12-22-16	MOREHEAD STATE	w 85-76	8328
REBOUNDS	559	570	12-29-16	MISSOURI-KANSAS CITY	w 77-54	7109
Rebounds per game	34.9	35.6	* 01-03-17	ALABAMA	L 58-68	7452
Rebounding margin	-0.7	-	* 01-07-17	at LSU	w 95-78	7626
ASSISTS	203	165	* 01-10-17	at Arkansas	w 84-78	15111
Assists per game	12.7	10.3	* 01-14-17	TEXAS A&M	w 67-59	8588
TURNOVERS	196	238	* - Conference game			
Turnovers per game	12.3	14.9				
Turnover margin	+2.6	-				
Assist/turnover ratio	1.0	0.7				
STEALS	129	72				
Steals per game	8.1	4.5				
BLOCKS	72	40				
Blocks per game	4.5	2.5				
ATTENDANCE	69679	35008				
Home games-Avg/Game	10-6968	2-11368				
Neutral site-Avg/Game	-	4-3068				

Score by Periods	1st	2nd	Totals
Mississippi State	565	626	1191
Opponents	523	546	1069

2016-17 Mississippi State Basketball
Mississippi State Combined Team Statistics (as of Jan 14, 2017)
Conference games

RECORD:	OVERALL	HOME	AWAY	NEUTRAL
ALL GAMES	3-1	1-1	2-0	0-0
CONFERENCE	3-1	1-1	2-0	0-0
NON-CONFERENCE	0-0	0-0	0-0	0-0

##	Player	gp-gs	min	avg	Total		3-Point		F-Throw		Rebounds				pf	dq	a	to	blk	stl	pts	avg
					fg-fga	fg%	3fg-fga	3fg%	ft-fa	ft%	off	def	tot	avg								
11	Q Weatherspoon	4-4	133	33.2	21-41	.512	11-21	.524	6-8	.750	8	11	19	4.8	10	0	6	11	2	7	59	14.8
01	Lamar Peters	4-3	109	27.3	14-38	.368	8-24	.333	16-17	.941	1	6	7	1.8	9	1	15	10	0	8	52	13.0
35	Aric Holman	4-3	113	28.3	14-29	.483	4-8	.500	14-19	.737	8	22	30	7.5	10	0	3	5	10	2	46	11.5
04	Mario Kegler	4-4	116	29.0	9-28	.321	2-14	.143	14-23	.609	2	20	22	5.5	10	0	5	7	1	1	34	8.5
15	IJ Ready	4-1	118	29.5	10-18	.556	3-5	.600	10-10	1.000	0	13	13	3.3	5	0	20	8	0	10	33	8.3
34	Schnider Herard	4-4	72	18.0	10-17	.588	0-0	.000	12-17	.706	8	9	17	4.3	12	0	1	10	0	0	32	8.0
03	Xavian Stapleton	4-1	39	9.8	6-14	.429	0-5	.000	8-11	.727	3	5	8	2.0	8	0	0	0	0	3	20	5.0
23	Tyson Carter	4-0	54	13.5	5-15	.333	3-9	.333	0-0	.000	0	3	3	0.8	1	0	2	1	0	1	13	3.3
02	Eli Wright	4-0	18	4.5	5-6	.833	1-1	1.000	0-2	.000	1	1	2	0.5	2	0	0	0	0	1	11	2.8
45	E.J. Datcher	3-0	28	9.3	2-6	.333	0-0	.000	0-0	.000	1	3	4	1.3	8	0	1	1	4	0	4	1.3
Team											2	3	5					3				
Total.....		4	800		96-212	.453	32-87	.368	80-107	.748	34	96	130	32.5	75	1	53	56	17	33	304	76.0
Opponents.....		4	800		104-237	.439	20-75	.267	55-82	.671	54	95	149	37.2	77	-	46	62	11	21	283	70.8

TEAM STATISTICS	MS	OPP	Date	Opponent	Score	Att.
SCORING	304	283	* 01-03-17	ALABAMA	L 58-68	7452
Points per game	76.0	70.8	* 01-07-17	at LSU	w 95-78	7626
Scoring margin	+5.3	-	* 01-10-17	at Arkansas	w 84-78	15111
FIELD GOALS-ATT	96-212	104-237	* 01-14-17	TEXAS A&M	w 67-59	8588
Field goal pct	.453	.439	* - Conference game			
3 POINT FG-ATT	32-87	20-75				
3-point FG pct	.368	.267				
3-pt FG made per game	8.0	5.0				
FREE THROWS-ATT	80-107	55-82				
Free throw pct	.748	.671				
F-Throws made per game	20.0	13.8				
REBOUNDS	130	149				
Rebounds per game	32.5	37.2				
Rebounding margin	-4.7	-				
ASSISTS	53	46				
Assists per game	13.3	11.5				
TURNOVERS	56	62				
Turnovers per game	14.0	15.5				
Turnover margin	+1.5	-				
Assist/turnover ratio	0.9	0.7				
STEALS	33	21				
Steals per game	8.3	5.3				
BLOCKS	17	11				
Blocks per game	4.3	2.8				
ATTENDANCE	16040	22737				
Home games-Avg/Game	2-8020	2-11368				
Neutral site-Avg/Game	-	0-0				

Score by Periods	1st	2nd	Totals
Mississippi State	137	167	304
Opponents	123	160	283

2016-17 Mississippi State Basketball
Mississippi State Game-by-Game Highs (as of Jan 14, 2017)
All games

Opponent	Date	Score	Points	Rebounds	Assists	Steals	Blocked shots
NORFOLK STATE	11-11-16	78-74	22-Q Weatherspoon	11-Aric Holman	7-IJ Ready	2-Aric Holman	5-Aric Holman
vs UCF	11-17-16	61-86	19-Q Weatherspoon	7-Aric Holman	4-IJ Ready	2-Tyson Carter	3-E.J. Datcher
				Q Weatherspoon	Q Weatherspoon	Mario Kegler	
vs Boise State	11-18-16	80-68	25-Q Weatherspoon	7-Schnider Herard	6-IJ Ready	4-Q Weatherspoon	None
vs UTEP	11-20-16	61-54	18-Aric Holman	8-Mario Kegler	4-Lamar Peters	2-Q Weatherspoon	1-Eli Wright
						Aric Holman	
LEHIGH	11-25-16	73-87	20-IJ Ready	9-Mario Kegler	5-IJ Ready	2-Tyson Carter	1-E.J. Datcher
							Aric Holman
							Tyson Carter
NORTHWESTERN STATE	11-28-16	65-59	14-IJ Ready	7-Aric Holman	6-IJ Ready	5-IJ Ready	5-Aric Holman
				Eli Wright			
OREGON STATE	12-01-16	74-57	21-Q Weatherspoon	7-Aric Holman	5-IJ Ready	5-IJ Ready	1-Tyson Carter
							Aric Holman
GEORGIA STATE	12-04-16	82-60	24-Lamar Peters	7-Schnider Herard	5-IJ Ready	4-Q Weatherspoon	2-Schnider Herard
EAST TENNESSEE STATE	12-14-16	65-67	17-Aric Holman	8-Mario Kegler	4-IJ Ready	3-Lamar Peters	4-Aric Holman
vs USM	12-19-16	86-44	16-Q Weatherspoon	12-Schnider Herard	8-IJ Ready	4-IJ Ready	2-E.J. Datcher
							Schnider Herard
							Lamar Peters
							Aric Holman
MOREHEAD STATE	12-22-16	85-76	27-Q Weatherspoon	7-Mario Kegler	3-IJ Ready	2-Q Weatherspoon	3-Aric Holman
					Q Weatherspoon	Xavian Stapleton	
MISSOURI-KANSAS CITY	12-29-16	77-54	25-Q Weatherspoon	8-Schnider Herard	5-IJ Ready	2-Xavian Stapleton	3-Aric Holman
						Mario Kegler	
ALABAMA	01-03-17	58-68	12-Mario Kegler	7-Mario Kegler	4-Lamar Peters	2-Lamar Peters	4-Aric Holman
						IJ Ready	
at LSU	01-07-17	95-78	17-Aric Holman	9-Aric Holman	8-IJ Ready	3-Q Weatherspoon	2-Q Weatherspoon
							E.J. Datcher
							Aric Holman
at Arkansas	01-10-17	84-78	25-Q Weatherspoon	11-Aric Holman	5-Mario Kegler	5-IJ Ready	1-E.J. Datcher
							Aric Holman
TEXAS A&M	01-14-17	67-59	16-Schnider Herard	5-Mario Kegler	5-IJ Ready	5-Lamar Peters	3-Aric Holman
				Aric Holman			

2016-17 Mississippi State Basketball
Mississippi State Points-Rebounds-Assists (as of Jan 14, 2017)
All games

Opponent	Date	Score		01 PETERS,LAM	02 WRIGHT,ELI	03 STAPLETON,	04 KEGLER,MAR	05 STRUGG,JOE	11 WEATHERSPO	12 DAVIS,DREW
NORFOLK STATE	11-11-16	78-74	w	0-1-3	0-0-0	DNP	8-2-1	DNP	22-6-2	DNP
vs UCF	11-17-16	61-86	L	DNP	2-0-0	DNP	7-5-0	0-0-0	19-7-4	DNP
vs Boise State	11-18-16	80-68	w	0-1-1	2-0-3	DNP	12-4-0	DNP	25-4-2	DNP
vs UTEP	11-20-16	61-54	w	13-1-4	0-1-0	DNP	6-8-0	DNP	9-3-2	DNP
LEHIGH	11-25-16	73-87	L	11-2-1	2-1-0	DNP	12-9-0	DNP	DNP	DNP
NORTHWESTERN STATE	11-28-16	65-59	w	DNP	11-7-1	DNP	8-2-0	0-0-0	DNP	DNP
OREGON STATE	12-01-16	74-57	w	10-1-3	10-3-1	DNP	12-3-1	0-1-0	21-4-0	0-0-0
GEORGIA STATE	12-04-16	82-60	w	24-6-4	0-2-0	DNP	16-4-3	0-1-0	14-3-3	0-0-0
EAST TENNESSEE STATE	12-14-16	65-67	L	10-1-2	4-0-0	DNP	12-8-1	DNP	13-7-1	DNP
vs USM	12-19-16	86-44	w	15-3-5	DNP	8-1-0	5-7-1	3-0-0	16-1-2	6-0-1
MOREHEAD STATE	12-22-16	85-76	w	3-1-0	0-0-0	5-3-0	7-7-1	DNP	27-5-3	DNP
MISSOURI-KANSAS CITY	12-29-16	77-54	w	7-1-2	0-2-0	9-2-1	8-7-0	0-1-0	25-7-4	2-0-0
ALABAMA	01-03-17	58-68	L	9-1-4	0-0-0	5-1-0	12-7-0	DNP	7-5-2	DNP
at LSU	01-07-17	95-78	w	15-1-5	9-0-0	4-0-0	11-7-0	DNP	14-7-1	DNP
at Arkansas	01-10-17	84-78	w	14-3-2	2-2-0	8-7-0	7-3-5	DNP	25-6-2	DNP
TEXAS A&M	01-14-17	67-59	w	14-2-4	0-0-0	3-0-0	4-5-0	DNP	13-1-1	DNP












Opponent	Date	Score		13 SINGLETON,	15 READY,IJ	20 WASHINGTON	23 CARTER,TYS	34 HERARD,SCH	35 HOLMAN,ARI	45 DATCHER,EJ
NORFOLK STATE	11-11-16	78-74	w	DNP	14-3-7	DNP	17-1-2	4-4-0	11-11-0	2-7-0
vs UCF	11-17-16	61-86	L	0-2-0	15-3-4	DNP	8-2-2	2-2-0	6-7-0	2-2-0
vs Boise State	11-18-16	80-68	w	DNP	13-3-6	DNP	15-2-1	0-7-0	12-5-0	1-4-0
vs UTEP	11-20-16	61-54	w	DNP	6-2-3	DNP	9-6-1	0-5-2	18-4-0	0-0-0
LEHIGH	11-25-16	73-87	L	DNP	20-6-5	DNP	16-2-0	2-4-0	10-4-2	0-1-0
NORTHWESTERN STATE	11-28-16	65-59	w	5-1-0	14-3-6	DNP	10-3-2	2-4-0	13-7-0	2-3-0
OREGON STATE	12-01-16	74-57	w	0-0-0	4-1-5	0-0-0	8-3-0	2-4-0	7-7-1	0-0-0
GEORGIA STATE	12-04-16	82-60	w	0-0-0	11-3-5	0-0-0	2-3-2	8-7-0	7-4-0	0-0-0
EAST TENNESSEE STATE	12-14-16	65-67	L	DNP	0-2-4	DNP	7-0-1	0-3-0	17-6-0	2-4-0
vs USM	12-19-16	86-44	w	0-0-1	6-4-8	0-0-0	11-4-1	7-12-2	5-11-0	4-3-0
MOREHEAD STATE	12-22-16	85-76	w	DNP	19-2-3	DNP	7-3-1	5-1-0	12-6-2	0-0-0
MISSOURI-KANSAS CITY	12-29-16	77-54	w	DNP	6-2-5	2-0-0	11-4-0	5-8-0	2-6-3	0-2-0
ALABAMA	01-03-17	58-68	L	DNP	6-1-3	DNP	10-1-1	4-5-0	5-5-1	DNP
at LSU	01-07-17	95-78	w	DNP	13-6-8	DNP	0-2-1	8-4-1	17-9-1	4-2-0
at Arkansas	01-10-17	84-78	w	DNP	8-3-4	DNP	3-0-0	4-4-0	13-11-1	0-2-0
TEXAS A&M	01-14-17	67-59	w	DNP	6-3-5	DNP	0-0-0	16-4-0	11-5-0	0-0-1

2016-17 Mississippi State Basketball
Mississippi State Team Game-by-Game Comparison (as of Jan 14, 2017)
All games

Opponent	1st	2nd	Score	Mar	Total FG	FG Pct	3-Pointers	3FG Pct	Free Throws	FT Pct	Rebounds	Assist	T/Over	Block	Steal	Fouls
NORFOLK STATE	39/39	39/35	78-74	+4	28-60/26-57	.467/.456	11-23/5-15	.478/.333	11-17/17-26	.647/.654	38/35 +3	15/11	13/12	8/5	4/5	22/21
UCF	33/53	28/33	61-86	(25)	20-62/32-64	.323/.500	6-24/5-15	.250/.333	15-20/17-26	.750/.654	35/49 (14)	10/18	10/10	5/3	8/4	21/16
Boise State	37/29	43/39	80-68	+12	28-57/27-55	.491/.491	5-21/7-25	.238/.280	19-23/7-10	.826/.700	35/27 +8	13/10	10/17	0/1	13/3	16/23
UTEP	33/33	28/21	61-54	+7	21-52/19-51	.404/.373	7-20/4-22	.350/.182	12-14/12-20	.857/.600	34/34 -	12/10	8/12	1/2	5/2	20/18
LEHIGH	29/38	44/49	73-87	(14)	26-63/34-66	.413/.515	7-22/11-26	.318/.423	14-17/8-8	.824/1000	32/39 (7)	8/16	10/11	3/2	5/6	13/14
NORTHWESTERN STATE	28/28	37/31	65-59	+6	24-52/21-54	.462/.389	2-15/9-21	.133/.429	15-20/8-10	.750/.800	31/33 (2)	9/8	13/19	7/0	11/5	13/18
OREGON STATE	45/19	29/38	74-57	+17	22-44/21-45	.500/.467	11-19/6-13	.579/.462	19-25/9-11	.760/.818	29/24 +5	11/8	17/21	2/3	17/4	17/19
GEORGIA STATE	44/36	38/24	82-60	+22	31-66/25-62	.470/.403	13-34/6-19	.382/.316	7-9/4-6	.778/.667	38/37 +1	17/10	11/18	4/5	9/3	15/15
EAST TENNESSEE STATE	26/31	39/36	65-67	(2)	23-55/26-59	.418/.441	6-18/7-19	.333/.368	13-20/8-14	.650/.571	35/36 (1)	9/5	14/12	5/4	4/4	17/22
USM	39/25	47/19	86-44	+42	29-59/15-65	.492/.231	17-29/5-26	.586/.192	11-14/9-11	.786/.818	46/37 +9	21/6	14/15	11/1	9/6	16/13
MOREHEAD STATE	31/41	54/35	85-76	+9	31-58/28-56	.534/.500	5-20/9-19	.250/.474	18-29/11-13	.621/.846	30/32 (2)	10/10	5/16	4/2	5/4	13/22
MISSOURI-KANSAS CITY	44/28	33/26	77-54	+23	29-58/17-60	.500/.283	11-23/5-26	.478/.192	8-18/15-22	.444/.682	46/38 +8	15/7	15/13	5/1	6/5	18/19
ALABAMA	20/32	38/36	58-68	(10)	19-52/24-54	.365/.444	4-21/3-13	.190/.231	16-20/17-22	.800/.773	26/43 (17)	11/9	13/17	4/3	7/3	22/20
LSU	52/33	43/45	95-78	+17	33-61/29-72	.541/.403	11-22/9-27	.500/.333	18-25/11-17	.720/.647	40/39 +1	17/15	14/14	6/5	7/4	15/17
Arkansas	40/34	44/44	84-78	+6	25-55/28-59	.455/.475	12-26/7-21	.462/.333	22-32/15-23	.688/.652	41/29 +12	14/12	16/9	2/0	8/9	17/21
TEXAS A&M	25/24	42/35	67-59	+8	19-44/23-52	.432/.442	5-18/1-14	.278/.071	24-30/12-20	.800/.600	23/38 (15)	11/10	13/22	5/3	11/5	21/19

Note: Game totals are displayed in the format TEAM/OPPONENT for each category

2016-17 MISSISSIPPI STATE PLAYER BREAKDOWN

1		Lamar Peters Fr G 6-0 188 New Orleans, LA	MIN 23.1	PTS 10.4	RBS 1.8	AST 2.9	FG% .422	3FG% .431	FT% .846	Notes: Appeared in 10 non-conference games and averaged 9.3 points. Career-high 24 points vs. Georgia State with six 3-pointers. Started last three SEC games, beginning with LSU and totaled 15 points and 5 assists. Had 14 points vs. Arkansas. Scored in double-digits 9 times, including 14 vs. Texas A&M on 11-of-11 shooting at FTL to go along with his 5 steals.
2		Eli Wright Fr G 6-4 203 Owensboro, KY	MIN 12.3	PTS 2.8	RBS 1.2	AST 0.3	FG% .406	3FG% .154	FT% .667	Notes: Appeared in 11 non-conference games and averaged 2.8 points, with a career-best 11 coming against Northwestern State. Had 9 points at LSU. Played 3 minutes vs. Arkansas and Texas A&M. Scored in double-digits twice.
3		Xavian Stapleton So G 6-6 207 Flora, MS	MIN 11.9	PTS 6.0	RBS 2.0	STL 1.3	FG% .467	3FG% .333	FT% .667	Notes: Sat out the first nine games recovering from a torn left ACL. First game at MSU came against USM, where he had 8 points, 2 steals. Season-high 9 points came against UMKC. Averaged 7.3 points in non-conference games. Had 8 points and 7 rebounds vs. Arkansas and 3 points vs. Texas A&M.
4		Mario Kegler Fr G 6-7 220 Jackson, MS	MIN 27.6	PTS 9.2	RBS 5.5	AST 0.8	FG% .391	3FG% .310	FT% .604	Notes: Started 11 of the 12 games non-conference games and averaged 9.4 points. Has scored in double-digits six times, with season-high 16 points coming against Georgia State. Season-high 9 rebounds vs. Lehigh. After having 12 points vs. Alabama, poured in 11 at Arkansas. 7 points, 5 assists vs. Arkansas. 4 points, 5 rebounds vs. Texas A&M.
5		Joe Strugg Fr F 6-9 196 Montgomery, AL	MIN 2.5	PTS 0.5	RBS 0.5	AST ---	FG% .250	3FG% .333	FT% ---	Notes: Appeared in six games and averaged 0.5 points and 0.5 rebounds. Made collegiate debut vs. UCF and logged 2 minutes. Hasn't appeared in any SEC games.
11		Quinnndary Weatherspoon So G 6-4 205 Canton, MS	MIN 31.8	PTS 17.9	RBS 4.7	AST 2.2	FG% .497	3FG% .471	FT% .806	Notes: Preseason All-SEC selection who started all 10 non-conference games he played. Missed Lehigh and Northwestern State due to wrist injury. Career-high 27 points against Morehead State. Has totaled 20-plus points six this year, all wins. Scored in double-digits 12 times. Had game-high 25 points at Arkansas on 8-11 shooting, then 13 vs. Texas A&M. Fourth in the SEC in scoring.
15		I.J. Ready Sr G 5-11 166 Rixey, AL	MIN 29.9	PTS 10.1	RBS 2.9	AST 5.1	FG% .484	3FG% .313	FT% .846	Notes: MSU's lone senior who started all 12 non-conference games. Has now appeared in 100 games and scored 824 points. Averaged 10.7 points in non-conference play. Season-high 8 assists vs. USM and season-high 19 points vs. Morehead State. 6 points, 5 assists vs. UMKC. Had 13 points, 8 assists at LSU. Totaled 8 points vs. Arkansas and 6 vs. Texas A&M with 5 assists and 3 steals. 8th all-time at MSU with 355 assists. His 5.1 assists are 2nd most in the SEC. Named SEC player of the week on Monday.
23		Tyson Carter Fr G 6-4 167 Starkville, MS	MIN 24.3	PTS 8.4	RBS 2.3	AST 0.9	FG% .381	3FG% .385	FT% .885	Notes: Started all 12 non-conference games and averaged 10.1 points. Season-best 17 points vs. Norfolk, the most by a freshman on opening day since 1987-88. Had 10 points vs. Alabama, but failed to score at LSU. Came off the bench vs. Arkansas and totaled 3 points. Season-low 6 minutes vs. Texas A&M. Has scored in double-digits seven times.
34		Schnider Herard Fr F 6-10 250 Port-Au-Prince, Haiti	MIN 17.1	PTS 4.3	RBS 4.9	BLK 0.3	FG% .545	3FG% ---	FT% .553	Notes: Appeared in all 12 non-conference games and averaged 3.1 points. 8 points vs. Georgia State and 12 rebounds vs. USM. Started all four SEC games. Had 8 points vs. LSU and had 4 points, 4 rebounds vs. Arkansas. Career-high 16 points vs. Texas A&M.
35		Aric Holman So F 6-10 222 Owensboro, KY	MIN 25.2	PTS 10.4	RBS 6.8	BLK 2.3	FG% .526	3FG% .280	FT% .712	Notes: Started all 12 non-conference games and averaged 10.0 points. Career high of 18 points came against UTEP. Has two double-doubles, first against Norfolk State and then at Arkansas with 13 points and 11 rebounds. Had 17 points, 9 rebounds at LSU. 11 points, 5 rebounds vs. Texas A&M. His 37 blocks are the third-most in the SEC.
45		E.J. Datcher Fr C 6-9 240 Harpersville, AL	MIN 7.7	PTS 1.1	RBS 2.0	BLK 0.9	FG% .389	3FG% ---	FT% .500	Notes: Appeared in all 12 non-conference games and averaged 1.1 points. Season-best 4 points came against USM, while season-best 7 rebounds came against Norfolk State. Came off the bench against Arkansas and had 2 rebounds and 1 block.