



Mississippi State Bulldogs (12-5, 3-2) vs. Tennessee Volunteers (9-9, 2-4)

Basketball Media Relations

55 Bailey Howell Drive, Mississippi State, MS 39762

GREGG ELLIS, Primary Contact

(W) 662.325.3595 | (C) 662.322.0145 | gellis@athletics.msstate.edu

Twitter: @msusportsgregg & @HailStateMBK | www.hailstate.com

MORGAN MACGUIRE, Secondary Contact

(C) 719.660.2039 | mmacguire@athletics.msstate.edu

Twitter: @morgsmac

SERIES INFORMATION

Series: 80-42, Tennessee

Home: 29-27, Tennessee

Away: 44-11, Tennessee

Neutral: 7-4, Tennessee

Last Meeting: Tennessee, 80-75 (1-16-16)

Mississippi State Coach: Ben Howland

MSU Record: 26-22, 2nd year

Career Record: 427-228, 21st year

vs. Tennessee: 0-2

Tennessee Coach: Rick Barnes

Tennessee Record: 24-28, 2nd year

Career Record: 628-342, 30th year



GAME INFORMATION

When: Saturday, Jan. 21, 2017

Time: 5 p.m. CT

Location: Knoxville, TN

Arena: Thompson-Boling Arena

TV: SEC Network

PxP: Mike Morgan

Analyst: Pat Bradley

Sideline: N/A

MSU Radio Network:

PxP: Jim Ellis

Analyst: Richard Williams

Sirius/XM: 145/191

Projected Starting 5



1 Lamar Peters

6-0 | 185 | Fr. | G
New Orleans, LA

PPG: _____ 11.3

APG: _____ 2.8

FG%: _____ 44.0

FT%: _____ 79.4



4 Mario Kegler

6-7 | 230 | Fr. | G
Jackson, MS

PPG: _____ 9.4

RPG: _____ 5.6

FG%: _____ 40.6

FT%: _____ 58.0



11 Quindary Weatherspoon

6-4 | 205 | So. | G
Canton, MS

PPG: _____ 17.7

RPG: _____ 4.6

FG%: _____ 49.7

FT%: _____ 78.8



34 Schnider Herard

6-10 | 250 | Fr. | F
Port-au-Prince Haiti

PPG: _____ 4.5

RPG: _____ 4.9

FG%: _____ 56.3

FT%: _____ 52.4



35 Aric Holman

6-10 | 222 | So. | F
Owensboro, KY

PPG: _____ 10.0

RPG: _____ 6.6

FG%: _____ 51.6

FT%: _____ 71.2

WHAT TO NOTE AS MSU PLAYS TENNESSESE . . .

- On Monday, **Quindary Weatherspoon** was named the SEC player of the week after totaling 25 points at Arkansas and 13 (all in the second half) against Texas A&M.
- Mississippi State is looking for its first 3-0 road start in SEC play since 2004.
- MSU has won two out of the last three games in Knoxville, including its last outing in 2015, 71-66.
- The Bulldogs are looking for their first 4-2 start in league play since 2010.
- Freshman guard **Lamar Peters** scored a career-high 25 points against Kentucky, marking the second time this season he's totaled 20-plus points.
- Four times this year, MSU has rallied from deficits of 10 points or more en route to victory.
- Against Kentucky, the Bulldogs lost for the first time in 11 games when shooting 45 percent or better from the floor.
- Also against the Wildcats, MSU had season highs in turnovers (19) and fouls (28).
- Quindary Weatherspoon** has totaled 28 points in the last two games, with all points coming in the second half. He's 19-31 shooting his last three games, 10-17 beyond the arc.
- KenPom.com has MSU as the second-least experienced team of all 351 DI programs, UK fifth.
- When is Mississippi State successful? When outrebounding foes (9-0), shooting 45 percent or better (10-1) and winning or being tied at the half (11-0).
- Of current SEC players, **I.J. Ready** is 12th with 834 points, tied for third with 140 steals and third with 356 assists.
- I.J. Ready** is third in the SEC with his 2.6 assist/turnover ratio (46th nationally), while his 5.1 assists are second. He now has 355 assists for his career, now the 8th most in school history, while his 140 steals are tied with Darryl Wilson for the 10th most in school history.
- Sophomore guard **Quindary Weatherspoon** is fourth in the SEC with his 17.7 scoring clip. MSU hasn't had a player average 18-plus since Darryl Wilson in 1996 (18.0).
- Sophomore forward **Aric Holman** leads the Bulldogs with 39 blocked shots, the most in a single season since Jarvis Varnado had 170 in 2010.

2016-17 MISSISSIPPI STATE SCHEDULE/RESULTS

NOVEMBER

11	NORFOLK STATE (SECN+)	W, 78-74
	<i>CHARLESTON CLASSIC</i>	
17	vs. Central Florida (ESPN2)	L, 86-61
18	vs. Boise State (ESPN3)	W, 80-68
20	vs. UTEP (ESPN3)	W, 61-54
25	LEHIGH (SECN+)	L, 87-73
28	NORTHWESTERN STATE (SECN)	W, 65-59

DECEMBER

1	OREGON STATE (ESPNU)	W, 74-57
4	GEORGIA STATE (SECN+)	W, 82-60
14	ETSU (SECN)	L, 67-65
19	Southern Miss (ESPNU) ^	W, 86-44
22	MOREHEAD STATE (SECN)	W, 85-76
29	UMKC (SECN+)	W, 77-54

JANUARY

3	ALABAMA (SECN)	L, 68-58
7	at LSU (SECN)	W, 95-78
10	at Arkansas (SECN)	W, 84-78
14	TEXAS A&M (CBS)	W, 67-59
17	KENTUCKY (ESPN)	L, 87-81
21	at Tennessee (SECN)	5 p.m.
25	MISSOURI (SECN)	6 p.m.
28	at Alabama (SECN)	5 p.m.
31	at Ole Miss (SECN)	6 p.m.

FEBRUARY

4	TENNESSEE (SECN)	2:30 p.m.
7	at Auburn (SECN)	8 p.m.
11	SOUTH CAROLINA (ESPNU)	7 p.m.
14	at Georgia (ESPNU)	8 p.m.

18	FLORIDA (ESPN/2)	1 p.m.
21	OLE MISS (ESPN2)	8 p.m.
25	at Vanderbilt (ESPNU)	3 p.m.
28	at South Carolina (ESPNU)	6 p.m.

MARCH

4	LSU (SECN)	5 p.m.
	<i>2017 SEC Tournament</i>	
8-12	SEC Tournament (SECN, ESPNU, ABC)	TBA

^ - Jackson, Miss (Mississippi Coliseum)

! - Nashville (Bridgestone Arena)

2016-17 MISSISSIPPI STATE NUMERICAL ROSTER

No.	Name	Pos.	Ht.	Wt.	Yr.	Exp.	Hometown
1	Lamar Peters	G	6-0	188	Fr.	HS	New Orleans, LA (Landry-Walker HS)
2	Eli Wright	G	6-4	203	Fr.	HS	Owensboro, KY (22 Feet Academy)
3	Xavian Stapleton	G	6-6	207	So.	TR	Flora, MS (Louisiana Tech)
4	Mario Kegler	G	6-7	220	Fr.	HS	Jackson, MS (Oak Hill Academy)
5	Joe Strugg	F	6-9	196	RFr.	HS	Montgomery, AL (G.W. Carver HS)
11	Quinnndary Weatherspoon	G	6-4	205	So.	1L	Canton, MS (Velma Jackson HS)
12	Drew Davis	G	5-10	172	Jr.	HS	Atlanta, GA (Ft. Walton Beach HS)
13	Nick Singleton	G	6-5	194	So.	TR	Decatur, GA (Kennesaw State)
15	I.J. Ready	G	5-11	166	Sr.	3L	Rixey, AR (Park View Magnet)
20	Miles Washington	C	6-7	202	Fr.	HS	New Albany, MS (New Albany HS)
23	Tyson Carter	G	6-4	167	Fr.	HS	Starkville, MS (Starkville HS)
34	Schnider Herard	F	6-10	250	Fr.	HS	Port-au-Prince (Prestonwood Christian)
35	Aric Holman	F	6-10	222	So.	1L	Owensboro, KY (Owensboro HS)
45	E.J. Datcher	C	6-9	240	Fr.	HS	Harpersville, AL (Vincent HS)

Head Coach:	Ben Howland (Weber State, 1979; 2nd year)
Assistant Coaches:	George Brooks (Mississippi State, 1997; 7th year) Korey McCray (Mercer, 2001; 2nd year) Ernie Zeigler (Cleary College, 1994; 2nd year)
Director of Basketball Operations:	Michael Moynihan
Director of Basketball Performance:	David Deets
Graduate Assistant Coaches:	Alfred Aboya Bo Rodriguez Jalen Courtney
VIDEO:	
TRAINER:	Ryan Dotson

2016-17 A-Z Roster

No.	Name	Yr.
32	Carter, Tyson	Fr.
45	Datcher, EJ	Fr.
12	Davis, Drew	Jr.
34	Herard, Schnider	Fr.
35	Holman, Aric	So.
4	Kegler, Mario	Fr.
1	Peters, Lamar	Fr.
15	Ready, I.J.	Sr.
13	Singleton, Nick	So.
3	Stapleton, Xavian	R-So.
5	Strugg, Joe	R-Fr.
20	Washington, Miles	Fr.
11	Weatherspoon, Quinnndary	So.
2	Wright, Eli	Fr.

By State/Country

Alabama (2)		
45	Datcher, EJ	Fr.
5	Strugg, Joe	R-Fr.
Arkansas (1)		
15	Ready, I.J.	Sr.
Georgia (2)		
12	Davis, Drew	Jr.
13	Singleton, Nick	So.
Kentucky (2)		
35	Holman, Aric	So.
2	Wright, Eli	Fr.
Louisiana (1)		
1	Peters, Lamar	Fr.
Mississippi (5)		
23	Carter, Tyson	Fr.
4	Kegler, Mario	Fr.
3	Stapleton, Xavian	R-So.
20	Washington, Miles	Fr.
11	Weatherspoon, Quinnndary	So.
Haiti (1)		
34	Herard, Schnider	Fr.

PRONUCIATION GUIDE

ARIC HOLEMAN: ERIC
 QUINNNDARY WEATHERSPOON: QUINN-DARE-EE
 XAVIAN STAPLETON: ZAY-VEE-AWN
 SCHNIDER HERARD: SCHNI-DER HER-RARD

GENERAL INFORMATION

Location: Starkville, MS
 Founded: February 28, 1878
 Enrollment: 21,622
 Conference: SEC
 Nickname: Bulldogs
 Colors: Maroon & White
 Arena: Humphrey Coliseum (10,500)
 President: Dr. Mark E. Keenum
 Athletics Director: John Cohen
 Web Site: www.hailstate.com
 Twitter: @HailStateMBK
 Hashtag #HailState

BASKETBALL HISTORY

First Year of Basketball: 1908-09
 All-Time Record: 1,373-1,164/105 years
 All-Time SEC Record: 574-751
 Total Number of Head Coaches: 20
 Humphrey Coliseum Record: 425-175
 20-Win Seasons: 17
 NCAA Tournament Appearances: 10 (11-10)
 NCAA Tournament Final Fours: 1 (1996)
 NIT Appearances: 8 (7-8)
 NIT Final Fours: 1 (2007)
 SEC Championships: 6
 (2004, 1991, 1963, 1962, 1961, 1959)
 SEC Tournament Championships: 3
 (2009, 2002 and 1996)
 SEC Tournament Record: 29-53
 SEC Western Division Titles: 7
 (2010, 2008, 2007, 2004, 2003, 1996, 1995)

TEAM INFORMATION

2015-16 Overall Record 14-17
 2015-16 SEC Record 7-11, 11th
 National Ranking: n/a
 Starters Returning/Lost: 2/3
 Letterwinners Returning/Lost: 3/10
 Newcomers: 12
 Roster (Sr./Jr./So./Fr.): (1/1/4/9)

MEDIA INFORMATION

Credentials

■Media members may obtain both season credentials and game-by-game passes by contacting Gregg Ellis at 662-325-3595.

SEC Teleconference


■The SEC's weekly teleconference is every Monday and will be coordinated through the SEC media relations office. To participate, contact Craig Pinkerton of the SEC at 205-458-3038. Ben Howland is scheduled for 11:17 a.m. CT.



Media On Twitter

Michael Bonner, Clarion Ledger
 @MikeBBonner
 David Brandt, Associated Press
 @davidbrandtAP
 Bob Carskadon, HailState Beat
 @bobcarskadon
 Joel Coleman, Starkville Daily News
 @JoelTColeman
 Robbie Faulk, 24/7 Sports
 @robbiefaulk247
 Paul Jones, 24/7 Sports
 @PJ247Sports
 Logan Lowery, Daily Journal
 @loganlowery
 David Murray, Dawgs' Bite
 @DawgsBiteMag
 Danny P. Smith, Starkville Daily News
 @sdhannyp
 Gene Swindoll, Gene's Page
 @GeneSwindoll
 Ben Wait, Commercial Dispatch
 @bcwait

MISSISSIPPI STATE TV/RADIO ROSTER



1 Lamar Peters
FR | G | 6-0 | 188
New Orleans, LA



2 Eli Wright
FR | G | 6-4 | 203
Owensboro, KY



3 Xavian Stapleton
SO | G | 6-6 | 207
Flora, MS



4 Mario Kegler
FR | G | 6-7 | 220
Jackson, MS



5 Joe Strugg
FR | F | 6-9 | 196
Montgomery, AL



11 Quindary Weatherspoon
SO | G | 6-4 | 205
Canton, MS



12 Drew Davis
JR | G | 5-10 | 172
Atlanta, GA



13 Nick Singleton
SO | G | 6-5 | 194
Decatur, GA



15 I.J. Ready
SR | G | 5-11 | 166
Rixey, AR



20 Miles Washington
FR | C | 6-7 | 202
New Albany, MS



23 Tyson Carter
FR | G | 6-4 | 167
Starkville, MS



34 Schnider Herard
FR | F | 6-10 | 250
Port-Au-Prince, Haiti



35 Aric Holman
SO | F | 6-10 | 222
Owensboro, KY



45 E.J. Datcher
FR | C | 6-9 | 240
Harpersville, AL



Ben Howland
Head Coach
2nd Year



George Brooks
Assistant Coach
7th Year



Corey McCray
Assistant Coach
2nd Year



Ernie Zeigler
Assistant Coach
2nd Year





Michael Moynihan
Director of Operations
1st Year



Jalen Courtney
Video Director
1st Year

TALE OF THE TAPE

	74.8	68.1	46.0	37.1	71.5	34.8	-1.0	12.5	12.6	+2.3	1.0	8.2	4.4
	Points	Opp Points	FG%	3FG%	FT%	RB	RBM	ASST	TO	TM	AST-TO Ratio	STL	BL
	77.1	74.1	44.1	32.7	74.3	36.8	+0.6	14.0	13.7	+1.8	1.0	6.3	4.9

Leaders	Scoring	Rebounds	Assists	Steals	Blocks
MSU	Weatherspoon, 17.7	Holman, 6.6	Ready, 4.8	Weatherspoon, 2.1	Holman, 2.3
OPP	Hubbs, 14.4	Williams, 5.7	Turner, 2.9	Bowden, 1.0	Grant, 2.1

Last Time Out For Tennessee

- ✓ Lost at Ole Miss, 80-69.
- ✓ Tied 38-all at halftime.
- ✓ Robert Hubbs and Lamonte Turner had 15 points each.
- ✓ The Vols were 25-71 shooting, 6-25 from 3-point range.
- ✓ UM won the battle of the boards, 50-42.
- ✓ Robert Hubbs had 7 boards.
- ✓ UT forced 17 turnovers and had 12. The Vols also had 15 assists and 6 blocks.

Last Time Out For Mississippi State

- ✓ Lost to Kentucky, 88-81.
- ✓ Lamar Peters scored a career-high 25 points, while Quinndary Weatherspoon added 15.
- ✓ MSU forced 16 turnovers and had 19.
- ✓ UK won the battle of the boards, 38-32.
- ✓ MSU had 10 assists and 10 steals.
- ✓ MSU was 32-59 shooting, 5-17 beyond the arc, while UK was 33-65 shooting and 7-18 from long range.

Tennessee Series Breakdown

(UT leads, 80-42)
Last MSU win: 71-66 (2014-15)
Last UT win: 80-75 (2015-16)
Current UT win streak: 1
Biggest MSU win: 95-68 (1990-91)
Biggest UT win: 82-49 (1971-72)

at Knoxville
 (UT leads, 44-11)
Last MSU win: 71-66 (2014-15)
Last UT win: 72-57 (2012-13)
Current MSU win streak: 1
Biggest MSU win: 91-67 (1961-62)
Biggest UT win: 82-49 (1971-72)

VERSUS TENNESSEE

Player	G-GS	Mins	FGM-FGA	Pct	3GM-3GA	Pct	FTM-FTA	Pct	Rebs	Ast	TO	BS	Stl	Pts
Holman	1-0	5	0-0	.000	0-0	.000	0-0	.000	0-0.0	0	1	0	0	0-0.0
Ready	4-4	92	6-11	.545	1-3	.333	4-4	1.000	2-0.5	9	3	0	6	17-4.3
Weatherspoon	1-1	34	8-15	.533	3-5	.600	4-5	.800	4-4.0	1	2	1	1	23-23.0

A LOOK AT THE SEC

2016-17 SEC Standings

	SEC	Overall
Kentucky	6-0 1.000	16-2 .889
South Carolina	5-0 1.000	15-3 .833
Florida	5-1 .833	14-4 .778
Alabama	4-1 .800	11-6 .647
Georgia	4-2 .667	12-6 .667
Mississippi State	3-2 .600	12-5 .706
Arkansas	3-3 .500	14-4 .778
Auburn	2-4 .333	12-6 .667
Tennessee	2-4 .333	9-9 .500
Vanderbilt	2-4 .333	8-10 .444
Ole Miss	2-4 .333	11-7 .611
Texas A&M	1-5 .167	9-8 .529
LSU	1-5 .167	9-8 .529
Missouri	0-5 .000	5-12 .333

As of January 21, 2017

Upcoming Games

January 21 (Saturday)
 Georgia at Texas A&M, 11 a.m.
 Vanderbilt at Florida, 11 a.m.
 Ole Miss at Missouri, 2:30 p.m.
 Alabama at Auburn, 3 p.m.
 South Carolina at Kentucky, 5 p.m.
 Mississippi State at Tennessee, 5 p.m.
 LSU at Arkansas, 7:30 p.m.

January 24 (Tuesday)
 Auburn at South Carolina, 5:30 p.m.
 Arkansas at Vanderbilt, 7:30 p.m.
 Kentucky at Tennessee, 8 p.m.

January 25 (Wednesday)
 Missouri at Mississippi State, 6 p.m.
 Texas A&M at Ole Miss, 6:30 p.m.
 Alabama at Georgia, 8 p.m.
 Florida at LSU, 8 p.m.

Recent Scores

January 18
 South Carolina 57, Florida 53
 Alabama 68, Missouri 56
 Auburn 78, LSU 74

January 17
 Kentucky 88, Mississippi State 81
 Ole Miss 80, Tennessee 69
 Georgia 76, Vanderbilt 68
 Arkansas 62, Texas A&M 60

January 14
 Mississippi State 67, Texas A&M 59
 Kentucky 92, Auburn 72
 Alabama 81, LSU 66
 Florida 80, Georgia 76
 Arkansas 92, Missouri 73
 South Carolina 67, Ole Miss 56
 Tennessee 87, Vanderbilt 75

Humphrey Coliseum History**First Game:**..... Dec. 1, 1975; MSU 85, Indiana St. 82**Overall Record:**..... 425-175 (.708)**Non-Conference Record:**..... 212-37 (.851)**SEC Record:**..... 213-138 (.609)**Humphrey Coliseum Yearly Records**

Year	Attn.	Avg.	Record (SEC)
1975-76	70,081	5,006	10-4 (5-4)
1976-77	76,232	5,082	11-4 (5-4)
1977-78	72,025	5,540	11-2 (8-1)
1978-79	99,906	7,136	11-3 (7-2)
1979-80	67,209	6,721	6-4 (5-4)
1980-81	48,214	4,018	6-6 (3-6)
1981-82	56,414	4,030	7-7 (3-6)
1982-83	68,416	5,263	11-2 (7-2)
1983-84	61,508	4,393	6-8 (3-6)
1984-85	89,370	6,384	11-3 (7-2)
1985-86	43,927	3,379	4-9 (3-6)
1986-87	40,715	2,908	7-7 (3-6)
1987-88	54,074	4,160	9-4 (5-4)
1988-89	74,344	5,719	9-4 (5-4)
1989-90	74,623	5,740	9-4 (5-4)
1990-91	102,072	7,852	12-1 (8-1)
1991-92	72,142	5,549	8-5 (4-4)
1992-93	61,172	4,706	10-3 (5-3)
1993-94	88,687	6,335	10-4 (5-3)
1994-95	80,681	6,723	11-1 (7-1)
1995-96	97,996	7,538	10-3 (6-2)
1996-97	74,275	5,305	10-4 (5-3)
1997-98	77,954	5,996	7-6 (2-6)
1998-99	70,257	5,018	12-2 (6-2)
1999-00	61,764	4,412	10-4 (4-4)
2000-01	77,654	4,568	13-4 (6-2)
2001-02	79,642	5,689	13-1 (7-1)
2002-03	98,312	7,022	12-2 (7-1)
2003-04	111,940	7,996	12-2 (6-2)
2004-05	103,031	7,925	11-2 (6-2)
2005-06	90,875	5,680	11-5 (5-3)
2006-07	123,736	6,512	16-3 (6-2)
2007-08	106,672	7,111	12-3 (7-1)
2008-09	157,111	8,728	13-5 (5-3)
2009-10	116,919	6,878	13-4 (6-2)
2010-11	97,069	5,710	12-5 (5-3)
2011-12	152,363	8,019	15-4 (6-2)
2012-13	94,092	6,721	7-7 (3-6)
2013-14	123,743	6,875	11-7 (3-6)
2014-15	106,946	6,291	9-8 (3-6)
2015-16	99,338	6,623	10-5 (5-4)
2016-17	79,447	7,222	7-4 (1-2)

Opponent	vs. SEC Opponents				Str.
	GP	W	L	PCT.	
Alabama	41	22	19	.537	L4
Arkansas	24	18	6	.750	W1
Auburn	40	28	12	.700	W6
Florida	28	14	14	.500	L2
Georgia	29	18	12	.600	L4
Kentucky	30	9	21	.300	L5
LSU	29	24	15	.615	W1
Missouri	3	2	1	.667	W1
Ole Miss	41	33	8	.805	W1
S. Carolina	13	10	3	.769	W1
Tennessee	29	14	16	.467	L3
Texas A&M	4	2	2	.500	W1
Vanderbilt	29	20	9	.690	W2

MSU KNOWS HOW TO WIN GAMES AT 'THE HUMP'

Over the course of the last decade, Mississippi State's Humphrey Coliseum has become a difficult venue for opposing teams. Last year, MSU was 10-5, including a 5-1 mark against non-conference foes. This year, MSU is 7-4.

The Bulldogs have compiled a 42-season composite record of 425-175 (.708) at "The Hump" since Mississippi State's basketball facility opened prior to the 1975-76 campaign.

TRACKING MSU'S HOME SUCCESS UNDER BEN HOWLAND

Season	Overall		SEC		Non-SEC	
	Record	Win %	Record	Win %	Record	Win %
2015-16	10-5	.667	5-4	.556	5-1	.833
2016-17	7-4	.636	1-2	.333	6-2	.750
Totals	17-9	.654	6-6	.500	11-3	.786

A LOOK AT THE HISTORY OF HUMPHREY COLISEUM**LARGEST CROWDS
AT THE HUMP**

Crowd	Opponent	Date
10,788	Kentucky	2-16-10
10,735	Ole Miss	2-7-04
10,645	Ole Miss	2-23-02
10,541	Florida	1-7-03
10,458	Auburn	3-2-04
10,437	Alabama	2-21-04
10,432	Alabama	3-5-05
10,432	Kentucky	1-13-04
10,429	Ole Miss	2-15-03
10,421	Ole Miss	1-26-08
10,412	Ole Miss	1-13-09
10,364	Ole Miss	2-9-12
10,338	Florida	1-24-07
10,315	Kentucky	1-9-96

**INDIVIDUAL MSU
RECORDS AT THE HUMP**

Most Points Scored
40, Rickey Brown (Auburn, 3-7-77)

Most Rebounds
24, Wiley Peck (Alabama, 1-27-79)

Most Assists
15, Al Perry (Vanderbilt, 1-29-77)

**TEAM MSU
RECORDS AT THE HUMP**

Most Points Scored
123, Troy State (12-5-95)

Most Rebounds
75, Mississippi Valley St. (11-21-00)

Most Consecutive Wins
14, 1-22-03 to 1-10-04



CHARTING I.J. Ready

S | G | 5-11
Rixey, AR

MSU Career Assists Chart

1. Dee Bost.....	633
2. Derrick Zimmerman.....	514
3. Al Perry.....	510
4. Jamont Gordon.....	484
5. Chuck Evans.....	454
6. Doug Hartsfield.....	413
7. Jack Bouldin.....	357
8. I.J. Ready.....	356
9. Detrick White.....	351
10. Butch Pierre.....	342

MSU Career Steals Chart

1. Ray White.....	633
2. Derrick Zimmerman.....	514
3. Dee Bost.....	510
4. Craig Sword.....	484
5. Chuck Evans.....	454
6. Barry Stewart.....	413
7. Timmy Bowers.....	357
8. Tony Watts.....	355
9. Winsome Frazier.....	351
T10. I.J. Ready.....	140
T10. Darryl Wilson.....	140

SEC Season Rank

Assists.....	2
Steals.....	5
Assist/Turnover Ratio.....	2
Minutes Played.....	15

NCAA Season Rank

Assists.....	76
Steals.....	59
Assist/Turnover Ratio.....	41



CHARTING Lamar Peters

F | G | 6-0
New Orleans

Freshman 3FG Made

1. Barry Stewart.....	638
2. Malik Newman.....	61
3. Reginald Delk.....	59
4. Dee Bost.....	54
T5. Rodney Hood.....	47
T5. Ben Hansbrough.....	47
7. Q. Weatherspoon.....	43
8. Fred Thomas.....	41
9. Lamar Peters.....	33

SEC Season Rank

3-Point FG%.....	3
3-Point FGM.....	5

A CLOSER LOOK AT MSU

OFF THE SCHNIDE

■ After coming off the bench the first 12 games, freshman forward Schneider Herard has started the first five SEC games.

During that stretch, the Haiti native is averaging 7.8 points and 4.4 rebounds, while on the year he's averaging 4.5 points and 4.9 boards.

He scored a career-high 16 points against Texas A&M.

Just ONE 3

■ Against Texas A&M, Mississippi State limited the Aggies to just one 3-pointer, which came late in the second half.

It was the fewest treys allowed since Arkansas had only one on Feb. 9, 2016, at the Hump.

LOTS OF ROAD POINTS

■ Mississippi State collected its first road win of the season with a 95-78 win at LSU, its most points in league play since totaling 91 at Auburn in 1994.

The 95 points were also the most in SEC action since pouring in 94 at home against LSU in 2009.

STREAKS SNAPPED

■ Mississippi State entered SEC play having lost four straight at both LSU and Arkansas, dating back to 2011.

In a span of four days, both ended as the Bulldogs won at LSU (95-78) and at Arkansas (84-78). The two road wins have already matched last year's total.

NATION'S 2ND YOUNGEST

■ Mississippi State is currently the second least-experienced team in the country (351 total), with an average of .76.

1. Illinois Chicago (.72)
2. **Mississippi State (.76)**
3. Bradley (.77)
4. St. John's (.88)
5. Kentucky (.89)

HOLMAN'S BLOCK PARTY

■ Against Norfolk State in the season opener, sophomore forward **Aric Holman** totaled 5 blocked shots before having 5 against Northwestern State on Nov. 28.

That was the most by an MSU player since Gavin Ware also had 5 at Loyola-Chicago on 12-5-12.

On the year, he currently has 39, the third most in the SEC.

20 X 2

■ Against Morehead State and UMKC, **Quinnndary Weatherspoon** nearly scored at will.

After totaling a career-high 27 points against Morehead State, he

poured in 25 against UMKC.

The last MSU player who totaled 20-plus points in back-to-back games was Craig Sword last year — 20 versus Kentucky, 21 at Arkansas.

Sword is also the last player to achieve the feat in three-straight games.

On the year, Weatherspoon has eclipsed the 20-point mark six times, with MSU winning all six games.

.500 x 2, x 2

■ On Dec. 22, both Mississippi State and Morehead State shot 50 percent from the floor in the Bulldogs' 85-76 victory.

MSU was .534, while the Eagles were .500.

And then Tuesday against No. 5 Kentucky, it happened again when MSU shot .542 and Kentucky .508.

Prior to this season, the last time both MSU and its opponent shot 50 percent was last January at Kentucky (.529/.509).

Q ECLIPSES 600

■ After surpassing 500-career points against Southern Miss back in December, **Quinnndary Weatherspoon** reached 600 after scoring 25 points in the win at Arkansas.

He has 636 points in 46 games.

SEEING DOUBLE

■ Sophomore forward **Aric Holman** has recorded both of Mississippi State's double-doubles this year.

His first came in the season opener against Norfolk State, where he had 11 points and 11 rebounds. Then at Arkansas, he totaled 13 points and 11 rebounds.

HARDCOURT ROBBERY

■ Four times this year, Mississippi State has collected 11 or more steals.

Against Oregon State, the Bulldogs were credited with 17 steals, the most since also having 17 against Florida Atlantic on 11-13-12.

The Bulldogs are third in the SEC with their 8.2 average, 37th nationally.

Individually, **Quinnndary Weatherspoon** is second in the SEC with his 2.1 steals, while **I.J. Ready** is fifth at 1.9.

SOLID FIRST HALF AT LSU

■ At LSU, the Bulldogs had their best first half of the year, scoring 52 points, surpassing the 45 totaled against Oregon State.

In the opening frame, MSU was 20-34 shooting, with a 7-12 mark from 3-point range.

Mississippi State won the contest, 95-78.

35 STRAIGHT POINTS

■ Against Southern Miss, Mississippi State did something no other team in school history during the modern era has achieved — score 35-straight points.

Up 41-29 in the second half, the Bulldogs pulled ahead 76-29 before the Golden Eagles scored again. MSU went on to win, 86-42. It was the largest margin of victory since beating New Orleans by 51 (97-46) on 1-3-13.

DEFENSIVE EFFORT

■ Mississippi State held Southern Miss to a season-low 44 points.

It was the fewest points the Bulldogs have allowed since Mississippi Valley State managed just 45 on Dec. 28, 2009.

The Golden Eagles totaled just 19 second-half points, also the fewest MSU has yielded this season.

HOLMAN'S HIGHS

■ Sophomore **Aric Holman** had a career game against UTEP in terms of scoring, totaling 18 points in the Bulldogs' 61-54 victory.

Holman has scored 10-plus points in 10 games, something he didn't do last year in 16 outings.

LONG-RANGE SUCCESS

■ Seven times this year, Mississippi State has made 11 or more 3-pointers and is 7-0 in those games.

The school record of 17 came in Jackson against Southern Miss on Dec. 19.

The Bulldogs have three players with 25 or made 3-pointers. **Quinnndary Weatherspoon** and **Lamar Peters** lead the way with 33 each while **Tyson Carter** has 25.

Weatherspoon and Peters are tied for fifth in the SEC with their 2.2 average.

As a team, Mississippi State is third in the league with its 8.1 average.

FORCING TURNOVERS

■ On the year, MSU has forced 216 turnovers to rank 5th in the SEC in turnover margin (+2.2).

On the year, the high mark was 22 against Texas A&M, which MSU converted into 21 points.

The previous high 21 turnovers forced was Oregon, which MSU converted into 28 points.

600 & COUNTING

■ Tuesday's game with Kentucky was the 600th in Humphrey Coliseum history, which dates to Dec. 1, 1975.

The Bulldogs own a 425-175 record in the building, including 212-37 mark in SEC play.

2016-17 MISSISSIPPI STATE NOTES

RESEASON ALL-SEC & POLL

■ In the preseason polls voted on by the coaches, sophomore guard **Quinnndary Weatherspoon** was tabbed first-team All-SEC. Last March, he earned SEC All-Freshman honors.

The Canton, Miss., native was also a second-team selection by the media.

As a team, the Bulldogs were picked to finish 10th under second-year coach Ben Howland.

Preseason Poll

- | | |
|---------------|------------------------------|
| 1. Kentucky | 8. South Carolina |
| 2. Florida | 9. Ole Miss |
| 3. Texas A&M | 10. Mississippi State |
| 4. Georgia | 11. Auburn |
| 5. Arkansas | 12. LSU |
| 6. Vanderbilt | 13. Tennessee |
| 7. Alabama | 14. Missouri |

BREAKDOWN OF GAMES IN JACKSON

■ Mississippi State is now 18-6 all-time at Mississippi Coliseum following the Dec. 19 win against Southern Miss.

The two teams will also play there next year.

The Bulldogs and Golden Eagles have now met four times at Mississippi Coliseum, with the series tied at 2-apiece.

Here's the entire breakdown . . .

DATE	OPPONENT	W/L	SCORE
12-15-62	Memphis State	W	77-66
01-28-63	Southern Miss	W	62-52
12-14-63	Memphis State	L	73-65
12-16-63	Southern Miss	L	65-60
12-29-64	Mississippi College	L	72-57
12-30-64	Delta State	W	82-63
01-28-65	Arkansas	L	84-69
12-18-78	Iowa State	W	80-70
12-15-80	Southern Miss	L	68-53
11-30-85	Jackson State	W	77-62
12-16-87	McNeese State	W	76-66
11-17-98	Arkansas-Pine Bluff	W	105-53
12-18-02	Georgia State	W	78-54
12-22-04	Jacksonville State	W	95-53
12-15-05	Jacksonville State	W	104-80
12-21-06	New Orleans	W	89-63
01-05-08	Lafayette	W	77-53
12-22-08	Nicholls State	W	77-68
12-22-09	Centenary	W	88-51
12-22-11	Northwestern State	W	82-67
12-22-13	Central Arkansas	W	79-72
12-20-14	USC Upstate	L	53-51
12-23-15	Northern Colorado	W	93-69
12-19-16	Southern Miss	W	86-44

LIKE FATHER, LIKE SON

■ In the season-opener against Norfolk State, freshman guard **Tyson Carter** drew the start.

28 years ago, his father, Greg, drew a start on opening day against Christian Brothers as a freshman.

While Tyson poured in 17 points on 6-of-8 shooting with five made 3-pointers, Greg was 5-6 with 10 points.

Tyson's 17 points were the most by a freshman on opening day since that same game his father played, when Chancellor Nichols also totaled 17.

100 AND COUNTING

■ It was only fitting that I.J. Ready's 100th-career game came in his home state of Arkansas.

The senior guard has started 77 of his 102

outings and has totaled 834 points and dished out 356 assists.

He needs just 166 points to become the 37th MSU player to reach 1,000 for a career.

WRIGHT MOVE

■ **Eli Wright** earned his first-career and only start against Northwestern State and responded with 11 points on 4-of-5 shooting to go along with his 7 rebounds.

LOW MARKS VS. ALABAMA

■ Mississippi State opened SEC play with a 68-58 setback to Alabama at Humphrey Coliseum.

The Bulldogs shot just 36.5 percent from the floor and had season lows in points (58), rebounds (26) and field goals made (19).

WALK-ON SUCCESS

■ Against Northwestern State, walk-on **Nick Singleton** came off the bench and provided a much-needed spark for the Bulldogs.

In 13 minutes, he totaled 5 points. He entered the game having played just two minutes.

He's appeared in five games and is averaging 1.0 points in 24 minutes of action.

Drew Davis scored his first-career points against Southern Miss, draining two 3-pointers to total 6 points in 5 minutes. He also dished out his first assist. He's appeared in four games and has logged 8 minutes.

Miles Washington has played in three games, but hasn't scored.

CBS SUCCESS

■ Make that two-straight on CBS.

Saturday at Humphrey Coliseum, the Bulldogs defeated Texas A&M 67-58 on CBS.

It was the second win in a row on the network, as MSU defeated Florida, 71-64, on Jan. 29, 2011.

WELCOMING NEW COMPETITION

■ The Bulldogs' first five games this season were against first-time foes.

Those newcomers were Norfolk State, Central Florida, Boise State, UTEP and Lehigh.

2-1 IN CHARLESTON

■ Mississippi State posted a 2-1 ledger in the Charleston Classic with wins against Boise State and UTEP.

The lone loss came against Central Florida.

MSU is now 92-81 all-time in regular-season tournaments.

ALL-TOURNAMENT

■ **Quinnndary Weatherspoon** earned All-Tournament honors at the Gildan Charleston Classic after scoring a career-high 25 points against Boise State.

He also totaled 19 points against Central Florida and 9 against UTEP.

LARGEST SETBACK AT HOME

■ The 14-point loss to Lehigh on Nov. 25 was the largest non-conference home game since also losing by 14 to McNeese State on 12-30-14.

It was also the largest setback at the Hump with **Ben Howland** at the helm.

WHEN Q SCORES 20-PLUS

■ When **Quinnndary Weatherspoon** scores 20 or more points, Mississippi State benefits.

Six times this season he has reached that mark. And on each occasion, the Bulldogs win.

Opponent	Date	Points	Result
Norfolk State	11-11-16	22	W, 78-74
Boise State	11-18-16	25	W, 80-68
Oregon State	12-01-16	21	W, 74-57
Morehead State	12-22-16	27	W, 85-76
UMKC	12-29-16	25	W, 77-54
Arkansas	01-10-17	25	W, 84-78

RELIVING THE 80s

■ Mississippi State has found great success on the road in SEC play early.

The Dogs are 2-0 with a 95-78 win at LSU, followed by an 84-78 win at Arkansas.

That marked the first time since 2014 MSU has scored 80-plus points in back-to-back conference games (82 at Auburn and 81 at LSU, both losses).

HOWLAND LOOKING TO JOIN ELITE CLUB

■ **Ben Howland** enters his second season at Mississippi State looking to achieve a feat only 12 coaches have ever done, and that's lead four different teams to the NCAA Tournament.

Howland has already guided Northern Arizona, Pittsburgh and UCLA to the Big Dance.

The first 12 coaches to do so are Lon Kruger, Steve Alford, John Beilein, Lefty Driesell, Cliff Ellis, Larry Eustachy, Jim Harrick, Fran McCaffery, Tom Penders, Tubby Smith, Rick Pitino and Ed-die Sutton.

BULLDOGS SIGN 3

■ Mississippi State took advantage of the early signing period back in November and signed three players — two 4-stars and one 3-star — to give MSU its second Top 20 signing class in a row.

Joining MSU next season are guards Nick Weatherspoon (Velma Jackson) of Canton, Miss., and KeyShawn Feazell (Lawrence County) of Monticello, Miss., and forward Garrison Brooks (Auburn HS) of Lafayette, Ala.

Weatherspoon is the younger brother MSU sophomore standout **Quinnndary Weatherspoon**, while Brooks is the son of MSU assistant coach, **George Brooks**.

Below are the national rankings . . .

Outlet	Rank
Scout	18
24/7	23
Rivals	23
ESPN	30

BROOKS NOTED FOR RECRUITING

■ In this year's Sporting News preseason basketball publication, MSU assistant **George Brooks** was named the second best recruiter in the SEC.

Brooks, a 1996 MSU graduate, has been an assistant with the Bulldogs for seven years after serving as head coach at Meridian Community College.

He's been responsible for signing top talent such as **Quinnndary Weatherspoon**, **Mario Kegler** and **Garrison Brooks**.



MSU GOES UNDEFEATED IN ITALY

■ This past August, Mississippi State spent a little more than two weeks traveling across all of Italy playing games, going 4-0.

Quinnndary Weatherspoon averaged a team-high 23.3 points, followed by **Tyson Carter** at 20.5 and **Eli Wright** at 15.3.

Aric Holman was the top rebounder at 7.8 boards.

Scores

8/05/16 Lithuania NT, W 88-83 (ot)
8/08/16 Lithuania, W 93-85
8/10/16 Adriatic Sea, W 96-66
8/12/16 Kosovo, W 91-87 (ot)

A CLOSER LOOK AT SEC OPENERS

■ Mississippi State is now 45-39 all-time in SEC openers. At home, the Bulldogs are 30-19. On the road, they are 15-19. In neutral site affairs, MSU is 0-1.

MSU has played Auburn the most (21 games), while the Bulldogs have collected 10 wins against Auburn and LSU to lead the way.

The most losses have come against Auburn (11), while the only team MSU hasn't opened up with is Missouri.

This year, MSU opened with a 68-58 versus Alabama.

Team	Record
Alabama	2-5
Arkansas.....	3-1
Auburn	10-11
Florida.....	5-7
Georgia.....	1-1
Kentucky.....	2-3
LSU.....	10-1
Ole Miss.....	3-1
South Carolina.....	3-0
Tennessee	3-4
Texas A&M.....	0-1
Vanderbilt.....	3-3

MSU+TAMU=CLOSE GAMES

■ Mississippi State and Texas A&M have met just 10 times, seven coming in SEC action.

Of those meetings, eight have been decided by 9 points or less, including the last outing this past Saturday (67-59, 8).

In addition, four have been decided by four points or less.

AUSTIN NAMED 2016 SEC LEGEND

■ Dontae' Jones has been named the 2017 SEC Legend.

Jones, a native of Nashville, Tenn., played for the Bulldogs in 1996 and led MSU to the SEC Tournament crown and MSU's first trip to the Final Four.

The All-SEC selection the overall 21st pick of

the 1996 draft by the New York Knicks before being traded to the Boston Celtics.

He'll be recognized at the SEC Tournament next March in Nashville.

All-Time MSU Legends

1999: Bailey Howell	2009: Tony Watts
2000: Jim Ashmore	2010: Kermit Davis
2001: W.D. Stroud	2011: Darryl Wilson
2002: Jeff Malone	2012: Chuck Evans
2003: Joe Dan Gold	2013: Horatio Webster
2004: Greg Carter	2014: Erick Dampier
2005: Jack Bouldin	2015: Doug Hutton
2006: Rickey Brown	2016: Mario Austin
2007: Richard Williams	2017: Dontae' Jones
2008: Wiley Peck	

MSU vs. RANKED FOES

■ Following Tuesday's loss to No. 5 Kentucky, MSU has now lost 15-straight games to ranked opponents and 17 out of the last 20.

Below is a closer look . . .

Date	Team	Score	Rank
01-17-17	Kentucky	L, 87-81	5
02-24-16	Texas A&M	L, 68-66	21
01-26-16	So. Carolina	L, 84-74	22
01-12-16	Kentucky	L, 80-74	13
01-06-16	Texas A&M	L, 61-60	21
02-25-15	Kentucky	L, 74-56	1
02-21-15	Arkansas	L, 65-61	17
01-20-14	Florida	L, 62-51	3
01-08-14	Kentucky	L, 85-63	14
02-09-13	Florida	L, 83-55	2
02-06-13	Ole Miss	L, 93-75	23
01-26-13	Florida	L, 82-47	7
11-19-12	No. Carolina	L, 95-49	11
02-21-12	Kentucky	L, 73-64	1
02-28-12	Florida	L, 69-57	13
11-18-11	Arizona	W, 67-57	15
11-17-11	Texas A&M	W, 69-60	18
02-29-11	Florida	W, 71-64	24
02-27-11	Vanderbilt	L, 81-74	19
03-14-10	Kentucky	L, 75-74 (ot)	2

2016-17 MISSISSIPPI STATE MISCELLANEOUS STATS/SEC STANDINGS

CHARTING THE BULLDOGS

Dunks		Scored First Points	
Aric Holman	23	Aric Holman	5
Quinnndary Weatherspoon	18	Quinnndary Weatherspoon	4
Xavian Stapleton	5	Xavian Stapleton	2
Mario Kegler	5	Schnider Herard	2
Schnider Herard	5	Tyson Carter	1
Tyson Carter	4	I.J. Ready	1
		Mario Kegler	1
		Lamar Peters	1
Charges Drawn		How First Points Were Scored	
I.J. Ready	7	3-pointer	3
Quinnndary Weatherspoon	4	Jumper	5
Mario Kegler	1	Layup	4
Xavian Stapleton	1	Free Throw	2
		3-pointer	
		Dunk	3
Point Distribution (%)		Final Three Minutes From FT Line	
Seniors	165 (13.0)	I.J. Ready	18-20 (.900)
Juniors	8 (0.6)	Lamar Peters	9-10 (.900)
Sophomores	477 (37.5)	Mario Kegler	5-10 (.500)
Freshmen	622 (48.9)	Aric Holman	7-11 (.636)
TOTAL:	1,272	Tyson Carter	2-4 (.500)
		Schnider Herard	1-2 (.500)
		Quinnndary Weatherspoon	5-7 (.714)
First Sub		TOTAL	47-64 (.734)
Schnider Herard	10	Opponent Total	30-45 (.667)
Eli Wright	2		
Lamar Peters	3		
Xavian Stapleton	1		
Nick Singleton	1		
Mario Kegler	1		
Aric Holman	1		
Tyson Carter	1		
E.J. Datcher	1		
I.J. Ready	1		

DIFFERENCE BETWEEN WINNING AND LOSING

Wins	Stat	Losses
77.8	Points	67.6
63.4	Opp. Points	77.0
+14.4	Scoring Margin	-11.6
.480	FG%	.412
.406	Opp. FG%	.484
.407	3FG%	.275
.294	Opp. 3FG%	.363
.719	FT%	.707
.688	Opp. FT%	.691
35.9	Rebounds	32.0
33.6	Opp. Rebounds	41.0
+2.3	Rebound Margin	-9.0
13.8	Assists	9.6
12.4	Turnovers	13.2
+3.3	Turnover Margin	+0.0
8.8	Steals	6.8
4.6	Blocks	4.0

BULLDOGS IN SEC

CATEGORY	RANK
Scoring offense	8
Scoring defense	6
FG%	4
FG% defense	11
3PT FG%	3
3PT FG% defense	4
FT%	6
Rebounds	14
Rebounds allowed	9
Rebound margin	13
Assists	10
Blocked shots	11
Steals	3
Turnover margin	5
Assist/Turnover ratio	8

SEASON AND CAREER TOTALS

	2016-17	Career		2016-17	Career		2016-17	Career
Double-Digit Scoring			Double-Doubles			5+ Made Free Throws		
I.J. Ready	8 (6-2)	34 (18-16)	Aric Holman	2 (2-0)	2 (2-0)	I.J. Ready	2 (2-0)	5 (4-1)
Q. Weatherspoon	13 (10-3)	33 (21-12)	Quinnndary Weatherspoon		2 (2-0)	Quinnndary Weatherspoon	7 (5-2)	8 (6-2)
Tyson Carter	7 (5-2)	7 (5-2)	I.J. Ready		1 (1-0)	Aric Holman	2 (2-0)	2 (2-0)
Aric Holman	10 (8-2)	10 (8-2)	3+ 3-Pointers			Lamar Peters	3 (2-1)	3 (2-1)
Mario Kegler	8 (4-4)	8 (4-4)	Tyson Carter	4 (4-0)	4 (4-0)	Schnider Herard	1 (1-0)	1 (1-0)
Lamar Peters	10 (7-3)	10 (7-3)	Quinnndary Weatherspoon	5 (5-0)	11 (8-3)	Mario Kegler	1 (1-0)	1 (1-0)
Eli Wright	2 (2-0)	2 (2-0)	Lamar Peters	6 (4-2)	6 (4-2)	Xavian Stapleton	1 (1-0)	1 (1-0)
Schnider Herard	1 (1-0)	1 (1-0)	Mario Kegler	1 (1-0)	1 (1-0)	<i>Note: Record in games in ()</i>		
			Ready	1 (1-0)	6 (1-5)			
20+ Points			10+ 3-Point Attempt Games					
Quinnndary Weatherspoon	6 (6-0)	8 (7-1)	Lamar Peters	1 (1-0)				
I.J. Ready	1 (0-1)	4 (1-3)	3+ Steal Games					
Lamar Peters	2 (1-1)	2 (1-1)	I.J. Ready	6 (6-0)	17 (13-4)			
30+ Points			Quinnndary Weatherspoon	5 (5-1)	7 (5-2)			
10+ Rebounds			Lamar Peters	2 (1-1)	2 (1-1)			
Aric Holman	3 (3-0)	3 (3-0)	5+ Block Games					
Quinnndary Weatherspoon		2 (2-0)	Aric Holman	2 (2-0)	2 (2-0)			
Schnider Herard	1 (1-0)	1 (1-0)						



Ben Howland

**21th Season Overall | 2nd Season At Mississippi State
427-228 (26-22 at MSU)**

- On March 23, 2015, Ben Howland was named the 20th head coach in Mississippi State history.
- In four different stints as a head coach, Howland has a 427-228 record – Northern Arizona (79-59), Pittsburgh (89-40), UCLA (233-107) and Mississippi State (26-22).
- Led UCLA to three-consecutive Final Fours.
- In 2006, the Bruins played Florida for the national championship.
- In 2008, Howland became one of three coaches in NCAA Division I history to win at least 30 games in three-straight seasons, joining Adolph Rupp (Kentucky 1947-49) and John Calipari (Memphis, 2006-08).
- During his 10-year tenure at UCLA, the Bruins went to the NCAA Tournament seven times and won four Pac-10 regular-season crowns, while having 18 players drafted by NBA teams.
- His 97 victories from 2006-08 stand as the most by any UCLA head coach in a three-year span.
- Has been a Conference Coach of the Year in the Pac-10, Big East and Big Sky.
- His final two years at Pitt, the Panthers went 57-11 and reached the Sweet 16 both years.
- In 2003, Pittsburgh won the Big East Tournament crown and held the nation's No. 2 ranking for eight weeks in the Associated Press poll before ending the year at No. 4.
- In 2002, Howland guided the Panthers to a school-record 29 wins en route to becoming the school's first coach in 26 years to garner National Coach of the Year honors.
- Howland's first coaching gig was at Northern Arizona, where his last three teams posted 20-plus win seasons, including a school-record 21 victories in 1997 en route to capturing the Big Sky regular-season title and played in the NIT.
- In 1998, Howland guided NAU to its first NCAA Tournament after capturing the Big Sky Tournament championship and second-straight regular-season crown.
- Howland spent one year as a graduate assistant at Gonzaga (1981) before becoming an assistant at California-Santa Barbara from 1982-94.
- Played two years at Santa Barbara College before transferring to Weber State, where he earned his degree in physical education in 1979.
- This past year, Howland was inducted into both the Northern Arizona and Weber State hall of fames.
- Howland and his wife, Kim, a former Weber State cheerleader, have two children – Meredith and Adam (Brittney) – and two grandsons, Benjamin Clark Howland II and Elijah Howland.



Howland's Year-By-Year Record

Northern Arizona (1994-99)

Year	Overall	Big Sky Record	Postseason
1995	9-17	4-10 (7th)	
1996	7-19	3-11 (7th)	
1997	21-7	13-1 (1st)	NIT First Round
1998	21-8	12-2 (1st)	NCAA First Round
1999	21-8	12-4 (2nd)	
Totals	79-59 (.572)	44-28 (.611)	

Pittsburgh (2000-03)

Year	Overall	Big East Record	Postseason
2000	13-15	5-11 (11th)	
2001	19-14	7-9 (5th West)	NIT Second Round
2002	29-6	13-3 (1st West)	NCAA Sweet 16
2003	28-5	13-3 (1st West)	NCAA Sweet 16
Totals	89-40 (.690)	38-26 (.594)	

UCLA (2004-13)

Year	Overall	Pac-10/12 Record	Postseason
2004	11-17	7-11 (11th)	
2005	18-11	11-7 (T3rd)	NCAA First Round
2006	32-7	14-4 (1st)	NCAA Runner-up
2007	30-6	15-3 (1st)	NCAA Final Four
2008	35-4	16-2 (1st)	NCAA Final Four
2009	26-9	13-5 (2nd)	NCAA Second Round
2010	14-18	8-10 (T5th)	
2011	23-11	13-5 (2nd)	NCAA Second Round
2012	19-14	11-7 (T5th)	
2013	25-10	13-5 (1st)	NCAA First Round
Totals	233-107 (.685)	121-59 (.672)	

Mississippi State (2016-Present)

Year	Overall	SEC Record	Postseason
2016	14-17	7-11	
2017	12-5	3-2	
Totals	26-22 (.542)	10-13 (.435)	
OVERALL	427-228 (.652)		

Alabama	2-2	Nevada	1-0
Albany	1-0	New Mexico State	2-0
Appalachian State	1-0	New Orleans	2-0
Arizona	14-11	Norfolk State	3-0
Arizona State	17-8	North Carolina AT&T	1-0
Arkansas	2-2	North Carolina Central	1-0
Arkansas-Pine Bluff	1-0	Northern Arizona	1-0
Auburn	1-0	Northern Colorado	1-0
Belmont	1-0	Northwestern State	1-0
Boise State	1-4	Notre Dame	5-8
Boston College	4-2	Oakland	2-0
Butler	0-1	Occidental College	1-0
BYU	2-0	Ohio State	2-0
Cal Poly	2-2	Ole Miss	1-1
Cal State Bakersfield	1-0	Oral Roberts	0-2
Cal State Fullerton	1-1	Oregon	12-8
Cal State Northridge	9-2	Oregon State	17-4
CSU San Bernardino	1-0	Pacific	1-0
California	17-10	Penn State	2-1
Central Conn. State	1-0	Pennsylvania	1-0
Central Florida	0-1	Pepperdine	4-0
Chaminade (Hawaii)	3-0	Pittsburgh	1-0
Chicago State	1-0	Portland	0-1
Cincinnati	0-1	Portland State	5-3
Co. of Notre Dame	1-0	Prairie View A&M	2-0
Colorado	2-0	Providence	3-1
Colorado College	2-0	Rhode Island	2-0
Colorado State	1-0	Richmond	1-0
Concordia (Calif.)	0-1	Robert Morris	4-0
Connecticut	2-3	Rutgers	6-1
Coppin State	1-0	Sacramento State	7-2
Davidson	1-0	Sam Houston State	2-1
Delaware State	2-0	San Diego	0-3
DePaul	1-0	San Diego State	0-1
Drexel	1-0	San Jose State	1-0
Duquesne	3-1	Savannah State	1-0
East Carolina	0-1	Seton Hall	5-2
East Tennessee State	0-1	Sonoma State	1-0
Eastern Illinois	1-0	South Carolina	1-1
Eastern Washington	11-1	South Florida	0-1
Elon	1-0	Southeast Louisiana	1-0
Florida	0-4	Southern University	0-1
Florida International	2-1	Southern Cal	14-9
Florida State	0-1	Southern Illinois	1-0
Fresno State	1-0	Southern Miss	1-0
George Mason	1-0	Southern Utah	3-1
George Washington	1-0	Southwest Texas	0-1
Georgetown	5-4	St. Bonaventure	2-0
Georgia	1-3	St. Francis (N.Y.)	2-0
Georgia State	1-0	St. Francis (Pa.)	4-0
Georgia Tech	1-0	St. Johns	2-3
Gonzaga	1-0	St. Martin's	1-0
Idaho	1-3	Stanford	14-7
Idaho State	8-3	Stephen F. Austin	1-1
Illinois State	1-0	Syracuse	4-5
Indiana	2-0	Temple	1-0
Indiana State	1-0	Tennessee	0-2
IUPUI	1-0	Tennessee Martin	1-0
James Madison	1-0	Texas	1-3
Kansas	1-3	Texas A&M	3-2
Kent State	0-1	Texas Arlington	1-1
Kentucky	1-3	Texas El Paso	1-0
Lehigh	0-1	Texas Tech	0-2
Long Beach State	3-1	Texas Pan American	2-0
Louisiana Tech	1-0	Texas Southern	1-0
Loyola Marymount	3-2	Tulane	1-0
LSU	1-1	UC Davis	3-0
Marist	1-0	UC Irvine	5-1
Marquette	0-1	UC Riverside	2-0
Maryland	1-0	UC Santa Barbara	0-1
McNeese State	1-0	UCLA	0-1
Memphis	1-2	UNLV	0-1
Mercer	1-0	Utah	2-1
Miami	3-4	Vanderbilt	1-0
Miami (OH)	1-0	Vermont	1-0
Michigan	4-3	Villanova	3-3
Michigan State	3-1	VCU	1-3
Middle Tenn. State	0-1	Virginia Tech	2-0
Minnesota	0-1	Wagner	2-0
Mississippi State	0-2	Washington	10-11
Missouri-Kansas City	1-1	Washington State	18-3
MVSU	1-0	Weber State	3-9
Missouri	2-0	West Virginia	5-4
Missouri State	1-0	Western Illinois	2-0
Montana	6-5	Western Kentucky	1-0
Montana State	9-3	Western Oregon	1-0
Montana Tech	1-0	Wright State	1-0
Morehead State	1-0	Wyoming	1-0
Morgan State	1-0	Xavier	1-0
Morris Brown	1-0	Yale	1-0
N. Mexico Highlands	1-0	Youngstown State	1-0
Nebraska	1-1		
		TOTAL:	427-228

MISSISSIPPI STATE BY THE NUMBERS

GAME-BY-GAME SPECIALTY STATS (MSU First)

<u>Opponent</u>	<u>Paint</u>	<u>Off TO</u>	<u>2nd Chance</u>	<u>Fast Break</u>	<u>Bench</u>
Norfolk State	30/34	18/11	17/10	8/4	6/21
Central Florida	14/48	5/6	11/13	6/6	6/6
Boise State	40/36	22/13	9/0	12/8	3/34
UTEP	20/18	10/5	8/8	6/6	13/9
Lehigh	28/38	7/15	9/9	2/6	4/13
Northwestern State	38/16	26/13	7/9	10/0	9/6
Oregon State	20/26	28/6	3/4	8/0	22/5
Georgia State	30/34	20/9	11/9	8/0	32/27
East Tennessee St.	32/38	12/11	11/10	6/6	16/25
Southern Miss	20/14	14/16	9/7	2/2	43/21
Morehead State	44/30	24/6	15/12	8/0	15/33
UMKC	30/20	14/7	14/6	8/2	25/19
Alabama	24/38	19/11	4/10	4/6	24/16
LSU	40/32	25/10	13/18	14/2	30/24
Arkansas	26/30	6/15	14/14	6/4	21/36
Texas A&M	22/40	21/20	5/17	4/0	9/9
Kentucky	54/42	23/24	13/12	20/6	15/23
Tennessee					

GAME-BY-GAME LEAD/DEFICIT

<u>Opponent</u>	<u>Largest Lead</u>	<u>Largest Deficit</u>	<u>Final Score</u>
Norfolk State	12 (74-62, 2nd)	6 (29-35, 1st)	W, 78-74
Central Florida	Never Led	28 (19-47, 1st)	L, 86-71
Boise State	19 (55-36, 2nd)	Never Trailed	W, 80-68
UTEP	7 (61-54, 2nd)	11 (4-15, 1st)	W, 61-54
Lehigh	5 (15-10, 1st)	21 (58-80)	L, 87-73
Northwestern State	6 (65-49, 2nd)	10 (4-14, 1st)	W, 65-59
Oregon State	26 (45-19, 1st)	1 (2-3, 1st)	W, 74-57
Georgia State	23 (71-48, 2nd)	6 (10-16, 1st)	W, 82-60
East Tennessee St.	4 (10-6, 1st)	10 (30-40, 2nd)	L, 67-65
Southern Miss	47 (76-29, 2nd)	Never Trailed	W, 86-44
Morehead State	9 (83-74, 1st)	10 (25-35, 2nd)	W, 85-76
UMKC	27 (66-39, 2nd)	Never Trailed	W, 77-54
Alabama	6 (9-3, 1st)	14 (50-64, 2nd)	L, 68-58
LSU	26 (71-45, 2nd)	2 (10-12), 1st	W, 95-78
Arkansas	10 (82-72, 2nd)	7 (17-24, 1st)	W, 84-78
Texas A&M	8 (67-59, 2nd)	10 (0-10, 1st)	W, 67-59
Kentucky	Never Led	18 (44-62, 2nd)	L, 87-81
Tennessee			

Mississippi State Scoring By The Half

<u>Team</u>	<u>1st Half</u>	<u>2nd Half</u>
Norfolk State	39	39
Central Florida	33	28
Boise State	37	43
UTEP	33	28
Lehigh	29	44
Northwestern State	28	37
Oregon State	45	29
Georgia State	44	38
East Tennessee State	26	39
Southern Miss	39	47
Morehead State	31	54
UMKC	44	33
Alabama	20	38
LSU	52	43
Arkansas	40	44
Texas A&M	25	42
Kentucky	34	47
Tennessee		

Lowest First Half: 20, Alabama (1-3-17)

Highest First Half: 52, LSU (1-07-17)

Lowest 2nd Half: 28, Central Florida/UTEP

Highest 2nd Half: 54, Morehead State (12-22-16)

Opponent Scoring By The Half

<u>Team</u>	<u>1st Half</u>	<u>2nd Half</u>
Norfolk State	39	35
Central Florida	53	33
Boise State	29	39
UTEP	33	21
Lehigh	38	49
Northwestern State	28	31
Oregon State	19	38
Georgia State	24	38
East Tennessee State	31	36
Southern Miss	25	19
Morehead State	41	35
UMKC	28	26
Alabama	32	36
LSU	33	45
Arkansas	34	44
Texas A&M	24	35
Kentucky	46	42
Tennessee		

Lowest First Half: 19, Oregon State (12-01-16)

Highest First Half: 53, Central Florida (11-17-16)

Lowest 2nd Half: 19, Southern Miss (12-19-16)

Highest 2nd Half: 49, Lehigh (11-25-16)

MISSISSIPPI STATE BY THE NUMBERS

MSU'S 2016-17 RECORD WHEN . . .

Leads at Halftime	8-0
Trails at Halftime	1-5
Is Tied at Halftime	3-0
Shoots 45% or better from the field	10-1
Shoots less than 45% from the field	2-4
Opp. shoots less than 45% from the field	7-2
Opp. shoots 45% or better from the field	5-3
Outrebounds (or ties) the opponent	9-0
Outrebounded by the opponent	3-5
More Assists (or ties) than the opponent	12-2
Fewer Assists than the opponent	0-3
Fewer (or ties) TOs than opponent	9-3
More TOs than opponent	3-2
Holds opponents to 65 points or less	7-0
In games decided by 10 points or less	6-3

MSU'S 2016-17 RECORD IN . . .

All Games	12-5
Home Games	7-4
Road Games	2-0
Neutral-sites	3-1
Non-SEC Games	9-3
Non-SEC Home Games	6-2
Non-SEC Road Games	
Non-SEC Neutral-site Games	3-1
SEC Games	3-2
SEC Home Games	1-2
SEC Road Games	2-0
SEC Tournament	
November Games	4-2
December Games	5-1
January Games	3-2
February Games	
March Games	
Monday Games	2-0
Tuesday Games	1-2
Wednesday Games	0-1
Thursday Games	3-1
Friday Games	2-1
Saturday Games	2-0
Sunday Games	2-0
Overtime Games	
Television Games	11-5
Games vs. Ranked Opponents	0-1

MISC. 2016-17 TEAM STATS

Largest Lead Surrendered in Loss:

6, Alabama (1-3-17)

Largest Deficit Overcome in Win:

11, UTEP (11-20-16)

Largest Lead at Anytime:

47, Southern Miss (12-19-16)

Largest Deficit Anytime:

28, Central Florida (11-17-16)

MISCELLANEOUS MSU INDIVIDUAL STATISTICS

Games Scoring in Double Figures: Weatherspoon 13, Holman 10, Peters 10, Ready 8, Kegler 8, Carter 7, Wright 2, Herard

Games Scoring 20-plus Points: Weatherspoon 6, Peters 2, Ready

Games Scoring 30-plus Points:

Games Rebounding in Double Figures: Holman 3, Schnider

Games With Double Figures in Assists:

Games With Double-Doubles: Holman 2

Games With Triple-Doubles:

Games As Team High Scorer (or co-leader): Weatherspoon 8, Holman 3, Ready 2, Peters 2, Kegler, Herard

Games As Team High Rebounder (or co-leader): Kegler 8, Holman 6, Weatherspoon 2, Herard 2, Schnider, Wright

Games As Team Leader in Assists (or co-leader): Ready 13, Weatherspoon 3, Peters 3, Kegler 2, Holman

Games As Team Leader in Steals (or co-leader): Weatherspoon 6, Ready 5, Peters 3, Holman 2, Carter 2, Kegler 2, Stapleton 2

Games As Team Leader in Blocks (or co-leader): Holman 13, Datcher 4, Carter 2, Herard 2, Wright, Peters, Weatherspoon

Games As Team Leader in Turnovers (or co-leader): Ready 4, Weatherspoon 4, Kegler 3, Peters 3, Holman 2, Herard 2, Strugg, Carter

MSU'S RECORD BY STARTING LINEUP

Weatherspoon, Ready, Carter, Kegler, Holman	7-2
Weatherspoon, Ready, Carter, Stapleton, Holman	1-0
Peters, Ready, Carter, Kegler, Holman	0-1
Wright, Ready, Carter, Kegler, Holman	1-0
Weatherspoon, Ready, Stapleton, Kegler, Herard	0-1
Weatherspoon, Peters, Kegler, Herard, Holman	3-1

GAME-BY-GAME STARTERS

Opponent	Date	Guard	Guard	Guard	Forward	Forward	Record
Norfolk State	11-11-16	W'Spoon	Ready	Carter	Kegler	Holman	1-0
Central Florida	11-17-16	W'Spoon	Ready	Carter	Kegler	Holman	1-1
Boise State	11-18-16	W'Spoon	Ready	Carter	Kegler	Holman	2-1
UTEP	11-20-16	W'Spoon	Ready	Carter	Kegler	Holman	3-1
Lehigh	11-25-16	Peters	Ready	Carter	Kegler	Holman	3-2
Northwestern State	11-28-16	Wright	Ready	Carter	Kegler	Holman	4-2
Oregon State	12-01-16	W'Spoon	Ready	Carter	Kegler	Holman	5-2
Georgia State	12-04-16	W'Spoon	Ready	Carter	Kegler	Holman	6-2
East Tennessee St.	12-14-16	W'Spoon	Ready	Carter	Kegler	Holman	6-3
Southern Miss	12-19-16	W'Spoon	Ready	Carter	Kegler	Holman	7-3
Morehead State	12-22-16	W'Spoon	Ready	Carter	Stapleton	Holman	8-3
UMKC	12-29-16	W'Spoon	Ready	Carter	Kegler	Holman	9-3
Alabama	01-03-17	W'Spoon	Ready	Stapleton	Kegler	Herard	9-4
LSU	01-07-17	W'Spoon	Peters	Kegler	Herard	Holman	10-4
Arkansas	01-10-17	W'Spoon	Peters	Kegler	Herard	Holman	11-4
Texas A&M	01-14-17	W'Spoon	Peters	Kegler	Herard	Holman	12-4
Kentucky	01-17-17	W'Spoon	Peters	Kegler	Herard	Holman	12-5

2016-17 Win-Loss Differential

Diff.	1	2	3	4	5	6	7	8	9	10	11	12	13	14	15	16	17	18	19	20	21	22	23	24	25+
Won				1		2	1	1	1			1					2					1	1		1
Lost	1							1		1				1											1

MISSISSIPPI STATE BY THE NUMBERS

Mississippi State In Overtime Games

This Season	0-1
Overall Overtime Record	60-50
<i>Home Overtime Record</i>	34-22
<i>Road Overtime Record</i>	18-20
<i>Neutral Site Overtime Record</i>	8-8
Humphrey Coliseum Overtime Record	25-17
SEC Tournament Overtime Record	2-5
Double Overtime Record	6-5
Four Overtime Record	0-2
Postseason Overtime Record	1-0
Last OT Played (1OT)	vs. Alabama (L, 82-80, 2/2/16)
Last Double OT	vs. UMass (L, 101-96, 3/13/12)
Last Triple OT	vs. Alabama (L, 79-78, 2/27/71)
Last Four OT	vs. Ole Miss (W, 104-102, 1/24/90)

Mississippi State Coaches In Overtime Games

Babe McCarthy	6-5
<i>Home Overtime Record</i>	2-2
<i>Road Overtime Record</i>	2-2
<i>Neutral Site Overtime Record</i>	2-1
Joe Dan Gold	5-3
<i>Home Overtime Record</i>	3-3
<i>Road Overtime Record</i>	1-0
<i>Neutral Site Overtime Record</i>	1-0
Kermit Davis	8-6
<i>Home Overtime Record</i>	5-3
<i>Road Overtime Record</i>	3-3
Ron Greene	2-0
<i>Home Overtime Record</i>	2-0
Jim Hatfield	3-3
<i>Home Overtime Record</i>	3-2
<i>Road Overtime Record</i>	0-1
Bob Boyd	3-4
<i>Home Overtime Record</i>	2-1
<i>Road Overtime Record</i>	1-2
<i>Neutral Site Overtime Record</i>	0-1
Richard Williams	15-11
<i>Home Overtime Record</i>	7-3
<i>Road Overtime Record</i>	5-5
<i>Neutral Site Overtime Record</i>	3-3
Rick Stansbury	15-16
<i>Home Overtime Record</i>	7-6
<i>Road Overtime Record</i>	6-7
<i>Neutral Site Overtime Record</i>	2-3
Rick Ray	3-1
<i>Home Overtime Record</i>	3-1
Ben Howland	0-1
<i>Home Overtime Record</i>	0-1



Mississippi State's last overtime game was last February at home against Alabama, an 82-80 setback.

OVERTIME FOES

TEAM	RECORD	TEAM	RECORD
Alabama	6-7	Morehead State	1-0
Alaska-Fairbanks	1-0	Northeastern Louisiana	0-1
Arkansas	2-1	Northwestern State	0-1
Auburn	6-4	Oklahoma	1-0
Baylor	1-0	Ole Miss	6-3
BYU	0-1	Old Dominion	0-1
California	0-1	San Diego	0-1
Drake	1-0	Santa Clara	2-0
Florida	0-3	Southern Mississippi	1-0
Florida State	1-0	Southwestern Louisiana	1-0
Georgia	3-3	South Alabama	1-0
Georgia Tech	1-0	South Carolina	3-0
Houston	0-1	Tennessee	6-2
Idaho	0-1	Texas	1-0
Kentucky	4-5	Texas A&M	1-1
Loyola	1-0	Troy	2-0
LSU	3-4	Tulane	0-1
Memphis	1-0	UAB	0-1
Missouri-Kansas City	0-1	UMass	0-1
Montana	1-0	Vanderbilt	2-5

THE LAST TIME . . .

THE LAST TIME AN MSU PLAYER ...

Scored 30 or more points in a game:

32, Ravern Johnson vs. Tenn. St. (11-12-10)

Scored 33 or more points in a game:

33, Craig Sword at LSU (2-19-14)

Scored 34 or more points in a game:

34, Arnett Moultrie vs. UMass (3-13-12)

Scored 35 or more points in a game:

36, Jeff Malone at Ole Miss (2-19-83)

Scored 37 or more points in a game:

39, Jeff Malone vs. Alabama (1-31-83)

Scored 40 or more points in a game:

40, Rickey Brown vs. Auburn (3-7-77)

Scored 20+ points in back-to-back games:

Quinnndary Weatherspoon (27 vs. Morehead State 12-22-16; 25 vs. UMKC (12-29-16)

Scored 20+ points in three-consecutive games:

Craig Sword (24 vs. Loyola, 12-01-13; 24 vs. TCU, 12-05-13; 22 vs. SELA, 12-13-13)

Scored 20+ points in five-consecutive games:

Jeff Malone, 1982-83 (11 consecutive)

Scored 30+ points in back-to-back games:

Jeff Malone (36 at Ole Miss & 30 vs. Georgia, 1982-83)

Scored 30+ points in three-consecutive games:

Jeff Malone (33 at LSU; 36 at Ole Miss & 30 vs. Georgia, 1982-83)

Two players score 20+ points in same game:

Gavin Ware, 21; Quinnndary Weatherspoon, 23, vs. Tennessee (1-16-16)

Made 10 field goals in a game:

10, Weatherspoon vs. Morehead (12-22-16)

Made 11 field goals in a game:

11, Gavin Ware, Ole Miss (3-2-16)

Made 12 field goals in a game:

12, Gavin Ware, Alabama (2-2-16)

Made 13 field goals in a game:

13, Horatio Webster vs. SW Missouri St. (11-23-97)

Made 14 field goals in a game:

14, Cameron Burns at Georgia (1-17-90)

Made 15 or more field goals in a game:

16, Raymond Brown vs. Florida (3-2-85)

Attempted 20 field goals in a game:

20, Ravern Johnson vs. St. Mary's (12-29-10)

Attempted 21 or more field goals in a game:

21, Dee Bost vs. Kentucky (2-16-10)

Attempted 23 or more field goals in a game:

23, Arnett Moultrie vs. UMass (3-13-12)

Attempted 25 field goals in a game:

25, Chuck Evans at Alabama (3-6-93)

Attempted 26 field goals in a game:

26, Tony Watts at Ole Miss (2-22-92)

Attempted 27 or more field goals in a game:

28, Jeff Malone vs. Vanderbilt (1-8-83)

Made six 3-pointers in a game:

6, Q. Weatherspoon vs. Arkansas (1-10-17)

Made seven 3-pointers in a game:

7, Malik Newman vs. Ole Miss (1-23-16)

Made eight or more 3-pointers in a game:

8, Winsome Frazier vs. UMKC (11-23-04)

Attempted 11 3-pointers in a game:

11, Dee Bost vs. Detroit (12-17-11)

Attempted 12 3-pointers in a game:

12, Ravern Johnson vs. ETSU (12-11-10)

Attempted 13 or more 3-pointers in a game:

13, Dee Bost vs. Troy (12-10-11)

Attempted 16 or more 3-pointers in a game:

17, Darryl Wilson vs. Alabama (3-4-95)

Made 14 or more free throws in a game:

14, Trivante Bloodman vs. Auburn (2-15-14)

Made 15 or more free throws in a game:

15, Craig Sword vs. Ole Miss (1-11-14)

Attempted 17 free throws in a game:

17, Jarvis Varnado at Houston (12-19-09)

Attempted 18 free throws in a game:

18, Craig Sword vs. Ole Miss (1-11-14)

Attempted 19 free throws in a game:

19, Carl Nichols vs. SE La. (12-1-88)

Had 16 rebounds in a game:

16, Gavin Ware vs. Maryland ES (1-2-14)

Had 17 rebounds in a game:

17, Gavin Ware at Auburn (1-21-15)

Had 18 or more rebounds in a game:

21, Wesley Morgan vs. SE La. (11-28-05)

Had 22 or more rebounds in a game:

23, Rickey Brown vs. Vanderbilt (12-6-79)

Had 24 or more rebounds in a game:

24, Wiley Peck vs. Alabama (1-27-79)

Had 10 or more offensive rebounds in a game:

11, Arnett Moultrie vs. Northwestern State (12-22-11)

Had 10 or more defensive rebounds in a game:

10, Aric Holman vs. So. Miss (12-19-16)

Had 13 or more defensive rebounds in a game:

13, Colin Borchert (3-9-13)

Had 15 or more defensive rebounds in a game:

15, Jarvis Varnado at San Diego (12-31-09)

Had 10 assists in a game:

10, Dee Bost vs. LSU (1-25-11)

Had 11 assists in a game:

11, I.J. Ready vs. No. Colorado (12-23-15)

Had 13 assists in a game:

13, Dee Bost vs. Ole Miss (2-9-12)

Had 14 assists in a game:

14, Gary Ervin vs. Florida A&M (12-20-04)

Had 15 or more assists in a game:

16, Chuck Evans at UMKC (2-23-93)

Had 10 or more turnovers in a game:

10, Charles Rhodes vs. Nicholls (11-11-06)

Had five or more blocks in a game:

5, Aric Holman vs. North'wern St. (11-28-16)

Had seven blocks in a game:

7, Jarvis Varnado at LSU (2-20-10)

Had eight blocks in a game:

8, Jarvis Varnado vs. Alabama (2-24-10)

Had nine blocks in a game:

9, Jarvis Varnado at Vanderbilt (2-3-10)

Had 10 blocks in a game:

10, Jarvis Varnado vs. Arkansas (1-14-10)

Had 10+ blocks in two consecutive games:

Jarvis Varnado (10 vs. Georgia & 10 vs. Kentucky, 2007-08)

Had five steals in a game:

5, Lamar Peters vs. Texas A&M (1-14-17)

Had six or more steals in a game:

7, Craig Sword vs. Ole Miss (1-11-14)

LAST TIME AN MSU TEAM...

Scored 100 or more points:

106 vs. Eastern Washington (11-13-15)

Scored 100 or more points in an SEC game:

105 vs. Auburn (3-2-04)

Allowed 100 or more points in an SEC game:

115 at Arkansas (2-20-93)

Allowed 100 or more points in non-SEC play:

105 vs. Miami (11-19-15)

Was held to 52 points or less:

51 vs. Alabama (2-10-15)

Was held to 50 points:

50 vs. Alabama (2-25-12)

Was held to 49 points or less:

47 vs. Florida (1-10-15)

Was held to 45 points or less:

41 at Georgia (2-7-15)

Was held to 40 points or less:

36 vs. Missouri (2-13-13)

Was held to 35 points or less:

31 vs. Vanderbilt (2-23-13)

Was held to fewer than 10 points in a half:

9 at Arkansas, first (2-7-15)

Held opponent to 59 points or less:

59 vs. Texas A&M (1-14-17)

Held opponent to 56 points or less:

56 at Vanderbilt (3-4-15)

Held opponent to 55 points or less:

54 vs. UMKC (12-29-16)

Held opponent to 50 points or less:

46 vs. Arkansas (2-9-16)

Held opponent to 45 points or less:

44 vs. Southern Miss (12-19-16)

Held opponent to 42 points or less:

42 vs. Texas-San Antonio (12-4-12)

Held opponent to 39 points or less:

39 at LSU (1-9-08)

Shot 50 percent or better from the field:

.542 [32-59] vs. Kentucky (1-17-17)

Shot 55 percent or better from the field:

.582 [33-55] vs. No. Colorado (12-23-15)

Shot 60 percent or better from the field:

.621 [41-66] vs. E. Washington (11-13-15)

Shot 65 percent or better from the field:

.660 [35-53] vs. Western Kentucky (1-5-09)

Was held to less than 35 percent from the field:

.323 [20-62] vs. Central Florida (11-17-16)

Was held to less than 30 percent from the field:

.283 [17-60] vs. North Carolina (11-19-12)

Was held to less than 25 percent from the field:

.175 [7-40] vs. Vanderbilt (2-23-13)

Held opp. to 35 percent or less from the field:

.306 [19-62] vs. Texas A&M (1-6-16)

Held opp. to 30 percent or less from the field:

.283 [17-60] vs. UMKC (12-29-16)

Held opp. to 25 percent or less from the field:

.231 [15-65] vs. Southern Miss (12-19-16)

Opponent shot 50 percent or better:

.508 [33-65] Kentucky (1-17-17)

Opponent shot 60 percent or better:

.623 [33-53] Missouri (3-1-14)

Made 35 or more field goals:

35 vs. Texas Southern (12-2-15)

Made 40 or more field goals:

41 vs. Eastern Washington (11-13-15)

Made fewer than 15 field goals:

14 at Arkansas (2-7-15)

Attempted 70 or more shots from the field:

71 vs. Alabama (2-2-16)

Attempted 80 or more shots from the field:

80 at Alabama (2-21-09)

Attempted just 40 shots from the field:

40 vs. Vanderbilt (2-23-13)

Attempted 39 or fewer shots from the field:

39 at Vanderbilt (3-4-15)

Attempted 35 or fewer shots from the field:

34 vs. Tennessee (2-3-15)

Made 10 or more 3-pointers:

11 vs. LSU (1-7-17)

Made 12 3-pointers:

12 vs. Arkansas (1-10-17)

Made 13 3-pointers:

13 vs. Georgia State (12-04-16)

Made 15 3-pointers:

15 vs. North Carolina A&T (12-12-10)

Made 16 3-pointers:

16 vs. Troy (12-10-11)

Made 17 3-pointers:

17 vs. Southern Miss (12-19-16)

Did not make a 3-pointer:

[0-10] at Arkansas (2-7-15)

Made just one 3-pointer:

vs. Tennessee (1-7-15)

Made just two 3-pointers:

vs. Northwestern State (11-28-16)

Opponent made 15 or more 3-pointers:

16, Arkansas (1-9-16)

Opponent made just one 3-pointer:

vs. Texas A&M (1-14-17)

Attempted nine 3-pointers or less:

9 vs. Tennessee (1-7-15)

Attempted six 3-pointers or less:

6 at Ole Miss (1-29-03)

Attempted 25 3-pointers:

25 vs. Auburn (3-5-16)

THE LAST TIME (CONTINUED) . . .

Attempted 26 3-pointers:

26 vs. Arkansas (1-10-17)

Attempted 27 3-pointers:

27 vs. Texas Southern (12-2-15)

Attempted 28 3-pointers:

28 vs. Georgia (2-13-16)

Attempted 29 or more 3-pointers:

29 vs. Southern Miss (12-19-16)

Attempted 30 or more 3-pointers:

34 vs. Georgia State (12-04-16)

Attempted 35 or more 3-pointers:

35 vs. Kentucky (2-16-10)

Made 31 or more free throws:

31 vs. Auburn (1-22-14)

Made 40 or more free throws:

41 vs. LSU (2-11-09)

Made 50 or more free throws:

52 vs. LSU (2-11-09)

Made fewer than five free throws:

4 at Vanderbilt (2-1-14)

Made fewer than four free throws:

3 vs. Baylor (12-28-11)

Made only 1 free throw:

1 vs. Florida (1-30-14)

Attempted 30 or more free throws:

30 vs. Texas A&M (1-14-17)

Attempted 35 or more free throws:

35 vs. Tennessee (2-3-15)

Attempted 40 or more free throws:

44 vs. Tennessee (1-7-15)

Attempted 45 or more free throws:

45 vs. Florida A&M (12-17-13)

Attempted fewer than 10 free throws:

9 vs. Georgia State (12-4-16)

Had 50 or more rebounds:

50 vs. Arkansas (2-9-16)

Had 55 or more rebounds:

58 vs. Troy (12-10-05)

Had 59 or more rebounds:

59 at Houston (12-19-09)

Had fewer than 25 rebounds:

21 vs. McNeese State (12-30-14)

Had 20 or fewer rebounds:

20 at Kentucky (1-12-16)

Had 20 or more assists:

20 vs. South Carolina (2-27-16)

Had 21 or more assists:

21 vs. Southern Miss (12-19-16)

Had 25 or more assists:

25 vs. St. Bonaventure (12-05-09)

Had 30 or more assists:

30 vs. Troy (12-10-11)

Had 5 Assists:

5, Florida State (12-16-15)

Had Fewer Than 5 Assists:

4, Tennessee (1-2-15)

Had 20 or more turnovers:

20 vs. South Carolina (3-6-13)

Had 21 or more turnovers:

21 vs. Jacksonville (12-23-14)

Had 23 or more turnovers:

23 vs. Arkansas (2-21-15)

Had 24 or more turnovers:

24 at Arkansas (2-7-15)

Had 25 turnovers:

26 vs. Mississippi Valley State (11-17-14)

Had 29 or more turnovers:

29 at Arkansas (1-23-13)

Had 30 or more turnovers:

31 at Kentucky (1-7-97)

Had 34 or more turnovers:

34 at Evansville (12-17-75)

Had fewer than 10 turnovers:

8 vs. UTEP (11-20-16)

Had five or fewer turnovers:

5 vs. Morehead State (12-22-16)

Forced 25 or more turnovers

26 vs. Kennesaw State (11-14-13)

Had 10 blocked shots:

10 vs. Texas Southern (12-2-15)

Had 11 blocked shots:

11 vs. Southern Miss (12-19-16)

Had 12 blocked shots:

12 at South Carolina (1-26-16)

Had 13 blocked shots:

13 vs. Arkansas (1-14-10)

Had 14 blocked shots:

14 vs. Texas-Pan American (11-24-09)

Had 16 blocked shots:

16 vs. Georgia (1-12-08)

Had 10 steals:

10 vs. Kentucky (1-17-17)

Had 11 steals:

11 vs. Texas A&M (1-14-17)

Had 12 steals:

12 vs. Ole Miss (3-2-16)

Had 13 steals:

13 vs. Boise State (11-18-16)

Had 14 steals:

14 vs. South Carolina (1-9-13)

Had 15 steals:

15 vs. Florida Gulf Coast (12-19-13)

Had 17 or more steals:

17 vs. Oregon State (12-01-16)

Had 20 or more steals:

20 vs. Nicholls State (11-17-01)

Had 1 steal or less:

1 vs. Vanderbilt (3-11-11)

1 LAMAR PETERS



Freshman | Guard

6-0 | 188

New Orleans, LA

Landry-Walker HS

Season Highs

Points: 25, Kentucky 1-17-17
FGM: 9, 2x, last vs Kentucky 1-17-17
FGA: 16, Kentucky 1-17-17
3FGM: 6, Georgia State 12-4-16
3FGA: 10, 2x, last vs Arkansas 1-10-17
FTM: 11, TAMU 1-14-17
FTA: 11, TAMU 1-14-17
Rebounds: 7, Kentucky 1-17-17
Assists: 5, LSU 1-7-17
Blocks: 2, Southern Miss 12-19-16
Steals: 5, TAMU 1-14-17
Minutes: 35, Kentucky 1-17-17

Peters' Notes . . .

-Made his collegiate debut against Norfolk State on November 11, 2016

- Earned his first-career steal against Boise State.

-Led the team in 3-pointers with 4 against UTEP.

-Had a career-high 3 steals against ETSU.

-Earned his first career (2) blocks against Southern Miss.

-Totalled 9 points to surpass 100 on the year (102) against Alabama.

-Career-high 5 assists atLSU.

-Has scored in double digits in 9 of the 14 games he has played.

-Had career-high 5 steals vs. Texas A&M and was 11-of-11 at FTL.

-Had a career-high points (25) and rebounds (7) against Kentucky.

2016-17 Game-By-Game

Opponent	MIN	FG	Pct.	3FG	Pct.	FT	Pct.	O-D-R	PF	A	TO	B	S	PTS
N11 Norfolk State	15	0-3	.000	0-2	.000	0-0	.000	0-1-1	2	3	4	0	0	0
N17 Central Florida	-DNP-													
N18 Boise State	14	0-4	.000	0-3	.000	0-0	.000	1-0-1	3	1	0	0	1	0
N20 UTEP	23	4-6	.667	4-5	.800	1-1	1.000	0-1-1	3	4	1	0	0	13
N25 Lehigh	31	4-10	.400	3-7	.429	0-0	.000	0-2-2	1	1	1	0	0	11
N28 Northwestern State	-DNP-													
D1 Oregon State	15	3-6	.500	2-3	.667	2-2	1.000	0-1-1	4	3	1	0	2	10
D4 Georgia State	26	9-12	.750	6-9	.667	0-0	.000	1-5-6	2	4	1	0	0	24
D14 ETSU	22	3-10	.300	3-7	.429	1-2	.500	0-1-1	4	2	3	0	3	10
D19 Southern Miss	23	5-11	.455	4-7	.571	1-1	1.000	0-3-3	3	5	0	2	0	15
D22 Morehead State	24	1-4	.250	1-4	.250	0-0	.000	0-1-1	2	0	0	0	0	3
D29 UMKC	22	3-5	.600	0-1	.000	1-3	.333	0-1-1	5	2	2	1	0	7
J3 Alabama	21	4-9	.444	1-4	.250	0-0	.000	0-1-1	5	4	1	0	2	9
J7 LSU	27	4-10	.400	2-5	.400	5-6	.833	0-1-1	2	5	3	0	1	15
J10 Arkansas	30	5-12	.417	4-10	.400	0-0	.000	0-3-3	1	2	3	0	0	14
J14 Texas A&M	31	1-7	.143	1-5	.200	11-11	1.000	1-1-2	1	4	3	0	5	14
J17 Kentucky	35	9-16	.563	2-5	.400	5-8	.625	1-6-7	3	2	5	0	0	25
J21 Tennessee														
J25 Missouri														
J28 Alabama														
J31 Ole Miss														
F4 Tennessee														
F7 Auburn														
F11 South Carolina														
F14 Georgia														
F18 Florida														
F21 Ole Miss														
F25 Vanderbilt														
F28 South Carolina														
M4 LSU														
M8-12 SEC Tournament														

CAREER STATS FOR LAMAR PETERS

Year	GP-GS	Min/Avg	FG-FGA	Pct	3FM-3GA	Pct	FT-FTA	Pct	Rebs	PF-D	Ast	TO	Blk	Stl	Pts/Avg
2016-17	15-5	359/23.9	55-125	.440	33-77	.429	27-34	.794	32-2.1	41-2	42	28	3	14	170/11.3

2 ELI WRIGHT



Freshman | Gaurd

6-4 | 203

Owensboro, KY

22 Feet Academy

Season Highs

Points: 11, NWST 11-28-16
FGM: 4, twice, last vs LSU 1-7-17
FGA: 5, NWST 11-28-16
3FGM: 1, twice, last vs LSU 1-7-17
3FGA: 2, twice, last vs Oregon State 12-1-16
FTM: 3, 5x last vs Oregon State 12-1-16
FTA: 5, NWST 11-28-16
Rebounds: 7, NWST 11-28-16
Assists: 3, Boise State 11-18-16
Blocks: 1, UTEP 11-20-16
Steals: 2, Oregon State 12-1-16
Minutes: 31, NWST 11-28-16

Wright's Notes . . .

- Made his collegiate debut against Norfolk State.
- Earned his first collegiate points with 2 against UCF.
- Earned his first collegiate block against UTEP.
- Had a career-high 31 minutes against Northwestern State.
- Had a career-high 11 points against Northwestern State.
- Had a career-high 2 steals against Oregon State.
- Best SEC game was 9 points at LSU.

2016-17 Game-By-Game

Opponent	MIN	FG	Pct.	3FG	Pct.	FT	Pct.	O-D-R	PF	A	TO	B	S	PTS
N11 Norfolk State	13	0-2	.000	0-1	.000	0-0	.000	0-1-1	4	0	0	0	0	0
N17 Central Florida	15	0-2	.000	0-2	.000	2-2	1.000	0-0-0	4	0	1	0	0	2
N18 Boise State	15	0-1	.000	0-1	.000	2-2	1.000	0-0-0	2	3	1	0	1	0
N20 UTEP	10	0-3	.000	0-1	.000	0-0	.000	0-1-1	0	0	0	1	0	0
N25 Lehigh	18	0-2	.000	0-1	.000	2-2	1.000	0-1-1	0	0	1	0	1	2
N28 Northwestern State	31	4-5	.800	0-1	.000	3-5	.600	3-4-7	4	1	1	0	1	11
D1 Oregon State	19	3-4	.750	1-2	.500	3-4	.750	0-3-3	1	1	0	0	2	10
D4 Georgia State	16	0-4	.000	0-2	.000	0-0	.000	1-1-2	0	0	1	0	0	0
D14 ETSU	12	1-1	1.000	0-0	.000	2-4	.500	0-0-0	2	0	0	0	0	4
D19 Southern Miss	-DNP-													
D22 Morehead State	3	0-2	.000	0-1	.000	0-0	.000	0-0-0	0	0	0	0	0	0
D29 UMKC	14	0-0	.000	0-0	.000	0-0	.000	0-2-2	1	0	1	0	0	0
J3 Alabama	1	0-0	.000	0-0	.000	0-0	.000	0-0-0	0	0	0	0	0	0
J7 LSU	11	4-4	1.000	1-1	1.000	0-2	.000	0-0-0	1	0	0	0	1	9
J10 Arkansas	3	1-2	.500	0-0	.000	0-0	.000	1-1-2	1	0	0	0	0	2
J14 Texas A&M	3	0-0	.000	0-0	.000	0-0	.000	0-0-0	0	0	0	0	0	0
J17 Kentucky	8	1-2	.500	0-0	.000	0-0	.000	0-0-0	2	0	0	0	1	2
J21 Tennessee														
J25 Missouri														
J28 Alabama														
J31 Ole Miss														
F4 Tennessee														
F7 Auburn														
F11 South Carolina														
F14 Georgia														
F18 Florida														
F21 Ole Miss														
F25 Vanderbilt														
F28 South Carolina														
M4 LSU														
M8-12 SEC Tournament														

CAREER STATS FOR ELI WRIGHT

Year	GP-GS	Min/Avg	FG-FGA	Pct	3FM-3GA	Pct	FT-FTA	Pct	Rebs	PF-D	Ast	TO	Blk	Stl	Pts/Avg
2016-17	16-1	193/12.1	14-34	.412	2-13	.154	14-21	.667	18-1.1	22-0	5	6	1	7	44/2.8

3 XAVIAN STAPLETON



Sophomore | Guard

6-6 | 195

Flora, MS

Madison Central HS

Season Highs

Points: 10, Arkansas 1-10-17
FGM: 3, 3x, last vs Kentucky 1-17-17
FGA: 7, 2x, last vs Kentucky 1-17-17
3FGM: 2, Southern Miss 12-19-16
3FGA: 4, Kentucky 1-17-17
FTM: 6, Arkansas 1-10-17
FTA: 7, Arkansas 1-10-17
Rebounds: 7, Arkansas 1-10-17
Assists: 1, UMKC 12-29-16
Blocks: 1, 4x, last vs Alabama 1-3-17
Steals: 2, 3x, last vs UMKC 12-29-16
Minutes: 18, UMKC 12-29-16

Stapleton's Notes . . .

-Appeared in his first game at MSU against Southern Miss after being out for an ACL injury.

-Had 8 points, 1 block, 2 steals and 1 rebound in his first appearance as a Bulldog.

-Started his second game back against Morehead State.

-Had a season-high 3 rebounds against Morehead State.

-Season high of 10 points came at Arkansas.

2016-17 Game-By-Game

Opponent	MIN	FG	Pct.	3FG	Pct.	FT	Pct.	O-D-R	PF	A	TO	B	S	PTS
N11 Norfolk State	-DNP-													
N17 Central Florida	-DNP-													
N18 Boise State	-DNP-													
N20 UTEP	-DNP-													
N25 Lehigh	-DNP-													
N28 Northwestern State	-DNP-													
D1 Oregon State	-DNP-													
D4 Georgia State	-DNP-													
D14 ETSU	-DNP-													
D19 Southern Miss	11	3-5	.600	2-2	1.000	0-0	.000	0-1-1	2	0	0	1	2	8
D22 Morehead State	15	2-4	.500	1-2	.500	0-0	.000	1-2-3	2	0	0	1	2	5
D29 UMKC	18	3-7	.429	1-3	.333	2-4	.500	0-2-2	1	1	2	1	2	9
J3 Alabama	14	2-5	.400	0-2	.000	1-2	.500	0-1-1	2	0	0	0	1	5
J7 LSU	4	2-3	.667	0-1	.000	0-0	.000	0-0-0	0	0	0	0	1	4
J10 Arkansas	14	2-5	.400	0-2	.000	6-7	.857	3-4-7	2	0	0	0	1	10
J14 Texas A&M	7	1-2	.500	0-0	.000	1-2	.500	0-0-0	4	0	0	0	0	3
J17 Kentucky	17	3-7	.429	1-4	.250	2-2	1.000	0-0-0	5	0	3	0	1	9
J21 Tennessee														
J25 Missouri														
J28 Alabama														
J31 Ole Miss														
F4 Tennessee														
F7 Auburn														
F11 South Carolina														
F14 Georgia														
F18 Florida														
F21 Ole Miss														
F25 Vanderbilt														
F28 South Carolina														
M4 LSU														
M8-12 SEC Tournament														

CAREER STATS FOR XAVIAN STAPLETON

Year	GP-GS	Min/Avg	FG-FGA	Pct	3FM-3GA	Pct	FT-FTA	Pct	Rebs	PF-D	Ast	TO	Blk	Stl	Pts/Avg
2016-17	8-2	100/12.5	18-38	.474	5-16	.313	12-17	.706	14-1.8	18-1	1	5	3	10	53/6.6

4 MARIO KEGLER



Freshman | Guard

6-7 | 220

Jackson, MS

Oak Hill Academy

Season Highs

Points: 16, Georgia State 12-4-16
FGM: 6, 2x last vs Kentucky 1-17-17
FGA: 13, Georgia State 12-4-16
3FGM: 4, Georgia State 12-4-16
3FGA: 8, Georgia State 12-4-16
FTM: 5, LSU 1-7-17
FTA: 6, 3x, last vs Arkansas 1-10-17
Rebounds: 9, Lehigh 11-25-16
Assists: 5, Arkansas 1-10-17
Blocks: 1, 3x, last vs Kentucky 1-17-17
Steals: 2, 3x, last vs UMKC 12-29-16
Minutes: 35, ETSU 12-14-16

Kegler's Notes . . .

-Earned his first-career start during his collegiate debut against Norfolk State.

-Had a career-high 5 rebounds against UCF on November 17, 2016.

-Had a career-high 12 points against Boise State on November 18, 2016.

-Career-high 9 rebounds against Lehigh.

-Had a career-high 16 points against Georgia State.

-Tied his career-high 2 steals against Georgia State.

-Had a career and team-high 5 assists against Arkansas.

-Best SEC game was against Alabama with 12 points and 7 rebounds.

2016-17 Game-By-Game

Opponent	MIN	FG	Pct.	3FG	Pct.	FT	Pct.	O-D-R	PF	A	TO	B	S	PTS
N11 Norfolk State	26	2-6	.333	2-4	.500	2-2	1.000	0-2-2	4	1	2	0	0	8
N17 Central Florida	22	3-7	.429	1-2	.500	0-0	.000	1-4-5	4	0	3	0	2	7
N18 Boise State	26	4-6	.667	2-4	.500	2-3	.667	1-3-4	2	0	3	0	1	12
N20 UTEP	27	2-10	.200	0-4	.000	2-2	1.000	1-7-8	1	0	0	0	0	6
N25 Lehigh	32	4-12	.333	1-3	.333	3-4	.750	4-5-9	2	0	3	0	0	12
N28 Northwestern State	30	4-12	.333	0-3	.000	0-0	.000	0-2-2	2	0	1	0	1	8
D1 Oregon State	28	4-5	.800	2-2	1.000	2-3	.667	1-2-3	1	1	3	0	1	12
D4 Georgia State	30	6-13	.462	4-8	.500	0-0	.000	1-3-4	1	3	2	0	2	16
D14 ETSU	35	5-7	.714	1-2	.500	1-3	.333	1-7-8	3	1	1	1	0	12
D19 Southern Miss	19	2-6	.333	1-4	.250	0-0	.000	0-7-7	3	1	0	0	0	5
D22 Morehead State	26	3-8	.375	0-4	.000	1-5	.200	3-4-7	0	1	0	0	0	7
D29 UMKC	25	2-8	.250	2-4	.500	2-3	.667	2-5-7	1	0	1	0	2	8
J3 Alabama	33	4-9	.444	0-5	.000	4-6	.667	1-6-7	2	0	1	0	0	12
J7 LSU	27	2-7	.286	2-5	.400	5-6	.833	1-6-7	3	0	2	0	0	11
J10 Arkansas	28	2-5	.400	0-2	.000	3-6	.500	0-3-3	4	5	3	0	1	7
J14 Texas A&M	28	1-7	.143	0-2	.000	2-5	.400	0-5-5	1	0	1	1	0	4
J17 Kentucky	32	6-10	.600	1-3	.333	0-2	.000	2-6-8	3	2	2	1	1	13
J21 Tennessee														
J25 Missouri														
J28 Alabama														
J31 Ole Miss														
F4 Tennessee														
F7 Auburn														
F11 South Carolina														
F14 Georgia														
F18 Florida														
F21 Ole Miss														
F25 Vanderbilt														
F28 South Carolina														
M4 LSU														
M8-12 SEC Tournament														

CAREER STATS FOR MARIO KEGLER

Year	GP-GS	Min/Avg	FG-FGA	Pct	3FM-3GA	Pct	FT-FTA	Pct	Rebs	PF-D	Asst	TO	Blk	Stl	Pts/Avg
2016-17	17-16	474/27.9	56-138	.406	19-61	.311	29-50	.580	96-5.6	37-0	15	29	3	11	160/9.4

5 JOE STRUGG



R- Freshman| Forward

6-9 | 196

Montgomery, AL

G.W. Carver HS

Season Highs

Points: 3, Southern Miss 12-19-16
FGM: 1, Southern Miss 12-19-16
FGA: 2, Southern Miss 12-19-16
3FGM: 1, Southern Miss 12-19-16
3FGA: 2, Southern Miss 12-19-16
FTM: --
FTA: --
Rebounds: 1, 3x, last vs UMKC 12-29-16
Assists: --
Blocks: --
Steals: --
Minutes: 6, Southern Miss 12-19-16

Strugg's Notes . . .

-Earned his first collegiate minutes played with 2 against UCF on November 17, 2016.

-Had a career-high 1 rebound against Oregon State.

-Had a career high 6 minutes and 3 points against Southern Miss.

-Has not appeared in any SEC games.

2016-17 Game-By-Game

Opponent	MIN	FG	Pct.	3FG	Pct.	FT	Pct.	O-D-R	PF	A	TO	B	S	PTS
N11 Norfolk State	-DNP-													
N17 Central Florida	2	0-0	.000	0-0	.000	0-0	.000	0-0-0	0	0	0	0	0	0
N18 Boise State	-DNP-													
N20 UTEP	-DNP-													
N25 Lehigh	-DNP-													
N28 Northwestern State	4	0-1	.000	0-0	.000	0-0	.000	0-0-0	1	0	0	0	0	0
D1 Oregon State	1	0-0	.000	0-0	.000	0-0	.000	0-1-1	0	0	0	0	0	0
D4 Georgia State	1	0-1	.000	0-1	.000	0-0	.000	0-1-1	0	0	0	0	0	0
D14 ETSU	-DNP-													
D19 Southern Miss	6	1-2	.500	1-2	.500	0-0	.000	0-0-0	1	0	3	0	0	3
D22 Morehead State	-DNP-													
D29 UMKC	1	0-0	.000	0-0	.000	0-0	.000	0-1-1	0	0	1	0	0	0
J3 Alabama	-DNP-													
J7 LSU	-DNP-													
J10 Arkansas	-DNP-													
J14 Texas A&M	-DNP-													
J17 Kentucky	-DNP-													
J21 Tennessee														
J25 Missouri														
J28 Alabama														
J31 Ole Miss														
F4 Tennessee														
F7 Auburn														
F11 South Carolina														
F14 Georgia														
F18 Florida														
F21 Ole Miss														
F25 Vanderbilt														
F28 South Carolina														
M4 LSU														
M8-12 SEC Tournament														

CAREER STATS FOR JOE STRUGG

Year	GP-GS	Min/Avg	FG-FGA	Pct	3FM-3GA	Pct	FT-FTA	Pct	Rebs	PF-D	Ast	TO	Blk	Stl	Pts/Avg
2016-17	6-0	15/2.5	1-4	.250	1-3	.333	0-0	.000	3-0.5	2-0	0	4	0	0	3/0.5

11 QUINNDARY WEATHERSPOON



Sophomore | Guard

6-4 | 205

Canton, MS

Velma Jackson HS

Season Highs

Points: 27, Morehead State 12-22-16
FGM: 10, Morehead State 12-22-16
FGA: 18, UCF, 11-17-16
3FGM: 6, Arkansas 1-10-17
3FGA: 8, 2x, last vs UMKC 12-29-16
FTM: 7, ETSU 12-14-16
FTA: 8, 2x, last vs Morehead State 12-22-16
Rebounds: 7, 4x, last vs LSU 1-7-17
Assists: 4, 2x, last vs UMKC 12-29-16
Blocks: 2, 2x, last vs LSU 1-7-17
Steals: 4, 4x last vs Kentucky 1-17-17
Minutes: 36, twice, last vs Morehead State

Career Highs

Points: 27, Morehead State 12-22-16
FGM: 10, Morehead State 12-22-16
FGA: 18, UCF 11-17-16
3FGM: 6, Arkansas 1-10-17
3FGA: 8, 3x, last vs UMKC 12-29-16
FTM: 8, Vanderbilt, 2-16-16
FTA: 10, Vanderbilt, 2-16-16
Rebounds: 14, Missouri, 1-30-16
Assists: 4, twice, last vs UMKC 12-29-16
Blocks: 2, 3x, last vs LSU 1-7-17
Steals: 4, 3x, last vs Georgia State 12-4-16
Minutes: 41, Alabama, 2-2-16

2016-17 Game-By-Game

Opponent	MIN	FG	Pct.	3FG	Pct.	FT	Pct.	O-D-R	PF	A	TO	B	S	PTS
N11 Norfolk State	30	9-16	.563	2-5	.400	2-2	1.000	2-4-6	2	2	2	2	1	22
N17 Central Florida	35	6-18	.333	2-5	.400	5-5	1.000	2-5-7	0	4	1	1	1	19
N18 Boise State	35	9-12	.750	1-3	.333	6-7	.857	1-3-4	1	2	2	0	4	25
N20 UTEP	36	2-9	.222	0-2	.000	5-7	.714	0-3-3	3	2	0	0	2	9
N25 Lehigh	-DNP-													
N28 Northwestern State	-DNP-													
D1 Oregon State	30	6-7	.857	4-5	.800	5-6	.833	1-3-4	3	0	4	0	4	21
D4 Georgia State	27	5-12	.417	2-8	.250	2-2	1.000	1-2-3	4	3	3	0	4	14
D14 ETSU	32	3-14	.214	0-4	.000	7-8	.875	3-4-7	2	1	3	0	0	13
D19 Southern Miss	26	4-8	.500	4-4	1.000	4-4	1.000	1-0-1	2	2	2	0	1	16
D22 Morehead State	36	10-17	.588	1-3	.333	6-8	.759	1-4-5	2	3	1	0	2	27
D29 UMKC	25	9-15	.600	5-8	.625	2-5	.400	2-5-7	2	4	2	0	1	25
J3 Alabama	33	2-11	.182	1-6	.167	2-2	1.000	2-3-5	4	2	4	0	1	7
J7 LSU	33	6-11	.545	1-3	.333	1-2	.500	4-3-7	2	1	6	2	3	14
J10 Arkansas	34	8-11	.727	6-7	.857	3-4	.750	2-4-6	2	2	0	0	1	25
J14 Texas A&M	33	5-8	.625	3-5	.600	0-0	.000	0-1-1	2	1	1	0	2	13
J17 Kentucky	27	6-12	.500	1-5	.200	2-4	.500	1-2-3	5	2	3	0	4	15
J21 Tennessee														
J25 Missouri														
J28 Alabama														
J31 Ole Miss														
F4 Tennessee														
F7 Auburn														
F11 South Carolina														
F14 Georgia														
F18 Florida														
F21 Ole Miss														
F25 Vanderbilt														
F28 South Carolina														
M4 LSU														
M8-12 SEC Tournament														

Weatherspoon's Notes . . .

- Tabbed first-team All-SEC by league coaches and second-team by the media.

- Shot at 75% against Boise State on November 18, 2016.

- Played through a wrist injury against UTEP on November 20, 2016. Missed two games and then returned to score 21 points against Oregon State.

- Has now totaled 20-plus points eight times in his career, six times this year.

- Had a new career-high (27) points against Morehead State.

- Scored in double digits 12 times this season.

- Was 6-7 (85%) from the 3 at Arkansas.

- All 13 points against Texas A&M came in second half.

- In last two games, is 9-12 beyond the arc.

- On Monday, was named the SEC player of the week.

CAREER STATS FOR QUINNDARY WEATHERSPOON

Year	GP-GS	Min/Avg	FG-FGA	Pct	3FM-3GA	Pct	FT-FTA	Pct	Rebs	PF-D	Asst	TO	Blk	Stl	Pts/Avg
2015-16	31-17	836/27.0	133-297	.448	43-109	.394	62-77	.805	146-4.7	75-1	43	45	16	42	371/12.0
2016-17	15-15	472/31.5	90-181	.497	33-73	.452	52-66	.788	69-4.6	36-1	31	34	5	31	265/17.7
Totals	46-32	1308/28.4	223-478	.467	76-182	.418	114-143	.797	215-4.7	111-2	74	79	21	73	636-13.8

12 DREW DAVIS



Junior | Guard

5-10 | 172

Atlanta, GA

Fort Walton Beach HS

Season Highs

Points: 6, Southern Miss 12-19-16

FGM: 2, Southern Miss 12-19-16

FGA: 1, Oregon State 12-1-16

3FGM: 2, Southern Miss 12-19-16

3FGA: 1, Oregon State 12-1-16

FTM: --

FTA: --

Rebounds: --

Assists: --

Blocks: --

Steals: --

Minutes: 5, Southern Miss 12-19-16

Davis' Notes . . .

-Had a career-high 5 minutes against Southern Miss.

-Was 2-2 with 3-pointers against Southern Miss.

-Had a career-high 6 points against Southern Miss.

2016-17 Game-By-Game

Opponent	MIN	FG	Pct.	3FG	Pct.	FT	Pct.	O-D-R	PF	A	TO	B	S	PTS
N11 Norfolk State	-DNP-													
N17 Central Florida	-DNP-													
N18 Boise State	-DNP-													
N20 UTEP	-DNP-													
N25 Lehigh	-DNP-													
N28 Northwestern State	-DNP-													
D1 Oregon State	1	0-1	.000	0-1	.000	0-0	.000	0-0-0	0	0	0	0	0	0
D4 Georgia State	2	0-0	.000	0-1	.000	0-0	.000	0-0-0	0	0	0	0	0	0
D14 ETSU	-DNP-													
D19 Southern Miss	5	2-3	.667	2-2	1.000	0-0	.000	0-0-0	0	1	2	0	0	6
D22 Morehead State	-DNP-													
D29 UMKC	2	1-1	1.000	0-0	.000	0-0	.000	0-0-0	0	0	0	0	0	2
J3 Alabama	-DNP-													
J7 LSU	-DNP-													
J10 Arkansas	-DNP-													
J14 Texas A&M	-DNP-													
J17 Kentucky	-DNP-													
J21 Tennessee														
J25 Missouri														
J28 Alabama														
J31 Ole Miss														
F4 Tennessee														
F7 Auburn														
F11 South Carolina														
F14 Georgia														
F18 Florida														
F21 Ole Miss														
F25 Vanderbilt														
F28 South Carolina														
M4 LSU														
M8-12 SEC Tournament														

CAREER STATS FOR DREW DAVIS

Year	GP-GS	Min/Avg	FG-FGA	Pct	3FM-3GA	Pct	FT-FTA	Pct	Rebs	PF-D	Asst	TO	Blk	Stl	Pts/Avg
2016-17	4-0	10/2.5	3-5	.600	2-3	.667	0-0	.000	0-0	0-0	1	2	0	0	8/2.0

13 NICK SINGLETON



Sophomore | Guard

6-5 | 194

Decatur, GA

Columbia HS

Season Highs

Points: 5, NWST 11-28-16
 FGM: 2, NWST 11-28-16
 FGA: 4, NWST 11-28-16
 3FGM: 1, NWST 11-28-16
 3FGA: 2, NWST 11-28-16
 FTM: --
 FTA: --
 Rebounds: 2, UCF, 11-17-16
 Assists: --
 Blocks: --
 Steals: 1, NWST 11-28-16
 Minutes: 13, NWST 11-28-16

2016-17 Game-By-Game

Opponent	MIN	FG	Pct.	3FG	Pct.	FT	Pct.	O-D-R	PF	A	TO	B	S	PTS
N11 Norfolk State	-DNP-													
N17 Central Florida	2	0-0	.000	0-0	.000	0-0	.000	1-1-2	0	0	0	0	0	0
N18 Boise State	-DNP-													
N20 UTEP	-DNP-													
N25 Lehigh	-DNP-													
N28 Northwestern State	13	2-4	.500	1-2	.500	0-0	.000	0-1-1	1	0	0	0	1	5
D1 Oregon State	1	0-0	.000	0-0	.000	0-0	.000	0-0-0	0	0	0	0	0	0
D4 Georgia State	2	0-1	.000	0-0	.000	0-0	.000	0-0-0	1	0	0	0	0	0
D14 ETSU	-DNP-													
D19 Southern Miss	6	0-1	.000	0-1	.000	0-0	.000	0-0-0	0	1	1	1	0	0
D22 Morehead State	-DNP-													
D29 UMKC	-DNP-													
J3 Alabama	-DNP-													
J7 LSU	-DNP-													
J10 Arkansas	-DNP-													
J14 Texas A&M	-DNP-													
J17 Kentucky	-DNP-													
J21 Tennessee														
J25 Missouri														
J28 Alabama														
J31 Ole Miss														
F4 Tennessee														
F7 Auburn														
F11 South Carolina														
F14 Georgia														
F18 Florida														
F21 Ole Miss														
F25 Vanderbilt														
F28 South Carolina														
M4 LSU														
M8-12 SEC Tournament														

Singleton's Notes . . .

-Had his first collegiate appearance with 2 minutes against UCF on November 17, 2016

-Had a career-high 13 minutes against Northwestern State.

-Had a career-high 5 points against Northwestern State.

CAREER STATS FOR NICK SINGLETON

Year	GP-GS	Min/Avg	FG-FGA	Pct	3FM-3GA	Pct	FT-FTA	Pct	Rebs	PF-D	Ast	TO	Blk	Stl	Pts/Avg
2016-17	5-0	24/4.8	2-6	.333	1-3	.333	0-0	.000	3-0.6	2-0	1	1	1	1	5/1.0

15 I.J. READY



Senior | Guard

5-11 | 166

Rixey, AR

Parkview Magent HS

Season Highs

Points: 20, Lehigh 11-25-16
FGM: 8, Lehigh 11-25-16
FGA: 16, Lehigh 11-25-16
3FGM: 3, LSU 1-7-17
3FGA: 6, UCF, 11-17-16
FTM: 6, 2x, last vs Arkansas 1-10-17
FTA: 7, NWST 11-28-16
Rebounds: 6, twice, last vs LSU 1-7-17
Assists: 8, twice, last vs LSU 1-7-17
Blocks: --
Steals: 5, 3x, last vs Arkansas 1-10-17
Minutes: 35, Lehigh 11-25-16

Career Highs

Points: 25, Eastern Washington, 11-13-15
FGM: 8, twice, last vs Lehigh 11-25-16
FGA: 16, 4x, last vs Lehigh 11-25-16
3FGM: 4, Georgia, 1-24-15
3FGA: 7, 7x, last vs. Texas Southern, 12-2-15
FTM: 8, Eastern Washington, 11-13-15
FTA: 9, Eastern Washington, 11-13-15
Rebounds: 8, twice, last vs. Auburn, 1-21-15
Assists: 11, twice, last vs. Northern Colorado, 12-23-15
Blocks: 1, Arkansas, 2-9-16
Steals: 5, 3x, last vs. NWST 11-28-16
Minutes: 36, Ole Miss, 3-2-16

2016-17 Game-By-Game

Opponent	MIN	FG	Pct.	3FG	Pct.	FT	Pct.	O-D-R	PF	A	TO	B	S	PTS
N11 Norfolk State	31	5-13	.385	1-2	.500	3-4	.750	0-3-3	2	7	0	0	0	14
N17 Central Florida	30	6-15	.400	1-6	.167	2-2	1.000	1-2-3	1	4	2	0	1	15
N18 Boise State	27	5-9	.556	1-2	.500	2-3	.667	1-2-3	2	6	0	0	3	13
N20 UTEP	30	2-6	.333	0-1	.000	2-2	1.000	1-1-2	3	3	3	0	1	6
N25 Lehigh	35	8-16	.500	1-3	.333	3-5	.600	0-6-6	1	5	1	0	1	20
N28 Northwestern State	34	4-6	.667	1-1	1.000	5-7	.714	0-3-3	1	6	5	0	5	14
D1 Oregon State	28	2-6	.333	0-3	.000	0-0	.000	0-1-1	1	5	4	0	5	4
D4 Georgia State	30	5-8	.625	1-3	.333	0-0	.000	0-3-3	3	5	0	0	1	11
D14 ETSU	33	0-4	.000	0-1	.000	0-0	.000	0-2-2	1	4	4	0	0	0
D19 Southern Miss	25	3-5	.600	0-0	.000	0-0	.000	1-3-4	0	8	2	0	4	6
D22 Morehead State	33	6-10	.600	1-3	.333	6-6	1.000	0-2-2	1	3	0	0	0	19
D29 UMKC	25	3-6	.500	0-2	.000	0-0	.000	1-1-2	1	5	2	0	1	6
J3 Alabama	34	2-5	.400	0-0	.000	2-2	1.000	0-1-1	1	3	1	0	2	6
J7 LSU	26	5-6	.833	3-4	.750	0-0	.000	0-6-6	2	8	1	0	0	13
J10 Arkansas	30	1-3	.333	0-0	.000	6-6	1.000	0-3-3	1	4	4	0	5	8
J14 Texas A&M	28	2-4	.500	0-1	.000	2-2	1.000	0-3-3	1	5	2	0	3	6
J17 Kentucky	29	1-1	1.000	0-0	.000	2-2	1.000	0-0-0	0	1	0	0	0	4
J21 Tennessee														
J25 Missouri														
J28 Alabama														
J31 Ole Miss														
F4 Tennessee														
F7 Auburn														
F11 South Carolina														
F14 Georgia														
F18 Florida														
F21 Ole Miss														
F25 Vanderbilt														
F28 South Carolina														
M4 LSU														
M8-12 SEC Tournament														

Ready's Notes . . .

-Had a season-high 4 steals against Boise State on November 18, 2016.

-Had a team-high 20 points and 5 assists against Lehigh.

-Needs 170 more points to be the 37th player to reach 1000.

-His 140 steals tie him for the 10th most in school history.

-Had a season-high (4) steals and (8) assists.

-Tied his season-high assists (8) and rebounds (6) against LSU.

-Had 5 assists against TAMU to give 355 for his career, now the 8th most in school history as he passed Detrick White.

CAREER STATS FOR I.J. READY

Year	GP-GS	Min/Avg	FG-FGA	Pct	3FM-3GA	Pct	FT-FTA	Pct	Rebs	PF-D	Asst	TO	Blk	Stl	Pts/Avg
2013-14	26-21	626/24.1	59-159	.371	17-48	.354	18-21	.857	55-2.1	31-1	69	41	0	32	153/5.9
2014-15	29-21	744/25.7	87-218	.399	28-95	.295	37-42	.881	57-2.0	46-0	71	41	0	37	239/8.2
2015-16	30-22	886/29.5	103-247	.417	26-91	.286	45-56	.804	79-2.6	56-1	134	48	1	39	277/9.2
2016-17	17-13	508/29.9	60-123	.488	10-32	.313	35-41	.854	47-2.8	22-0	82	31	0	32	165/9.7
Totals	102-77	2764/27.1	309-747	.414	81-266	.305	135-160	.844	238-2.3	155-2	356	161	1	140	834/8.2

20 MILES WASHINGTON



Freshman | Center

6-7 | 202

New Albany, MS

New Albany HS

Season Highs

Points: 2, UMKC 12-29-16
 FGM: 1, UMKC 12-29-16
 FGA: 2, UMKC 12-29-16
 3FGM: --
 3FGA: 1, UMKC 12-29-16
 FTM: --
 FTA: --
 Rebounds: --
 Assists: --
 Blocks: 1, Southern Miss 12-19-16
 Steals: --
 Minutes: 6, Southern Miss 12-19-16

Washington's Notes . . .

-Had a career-high 2 minutes against Georgia State.

-Earned his first career points against UMKC.

2016-17 Game-By-Game

Opponent	MIN	FG	Pct.	3FG	Pct.	FT	Pct.	O-D-R	PF	A	TO	B	S	PTS
N11 Norfolk State	-DNP-													
N17 Central Florida	-DNP-													
N18 Boise State	-DNP-													
N20 UTEP	-DNP-													
N25 Lehigh	-DNP-													
N28 Northwestern State	-DNP-													
D1 Oregon State	1	0-0	.000	0-0	.000	0-0	.000	0-0-0	1	0	0	0	0	0
D4 Georgia State	2	0-0	.000	0-0	.000	0-0	.000	0-0-0	0	0	0	0	0	0
D14 ETSU	-DNP-													
D19 Southern Miss	6	0-0	.000	0-0	.000	0-0	.000	0-0-0	0	0	0	1	0	0
D22 Morehead State	-DNP-													
D29 UMKC	2	1-2	.500	0-1	.000	0-0	.000	0-0-0	0	0	0	0	0	2
J3 Alabama	-DNP-													
J7 LSU	-DNP-													
J10 Arkansas	-DNP-													
J14 Texas A&M	-DNP-													
J17 Kentucky	-DNP-													
J21 Tennessee														
J25 Missouri														
J28 Alabama														
J31 Ole Miss														
F4 Tennessee														
F7 Auburn														
F11 South Carolina														
F14 Georgia														
F18 Florida														
F21 Ole Miss														
F25 Vanderbilt														
F28 South Carolina														
M4 LSU														
M8-12 SEC Tournament														

CAREER STATS FOR MILES WASHINGTON

Year	GP-GS	Min/Avg	FG-FGA	Pct	3FM-3GA	Pct	FT-FTA	Pct	Rebs	PF-D	Ast	TO	Blk	Stl	Pts/Avg
2016-17	4-0	11/2.8	1-2	.500	0-1	.000	0-0	.000	0-0.0	1-0	0	0	1	0	2/0.5

23 TYSON CARTER



Freshman | Guard

6-4 | 167

Starkville, MS

Starkville HS

Season Highs

Points: 17, Norfolk State, 11-11-16
FGM: 6, Norfolk State, 11-11-16
FGA: 15, twice, last vs NWST 11-28-16
3FGM: 5, Norfolk State, 11-11-16
3FGA: 8, twice, last vs Lehigh 11-25-16
FTM: 6, Boise State 11-18-16
FTA: 6, Boise State 11-18-16
Rebounds: 6, UTEP 11-20-16
Assists: 2, 4x, last vs vs Georgia State 12-4-16
Blocks: 1, twice, last vs Oregon State 12-1-16
Steals: 2, 3x, last vs Lehigh 11-25-16
Minutes: 37, NWST 11-28-16

Carter's Notes . . .

- 17 points is the most by a freshman on opening day since Chancellor Nichols scored 17 against Christian Brothers in November 1987. Was 6-8 shooting and made 5 3-pointers.

-Earned his first-career start during his collegiate debut against Norfolk State on November 11, 2016.

-Scored 17 points in his debut against Norfolk State, the most by a true freshman on opening day since Chancellor Nichols also had 17 against Christian Brothers on Nov. 28, 1987.

-Was 6-6 at the free throw line against Boise State.

-Was second on the team for 3-pointers with 3 against UTEP and had a career-high 6 rebounds.

-Had a career-high 37 minutes against Northwestern State.

-He is first on the team for free-throw shooting percentage (.885).

-Third on the team on with 25 made 3-pointers.

2016-17 Game-By-Game

Opponent	MIN	FG	Pct.	3FG	Pct.	FT	Pct.	O-D-R	PF	A	TO	B	S	PTS
N11 Norfolk State	33	6-8	.750	5-7	.714	0-0	.000	0-1-1	1	2	1	0	1	17
N17 Central Florida	33	2-12	.167	2-8	.250	2-4	.500	0-2-2	2	2	0	0	2	8
N18 Boise State	30	4-10	.400	1-4	.250	6-6	1.000	0-2-2	2	1	0	0	2	15
N20 UTEP	26	3-7	.429	3-6	.500	0-0	.000	0-6-6	1	1	0	0	0	9
N25 Lehigh	36	5-15	.333	2-8	.250	4-4	1.000	0-2-2	3	0	1	1	2	16
N28 Northwestern State	37	4-15	.267	0-7	.000	2-2	1.000	1-2-3	2	2	2	0	1	10
D1 Oregon State	25	2-6	.333	1-2	.500	3-4	.750	0-3-3	0	0	0	1	1	8
D4 Georgia State	24	0-3	.000	0-2	.000	2-2	1.000	0-3-3	1	2	0	0	2	2
D14 ETSU	18	3-4	.750	1-1	1.000	0-0	.000	0-0-0	1	1	1	0	0	7
D19 Southern Miss	22	3-5	.600	3-5	.600	2-2	1.000	0-4-4	0	1	1	0	1	11
D22 Morehead State	24	2-4	.500	1-2	.500	2-2	1.000	1-2-3	1	1	2	0	1	7
D29 UMKC	27	4-9	.444	3-4	.750	0-0	.000	0-4-4	0	0	0	0	0	11
J3 Alabama	23	4-7	.571	2-3	.667	0-0	.000	0-1-1	0	1	0	0	0	10
J7 LSU	15	0-1	.000	0-0	.000	0-0	.000	0-2-2	0	1	0	0	1	0
J10 Arkansas	10	1-4	.250	1-3	.333	0-0	.000	0-0-0	1	0	0	0	0	3
J14 Texas A&M	6	0-3	.000	0-3	.000	0-0	.000	0-0-0	0	0	1	0	0	0
J17 Kentucky	7	0-0	.000	0-0	.000	0-0	.000	0-1-1	0	1	0	0	0	0
J21 Tennessee														
J25 Missouri														
J28 Alabama														
J31 Ole Miss														
F4 Tennessee														
F7 Auburn														
F11 South Carolina														
F14 Georgia														
F18 Florida														
F21 Ole Miss														
F25 Vanderbilt														
F28 South Carolina														
M4 LSU														
M8-12 SEC Tournament														

CAREER STATS FOR TYSON CARTER

Year	GP-GS	Min/Avg	FG-FGA	Pct	3FM-3GA	Pct	FT-FTA	Pct	Rebs	PF-D	Ast	TO	Blk	Stl	Pts/Avg
2016-17	17-12	396/23.3	43-113	.381	25-65	.385	23-26	.885	37-2.2	15-0	15	9	2	14	134/7.9

34 SCHNIDER HERARD



Freshman | Center

6-10 | 250

Port-au-Prince, Haiti

Prestonwood Christian HS

Season Highs

Points: 16, TAMU 1-14-17
FGM: 5, TAMU 1-14-17
FGA: 7, TAMU 1-14-17
3FGM: --
3FGA: --
FTM: 6, TAMU 1-14-17
FTA: 8, TAMU 1-14-17
Rebounds: 12, Southern Miss 12-19-16
Assists: 2, UTEP 11-20-16
Blocks: 2, twice last vs Southern Miss 12-17-16
Steals: 1, NWST 11-28-16
Minutes: 24, TAMU 1-14-17

Herard's Notes . . .

- Had his collegiate debut against Norfolk State and had 4 rebounds in the 17 minutes he played.

-Had a team-high 7 rebounds against Boise State on November 18, 2016.

-Earned his first career block & steal against Northwestern State.

-Had a career-high 24 minutes against Texas A&M.

-Career-high (12) rebounds against Southern Miss.

-Had a new career-high (16) points against TAMU.

-Has started all four SEC games.

2016-17 Game-By-Game

Opponent	MIN	FG	Pct.	3FG	Pct.	FT	Pct.	O-D-R	PF	A	TO	B	S	PTS
N11 Norfolk State	17	2-3	.667	0-0	.000	0-1	.000	2-2-4	1	0	3	0	0	4
N17 Central Florida	18	0-2	.000	0-0	.000	2-3	.667	0-2-2	4	0	1	0	0	2
N18 Boise State	18	0-1	.000	0-0	.000	0-0	.000	1-6-7	2	0	1	0	0	0
N20 UTEP	20	0-1	.000	0-0	.000	0-0	.000	2-3-5	3	2	1	0	0	0
N25 Lehigh	14	1-2	.500	0-0	.000	0-0	.000	0-4-4	1	0	0	0	0	2
N28 Northwestern State	16	1-1	1.000	0-0	.000	0-0	.000	0-4-4	1	0	2	1	1	2
D1 Oregon State	21	0-2	.000	0-0	.000	2-4	.500	1-3-4	2	0	2	0	0	2
D4 Georgia State	18	3-4	.750	0-0	.000	2-3	.667	3-4-7	0	0	2	2	0	8
D14 ETSU	12	0-3	.000	0-0	.000	0-0	.000	2-1-3	0	0	0	0	0	0
D19 Southern Miss	23	3-4	.750	0-0	.000	1-4	.250	4-8-12	2	2	1	2	0	7
D22 Morehead State	10	2-2	1.000	0-0	.000	1-4	.250	0-1-1	2	0	0	0	0	5
D29 UMKC	15	2-2	1.000	0-0	.000	1-2	.500	2-6-8	2	0	1	0	0	5
J3 Alabama	16	0-1	.000	0-0	.000	4-4	1.000	2-3-5	4	0	4	0	0	4
J7 LSU	17	4-6	.667	0-0	.000	0-0	.000	2-2-4	1	1	1	0	0	8
J10 Arkansas	15	1-3	.333	0-0	.000	2-5	.400	2-2-4	3	0	4	0	0	4
J14 Texas A&M	24	5-7	.714	0-0	.000	6-8	.750	2-2-4	4	0	1	0	0	16
J17 Kentucky	11	3-4	.750	0-0	.000	1-4	.250	2-3-5	5	0	3	0	0	7
J21 Tennessee														
J25 Missouri														
J28 Alabama														
J31 Ole Miss														
F4 Tennessee														
F7 Auburn														
F11 South Carolina														
F14 Georgia														
F18 Florida														
F21 Ole Miss														
F25 Vanderbilt														
F28 South Carolina														
M4 LSU														
M8-12 SEC Tournament														

CAREER STATS FOR SCHNIDER HERARD

Year	GP-GS	Min/Avg	FG-FGA	Pct	3FM-3GA	Pct	FT-FTA	Pct	Rebs	PF-D	Ast	TO	Blk	Stl	Pts/Avg
2016-17	17-5	285/16.8	27-48	.563	0-0	.000	22-42	.524	83-4.9	37-1	5	27	5	1	76/4.5

35 ARIC HOLMAN



Sophomore | Forward

6-10 | 222

Owensboro, KY

Owensboro HS

Season Highs

Points: 18, UTEP 11-20-16
FGM: 8, UTEP 11-20-16
FGA: 13, Boise State 11-18-16
3FGM: 2, LSU 1-7-17
3FGA: 4, Boise State 11-18-16
FTM: 7, LSU 1-7-17
FTA: 9, LSU 1-7-17
Rebounds: 11, 3x, last vs Arkansas 1-10-17
Assists: 3, UMKC 12-29-16
Blocks: 5, 2x, last vs NWST 11-28-16
Steals: 2, 3x, last vs Oregon State 12-1-16
Minutes: 33, TAMU 1-14-17

Career Highs

Points: 18, UTEP 11-20-16
FGM: 8, UTEP 11-20-16
FGA: 13, Boise State 11-18-16
3FGM: 1, twice, last vs. Norfolk State 11-17-16
3FGA: 4, Boise State 11-18-16
FTM: 7, LSU 1-7-17
FTA: 9, LSU 1-7-17
Rebounds: 11, 2x, last vs Southern Miss 12-19-16
Assists: 4, Arkansas, 2-9-16
Blocks: 5, twice, last vs NWST 11-28-16
Steals: 2, 3x, last vs Oregon State 12-1-16
Minutes: 33, TAMU 1-14-17

2016-17 Game-By-Game

Opponent	MIN	FG	Pct.	3FG	Pct.	FT	Pct.	O-D-R	PF	A	TO	B	S	PTS
N11 Norfolk State	26	3-7	.429	1-2	.500	4-7	.571	3-8-11	2	0	1	5	2	11
N17 Central Florida	28	2-4	.500	0-1	.000	2-3	.667	4-3-7	1	0	2	1	1	6
N18 Boise State	24	6-13	.461	0-4	.000	0-0	.000	1-4-5	1	0	2	0	0	12
N20 UTEP	23	8-10	.800	0-1	.000	2-2	1.000	2-2-4	5	0	2	0	2	18
N25 Lehigh	24	4-6	.667	0-0	.000	2-2	1.000	1-3-4	4	2	2	1	1	10
N28 Northwestern State	26	4-6	.667	0-1	.000	5-6	.833	3-4-7	0	0	1	5	1	13
D1 Oregon State	26	2-7	.286	1-1	1.000	2-2	1.000	3-4-7	1	1	2	1	2	7
D4 Georgia State	15	3-7	.429	0-1	.000	1-2	.500	1-3-4	3	0	1	1	0	7
D14 ETSU	30	7-10	.700	1-3	.333	2-3	.667	2-4-6	3	0	1	4	1	17
D19 Southern Miss	20	2-7	.286	0-2	.000	1-1	1.000	1-10-11	0	0	1	2	1	5
D22 Morehead State	27	5-7	.714	0-1	.000	2-4	.500	3-3-6	2	2	2	3	0	12
D29 UMKC	21	1-3	.333	0-0	.000	0-1	.000	1-5-6	3	3	3	3	0	2
J3 Alabama	25	1-5	.200	0-1	.000	3-4	.750	0-5-5	4	1	2	4	1	5
J7 LSU	26	4-9	.444	2-3	.667	7-9	.778	2-7-9	1	1	1	2	0	17
J10 Arkansas	29	4-9	.444	1-2	.500	2-4	.500	6-5-11	1	1	0	2	0	11
J14 Texas A&M	33	4-5	.800	1-2	.500	2-2	1.000	0-5-5	4	0	2	3	1	11
J17 Kentucky	29	3-7	.429	0-0	.000	0-0	.000	3-1-4	3	2	2	2	1	6
J21 Tennessee														
J25 Missouri														
J28 Alabama														
J31 Ole Miss														
F4 Tennessee														
F7 Auburn														
F11 South Carolina														
F14 Georgia														
F18 Florida														
F21 Ole Miss														
F25 Vanderbilt														
F28 South Carolina														
M4 LSU														
M8-12 SEC Tournament														

Holman's Notes . . .

- Sophomore forward Aric Holman recorded his first-career double-double with 11 points and 11 rebounds against Norfolk State.
- Had a career and team-high 18 points against UTEP..
- Tied his career-high with 2 steals against Oregon State.
- Scored 17 points against ETSU, one point shy of his career-high.
- Also had 11 rebounds against Southern Miss and Arkansas.
- Had his second double-double of the season with 11 rebounds and 13 points at Arkansas.
- Leads the team in blocks with 37 and has had 5 blocks in a single game twice.
- Has scored in double-digits 10 times.

CAREER STATS FOR ARIC HOLMAN

Year	GP-GS	Min/Avg	FG-FGA	Pct	3FM-3GA	Pct	FT-FTA	Pct	Rebs	PF-D	Ast	TO	Blk	Stl	Pts/Avg
2015-16	21-3	194/9.2	18-44	.409	2-13	.154	1-6	.167	39-1.9	37-2	8	16	14	2	39/1.9
2016-17	17-16	432/25.4	63-122	.516	7-25	.280	37-52	.712	112-6.6	38-1	13	27	39	14	170/10.0
Totals	38-19	626/16.5	81-166	.488	9-38	.237	38-58	.655	151-4.0	75-3	21	43	53	16	209/5.5

45 E.J. DATCHER



Freshman | Center

6-9 | 240

Hapersville, AL

Vincent HS

Season Highs

Points: 4, LSU 1-7-17

FGM: 2, LSU 1-7-17

FGA: 4, LSU 1-7-17

3FGM: --

3FGA: --

FTM: 2, Southern Miss 12-19-16

FTA: 2, Southern Miss 12-19-16

Rebounds: 7, Norfolk State, 11-11-16

Assists: --

Blocks: 3, UCF, 11-17-16

Steals: 2, Kentucky 1-17-17

Minutes: 15, UCF, 11-17-16

Datcher's Notes . . .

-- Had his collegiate debut against Norfolk State.

-Was second on the team for blocks with 4 against UCF.

-Had a career-high 4 points versus USM and LSU.

-Is second on the team with (13) blocks.

2016-17 Game-By-Game

Opponent	MIN	FG	Pct.	3FG	Pct.	FT	Pct.	O-D-R	PF	A	TO	B	S	PTS
N11 Norfolk State	9	1-2	.500	0-0	.000	0-1	.000	1-6-7	4	0	0	1	0	2
N17 Central Florida	15	1-2	.500	0-0	.000	0-1	.000	0-2-2	5	0	0	3	1	2
N18 Boise State	11	0-1	.000	0-0	.000	1-2	.500	2-2-4	1	0	1	0	1	1
N20 UTEP	5	0-0	.000	0-0	.000	0-0	.000	0-0-0	1	0	0	0	0	0
N25 Lehigh	10	0-0	.000	0-0	.000	0-0	.000	0-1-1	1	0	1	1	0	0
N28 Northwestern State	8	1-2	.500	0-0	.000	0-0	.000	2-1-3	1	0	0	1	0	2
D1 Oregon State	4	0-0	.000	0-0	.000	0-0	.000	0-0-0	3	0	0	0	0	0
D4 Georgia State	7	0-1	.000	0-0	.000	0-0	.000	0-0-0	0	0	0	1	0	0
D14 ETSU	6	1-2	.500	0-0	.000	0-0	.000	1-3-4	1	0	0	0	0	2
D19 Southern Miss	8	1-2	.500	0-0	.000	2-2	1.000	1-2-3	3	0	0	2	0	4
D22 Morehead State	2	0-0	.000	0-0	.000	0-0	.000	0-0-0	1	0	0	0	0	0
D29 UMKC	3	0-0	.000	0-0	.000	0-0	.000	0-2-2	2	0	0	0	0	0
J3 Alabama	-DNP-													
J7 LSU	14	2-4	.500	0-0	.000	0-0	.000	0-2-2	3	0	0	2	0	4
J10 Arkansas	7	0-1	.000	0-0	.000	0-0	.000	1-1-2	1	0	0	1	0	0
J14 Texas A&M	7	0-1	.000	0-0	.000	0-0	.000	0-0-0	4	1	1	1	0	0
J17 Kentucky	5	0-0	.000	0-0	.000	0-0	.000	0-0-0	2	0	0	0	2	0
J21 Tennessee														
J25 Missouri														
J28 Alabama														
J31 Ole Miss														
F4 Tennessee														
F7 Auburn														
F11 South Carolina														
F14 Georgia														
F18 Florida														
F21 Ole Miss														
F25 Vanderbilt														
F28 South Carolina														
M4 LSU														
M8-12 SEC Tournament														

CAREER STATS FOR E.J. DATCHER

Year	GP-GS	Min/Avg	FG-FGA	Pct	3FM-3GA	Pct	FT-FTA	Pct	Rebs	PF-D	Ast	TO	Blk	Stl	Pts/Avg
2016-17	16-0	121/7.6	7-18	.389	0-0	.000	3-6	.500	30-1.9	33-1	1	4	12	4	17/1.1

Exhibition — Nov. 4, 2016

Mississippi State	78
Delta State	63

Humphrey Coliseum • Starkville, MS

Delta State

Player	FG	3FG	FT	RB	PF	PT	A	Min
Davis	f 2-6	0-0	0-0	1	5	4	0	24
Harper	f 0-0	0-0	0-0	0	5	0	0	5
Warner	g 6-12	5-9	4-6	4	4	21	2	36
Kilpatrick	g 1-2	0-0	0-1	5	0	2	4	28
Schmidt	g 6-20	2-9	3-4	5	4	17	6	32
Henry	0-2	0-0	0-0	4	0	0	0	16
Cornish	3-5	3-5	0-0	2	3	9	0	29
King	0-0	0-0	0-0	0	0	0	0	1
Weldon	1-1	0-0	0-0	0	0	2	0	6
Taylor	2-6	0-0	4-7	6	3	8	0	22
Kimble	0-0	0-0	0-0	0	0	0	0	1
TOTALS	21-54	10-23	11-18	33	24	63	12	200

Mississippi State

Player	FG	3FG	FT	RB	PF	PT	A	Min
Holman	f 4-7	1-3	6-7	10	0	15	0	25
Kegler	g 6-12	4-9	2-4	8	1	18	0	24
W'Spoon	g 4-12	1-2	3-4	8	3	12	4	25
Ready	g 4-6	1-3	0-0	1	1	9	4	18
Carter	g 1-6	0-4	2-2	2	2	4	1	25
Peters	2-8	1-4	2-5	1	3	7	2	18
Wright	2-5	0-2	3-4	2	2	7	1	23
Strugg	0-1	0-1	0-0	0	1	0	0	4
Davis	0-1	0-0	0-0	2	1	0	0	3
Singleton	1-1	0-0	0-0	0	2	2	0	5
Washington	0-0	0-0	0-0	1	1	0	0	3
Herard	1-2	0-0	0-2	5	5	2	0	11
Datcher	1-3	0-0	0-1	6	2	2	0	16
TOTALS	26-64	8-28	18-29	48	24	78	12	200

Halftime: MSU 43, DSU 32. FG%: MSU 40.6%, DSU 38.9%. 3FG%: MSU 28.6%, DSU 43.5%. FT%: MSU 62.1%, DSU 61.1%. Turnovers: MSU 16 (Herard 3), DSU 19 (Schmidt 7). Blocked Shots: MSU 7 (Holman 4), DSU 1 (P.J. Davis). Steals: MSU 9 (Peters 4), DSU 7 (Kilpatrick 4). Officials: Anthony Jordan, Owen Shortt, Ken Washington. Attendance: 3,721.

Game 1 — Nov. 11, 2016

Mississippi State	78
Norfolk State	74

Humphrey Coliseum • Starkville, MS

Norfolk State

Player	FG	3FG	FT	RB	PF	PT	A	Min
Long	f 2-5	0-0	1-3	7	4	5	0	30
Gellineau	c 0-0	0-0	0-0	4	5	0	0	11
Robinson	g 7-14	2-5	5-5	3	1	21	5	38
Wade	g 5-16	0-2	8-12	12	0	18	3	35
Goss	g 4-7	1-4	0-0	1	2	9	1	31
Ward	2-4	0-1	0-1	2	0	4	2	20
Brown	2-3	1-1	0-0	0	2	5	0	5
Williams	1-2	1-2	2-2	2	2	5	0	12
Robinson	3-6	0-0	1-3	3	5	7	0	18
TOTALS	26-57	5-15	17-26	35	21	74	11	200

Mississippi State

Player	FG	3FG	FT	RB	PF	PT	A	Min
Holman	f 3-7	1-2	4-7	11	2	11	0	26
Kegler	g 2-6	2-4	2-2	2	4	8	1	26
W'Spoon	g 9-16	2-5	2-2	6	2	22	2	30
Ready	g 5-13	1-2	3-4	3	2	14	7	31
Carter	g 6-8	5-7	0-0	1	1	17	2	33
Peters	0-3	0-2	0-0	1	2	0	3	15
Wright	0-2	0-1	0-0	0	4	0	0	13
Herard	2-3	0-0	0-1	4	1	4	0	17
Datcher	1-2	0-0	0-1	7	4	2	0	9
TOTALS	28-60	11-23	11-17	38	22	78	12	200

Halftime: MSU 39, NSU 39. FG%: MSU 42.4%, NSU 43.3%. 3FG%: MSU 40.0%, NSU 30.0%. FT%: MSU 62.5%, NSU 52.6%. Turnovers: MSU 13 (Peters 4), NSU 12 (Robinson 3). Blocked Shots: MSU 8 (Holman 5), NSU 5 (Robinson 3). Steals: MSU 4 (Holman 2), NSU 5 (Robinson 3). Officials: Antinio Petty, Terry Moore, Darron George. Attendance: 4,467.

Game 2 — Nov. 17, 2016

Central Florida	86
Mississippi State	61

TD Arena • Charleston, SC

Mississippi State

Player	FG	3FG	FT	RB	PF	PT	A	Min
Holman	f 2-4	0-1	2-3	7	1	6	0	28
Kegler	g 3-7	1-2	0-0	5	4	7	0	22
W'Spoon	g 6-18	2-5	5-5	7	0	19	4	35
Ready	g 6-15	1-6	2-2	3	1	15	4	30
Carter	g 2-12	2-8	2-4	2	2	8	2	33
Wright	0-2	0-2	2-2	0	4	2	0	15
Strugg	0-0	0-0	0-0	0	0	0	0	2
Singleton	0-0	0-0	0-0	2	0	0	0	2
Herard	0-2	0-0	2-2	2	4	2	0	18
Datcher	1-2	0-0	0-1	2	5	2	0	15
TOTALS	20-62	6-24	15-20	35	21	61	10	200

Central Florida

Player	FG	3FG	FT	RB	PF	PT	A	Min
Efianayi	f 7-14	2-6	3-5	7	2	19	2	29
Banyard	f 3-6	1-2	1-4	13	2	8	2	33
Fall	c 13-17	0-0	0-4	12	2	26	1	27
Taylor	g 5-14	1-3	6-6	7	1	17	10	35
Williams	g 3-7	1-4	3-3	3	2	10	1	33
Mumin	0-0	0-0	0-0	0	0	0	0	10
Stephenson	0-1	0-0	0-0	1	0	0	0	2
Brown	1-3	0-0	4-4	4	5	6	0	11
Laing	0-2	0-0	0-0	1	2	0	2	20
TOTALS	32-64	5-15	17-26	49	16	86	18	200

Halftime: MSU 33, UCF 53. FG%: MSU 32.3%, UCF 50.0%. 3FG%: MSU 25.0%, UCF 33.3%. FT%: MSU 75.0%, UCF 65.4%. Turnovers: MSU 10 (Kegler 3), UCF 10 (Efianayi 5). Blocked Shots: MSU 5 (Datcher 3), UCF 3 (Fall 3). Steals: MSU 8 (Kegler, Carter 2), UCF 4 (Taylor 2). Officials: John Higgins, Les Jones, Paul Janssen. Attendance: 3,430.

Game 3 — Nov. 18, 2016

Mississippi State	80
Boise State	68

TD Arena • Charleston, SC

Mississippi State

Player	FG	3FG	FT	RB	PF	PT	A	Min
Holman	f 6-13	0-4	0-0	5	1	12	0	24
Kegler	g 4-6	2-4	2-3	4	2	12	0	26
W'Spoon	g 9-12	1-3	6-7	4	1	25	2	35
Ready	g 5-9	1-2	2-3	3	2	13	6	27
Carter	g 4-10	1-4	6-6	2	2	15	1	30
Peters	0-4	0-3	0-0	1	3	0	1	14
Wright	0-1	0-1	2-2	0	2	2	3	15
Herard	0-1	0-0	0-0	7	2	0	0	18
Datcher	0-1	0-0	1-2	4	1	1	0	11
TOTALS	28-57	5-21	19-23	35	16	80	13	200

Boise State

Player	FG	3FG	FT	RB	PF	PT	A	Min
Duncan	f 4-8	4-8	0-0	0	3	12	0	19
Wacker	f 1-1	0-0	0-1	3	2	2	3	22
Jessup	g 1-6	1-5	2-2	1	2	5	0	25
Hutchison	g 5-7	0-1	3-3	6	4	13	0	24
Reid	g 1-5	0-4	0-0	2	1	2	1	18
Dickinson	2-3	1-2	0-0	2	0	5	0	13
Jorch	3-3	0-0	0-0	0	3	6	0	9
Haney	2-4	1-2	1-2	6	0	6	0	22
Oluyitan	0-0	0-0	0-0	0	1	0	0	2
Austin	6-9	0-1	1-2	1	3	13	2	20
Hobbs	2-9	0-2	0-0	4	4	4	4	26
TOTALS	27-55	7-25	7-10	27	23	68	10	200

Halftime: MSU 37, BSU 29. FG%: MSU 49.1%, BSU 49.1%. 3FG%: MSU 23.8%, BSU 28.0%. FT%: MSU 82.6%, BSU 70.0%. Turnovers: MSU 10 (Kegler 3), BSU 17 (Oluyitan 4). Blocked Shots: MSU 0, BSU 1 (Wacker). Steals: MSU 13 (Waetherspoon 4), BSU 3 (Hobbs 2). Officials: Antinio Petty, Mike Stuart, Jeb Hartness. Attendance: 3,517.

Game 4 — Nov. 20, 2016

Mississippi State	61
UTEP	54

TD Arena • Charleston, SC

UTEP

Player	FG	3FG	FT	RB	PF	PT	A	Min
Flaggert	f 1-8	1-8	0-0	4	3	3	3	33
Thomas	f 3-7	0-0	1-1	5	4	7	0	24
Willms	c 3-7	0-0	6-12	11	2	12	2	32
Harris	g 3-9	1-4	1-2	4	2	8	1	30
Artis	g 6-14	1-6	2-3	5	4	15	3	39
Touchet	2-4	1-3	0-0	1	1	5	1	17
Barrett	0-1	0-1	0-0	0	0	0	0	16
Jones	1-1	0-0	2-2	1	2	4	0	9
TOTALS	19-51	4-22	12-20	34	18	54	10	200

Mississippi State

Player	FG	3FG	FT	RB	PF	PT	A	Min
Holman	f 8-10	0-1	2-2	4	5	18	0	23
Kegler	g 2-10	0-4	2-2	8	1	6	0	27
W'Spoon	g 2-9	0-2	5-7	3	3	9	2	36
Ready	g 2-6	0-1	2-2	2	3	6	3	30
Carter	g 3-7	3-6	0-0	6	1	9	1	26
Peters	4-6	4-5	1-1	1	3	13	4	23
Wright	0-3	0-1	0-0	1	0	0	0	10
Herard	0-1	0-0	0-0	5	3	0	2	20
Datcher	0-0	0-0	0-0	0	1	0	0	5
TOTALS	21-52	7-20	12-14	34	20	61	12	200

Halftime: MSU 33, UTEP 33. FG%: MSU 40.4%, UTEP 37.3%. 3FG%: MSU 35.0%, UTEP 18.2%. FT%: MSU 85.7%, UTEP 60.0%. Turnovers: MSU 8 (Ready 3), UTEP 12 (Flaggert, Thomas 3). Blocked Shots: MSU 1 (Wright 1), UTEP 2 (Thomas, Willms 1). Steals: MSU 5 (Holman, Waetherspoon 2), UTEP 2 (Artis 2). Officials: Paul Janssen, Les Jones, John Gaffney. Attendance: 1,293.

Game 5 — Nov. 25, 2016

Lehigh	87
Mississippi State	73

Humphrey Coliseum • Starkville, MS

Lehigh

Player	FG	3FG	FT	RB	PF	PT	A	Min
Holba	f 4-8	1-3	2-2	8	1	11	3	34
Kempton	c 5-11	0-2	3-3	7	4	13	1	26
Ross	g 7-11	3-5	1-1	2	2	18	5	33
Leufroy	g 8-11	2-3	0-0	4	1	18	4	35
Price	g 5-10	4-6	0-0	4	2	14	2	28
Cohen	0-2	0-1	0-0	6	2	0	1	14
Andree	4-12	1-6	2-2	3	1	11	0	18
Alston	1-1	0-0	0-0	1	1	2	0	12
TOTALS	34-66	11-26	8-8	39	14	87	16	200

Mississippi State

Player	FG	3FG	FT	RB	PF	PT	A	Min
Holman	f 4-6	0-0	2-2	4	4	10	2	24</

Game 6 — Nov. 28, 2016

Mississippi State 65
Northwestern State 59

Humphrey Coliseum • Starkville, MS

Northwestern State

Player	FG	3FG	FT	RB	PF	PT	A	Min
Lane c	2-6	0-0	2-3	3	2	6	0	26
Joseph g	3-7	1-2	0-0	6	4	7	1	33
Hall g	2-7	0-0	2-2	4	4	6	5	32
Thompson g	2-5	2-5	0-0	5	3	6	1	31
Woodley g	10-19	5-9	3-3	6	1	28	0	35
Sweeney	1-3	0-2	1-2	3	0	3	1	12
Boyd	0-3	0-1	0-0	2	1	0	0	12
Kissoonlal	1-2	1-2	0-0	2	2	3	0	10
Metoyer	0-1	0-0	0-0	0	1	0	0	3
Bell	0-1	0-0	0-0	0	0	0	0	3
Hamilton	0-0	0-0	0-0	0	0	0	0	3
TOTALS	21-54	9-21	8-10	33	18	59	8	200

Mississippi State

Player	FG	3FG	FT	RB	PF	PT	A	Min
Holman f	4-6	0-1	5-6	7	0	13	0	26
Wright g	4-5	0-1	3-5	7	4	11	1	32
Kegler g	4-12	0-3	0-0	2	2	8	0	30
Ready g	4-6	1-1	5-7	3	1	14	6	34
Carter g	4-15	0-7	2-2	3	2	10	2	37
Strugg	0-1	0-0	0-0	0	1	0	0	4
Singleton	2-4	1-2	0-0	1	1	5	0	13
Herard	1-1	0-0	0-0	4	1	2	0	16
Datcher	1-2	0-0	0-0	3	1	2	0	8
TOTALS	24-52	2-15	15-20	31	13	65	9	200

Halftime: MSU 28, NWST 28. FG%: MSU 46.2%, NWST 38.9%. 3FG%: MSU 13.3%, NWST 42.9%. FT%: MSU 75.0%, NWST 80.0%. Turnovers: MSU 13 (Ready 5), NWST 19 (Five players with 3). Blocked Shots: MSU 7 (Holman 5), NWST 0. Steals: MSU 11 (Ready 5), NWST 5 (Hall). Officials: Kipp Kissingner, Ray Natili, Jason Baker. Attendance: 6070.

Game 7 — Dec. 1, 2016

Mississippi State 74
Oregon State 57

Humphrey Coliseum • Starkville, MS

Oregon State

Player	FG	3FG	FT	RB	PF	PT	A	Min
Eubanks f	0-4	0-0	5-6	12	1	5	0	33
N'diaye c	4-7	0-0	2-2	2	1	10	0	19
McLaughlin g	4-8	4-6	0-1	2	2	12	1	33
Thompson g	9-16	1-5	1-1	2	2	20	1	30
Stacy g	2-2	0-0	1-1	0	4	5	4	22
Dew	0-1	0-0	0-0	1	2	0	0	5
Dahlen	0-0	0-0	0-0	3	5	0	1	12
Sanders	0-0	0-0	0-0	0	1	0	0	7
Muller	0-1	0-1	0-0	0	1	0	1	11
Rakocevic	0-3	0-0	0-0	0	0	0	0	9
Manuel	2-3	1-1	0-0	0	0	5	0	19
TOTALS	21-45	6-13	9-11	24	19	57	8	200

Mississippi State

Player	FG	3FG	FT	RB	PF	PT	A	Min
Holman f	2-7	1-1	2-2	7	1	7	1	26
Kegler g	4-5	2-2	2-3	3	1	12	1	28
W'Spoon g	6-7	4-5	5-6	4	3	21	0	30
Ready g	2-6	0-3	0-0	1	1	4	5	28
Carter g	2-6	1-2	3-4	3	0	8	0	25
Peters	3-6	2-3	2-2	1	4	10	3	15
Wright	3-4	1-2	3-4	3	1	10	1	19
Strugg	0-0	0-0	0-0	1	0	0	0	1
Davis	0-1	0-1	0-0	0	0	0	0	1
Singleton	0-0	0-0	0-0	0	0	0	0	1
Washington	0-0	0-0	0-0	0	1	0	0	1
Herard	0-2	0-0	2-4	4	2	2	0	21
Datcher	0-0	0-0	0-0	0	3	0	0	4
TOTALS	22-44	11-19	19-25	29	17	74	11	200

Halftime: MSU 45, OSU 19. FG%: MSU 50.0%, OSU 46.7%. 3FG%: MSU 57.9%, OSU 46.2%. FT%: MSU 76.0%, OSU 81.8%. Turnovers: MSU 17 (Weatherspoon, Ready 4), OSU 21 (Four with 4). Blocked Shots: MSU 2 (Holman, Carter), OSU 3 (N'diaye 2). Steals: MSU 17 (Ready 5), OSU 4 (McLaughlin 2). Officials: Antinio Petty, Keith Kimble, Gerry Pollard. Attendance: 7684.

Game 8 — Dec. 4, 2016

Mississippi State 82
Georgia State 60

Humphrey Coliseum • Starkville, MS

Georgia State

Player	FG	3FG	FT	RB	PF	PT	A	Min
Hollowell f	2-5	0-1	0-0	7	3	4	1	26
Clayton f	3-5	0-0	0-0	3	2	6	2	22
Benlevi g	0-2	0-0	0-0	4	2	0	1	14
Williams g	6-12	4-8	0-1	5	1	16	1	27
Simonds g	2-5	0-3	3-3	5	0	7	0	23
Dennis	4-6	0-0	0-0	1	0	8	0	18
Donaldson	0-3	0-0	0-0	0	0	0	4	13
Clerkley	0-1	0-0	0-0	1	0	0	0	2
Seymour	4-8	2-2	0-0	1	1	10	0	20
Session	3-9	0-1	0-0	5	1	6	1	16
Mitchell	1-5	0-3	1-2	0	2	3	0	10
Thomas	0-1	0-1	0-0	2	3	0	0	9
TOTALS	25-62	6-19	4-6	37	15	60	10	200

Mississippi State

Player	FG	3FG	FT	RB	PF	PT	A	Min
Holman f	3-7	0-1	1-2	4	3	7	0	15
Kegler g	6-13	4-8	0-0	4	1	16	3	30
W'Spoon g	5-12	2-8	2-2	3	4	14	3	27
Ready g	5-8	1-3	0-0	3	3	11	5	30
Carter g	0-3	0-2	2-2	3	1	2	2	24
Peters	9-12	6-9	0-0	6	2	24	4	26
Wright	0-4	0-2	0-0	2	0	0	0	16
Strugg	0-1	0-1	0-0	1	0	0	0	1
Davis	0-0	0-0	0-0	0	0	0	0	2
Singleton	0-1	0-0	0-0	0	1	0	0	2
Washington	0-0	0-0	0-0	0	0	0	0	2
Herard	3-4	0-0	2-3	7	0	8	0	18
Datcher	0-1	0-0	0-0	0	0	0	0	7
TOTALS	31-66	13-34	7-9	37	15	82	17	200

Halftime: MSU 44, GSU 36. FG%: MSU 47.0%, GSU 40.3%. 3FG%: MSU 38.2%, GSU 31.6%. FT%: MSU 77.8%, GSU 66.7%. Turnovers: MSU 11 (Weatherspoon, 3), GSU 18 (Hollowell, 4). Blocked Shots: MSU 4 (Herard, 2), GSU 5 (Hollowell, 3). Steals: MSU 9 (Weatherspoon, 4), GSU 3 (Three with 1). Officials: Tony Greene, Orlando Poole, Ken Washington. Attendance: 6,805.

Game 9 — Dec. 14, 2016

East Tennessee State 67
Mississippi State 65

Humphrey Coliseum • Starkville, MS

East Tennessee State

Player	FG	3FG	FT	RB	PF	PT	A	Min
Banks f	0-0	0-0	0-0	1	2	0	0	18
Perea f	2-5	0-1	1-2	7	2	5	0	24
Cromer g	6-14	2-6	0-0	1	1	14	1	30
Bradford g	6-11	1-2	2-3	4	3	15	2	34
M'weather g	3-6	0-1	2-2	3	4	8	0	21
Payne	4-7	1-3	0-0	1	2	9	0	14
Burrell	3-4	2-2	0-0	6	4	8	0	15
Williams	1-2	1-2	0-0	0	1	3	0	12
Jurkin	0-3	0-0	0-1	3	1	0	0	9
Long	0-2	0-2	0-2	1	2	0	1	9
Glass	1-5	0-0	3-4	7	0	5	1	14
TOTALS	26-59	7-19	8-14	36	22	67	5	200

Mississippi State

Player	FG	3FG	FT	RB	PF	PT	A	Min
Holman f	7-10	1-3	2-3	6	3	17	0	30
Kegler g	5-7	1-2	1-3	8	3	12	1	35
W'Spoon g	3-14	0-4	7-8	7	2	13	1	32
Ready g	0-4	0-1	0-0	2	1	0	4	33
Carter g	3-4	1-1	0-0	0	1	7	1	18
Peters	3-10	3-7	1-2	1	4	10	2	22
Wright	1-1	0-0	2-4	0	2	4	0	12
Herard	0-3	0-0	0-0	3	0	0	0	12
Datcher	1-2	0-0	0-0	4	1	2	0	6
TOTALS	23-55	6-18	13-20	35	17	65	9	200

Halftime: ETSU 31, MSU 29. FG%: MSU 41.8%, ETSU 44.1%. 3FG%: MSU 33.3%, ETSU 36.8%. FT%: MSU 65.0%, ETSU 57.1%. Turnovers: MSU 14 (Ready 4), ETSU 12 (Merriweather 3). Blocked Shots: MSU 5 (Holman 4), ETSU 4 (Jurkin 2). Steals: MSU 4 (Peters 3), ETSU 4 (Merriweather 2). Officials: Anthony Jordan, Sean Casey, Patrick Evans. Attendance 6479.

Game 10 — Dec. 19, 2016

Mississippi State 86
Southern Miss 44

Mississippi Coliseum • Jackson, MS

Southern Miss

Player	FG	3FG	FT	RB	PF	PT	A	Min
Watts f	3-5	0-1	3-4	4	4	9	1	26
Rowe f	3-5	1-3	0-1	2	2	7	1	26
Campbell g	1-8	0-3	0-0	6	2	2	0	28
Ramey g	1-5	0-3	0-0	0	1	2	0	17
Holland g	1-8	1-5	0-0	2	2	3	0	28
Edwards	0-7	0-1	2-2	5	0	2	1	24
Richardson	1-3	1-3	0-0	2	2	3	1	12
Thomas	1-5	1-3	0-0	1	0	3	1	6
Clark	1-1	1-1	0-0	0	0	3	0	4
Conley	2-3	0-0	2-2	1	0	6	0	4
Davis	1-13	0-3	2-2	9	0	4	0	19
W'Spoon	0-2	0-0	0-0	0	0	0	1	6
TOTALS	15-65	5-26	9-11	37	13	44	6	200

Mississippi State

Player	FG	3FG	FT	RB	PF	PT	A	Min
Holman f	2-7	0-2	1-1	11	0	5	0	20
Kegler g	2-6	1-4	0-0	7	3	5	1	19
W'Spoon g	4-8	4-4	4-4	1	2	16	2	26
Ready g	3-5	0-0	0-0	4	0	6	8	25
Carter g	3-5	3-5	2-2	4	0	11	1	22
Peters	5-11	4-7	1-1	3	3	15	5	23
Stapleton	3-5	2-2	0-0	1	2	8	0	11
Strugg	1-2	1-2	0-0	0	1	3	0	6
Davis	2-3	2-2	0-0	0	0	6	1	5
Singleton	0-1	0-1	0-0	0	0	0	1	6
Washington	0-0	0-0	0-0	0	0	0	0	6
Herard	3-4	0-0	1-4	12	2	7	2	23
Datcher	1-2	0-0	2-2	3	3	4	0	8
TOTALS	29-59	17-29	11-14	46	16	86	21	200

Halftime: MSU 39, USM 25. FG%: MSU 49.2%, USM 23.1%. 3FG%: MSU 58.6%, USM 19.2%. FT%: MSU 78.6%, USM 81.8%. Turnovers: MSU 14 (Strugg, 3), USM 15 (Watts, 4). Blocked Shots: MSU 11 (Four with 2), USM 1 (Davis). Steals: MSU 9 (Ready, 4), USM 6 (Edwards 2). Officials: Don Daily, Orlandis Poole, Alfred Smith. Attendance: 4031.

Game 11 — Dec. 22, 2016

Mississippi State 85
Morehead State 76

Humphrey Coliseum • Starkville, MS

Morehead State

Player	FG	3FG	FT	RB	PF	PT	A	Min
Williams f	3-4	0-0	0-0	2	2	6	1	20

Game 12 — Dec. 29, 2016

Mississippi State 77
UMKC 54

Humphrey Coliseum • Starkville, MS

UMKC	Player	FG	3FG	FT	RB	PF	PT	A	Min
	Steward	f 4-13	0-4	7-8	4	1	15	0	34
	Clark	f 3-7	0-0	0-0	3	2	6	1	13
	Tillman	c 0-0	0-0	0-0	8	1	0	0	24
	Boyd	g 3-14	2-6	6-7	5	4	14	0	28
	Robinson	g 0-1	0-0	0-0	1	1	0	1	9
	Bishop	2-6	2-5	0-1	0	1	6	0	16
	King	1-2	0-1	1-2	2	0	3	1	13
	Ross	3-9	1-7	0-2	5	1	7	2	20
	Giles	0-0	0-0	0-0	0	2	0	0	8
	Leach	0-0	0-0	0-0	1	1	0	1	5
	Newbill	1-6	0-1	1-2	4	2	3	1	22
	Leek	0-2	0-2	0-0	1	3	0	0	8
TOTALS	17-60	5-26	15-22	38	19	54	7	200	

Mississippi State	Player	FG	3FG	FT	RB	PF	PT	A	Min
	Holman	f 1-3	0-0	0-1	6	3	2	3	21
	Kegler	g 2-8	2-4	2-3	7	1	8	0	25
	W'Spoon	g 9-15	5-8	2-5	7	2	25	4	25
	Ready	g 3-6	0-2	0-0	2	1	6	5	25
	Carter	g 4-9	3-4	0-0	4	0	11	0	27
	Peters	3-5	0-1	1-3	1	5	7	2	22
	Wright	0-0	0-0	0-0	2	1	0	0	14
	Stapleton	3-7	1-3	2-4	2	1	9	1	18
	Strugg	0-0	0-0	0-0	1	0	0	0	1
	Davis	1-1	0-0	0-0	0	0	2	0	2
	Washington	1-2	0-1	0-0	0	2	0	0	2
	Herard	2-2	0-0	1-2	8	2	5	0	15
	Datcher	0-0	0-0	0-0	2	2	0	0	3
TOTALS	29-58	11-23	8-18	46	18	77	15	200	

Halftime: MSU 44, UMKC 28. FG%: MSU 50.0%, UMKC 28.3%. 3FG%: MSU 47.8%, UMKC 19.2%. FT%: MSU 44.4%, UMKC 68.2%. Turnovers: MSU 15 (Holman, 3), UMKC 13 (Boyd, Newbill 3). Blocked Shots: MSU 5 (Holman 3), UMKC 1 (Clark). Steals: MSU 6 (Stapleton, Kegler 2), UMKC 5 (Steward, Boyd 2). Officials: Byron Jarrett, Patrick Evans, Glenn Tuitt. Attendance: 7109.

Game 13 — Jan. 3, 2017

Alabama 68
Mississippi State 58

Humphrey Coliseum • Starkville, MS

Alabama	Player	FG	3FG	FT	RB	PF	PT	A	Min
	Key	f 3-5	1-2	2-2	6	4	9	1	20
	Hall	f 3-5	0-0	0-1	5	1	6	0	20
	Norris	g 3-9	1-4	4-4	2	4	11	1	32
	Johnson	g 5-15	1-4	2-2	5	3	13	0	32
	Ingram	g 4-8	0-0	5-6	9	1	13	4	35
	Collins	1-4	0-1	0-0	2	0	2	18	
	Taylor	3-4	0-0	3-3	3	4	9	0	19
	Hale	1-3	0-2	0-2	2	1	2	0	8
	Olaniyan	1-1	0-0	1-2	6	2	3	1	16
TOTALS	24-54	3-13	17-22	43	20	68	9	200	

Mississippi State	Player	FG	3FG	FT	RB	PF	PT	A	Min
	Herard	f 0-1	0-0	4-4	5	4	4	0	16
	Stapleton	g 2-5	0-2	1-2	1	2	5	0	14
	Kegler	g 4-9	0-5	4-6	7	2	12	0	33
	W'Spoon	g 2-11	1-6	2-2	5	4	7	2	33
	Ready	g 2-5	0-0	2-2	1	1	6	3	34
	Peters	4-9	1-4	0-0	1	5	9	4	21
	Wright	0-0	0-0	0-0	0	0	0	0	1
	Carter	4-7	2-3	0-0	1	0	10	1	23
	Holman	1-5	0-1	3-4	5	4	5	1	25
TOTALS	19-52	4-21	16-20	26	22	58	11	200	

Halftime: UA 32, MSU 20. FG%: MSU 36.5%, UA 44.4%. 3FG%: MSU 19.0%, UA 23.1%. FT%: MSU 80.0%, UA 77.3%. Turnovers: MSU 13 (Weatherspoon, Herard 4), UA 16 (Key 5). Blocked Shots: MSU 4 (Holman 4), UA 3 (Three players with 1). Steals: MSU 7 (Ready, Peters 2), UA 3 (Key, 3). Officials: Doug Simons, Roger Ayers, Bart Lemox. Attendance 7452.

Game 14 — Jan. 7, 2017

Mississippi State 95
LSU 78

Maravich Assembly Center • Baton Rouge, LA

Mississippi State	Player	FG	3FG	FT	RB	PF	PT	A	Min
	Herard	f 4-6	0-0	0-0	4	1	8	1	17
	Holman	f 4-9	2-3	7-9	9	1	17	1	26
	Peters	g 4-10	2-5	5-6	1	2	15	5	27
	Kegler	g 2-7	2-5	5-6	7	3	11	0	27
	W'Spoon	g 6-11	1-3	1-2	7	2	14	1	33
	Wright	4-4	1-1	0-2	0	1	9	0	11
	Stapleton	2-3	0-1	0-0	0	0	4	0	4
	Ready	5-6	3-4	0-0	6	2	13	8	26
	Carter	0-1	0-0	0-0	2	0	0	1	15
	Datcher	2-4	0-0	0-0	2	3	4	0	14
TOTALS	33-61	11-21	18-25	40	15	95	17	200	

LSU	Player	FG	3FG	FT	RB	PF	PT	A	Min
	Reath	f 8-14	1-3	2-3	13	3	19	1	32
	Epps	f 1-3	0-1	0-0	4	2	2	1	18
	Sampson	g 3-10	0-5	0-0	0	1	6	0	19
	Blakeney	g 6-11	1-4	4-7	4	3	17	2	31
	Mays	g 4-8	2-3	0-0	3	2	10	5	23
	Robinson	0-0	0-0	0-0	0	1	0	0	2
	Haywood	2-3	2-2	2-2	1	3	8	0	14
	Jenkins	2-6	1-2	0-0	1	0	5	0	13
	Patterson	2-9	2-6	0-1	3	0	6	6	27
	Bridgewater	0-0	0-0	1-2	1	0	1	0	1
	Sims	1-8	0-1	2-2	5	1	4	0	20
TOTALS	29-72	9-27	11-17	39	17	78	15	200	

Halftime: MSU 52, LSU 33. FG%: MSU 54.1%, LSU 40.3%. 3FG%: MSU 50.0%, LSU 33.3%. FT%: MSU 72.0%, LSU 64.7%. Turnovers: MSU 14 (Weatherspoon, 6), LSU 14 (Epps 4). Blocked Shots: MSU 6 (Three with 2), LSU 5 (Reath 3). Steals: MSU 7 (Weatherspoon 3), LSU 4 (Mays 2). Officials: Antinino Petty, Brian Shey, Sean Casey. Attendance 7626.

Game 15 — Jan. 10, 2017

Mississippi State 84
Arkansas 78

Bud Walton Arena • Fayetteville, AR

Mississippi State	Player	FG	3FG	FT	RB	PF	PT	A	Min
	Holman	f 5-10	1-2	2-4	11	1	13	1	29
	Herard	c 1-3	0-0	2-5	4	3	4	0	15
	Peters	g 5-12	4-10	0-0	3	1	14	2	30
	Kegler	g 2-5	0-2	3-6	3	4	7	5	28
	W'Spoon	g 8-11	6-7	3-4	6	2	25	2	34
	Wright	1-2	0-0	0-0	2	1	2	0	3
	Stapleton	1-4	0-2	6-7	7	2	8	0	14
	Ready	1-3	6-6	6-6	3	1	8	4	30
	Carter	1-4	1-3	0-0	0	1	3	0	10
	Datcher	0-1	0-0	0-0	2	1	0	0	7
TOTALS	25-55	12-26	22-32	41	17	84	14	200	

LSU	Player	FG	3FG	FT	RB	PF	PT	A	Min
	Cook	f 1-3	0-0	1-2	3	2	3	1	11
	Kingsley	f 7-12	1-2	4-6	4	5	19	0	29
	Barford	g 4-8	0-3	2-3	5	3	10	1	23
	Macon	g 3-7	1-4	1-1	1	2	8	2	24
	Watkins	g 1-2	0-0	0-0	0	1	2	2	18
	Thompson	0-0	0-0	0-0	2	3	0	3	10
	Bailey	0-0	0-0	0-0	0	0	0	0	1
	Hannahs	6-13	3-7	2-2	3	2	17	1	27
	Thomas	2-4	0-0	4-8	7	1	8	0	26
	Jones	0-1	0-1	0-0	0	0	0	0	5
	Beard	4-9	2-4	1-1	2	2	11	2	26
TOTALS	28-59	7-21	15-23	29	21	78	12	200	

Halftime: MSU 40, AR 34. FG%: MSU 45.5%, AR 47.5%. 3FG%: MSU 46.2%, AR 33.3%. FT%: MSU 68.8%, AR 65.2%. Turnovers: MSU 16 (Herard, Ready 4), AR 9 (Kingsley, Macon 2). Blocked Shots: MSU 2 (Holman, Datcher), AR 0. Steals: MSU 8 (Ready 5), AR 9 (Three with 2). Officials: Joe DeRosa, Pat Adams, Lee Cassell. Attendance 15,111.

Game 16 — Jan. 14, 2017

Mississippi State 67
Texas A&M 59

Humphrey Coliseum • Starkville, MS

Texas A&M	Player	FG	3FG	FT	RB	PF	PT	A	Min
	Hogg	f 5-13	0-2	3-5	8	2	13	3	39
	Davis	f 7-12	0-0	2-3	5	4	16	0	22
	Williams	f 6-11	0-1	0-3	6	5	12	0	27
	Morelos	c 2-7	1-6	4-4	8	1	9	4	32
	Collins	g 0-1	0-1	0-0	2	1	0	3	35
	Eubanks	0-0	0-0	0-0	0	1	0	0	2
	Vila	0-2	0-2	0-0	1	1	0	0	7
	Gilder	2-3	0-1	2-3	1	1	6	0	17
	Hampton	0-1	0-1	0-0	1	1	0	0	10
	Miller	1-2	0-0	1-2	3	2	3	0	9
TOTALS	23-52	1-14	12-20	38	19	59	10	200	

Mississippi State	Player	FG	3FG	FT	RB	PF	PT	A	Min
	Holman	f 4-7	0-0	6-8	4	4	16	0	24
	Herard	f 5-5	1-2	2-2	5	4	11	0	33
	Peters	g 1-7	1-5	11-11	2	1	14	4	30
	Kegler	g 1-7	0-2	2-5	5	1	4	0	28
	W'Spoon	g 5-8	3-5	0-0	1	2	13	1	33
	Wright	0-0	0-0	0-0	0	0	0	0	3
	Stapleton	1-2	0-0	1-2	0	4	3	0	7
	Ready	2-4	0-1	2-2	3	1	6	5	28
	Carter	0-3	0-3	0-0	0	0	0	0	6
	Datcher	0-1	0-0	0-0	0	4	0	1	7
TOTALS	19-44	5-18	24-30	23	21	67	11	200	

Halftime: MSU 25, TAMU 24. FG%: MSU 43.2%, TAMU 44.2%. 3FG%: MSU 27.8%, TAMU 7.1%. FT%: MSU 80.0%, TAMU 60.0%. Turnovers: MSU 13 (Peters 3), TAMU 22 (Hogg 6). Blocked Shots: MSU 5 (Holman 3), TAMU 5 (Williams 2). Steals: MSU 11 (Peters 5), TAMU 5 (Hogg 2). Officials: Tony Greene, Patrick Evans, Bart Lenox. Attendance 8,588.

Game 17 — Jan. 17, 2017

Kentucky 87
Mississippi State 81

Humphrey Coliseum • Starkville, MS

Kentucky									
Player		FG	3FG	FT	RB	PF	PT	A	Min
Adebayo	f	2-2	0-0	1-2	4	4	5	1	20
Gabriel	f	5-5	3-3	0-1	8	3	13	2	20
Fox	g	8-15	0-3	5-9	5	0	21	5	36
Monk	g	5-14	0-3	4-6	3	1	14	4	34
Briscoe	g	4-14	0-3	4-4	4	4	12	3	31
Jones		0-0	0-0	0-0	0	2	0	0	1
Mulder		0-1	0-1	0-0	1	0	0	1	5
Wynyard		0-0	0-0	1-2	1	1	1	0	5
Humphries		2-5	0-0	0-0	2	5	4	0	10
Hawkins		2-3	1-1	0-0	2	1	5	0	16
Willis		5-6	3-4	0-0	5	3	13	0	22
TOTALS		33-65	7-18	15-24	38	24	88	16	200

2016-17 Mississippi State Basketball
Mississippi State Combined Team Statistics (as of Jan 17, 2017)
All games

RECORD:	OVERALL	HOME	AWAY	NEUTRAL
ALL GAMES	12-5	7-4	2-0	3-1
CONFERENCE	3-2	1-2	2-0	0-0
NON-CONFERENCE	9-3	6-2	0-0	3-1

#	Player	gp-gs	min	avg	Total		3-Point		F-Throw		Rebounds								a	to	blk	stl	pts	avg						
					fg-fga	fg%	3fg-fga	3fg%	ft-fa	ft%	off	def	tot	avg	pf	dq														
11	Q Weatherspoon	15-15	472	31.5	90-181	.497	33-73	.452	52-66	.788	23	46	69	4.6	36	1	31	34	5	31	265	17.7								
01	Lamar Peters	15-5	359	23.9	55-125	.440	33-77	.429	27-34	.794	4	28	32	2.1	41	2	42	28	3	14	170	11.3								
35	Aric Holman	17-16	432	25.4	63-122	.516	7-25	.280	37-52	.712	36	76	112	6.6	38	1	13	27	39	14	170	10.0								
15	IJ Ready	17-13	508	29.9	60-123	.488	10-32	.313	35-41	.854	5	42	47	2.8	22	0	82	31	0	32	165	9.7								
04	Mario Kegler	17-16	474	27.9	56-138	.406	19-61	.311	29-50	.580	19	77	96	5.6	37	0	15	29	3	11	160	9.4								
23	Tyson Carter	17-12	396	23.3	43-113	.381	25-65	.385	23-26	.885	2	35	37	2.2	15	0	16	9	2	14	134	7.9								
03	Xavian Stapleton	8-2	100	12.5	18-38	.474	5-16	.313	12-17	.706	4	10	14	1.8	18	1	1	5	3	10	53	6.6								
34	Schnider Herard	17-5	285	16.8	27-48	.563	0-0	.000	22-42	.524	27	56	83	4.9	37	1	5	27	5	1	76	4.5								
02	Eli Wright	16-1	193	12.1	14-34	.412	2-13	.154	14-21	.667	5	13	18	1.1	22	0	5	6	1	7	44	2.8								
12	Drew Davis	4-0	10	2.5	3-5	.600	2-3	.667	0-0	.000	0	0	0	0.0	0	0	1	2	0	0	8	2.0								
45	E.J. Datcher	16-0	121	7.6	7-18	.389	0-0	.000	3-6	.500	8	22	30	1.9	33	1	1	4	12	4	17	1.1								
13	Nick Singleton	5-0	24	4.8	2-6	.333	1-3	.333	0-0	.000	1	2	3	0.6	2	0	1	1	1	1	5	1.0								
05	Joe Strugg	6-0	15	2.5	1-4	.250	1-3	.333	0-0	.000	0	3	3	0.5	2	0	0	4	0	0	3	0.5								
20	Miles Washington	4-0	11	2.8	1-2	.500	0-1	.000	0-0	.000	0	0	0	0.0	1	0	0	0	1	0	2	0.5								
Team											20	27	47												8					
Total.....		0	3400		440-957	.460	138-372	.371	254-355	.715	154	437	591	0.0	304	7	213	215	75	139	1272	0.0								
Opponents.....		0	3400		428-996	.430	106-339	.313	195-283	.689	185	423	608	0.0	321	-	181	254	46	77	1157	0.0								

TEAM STATISTICS	MS	OPP	Date	Opponent	Score	Att.
SCORING	1272	1157	11-11-16	NORFOLK STATE	w 78-74	4467
Points per game	74.8	68.1	11-17-16	vs UCF	L 61-86	3430
Scoring margin	+6.8	-	11-18-16	vs Boise State	w 80-68	3517
FIELD GOALS-ATT	440-957	428-996	11-20-16	vs UTEP	w 61-54	1293
Field goal pct	.460	.430	11-25-16	LEHIGH	L 73-87	6697
3 POINT FG-ATT	138-372	106-339	11-28-16	NORTHWESTERN STATE	w 65-59	6070
3-point FG pct	.371	.313	12-01-16	OREGON STATE	w 74-57	7684
3-pt FG made per game	8.1	6.2	12-04-16	GEORGIA STATE	w 82-60	6805
FREE THROWS-ATT	254-355	195-283	12-14-16	EAST TENNESSEE STATE	L 65-67	6479
Free throw pct	.715	.689	12-19-16	vs USM	w 86-44	4031
F-Throws made per game	14.9	11.5	12-22-16	MOREHEAD STATE	w 85-76	8328
REBOUNDS	591	608	12-29-16	MISSOURI-KANSAS CITY	w 77-54	7109
Rebounds per game	34.8	35.8	* 01-03-17	ALABAMA	L 58-68	7452
Rebounding margin	-1.0	-	* 01-07-17	at LSU	w 95-78	7626
ASSISTS	213	181	* 01-10-17	at Arkansas	w 84-78	15111
Assists per game	12.5	10.6	* 01-14-17	TEXAS A&M	w 67-59	8588
TURNOVERS	215	254	* 01-17-17	KENTUCKY	L 81-88	9768
Turnovers per game	12.6	14.9	* - Conference game			
Turnover margin	+2.3	-				
Assist/turnover ratio	1.0	0.7				
STEALS	139	77				
Steals per game	8.2	4.5				
BLOCKS	75	46				
Blocks per game	4.4	2.7				
ATTENDANCE	79447	35008				
Home games-Avg/Game	11-7222	2-11368				
Neutral site-Avg/Game	-	4-3068				

Score by Periods	1st	2nd	Totals
Mississippi State	599	673	1272
Opponents	569	588	1157

2016-17 Mississippi State Basketball
Mississippi State Combined Team Statistics (as of Jan 17, 2017)
Conference games

RECORD:	OVERALL	HOME	AWAY	NEUTRAL
ALL GAMES	3-2	1-2	2-0	0-0
CONFERENCE	3-2	1-2	2-0	0-0
NON-CONFERENCE	0-0	0-0	0-0	0-0

#	Player	gp-gs	min	avg	Total		3-Point		F-Throw		Rebounds												
					fg-fga	fg%	3fg-fga	3fg%	ft-fa	ft%	off	def	tot	avg	pf	dq	a	to	blk	stl	pts	avg	
01	Lamar Peters	5-4	144	28.8	23-54	.426	10-29	.345	21-25	.840	2	12	14	2.8	12	1	17	15	0	8	77	15.4	
11	Q Weatherspoon	5-5	160	32.0	27-53	.509	12-26	.462	8-12	.667	9	13	22	4.4	15	1	8	14	2	11	74	14.8	
35	Aric Holman	5-4	142	28.4	16-35	.457	4-8	.500	14-19	.737	11	23	34	6.8	13	0	5	7	13	3	50	10.0	
04	Mario Kegler	5-5	148	29.6	15-38	.395	3-17	.176	14-25	.560	4	26	30	6.0	13	0	7	9	2	2	47	9.4	
34	Schnider Herard	5-5	83	16.6	13-21	.619	0-0	.000	13-21	.619	10	12	22	4.4	17	1	1	13	0	0	39	7.8	
15	IJ Ready	5-1	147	29.4	11-19	.579	3-5	.600	12-12	1.000	0	13	13	2.6	5	0	21	8	0	10	37	7.4	
03	Xavian Stapleton	5-1	56	11.2	10-22	.455	1-9	.111	10-13	.769	3	5	8	1.6	13	1	0	3	0	4	31	6.2	
02	Eli Wright	5-0	26	5.2	6-8	.750	1-1	1.000	0-2	.000	1	1	2	0.4	4	0	0	0	0	2	13	2.6	
23	Tyson Carter	5-0	61	12.2	5-15	.333	3-9	.333	0-0	.000	0	4	4	0.8	1	0	3	1	0	1	13	2.6	
45	E.J. Datcher	4-0	33	8.3	2-6	.333	0-0	.000	0-0	.000	1	3	4	1.0	10	0	1	1	3	2	4	1.0	
Team											2	7	9	4									
Total.....		5	1000		128-271	.472	37-104	.356	92-129	.713	43	119	162	32.4	103	4	63	75	20	43	385	77.0	
Opponents.....		5	1000		137-302	.454	27-93	.290	70-106	.660	67	120	187	37.4	101	-	62	78	17	26	371	74.2	

TEAM STATISTICS	MS	OPP	Date	Opponent	Score	Att.
SCORING	385	371	* 01-03-17	ALABAMA	L 58-68	7452
Points per game	77.0	74.2	* 01-07-17	at LSU	W 95-78	7626
Scoring margin	+2.8	-	* 01-10-17	at Arkansas	W 84-78	15111
FIELD GOALS-ATT	128-271	137-302	* 01-14-17	TEXAS A&M	W 67-59	8588
Field goal pct	.472	.454	* 01-17-17	KENTUCKY	L 81-88	9768
3 POINT FG-ATT	37-104	27-93	* - Conference game			
3-point FG pct	.356	.290				
3-pt FG made per game	7.4	5.4				
FREE THROWS-ATT	92-129	70-106				
Free throw pct	.713	.660				
F-Throws made per game	18.4	14.0				
REBOUNDS	162	187				
Rebounds per game	32.4	37.4				
Rebounding margin	-5.0	-				
ASSISTS	63	62				
Assists per game	12.6	12.4				
TURNOVERS	75	78				
Turnovers per game	15.0	15.6				
Turnover margin	+0.6	-				
Assist/turnover ratio	0.8	0.8				
STEALS	43	26				
Steals per game	8.6	5.2				
BLOCKS	20	17				
Blocks per game	4.0	3.4				
ATTENDANCE	25808	22737				
Home games-Avg/Game	3-8603	2-11368				
Neutral site-Avg/Game	-	0-0				

Score by Periods	1st	2nd	Totals
Mississippi State	171	214	385
Opponents	169	202	371

2016-17 Mississippi State Basketball
Mississippi State Game-by-Game Highs (as of Jan 17, 2017)
All games

Opponent	Date	Score	Points	Rebounds	Assists	Steals	Blocked shots
NORFOLK STATE	11-11-16	78-74	22-Q Weatherspoon	11-Aric Holman	7-IJ Ready	2-Aric Holman	5-Aric Holman
vs UCF	11-17-16	61-86	19-Q Weatherspoon	7-Aric Holman	4-IJ Ready	2-Tyson Carter	3-E.J. Datcher
				Q Weatherspoon	Q Weatherspoon	Mario Kegler	
vs Boise State	11-18-16	80-68	25-Q Weatherspoon	7-Schnider Herard	6-IJ Ready	4-Q Weatherspoon	None
vs UTEP	11-20-16	61-54	18-Aric Holman	8-Mario Kegler	4-Lamar Peters	2-Q Weatherspoon	1-Eli Wright
						Aric Holman	
LEHIGH	11-25-16	73-87	20-IJ Ready	9-Mario Kegler	5-IJ Ready	2-Tyson Carter	1-E.J. Datcher
							Aric Holman
							Tyson Carter
NORTHWESTERN STATE	11-28-16	65-59	14-IJ Ready	7-Aric Holman	6-IJ Ready	5-IJ Ready	5-Aric Holman
				Eli Wright			
OREGON STATE	12-01-16	74-57	21-Q Weatherspoon	7-Aric Holman	5-IJ Ready	5-IJ Ready	1-Tyson Carter
							Aric Holman
GEORGIA STATE	12-04-16	82-60	24-Lamar Peters	7-Schnider Herard	5-IJ Ready	4-Q Weatherspoon	2-Schnider Herard
EAST TENNESSEE STATE	12-14-16	65-67	17-Aric Holman	8-Mario Kegler	4-IJ Ready	3-Lamar Peters	4-Aric Holman
vs USM	12-19-16	86-44	16-Q Weatherspoon	12-Schnider Herard	8-IJ Ready	4-IJ Ready	2-E.J. Datcher
							Schnider Herard
							Lamar Peters
							Aric Holman
MOREHEAD STATE	12-22-16	85-76	27-Q Weatherspoon	7-Mario Kegler	3-IJ Ready	2-Q Weatherspoon	3-Aric Holman
					Q Weatherspoon	Xavian Stapleton	
MISSOURI-KANSAS CITY	12-29-16	77-54	25-Q Weatherspoon	8-Schnider Herard	5-IJ Ready	2-Xavian Stapleton	3-Aric Holman
						Mario Kegler	
ALABAMA	01-03-17	58-68	12-Mario Kegler	7-Mario Kegler	4-Lamar Peters	2-Lamar Peters	4-Aric Holman
						IJ Ready	
at LSU	01-07-17	95-78	17-Aric Holman	9-Aric Holman	8-IJ Ready	3-Q Weatherspoon	2-Q Weatherspoon
							E.J. Datcher
							Aric Holman
at Arkansas	01-10-17	84-78	25-Q Weatherspoon	11-Aric Holman	5-Mario Kegler	5-IJ Ready	2-Aric Holman
TEXAS A&M	01-14-17	67-59	16-Schnider Herard	5-Mario Kegler	5-IJ Ready	5-Lamar Peters	3-Aric Holman
				Aric Holman			
KENTUCKY	01-17-17	81-88	25-Lamar Peters	8-Mario Kegler	2-Aric Holman	4-Q Weatherspoon	2-Aric Holman
					Mario Kegler		
					Q Weatherspoon		
					Lamar Peters		

2016-17 Mississippi State Basketball
Mississippi State Points-Rebounds-Assists (as of Jan 17, 2017)
All games

Opponent	Date	Score		01 PETERS,LAM	02 WRIGHT,ELI	03 STAPLETON,	04 KEGLER,MAR	05 STRUGG,JOE	11 WEATHERSPO	12 DAVIS,DREW
NORFOLK STATE	11-11-16	78-74	w	0-1-3	0-0-0	DNP	8-2-1	DNP	22-6-2	DNP
vs UCF	11-17-16	61-86	L	DNP	2-0-0	DNP	7-5-0	0-0-0	19-7-4	DNP
vs Boise State	11-18-16	80-68	w	0-1-1	2-0-3	DNP	12-4-0	DNP	25-4-2	DNP
vs UTEP	11-20-16	61-54	w	13-1-4	0-1-0	DNP	6-8-0	DNP	9-3-2	DNP
LEHIGH	11-25-16	73-87	L	11-2-1	2-1-0	DNP	12-9-0	DNP	DNP	DNP
NORTHWESTERN STATE	11-28-16	65-59	w	DNP	11-7-1	DNP	8-2-0	0-0-0	DNP	DNP
OREGON STATE	12-01-16	74-57	w	10-1-3	10-3-1	DNP	12-3-1	0-1-0	21-4-0	0-0-0
GEORGIA STATE	12-04-16	82-60	w	24-6-4	0-2-0	DNP	16-4-3	0-1-0	14-3-3	0-0-0
EAST TENNESSEE STATE	12-14-16	65-67	L	10-1-2	4-0-0	DNP	12-8-1	DNP	13-7-1	DNP
vs USM	12-19-16	86-44	w	15-3-5	DNP	8-1-0	5-7-1	3-0-0	16-1-2	6-0-1
MOREHEAD STATE	12-22-16	85-76	w	3-1-0	0-0-0	5-3-0	7-7-1	DNP	27-5-3	DNP
MISSOURI-KANSAS CITY	12-29-16	77-54	w	7-1-2	0-2-0	9-2-1	8-7-0	0-1-0	25-7-4	2-0-0
ALABAMA	01-03-17	58-68	L	9-1-4	0-0-0	5-1-0	12-7-0	DNP	7-5-2	DNP
at LSU	01-07-17	95-78	w	15-1-5	9-0-0	4-0-0	11-7-0	DNP	14-7-1	DNP
at Arkansas	01-10-17	84-78	w	14-3-2	2-2-0	10-7-0	7-3-5	DNP	25-6-2	DNP
TEXAS A&M	01-14-17	67-59	w	14-2-4	0-0-0	3-0-0	4-5-0	DNP	13-1-1	DNP
KENTUCKY	01-17-17	81-88	L	25-7-2	2-0-0	9-0-0	13-8-2	DNP	15-3-2	DNP












Opponent	Date	Score		13 SINGLETON,	15 READY,IJ	20 WASHINGTON	23 CARTER,TYS	34 HERARD,SCH	35 HOLMAN,ARI	45 DATCHER,EJ
NORFOLK STATE	11-11-16	78-74	w	DNP	14-3-7	DNP	17-1-2	4-4-0	11-11-0	2-7-0
vs UCF	11-17-16	61-86	L	0-2-0	15-3-4	DNP	8-2-2	2-2-0	6-7-0	2-2-0
vs Boise State	11-18-16	80-68	w	DNP	13-3-6	DNP	15-2-1	0-7-0	12-5-0	1-4-0
vs UTEP	11-20-16	61-54	w	DNP	6-2-3	DNP	9-6-1	0-5-2	18-4-0	0-0-0
LEHIGH	11-25-16	73-87	L	DNP	20-6-5	DNP	16-2-0	2-4-0	10-4-2	0-1-0
NORTHWESTERN STATE	11-28-16	65-59	w	5-1-0	14-3-6	DNP	10-3-2	2-4-0	13-7-0	2-3-0
OREGON STATE	12-01-16	74-57	w	0-0-0	4-1-5	0-0-0	8-3-0	2-4-0	7-7-1	0-0-0
GEORGIA STATE	12-04-16	82-60	w	0-0-0	11-3-5	0-0-0	2-3-2	8-7-0	7-4-0	0-0-0
EAST TENNESSEE STATE	12-14-16	65-67	L	DNP	0-2-4	DNP	7-0-1	0-3-0	17-6-0	2-4-0
vs USM	12-19-16	86-44	w	0-0-1	6-4-8	0-0-0	11-4-1	7-12-2	5-11-0	4-3-0
MOREHEAD STATE	12-22-16	85-76	w	DNP	19-2-3	DNP	7-3-1	5-1-0	12-6-2	0-0-0
MISSOURI-KANSAS CITY	12-29-16	77-54	w	DNP	6-2-5	2-0-0	11-4-0	5-8-0	2-6-3	0-2-0
ALABAMA	01-03-17	58-68	L	DNP	6-1-3	DNP	10-1-1	4-5-0	5-5-1	DNP
at LSU	01-07-17	95-78	w	DNP	13-6-8	DNP	0-2-1	8-4-1	17-9-1	4-2-0
at Arkansas	01-10-17	84-78	w	DNP	8-3-4	DNP	3-0-0	4-4-0	11-11-1	0-2-0
TEXAS A&M	01-14-17	67-59	w	DNP	6-3-5	DNP	0-0-0	16-4-0	11-5-0	0-0-1
KENTUCKY	01-17-17	81-88	L	DNP	4-0-1	DNP	0-1-1	7-5-0	6-4-2	0-0-0

2016-17 Mississippi State Basketball
Mississippi State Team Game-by-Game Comparison (as of Jan 17, 2017)
All games

Opponent	1st	2nd	Score	Mar	Total FG	FG Pct	3-Pointers	3FG Pct	Free Throws	FT Pct	Rebounds	Assist	T/Over	Block	Steal	Fouls
NORFOLK STATE	39/39	39/35	78-74	+4	28-60/26-57	.467/.456	11-23/5-15	.478/.333	11-17/17-26	.647/.654	38/35 +3	15/11	13/12	8/5	4/5	22/21
UCF	33/53	28/33	61-86	(25)	20-62/32-64	.323/.500	6-24/5-15	.250/.333	15-20/17-26	.750/.654	35/49 (14)	10/18	10/10	5/3	8/4	21/16
Boise State	37/29	43/39	80-68	+12	28-57/27-55	.491/.491	5-21/7-25	.238/.280	19-23/7-10	.826/.700	35/27 +8	13/10	10/17	0/1	13/3	16/23
UTEP	33/33	28/21	61-54	+7	21-52/19-51	.404/.373	7-20/4-22	.350/.182	12-14/12-20	.857/.600	34/34 -	12/10	8/12	1/2	5/2	20/18
LEHIGH	29/38	44/49	73-87	(14)	26-63/34-66	.413/.515	7-22/11-26	.318/.423	14-17/8-8	.824/1000	32/39 (7)	8/16	10/11	3/2	5/6	13/14
NORTHWESTERN STATE	28/28	37/31	65-59	+6	24-52/21-54	.462/.389	2-15/9-21	.133/.429	15-20/8-10	.750/.800	31/33 (2)	9/8	13/19	7/0	11/5	13/18
OREGON STATE	45/19	29/38	74-57	+17	22-44/21-45	.500/.467	11-19/6-13	.579/.462	19-25/9-11	.760/.818	29/24 +5	11/8	17/21	2/3	17/4	17/19
GEORGIA STATE	44/36	38/24	82-60	+22	31-66/25-62	.470/.403	13-34/6-19	.382/.316	7-9/4-6	.778/.667	38/37 +1	17/10	11/18	4/5	9/3	15/15
EAST TENNESSEE STATE	26/31	39/36	65-67	(2)	23-55/26-59	.418/.441	6-18/7-19	.333/.368	13-20/8-14	.650/.571	35/36 (1)	9/5	14/12	5/4	4/4	17/22
USM	39/25	47/19	86-44	+42	29-59/15-65	.492/.231	17-29/5-26	.586/.192	11-14/9-11	.786/.818	46/37 +9	21/6	14/15	11/1	9/6	16/13
MOREHEAD STATE	31/41	54/35	85-76	+9	31-58/28-56	.534/.500	5-20/9-19	.250/.474	18-29/11-13	.621/.846	30/32 (2)	10/10	5/16	4/2	5/4	13/22
MISSOURI-KANSAS CITY	44/28	33/26	77-54	+23	29-58/17-60	.500/.283	11-23/5-26	.478/.192	8-18/15-22	.444/.682	46/38 +8	15/7	15/13	5/1	6/5	18/19
ALABAMA	20/32	38/36	58-68	(10)	19-52/24-54	.365/.444	4-21/3-13	.190/.231	16-20/17-22	.800/.773	26/43 (17)	11/9	13/17	4/3	7/3	22/20
LSU	52/33	43/45	95-78	+17	33-61/29-72	.541/.403	11-22/9-27	.500/.333	18-25/11-17	.720/.647	40/39 +1	17/15	14/14	6/5	7/4	15/17
Arkansas	40/34	44/44	84-78	+6	25-55/28-59	.455/.475	12-26/7-21	.462/.333	22-32/15-23	.688/.652	41/29 +12	14/12	16/9	2/0	8/9	17/21
TEXAS A&M	25/24	42/35	67-59	+8	19-44/23-52	.432/.442	5-18/1-14	.278/.071	24-30/12-20	.800/.600	23/38 (15)	11/10	13/22	5/3	11/5	21/19
KENTUCKY	34/46	47/42	81-88	(7)	32-59/33-65	.542/.508	5-17/7-18	.294/.389	12-22/15-24	.545/.625	32/38 (6)	10/16	19/16	3/6	10/5	28/24

Note: Game totals are displayed in the format TEAM/OPPONENT for each category

2016-17 MISSISSIPPI STATE PLAYER BREAKDOWN

1		Lamar Peters Fr G 6-0 188 New Orleans, LA	MIN 23.9	PTS 11.3	RBS 2.1	AST 2.8	FG% .440	3FG% .429	FT% .794	Notes: Appeared in 10 non-conference games and averaged 9.3 points. Had 24 points vs. Georgia State with six 3-pointers. Started last four SEC games, beginning with LSU and totaled 15 points and 5 assists. Had 14 points vs. Arkansas. Scored in double-digits 10 times, including 14 vs. Texas A&M on 11-of-11 shooting at FTL to go along with his 5 steals. Had a career-high 25 points and 7 rebounds against Kentucky. 3rd in the SEC in 3FG%
2		Eli Wright Fr G 6-4 203 Owensboro, KY	MIN 12.1	PTS 2.8	RBS 1.1	AST 0.3	FG% .412	3FG% .154	FT% .667	Notes: Appeared in 11 non-conference games and averaged 2.8 points, with a career-best 11 coming against Northwestern State. Had 9 points at LSU. Played 3 minutes vs. Arkansas and Texas A&M. Scored in double-digits twice.
3		Xavian Stapleton So G 6-6 207 Flora, MS	MIN 12.5	PTS 6.6	RBS 1.8	STL 1.3	FG% .474	3FG% .313	FT% .706	Notes: Sat out the first nine games recovering from a torn left ACL. First game at MSU came against USM, where he had 8 points, 2 steals. Season-high 9 points came against UMKC. Averaged 7.3 points in non-conference games. Had 8 points and 7 rebounds vs. Arkansas. 9 points, 1 steal vs. Kentucky.
4		Mario Kegler Fr G 6-7 220 Jackson, MS	MIN 27.9	PTS 9.4	RBS 5.6	AST 0.9	FG% .406	3FG% .311	FT% .580	Notes: Started 11 of the 12 games non-conference games and averaged 9.4 points. Has scored in double-digits seven times, with season-high 16 points coming against Georgia State. Season-high 9 rebounds vs. Lehigh. After having 12 points vs. Alabama, poured in 11 at Arkansas. Had 13 points and 8 rebounds against Kentucky.
5		Joe Strugg Fr F 6-9 196 Montgomery, AL	MIN 2.5	PTS 0.5	RBS 0.5	AST ---	FG% .250	3FG% .333	FT% ---	Notes: Appeared in six games and averaged 0.5 points and 0.5 rebounds. Made collegiate debut vs. UCF and logged 2 minutes. Hasn't appeared in any SEC games.
11		Quinnndary Weatherspoon So G 6-4 205 Canton, MS	MIN 31.5	PTS 17.7	RBS 4.6	AST 2.1	FG% .497	3FG% .452	FT% .788	Notes: Preseason All-SEC selection who started all 10 non-conference games he played. Missed Lehigh and Northwestern State due to wrist injury. Career-high 27 points against Morehead State. Has totaled 20-plus points six this year, all wins. Scored in double-digits 13 times. Had game-high 25 points at Arkansas on 8-11 shooting. Had 15 points and 4 steals against Kentucky. Named SEC player of the week on Monday.
15		I.J. Ready Sr G 5-11 166 Rixey, AL	MIN 29.9	PTS 9.7	RBS 2.8	AST 4.8	FG% .488	3FG% .313	FT% .854	Notes: MSU's lone senior who started all 12 non-conference games. Has now appeared in 100 games and scored 824 points. Averaged 10.7 points in non-conference play. Season-high 8 assists vs. USM and season-high 19 points vs. Morehead State. 6 points, 5 assists vs. UMKC. Had 13 points, 8 assists at LSU. Had 6 points vs. Texas A&M with 5 assists and 3 steals. 8th all-time at MSU with 356 assists. His 5.1 assists are 2nd most in the SEC. Had 4 points and 1 assist against Kentucky.
23		Tyson Carter Fr G 6-4 167 Starkville, MS	MIN 23.3	PTS 7.9	RBS 2.2	AST 0.9	FG% .381	3FG% .385	FT% .885	Notes: Started all 12 non-conference games and averaged 10.1 points. Season-best 17 points vs. Norfolk, the most by a freshman on opening day since 1987-88. Had 10 points vs. Alabama, but failed to score at LSU. Came off the bench vs. Arkansas and totaled 3 points. Season-low 6 minutes vs. Texas A&M. Has scored in double-digits seven times.
34		Schnider Herard Fr F 6-10 250 Port-Au-Prince, Haiti	MIN 16.8	PTS 4.5	RBS 4.9	BLK 0.3	FG% .563	3FG% ---	FT% .524	Notes: Appeared in all 12 non-conference games and averaged 3.1 points. 8 points vs. Georgia State and 12 rebounds vs. USM. Started all five SEC games. Had 4 points, 4 rebounds vs. Arkansas. Career-high 16 points vs. Texas A&M. Had 7 points and 5 rebounds against Kentucky.
35		Aric Holman So F 6-10 222 Owensboro, KY	MIN 25.4	PTS 10.0	RBS 6.6	BLK 2.3	FG% .516	3FG% .280	FT% .712	Notes: Started all 12 non-conference games and averaged 10.0 points. Career high of 18 points came against UTEP. Has two double-doubles, first against Norfolk State and then at Arkansas with 13 points and 11 rebounds. Had 11 points, 5 rebounds vs. Texas A&M. His 39 blocks are the third-most in the SEC. He had 6 points and 2 blocks against Kentucky.
45		E.J. Datcher Fr C 6-9 240 Harpersville, AL	MIN 7.6	PTS 1.1	RBS 1.9	BLK 0.8	FG% .389	3FG% ---	FT% .500	Notes: Appeared in all 12 non-conference games and averaged 1.1 points. Season-best 4 points came against USM, while season-best 7 rebounds came against Norfolk State. Came off the bench against Arkansas and had 2 rebounds and 1 block. Had 2 steals against Kentucky.