

MISSISSIPPI STATE BULLDOGS

Gregg Ellis, Media Relations Contact • 662.325.3595 (O) or 662.322.0145 (C)

gellis@athletics.msstate.edu • www.msstateathletics.com

P.O. Box 5308, Mississippi State, MS 39762



NO. 23 MISSISSIPPI STATE (15-3, 3-0) AT ALABAMA (11-7, 1-3)

Saturday, Jan. 23, 2010 • 11 a.m. CT

Coleman Coliseum (15,316), Tuscaloosa, Ala.

TV: CBS

Announcers: PxP, Craig Bolerjack

Analyst, Dan Bonner

Series Record: Alabama leads, 111-71

Last Year: MSU, 83-74 in Starkville; Bama, 87-85 (2ot) in Tuscaloosa

XM Radio: 201

Officials: Anthony Jordan, Antinio Petty, Brent Barnaky



SATURDAY'S PROJECTED STARTING LINEUP

MISSISSIPPI STATE

3 G Dee Bost, So., 6-2, 170
2 G Ravern Johnson, Jr., 6-7, 175
22 G Barry Stewart, Sr., 6-3, 170
24 F Kodi Augustus, Jr., 6-8, 220
32 F Jarvis Varnado, Sr., 6-9, 230

Top Reserves: G Riley Benock,
G Phil Turner

ALABAMA

1 G Anthony Brock, Sr., 5-9, 165
2 G Mikhail Torrance, Sr., 6-5, 210
5 F Tony Mitchell, Fr., 6-6, 185
32 F JaMychal Green, So., 6-9, 220
40 F Justin Knox, Jr., 6-9, 240

Top Reserves: G Charvez Davis,
G Senario Hillman

BULLDOGS PROVE TO BE ROAD WARRIORS

Since Rick Stansbury took over the helm in 1998-99, Mississippi State has proven to be one of the top road teams in the league.

In that time, the Bulldogs have won 32 road SEC games, which ties LSU for the most in the Western Division and fourth most overall. Kentucky is tops with 54 following its win at Auburn.

A LOOK AT THE ALABAMA SERIES

Mississippi State has enjoyed very little success at Alabama. Fourteen wins in Tuscaloosa to be exact.

However, two have come in the last six years, with the Bulldogs claiming an 82-81 overtime win in 2004 to clinch the overall SEC title and in 2008, 66-56.

Overall, Mississippi State has won five out of the last six. It's last trip to Coleman Coliseum, however, resulted in a 87-85, double-overtime setback last year.

THE RARE 4-0 START

Since divisional play started in 1991-92, Mississippi State has started conference play 4-0 only twice — in 1993-94 and 2007-08.

The Bulldogs will try and make it three times on Saturday.

Their best start during that span came in '94 when they were 5-0, with wins against Tennessee, Ole Miss, Auburn, Georgia and Arkansas.

VARNADO'S COUNTDOWN TO HISTORY

Following his six-block performance against Georgia on Saturday, Jarvis Varnado now has a nation-best 96 for the year and 490 for his career.

As a result, the Brownsville, Tenn., native is 45 shy of tying the NCAA mark of 535 held by former Louisiana-Monroe standout Wojciech Mydra (1998-2002).

Varnado, who has led the nation the past two years in this category, is currently third all-time in the NCAA record books, two behind Adonal Foyle (Colgate), who totaled 492.

To get the record by the end of the regular season, Varnado needs to average 3.5 blocks in the next 13 games.

THIS DATE IN HISTORY . . .

Jan. 23 — Since 1984-85, MSU has played five games on Jan. 23 and has won four times. Two of the wins came against Alabama ('91 & '93).

2009-10 MISSISSIPPI STATE SCHEDULE

Date	Opponent	Score/Time
N 13	Rider	L 88-74
N 19	Southeastern Louisiana	W 82-67
N 21	Bethune-Cookman	W 67-51
N 24	Texas-Pan American	W 75-50
N 27	@vs. Richmond (FCS)	L 63-62
N 28	@vs. Old Dominion	W 69-55
D 5	St. Bonaventure	W 105-53
D 10	#vs. DePaul (ESPN2)	W 76-45
D 12	%vs. UCLA (Fox Sports Net)	W 72-54
D 16	Wright State (ESPN2)	W 80-69
D 19	at Houston (CSS)	W 70-64
D 22	Centenary (at Jackson)	W 88-51
D 28	Mississippi Valley State	W 73-45
D 31	at San Diego	W 77-68
J 4	at Western Kentucky (CSS)	L 55-52
J 9	at Ole Miss (SEC Network)	W 80-75
J 14	Arkansas (ESPNU)	W 82-80
J 16	Georgia (ESPN2)	W 72-69
J 23	at Alabama (CBS)	11 a.m.
J 28	at Arkansas (ESPN2)	8 p.m.
J 30	LSU (SEC Network)	12:30 p.m.
F 3	at Vanderbilt (SEC Network)	7 p.m.
F 6	at Florida (SEC Network)	12:30 p.m.
F 11	Ole Miss (ESPN or ESPN2)	8 p.m.
F 13	Auburn (FSN)	6 p.m.
F 16	Kentucky (ESPN)	8 p.m.
F 20	at LSU (SEC Network)	3 p.m.
F 24	Alabama (CSS)	8 p.m.
F 27	at South Carolina (ESPN)	5 p.m.
M 3	at Auburn (SEC Network)	7 p.m.
M 6	Tennessee (ESPN)	5 p.m.
M 11-14	SEC Tournament (Nashville)	TBA

@ - South Padre Island Invitational

- SEC/Big East Challenge (Tampa, FL)

% - John R. Wooden Classic (Anaheim, CA)

COACHING FACTS

MISSISSIPPI STATE

Coach: Rick Stansbury

Record at MSU: 246-131, 12th year

Overall Record: Same

Record vs. Alabama: 14-10

ALABAMA

Coach: Anthony Grant

Record at Alabama: 11-7, 1st year

Career Record: 87-32, 4th year

Statistical Comparison

<u>2009-10 Stats</u>	<u>MSU</u>	<u>BAMA</u>
2009-10 Record	15-3	11-7
Conference Record	3-0	1-3
Scoring	75.3	70.0
Scoring Defense	61.2	64.1
Scoring Margin	+14.1	+5.9
Field Goal Pct.	45.8	45.8
Opp.FG Pct.	36.7	42.2
3-Point FG Pct.	40.2	33.6
Opp. 3-Point FG Pct.	33.3	34.1
Free Throw Pct.	67.7	70.2
Opp. FT Pct.	65.7	68.0
Rebounding Average	41.7	33.8
Opp. Rebounding Avg.	34.7	34.3
Rebound Margin	+6.9	-0.5
Assists	13.1	14.2
Turnovers	13.6	12.3
Turnover Margin	-2.4	+2.6
Steals	5.7	8.1
Blocked Shots	8.5	4.6

Statistical Leaders

Scoring

<u>MSU</u>	<u>PPG</u>	<u>BAMA</u>	<u>PPG</u>
Varnado	14.1	Torrance	15.2
Johnson	13.9	Green	15.0

Rebounding

<u>MSU</u>	<u>RPG</u>	<u>BAMA</u>	<u>RPG</u>
Varnado	11.2	Green	7.3
Augustus	5.8	Knox	3.7

Assists

<u>MSU</u>	<u>APG</u>	<u>BAMA</u>	<u>APG</u>
Bost	5.6	Torrance	5.2
Stewart	2.6	Hillman	2.6

Blocks

<u>MSU</u>	<u>BPG</u>	<u>BAMA</u>	<u>BPG</u>
Varnado	5.3	Green	2.1
Augustus	0.8	Mitchell	0.9

Steals

<u>MSU</u>	<u>SPG</u>	<u>BAMA</u>	<u>SPG</u>
Turner	1.4	Mitchell	1.7
Bost	1.3	Hillman	1.5

Field Goal Percentage (95 minimum)

<u>MSU</u>	<u>FG%</u>	<u>BAMA</u>	<u>FG%</u>
Varnado	62.2	Mitchell	56.9
Johnson	50.8	Green	53.0

3-Point FG Percentage (45 minimum)

<u>MSU</u>	<u>3FG%</u>	<u>BAMA</u>	<u>3FG%</u>
Johnson	47.0	Brock	36.9
Augustus	44.4	Davis	34.4

Free Throw Percentage (46 minimum)

<u>MSU</u>	<u>FT%</u>	<u>BAMA</u>	<u>FT%</u>
Augustus	79.2	Torrance	86.4
Bost	72.5	Knox	78.3

LAST 10 VERSUS ALABAMA (6-4)

<u>Date</u>	<u>Where</u>	<u>Result</u>	<u>Date</u>	<u>Where</u>	<u>Result</u>
Mar. 5, 2005	Starkville	L, 68-63	Jan. 19, 2008	Tuscaloosa	W, 66-56
Jan. 28, 2006	Tuscaloosa	L, 65-59	Feb. 6, 2008	Starkville	W, 73-66
Mar. 4, 2006	Starkville	W, 71-58	Mar. 14, 2008	Atlanta*	W, 69-67 (ot)
Feb. 7, 2007	Tuscaloosa	L, 80-79	Jan. 14, 2009	Starkville	W, 83-74
Mar. 4, 2007	Starkville	W, 91-67	Feb. 21, 2009	Tuscaloosa	L, 87-85 (2ot)

* - SEC Tournament

MSU ENJOYS MORE NON-CONFERENCE SUCCESS

Including last year's 10-6 ledger against non-conference foes coupled with this year's 12-3 mark, MSU has compiled a dominant 133-42 (.760) record against non-conference opponents during the **Rick Stansbury** era (since 1998-99), including a 125-33 (.791) regular-season.

MISSISSIPPI STATE'S RECORD WHEN . . .

During the **Rick Stansbury** era, the Bulldogs are: 194-28 when leading at halftime (12-1 this year); 171-32 (9-0) when shooting 45 percent or better from the field; 205-62 (15-1) when the opposition shoots less than 45 percent from the field; 196-70 (12-2) when out-rebounding or tying opponents; and 149-27 (9-2) when holding opponents to 65 points or less.

JANUARY RECORD UNDER STANSBURY

Including last year's 6-2 mark, coupled with this year's 3-1 record, the Bulldogs are 48-40 (.545) in the month of January since **Rick Stansbury** was named head coach.

Dating back to the 1987-88 season when Richard Williams was overseeing the program, Mississippi State owns a composite ledger of 91-80 (.532) in January.

JANUARY SEC ROAD RECORD UNDER STANSBURY

Last year in January, the Bulldogs' posted a 2-1 record on the road in SEC play, defeating Arkansas and Georgia. In the 12 years with **Rick Stansbury** at the helm, his teams have compiled a 15-27 (1-0 this year) ledger in January on the road in league play.

STEWART, VARNADO CLOSING IN ON MILESTONES

From 2000-03, Derrick Zimmerman played in 127 games. From 1980-83, Kalpatrick Wells started 110 games.

Both are school records. Both are likely to fall later this year.

Currently, **Jarvis Varnado** has played in 123 and has drawn 101 starts, while fellow senior **Barry Stewart** has appeared in 123 games with 88 starts to his credit.

Stewart is also likely to break Jeff Malone's minutes-played record of 3,851. He currently has 3,804, which leaves him 86 short. If he maintains his average of 33.6 minutes an outing, he'll set the record on Jan. 28 at Arkansas.

BOMBS AWAY . . . FIRING ON ALL CYLINDERS

Last year, Mississippi State set a single-season record with 296 made 3-pointers. Already, the Bulldogs are ahead of that pace.

MSU has connected on 174 of its 433 attempts through the first 18 games. In comparison, State was 137 of 360 through the first 18 games last year. If the pace continues, the Bulldogs will finish with 300 in just the regular season.

Ravarn Johnson leads MSU with 54 3-pointers on 115 attempts and is on pace to finish with 93, which would be the third-most in school history. Darryl Wilson currently holds the top two spots with 97 in 1996 and 94 in 1995.

Through 18 games a year ago, Johnson was 42 of 87.

BULLDOG BITES

◆ Mississippi State spent quite the time on the road during non-SEC play this year.

After making the trip to Bowling Green, Ky., the total miles logged for the eight non-conference games away from Humphrey Coliseum were 13,735.4.

The eight away games were the most for MSU since having nine in 2004-05.

◆ Call December the perfect month.

MSU posted an 8-0 ledger in December, marking the third time with **Rick Stansbury** at the helm MSU has gone undefeated in December (2002-03 and 2003-04). Before that, perfection was last achieved in 1978-79.

◆ Against DePaul, **Jarvis Varnado** became the fourth active player to have more than 800 rebounds, 1,000 points and 100 blocks for a career, joining Damion James (Texas), Joseph Harris (Coastal Carolina) and Trevor Booker (Clemson). With 10 more blocks he'll become the first player in history with 1,000 points, 900 rebounds and 500 blocks.

◆ Mississippi State isn't a team that fouls a lot. In fact, the Bulldogs are whistled for fouls just 12.9 times a game, the 2nd fewest in the nation.

◆ On Jan. 14 against Arkansas, **Varnado** became the first player in school history to record two triple-doubles with his 17 points, 12 rebounds and 10 blocks. In all, three have been recorded. Lawrence Roberts had the school's first on 11-21-04 against Nicholls State (18p, 11 r, 12a), while Jamont Gordon had the second on 2-21-07 against Vanderbilt (15p, 12r, 10a).

Varnado's first was on 1-15-08 against Kentucky (10p, 12r, 10b).

In SEC history, only 20 triple-doubles have been recorded. Varnado, Shaquille O'Neal (LSU), Roy Rogers (UA) and Nick Calathes (UF) are the only ones with two or more.

MSU IN THE SEC & NCAA...**SEC Team Rankings**

<u>Category</u>	<u>Rank</u>
Scoring	8
Scoring Defense	1
Scoring Margin	3
Field Goal Pct.....	6
Field Goal Pct Defense.....	1
3-point FG Pct	1
3-point FG Pct Defense	5
3-point FG Made.....	1
Free Throw Pct.....	7
Rebounding Offense.....	1
Rebounding Defense.....	5
Offensive Rebounds.....	12
Rebound Margin	2
Turnovers	8
Turnover Margin	11
Assists	9
Blocked Shots.....	1
Steals.....	12
Assist/Turnover ratio.....	8

SEC Individual Rankings

<u>Category</u>	<u>Rank</u>
PPG	Varnado (17)
	Johnson (18)
	Bost (27)
Rebs	Varnado (1)
	Augustus (17)
	Turner (22)
	Bost (23)
Off. Rebounds	Varnado (T5)
Def. Rebounds.....	Varnado (1)
Assists	Bost (2)
Blocks.....	Varnado (1)
FG Pct	Varnado (2)
	Johnson (T8)
3-point FG Pct	Johnson (2)
3-pointers Made.....	Johnson (3)
Minutes Played	Bost (4)
	Stewart (6)

NCAA Rankings

Personal fouls.....	1	FG pct Def	4
3-pointers made.....	3	Rebound margin	21
Blocked shots	2	Scoring margin	25

WHAT'S COMING UP FOR MISSISSIPPI STATE

✓ **Who:** Arkansas
 ✓ **Where:** Fayetteville
 ✓ **When:** Jan. 28, 2010
 ✓ **Time:** 8 p.m. ESPN2
 ✓ **Series:** UA leads, 26-22



✓ **Who:** LSU
 ✓ **Where:** Starkville
 ✓ **When:** Jan. 30, 2010
 ✓ **Time:** 12:30 p.m. SEC Network
 ✓ **Series:** LSU leads, 103-93



✓ **Who:** Vanderbilt
 ✓ **Where:** Nashville
 ✓ **When:** Feb. 3, 2010
 ✓ **Time:** 7 p.m. SEC Network
 ✓ **Series:** VU leads, 71-43



✓ **Who:** Florida
 ✓ **Where:** Gainesville
 ✓ **When:** Feb. 6, 2010
 ✓ **Time:** 12:30 p.m. SEC Network
 ✓ **Series:** UF leads, 56-47

MISSISSIPPI STATE BY THE NUMBERS

GAME-BY-GAME SPECIALTY STATS (MSU First)

<u>Opponent</u>	<u>Bench</u>	<u>Paint</u>	<u>Off TO</u>	<u>2nd Chance</u>	<u>Fast Break</u>
Rider	12/13	30/36	3/20	8/13	4/8
SE Louisiana	12/22	30/28	16/10	17/4	4/2
Bethune-Cookman	18/26	32/22	19/17	11/2	4/2
UT-Pan Am	22/20	36/20	9/9	14/8	2/4
Richmond	8/7	21/22	10/14	22/4	0/2
Old Dominion	3/9	16/28	16/10	12/11	2/4

St. Bonaventure	26/30	34/34	17/10	10/7	2/2
DePaul	23/5	20/16	20/9	13/9	2/6
UCLA	15/12	26/26	9/11	7/13	7/15
Wright State	17/7	22/10	19/18	5/17	5/3
Houston	3/9	22/20	5/18	11/9	3/9
Centenary	31/21	28/14	18/4	20/3	8/2

MVSU	18/17	22/20	13/3	12/15	4/0
San Diego	15/6	14/2	17/21	11/9	0/0
Western Kentucky	2/22	20/20	8/18	8/4	5/9
Ole Miss	7/38	24/36	9/19	14/16	12/6
Arkansas	15/13	30/42	14/15	9/15	2/0
Georgia	18/14	28/56	19/11	7/20	8/8

Alabama
Arkansas
LSU
Vanderbilt
Florida
Ole Miss

Auburn
Kentucky
LSU
Alabama
South Carolina
Auburn
Tennessee

SEC Tournament
NCAA Tournament

GAME-BY-GAME LEAD/DEFICIT

<u>Opponent</u>	<u>Largest Lead</u>	<u>Largest Deficit</u>	<u>Final Score</u>
Rider	11-2, 11:57 (1st)	82-69, 1:54 (2nd)	L, 88-74
SE Louisiana	79-61, 1:19 (2nd)	Never trailed	W, 82-67
Bethune-Cookman	67-45, 1:29 (2nd)	16-15, 8:37 (1st)	W, 67-51
UT-Pan Am	75-50, 0:21 (2nd)	Never trailed	W, 75-50
Richmond	62-57, 2:07 (2nd)	18-4, 11:52 (1st)	L, 63-62
Old Dominion	69-55, 0:12 (2nd)	4-0, 17:13 (1st)	W, 69-55

St. Bonaventure	105-50, 2:20 (2nd)	Never trailed	W, 105-53
DePaul	61-30, 9:15 (2nd)	Never trailed	W, 76-45
UCLA	45-21, 19:07 (2nd)	Never trailed	W, 72-54
Wright State	59-52, 15:10 (2nd)	Never trailed	W, 80-69
Houston	43-34, 10:00 (2nd)	24-15, 9:29 (1st)	W, 70-64
Centenary	84-41, 5:07 (2nd)	7-6, 15:47 (1st)	W, 88-51

MVSU	51-22, 16:41 (2nd)	4-0, 17:57 (1st)	W, 73-45
San Diego	58-46, 7:35 (2nd)	7-2, 16:16 (1st)	W, 77-68
Western Kentucky	26-20, 3:19 (1st)	51-39, 5:32 (2nd)	L, 55-52
Ole Miss	20-8, 13:21 (1st)	48-39, 17:28 (2nd)	W, 80-75
Arkansas	37-19, 6:45 (1st)	Never trailed	W, 80-82
Georgia	72-69, :39 (2nd)	67-54, 4:16 (2nd)	W, 72-69

Alabama
Arkansas
LSU
Vanderbilt
Florida
Ole Miss

Auburn
Kentucky
LSU
Alabama
South Carolina
Auburn
Tennessee

SEC Tournament
NCAA Tournament

2009-10 Bulldog Bites

AS THE MEN DO, SO DO THE WOMEN

●While the Mississippi State men led the SEC and was second in the nation in blocked shots (7.5) per outing last year, the Lady Bulldogs (6.2) finished tops in the SEC and fifth nationally. Jarvis Varnado leads the nation with 165 and Lady Bulldog standout Chanel Mokango was ninth with 97. MSU was the only BCS school where the men and the women led their conference in blocked shots.

MAKING THE 3S OFF THE COURT

●In the spring, MSU not only excelled on the court, it put up impressive numbers in the classroom, too. The 16 players on the roster posted an overall GPA of 2.68, the second-highest average in two years. Seven players finished with a GPA of 3.0 or better, while two had a 4.0.

OVERCOMING MAJOR DEFICITS

●Three times last year, MSU has rallied from double-digit deficits – Arkansas (15) and South Carolina twice (10 both times). The most a Rick Stansbury-coached team has battled back from is 20 (Kentucky, 1-5-02).

ALL-TIME WINNINGEST SEC COACHES

1. Adolph Rupp, UK	875
2. Dale Brown, LSU	448
T3. C.M. Newton, Bama/Vandy	340
T3. Harry Rabenhorst, LSU	340
5. Billy Donovan, UF	322
T6. Tubby Smith, UG/UK	308
15. Rick Stansbury, MSU	246
20. Mark Gottfried, Bama	212
26. Kevin Stallings, Vandy	203
T29. Babe McCarthy, MSU	169
T29. Emmett Lowery, UT	160
31. Bonnie Graham, UM	144

ALL-TIME SEC DIVISIONAL TITLES

1. Tubby Smith, UK	7
T2. Rick Stansbury, MSU	4
T2. Billy Donovan, UF	4
T2. Nolan Richardson, AR	4
T2. Rick Pitino, UK	4

MISSISSIPPI STATE BY THE NUMBERS

MSU'S 2009-10 RECORD WHEN . . .

Leads at Halftime	12-1
Trails at Halftime	2-2
Is Tied at Halftime	1-0
Shoots 45% or better from the field	9-0
Shoots less than 45% from the field	6-3
Opp. shoots less than 45% from the field	15-1
Opp. shoots 45% or better from the field	0-2
Outrebounds (or ties) the opponent	12-2
Outrebounded by the opponent	3-1
Fewer (or ties) TOs than opponent	5-1
More TOs than opponent	10-2
Holds opponents to 65 points or less	9-2
In games decided by 10 points or less	4-2

MSU'S 2009-10 RECORD IN . . .

All Games	15-3
Home Games	8-1
Road Games	3-1
Neutral-sites	4-1
Non-SEC Games	12-3
Non-SEC Home Games	6-1
Non-SEC Road Games	2-1
Non-SEC Neutral-site Games	4-1
SEC Games	3-0
SEC Home Games	2-0
SEC Road Games	1-0
SEC Tournament	0-0
Games vs. SEC Western Division	2-0
Games vs. SEC Eastern Division	1-0
November Games	4-2
December Games	8-0
January Games	3-1
February Games	0-0
March Games	0-0
Monday Games	1-1
Tuesday Games	2-0
Wednesday Games	1-0
Thursday Games	4-0
Friday Games	0-2
Saturday Games	7-0
Sunday Games	0-0
Overtime Games	0-0
Television Games	7-2
Games vs. Ranked Opponents	1-0

MISC. 2009-10 TEAM STATS

Largest Lead Surrendered in Loss:

9, vs. Rider (11-13-09)

Largest Deficit Overcome in Win:

13, vs. Georgia (1-16-10)

Largest Lead at Anytime:

55, vs. St. Bonaventure (12-5-09)

Largest Deficit Anytime:

14, vs. Rider (11-13-09) & Richmond (11-27-09)

MISCELLANEOUS MSU INDIVIDUAL STATISTICS

Games Scoring in Double Figures: Johnson 15, Varnado 15, Stewart 14, Bost 13, Augustus 6, Turner 3, Osby 2
Games Scoring 20-plus Points: Johnson 3, Varnado 3, Bost 3, Stewart
Games Rebounding in Double Figures: Varnado 10, Augustus 2, Turner
Games With Double Figures in Assists: Bost
Games With Double-Doubles: Varnado 10, Augustus, Turner
Games With Triple-Doubles: Jarvis Varnado
Games As Team High Scorer (or co-leader): Johnson 8, Varnado 6, Bost 6, Stewart 2, Turner 2
Games As Team High Rebounder (or co-leader): Varnado 14, Turner 3, Augustus 2, Bost
Games As Team Leader in Assists (or co-leader): Bost 15, Stewart 3, Turner
Games As Team Leader in Steals (or co-leader): Turner 7, Bost 6, Varnado 3, Augustus 2, Johnson 2, Benock 2, Stewart
Games As Team Leader in Turnovers (or co-leader): Bost 10, Stewart 3, Varnado 3, Osby 2, Benock 2, Johnson 2, Turner, Riek, Luczak, Augustus

MSU'S RECORD BY STARTING LINEUP

Bost, Stewart, Johnson, Varnado, Augustus 12-3
 Bost, Stewart, Johnson, Varnado, Turner 3-0

GAME-BY-GAME STARTERS

Opponent	Date	Guard	Guard	Guard	Forward	Forward	Record
Rider	11/13/09	Bost	Stewart	Johnson	Augustus	Varnado	0-1
SE Louisiana	11/19/09	Bost	Stewart	Johnson	Turner	Varnado	1-1
Bethune-Cookman	11/21/09	Bost	Stewart	Johnson	Turner	Varnado	2-1
UT-Pan Am	11/24/09	Bost	Stewart	Johnson	Turner	Varnado	3-1
Richmond	11/27/09	Bost	Stewart	Johnson	Augustus	Varnado	3-2
Old Dominion	11/28/09	Bost	Stewart	Johnson	Augustus	Varnado	4-2
St. Bonaventure	12/05/09	Bost	Stewart	Johnson	Augustus	Varnado	5-2
DePaul	12/10/10	Bost	Stewart	Johnson	Augustus	Varnado	6-2
UCLA	12/12/09	Bost	Stewart	Johnson	Augustus	Varnado	7-2
Wright State	12/16/09	Bost	Stewart	Johnson	Augustus	Varnado	8-2
Houston	12/19/09	Bost	Stewart	Johnson	Augustus	Varnado	9-2
Centenary	12/22/09	Bost	Stewart	Johnson	Augustus	Varnado	10-2
MVSU	12/28/09	Bost	Stewart	Johnson	Augustus	Varnado	11-2
San Diego	12/31/09	Bost	Stewart	Johnson	Augustus	Varnado	12-2
Western Kentucky	1/04/10	Bost	Stewart	Johnson	Augustus	Varnado	12-3
Ole Miss	1/09/10	Bost	Stewart	Johnson	Augustus	Varnado	13-3
Arkansas	1/14/10	Bost	Stewart	Johnson	Augustus	Varnado	14-3
Georgia	1/16/10	Bost	Stewart	Johnson	Augustus	Varnado	15-3
Alabama	1/23/10						
Arkansas	1/28/10						
LSU	1/30/10						
Vanderbilt	2/03/10						
Florida	2/06/10						
Ole Miss	2/11/10						
Auburn	2/13/10						
Kentucky	2/16/10						
LSU	2/20/10						
Alabama	2/24/10						
South Carolina	2/27/10						
Auburn	3/03/10						
Tennessee	3/06/10						
SEC Tournament							
NCAA Tournament							

Win-Loss Differential

Diff.	1	2	3	4	5	6	7	8	9	10	11	12	13	14	15	16	17	18	19	20	21	22	23	24	25+
Won		1	1		1	1			1		1		1	1	1		1								5
Lost	1		1										1												

2009-10 MISSISSIPPI STATE ROSTER

National Polls

(Jan. 18, 2010)

Associated Press

1. Texas
2. Kentucky
3. Kansas
4. Villanova
5. Syracuse
6. Michigan State
7. Duke
8. Tennessee
9. Pittsburgh
10. Kansas State
11. West Virginia
12. Georgetown
13. Purdue
14. Brigham Young
15. Gonzaga
16. Temple
17. Clemson
18. Wisconsin
19. Georgia Tech
20. Northern Iowa
21. Ohio State
22. Ole Miss
23. Mississippi State
24. North Carolina
25. Baylor

USA Today/ESPN

1. Texas
2. Kentucky
3. Kansas
4. Villanova
5. Syracuse
6. Duke
7. Michigan State
8. Tennessee
9. Kansas State
10. Gonzaga
11. Pittsburgh
12. West Virginia
13. Brigham Young
14. Georgetown
15. Purdue
16. Clemson
17. Temple
18. Georgia Tech
19. Wisconsin
20. Butler
21. Connecticut
22. Northern Iowa
23. North Carolina
24. Ole Miss
25. Ohio State

No.	Name	Pos.	Ht.	Wt.	Yr.	Exp.	Hometown (Prev School)
1	Renardo Sidney	F	6-10	270	Fr.	HS	Jackson, MS (Fairfax [CA])
2	Ravern Johnson	G	6-7	175	Jr.	2L	Lyon, MS (Coahoma County HS)
3	Dee Bost	G	6-2	170	So.	1L	Concord, NC (Hargrave Military Academy)
4	Twany Beckham*	G	6-5	190	So.	1L	Louisville, KY (New Hampton [NH] School)
5	Romero Osby	F	6-8	230	So.	1L	Meridian, MS (Northeast Lauderdale HS)
10	Shaun Smith	G	6-6	195	Fr.	HS	Brooksville, MS (Noxubee County HS)
12	Charles Parker	G	5-10	154	Fr.	HS	McKinney, TX (McKinney HS)
15	Riley Benock	G	6-4	180	Jr.	2L	Battletown, KY (Meade County HS)
20	Taylor Luczak	F	6-8	220	So.	1L	Glens Falls, NY (Glen Falls HS)
21	Baxter Price	G	5-9	145	Fr.	HS	Brandon, MS (Northwest Rankin HS)
22	Barry Stewart	G	6-3	170	Sr.	3L	Shelbyville, TN (Shelbyville Central HS)
24	Kodi Augustus	F	6-8	220	Jr.	2L	Baton Rouge, LA (Maine Central Institute)
25	Phil Turner	G	6-3	170	Jr.	2L	Grenada, MS (Grenada HS)
30	Wendell Lewis	C	6-8	240	Fr.	HS	Selma, AL (Selma HS)
32	Jarvis Varnado	F	6-9	230	Sr.	3L	Brownsville, TN (Haywood HS)
33	Brandon Bolen*	G	6-3	195	Jr.	2L	Madison, MS (Madison-Ridgeland Academy)
45	Elgin Bailey	F	6-8	265	Jr.	2L	New Orleans, LA (Belaire HS)
50	John Riek	F	7-1	242	Fr.	HS	Khartoum, Sudan (IMG Academy [FL])

* Is redshirted this year.

COACHING STAFF

Head Coach: Rick Stansbury**Assistant Coach:** Robert Kirby**Assistant Coach:** Phil Cunningham**Assistant Coach:** Marcus Grant**Director of Operations:** Talvis Franklin

SUPPORT STAFF

Athletic Trainer: Scott Johnson**Strength & Conditioning:** Richard Akins**Basketball Media Relations Director:** Gregg Ellis

PRONUNCIATION GUIDE

Kodi Augustus: CO-dee**Twany Beckham:** TWAH-nee**Riley Benock:** BEE-knock**Ravern Johnson:** RAY-vern**Wendell Lewis:** WIN-dell**Taylor Luczak:** LOU-sack**Romero Osby:** Ro-mare-oh OZ-bee**John Riek:** REEK**Jarvis Varnado:** Vur-NAR-doe

AN INSIDE LOOK AT THE 2009-10 BULLDOGS

SQUAD BREAKDOWN
BY CLASS

Seniors (2):

Barry Stewart, Jarvis Varnado

Juniors (6)

Kodi Augustus, Elgin Bailey,
Riley Benock, Brandon Bolen,
Ravern Johnson, Phil Turner

Sophomores (4)

Twany Beckham, Dee Bost,
Taylor Luczak, Romero Osby

Freshman (6)

Wendell Lewis, Charles Parker,
Baxter Price, John Riek,
Renardo Sidney, Shaun Smith

BIRTHDAYS

Barry Stewart (Feb. 4, 1988)
Jarvis Varnado (March 1, 1988)
Brandon Bolen (March 21, 1988)

Romero Osby (May 7, 1990)
Riley Benock (June 7, 1989)
Charles Parker (June 30, 1990)
Ravern Johnson (July 21, 1988)
Wendell Lewis (Sept. 21, 1989)
Dee Bost (Oct. 12, 1989)
Taylor Luczak (Oct. 15, 1988)
Elgin Bailey (Oct. 20, 1987)
Phil Turner (Oct. 27, 1987)
John Riek (Nov. 1, 1989)
Kodi Augustus (Nov. 2, 1987)
Baxter Price (Nov. 4, 1990)
Twany Beckham (Nov. 14, 1988)
Shaun Smith (Nov. 19, 1990)
Renardo Sidney (Dec. 6, 1989)
Rick Stansbury (Dec. 23, 1959)

SQUAD BREAKDOWN BY
STATE

Mississippi (7)

Brandon Bolen, Ravern Johnson,

Romero Osby, Baxter Price,
Renardo Sidney, Shaun Smith
Phil Turner

Tennessee (2)

Barry Stewart, Jarvis Varnado

Kentucky (2)

Twany Beckham, Riley Benock

Louisiana (2)

Kodi Augustus, Elgin Bailey

Alabama (1)

Wendell Lewis

North Carolina (1)

Dee Bost

New York (1)

Taylor Luczak

Texas (1)

Charles Parker

GENERAL INFORMATION

Location: _____ Starkville, Mississippi
 Founded: _____ February 28, 1878
 Enrollment: _____ 18,601
 Conference: _____ SEC (Western Division)
 Nickname: _____ Bulldogs
 Colors: _____ Maroon (PMS 202) & White
 Arena: _____ Humphrey Coliseum (10,500)
 President: _____ Dr. Mark E. Keenum
 Director of Athletics: _____ Greg Byrne
 Faculty Representative: _____ Dr. Steven C. Turner

BASKETBALL HISTORY

First Year of Basketball: _____ 1908-09
 Number of Seasons: _____ 98th
 All-Time Record: _____ 1,263-1,047
 All-Time SEC Record: _____ 528-675
 Total Number of Head Coaches: _____ 18
 Humphrey Coliseum Record: _____ 349-132
 20-Win Seasons: _____ 14
 NCAA Tournament Appearances: _____ 10
 NCAA Tournament Record: _____ 11-10
 NCAA Tournament Final Fours: _____ 1
 (1996, lost to Syracuse 77-69 in semis)
 NIT Appearances: _____ 6
 NIT Record: _____ 6-6
 NIT Final Fours: _____ 1
 (2007, lost 63-62 to West Virginia in semis)
 SEC Championships: _____ 6
 (2004, 1991, 1963, 1962, 1961, 1959)
 SEC Tournament Championships: _____ 3
 (2009, 2002 and 1996)
 SEC Tournament Record: _____ 25-46
 SEC Western Division Titles: _____ 6
 (2008, 2007, 2004, 2003, 1996, 1995)

BASKETBALL STAFF

Head Coach: _____ Rick Stansbury
 Alma Mater, Year: _____ Campbellsville, 1982
 Record at MSU/Years: _____ 246-131/12
 Career Record/Years: _____ 246-131/12
 Phone: _____ 662-325-3800
 Assistant Coach: _____ Robert Kirby
 Assistant Coach: _____ Phil Cunningham
 Assistant Coach: _____ Marcus Grant
 Director of Operations: _____ Talvis Franklin
 Video Coordinator: _____ Bennie Ashford
 Strength Coach: _____ Richard Akins
 Athletic Trainer: _____ Scotty Johnson
 Administrative Asst.: _____ Suzanne Cook
 Media Relations Contact: _____ Gregg Ellis
 Office Phone: _____ 662-325-3595
 Cell Phone: _____ 662-322-0145
 Fax: _____ 662-325-3654
 Email: _____ gellis@athletics.msstate.edu

TEAM INFORMATION

2008-09 Overall Record _____ 23-13
 2008-09 SEC Record _____ 9-7
 SEC Finish: _____ 3rd (Western Division)
 National Ranking: _____ n/a
 Starters Returning/Lost: _____ 5/0
 Letterwinners Returning/Lost: _____ 12/4
 Newcomers: _____ 6
 Roster (Sr./Jr./So./Fr.): _____ (2/6/4/6)

MSU KNOWS HOW TO WIN GAMES AT 'THE HUMP'

Over the course of the last decade, Mississippi State's Humphrey Coliseum has become a difficult venue for opposing teams. Since the 2006-07 season, the Bulldogs have posted a 47-12 mark for an .797 winning percentage. With a 13-5 mark last year, the Bulldogs have reached twin-digit home wins during each of coach Rick Stansbury's first 11 seasons at the MSU helm.

Mississippi State is now 143-34 (.808) overall at Humphrey Coliseum under Stansbury's direction, including a 67-23 (.744) SEC mark and a 76-11 (.874) record against non-conference opponents.

The Bulldogs have compiled a 35-season composite record of 349-132 (.726) at "The Hump" since Mississippi State's basketball facility opened prior to the 1975-76 campaign.

TRACKING MSU' HOME SUCCESS UNDER RICK STANSBURY

Season	Overall		SEC		Non-SEC	
	Record	Win %	Record	Win %	Record	Win %
1998-99	12-2	.857	6-2	.750	6-0	1.000
1999-00	10-4	.714	4-4	.500	6-0	1.000
2000-01	13-4	.765	6-2	.750	7-2	.778
2001-02	13-1	.929	7-1	.875	6-0	1.000
2002-03	12-2	.857	7-1	.875	5-1	.833
2003-04	12-2	.857	6-2	.750	6-0	1.000
2004-05	11-2	.846	6-2	.750	5-0	1.000
2005-06	11-5	.688	5-3	.625	6-2	.750
2006-07	16-3	.842	6-2	.750	10-1	.909
2007-08	12-3	.800	7-1	.875	5-2	.714
2008-09	13-5	.722	5-3	.667	8-2	.750
2009-10	8-1	.857	2-0	1.000	6-1	.857
11-Year Totals	143-34	.808	67-23	.744	76-11	.874

STANSBURY TEAMS IN THE SEC TOURNAMENT

SEC TOURNAMENT FINAL APPEARANCES SINCE 1998-99

Kentucky	5
Arkansas	4
Florida	4
MISSISSIPPI STATE	3
Alabama	1
Arkansas	1
Auburn	1
Georgia	1
Ole Miss	1
Tennessee	1

SEC TOURNAMENT SEMIFINAL APPEARANCES SINCE 1998-99

MISSISSIPPI STATE	6
Kentucky	6
LSU	6
Arkansas	5
Florida	5
Auburn	4
South Carolina	4
Alabama	2
Ole Miss	2
Tennessee	2
Vanderbilt	1
Georgia	1

TOP SEC TOURNAMENT RECORDS SINCE 1998-99

Kentucky	18-7
Florida	16-8
MISSISSIPPI STATE	14-9
Arkansas	13-10
South Carolina	11-11
LSU	10-11
Alabama	8-11
Georgia	6-9
Auburn	6-11
Vanderbilt	6-11
Tennessee	6-11
Ole Miss	6-11

THE LAST TIME . . .

THE LAST TIME AN MSU PLAYER ...

Scored 30 or more points in a game:

31, Jarvis Varnado vs. LSU (2-11-09)

Scored 34 or more points in a game:

34, Charles Rhodes vs. Oregon (3-21-08)

Scored 35 or more points in a game:

36, Jeff Malone at Ole Miss (2-19-83)

Scored 37 or more points in a game:

39, Jeff Malone vs. Alabama (1-31-83)

Scored 40 or more points in a game:

40, Rickey Brown vs. Auburn (3-7-77)

Scored 20+ points in back-to-back games:

Dee Bost (25 at Ole Miss 1-9-10; 20 vs. Arkansas on 1-14-10)

Scored 20+ points in three-consecutive games:

Jarvis Varnado (21 vs. South Alabama; 23 vs. Cincinnati; 24 vs. Nicholls, 2008-09)

Scored 20+ points in five-consecutive games:

Jeff Malone, 1982-83 (11 consecutive)

Scored 30+ points in back-to-back games:

Jeff Malone (36 at Ole Miss & 30 vs. Georgia, 1982-83)

Scored 30+ points in three-consecutive games:

Jeff Malone (33 at LSU; 36 at Ole Miss & 30 vs. Georgia, 1982-83)

Made 10 field goals in a game:

10, Jarvis Varnado vs. LSU (2-11-09)

Made 11 field goals in a game:

11, Charles Rhodes vs. Auburn (2-27-08)

Made 12 field goals in a game:

12, Ravern Johnson vs. UCLA (12-12-09)

Made 13 field goals in a game:

13, Horatio Webster vs. SW Missouri St. (11-23-97)

Made 14 field goals in a game:

14, Cameron Burns at Georgia (1-17-90)

Made 15 or more field goals in a game:

16, Raymond Brown vs. Florida (3-2-85)

Attempted 20 field goals in a game:

20, Dietric Slater at Georgia (2-24-07)

Attempted 21 or more field goals in a game:

22, Timmy Bowers at Alabama (3-6-04)

Attempted 23 or more field goals in a game:

24, Horatio Webster vs. UT Martin (12-20-97)

Attempted 25 field goals in a game:

25, Chuck Evans at Alabama (3-6-93)

Attempted 26 field goals in a game:

26, Tony Watts at Ole Miss (2-22-92)

Attempted 27 or more field goals in a game:

28, Jeff Malone vs. Vanderbilt (1-8-83)

Made six 3-pointers in a game:

6, Dee Bost vs. Old Dominion (11-28-09)

Made seven 3-pointers in a game:

7, Reginald Delk at Arkansas (3-1-06)

Made eight or more 3-pointers in a game:

8, Winsome Frazier vs. UMKC (11-23-04)

Attempted 11 3-pointers in a game:

11, Barry Stewart at Alabama (2-21-09)

Attempted 12 3-pointers in a game:

12, Jamall Edmonson vs. Kentucky (2-1-06)

Attempted 13 or more 3-pointers in a game:

15, Winsome Frazier vs. UMKC (11-23-04)

Attempted 16 or more 3-pointers in a game:

17, Darryl Wilson vs. Alabama (3-4-95)

Made 14 or more free throws in a game:

14, Charles Rhodes vs. Oregon (3-21-08)

Made 15 or more free throws in a game:

18, Rich Knarr vs. Auburn (2-19-73)

Attempted 17 or more free throws in a game:

17, Jarvis Varnado at Houston (12-19-09)

Attempted 18 or more free throws in a game:

18, Charles Rhodes vs. Oregon (3-21-08)

Attempted 19 or more free throws in a game:

19, Carl Nichols vs. SE La. (12-1-88)

Had 16 rebounds in a game:

16, Kodi Augustus at Houston (12-19-09)

Had 17 rebounds in a game:

17, Jarvis Varnado at San Diego (12-31-09)

Had 18 or more rebounds in a game:

21, Wesley Morgan vs. SE La. (11-28-05)

Had 22 or more rebounds in a game:

23, Rickey Brown vs. Vanderbilt (12-6-79)

Had 24 or more rebounds in a game:

24, Wiley Peck vs. Alabama (1-27-79)

Had 10 or more offensive rebounds in a game:

10, Wesley Morgan vs. SE La. (11-28-05)

Had 10 defensive rebounds in a game:

10, Jarvis Varnado vs. Georgia (1-16-10)

Had 11 defensive rebounds in a game:

11, Jarvis Varnado at Houston (12-19-09) & Kodi Augustus at Houston (12-19-09)

Had 12 or more defensive rebounds in a game:

15, Jarvis Varnado at San Diego (12-31-09)

Had 10 assists in a game:

10, Dee Bost vs. Alabama (1-14-09)

Had 11 assists in a game:

11, Dee Bost vs. Wright State (12-16-09)

Had 14 assists in a game:

14, Gary Ervin vs. Florida A&M (12-20-04)

Had 15 or more assists in a game:

16, Chuck Evans at UMKC (2-23-93)

Had 10 or more turnovers in a game:

10, Charles Rhodes vs. Nicholls (11-11-06)

Had five or more blocks in a game:

6, Jarvis Varnado vs. Georgia (1-16-10)

Had seven blocks in a game:

7, Jarvis Varnado vs. MVSU (12-28-09)

Had eight blocks in a game:

8, Jarvis Varnado vs. Texas-PA (11-24-09)

Had nine blocks in a game:

9, Jarvis Varnado vs. La. Monroe (11-17-08)

Had 10 blocks in a game:

10, Jarvis Varnado vs. Arkansas (1-14-10)

Had 10+ blocks in two consecutive games:

Jarvis Varnado (10 vs. Georgia & 10 vs. Kentucky, 2007-08)

Had five steals in a game:

5, Barry Stewart vs. Alabama (3-14-08)

Had six or more steals in a game:

6, Phil Turner vs. South Carolina (2-18-09)

LAST TIME AN MSU TEAM...

Scored 100 or more points:

105 vs. St. Bonaventure (12-05-09)

Scored 100 or more points in an SEC game:

105 vs. Auburn (3-2-04)

Allowed 100 or more points:

115 at Arkansas (2-20-93)

Was held to 52 points or less:

52 at Western Kentucky (1-4-10)

Was held to 51 points or less:

49 vs. Southern Illinois (11-23-07)

Was held to 48 points or less:

36 vs. George Washington (12-8-96)

Held opponent to 60 points or less:

60 vs. Georgia SECT (3-12-09)

Held opponent to 57 points or less:

57 vs. LSU SECT (3-14-09)

Held opponent to 55 points or less:

55 at Western Kentucky (1-4-10)

Held opponent to 50 points or less:

50 vs. Texas-Pan American (11-24-09)

Held opponent to 45 points or less:

45 vs. MVSU (12-28-09)

Held opponent to 39 points or less:

39 at LSU (1-9-08)

Shot 50 percent or better from the field:

.542 [26-48] at San Diego (12-31-09)

Shot 55 percent or better from the field:

.59.7 [37-62] vs. St. Bonaventure (12-05-09)

Shot 60 percent or better from the field:

.630 [29-46] vs. Wright State (12-16-09)

Shot 65 percent or better from the field:

.660 [35-53] vs. Western Kentucky (1-5-09)

Was held to less than 35 percent from the field:

.333 [18-54] vs. Richmond (11-27-09)

Was held to less than 32 percent from the field:

.312 [24-77] vs. LSU (2-11-09)

Held opp. to 35 percent or less from the field:

.345 [19-55] at Western Kentucky (1-4-10)

Held opp. to 30 percent or less from the field:

.281 [18-64] vs. DePaul (12-10-09)

Opponent shot 50 percent or better:

.500 (22 of 44) vs. Richmond (11-27-09)

Made 35 or more field goals:

37 vs. St. Bonaventure (12-5-09)

Made 40 or more field goals:

40 vs. Auburn (3-2-04)

Attempted 70 or more shots from the field:

72 at Auburn (2-14-09)

Attempted 80 or more shots from the field:

80 at Alabama (2-21-09)

Attempted 40 or fewer shots from the field:

39 vs. Vanderbilt (2-12-05)

Made 10 3-pointers:

10 at Ole Miss (1-10-10)

Made 12 3-pointers:

12 vs. Mississippi Valley State (12-28-09)

Made 13 3-pointers:

14 vs. Centenary (12-22-09)

Made 16 3-pointers:

16 vs. St. Bonaventure (12-05-09)

Did not make a 3-pointer:

[0-11] at Alabama (1-18-05)

Made just one 3-pointer:

vs. Southeastern Louisiana (11-28-05)

Made just two 3-pointers:

at Vanderbilt (1-21-06)

Attempted only 10 3-pointers:

10 vs. Alabama State (12-6-08)

Attempted six 3-pointers or less:

6 at Ole Miss (1-29-03)

Attempted 25 3-pointers:

25 vs. Wright State (12-16-09)

Attempted 26 3-pointers:

26 vs. South Carolina (2-18-09)

Attempted 27 3-pointers:

27 vs. Centenary (12-22-09)

Attempted 30 or more 3-pointers:

31 vs. Georgia (1-16-10)

Attempted 35 or more 3-pointers:

39 at Alabama (2-21-09)

Made 30 or more free throws:

30 vs. Arkansas (1-15-05)

Made 40 or more free throws:

41 vs. LSU (2-11-09)

THE LAST TIME (CONTINUED) . . .

Made fewer than five free throws:

4 at Alabama (1-19-08)

Made fewer than four free throws:

1 at Kentucky (1-13-07)

Attempted 35 or more free throws:

35 vs. LSU SECT (3-15-09)

Attempted 40 or more free throws:

41 vs. Charlotte (11-29-06)

Made 50 or more free throws:

52 vs. LSU (2-11-09)

Attempted fewer than 10 free throws:

9 vs. Southern Illinois (11-23-07)

Had 50 or more rebounds:

50 vs. South Carolina SECT (3-13-09)

Had 55 or more rebounds:

58 vs. Troy (12-10-05)

Had 59 or more rebounds:

59 at Houston (12-19-09)

Had 20 or more assists:

20 vs. Centenary (12-22-09)

Had 21 or more assists:

22 vs. Auburn (2-27-08)

Had 25 or more assists:

25 vs. St. Bonaventure (12-05-09)

Had 20 or more turnovers:

20 vs. Washington St. (11-28-08)

Had 21 or more turnovers:

24 vs. St. Bonaventure (11-25-08)

Had 25 turnovers:

25 vs. UT Martin (11-17-07)

Had 26 or more turnovers:

31 at Kentucky (1-7-97)

Had fewer than 10 turnovers:

6 vs. LSU SECT (3-14-09)

Had fewer than five turnovers:

4 vs. MVSU (12-28-09)

Had 10 blocked shots:

10 vs. Georgia (1-16-10)

Had 11 blocked shots:

11 at Alabama (2-21-09)

Had 12 blocked shots:

12 vs. MVSU (12-28-09)

Had 13 blocked shots:

13 vs. Arkansas (1-14-10)

Had 14 blocked shots:

14 vs. Texas-Pan American (11-24-09)

Had 16 blocked shots:

16 vs. Georgia (1-12-08)

Had 10 steals:

10 at Alabama (2-21-09)

Had 13 or more steals:

13 at Georgia (1-24-09)

Had 20 or more steals:

20 vs. Nicholls State (11-17-01)

Had 1 steal or less:

0 vs. Richmond (11-27-09)

BRYANT BECOMES FIRST MSU SIGNEE OF 2009-10 SIGNING CLASS

Mississippi State coach Rick Stansbury has announced his first signee of the 2009-10 class, standout guard Brian Bryant.

The 6-foot-3, 165-pound Albany, Ga., native is currently a sophomore at Northwest Florida State College, where he has guided his team to a 5-0 start and is averaging 20 points, 7.6 rebounds and 5.4 assists, while shooting 41 percent from 3-point territory.

Last year as a freshman, he was limited due to a hand injury.

Prior to enrolling at Northwest Florida, previously known as Okaloosa Walton, Bryant prepped four years at Dougherty High School, where he led his team to two regional titles and four playoff appearances.

As a senior, he averaged 29.6 points, 9.3 rebounds, 3.6 steals and 3.6 assists en route to garnering team MVP honors and earning Albany

Herald Play of the Year honors for the second-straight season.

He was also selected to play in the Georgia North-South All-Star Game.

"He is the complete package of talent, athleticism, character and work ethic," 13th-year Raiders coach Bruce Stewart said. "He is a winner."

Bryant chose MSU over Auburn and Southern Miss.

Bryant is the fifth NWF State College men's player to head to the SEC in the last three seasons, following in the footsteps of Auburn's Tay Waller and Johnnie Lett, Alabama's Charvez Davis and South Carolina's Johnndre Jefferson.

He's also the second player MSU signed from Northwest Florida, joining forward Branden Vincent, who played for the Bulldogs from 2003-04.

MISSISSIPPI STATE QUICK HITS

- ✓ Against St. Bonaventure on 12-5-09, Mississippi State dished out 25 assists, the most since totaling the same against Loyola-Mary mount on 12-19-07.
- ✓ The Bulldogs are aiming for their first 15-3 start since starting 15-3 in 2004-05.
- ✓ Currently, **Jarvis Varnado** is third all-time in the NCAA record books in regards to blocked shots with 490. Listed below are the Top 10 players all-time.

<u>Player</u>	<u>School</u>	<u>Blocks</u>
1. Wojciech Mydra	Louisiana-Monroe	535
2. Adonal Foyle	Colgate	492
3. Jarvis Varnado	Mississippi State	490
4. Tim Duncan	Wake Forest	481
5. Alonzo Mourning	Georgetown	453
6. Tarvis Williams	Hampton	452
7. Ken Johnson	Ohio State	444
8. Deng Gai	Fairfield	442
9. Emeka Okafor	Connecticut	441
10. Lorenzo Coleman	Tennessee Tech	437



DID YOU KNOW . . .

The Bulldogs are a perfect 7-0 this year in games played on Saturday.

ALL-SEC & ALL-AMERICAN CANDIDATE

Jarvis Varnado



F • 6-9 • 230 • 3L
Brownsville, TN

- ✓ Tabbed preseason All-SEC.
- ✓ John R. Wooden Award finalist.
- ✓ Naismith Award finalist.
- ✓ Two-time defending SEC Defensive Player of the Year.
- ✓ Winner of 2009 Cellular South Howell Trophy.
- ✓ Is MSU's, SEC's all-time leading shot blocker with 490.
- ✓ Led the nation in blocked shots the past two seasons and is tops now with 96.
- ✓ Is 45 blocks shy of the NCAA career record set by Wojciech Mydra.
- ✓ Became 31st MSU player to score 1,000 points for a career against St. Bonaventure.
- ✓ His 928 rebounds rank 4th all-time.
- ✓ Leads MSU and the SEC in rebounding (11.2) and is first in scoring (14.1, 17th SEC).
- ✓ Streak of 20 straight made FTs ended at Western Kent.

Season Highs

- **Points:** 23, at San Diego (12-31-09)
- **FGM:** 8, twice (last: San Diego 12-31-09)
- **FGA:** 13, vs. Arkansas (1-14-10)
- **FTM:** 8, SE Louisiana (11-19-09)
- **FTA:** 17, at Houston (12-19-09)
- **Rebs:** 17, twice (last: San Diego 12-31-09)
- **Blocks:** 10, Arkansas (1-14-10)
- **Steals:** 3, SELA (11-19-09) & SBU (12-5-09)
- **Minutes:** 38, Georgia (1-16-10)
- **Double-Doubles:** 10
- **Triple-Doubles:** 1

Career Highs

- **Points:** 31, LSU (2-11-09)
- **FGM:** 10, 3 times (last: LSU, 2-11-09)
- **FGA:** 18, LSU (1-21-09)
- **FTM:** 11, LSU (1-21-09)
- **FTA:** 17, at Houston (12-19-09)
- **Rebs:** 17, 3 times (last: at San Diego 12-31-09)
- **Blocks:** 10, 4 times (last: Arkansas, 1-14-10)
- **Steals:** 4, Georgia (1-24-09)
- **Minutes:** 40, Alabama (3-14-08)
- **Double-Doubles:** 25
- **Triple-Doubles:** 2

Jarvis' Team-By-Team Blocks

Team	No.	Team	No.	Team	No.
Alabama	16	Loyola Marymount	10	Richmond	1
Alabama State	12	LSU	27	Rider	7
Arkansas	34	McNeese State	4	St. Bonaventure	10
Auburn	18	Miami	11	San Diego	8
Bradley	3	Miami (OH)	5	South Alabama	15
Bethune-Cookman	4	Memphis	5	South Carolina	15
Centenary	11	Mississippi Valley State	8	Southeastern Louisiana	12
Charlotte	4	Missouri	5	Southern Illinois	2
Cincinnati	4	Murray State	3	Tennessee	13
Clemson	6	New Orleans	7	Tennessee-Martin	3
DePaul	3	Nicholls	9	Texas A&M Corpus Christi	5
Fairleigh Dickinson	8	North Alabama	7	Texas-Pan American	8
Florida	9	Vanderbilt	5	Texas Tech	4
Florida State	1	Washington	5	UC-Irvine	2
George Mason	4	Washington State	4	UCLA	7
Georgia	24	West Virginia	1	Wright State	6
Houston	8	Western Kentucky	4	<i>Most blocks Against.. Arkansas (34)</i> <i>Blocks vs. SEC..... 192</i> <i>Non-Conference blocks..... 298</i>	
Kentucky	18	Winthrop	2		
Louisiana Lafayette	5	Old Dominion	5		
Louisiana Monroe	9	Ole Miss	19		
Louisiana Tech	6	Oregon	4		

JARVIS VARNADO'S CAREER STATS

Year	GP-GS	Min/Avg	FG-FGA	Pct	3FM-3GA	Pct	FT-FTA	Pct	Rebs	PF-D	Asst	TO	Blk	Stl	Pts/Avg
2006-07	35-13	473/13.5	75-116	.647	0-1	.000	24-45	.533	146-4.2	74-1	11	19	67	12	174/5.0
2007-08	34-34	968/28.5	109-170	.641	1-2	.500	50-100	.500	264-7.8	99-5	18	41	157	18	269/7.9
2008-09	36-36	1012/28.1	180-328	.549	0-1	.000	104-159	.654	317-8.8	83-2	28	60	170	22	464/12.9
2009-10	18-18	528/29.3	89-143	.622	0-0	.000	76-118	.644	201-11.2	39-0	15	32	96	13	254/14.1
TOTAL	123-101	2981/24.2	453-757	.598	1-4	.250	254-422	.602	928-7.5	295-8	72	152	490	65	1161/9.4

A LOOK AT THE ALL-STAR CANDIDATES

**Barry Stewart****G • 6-3 • 170****Shelbyville, TN**


- ✓ Currently ranks 12th all-time in scoring with 1,378 career points.
- ✓ His 11.1 scoring averages ranks fourth on the team.
- ✓ His 34 treys are T8th-most in SEC.
- ✓ His 236 made 3-pointers leave him 22 shy of Darryl Wilson's 258 record.
- ✓ Has scored in double-digits 38 times the last two years and has scored 20-plus points nine times in career.

Season Highs

- **Points:** 21, Wright State (12-16-09)
- **FGM:** 8, Wright State (12-16-09)
- **FGA:** 14, at Ole Miss (1-9-10)
- **3GM:** 5, Wright State (12-16-09)
- **3GA:** 7, 4 times (last: Wright State, 12-16-09)
- **FTM:** 4, SE Louisiana (11-19-09)
- **FTA:** 5, DePaul (12-10-09)
- **Rebs:** 5, twice (last: Ole Miss 1-9-10)
- **Assists:** 7, St. Bonaventure (12-5-09)
- **Steals:** 2, twice (last: Georgia 1-16-10)
- **Minutes:** 39, Georgia (1-16-10)
- **Double-Doubles:** 0

Career Highs

- **Points:** 24, Missouri (12-30-07)
- **FGM:** 8, twice (last: Wright State 12-16-09)
- **FGA:** 19, Alabama (2-21-09)
- **3GM:** 6, Tennessee (2-2-08)
- **3GA:** 11, twice (last: USC, 11-13-09)
- **FTM:** 10, twice (last: LSU 3-14-09)
- **FTA:** 12, LSU (3-14-09)
- **Rebs:** 12, Florida (3-4-09)
- **Assists:** 7, twice (last: St. Bonaventure, 12-5-09)
- **Steals:** 5, Alabama (3-14-08)
- **Minutes:** 44, twice (last: LSU, 2-11-09)
- **Double-Doubles:** 2

**Dee Bost****G • 6-2 • 170****Concord, NC**


- ✓ After leading MSU with 156 assists last year, he's tops so far with 100, the second most in the SEC. Career-high of 11 came against Wright St.
- ✓ His 12.2 scoring clip is third on the team.
- ✓ His 36.8 percent 3-point accuracy is third on team (45-plus attempts).
- ✓ 32 made 3s are the third most on the team behind Ravern Johnson.
- ✓ Has started all 54 games for MSU.
- ✓ Has scored 20-plus points in two of the last three games.

Season Highs

- **Points:** 25, Old Dominion (11-28-09); Ole Miss (1-9-10)
- **FGM:** 8, Old Dominion (11-28-09)
- **FGA:** 15, Arkansas (1-14-10)
- **3GM:** 6, Old Dominion (11-28-09)
- **3GA:** 9, Old Dominion (11-28-09)
- **FTM:** 9, at Western Kentucky (1-4-10); at Ole Miss (1-9-10)
- **FTA:** 12, at Ole Miss (1-9-10)
- **Rebs:** 8, St. Bonaventure (12-5-09)
- **Assists:** 11, Wright State (12-16-09)
- **Blks:** 1, twice (last: San Diego 12-31-09)
- **Steals:** 3, MVSU (12-28-09)
- **Minutes:** 39, Rider (11-13-09)
- **Double-Doubles:** 0

Career Highs

- **Points:** 25, Arkansas (2-7-09); Old Dominion (11-28-09); Ole Miss (1-9-10)
- **FGM:** 9, Arkansas (2-7-09)
- **FGA:** 17, LSU (2-11-09)
- **3GM:** 6, Arkansas (2-7-09); Old Dominion (11-28-09)
- **3GA:** 9, Old Dominion (11-28-09)
- **FTM:** 10, LSU (2-11-09)
- **FTA:** 12, LSU (2-11-09); Ole Miss (1-9-10)
- **Rebs:** 10, South Carolina (3-13-09)
- **Assists:** 11, Wright State (12-16-09)
- **Blks:** 1, twice (last: San Diego 12-31-09)
- **Steals:** 4, San Diego (12-30-08)
- **Minutes:** 47, twice (last: Bama, 2-21-09)
- **Double-Doubles:** 2

**Ravern Johnson****G • 6-7 • 175****Lyon, MS**

- ✓ 54 made 3-pointers are the most on the team and second in SEC.
- ✓ Became the second player in MSU history to make 80-plus 3-pointers in a season by draining 83.
- ✓ Second on team in scoring at 13.9, 18th in SEC.
- ✓ His 47.0 percent accuracy from 3-point range is second in the SEC.
- ✓ Ranks 8th all-time at MSU with 144 made 3-pointers.

Season Highs

- **Points:** 29, UCLA (12-12-09)
- **FGM:** 12, UCLA (12-12-09)
- **FGA:** 15, twice (last: MVSU, 12-28-09)
- **3GM:** 5, 3 times (last: MVSU, 12-28-09)
- **3GA:** 10, twice (last: MVSU, 12-28-09)
- **FTM:** 3, Centenary (12-22-09)
- **FTA:** 4, San Diego (12-31-09); Ole Miss (1-9-10)
- **Rebs:** 7, UCLA (12-12-09)
- **Assists:** 3, twice (last: St. Bo (12-5-09)
- **Blocks:** 2, 4 times (last: UGA 1-16-10)
- **Steals:** 2, Bethune-Cookman (11-21-09); Ole Miss (1-9-10)
- **Minutes:** 38, at Houston (12-19-09)

Career Highs

- **Points:** 29, UCLA (12-12-09)
- **FGM:** 12, UCLA (12-12-09)
- **FGA:** 17, South Carolina (2-18-09)
- **3GM:** 6, Western Ky (1-5-09)
- **3GA:** 10, six times (last: MVSU 12-28-09)
- **FTM:** 4, four times (last: South Carolina 3-13-09)
- **FTA:** 5, Alabama State (12-6-08)
- **Rebs:** 8, Nicholls (12-22-08)
- **Assists:** 3, five times (last: St. Bonaventure, 12-05-09)
- **Blocks:** 2, 8 times (last: Georgia, 1-16-10)
- **Steals:** 2, four times (last: Ole Miss 1-9-10)
- **Minutes:** 44, Alabama (2-21-08)

A Look At The MSU PLAYERS

**Phil Turner****G • 6-3 • 170****Grenada, MS**


- ✓ Sixth on team in scoring at 6.2.
- ✓ Third on team with 87 rebounds, 23rd in SEC.
- ✓ Leads MSU with 25 steals.
- ✓ Collected fifth-career double-double against SE Louisiana.
- ✓ Tied his career high with 14 rebounds vs. Southeastern Louisiana.

Season Highs

- **Points:** 15, Georgia (1-16-10)
- **FGM:** 4, twice (last: UGA 1-16-10)
- **FGA:** 12, SE Louisiana (11-19-09)
- **3GM:** 2, 3 times (last: MVSU, 12-28-09)
- **3GA:** 7, Georgia (1-16-10)
- **FTM:** 4, Georgia (1-16-10)
- **FTA:** 6, at Western Kentucky (1-4-10)
- **Rebs:** 14, SE Louisiana (11-19-09)
- **Assists:** 5, DePaul (12-10-09)
- **Steals:** 3, Texas-Pan Am (11-24-09)
- **Minutes:** 34, SE Louisiana (11-19-09)
- **Double-Doubles:** 1

Career Highs

- **Points:** 18, Kentucky (2-3-09)
- **FGM:** 7, South Carolina (2-18-09)
- **FGA:** 13, Kentucky (2-3-09)
- **3GM:** 4, four times (last: Arkansas 2-7-09)
- **3GA:** 9, twice (last: Auburn, 2-14-09)
- **FTM:** 9, Nicholls (12-22-08)
- **FTA:** 12, Nicholls (12-22-08)
- **Rebs:** 14, twice (last: SE Louisiana 11-19-09)
- **Assists:** 5, DePaul (12-10-09)
- **Steals:** 6, South Carolina (2-18-09)
- **Minutes:** 47, Alabama (2-21-09)
- **Double-Doubles:** 5

**Kodi Augustus****F • 6-8 • 220****Baton Rouge, LA**


- ✓ Fifth in scoring with 9.3 average; had first double-double at Ole Miss.
- ✓ Had career-highs with three assists against Centenary and MVSU.
- ✓ 18-straight made free throws streak snapped against St. Bonaventure.
- ✓ Second on team with 13 blocks.

Season Highs

- **Points:** 17, twice (last: San Diego 12-31-09)
- **FGM:** 6, San Diego (12-31-09)
- **FGA:** 10, MVSU (12-28-09); Ole Miss (1-9-10)
- **3GM:** 3, twice (last: San Diego 12-31-09)
- **3GA:** 6, MVSU (12-28-09)
- **FTM:** 8, Richmond (11-27-09); Old Dominion (11-28-09)
- **FTA:** 8, three times (last: St. Bonaventure, 12-5-09)
- **Rebs:** 16, at Houston (12-19-09)
- **Assists:** 3, twice (last: MVSU 12-28-09)
- **Steals:** 2, twice (last: Wright State 12-16-09)
- **Blocks:** 5, Wright State (12-16-09)
- **Minutes:** 29, MVSU (12-28-09); Ole Miss (1-9-10)
- **Double-Doubles:** 1

Career Highs

- **Points:** 19, Georgia (3-12-09)
- **FGM:** 6, 3 times (last, San Diego 12-31-09)
- **FGA:** 12, Texas Tech (11-29-08)
- **3GM:** 3, 3 times (last: San Diego 12-31-09)
- **3GA:** 6, MVSU (12-28-09)
- **FTM:** 8, Richmond (11-27-09); Old Dominion (11-28-09)
- **FTA:** 8, three times (last: St. Bonaventure (12-05-09)
- **Rebs:** 16, at Houston (12-19-09)
- **Assists:** 3, twice (last: MVSU 12-28-09)
- **Steals:** 2, Old Dominion (11-28-09)
- **Blocks:** 5, Wright State (12-16-09)
- **Minutes:** 29, MVSU (12-28-09); Ole Miss (1-9-10)
- **Double-Doubles:** 1

**Romero Osby****F • 6-8 • 230****Meridian, MS**

- ✓ Seventh in scoring with 5.1 average.
- ✓ Has seen action in 17 of the 18 games as a reserve.
- ✓ Scored in double-digits twice and had season high 13 against DePaul.
- ✓ Tied for fifth on the team with five blocks.

Season Highs

- **Points:** 13, DePaul (12-10-09)
- **FGM:** 4, twice (last: Wright State 12-16-09)
- **FGA:** 9, DePaul (12-10-09)
- **3GM:** 2, twice (last: Centenary 12-22-09)
- **3GA:** 3, twice (last: Centenary 12-22-09)
- **FTM:** 4, DePaul (12-10-09)
- **FTA:** 5, Arkansas (1-14-10)
- **Rebs:** 7, DePaul (12-10-09)
- **Assists:** 3, Beth-Cookman (11-21-09)
- **Steals:** 2, St. Bonaventure (12-5-09)
- **Blocks:** 2, Beth-Cookman (11-21-09)
- **Minutes:** 24, Beth-Cookman (11-21-09)
- **Double-Doubles:** 0

Career Highs

- **Points:** 15, North Alabama (11-19-08)
- **FGM:** 5, twice (last: Houston 1-3-09)
- **FGA:** 13, Houston (1-3-09)
- **3GM:** 2, 4 times (last: Centenary 12-22-09)
- **3GA:** 3, 5 times (last: Centenary 12-22-09)
- **FTM:** 7, Texas Tech (11-29-08)
- **FTA:** 10, Texas Tech (11-29-08)
- **Rebs:** 8, Centenary (11-15-08)
- **Assists:** 4, North Alabama (11-19-08)
- **Steals:** 2, St. Bonaventure (12-5-09)
- **Blocks:** 2, three times (last: Bethune-Cookman 11-21-09)
- **Minutes:** 24, Beth-Cookman (11-21-09)
- **Double-Doubles:** 0

A Look At The MSU PLAYERS

**Riley Benock****G • 6-4 • 180****Battletown, KY**


- ✓ Has seen action in all 18 games.
- ✓ 9th on the team in scoring at 1.9 points.
- ✓ Tied for fourth on team with 11 steals.
- ✓ Sixth on the team with 10 made 3-pointers.
- ✓ Scored season-high 9 points against both Centenary & St. Bonaventure.

Season Highs

- **Points:** 9, twice (last: Centenary 12-22-09)
- **FGM:** 3, twice (last: Centenary 12-22-09)
- **FGA:** 5, DePaul (12-10-09)
- **3GM:** 2, twice (last: Centenary 12-22-09)
- **3GA:** 5, DePaul (12-10-09)
- **FTM:** ---
- **FTA:** 1, Richmond, (11-27-09)
- **Rebs:** 2, 4 times (last: at Houston 12-19-09)
- **Assists:** 5, DePaul (12-10-09)
- **Steals:** 2, 4 times (last: Arkansas 1-14-10)
- **Minutes:** 20, DePaul (12-10-09)
- **Double-Doubles:** 0

Career Highs


- **Points:** 12, Ole Miss (1-26-08)
- **FGM:** 4, Ole Miss (1-26-08)
- **FGA:** 6, Nicholls State (12-22-08)
- **3GM:** 4, Ole Miss (1-26-08)
- **3GA:** 6, Nicholls State (12-22-08)
- **FTM:** 3, Georgia (1-12-08)
- **FTA:** 4, Georgia (1-12-08)
- **Rebs:** 4, Southeastern La. (12-8-08)
- **Assists:** 5, DePaul (12-10-09)
- **Steals:** 3, Centenary (11-15-08)
- **Minutes:** 23, LSU (2-11-09)
- **Double-Doubles:** 0

**Wendell Lewis****F • 6-8 • 240****Selma, AL**

- ✓ Seen action in 17 games as a reserve and did not play at Ole Miss
- ✓ Averaging 2.0 points and 1.9 boards.
- ✓ T4th on team with 11 offensive rebounds.
- ✓ Ranked 25th among SEC freshmen in scoring and 20th in rebounds.

Season/Career Highs

- **Points:** 7, St. Bonaventure (12-5-09)
- **FGM:** 3, Bethune-Cookman (11-21-09)
- **FGA:** 4, twice (last: St. Bonaventure 12-5-09)
- **FTM:** 3, St. Bonaventure (12-5-09)
- **FTA:** 4, St. Bonaventure (12-5-09)
- **Rebs:** 5, twice (last: St. Bonaventure 12-5-09)
- **Assists:** ---
- **Steals:** ---
- **Blocks:** 3, St. Bonaventure (12-5-09)
- **Minutes:** 15, St. Bonaventure (12-5-09)

**John Riek****F • 7-1 • 242****Sudan**

- ✓ Sat out the first nine games due to NCAA suspension.
- ✓ Has seen action in six games.
- ✓ Ranked T21th among SEC freshmen in scoring (1.7) and T8th in rebounding (2.2).
- ✓ Had season-high 6 points against Centenary.

Season/Career Highs

- **Points:** 6, Centenary (12-22-09)
- **FGM:** 2, Centenary (12-22-09)
- **FGA:** 3, twice (last: MVSU 12-28-09)
- **FTM:** 2, twice (last: MVSU 12-28-09)
- **FTA:** 4, MVSU 12-28-09
- **Rebs:** 7, Centenary (12-22-09)
- **Assists:** ---
- **Steals:** ---
- **Blocks:** 3, MVSU (12-28-09)
- **Minutes:** 11, MVSU (12-28-09)

THE REST OF THE TEAM

THE JUNIORS

45 • Elgin Bailey • F/C • 6-8 • 254 • New Orleans, LA

Bailey saw action in 27 games last year before dislocating his ankle against Florida. He still managed to finish second on the team in blocked shots with 26. Bailey finished the year averaging 3.9 points and 2.4 rebounds. He returned to the court against SE Louisiana but did not play against Bethune-Cookman. Scored his first point of the year on a free throw against Texas-Pan American and logged four minutes against Richmond and six against Old Dominion in South Padre. Hasn't played in the last six games and will likely apply for a medical redshirt.

THE SOPHOMORES

4 • Twany Beckham • G • 6-5 • 190 • Louisville, KY

Beckham played in the last 32 games of last season and was one of MSU's first players off the bench. He logged a total of 33 minutes in the SEC Tournament and averaged 1.5 points, 2.0 rebounds and dished out three assists. He finished the year averaging 1.6 points and 1.5 boards a game.

THE FRESHMEN

10 • Shaun Smith • G • 6-6 • 195 • Brooksville, MS

The first member of the 2009 MSU signing class, the heralded All-State member from Noxubee County is known for his athleticism and ball-handling skills. Ranked the 23rd best shooting guard in the country by Scout.com, Smith inked his next four years with Bulldog basketball on his birthday. As a senior, he averaged 25.1 points, 5.8 rebounds and 2.2 steals.

1 • Renardo Sidney • G • 6-10 • 260 • Jackson, MS

Is waiting to be cleared to play by the NCAA. One of MSU's most highly touted recruits, Sidney brings numerous accolades including McDonald's All American selection, USA Junior National Select Team inclusion as well as Naismith High School Player of the Year finalist. He was also tabbed Co-MVP at the Jordan Brand Classic at the famous Madison Square Garden in New York City. Sidney made his national impression at the McDonald's All-Star game where he scored 11 points while grabbing 6 rebounds.

EXHIBITION 1 — OCT. 31, 2009

Mississippi State	82
Oklahoma City	54

Humphrey Coliseum • 2 p.m.
Starkville, MS

STARKVILLE, Miss. — Junior Raven Johnson's 23 points sparked a convincing 82-54 win by 18th-ranked Mississippi State against Oklahoma City in the exhibition opener for both teams at Humphrey Coliseum.

Johnson drained 6-of-10 three-pointers, shot 8-of-15 from the floor and grabbed five rebounds.

Three other Bulldogs recorded double-digit efforts in the win, led by junior Kodi Augustus' 16 points. Sophomore Dee Bost joined senior Barry Stewart by scoring 11 points, while Bost added 6 assists.

All-SEC senior Jarvis Varnado grabbed 11 rebounds, notched 8 points and blocked 4 shots. Freshman Wendell Lewis continued his impressive preseason performance by claiming 8 rebounds in just 13 minutes.

OCU point guard Chris Brown led the game with 24 points.

The Bulldogs struggled with their opponents in the first half, but never trailed in the game. After scoring the first eight points, State saw two free-throws from OCU's Brown spark a 10-0 run that pulled the game within a point. At the break, MSU led 38-33 half.

Oklahoma City

Player	FG	3FG	FT	RB	PF	PT	A	Min
Phillips f	2-8	1-2	0-0	5	1	5	1	34
Williams c	0-4	0-0	0-1	3	4	0	1	14
Brown g	9-23	0-1	6-8	6	3	24	0	36
Graham g	3-6	0-2	0-0	4	1	6	2	34
Bingham g	4-13	2-7	1-1	3	1	11	0	34
Cuevas	0-0	0-0	0-0	1	1	0	1	6
Ennis	0-0	0-0	0-0	0	0	0	0	1
McKnight	1-2	0-0	0-0	0	2	2	1	11
Nicholson	2-3	0-0	0-0	2	2	4	0	14
James	1-3	0-0	0-1	4	3	2	1	16
TOTALS	22-62	3-12	7-11	32	18	54	7	200

Mississippi State

Player	FG	3FG	FT	RB	PF	PT	A	Min
Augustus f	6-11	1-6	3-4	5	3	16	0	25
Varnado c	3-6	0-0	2-4	11	1	8	2	27
Johnson g	8-15	6-10	1-1	5	1	23	2	34
Bost g	3-8	2-5	3-3	3	2	11	6	28
Stewart g	3-8	3-7	2-2	5	3	11	2	31
Osby	4-8	1-2	0-0	5	2	9	3	21
Smith	0-2	0-0	0-0	1	3	0	4	14
Parker	0-0	0-0	0-0	0	0	0	0	1
Luczak	0-0	0-0	0-0	1	0	0	0	2
Price	0-0	0-0	0-1	1	0	0	1	1
Lewis	2-4	0-0	0-3	8	2	4	0	13
Bolen	0-1	0-0	0-0	1	0	0	0	3
TOTALS	29-63	13-30	11-14	47	17	82	19	200

Halftime: MSU 38, OCU 33. FG%: MSU 46.0%, OCU 35.5%. 3FG%: MSU 43.3%, OCU 25.0%. FT%: MSU 78.6%, OCU 63.6%. Turnovers: MSU 14 (Varnado, Johnson 3 4), OCU 12 (James 3). Blocked Shots: MSU 6 (Varnado 4), OCU 2 (Phillips, Williams 1). Steals: MSU 3 (Bost 2), OCU 3 (Three with 1). Officials: Tom Eades, Bruce Benedick, James Williams. Attendance: 2,938.

EXHIBITION 2 — Nov. 7, 2009

Mississippi State	90
Georgetown College	70

Humphrey Coliseum • 2 p.m.
Starkville, MS

STARKVILLE, Miss. — Junior forward Kodi Augustus scored 16 points and grabbed 11 rebounds to pace 18th-ranked Mississippi State to a 90-70 win against Georgetown College.

MSU completed its two-game exhibition slate having never trailed in either game.

Augustus connected on 6-of-9 shots from the floor and all three of his free throws. All-SEC senior Jarvis Varnado totaled 17 points, 9 rebounds and 5 blocks.

Also scoring in double-digits were sophomore point guard Dee Bost with 14 points to go along with his 8 assists, while Phil Turner totaled 12 points.

Pacing the game in scoring was Georgetown's Eddie Gray with 19.

State jumped out to an early eight-point lead in the game's first 10 minutes. The Tigers responded with a six-point run capped by two consecutive treys from Vincent Crutcher to pull within two points with 8:50 left in the half. The Bulldogs responded in a big way, finishing the half on a 23-5 run sparked by a Varnado pass resulting in a dunk from Augustus. MSU led 41-22 at the break.

Georgetown College

Player	FG	3FG	FT	RB	PF	PT	A	Min
Moses	9-19	0-0	0-0	10	2	18	1	37
Pearson	3-6	0-0	0-0	5	5	6	1	13
Gray	6-11	2-4	5-5	5	2	19	2	37
Walls	1-4	1-4	0-0	1	1	3	0	18
Byron	0-8	0-1	0-0	2	4	0	2	11
Hamilton	0-1	0-1	0-0	1	0	0	0	3
Boggs	1-2	1-1	0-0	0	1	3	1	6
Saxton	4-5	1-2	1-1	2	1	10	2	25
Ferguson	1-4	0-0	3-4	4	4	5	3	19
Crutcher	2-6	2-5	0-0	2	2	6	0	25
Outen	0-0	0-0	0-0	0	3	0	0	6
TOTALS	27-66	7-18	9-10	33	25	70	12	200

Mississippi State

Player	FG	3FG	FT	RB	PF	PT	A	Min
Augustus	6-9	1-2	3-3	11	1	16	2	27
Varnado	7-7	0-0	3-5	9	3	17	2	30
Johnson	3-4	1-1	2-3	1	1	9	0	17
Bost	5-10	2-6	2-2	2	2	14	8	32
Stewart	3-10	0-7	2-2	0	0	8	3	31
Osby	1-4	0-0	7-8	3	2	9	0	16
Parker	0-0	0-0	0-0	0	0	0	0	1
Benock	0-1	0-1	0-0	3	1	0	1	13
Luczak	0-0	0-0	0-0	0	0	0	0	1
Turner	3-6	1-2	5-5	3	1	12	0	21
Lewis	2-2	0-0	1-2	0	2	5	0	10
Bolen	0-1	0-0	0-0	0	0	0	1	1
TOTALS	30-53	5-19	25-30	33	13	90	17	200

Halftime: MSU 41, GC 22. FG%: MSU 55.6%, GC 27.3%. 3FG%: MSU 14.3%, GC 30.0%. FT%: MSU 83.3%, GC 100.0%. Turnovers: MSU 17 (Varnado 5), GC 12 (Ferguson, Crutcher 4). Blocked Shots: MSU 6 (Varnado 5), GC 3 (Pearson 2). Steals: MSU 7 (Turner 3), GC 6 (Hamilton 2). Officials: Tony Greene, Mike Nance, Ron Groover. Attendance: 2,995.

GAME 1 — Nov. 13, 2009

Rider	88
Mississippi State	74

Humphrey Coliseum • 2 p.m.
Starkville, MS

STARKVILLE, Miss. — Mississippi State senior Jarvis Varnado collected his 16th career double-double despite the Bulldogs dropping a 88-74 decision to Rider in front of 7,241 fans at Humphrey Coliseum.

Varnado, collected 22 points and 14 rebounds on the night as MSU dropped the opening game of the season for the first time since a 79-76 setback to Louisiana-Lafayette in 2002.

Varnado also tallied seven blocks and scored six of the game's first 11 points to give the Bulldogs an early nine-point advantage.

Dee Bost and Raven Johnson also reached double figures, scoring 14 and 10 points, respectively.

State maintained the lead until the 45-second mark when a Mike Ringgold layup gave Rider a lead that it would never relinquish. Ringgold and Novar Gadson collected 21 points each to lead Rider.

The opener was marred by a Rider squad that went 30-of-59 (50 percent) from the field, including a sizzling 62-percent clip from the 3-point stripe.

Rider (1-0)

Player	FG	3FG	FT	RB	PF	PT	A	Min
Ringgold	10-19	0-0	1-4	6	2	21	1	39
Jackson	1-4	0-1	0-0	5	5	2	1	12
Thompson	6-12	4-6	0-2	3	2	16	2	39
Robinson	3-5	2-2	7-9	4	2	15	4	27
Gadson	7-11	2-2	5-7	11	1	21	2	37
Youngblood	0-4	0-2	4-4	3	4	4	2	21
Thompson	1-1	0-0	1-2	4	0	3	1	11
Mansell	2-3	2-3	0-0	0	1	6	0	8
Nd-Ezuma	0-0	0-0	0-0	0	1	0	0	1
Penn	0-0	0-0	0-0	0	1	0	1	5
TOTALS	30-59	10-16	18-28	38	19	88	14	200

Mississippi State (0-1)

Player	FG	3FG	FT	RB	PF	PT	A	Min
Augustus	4-9	1-1	0-1	5	4	9	0	15
Varnado	8-8	0-0	6-8	14	3	22	2	36
Johnson	4-11	2-8	0-0	1	1	10	1	29
Bost	3-11	3-6	5-6	2	5	14	7	39
Stewart	2-10	2-7	1-4	3	3	7	3	37
Osby	2-3	0-0	0-0	3	1	4	0	11
Benock	0-2	0-2	0-0	0	0	0	1	4
Turner	3-6	2-3	0-0	5	2	8	1	25
Lewis	0-2	0-0	0-0	1	1	0	0	4
TOTALS	26-62	10-27	12-19	37	20	74	15	200

Halftime: Rider 44, MSU 42. FG%: MSU 41.9%, Rider 50.1%. 3FG%: MSU 37.0%, Rider 62.5%. FT%: MSU 63.2%, Rider 64.3%. Turnovers: MSU 12 (Varnado 4), Rider 6 (Thompson, Gadson 2). Blocked Shots: MSU 9 (Varnado 7), Rider 2 (Ringgold, Gadson 1). Steals: MSU 2 (Bost, Turner 1), Rider 5 (Gadson 3). Officials: Rick Crawford, James Barker, James Williams. Attendance: 7,241.

GAME 2 — Nov. 19, 2009

Mississippi State 82
Southeastern Louisiana 67

Humphrey Coliseum • 7 p.m.
 Starkville, MS

STARKVILLE, Miss. — All-SEC center Jarvis Varnado fell just short of his second career triple-double and tied for a game-high 20 points to power Mississippi State to an 82-67 victory against Southeastern Louisiana in Humphrey Coliseum.

Varnado recorded his second-straight 20-point effort and swatted eight shots to go along with his nine rebounds.

Notching the game's only double-double was junior Phil Turner, who had 14 rebounds and 10 points.

Also scoring in double-digits were Ravern Johnson (17), Barry Stewart (13) and Dee Bost (10).

Leading SELU was center Patrick Sullivan, who shot 9-of-21 from the field to score 20 points.

The Bulldogs never trailed and led 41-29 at the break.

In a hard-fought second half, SELU orchestrated a 10-2 run sparked by a Patrick Sullivan layup to close the MSU lead to just 59-51 with 10:43 left. A trey from Bost ended the stretch, and the Bulldogs scored seven-straight capped by a Stewart trey to ice the win.

Southeastern Louisiana (2-1)

Player	FG	3FG	FT	RB	PF	PT	A	Min
Marks	2-4	0-0	1-2	6	4	5	3	29
Sullivan	9-21	0-0	2-2	7	3	20	0	35
Hutchins	5-14	4-8	0-0	2	1	14	0	25
Fortenberry	2-7	0-3	0-0	2	2	4	2	28
Patterson	0-0	0-0	2-2	2	2	2	4	18
Jones	3-4	2-3	0-0	2	1	8	2	21
Ndumba	0-1	0-0	0-0	2	2	0	0	13
Forest	2-11	0-3	2-3	4	3	6	0	21
Dixon	3-4	2-3	0-0	1	1	8	1	10
TOTALS	26-66	8-20	7-9	30	19	67	12	200

Mississippi State (1-1)

Player	FG	3FG	FT	RB	PF	PT	A	Min
Varnado	6-8	0-0	8-10	9	1	20	1	30
Johnson	7-13	3-6	0-0	3	2	17	0	31
Bost	3-5	2-3	2-5	5	1	10	4	32
Stewart	4-11	1-5	4-4	3	1	13	1	32
Turner	3-12	2-6	2-2	14	1	10	3	34
Osby	2-5	1-2	0-0	4	1	5	1	13
Benock	1-3	0-2	0-0	2	1	2	1	15
Luczak	1-1	1-1	0-0	0	0	3	0	1
Lewis	1-3	0-0	0-0	2	1	2	0	7
Bailey	0-1	0-0	0-0	0	0	0	0	1
Parker	0-0	0-0	0-0	0	0	0	0	1
Price	0-0	0-0	0-0	0	0	0	0	1
TOTALS	28-62	10-25	16-21	47	9	82	12	200

Halftime: MSU 41, SELU 29. FG%: MSU 45.2%, SELU 39.4%. 3FG%: MSU 40.0%, SELU 40.0%. FT%: MSU 76.2%, SELU 77.8%. Turnovers: MSU 13 (Bost, Turner 3), SELU 11 (Sullivan 3). Blocked Shots: MSU 10 (Varnado 8), SELU 7 (Sullivan 3). Steals: MSU 9 (Varnado 3), SELU 5 (Patterson 3). Officials: Ted Valentine, Doug Simons, Carlos Gonzalez. Attendance: 4,544.

GAME 3 — Nov. 21, 2009

Mississippi State 67
Bethune-Cookman 51

Humphrey Coliseum • 6 p.m.
 Starkville, MS

STARKVILLE, Miss. — Jarvis Varnado swatted 4 shots to become the SEC's all-time leading shot-blocker as Mississippi State cruised to a 67-51 victory against the Bethune-Cookman Wildcats.

Varnado surpassed Shaquille O'Neals' previous SEC record of 412 and now has batted 413 shots in his career. The all-star senior also recorded 10 points and 10 rebounds for his second double-double in the season's first three games.

Three other Bulldogs also scored 10 points, including senior Barry Stewart, who also handed out 4 assists.

Albert Abrahams registered the game's other double-double for the Wildcats with 15 points and 11 rebounds.

The first half saw several lead changes before two Osby free throws sparked a 10-0 MSU run. The Bulldogs led 31-24 at the half.

State saw BCU quickly close the gap to just 33-30 but responded with an 8-0 run capped by a Varnado layup that put the game out of reach for good. Varnado brought down the SEC's all-time career blocks record with a reject of an Abrahams jumper with 10:20 remaining in the second half.

Bethune Cookman (1-3)

Player	FG	3FG	FT	RB	PF	PT	A	Min
Starling	2-3	0-0	0-0	6	1	4	2	24
Adams	0-1	0-0	4-4	0	4	4	0	10
Reed	4-19	1-4	0-0	1	1	9	4	38
Elliott	0-3	0-0	2-2	4	2	2	0	21
Jones	3-7	0-2	0-0	4	0	6	1	22
Thomas	1-3	1-2	0-0	2	1	3	1	23
Abrahams	6-11	0-0	3-5	11	3	15	1	26
Bryant	0-0	0-0	2-2	0	0	2	0	2
Anusionwu	0-0	0-0	0-0	0	1	0	0	2
Dukes	2-4	2-4	0-0	0	2	6	0	16
Williford	0-1	0-0	0-0	1	0	0	0	16
TOTALS	18-52	4-12	11-13	32	15	51	9	200

Mississippi State (2-1)

Player	FG	3FG	FT	RB	PF	PT	A	Min
Varnado	4-11	0-0	2-5	10	0	10	2	31
Johnson	4-10	2-6	0-0	2	0	10	0	26
Bost	2-7	2-4	4-4	4	0	10	2	31
Stewart	3-6	2-4	2-2	1	1	10	4	31
Turner	4-7	1-1	0-0	5	3	9	2	22
Osby	2-6	0-2	3-4	6	1	7	3	24
Parker	0-1	0-0	0-0	0	1	0	0	1
Benock	2-4	1-3	0-0	2	0	5	0	19
Luczak	0-0	0-0	0-0	0	1	0	0	1
Price	0-0	0-0	0-0	5	0	0	0	1
Lewis	3-4	0-0	0-0	2	1	6	0	13
TOTALS	24-56	8-20	11-15	37	8	67	13	200

Halftime: MSU 31, BCU 24. FG%: MSU 42.9%, BCU 34.6%. 3FG%: MSU 40.0%, BCU 33.3%. FT%: MSU 73.3%, BCU 84.6%. Turnovers: MSU 13 (Bost 5), BCU 15 (Reed 4). Blocked Shots: MSU 9 (Varnado 4), BCU 4 (Reed 2). Steals: MSU 8 (Johnson, Bost, Turner, Benock 2), BCU 9 (Reed 3). Officials: James Barker, Jeremy Mosier, Chuck Jones. Attendance: 3,721.

GAME 4 — Nov. 24, 2009

Mississippi State 70
Texas-Pan American 55

Humphrey Coliseum • 7 p.m.
 Starkville, MS

STARKVILLE, Miss. — For the third time in four games, All-SEC senior Jarvis Varnado registered a double-double as the Mississippi State Bulldogs rode a tight second-half defense to a 75-50 victory against Texas Pan-American.

Varnado totaled 12 points, collected a season-high 15 rebounds and tied a season-high 8 blocks to lead MSU.

Three other Bulldogs scored in double-digits, including sophomore point guard Dee Bost (13), senior Barry Stewart (12) and junior Ravern Johnson (11).

Junior Nick Weiermiller and senior Luis Valera led the Broncs with 8 points each.

While MSU never trailed in the contest, it saw its 25-14 lead with 10 minutes remaining in the first half shrink to just two points with three left before the break. MSU finished on a 9-2 run to go up 42-33 at the break.

The Bulldogs tightened the defense in the second half, allowing just 17 points and scoring 33 of their own. State finished shooting a season-high 52.6 percent from the floor and held the Broncs to just a 29.2 percent effort.

Texas-Pan American (0-5)

Player	FG	3FG	FT	RB	PF	PT	A	Min
Valera	4-10	0-0	0-0	5	1	8	0	21
Hearn	2-7	1-2	1-2	4	1	6	2	23
Maree	0-2	0-0	3-4	2	4	3	2	22
Weiermiller	3-10	2-6	0-0	4	0	8	1	30
Smith	2-5	1-4	0-0	5	2	5	1	21
Hawkins	3-9	0-0	1-2	3	3	7	0	16
Urbanus	1-6	1-2	0-0	0	0	3	1	25
Jones	1-4	1-4	0-0	1	0	3	0	10
Seagers	0-2	0-2	0-0	1	0	0	0	2
Hendrix	3-8	1-1	0-0	2	1	7	0	20
Couch	0-1	0-0	0-0	0	2	0	0	18
Trader	0-1	0-0	0-0	1	1	0	0	2
TOTALS	19-65	7-21	5-8	33	15	50	7	200

Mississippi State (3-1)

Player	FG	3FG	FT	RB	PF	PT	A	Min
Varnado	6-8	0-0	0-2	15	2	12	1	27
Johnson	4-8	2-5	1-1	3	4	11	0	25
Bost	4-10	2-6	3-3	6	1	13	4	30
Stewart	5-10	2-5	0-0	2	1	12	0	31
Turner	2-5	1-3	0-0	3	2	5	2	22
Osby	3-6	1-2	1-1	2	1	8	2	15
Parker	1-1	0-0	0-0	0	0	2	0	1
Benock	0-0	0-0	0-0	1	0	0	0	12
Luczak	0-0	0-0	0-0	1	0	0	0	2
Price	0-0	0-0	0-0	0	0	0	0	1
Augustus	4-7	1-1	0-0	8	1	9	0	21
Lewis	1-1	0-0	0-0	1	0	2	0	9
Bailey	0-1	0-0	1-4	0	0	1	0	4
TOTALS	30-57	9-22	6-11	45	12	75	9	200

Halftime: MSU 42, TPAU 33. FG%: MSU 52.6%, TPAU 29.2%. 3FG%: MSU 40.9%, TPAU 33.3%. FT%: MSU 54.5%, TPAU 62.5%. Turnovers: MSU 16 (Johnson 5), TPAU 11 (Maree 3). Blocked Shots: MSU 14 (Varnado 8), TPAU 2 (Valera, Hendrix). Steals: MSU 8 (Turner 3), TPAU 6 (Smith 3). Officials: Steve Coleman, Ron Groover, Brian Shey. Attendance: 3,214.

GAME 5 — Nov. 27, 2009

Mississippi State	62
Richmond	63

South Padre Convention Center • 5 p.m.
South Padre Island, TX

SOUTH PADRE ISLAND, Texas — After finding itself down by as many as 14 points to Richmond on numerous occasions in the semifinals of the South Padre Island Invitational, Mississippi State fought back and seemed to take control late in the game.

But with 9.8 seconds remaining and his team trailing by one, Spiders guard Kevin Anderson nailed a 15-foot jumper to lift Richmond to a stunning 63-62 victory.

The loss snapped MSU's three-game winning streak.

Despite putting itself in an early hole, the Bulldogs battled back and closed the gap to 35-32 at the break on a putback by Phil Turner right before time expired.

The Spiders, though, regained the early momentum in the second half and pushed their lead back to 10. But as they did the first half, MSU came storming back.

That persistence paid off with 10:22 left on two free throws by Kodi Augustus that tied the game at 49-apiece. Augustus, who finished with 13 points, later gave the Bulldogs its first lead at 55-53 with two more free throws at the 7:36 mark.

State then built its biggest advantage at 62-57 on a short jumper by Raven Johnson, who totaled a team-high 15 points.

Richmond (5-1)

Player	FG	3FG	FT	RB	PF	PT	A	Min
Gonzalez	3-7	2-5	1-3	4	1	9	4	37
Anderson	5-12	0-3	2-2	4	1	12	3	39
Harper	3-3	2-2	1-2	2	3	9	2	19
Geriot	3-10	1-4	0-0	2	3	7	5	35
Butler	6-10	2-4	5-5	4	4	19	0	34
Garrett	0-0	0-0	0-0	1	5	0	0	7
Duinker	1-1	1-1	2-2	1	2	5	0	8
Smith	1-1	0-0	0-0	2	3	2	0	21
TOTALS	22-44	8-19	11-14	24	22	63	16	200

Mississippi State (3-2)

Player	FG	3FG	FT	RB	PF	PT	A	Min
Varnado	2-6	0-0	4-4	6	4	8	0	23
Johnson	6-11	3-6	0-0	6	1	15	1	31
Bost	1-7	1-5	2-4	3	3	5	4	35
Stewart	4-10	4-6	1-2	3	1	13	0	35
Turner	2-8	0-3	0-0	9	0	4	2	23
Augustus	2-7	1-2	8-8	6	4	13	0	25
Osby	1-1	0-0	2-4	1	1	4	0	8
Benock	0-3	0-3	0-1	1	0	0	0	10
Lewis	0-0	0-0	0-0	2	2	0	0	6
Bailey	0-1	0-0	0-0	0	1	0	0	4
TOTALS	18-54	9-25	17-23	41	15	62	10	200

Halftime: MSU 32, Richmond 35. FG%: MSU 33.3%, Richmond 50.0%. 3FG%: MSU 36.0%, Richmond 42.1%. FT%: MSU 73.9%, Richmond 78.6%. Turnovers: MSU 13 (Stewart 5), Richmond 13 (Geriot, Garrett 3). Blocked Shots: MSU 1 (Varnado 1), Richmond 1 (Smith 1). Steals: MSU 0, Richmond 5 (Anderson 3). Officials: Bill Gracey, Larry Spaulding, Brent Dugas. Attendance: 585.

GAME 6 — Nov. 28, 2009

Mississippi State	69
Old Dominion	55

South Padre Convention Center • 4:30 p.m.
South Padre Island, TX

SOUTH PADRE ISLAND, Texas — Sophomore point guard Dee Bost tied career highs with 25 points and six made treys to help the Mississippi State Bulldogs to a 69-55 victory against the Old Dominion Monarchs to claim the consolation game of the South Padre Island Invitational.

Bost drained 6 of his 9 three-point attempts, grabbed four rebounds and handed out four assists.

After dislocating his finger twice in the first half, all-SEC senior Jarvis Varnado saw just 19 minutes of action but shot 6-of-7 from the field to score 15 points and claim six rebounds. Fellow senior Barry Stewart and junior Kodi Augustus each contributed 10 points to wrap up four Bulldogs in double digits.

Senior forward Gerald Lee led ODU with 20 points on 9-of-14 shooting.

The Monarchs scored the game's first four points and the Bulldogs saw a back-and-forth first half. State built a 30-18 lead before ODU pulled the lead to 36-28 by halftime.

Despite seeing its lead drop to just 50-47 with 10:47 remaining, Mississippi State never trailed in the second half. MSU reeled off a 14-3 run and led 64-50 with under a minute to go.

Old Dominion (4-2)

Player	FG	3FG	FT	RB	PF	PT	A	Min
James	3-11	3-6	0-0	3	3	9	3	27
Lee	9-15	0-0	2-2	3	4	20	0	26
Hassell	2-6	0-0	0-0	2	4	4	1	24
Neely	1-5	1-4	0-0	3	2	3	3	25
Finney	3-7	1-4	3-4	6	2	10	3	32
Wright	0-0	0-0	0-0	0	0	0	0	2
Iliadis	1-2	0-1	0-0	0	1	2	0	4
Cooper	0-1	0-0	0-0	2	1	0	0	11
De Lancey	2-2	0-0	0-0	0	0	4	3	13
Bazemore	1-3	0-1	1-2	1	4	3	1	20
Carter	0-6	0-2	0-0	5	2	0	0	16
TOTALS	22-58	5-18	6-8	33	23	55	14	200

Mississippi State (4-2)

Player	FG	3FG	FT	RB	PF	PT	A	Min
Varnado	6-7	0-0	3-5	6	2	15	0	19
Johnson	2-6	2-5	0-0	3	0	6	3	26
Bost	8-13	6-9	3-4	4	0	25	4	37
Stewart	3-10	1-7	3-3	3	1	10	3	34
Turner	1-2	0-1	0-0	6	1	2	0	26
Augustus	1-4	0-1	8-8	7	3	10	2	24
Osby	0-1	0-0	1-2	1	2	1	0	14
Benock	0-0	0-0	0-0	0	0	0	0	10
Lewis	0-1	0-0	0-0	0	0	0	0	4
Bailey	0-1	0-0	0-1	0	1	0	0	6
TOTALS	21-45	9-23	18-23	33	10	69	12	200

Halftime: MSU 36, OD 28. FG%: MSU 46.7%, OD 37.9%. 3FG%: MSU 39.1%, OD 27.8%. FT%: MSU 78.3%, OD 75.0%. Turnovers: MSU 11 (Benock 3), OD 10 (James, Lee, 3). Blocked Shots: MSU 5 (Varnado 5), OD 0. Steals: MSU 3 (Augustus 2), OD 5 (5 players with 1). Officials: Brent Dugas, Brad Batt, Darren George. Attendance: 543.

GAME 7 — Dec. 5, 2009

Mississippi State	105
St. Bonaventure	53

Humphrey Coliseum • 1 p.m.
Starkville, MS

STARKVILLE, Miss. — All-SEC senior Jarvis Varnado scored 14 points to become the 31st member of Mississippi State's 1,000-point club en route to a 105-53 victory against St. Bonaventure.

Varnado also claimed eight rebounds, four blocks and three steals. The 52-point win tied the largest margin of victory for a Rick Stansbury-coached team.

The Bonnies entered the game atop the national rankings in field-goal percentage (55.1), but hit just 23-of-69 shots.

Conversely, SBU's opponents were averaging just 57.0 points per game, but State had racked up 56 by halftime and nearly doubled that mark.

Mississippi State also tied the all-time school record of 16 three-pointers made after shooting 16-of-28 from long-range. MSU outrebounded its opponent for the fifth time this season, 44-31.

For the fourth time this season, at least four Bulldog players recorded double-digit scoring, as five State players did Saturday. Raven Johnson had a season-high 18 points, while Dee Bost totaled 17 to go along with his eight rebounds and seven assists. Kodi Augustus had 17 points and Barry Stewart poured in 13.

St. Bonaventure (4-3)

Player	FG	3FG	FT	RB	PF	PT	A	Min
Cook	1-4	0-0	0-1	1	1	2	0	18
Nicholson	2-12	0-0	0-0	5	1	4	0	24
Matthews	2-7	1-3	0-0	0	1	5	1	25
Hall	1-3	0-0	0-0	2	2	2	1	20
Eleby	4-11	0-1	2-2	7	2	10	3	26
Adegboye	5-12	1-3	2-2	0	1	13	1	32
Conger	1-5	0-1	0-0	4	0	2	1	14
Leonard	0-3	0-1	0-2	1	0	0	0	4
Davenport	3-6	0-1	0-0	0	1	6	0	13
Simmons	2-4	0-1	1-2	6	5	5	0	11
Roseboro	2-2	0-0	0-0	2	4	4	0	13
TOTALS	23-69	2-11	5-9	31	18	53	7	200

Mississippi State (5-2)

Player	FG	3FG	FT	RB	PF	PT	A	Min
Augustus	4-5	3-4	6-8	5	1	17	1	24
Varnado	5-7	0-0	4-5	8	1	14	1	21
Johnson	7-11	4-6	0-0	5	0	18	3	24
Bost	6-9	5-7	0-0	8	4	17	7	24
Stewart	6-12	1-5	0-0	4	2	13	7	33
Osby	2-3	0-0	1-3	5	1	5	0	17
Parker	0-2	0-1	0-0	0	1	0	0	3
Benock	3-4	3-4	0-0	0	0	9	5	16
Luczak	0-0	0-0	0-0	0	1	0	0	3
Price	0-0	0-0	0-0	2	0	0	0	2
Turner	2-5	0-1	1-1	0	3	5	1	18
Lewis	2-4	0-0	3-4	5	0	7	0	15
TOTALS	37-62	16-28	15-21	44	14	105	25	200

Halftime: MSU 56, DBU 22. FG%: MSU 59.7%, SBU 33.3%. 3FG%: MSU 57.1%, SBU 18.2%. FT%: MSU 71.4%, SBU 55.6%. Turnovers: MSU 11 (Osby 3), SBU 12 (Eleby 4). Blocked Shots: MSU 10 (Varnado 4), SBU 4 (Simmons 3). Steals: MSU 7 (Varnado 3), SBU 5 (5 players with 1). Officials: Gary Maxwell, Tracy Woodson, Frank Scagliotta. Attendance: 3,344.

GAME 8 — DEC. 10, 2009

Mississippi State	76
DePaul	45

St. Pete Times, Forum • 5:30 p.m.
Tampa, FL

TAMPA, Fla. — Mississippi State's second participation in the SEC/Big East Challenge turned out much better as it cruised to a 76-45 victory against DePaul at the St. Pete Times Forum.

MSU also continued its magic in the Forum, the same venue where it captured the 2009 SEC Tournament.

For MSU, Kodi Augustus started things by hitting back-to-back 3-point baskets. Those shots were certainly a tone-setter for the evening. After tying a school-record with 16 3-point baskets against St. Bonaventure, the Bulldogs followed that up with nine of their 12 3s in the first half.

In the first 20 minutes, State also got four trays from Ravern Johnson, as well as single 3-point baskets from Romero Osby and Dee Bost. The Bulldogs did not get their first 2-point basket in the first half until a Romero Osby basket at 1:37.

Johnson paced MSU's offensive attack with 14 points. Also in double figures were Osby with 13, followed by Stewart and Varnado with 12 points and Augustus with 11. Varnado also had a team-high 14 rebounds to become the seventh Bulldog to pull down 800-career boards.

DePaul (5-3)

Player	FG	3FG	FT	RB	PF	PT	A	Min
Hill	3-9	1-1	0-2	4	4	7	0	29
Stulu	1-2	1-2	0-0	4	4	3	0	14
Wallace	7-16	0-0	1-5	2	3	15	0	27
Kelly	1-3	1-2	0-0	2	2	3	1	24
Walker	5-21	2-8	0-0	4	1	12	1	36
Bizoukas	1-4	0-1	3-3	1	2	5	0	23
Stovall	0-6	0-2	0-0	1	1	0	3	16
Rogers	0-0	0-0	0-0	1	0	0	1	6
Belcaster	0-0	0-0	0-0	0	0	0	0	1
Freeland	0-0	0-0	0-0	0	0	0	0	3
Faber	0-1	0-0	0-0	0	2	0	0	11
Siggins	0-2	0-2	0-0	2	0	0	0	10
TOTALS	18-64	5-18	4-10	36	19	45	6	200

Mississippi State (6-2)

Player	FG	3FG	FT	RB	PF	PT	A	Min
Augustus	3-4	2-3	3-3	3	2	11	0	17
Varnado	4-5	0-0	4-6	14	0	12	0	26
Johnson	5-8	4-6	0-0	3	2	14	0	22
Bost	1-6	1-4	1-2	3	2	4	4	30
Stewart	3-10	2-4	4-5	3	2	12	2	30
Osby	4-9	1-3	4-4	7	0	13	1	17
Parker	0-0	0-0	0-0	1	0	0	0	1
Benock	2-5	2-5	0-0	2	0	6	1	20
Luczak	0-0	0-0	0-0	1	1	0	0	2
Price	1-1	0-0	0-0	0	0	2	0	1
Turner	1-6	0-4	0-0	5	0	2	5	20
Lewis	0-1	0-0	0-2	4	3	0	0	14
TOTALS	24-55	12-29	16-22	49	12	76	13	200

Halftime: MSU 35, DU 15. FG%: MSU 43.6%, DU 28.1%. 3FG%: MSU 41.4%, DU 27.8%. FT%: MSU 72.7%, DU 40.0%. Turnovers: MSU 17 (Bost 5), DU 12 (Wallace, Kelly 3). Blocked Shots: MSU 7 (Varnado 3), DU 1 (Hill). Steals: MSU 6 (Turner 2), DU 10 (Wallace 3). Officials: Tony Greene, Mike Kitts, Doug Shows. Attendance: 9,353.

GAME 9 — DEC. 12, 2009

Mississippi State	72
UCLA	54

Honda Center • 3:30 p.m.
Anaheim, CA

ANAHEIM, Calif. — Mississippi State completed its coast-to-coast road swing with another impressive basketball victory Saturday, a 72-54 romp over UCLA at the 16th annual John R. Wooden Classic played in the Honda Center.

For a second straight game, the Bulldogs started strong and were never tied or behind in the contest. Ravern Johnson scored a 2-point basket and Barry Stewart drilled a 3-point basket, leading to a quick 5-0 lead.

Three-point baskets by Stewart and Ravern Johnson sparked an 8-0 run as MSU sprinted to a 17-7 advantage. The Bulldogs kept up the defensive pressure, forcing a pair of turnovers to again spark a 9-0 run. A putback by Johnson capped that run, giving the Bulldogs a 32-14 advantage with 5:23 left in the opening half.

MSU kept the early offensive momentum it had established and eased into a halftime with a 40-19 advantage.

In the second half, MSU kept the rhythm. Another 3-point basket by Johnson capped a half-opening 5-0 run as the Bulldogs built a 45-19 advantage. The Bulldogs held a 20-plus point lead for the opening 10 minutes of the final half.

Mississippi State (7-2)

Player	FG	3FG	FT	RB	PF	PT	A	Min
Augustus	3-5	1-2	0-1	2	2	7	0	22
Varnado	5-11	0-0	3-6	11	2	13	0	34
Johnson	12-15	5-8	0-0	7	0	29	0	31
Bost	0-6	0-4	2-2	6	1	2	7	34
Stewart	2-11	2-7	0-0	2	1	6	4	37
Osby	1-1	0-0	0-0	2	0	2	0	8
Parker	0-0	0-0	0-1	0	0	0	0	1
Benock	1-2	1-1	0-0	1	0	3	0	8
Luczak	0-0	0-0	0-0	0	0	0	0	1
Price	0-0	0-0	0-0	0	0	0	0	1
Turner	2-6	0-2	2-2	3	1	6	0	17
Lewis	2-2	0-0	0-2	1	1	4	0	6
TOTALS	28-59	9-24	7-12	39	8	72	11	200

UCLA (2-6)

Player	FG	3FG	FT	RB	PF	PT	A	Min
Nelson	1-5	0-0	3-6	8	0	5	1	25
Dragovic	0-9	0-5	0-0	1	2	0	1	29
Lee	6-13	1-4	3-6	6	1	16	2	36
Anderson	2-4	0-0	0-0	2	3	4	3	25
Roll	7-14	3-6	0-0	6	2	17	2	32
Moser	1-2	0-1	0-0	1	2	2	1	4
Trapani	0-1	0-1	0-0	0	0	0	0	1
Keefe	0-0	0-0	0-0	1	2	0	0	5
Lane	0-0	0-0	0-0	0	0	0	1	8
Morgan	2-5	0-0	0-0	3	0	4	0	14
Honeycutt	3-10	0-3	0-1	8	1	6	1	21
TOTALS	22-63	4-20	6-13	41	13	54	12	200

Halftime: MSU 40, UCLA 19. FG%: MSU 47.5%, UCLA 34.9%. 3FG%: MSU 37.5%, UCLA 20.0%. FT%: MSU 58.3%, UCLA 46.2%. Turnovers: MSU 12 (Bost 3), UCLA 10 (Honeycutt 3). Blocked Shots: MSU 8 (Varnado 7), UCLA 1 (Morgan). Steals: MSU 5 (Turner 3), UCLA 7 (Nelson 2). Officials: Mike Stuart, Mike Nance, Doug Simmons. Attendance: 13,043.

GAME 10 — DEC. 16, 2009

Mississippi State	80
Wright State	69

Humphrey Coliseum • 6 p.m.
Starkville, MS

STARKVILLE, Miss. — Barry Stewart found his stroke to the tune of a season-high 21 points to lift Mississippi State to its fifth-straight victory, an 80-69 win against Wright State.

Stewart brought down season-highs in both field goals (8) and treys (5) and added 3 rebounds.

Leading the SEC in field-goal shooting, all-SEC senior Jarvis Varnado added 17 points on 6-of-6 shooting to go along with his six blocks.

Junior Ravern Johnson's 13 points and sophomore forward Romero Osby's 10 rounded out State scorers in double digits. Sophomore point guard Dee Bost handed out a career-high 11 assists.

Wright State's Troy Tabler recorded a game-high 22 points on 6-of-12 shooting from behind the arc.

The first half was one of several runs as MSU took a 43-31 lead into halftime.

The two teams combined for five-straight made treys out of the break, but the Raiders could never shrink the lead to less than nine the remainder of the game.

MSU drained a season-high 63.0 percent of their shots, the fourth-best mark of any team under Stansbury's tenure.

Wright State (6-4)

Player	FG	3FG	FT	RB	PF	PT	A	Min
Cooperwood	2-6	0-3	0-0	4	4	4	0	26
Thomas	5-8	4-6	0-0	1	1	14	0	24
Tabler	7-13	6-12	2-2	3	1	22	4	37
Brown	4-17	2-6	2-2	4	1	12	4	39
Duggins	4-11	2-6	0-0	1	1	10	4	39
Land	1-4	0-1	2-2	4	4	4	1	15
Darkwa	0-0	0-0	0-0	1	0	0	0	1
Grote	0-6	0-1	2-2	4	2	2	1	14
Cartham	0-0	0-0	0-0	0	1	0	0	3
Kock	0-1	0-1	1-2	1	0	1	0	2
TOTALS	23-66	14-36	9-10	28	15	69	14	200

Mississippi State (8-2)

Player	FG	3FG	FT	RB	PF	PT	A	Min
Augustus	1-4	1-4	2-2	5	1	5	1	27
Varnado	6-6	0-0	5-8	8	1	17	0	30
Johnson	5-7	3-4	0-0	5	1	13	1	32
Bost	3-9	1-5	0-0	6	1	7	11	33
Stewart	8-11	5-7	0-0	3	2	21	1	33
Osby	4-4	2-2	0-0	2	0	10	0	9
Parker	0-0	0-0	0-0	0	0	0	0	1
Benock	0-0	0-0	0-0	0	4	0	1	11
Luczak	0-0	0-0	0-0	0	0	0	0	1
Price	0-0	0-0	0-0	0	0	0	0	1
Turner	0-3	0-3	3-4	1	2	3	1	16
Lewis	2-2	0-0	0-0	2	0	4	0	5
Riek	0-0	0-0	0-0	0	0	0	0	1
TOTALS	29-46	12-25	10-14	34	12	80	16	200

Halftime: MSU 43, WSU 31. FG%: MSU 63.0%, WSU 34.8%. 3FG%: MSU 48.0%, WSU 38.9%. FT%: MSU 71.4%, WSU 90.0%. Turnovers: MSU 18 (Bost, Osby 4), WSU 10 (Tabler 4). Blocked Shots: MSU 13 (Varnado 6), WSU 0. Steals: MSU 5 (Augustus, Stewart 2), WSU 7 (Cooperwood 2). Officials: Tom Eades, Jamie Luckie, Tracy Woodson. Attendance: 4,721.

GAME 11 — DEC. 19, 2009

Mississippi State	70
Houston	64

Hofheinz Pavilion • 1 p.m.
Houston, TX

HOUSTON, Texas — Mississippi State scored the final six points of the game en route to a come-from-behind 70-64 win at Houston.

Barry Stewart hit a 4-foot jump shot with 34 seconds left to break a 64-all tie. The Cougars then were denied on their next possession with Jarvis Varnado grabbing the rebound. On the other end, Varnado hit a pair of free throws before slamming the door shut on the Cougars with his fifth blocked shot. Ravern Johnson came away with possession and hit two free throws to secure the win.

Houston entered the contest averaging better than 86 points per game - good for fifth in the nation. However, the Cougars found the going tough against the MSU defense. Houston only shot 31 percent.

In the opening half, Houston started strong, taking a 21-13 advantage midway through. But MSU turned up the defensive pressure to make it 34-all at the half. MSU sprinted to its largest lead by scoring the first nine points of the second half. UH did not score for the first 4:44 of the final half. After a 3-point basket by Kodi Augustus gave MSU a 43-34 lead, Houston responded with an 8-0 run of its own.

State still maintained the lead until a putback by Kelvin Lewis put Houston on top 53-52 with 6:49 left in the contest.

Mississippi State (9-2)

Player	FG	3FG	FT	RB	PF	PT	A	Min
Augustus	3-8	1-2	0-0	16	2	7	0	20
Varnado	3-11	0-0	7-17	17	3	13	0	34
Johnson	5-14	3-10	2-2	4	1	15	1	38
Bost	4-9	2-4	5-5	6	0	15	6	38
Stewart	6-12	1-4	1-2	5	3	14	0	37
Osby	0-0	0-0	0-0	1	1	0	0	2
Benock	0-0	0-0	0-0	2	3	0	1	6
Turner	1-3	1-2	2-2	4	1	5	0	21
Lewis	0-0	0-0	1-2	1	0	1	0	4
TOTALS	22-57	8-22	18-30	59	14	70	8	200

Houston (5-3)

Player	FG	3FG	FT	RB	PF	PT	A	Min
Van Slyke	1-5	1-2	0-0	3	4	3	1	9
Lewis	7-17	4-10	0-0	4	3	18	0	39
Wade	0-4	0-1	0-0	3	1	0	6	33
A. Coleman	10-31	3-8	5-11	12	1	28	2	40
Brown	1-11	1-7	0-0	1	0	3	1	31
S. Coleman	0-1	0-1	0-0	0	4	0	0	3
Nixon	2-4	1-2	0-1	0	3	5	0	15
McNeil	2-3	0-0	0-0	4	1	4	0	8
Haywood	0-0	0-0	0-0	0	1	0	0	1
Broughton	1-1	0-0	1-2	6	5	3	1	18
Washington	0-0	0-0	0-0	0	0	0	0	3
TOTALS	24-77	10-31	6-14	39	23	64	11	200

Halftime: MSU 34, UH 34. FG%: MSU 38.6%, UH 31.2%. 3FG%: MSU 36.4%, UH 32.3%. FT%: MSU 60.0%, UH 42.9%. Turnovers: MSU 19 (Bost 7), UH 6 (Lewis 2). Blocked Shots: MSU 6 (Varnado 5), UH 0. Steals: MSU 5 (Bost 2), UH 7 (three with 3). Officials: Gary Maxwell, Patrick Adams, Lee Cassell. Attendance: 3,422.

GAME 12 — DEC. 22, 2009

Mississippi State	88
Centenary	51

Mississippi Coliseum • 7 p.m.
Jackson, MS

JACKSON, Miss. — Mississippi State dominated once again in the state capital behind Ravern Johnson's 20 points en route to 88-51 victory against the Centenary Gents at Mississippi Coliseum.

The Bulldogs also got excellent play from its bench, which contributed a season-high 31 points.

Junior Riley Benock led the bench with 9 points on 3-of-3 shooting from beyond the arc, while Johnson matched his season high with 5 three-pointers. Senior Barry Stewart and sophomore Dee Bost accumulated 14 points, 5 assists and 10 points, 6 assists respectively.

Mississippi State struggled in the game's first five minutes, as the Gents managed to lead 7-6 on a Tubner jumper at the 15:36 mark. A Benock trey sparked the Bulldogs to an 11-2 run midway through the half, and Johnson completed a four-point play to close out a 46-27 MSU advantage entering halftime.

The Bulldogs never looked back and continued to stretch the lead throughout the second frame. Freshman John Riek recorded the first points of his career at the 11:09 mark and finished with 6 points.

Centenary (4-7)

Player	FG	3FG	FT	RB	PF	PT	A	Min
Marseille	1-5	0-1	1-4	4	0	3	2	24
Bonham	2-2	1-1	1-2	0	2	6	1	18
Tubner	4-10	1-2	0-0	1	0	9	1	28
Perez	4-10	1-3	0-0	3	0	9	2	28
Starring	1-8	1-2	0-0	5	2	3	1	27
Davis	1-1	1-1	2-2	2	0	5	0	4
Marciel	0-2	0-1	2-2	3	3	2	0	18
Sims	2-10	0-3	0-0	3	4	4	0	16
Swartz	3-6	1-2	1-2	4	0	8	1	18
Trotman	1-1	0-0	0-0	1	1	2	0	5
Nakwaasah	0-4	0-3	0-0	3	2	0	2	14
TOTALS	19-59	6-19	7-12	29	14	51	10	200

Mississippi State (10-2)

Player	FG	3FG	FT	RB	PF	PT	A	Min
Augustus	2-6	0-1	1-2	5	3	5	3	23
Varnado	2-5	0-0	4-4	9	1	8	1	24
Johnson	6-11	5-8	3-3	3	0	20	0	23
Bost	4-7	2-4	0-0	6	1	10	6	27
Stewart	5-10	2-6	2-5	4	3	14	5	33
Osby	3-5	2-3	0-0	2	2	8	0	17
Parker	0-1	0-1	0-0	0	0	0	0	3
Benock	3-3	3-3	0-0	1	0	9	2	15
Luczak	0-0	0-0	0-0	0	0	0	0	3
Price	0-2	0-0	0-0	0	0	0	0	2
Turner	2-6	0-1	2-2	4	1	6	3	14
Lewis	1-1	0-0	0-0	1	0	2	0	8
Riek	2-3	0-0	2-2	7	1	6	0	8
TOTALS	30-60	14-27	14-18	44	12	88	20	200

Halftime: MSU 47, Cent 27. FG%: MSU 50.0%, Cent 32.2%. 3FG%: MSU 51.9%, Cent 31.6%. FT%: MSU 77.8%, Cent 58.3%. Turnovers: MSU 10 (Riek 3), Cent 11 (Starring, Sims 2). Blocked Shots: MSU 9 (Varnado 4), Cent 4 (Four with four). Steals: MSU 5 (Bost and Turner 2), Cent 7 (Marseille, Nakwaasah). Officials: Tony Greene, Pat Adams, John Hampton. Attendance: 5,502.

GAME 13 — DEC. 28, 2009

Mississippi State	73
Mississippi Valley State	45

Humphrey Coliseum • 7 p.m.
Starkville, MS

STARKVILLE, Miss. — Mississippi State showed no post-Christmas Day rust, rolling past Mississippi Valley State 73-45.

The Bulldogs closed out the home portion of their non-conference slate by winning an eighth straight game.

After a sluggish start, the Bulldogs broke away from an 8-8 tie with a 15-4 run. Back-to-back 3-point baskets from Barry Stewart and Phil Turner punctuated that run. Ravern Johnson also hit a trey during the spree, while defensively MSU received a steal from Riley Benock and a pair of blocks from Jarvis Varnado.

The outside shooting of MVSU's Shannon Behling kept the Delta Devils in the contest early. The Bulldogs ended the half with a 9-0 run to take a 41-22 advantage at the intermission.

The hosts stretched that run to 19-0 by scoring the first 10 points of the game's final half. After going the 3:48 of the half without a point, the Delta Devils could get no closer than a 25 point deficit the remainder of the way.

Johnson paced the MSU offensive attack with 22 points, including a 5-of-10 night from 3-point range.

MVSU was led by Behling's 16 points.

Mississippi Valley State (11-12)

Player	FG	3FG	FT	RB	PF	PT	A	Min
Donald	1-2	0-0	0-0	4	1	2	0	11
Studivant	2-7	0-0	0-2	2	1	4	0	12
Cheeks	0-6	0-3	0-0	9	2	0	3	30
Behling	7-20	2-6	0-0	14	3	16	1	37
Burwell	2-5	2-3	0-0	1	4	6	1	38
Mack	0-1	0-1	0-0	0	0	0	0	2
Lamb	1-3	0-2	0-0	1	0	2	1	15
Cox	1-1	0-0	1-1	2	0	3	0	13
M. Holmes	0-3	0-1	0-0	4	2	0	0	13
J. Holmes	5-14	0-3	2-5	3	3	12	0	29
TOTALS	19-62	4-19	3-8	45	16	45	6	200

Mississippi State (11-2)

Player	FG	3FG	FT	RB	PF	PT	A	Min
Augustus	2-10	2-6	1-3	4	1	7	3	29
Varnado	3-4	0-0	4-4	7	4	10	2	20
Johnson	8-15	5-10	1-3	4	0	22	0	29
Bost	2-12	1-7	0-0	5	0	5	7	36
Stewart	4-9	2-5	1-2	5	1	11	2	25
Parker	0-0	0-0	0-0	0	0	0	0	1
Benock	0-1	0-1	0-0	0	0	0	0	18
Luczak	0-0	0-0	0-0	0	0	0	0	1
Price	0-2	0-0	0-0	0	0	0	0	1
Turner	3-5	2-4	4-4	8	1	12	2	19
Lewis	1-2	0-0	0-0	1	1	2	0	10
Riek	1-3	0-0	2-4	5	2	4	0	11
TOTALS	24-61	12-33	13-20	44	10	73	16	200

Halftime: MSU 41, MVSU 22. FG%: MSU 39.3%, MVSU 30.6%. 3FG%: MSU 36.4%, MVSU 21.1%. FT%: MSU 65.0%, MVSU 37.5%. Turnovers: MSU 4 (Four with 4), MVSU 13 (Behling, Burwell 3). Blocked Shots: MSU 12 (Varnado 7), MVSU 1 (Studivant). Steals: MSU 10 (Bost 3), MVSU 1 (Behling). Officials: Joe Lindsey, Bert Smith, Brent Baranky. Attendance: 5,421.

GAME 14 — DEC. 19, 2009

Mississippi State	70
Houston	64

Jenny Craig Pavilion • 1 p.m.
San Diego, CA

SAN DIEGO, Calif. — Jarvis Varnado scored 23 points and pulled down a career-high 17 rebounds Mississippi State defeated San Diego 77-68.

Varnado gathered 17 rebounds for the third time in his career - matching his output earlier this year in a road win at Houston and last year in a home win over LSU. For the Bulldog senior, it was his seventh double double of the season and 22nd of his standout career. The 23 point night - highlighted by a 7-of-7 night at the free throw line - marked a new season-high.

M-State closes out 2009 with its ninth straight victory.

MSU fell behind early as the Bulldogs missed six of their first seven shots from the field. Despite the early struggles the deficit was never more than five points. Trailing 20-16, the Bulldogs finally found a rhythm, ripping off a 10-0 run.

A Wendell Lewis dunk capped that run, placing the Bulldogs ahead 26-20. MSU would not trail for the remainder of the contest. Thanks to the final of three first-half 3-point baskets from Kodi Augustus and eight first-half rebounds from Jarvis Varnado, the Bulldogs were able to stretch the lead.

Brandon Johnson led USD with 31 points.

Mississippi State (12-2)

Player	FG	3FG	FT	RB	PF	PT	A	Min
Augustus	6-8	3-3	2-5	2	2	17	1	24
Varnado	8-9	0-0	7-7	17	3	23	1	27
Johnson	3-5	2-3	2-4	3	1	10	0	37
Bost	3-10	0-2	4-6	3	0	10	3	36
Stewart	1-6	0-2	0-0	0	3	2	4	31
Osby	0-0	0-0	2-2	2	1	2	0	3
Benock	0-1	0-1	0-0	1	3	0	1	15
Turner	3-7	1-3	2-2	2	1	9	0	17
Lewis	2-2	0-0	0-0	2	0	4	0	10
TOTALS	26-48	6-14	19-26	35	20	77	10	200

San Diego (6-9)

Player	FG	3FG	FT	RB	PF	PT	A	Min
Lewis	3-3	2-2	0-0	9	3	8	2	24
Mafra	6-13	0-0	2-4	5	5	14	1	22
Johnson	8-16	3-7	12-15	3	1	31	2	36
Dorr	1-2	0-1	2-2	1	4	4	2	33
Jackson	2-12	1-7	0-0	0	1	5	1	30
Ginty	0-1	0-0	1-2	2	1	1	1	20
McCollum	0-3	0-0	0-0	0	0	0	0	4
Crescencio	0-1	0-0	1-2	2	1	1	0	9
Rancifer	1-1	0-0	0-0	0	1	2	0	9
Houston	1-5	0-0	0-0	4	4	2	0	13
TOTALS	22-57	6-17	18-25	29	21	68	9	200

Halftime: MSU 38, USD 30. FG%: MSU 54.2%, USD 38.6%. 3FG%: MSU 42.9%, USD 35.3%. FT%: MSU 73.1%, USD 72.0%. Turnovers: MSU 17 (Augustus, Bost, Stewart 4), USD 12 (Johnson 3). Blocked Shots: MSU 4 (Varnado 2), USD 2 (Jackson, Rancifer 1). Steals: MSU 5 (Bost 2), USD 6 (Johnson 4). Officials: Tom Wood, Michael Greenstein, Steven Espinoza. Attendance: 3,422.

GAME 15 — JAN. 4, 2010

Western Kentucky	55
Mississippi State	52

E.A. Diddle Arena • 8 p.m.
Bowling Green, KY

BOWLING GREEN, Ky. — A furious rally came up short as the Mississippi State Bulldogs dropped a 55-52 decision to Western Kentucky at Diddle Arena.

Down by 12, MSU reeled off a 13-2 run and actually had a chance to lead when Jarvis Varnado missed a 10-foot jump shot in the lane with 3 seconds left. Anthony Sally then closed matters with a pair of free throws.

After a sluggish first half by both teams, the Bulldogs actually carried a 26-23 lead into the locker room at halftime. Varnado stretched that lead to MSU's largest by scoring a basket early in the second half.

From there, WKU energized a season-best crowd of 5,925 by putting together a 21-6 run. That stretch covered more than 10 minutes of playing time and saw the Bulldogs connect from the field only on a dunk by Varnado and a jumper by Barry Stewart.

The Hilltoppers ran their lead to 12 points at 51-39 with 5:32 remaining before MSU made its final push. A steal by Stewart and old fashioned 3-point play by Dee Bost brought the Bulldogs within seven, at 51-44.

Varnado recorded his 23rd career double double with 17 points and 12 rebounds. Bost was also in double figures with 13 points.

Mississippi State (12-3)

Player	FG	3FG	FT	RB	PF	PT	A	Min
Johnson	3-10	2-6	0-2	6	3	8	0	34
Augustus	1-5	1-4	0-0	3	2	3	0	21
Varnado	7-10	0-0	3-6	12	4	17	1	37
Bost	2-7	0-3	9-11	6	3	13	5	35
Stewart	4-13	1-6	0-2	3	2	9	1	38
Osby	0-0	0-0	0-0	1	2	0	0	6
Benock	0-0	0-0	0-0	1	1	0	0	7
Turner	0-2	0-0	2-6	6	1	2	0	19
Lewis	0-0	0-0	0-0	1	0	0	0	3
TOTALS	17-47	4-19	14-27	41	18	52	7	200

Western Kentucky (8-4)

Player	FG	3FG	FT	RB	PF	PT	A	Min
Dickerson	0-1	0-0	0-0	1	0	0	2	14
Pettigrew	6-11	2-4	3-7	8	2	17	1	38
Evans	1-4	0-2	0-0	5	5	2	1	18
Slaughter	2-16	2-8	0-0	5	5	2	1	18
Crook	4-9	0-0	0-0	2	1	8	2	22
Dixon	4-8	0-1	0-0	3	3	8	1	10
Swing	0-1	0-1	0-0	0	0	0	0	8
Tippling	1-1	1-1	0-0	2	1	3	0	9
Milosevic	0-0	0-0	0-0	4	4	0	0	13
Sally	1-4	0-2	9-9	2	3	11	2	29
TOTALS	19-55	5-19	12-16	34	21	55	10	200

Halftime: MSU 26, WKU 23. FG%: MSU 36.2%, WKU 34.5%. 3FG%: MSU 21.1%, WKU 26.3%. FT%: MSU 51.9%, WKU 75.0%. Turnovers: MSU 18 (Stewart 5), WKU 13 (Milosevic 5). Blocked Shots: MSU 5 (Varnado 3), WKU 2 (Evans, Slaughter 1). Steals: MSU 4 (Varnado 2), WKU 9 (Crook 3). Officials: Doug Simmons, Patrick Evans, Terry Moore. Attendance: 5,925.

GAME 16 — JAN. 9, 2010

Mississippi State	80
Ole Miss	75

Tad Smith Coliseum • 12:30 p.m.
Oxford, MS

Oxford, Miss. — Mississippi State rallied from a nine-point second-half deficit to upset 14th-ranked Ole Miss 80-75 at Tad Smith Coliseum in the SEC opener for both teams.

For MSU, Coach Rick Stansbury improved to 10-2 in conference openers and also evened his personal mark at 6-6 inside this arena.

Dee Bost led the Bulldogs with 25 points, including 17 in the game's final half. Defensively, Jarvis Varnado continued his tear with 12 rebounds and six blocked shots. Kodi Augustus also added a double double with 13 points and 12 rebounds.

MSU on fire, hitting five of their first six shots from 3-point range. The Bulldogs sprinted to a 20-8 advantage, but Ole Miss scrapped back rather quickly, reeling off a 13-3 run. The Rebs went into the break up 35-28 and eventually swelled their lead to nine in the second frame.

However, MSU clawed back thanks to increased defensive intensity, strong free throw shooting and foul trouble for the Rebels. MSU had a stretch of eight straight made free throws before a Jarvis Varnado tip-in tied the teams at 59-59 with 9:12 remaining.

The lead changed hands five times before the Bulldogs seized control for good thanks to a 9-0 run.

Mississippi State (13-3, 1-0)

Player	FG	3FG	FT	RB	PF	PT	A	Min
Johnson	5-9	3-5	2-4	1	1	15	1	30
Augustus	4-10	1-4	4-4	12	2	13	0	29
Varnado	2-7	0-0	5-8	12	3	9	1	36
Bost	7-13	2-5	9-12	2	2	25	6	37
Stewart	4-14	3-6	0-3	5	1	11	2	34
Osby	2-4	1-2	0-0	3	1	5	0	10
Benock	0-0	0-0	0-0	0	0	0	2	9
Turner	0-0	0-0	2-2	3	0	2	0	11
Riek	0-0	0-0	0-0	1	3	0	0	4
TOTALS	24-57	10-22	22-33	46	13	80	12	200

Ole Miss (12-3)

Player	FG	3FG	FT	RB	PF	PT	A	Min
Holloway	0-2	0-0	0-0	1	2	0	0	15
Cranston	3-3	0-0	0-0	2	5	6	0	8
Warren	5-17	3-8	2-2	1	0	15	4	35
Polynice	3-15	0-1	1-2	4	2	7	7	29
White	4-10	1-5	0-0	5	2	9	2	30
Henry	4-6	2-3	2-4	6	2	12	0	19
Buckner	4-5	0-0	0-0	5	1	8	0	19
Gaskins	1-4	0-2	2-2	2	4	4	1	13
Graham	5-10	3-4	1-3	7	3	14	1	32
TOTALS	29-72	9-23	8-13	39	21	75	15	200

Halftime: MSU 37, UM 42. FG%: MSU 42.1%, UM 40.3%. 3FG%: MSU 45.5%, UM 39.1%. FT%: MSU 66.7%, UM 61.5%. Turnovers: MSU 15 (Bost 5), UM 9 (Warren, Polynice 2). Blocked Shots: MSU 8 (Varnado 6), UM 5 (Polynice, Henry 2). Steals: MSU 6 (Johnson 2), UM 7 (Graham 4). Officials: Mike Stuart, Rick Crawford, Antinio Petty. Attendance: 9,360.

GAME 17 — JAN. 14, 2010

Mississippi State	82
Arkansas	80

Humphrey Coliseum • 6 p.m.
Starkville, MS

STARKVILLE, Miss. — Mississippi State's Jarvis Varnado became the first State player ever to record two career triple-doubles as he pushed the Bulldogs to an 82-80 victory against the Arkansas Razorbacks (7-9, 0-1) in front of an announced crowd of 8,339.

Varnado scored 17 points, grabbed 12 rebounds and tied his own MSU all-time high of 10 blocks.

Dee Bost led the Bulldogs with 18 points to go along with his 7 rebounds and 6 assists. Senior Barry Stewart scored 12 while junior Ravern Johnson and sophomore Romero Osby each put up 11.

Leading all scorers was Arkansas' Mar-shawn Powell with 25 points.

The opening 20 minutes saw Mississippi State dominate. After the score started at 6-5, the Bulldogs hit 11 of their first 12 shots and orchestrated a 16-4 run midway through the half. MSU led by as many as 19 en route to a 51-39 halftime advantage. State drained 61.3 percent of its shots in the first stanza.

The Razorbacks responded with a half-time adjustment on the defensive end and closed the gap to just 80-76 with 25.6 seconds remaining while UA held possession. But Turner intercepted an in-bounds pass to record his only steal of the game and effectively ice the victory for MSU.

Arkansas (7-9, 0-1)

Player	FG	3FG	FT	RB	PF	PT	A	Min
Powell	10-16	0-0	5-7	8	3	25	3	33
Washington	6-16	1-3	3-4	7	3	16	2	33
Farmer	0-0	0-0	0-0	1	2	0	1	10
Fortson	9-26	2-3	0-0	6	3	20	5	36
Clarke	2-9	2-7	0-0	3	1	9	0	32
Bryant	1-1	0-0	0-1	0	1	2	1	4
Britt	2-2	2-2	0-0	2	5	6	1	22
Welsh	1-5	1-3	2-2	4	2	5	3	21
Johnson	0-0	0-0	0-0	2	2	0	0	7
Nobles	0-1	0-0	0-0	0	0	0	0	2
TOTALS	31-76	8-18	10-14	37	22	80	16	200

Mississippi State (14-3, 2-0)

Player	FG	3FG	FT	RB	PF	PT	A	Min
Augustus	2-6	1-3	2-2	9	4	7	1	22
Varnado	7-13	0-0	3-4	12	1	17	1	35
Johnson	4-6	3-5	0-0	2	2	11	0	23
Bost	6-15	2-5	6-11	7	0	20	6	35
Stewart	4-10	1-3	3-4	3	2	12	2	34
Osby	3-4	0-0	3-5	2	3	9	2	17
Benock	0-0	0-0	0-0	0	0	0	1	11
Turner	1-1	1-1	3-4	4	0	6	1	19
Lewis	0-2	0-0	0-0	2	0	0	0	3
Riek	0-0	0-0	0-0	0	0	0	0	1
TOTALS	27-57	8-17	20-30	42	12	82	14	200

Halftime: MSU 39, ARK 51. FG%: MSU 61.3%, ARK 40.8%. 3FG%: MSU 55.6%, ARK 50.0%. FT%: MSU 72.7%, ARK 33.3%. Turnovers: MSU 14 (Bost 6), ARK 11 (Farmer, Fortson 3). Blocked Shots: MSU 13 (Varnado 10), ARK 5 (Johnson 2). Steals: MSU 6 (Benock 2), ARK 8 (Clarke 3). Officials: Tony Greene, Ted Valentine, Mike Nance. Attendance: 8,339.

GAME 18 — JAN. 16, 2010

Mississippi State	72
Georgia	69

Humphrey Coliseum • 2 p.m.
Starkville, MS

STARKVILLE, Miss. — A season-high 15 points from senior Phil Turner sparked an impressive late-game rally to lift Mississippi State to a 72-69 victory against Georgia.

Turner provided the energy MSU required off the bench and added five rebounds and three vital steals in the game's final minutes to secure the win for State.

Sophomore Dee Bost tied Turner for the team lead with 15 points and 7 assists, while all-SEC senior Jarvis Varnado contributed 14 points, 14 rebounds and 6 blocks to record his 10th double-double of the season and 25th of his career. Senior Barry Stewart added 10 points to round out State's double-digit scorers.

Leading all scorers was Georgia's Trey Thompkins with 18 points.

Georgia dominated the game's first 35 minutes, holding a 41-30 halftime advantage and leading 64-51 with just 5:33 left.

State inserted Turner, who immediately drained a trey and the resulting foul shot to help MSU orchestrate a 14-0 run in just 92 seconds to take a 68-67 lead with 2:39 remaining. After a dunk from Georgia's junior Jeremy Price at the 2:31 mark, Stewart made two free throws, and Bost hit a fading mid-range jumper to push MSU's advantage to 72-69 with 39 seconds left.

Georgia (8-8, 0-3)

Player	FG	3FG	FT	RB	PF	PT	A	Min
Thompkins	8-19	0-2	2-2	5	4	18	0	30
Jackson	5-6	0-0	1-1	6	2	11	1	22
Leslie	7-21	0-0	0-1	15	3	14	5	36
Ware	2-11	1-7	0-0	2	2	5	2	35
McPhee	3-6	1-4	0-0	3	1	7	0	36
Barnes	1-1	0-0	1-2	4	1	3	0	12
Anyaoorah	0-0	0-0	0-0	0	0	0	0	1
Williams	0-1	0-1	0-0	0	1	0	0	5
Zlovacic	2-2	0-0	1-1	0	0	5	0	7
Price	2-3	0-0	2-2	5	3	6	3	16
TOTALS	30-70	2-14	7-9	47	17	69	11	200

Mississippi State (15-3, 3-0)

Player	FG	3FG	FT	RB	PF	PT	A	Min
Augustus	3-7	1-4	1-1	2	0	8	2	24
Varnado	5-7	0-0	4-9	14	3	14	0	38
Johnson	2-11	1-8	2-4	2	2	7	0	30
Bost	6-14	0-4	3-5	4	1	15	7	38
Stewart	3-5	2-4	2-2	2	2	10	2	39
Osby	1-3	1-3	0-0	2	0	3	0	10
Benock	0-1	0-1	0-0	1	0	0	0	3
Turner	4-10	3-7	4-4	5	1	15	1	16
Lewis	0-0	0-0	0-0	0	0	0	0	1
Riek	0-0	0-0	0-0	0	0	0	0	1
TOTALS	24-58	8-31	16-25	33	9	72	12	200

Halftime: MSU 30, UGA 41. FG%: MSU 41.4%, UGA 42.9%. 3FG%: MSU 25.8%, UGA 14.3%. FT%: MSU 64.0%, UGA 77.8%. Turnovers: MSU 11 (Bost, Johnson, Varnado 2), UGA 15 (Thompkins 5). Blocked Shots: MSU 10 (Varnado 6), UGA 3 (Thompkins 2). Steals: MSU 9 (Turner 3), UGA 7 (Leslie 4). Officials: Doug Shows, Ron Groover, Bert Smith. Attendance: 7,682.

GAME 19 — JAN. 23, 2010

Mississippi State	
Alabama	

Coleman Coliseum • 11 a.m.
Tuscaloosa, AL

Official Basketball Box Score -- Game Totals -- Final Statistics																													
Alabama vs Mississippi State																													
01-14-09 7:00 p.m. at Starkville, Miss. (Humphrey Coliseum)																													
Alabama 74 • (11-5, 1-1 SEC)																													
##	Player	Total		3-Ptr	Rebounds			PF	TP	A	T	Bk	Stl	Min															
		FG	FGA		FT	FTA	Off																						
32	Jarmychal Green	f	5-12	0-0	1-3	6	4	10	4	11	0	3	0	1	31														
40	Justin Knox	f	3-6	0-0	0-0	1	3	4	3	6	1	1	0	2	22														
44	Brandon Hollinger	g	3-7	1-4	0-0	0	1	1	2	7	2	2	0	0	31														
12	Alonzo Gee	g	7-17	0-0	1-2	4	2	6	0	15	1	4	0	3	34														
21	Senario Hillman	g	6-15	0-2	0-0	0	2	2	3	12	0	1	1	0	34														
02	Mikhal Torrance	g	6-9	2-3	6-6	0	2	2	4	20	2	0	0	0	22														
25	Andrew Steele	1-1	0-0	1-1	0	0	0	0	1	3	2	1	0	1	21														
34	Yamene Coleman	0-0	0-0	0-0	0	2	2	1	0	0	1	0	0	0	5														
Team						6		3																					
Totals		31-67		3-9		9-12		17		19		36		18		74		8		13		1		7		200			
FG % 1st Half:		15-32		46.9%		2nd half:		16-35		45.7%		Game:		31-67		46.3%													
3FG % 1st Half:		0-2		0.0%		2nd half:		3-7		42.9%		Game:		3-9		33.3%													
FT % 1st Half:		6-8		75.0%		2nd half:		3-4		75.0%		Game:		9-12		75.0%													
Mississippi State 83 • (12-5, 2-0 SEC)																													
##	Player	Total		3-Ptr	Rebounds			PF	TP	A	T	Bk	Stl	Min															

Official Basketball Box Score -- Game Totals -- Final Statistics

Mississippi State vs Alabama

02-21-09 2:00 p.m. at Tuscaloosa, Ala. (Coleman Coliseum)

Mississippi State 85 • (17-10, 7-5 SEC)

#	Player	Total FG-FGA	3-Ptr FG-FGA	FT-FTA	Rebounds Off Def Tot	PF	TP	A	T O	Bk	Stl	Min				
02	Ravenn Johnson	f	5-14	2-10	2-3	3	1	4	2	14	1	4	1	1	44	
32	Jarvis Varnado	c	4-14	0-0	6-7	5	6	11	5	16	0	0	8	0	37	
03	Dee Bost	g	5-12	4-8	3-3	1	5	6	3	17	5	6	0	2	47	
22	Barry Stewart	g	6-19	4-11	4-6	5	5	10	2	20	5	2	0	2	43	
25	Phil Turner	g	2-11	2-8	4-5	2	5	7	4	10	4	1	1	2	47	
04	Twany Beckham	m	0-0	0-0	0-0	0	0	0	1	0	0	0	0	1	3	
05	Romero Osby	m	1-3	0-1	0-0	0	0	0	2	2	0	0	0	1	7	
15	Riley Benock	m	0-1	0-1	0-0	0	0	0	0	0	1	0	0	0	6	
24	Kodi Augustus	m	0-0	0-0	0-0	0	1	1	0	0	0	0	0	0	3	
44	Brian Johnson	m	1-1	0-0	0-0	0	0	0	0	2	0	0	0	0	3	
45	Elgin Bailey	f	2-5	0-0	0-2	2	2	4	4	4	0	1	1	1	14	
Team					2	3	5									
Totals				27-80	12-39	19-26	20	28	48	23	85	16	14	11	10	250
FG % 1st Half:		9-34	26.5%	2nd half:	12-29	41.4%	OT:	6-17	35.3%	Game:	27-80	33.8%	Deadball Rebound:			
3FG % 1st Half:		4-17	23.5%	2nd half:	6-18	33.3%	OT:	2-4	50.0%	Game:	12-39	30.8%				
FT % 1st Half:		8-14	57.1%	2nd half:	7-8	87.5%	OT:	4-4	100.0%	Game:	19-26	73.1%				

Alabama 87 • (14-12, 4-8 SEC)

#	Player	Total FG-FGA	3-Ptr FG-FGA	FT-FTA	Rebounds Off Def Tot	PF	TP	A	T O	Bk	Stl	Min				
30	Jamychal Green	f	2-8	0-0	7-8	8	4	12	5	11	1	4	2	0	21	
42	Justin Knox	g	1-7	0-0	2-2	2	6	8	5	4	1	0	0	1	29	
02	Mikhal Torrance	g	3-7	0-3	2-2	0	6	6	0	8	4	2	0	0	33	
12	Alonzo Gee	g	9-20	3-4	7-10	5	5	10	2	28	2	2	3	0	41	
21	Senario Hillman	g	1-3	1-3	2-2	0	1	1	3	21	1	3	0	3	34	
01	Anthony Brock	m	1-5	0-1	2-3	0	2	2	1	4	4	4	0	3	36	
23	Demetrius Jemison	m	1-3	0-0	9-12	1	7	8	2	11	0	2	0	2	30	
25	Andrew Steele	m	0-2	0-0	0-0	0	2	2	1	0	0	0	0	2	17	
34	Yamene Coleman	m	0-1	0-0	0-0	0	3	3	0	0	0	1	1	0	9	
Team					2	3	0	2								
Totals				26-66	4-11	31-39	18	36	54	19	87	13	18	6	11	250
FG % 1st Half:		8-29	27.6%	2nd half:	13-28	46.4%	OT:	5-9	55.6%	Game:	26-66	39.4%	Deadball Rebound:			
3FG % 1st Half:		1-3	33.3%	2nd half:	1-5	20.0%	OT:	2-3	66.7%	Game:	4-11	36.4%				
FT % 1st Half:		12-14	85.7%	2nd half:	11-13	84.6%	OT:	8-12	66.7%	Game:	31-39	79.5%				

Officials: Doug Simons, Bert Smith, Brent Barnaky.

Technical fouls: Mississippi State-TEAM, Alabama-None.

Attendance: 12197

Score by periods	1st	2nd	OT	OT2	Total
Mississippi State	30	37	7	11	85
Alabama	29	38	7	13	87

	In Paint	Off T/O	2nd Chance	Fast Break	Bench
Points	24	18	14	2	8
MS	28	11	14	4	15
ALA					

1st FG - MS OT2-00:47, ALA OT2-01:46.

Largest lead - MS by 9 2nd-13:56, ALA by 4 2nd-07:42.

Score tied - 11 times.

Lead changed - 17 times.

Location	Tuscaloosa, AL
Founded	1831
Enrollment	27,052
Conference	SEC
Nickname	Crimson Tide
Colors	Crimson & White
Arena	Coleman Coliseum (15,316)
President	Dr. Robert E. Witt
Athletic Director	Mal Moore
Website	www.rolltide.com

At Starkville.....	MSU leads, 54-34
Last 10 in Starkville.....	MSU leads, 8-2
In Tuscaloosa.....	UA leads, 71-14
Last 10 in Tuscaloosa	UA leads, 8-2
Last MSU win in Tuscaloosa66-.66 (2008)
Neutral Sites:	UA leads, 6-3
Biggest MSU win	79-50 (1998-99)
Biggest UA win	98-49 (2004-05)
Most MSU points	97 (1971-72)
Most UA points	99 (1954-55)

2009-2010 Mississippi State Basketball
Mississippi State Combined Team Statistics (as of Jan 16, 2010)
All games

RECORD:	OVERALL	HOME	AWAY	NEUTRAL
ALL GAMES	15-3	8-1	3-1	4-1
CONFERENCE	3-0	2-0	1-0	0-0
NON-CONFERENCE	12-3	6-1	2-1	4-1

#	Player	gp-gs	min	avg	Total		3-Point		F-Throw		Rebounds								a	to	blk	stl	pts	avg
					fg-fga	fg%	3fg-fga	3fg%	ft-fa	ft%	off	def	tot	avg	pf	dq								
32	Jarvis Varnado	18-18	528	29.3	89-143	.622	0-0	.000	76-118	.644	53	148	201	11.2	39	0	15	32	96	13	254	14.1		
02	Ravern Johnson	18-18	521	28.9	92-181	.508	54-115	.470	13-23	.565	11	52	63	3.5	20	0	11	23	13	9	251	13.9		
03	Dee Bost	18-18	607	33.7	65-170	.382	32-87	.368	58-80	.725	7	79	86	4.8	29	1	100	56	4	24	220	12.2		
22	Barry Stewart	18-18	604	33.6	71-180	.394	34-93	.366	24-40	.600	12	42	54	3.0	31	0	46	24	6	11	200	11.1		
24	Kodi Augustus	16-15	367	22.9	45-105	.429	20-45	.444	38-48	.792	30	63	93	5.8	33	0	14	35	12	7	148	9.3		
25	Phil Turner	18-3	359	19.9	34-94	.362	14-45	.311	29-35	.829	25	62	87	4.8	24	0	24	17	5	25	111	6.2		
05	Romero Osby	17-0	201	11.8	30-55	.545	9-19	.474	17-25	.680	14	32	46	2.7	17	0	9	21	5	2	86	5.1		
30	Wendell Lewis	17-0	122	7.2	15-27	.556	0-0	.000	4-8	.500	13	20	33	1.9	12	0	0	8	5	0	34	2.0		
15	Riley Benock	18-0	209	11.6	12-29	.414	10-26	.385	0-1	.000	1	14	15	0.8	10	0	16	13	2	11	34	1.9		
50	John Riek	6-0	26	4.3	3-6	.500	0-0	.000	4-6	.667	8	5	13	2.2	6	0	0	3	4	0	10	1.7		
20	Taylor Luczak	9-0	15	1.7	1-1	1.000	1-1	1.000	0-0	.000	0	2	2	0.2	3	0	0	4	0	0	3	0.3		
45	Elgin Bailey	4-0	17	4.3	0-4	.000	0-0	.000	1-5	.200	0	0	0	0.0	2	0	0	1	1	0	1	0.3		
21	Baxter Price	9-0	11	1.2	1-3	.333	0-0	.000	0-0	.000	1	1	2	0.2	0	0	0	0	0	1	2	0.2		
12	Charles Parker	9-0	13	1.4	1-5	.200	0-2	.000	0-1	.000	0	1	1	0.1	2	0	0	2	0	0	2	0.2		
Team											20	34	54				5							
Total.....		18	3600		459-1003	.458	174-433	.402	264-390	.677	195	555	750	41.7	228	1	235	244	153	103	1356	75.3		
Opponents.....		18	3600		416-1134	.367	117-351	.333	153-233	.657	212	413	625	34.7	333	-	199	200	44	116	1102	61.2		

TEAM STATISTICS	MS	OPP	Date	Opponent	Score	Att.
SCORING	1356	1102	11-13-09	RIDER	L 74-88	7241
Points per game	75.3	61.2	11-19-09	SE LOUISIANA	w 82-67	4544
Scoring margin	+14.1	-	11-21-09	BETHUNE-COOKMAN	w 67-51	3721
FIELD GOALS-ATT	459-1003	416-1134	11-24-09	TEXAS-PAN AMERICAN	w 75-50	3214
Field goal pct	.458	.367	11-27-09	vs Richmond	L 62-63	585
3 POINT FG-ATT	174-433	117-351	11-28-09	vs Old Dominion	w 69-55	543
3-point FG pct	.402	.333	12-05-09	ST. BONAVENTURE	w 105-53	3344
3-pt FG made per game	9.7	6.5	12-10-09	vs DePaul	w 76-45	9353
FREE THROWS-ATT	264-390	153-233	12-12-09	vs UCLA	w 72-54	13043
Free throw pct	.677	.657	12-16-09	WRIGHT STATE	w 80-69	4721
F-Throws made per game	14.7	8.5	12-19-09	at Houston	w 70-64	3422
REBOUNDS	750	625	12-22-09	vs Centenary	w 88-51	5502
Rebounds per game	41.7	34.7	12-28-09	MISS. VALLEY STATE	w 73-45	5421
Rebounding margin	+6.9	-	12/31/09	at San Diego	w 77-68	1630
ASSISTS	235	199	01/04/10	at WKU	L 52-55	5925
Assists per game	13.1	11.1	* 01/09/10	at Ole Miss	w 80-75	9360
TURNOVERS	244	200	* 01-14-10	ARKANSAS	w 82-80	8339
Turnovers per game	13.6	11.1	* 01-16-10	UGA	w 72-69	7682
Turnover margin	-2.4	-	* = Conference game			
Assist/turnover ratio	1.0	1.0				
STEALS	103	116				
Steals per game	5.7	6.4				
BLOCKS	153	44				
Blocks per game	8.5	2.4				
ATTENDANCE	48227	49363				
Home games-Avg/Game	9-5359	4-5084				
Neutral site-Avg/Game	-	5-5805				

Score by Periods	1st	2nd	Totals
Mississippi State	701	655	1356
Opponents	538	564	1102

2009-2010 Mississippi State Basketball
Mississippi State Combined Team Statistics (as of Jan 16, 2010)
Conference games

RECORD:	OVERALL	HOME	AWAY	NEUTRAL
ALL GAMES	3-0	2-0	1-0	0-0
CONFERENCE	3-0	2-0	1-0	0-0
NON-CONFERENCE	0-0	0-0	0-0	0-0

#	Player	gp-gs	min	avg	Total		3-Point		F-Throw		Rebounds											
					fg-fga	fg%	3fg-fga	3fg%	ft-fa	ft%	off	def	tot	avg	pf	dq	a	to	blk	stl	pts	avg
03	Dee Bost	3-3	110	36.7	19-42	.452	4-14	.286	18-28	.643	1	12	13	4.3	3	0	19	12	1	4	60	20.0
32	Jarvis Varnado	3-3	109	36.3	14-27	.519	0-0	.000	12-21	.571	11	27	38	12.7	7	0	2	7	22	2	40	13.3
02	Ravern Johnson	3-3	83	27.7	11-26	.423	7-18	.389	4-8	.500	1	4	5	1.7	5	0	1	2	3	3	33	11.0
22	Barry Stewart	3-3	107	35.7	11-29	.379	6-13	.462	5-9	.556	1	9	10	3.3	5	0	6	3	2	3	33	11.0
24	Kodi Augustus	3-3	75	25.0	9-23	.391	3-11	.273	7-7	1.000	6	17	23	7.7	6	0	3	7	2	2	28	9.3
25	Phil Turner	3-0	46	15.3	5-11	.455	4-8	.500	9-10	.900	5	7	12	4.0	1	0	2	2	0	4	23	7.7
05	Romero Osby	3-0	37	12.3	6-11	.545	2-5	.400	3-5	.600	4	3	7	2.3	4	0	2	2	0	0	17	5.7
30	Wendell Lewis	2-0	4	2.0	0-2	.000	0-0	.000	0-0	.000	2	0	2	1.0	0	0	0	0	0	0	0	0.0
50	John Riek	3-0	6	2.0	0-0	.000	0-0	.000	0-0	.000	0	1	1	0.3	3	0	0	0	1	0	0	0.0
15	Riley Benock	3-0	23	7.7	0-1	.000	0-1	.000	0-0	.000	1	0	1	0.3	0	0	3	3	0	3	0	0.0
	Team										4	5	9					2				
	Total.....	3	600		75-172	.436	26-70	.371	58-88	.659	36	85	121	40.3	34	0	38	40	31	21	234	78.0
	Opponents.....	3	600		90-218	.413	19-55	.345	25-36	.694	50	73	123	41.0	60	-	42	35	13	22	224	74.7

TEAM STATISTICS	MS	OPP	Date	Opponent	Score	Att.
SCORING	234	224	*	01/09/10	at Ole Miss	w 80-75 9360
Points per game	78.0	74.7	*	01-14-10	ARKANSAS	w 82-80 8339
Scoring margin	+3.3	-	*	01-16-10	UGA	w 72-69 7682
FIELD GOALS-ATT	75-172	90-218	* = Conference game			
Field goal pct	.436	.413				
3 POINT FG-ATT	26-70	19-55				
3-point FG pct	.371	.345				
3-pt FG made per game	8.7	6.3				
FREE THROWS-ATT	58-88	25-36				
Free throw pct	.659	.694				
F-Throws made per game	19.3	8.3				
REBOUNDS	121	123				
Rebounds per game	40.3	41.0				
Rebounding margin	-0.7	-				
ASSISTS	38	42				
Assists per game	12.7	14.0				
TURNOVERS	40	35				
Turnovers per game	13.3	11.7				
Turnover margin	-1.7	-				
Assist/turnover ratio	1.0	1.2				
STEALS	21	22				
Steals per game	7.0	7.3				
BLOCKS	31	13				
Blocks per game	10.3	4.3				
ATTENDANCE	16021	9360				
Home games-Avg/Game	2-8010	1-9360				
Neutral site-Avg/Game	-	0-0				

Score by Periods	1st	2nd	Totals
Mississippi State	118	116	234
Opponents	122	102	224

2009-2010 Mississippi State Basketball
Mississippi State Category Leaders (as of Jan 16, 2010)
All games

Points	G	Pts	Pts/G
Jarvis Varnado	18	254	14.1
Ravern Johnson	18	251	13.9
Dee Bost	18	220	12.2
Barry Stewart	18	200	11.1
Kodi Augustus	16	148	9.3
Phil Turner	18	111	6.2
Romero Osby	17	86	5.1
Riley Benock	18	34	1.9
Wendell Lewis	17	34	2.0
John Riek	6	10	1.7
Taylor Luczak	9	3	0.3
Charles Parker	9	2	0.2
Baxter Price	9	2	0.2

FG Percentage	FG	Att	Pct
Taylor Luczak	1	1	1.000
Jarvis Varnado	89	143	.622
Wendell Lewis	15	27	.556
Romero Osby	30	55	.545
Ravern Johnson	92	181	.508
John Riek	3	6	.500
Kodi Augustus	45	105	.429
Riley Benock	12	29	.414
Barry Stewart	71	180	.394
Dee Bost	65	170	.382
Phil Turner	34	94	.362
Baxter Price	1	3	.333

3-Point Percentage	3FG	Att	Pct
Taylor Luczak	1	1	1.000
Romero Osby	9	19	.474
Ravern Johnson	54	115	.470
Kodi Augustus	20	45	.444
Riley Benock	10	26	.385
Dee Bost	32	87	.368
Barry Stewart	34	93	.366
Phil Turner	14	45	.311
Charles Parker	0	2	.000

Free Throw Percent	FG	Att	Pct
Phil Turner	29	35	.829
Kodi Augustus	38	48	.792
Dee Bost	58	80	.725
Romero Osby	17	25	.680
John Riek	4	6	.667
Jarvis Varnado	76	118	.644
Barry Stewart	24	40	.600
Ravern Johnson	13	23	.565
Wendell Lewis	4	8	.500
Elgin Bailey	1	5	.200
Riley Benock	0	1	.000
Charles Parker	0	1	.000

Scoring Average	G	Pts	Avg/G
Jarvis Varnado	18	254	14.1
Ravern Johnson	18	251	13.9
Dee Bost	18	220	12.2
Barry Stewart	18	200	11.1
Kodi Augustus	16	148	9.3
Phil Turner	18	111	6.2
Romero Osby	17	86	5.1
Wendell Lewis	17	34	2.0
Riley Benock	18	34	1.9
John Riek	6	10	1.7
Taylor Luczak	9	3	0.3
Elgin Bailey	4	1	0.3

Field Goal Attempts	G	Att	Att/G
Ravern Johnson	18	181	10.1
Barry Stewart	18	180	10.0
Dee Bost	18	170	9.4
Jarvis Varnado	18	143	7.9
Kodi Augustus	16	105	6.6

Field Goals Made	G	Made	Made/G
Ravern Johnson	18	92	5.1
Jarvis Varnado	18	89	4.9
Barry Stewart	18	71	3.9
Dee Bost	18	65	3.6
Kodi Augustus	16	45	2.8

3-Point FG Attempts	G	Att	Att/G
Ravern Johnson	18	115	6.4
Barry Stewart	18	93	5.2
Dee Bost	18	87	4.8
Kodi Augustus	16	45	2.8
Phil Turner	18	45	2.5

3-Point FG Made	G	Made	Made/G
Ravern Johnson	18	54	3.0
Barry Stewart	18	34	1.9
Dee Bost	18	32	1.8
Kodi Augustus	16	20	1.3
Phil Turner	18	14	0.8

Free Throw Attempts	G	Att	Att/G
Jarvis Varnado	18	118	6.6
Dee Bost	18	80	4.4
Kodi Augustus	16	48	3.0
Barry Stewart	18	40	2.2
Phil Turner	18	35	1.9

Free Throws Made	G	Made	Made/G
Jarvis Varnado	18	76	4.2
Dee Bost	18	58	3.2
Kodi Augustus	16	38	2.4
Phil Turner	18	29	1.6
Barry Stewart	18	24	1.3

2009-2010 Mississippi State Basketball
Mississippi State Category Leaders (as of Jan 16, 2010)
All games

Rebounds	G	Reb	Reb/G
Jarvis Varnado	18	201	11.2
Kodi Augustus	16	93	5.8
Phil Turner	18	87	4.8
Dee Bost	18	86	4.8
Ravern Johnson	18	63	3.5

Rebound Average	G	Reb	Avg/G
Jarvis Varnado	18	201	11.2
Kodi Augustus	16	93	5.8
Phil Turner	18	87	4.8
Dee Bost	18	86	4.8
Ravern Johnson	18	63	3.5

Offensive Rebounds	G	No.	Avg/G
Jarvis Varnado	18	53	2.9
Kodi Augustus	16	30	1.9
Phil Turner	18	25	1.4
Romero Osby	17	14	0.8
Wendell Lewis	17	13	0.8

Defensive Rebounds	G	No.	Avg/G
Jarvis Varnado	18	148	8.2
Dee Bost	18	79	4.4
Kodi Augustus	16	63	3.9
Phil Turner	18	62	3.4
Ravern Johnson	18	52	2.9

Fouls	G	No.	Per/G
Jarvis Varnado	18	39	2.2
Kodi Augustus	16	33	2.1
Barry Stewart	18	31	1.7
Dee Bost	18	29	1.6
Phil Turner	18	24	1.3

Foulouts	G	No.
Dee Bost	18	1

Assists	G	No.	Ast/G
Dee Bost	18	100	5.6
Barry Stewart	18	46	2.6
Phil Turner	18	24	1.3
Riley Benock	18	16	0.9
Jarvis Varnado	18	15	0.8

Steals	G	No.	Stl/G
Phil Turner	18	25	1.4
Dee Bost	18	24	1.3
Jarvis Varnado	18	13	0.7
Barry Stewart	18	11	0.6
Riley Benock	18	11	0.6

Blocked Shots	G	No.	Blk/G
Jarvis Varnado	18	96	5.3
Ravern Johnson	18	13	0.7
Kodi Augustus	16	12	0.8
Barry Stewart	18	6	0.3
Phil Turner	18	5	0.3
Wendell Lewis	17	5	0.3
Romero Osby	17	5	0.3

Minutes	G	No.	Min/G
Dee Bost	18	607	33.7
Barry Stewart	18	604	33.6
Jarvis Varnado	18	528	29.3
Ravern Johnson	18	521	28.9
Kodi Augustus	16	367	22.9

Turnovers	G	No.	TO/G
Dee Bost	18	56	3.1
Kodi Augustus	16	35	2.2
Jarvis Varnado	18	32	1.8
Barry Stewart	18	24	1.3
Ravern Johnson	18	23	1.3

2009-2010 Mississippi State Basketball
Mississippi State Game-by-Game Highs (as of Jan 16, 2010)
All games

Opponent	Date	Score	Points	Rebounds	Assists	Steals	Blocked shots
RIDER	11-13-09	74-88	22-Jarvis Varnado	14-Jarvis Varnado	7-Dee Bost	1-Phil Turner Dee Bost	7-Jarvis Varnado
SE LOUISIANA	11-19-09	82-67	20-Jarvis Varnado	14-Phil Turner	4-Dee Bost	3-Jarvis Varnado	8-Jarvis Varnado
BETHUNE-COOKMAN	11-21-09	67-51	10-Dee Bost Barry Stewart Ravern Johnson Jarvis Varnado	10-Jarvis Varnado	4-Barry Stewart	2-Riley Benock Ravern Johnson Phil Turner Dee Bost	4-Jarvis Varnado
TEXAS-PAN AMERICAN	11-24-09	75-50	13-Dee Bost	15-Jarvis Varnado	4-Dee Bost	3-Phil Turner	8-Jarvis Varnado
vs Richmond	11-27-09	62-63	15-Ravern Johnson	9-Phil Turner	4-Dee Bost	None	1-Jarvis Varnado
vs Old Dominion	11-28-09	69-55	25-Dee Bost	7-Kodi Augustus	4-Dee Bost	2-Kodi Augustus	5-Jarvis Varnado
ST. BONAVENTURE	12-05-09	105-53	18-Ravern Johnson	8-Dee Bost Jarvis Varnado	7-Dee Bost Barry Stewart	3-Jarvis Varnado	4-Jarvis Varnado
vs DePaul	12-10-09	76-45	14-Ravern Johnson	14-Jarvis Varnado	5-Phil Turner	2-Phil Turner	3-Jarvis Varnado
vs UCLA	12-12-09	72-54	29-Ravern Johnson	11-Jarvis Varnado	7-Dee Bost	3-Phil Turner	7-Jarvis Varnado
WRIGHT STATE	12-16-09	80-69	21-Barry Stewart	8-Jarvis Varnado	11-Dee Bost	2-Kodi Augustus Barry Stewart	6-Jarvis Varnado
at Houston	12-19-09	70-64	15-Ravern Johnson Dee Bost	17-Jarvis Varnado	6-Dee Bost	2-Dee Bost	5-Jarvis Varnado
vs Centenary	12-22-09	88-51	20-Ravern Johnson	9-Jarvis Varnado	6-Dee Bost	2-Dee Bost Phil Turner	4-Jarvis Varnado
MISS. VALLEY STATE	12-28-09	73-45	22-Ravern Johnson	8-Phil Turner	7-Dee Bost	3-Dee Bost	7-Jarvis Varnado
at San Diego	12/31/09	77-68	23-Jarvis Varnado	17-Jarvis Varnado	4-Barry Stewart	2-Dee Bost	2-Jarvis Varnado
at WKU	01/04/10	52-55	17-Jarvis Varnado	12-Jarvis Varnado	5-Dee Bost	2-Jarvis Varnado	3-Jarvis Varnado
at Ole Miss	01/09/10	80-75	25-Dee Bost	12-Kodi Augustus Jarvis Varnado	6-Dee Bost	2-Ravern Johnson	6-Jarvis Varnado
ARKANSAS	01-14-10	82-80	20-Dee Bost	12-Jarvis Varnado	6-Dee Bost	2-Riley Benock	10-Jarvis Varnado
UGA	01-16-10	72-69	15-Dee Bost Phil Turner	14-Jarvis Varnado	7-Dee Bost	3-Phil Turner	6-Jarvis Varnado

2009-2010 Mississippi State Basketball
Mississippi State Points-Rebounds-Assists (as of Jan 16, 2010)
All games

Opponent	Date	Score		02 JOHNSON,R	03 BOST,DEE	05 OSBY,ROME	12 PARKER,CH	15 BENOCK,RIL	20 LUCZAK,TAY	21 PRICE,BAXT	22 STEWART,B	24 AUGUSTUS,	25 TURNER,PHI	30 LEWIS,WEND	32 VARNADO,J
RIDER	11-13-09	74-88	L	10-1-1	14-2-7	4-3-0	DNP	0-0-1	DNP	DNP	7-3-3	9-5-0	8-5-1	0-1-0	22-14-2
SLU	11-19-09	82-67	w	17-3-0	10-5-4	5-4-1	0-0-0	2-2-1	3-0-0	0-0-0	13-3-1	DNP	10-14-3	2-2-0	20-9-2
BCU	11-21-09	67-51	w	10-2-0	10-4-2	7-6-3	0-0-0	5-2-0	0-0-0	0-0-0	10-1-4	DNP	9-5-2	6-5-0	10-10-2
TPA	11-24-09	75-50	w	11-3-0	13-6-4	8-2-2	2-0-0	0-1-0	0-1-0	0-0-0	12-2-0	9-8-0	5-3-2	2-1-0	12-15-1
vs UR	11-27-09	62-63	L	15-6-1	5-3-4	4-1-0	DNP	0-1-0	DNP	DNP	13-3-3	13-6-0	4-9-2	0-3-0	8-6-0
vs ODU	11-28-09	69-55	w	6-3-3	25-4-4	1-1-0	DNP	0-0-0	DNP	DNP	10-3-3	10-7-2	2-6-0	0-0-0	15-6-0
SBU	12-05-09	105-53	w	18-5-3	17-8-7	5-5-0	0-0-0	9-0-5	0-0-0	0-2-0	13-4-7	17-5-1	5-0-1	7-5-0	14-8-1
vs DPU	12-10-09	76-45	w	14-3-0	4-3-4	13-7-1	0-1-0	6-2-1	0-1-0	2-0-0	12-3-2	11-3-0	2-5-5	0-4-0	12-14-0
vs UCLA	12-12-09	72-54	w	29-7-0	2-6-7	2-2-0	0-0-0	3-1-0	0-0-0	0-0-0	6-2-4	7-2-0	6-3-0	4-1-0	13-11-0
WSU	12-16-09	80-69	w	13-5-1	7-6-11	10-2-0	0-0-0	0-0-1	0-0-0	0-0-0	21-3-1	5-4-1	3-1-1	4-2-0	17-8-0
at HOU	12-19-09	70-64	w	15-4-1	15-6-6	0-1-0	DNP	0-2-1	DNP	DNP	14-5-0	7-16-0	5-4-0	1-2-0	13-17-0
vs CC	12-22-09	88-51	w	20-3-0	10-6-6	8-2-0	0-0-0	9-1-2	0-0-0	0-0-0	14-4-5	5-5-3	6-4-3	2-1-0	8-9-1
MVSU	12-28-09	73-45	w	22-4-0	5-5-7	DNP	0-0-0	0-0-0	0-0-0	0-0-0	11-5-2	7-4-3	12-8-2	2-1-0	10-7-2
at USDMBB	12/31/09	77-68	w	10-3-0	10-3-3	2-2-0	DNP	0-1-1	DNP	DNP	2-0-4	17-2-1	9-2-0	4-2-0	23-17-1
at WKU	01/04/10	52-55	L	8-6-0	13-6-5	0-1-0	DNP	0-1-0	DNP	DNP	9-3-1	3-3-0	2-6-0	0-1-0	17-12-1
at UM	01/09/10	80-75	w	15-1-1	25-2-6	5-3-0	DNP	0-0-2	DNP	DNP	11-5-2	13-12-0	2-3-0	DNP	9-12-1
AR	01-14-10	82-80	w	11-2-0	20-7-6	9-2-2	DNP	0-0-1	DNP	DNP	12-3-2	7-9-1	6-4-1	0-2-0	17-12-1
UGA	01-16-10	72-69	w	7-2-0	15-4-7	3-2-0	DNP	0-1-0	DNP	DNP	10-2-2	8-2-2	15-5-1	0-0-0	14-14-0

Opponent	Date	Score		45 BAILEY,ELG	50 RIEK,JOHN
RIDER	11-13-09	74-88	L	DNP	DNP
SLU	11-19-09	82-67	w	0-0-0	DNP
BCU	11-21-09	67-51	w	DNP	DNP
TPA	11-24-09	75-50	w	1-0-0	DNP
vs UR	11-27-09	62-63	L	0-0-0	DNP
vs ODU	11-28-09	69-55	w	0-0-0	DNP
SBU	12-05-09	105-53	w	DNP	DNP
vs DPU	12-10-09	76-45	w	DNP	DNP
vs UCLA	12-12-09	72-54	w	DNP	DNP
WSU	12-16-09	80-69	w	DNP	0-0-0
at HOU	12-19-09	70-64	w	DNP	DNP
vs CC	12-22-09	88-51	w	DNP	6-7-0
MVSU	12-28-09	73-45	w	DNP	4-5-0
at USDMBB	12/31/09	77-68	w	DNP	DNP
at WKU	01/04/10	52-55	L	DNP	DNP
at UM	01/09/10	80-75	w	DNP	0-1-0
AR	01-14-10	82-80	w	DNP	0-0-0
UGA	01-16-10	72-69	w	DNP	0-0-0

2009-2010 Mississippi State Basketball
Mississippi State Team High/Low Analysis (as of Jan 16, 2010)
All games

Mississippi State - TEAM GAME HIGHS

POINTS	105		ST. BONAVENTURE (12-05-09)
	88		vs Centenary (12-22-09)
	82		ARKANSAS (01-14-10)
	82		SE LOUISIANA (11-19-09)
	80		at Ole Miss (01/09/10)
	80		WRIGHT STATE (12-16-09)
FIELD GOALS MADE	37		ST. BONAVENTURE (12-05-09)
	30		vs Centenary (12-22-09)
	30		TEXAS-PAN AMERICAN (11-24-09)
FIELD GOAL ATTEMPTS	62		ST. BONAVENTURE (12-05-09)
	62		SE LOUISIANA (11-19-09)
	62		RIDER (11-13-09)
FIELD GOAL PERCENTAGE	.630	(29-46)	WRIGHT STATE (12-16-09)
	.597	(37-62)	ST. BONAVENTURE (12-05-09)
3 PT FIELD GOALS MADE	16		ST. BONAVENTURE (12-05-09)
	14		vs Centenary (12-22-09)
3 PT FG ATTEMPTS	33		MISS. VALLEY STATE (12-28-09)
	31		UGA (01-16-10)
3 PT FG PERCENTAGE	.571	(16-28)	ST. BONAVENTURE (12-05-09)
	.519	(14-27)	vs Centenary (12-22-09)
FREE THROWS MADE	22		at Ole Miss (01/09/10)
	20		ARKANSAS (01-14-10)
FREE THROW ATTEMPTS	33		at Ole Miss (01/09/10)
	30		ARKANSAS (01-14-10)
	30		at Houston (12-19-09)
FREE THROW PERCENTAGE	.783	(18-23)	vs Old Dominion (11-28-09)
	.778	(14-18)	vs Centenary (12-22-09)
REBOUNDS	59		at Houston (12-19-09)
	49		vs DePaul (12-10-09)
ASSISTS	25		ST. BONAVENTURE (12-05-09)
	20		vs Centenary (12-22-09)
STEALS	10		MISS. VALLEY STATE (12-28-09)
	9		UGA (01-16-10)
	9		SE LOUISIANA (11-19-09)
BLOCKED SHOTS	14		TEXAS-PAN AMERICAN (11-24-09)
	13		ARKANSAS (01-14-10)
	13		WRIGHT STATE (12-16-09)
TURNOVERS	19		at Houston (12-19-09)
	18		at WKU (01/04/10)
	18		WRIGHT STATE (12-16-09)
FOULS	20		at San Diego (12/31/09)
	20		RIDER (11-13-09)

2009-2010 Mississippi State Basketball
Mississippi State High/Low Analysis (as of Jan 16, 2010)
All games

Opponent - GAME HIGHS

POINTS	88	RIDER (11-13-09)
	80	ARKANSAS (01-14-10)
	75	at Ole Miss (01/09/10)
	69	UGA (01-16-10)
	69	WRIGHT STATE (12-16-09)
FIELD GOALS MADE	31	ARKANSAS (01-14-10)
	30	UGA (01-16-10)
	30	RIDER (11-13-09)
FIELD GOAL ATTEMPTS	77	at Houston (12-19-09)
	76	ARKANSAS (01-14-10)
FIELD GOAL PERCENTAGE	.508 (30-59)	RIDER (11-13-09)
	.500 (22-44)	vs Richmond (11-27-09)
3 PT FIELD GOALS MADE	14	WRIGHT STATE (12-16-09)
	10	at Houston (12-19-09)
	10	RIDER (11-13-09)
3 PT FG ATTEMPTS	36	WRIGHT STATE (12-16-09)
	31	at Houston (12-19-09)
3 PT FG PERCENTAGE	.625 (10-16)	RIDER (11-13-09)
	.444 (8-18)	ARKANSAS (01-14-10)
FREE THROWS MADE	18	at San Diego (12/31/09)
	18	RIDER (11-13-09)
FREE THROW ATTEMPTS	28	RIDER (11-13-09)
	25	at San Diego (12/31/09)
FREE THROW PERCENTAGE	.900 (9-10)	WRIGHT STATE (12-16-09)
	.846 (11-13)	BETHUNE-COOKMAN (11-21-09)
REBOUNDS	47	UGA (01-16-10)
	45	MISS. VALLEY STATE (12-28-09)
ASSISTS	16	ARKANSAS (01-14-10)
	16	vs Richmond (11-27-09)
STEALS	10	vs DePaul (12-10-09)
	9	at WKU (01/04/10)
	9	BETHUNE-COOKMAN (11-21-09)
BLOCKED SHOTS	7	SE LOUISIANA (11-19-09)
	5	ARKANSAS (01-14-10)
	5	at Ole Miss (01/09/10)
TURNOVERS	15	UGA (01-16-10)
	15	BETHUNE-COOKMAN (11-21-09)
FOULS	23	at Houston (12-19-09)
	23	vs Old Dominion (11-28-09)

2009-2010 Mississippi State Basketball
Mississippi State High/Low Analysis (as of Jan 16, 2010)
All games

Mississippi State - GAME LOWS

POINTS	52		at WKU (01/04/10)
	62		vs Richmond (11-27-09)
	67		BETHUNE-COOKMAN (11-21-09)
	69		vs Old Dominion (11-28-09)
	70		at Houston (12-19-09)
FIELD GOALS MADE	17		at WKU (01/04/10)
	18		vs Richmond (11-27-09)
FIELD GOAL ATTEMPTS	45		vs Old Dominion (11-28-09)
	46		WRIGHT STATE (12-16-09)
FIELD GOAL PERCENTAGE	.333	(18-54)	vs Richmond (11-27-09)
	.362	(17-47)	at WKU (01/04/10)
3 PT FIELD GOALS MADE	4		at WKU (01/04/10)
	6		at San Diego (12/31/09)
3 PT FG ATTEMPTS	14		at San Diego (12/31/09)
	17		ARKANSAS (01-14-10)
3 PT FG PERCENTAGE	.211	(4-19)	at WKU (01/04/10)
	.258	(8-31)	UGA (01-16-10)
FREE THROWS MADE	6		TEXAS-PAN AMERICAN (11-24-09)
	7		vs UCLA (12-12-09)
FREE THROW ATTEMPTS	11		TEXAS-PAN AMERICAN (11-24-09)
	12		vs UCLA (12-12-09)
FREE THROW PERCENTAGE	.519	(14-27)	at WKU (01/04/10)
	.545	(6-11)	TEXAS-PAN AMERICAN (11-24-09)
REBOUNDS	33		vs Old Dominion (11-28-09)
	33		UGA (01-16-10)
ASSISTS	7		at WKU (01/04/10)
	8		at Houston (12-19-09)
STEALS	0		vs Richmond (11-27-09)
	2		RIDER (11-13-09)
BLOCKED SHOTS	1		vs Richmond (11-27-09)
	4		at San Diego (12/31/09)
TURNOVERS	4		MISS. VALLEY STATE (12-28-09)
	10		vs Centenary (12-22-09)
FOULS	8		BETHUNE-COOKMAN (11-21-09)
	8		vs UCLA (12-12-09)

2009-2010 Mississippi State Basketball
Mississippi State High/Low Analysis (as of Jan 16, 2010)
All games

Opponent - GAME LOWS

POINTS	45		vs DePaul (12-10-09)
	45		MISS. VALLEY STATE (12-28-09)
	50		TEXAS-PAN AMERICAN (11-24-09)
	51		BETHUNE-COOKMAN (11-21-09)
	51		vs Centenary (12-22-09)
FIELD GOALS MADE	18		BETHUNE-COOKMAN (11-21-09)
	18		vs DePaul (12-10-09)
FIELD GOAL ATTEMPTS	44		vs Richmond (11-27-09)
	52		BETHUNE-COOKMAN (11-21-09)
FIELD GOAL PERCENTAGE	.281	(18-64)	vs DePaul (12-10-09)
	.292	(19-65)	TEXAS-PAN AMERICAN (11-24-09)
3 PT FIELD GOALS MADE	2		ST. BONAVENTURE (12-05-09)
	2		UGA (01-16-10)
3 PT FG ATTEMPTS	11		ST. BONAVENTURE (12-05-09)
	12		BETHUNE-COOKMAN (11-21-09)
3 PT FG PERCENTAGE	.143	(2-14)	UGA (01-16-10)
	.182	(2-11)	ST. BONAVENTURE (12-05-09)
FREE THROWS MADE	3		MISS. VALLEY STATE (12-28-09)
	4		vs DePaul (12-10-09)
FREE THROW ATTEMPTS	8		TEXAS-PAN AMERICAN (11-24-09)
	8		vs Old Dominion (11-28-09)
	8		MISS. VALLEY STATE (12-28-09)
FREE THROW PERCENTAGE	.375	(3-8)	MISS. VALLEY STATE (12-28-09)
	.400	(4-10)	vs DePaul (12-10-09)
REBOUNDS	24		vs Richmond (11-27-09)
	28		WRIGHT STATE (12-16-09)
ASSISTS	6		vs DePaul (12-10-09)
	6		MISS. VALLEY STATE (12-28-09)
STEALS	1		MISS. VALLEY STATE (12-28-09)
	5		RIDER (11-13-09)
	5		SE LOUISIANA (11-19-09)
	5		vs Richmond (11-27-09)
	5		vs Old Dominion (11-28-09)
	5		ST. BONAVENTURE (12-05-09)
BLOCKED SHOTS	0		vs Old Dominion (11-28-09)
	0		WRIGHT STATE (12-16-09)
	0		at Houston (12-19-09)
TURNOVERS	6		RIDER (11-13-09)
	6		at Houston (12-19-09)
FOULS	13		vs UCLA (12-12-09)
	14		vs Centenary (12-22-09)

2009-2010 Mississippi State Basketball
Mississippi State Player High/Low Analysis (as of Jan 16, 2010)
All games

Mississippi State - INDIVIDUAL GAME HIGHS

Points	29		Ravern Johnson vs UCLA (12-12-09)
	25		Dee Bost at Ole Miss (01/09/10)
	25		Dee Bost vs Old Dominion (11-28-09)
	23		Jarvis Varnado at San Diego (12/31/09)
	22		Ravern Johnson vs Miss. Valley State (12-28-09)
	22		Jarvis Varnado vs Rider (11-13-09)
Field Goals Made	12		Ravern Johnson vs UCLA (12-12-09)
	8		Jarvis Varnado at San Diego (12/31/09)
	8		Ravern Johnson vs Miss. Valley State (12-28-09)
	8		Barry Stewart vs Wright State (12-16-09)
	8		Dee Bost vs Old Dominion (11-28-09)
	8		Jarvis Varnado vs Rider (11-13-09)
Field Goal Att.	15		Dee Bost vs Arkansas (01-14-10)
	15		Ravern Johnson vs Miss. Valley State (12-28-09)
	15		Ravern Johnson vs UCLA (12-12-09)
FG Pct (min 5 made)	1.000	(8-8)	Jarvis Varnado vs Rider (11-13-09)
	1.000	(6-6)	Jarvis Varnado vs Wright State (12-16-09)
3-Point FG Made	6		Dee Bost vs Old Dominion (11-28-09)
	5		Ravern Johnson vs Miss. Valley State (12-28-09)
	5		Ravern Johnson vs Centenary (12-22-09)
	5		Barry Stewart vs Wright State (12-16-09)
	5		Ravern Johnson vs UCLA (12-12-09)
	5		Dee Bost vs St. Bonaventure (12-05-09)
3-Point FG Att.	10		Ravern Johnson vs Miss. Valley State (12-28-09)
	10		Ravern Johnson at Houston (12-19-09)
3-Pt FG Pct (min 2 made)	1.000	(3-3)	Kodi Augustus at San Diego (12/31/09)
	1.000	(3-3)	Riley Benock vs Centenary (12-22-09)
	1.000	(2-2)	Romero Osby vs Wright State (12-16-09)
Free Throws Made	9		Dee Bost at Ole Miss (01/09/10)
	9		Dee Bost at WKU (01/04/10)
Free Throw Att.	17		Jarvis Varnado at Houston (12-19-09)
	12		Dee Bost at Ole Miss (01/09/10)
FT Pct (min 3 made)	1.000	(8-8)	Kodi Augustus vs Old Dominion (11-28-09)
	1.000	(8-8)	Kodi Augustus vs Richmond (11-27-09)
	1.000	(7-7)	Jarvis Varnado at San Diego (12/31/09)
	1.000	(5-5)	Dee Bost at Houston (12-19-09)
	1.000	(4-4)	Phil Turner vs UGA (01-16-10)
	1.000	(4-4)	Kodi Augustus at Ole Miss (01/09/10)
	1.000	(4-4)	Jarvis Varnado vs Miss. Valley State (12-28-09)
	1.000	(4-4)	Phil Turner vs Miss. Valley State (12-28-09)
	1.000	(4-4)	Jarvis Varnado vs Centenary (12-22-09)
	1.000	(4-4)	Romero Osby vs DePaul (12-10-09)
	1.000	(4-4)	Jarvis Varnado vs Richmond (11-27-09)
	1.000	(4-4)	Dee Bost vs Bethune-Cookman (11-21-09)
	1.000	(4-4)	Barry Stewart vs SE Louisiana (11-19-09)
	1.000	(3-3)	Ravern Johnson vs Centenary (12-22-09)
	1.000	(3-3)	Kodi Augustus vs DePaul (12-10-09)
	1.000	(3-3)	Barry Stewart vs Old Dominion (11-28-09)
	1.000	(3-3)	Dee Bost vs Texas-Pan American (11-24-09)
Rebounds	17		Jarvis Varnado at San Diego (12/31/09)
	17		Jarvis Varnado at Houston (12-19-09)
Assists	11		Dee Bost vs Wright State (12-16-09)
	7		Dee Bost vs UGA (01-16-10)

	7	Dee Bost vs Miss. Valley State (12-28-09)
	7	Dee Bost vs UCLA (12-12-09)
	7	Barry Stewart vs St. Bonaventure (12-05-09)
	7	Dee Bost vs St. Bonaventure (12-05-09)
	7	Dee Bost vs Rider (11-13-09)
Steals	3	Phil Turner vs UGA (01-16-10)
	3	Dee Bost vs Miss. Valley State (12-28-09)
	3	Phil Turner vs UCLA (12-12-09)
	3	Jarvis Varnado vs St. Bonaventure (12-05-09)
	3	Phil Turner vs Texas-Pan American (11-24-09)
	3	Jarvis Varnado vs SE Louisiana (11-19-09)
Blocked Shots	10	Jarvis Varnado vs Arkansas (01-14-10)
	8	Jarvis Varnado vs Texas-Pan American (11-24-09)
	8	Jarvis Varnado vs SE Louisiana (11-19-09)
Turnovers	7	Dee Bost at Houston (12-19-09)
	5	Dee Bost vs Arkansas (01-14-10)
	5	Dee Bost at Ole Miss (01/09/10)
	5	Barry Stewart at WKU (01/04/10)
	5	Dee Bost vs DePaul (12-10-09)
	5	Barry Stewart vs Richmond (11-27-09)
	5	Ravern Johnson vs Texas-Pan American (11-24-09)
	5	Dee Bost vs Bethune-Cookman (11-21-09)
Fouls	5	Dee Bost vs Rider (11-13-09)
	4	Kodi Augustus vs Arkansas (01-14-10)
	4	Jarvis Varnado at WKU (01/04/10)
	4	Phil Turner at San Diego (12/31/09)
	4	Jarvis Varnado at San Diego (12/31/09)
	4	Jarvis Varnado vs Miss. Valley State (12-28-09)
	4	Riley Benock vs Wright State (12-16-09)
	4	Dee Bost vs St. Bonaventure (12-05-09)
	4	Jarvis Varnado vs Richmond (11-27-09)
	4	Ravern Johnson vs Texas-Pan American (11-24-09)
	4	Kodi Augustus vs Rider (11-13-09)

2009-2010 Mississippi State Basketball
Mississippi State Opponent High/Low Analysis (as of Jan 16, 2010)
All games

OPPONENT INDIVIDUAL GAME HIGHS

Points	31		JOHNSON, Brandon at San Diego (12/31/09)
	28		COLEMAN, Aubrey at Houston (12-19-09)
	25		Marshawn Powell vs Arkansas (01-14-10)
	22		Troy Tabler vs Wright State (12-16-09)
	21		Novar Gadson vs Rider (11-13-09)
	21		Mike Ringgold vs Rider (11-13-09)
Field Goals Made	10		Marshawn Powell vs Arkansas (01-14-10)
	10		COLEMAN, Aubrey at Houston (12-19-09)
	10		Mike Ringgold vs Rider (11-13-09)
Field Goal Att.	31		COLEMAN, Aubrey at Houston (12-19-09)
	26		Courtney Fortson vs Arkansas (01-14-10)
FG Pct (min 5 made)	.833	(5-6)	Albert Jackson vs UGA (01-16-10)
	.636	(7-11)	Novar Gadson vs Rider (11-13-09)
3-Point FG Made	6		Troy Tabler vs Wright State (12-16-09)
	4		LEWIS, Kelvin at Houston (12-19-09)
	4		Ronnie Thomas vs Wright State (12-16-09)
	4		Trent Hutchin vs SE Louisiana (11-19-09)
	4		Ryan Thompson vs Rider (11-13-09)
3-Point FG Att.	12		Troy Tabler vs Wright State (12-16-09)
	10		LEWIS, Kelvin at Houston (12-19-09)
3-Pt FG Pct (min 2 made)	1.000	(2-2)	Marcus Britt vs Arkansas (01-14-10)
	1.000	(2-2)	LEWIS, Chris at San Diego (12/31/09)
	1.000	(2-2)	HARPER, Justin vs Richmond (11-27-09)
	1.000	(2-2)	Novar Gadson vs Rider (11-13-09)
	1.000	(2-2)	Justin Robinson vs Rider (11-13-09)
Free Throws Made	12		JOHNSON, Brandon at San Diego (12/31/09)
	9		Sally, Anthony at WKU (01/04/10)
Free Throw Att.	15		JOHNSON, Brandon at San Diego (12/31/09)
	11		COLEMAN, Aubrey at Houston (12-19-09)
FT Pct (min 3 made)	1.000	(9-9)	Sally, Anthony at WKU (01/04/10)
	1.000	(5-5)	BUTLER, Ryan vs Richmond (11-27-09)
	1.000	(4-4)	ADAMS, TYREL vs Bethune-Cookman (11-21-09)
	1.000	(4-4)	Jhamar Youngblood vs Rider (11-13-09)
	1.000	(3-3)	BIZOUKAS, Michael vs DePaul (12-10-09)
Rebounds	15		Travis Leslie vs UGA (01-16-10)
	14		Shannon Behling vs Miss. Valley State (12-28-09)
Assists	7		Polynice, Eniel at Ole Miss (01/09/10)
	6		WADE, Desmond at Houston (12-19-09)
Steals	4		Travis Leslie vs UGA (01-16-10)
	4		Graham, Zach at Ole Miss (01/09/10)
	4		JOHNSON, Brandon at San Diego (12/31/09)
Blocked Shots	3		Marquise Simmons vs St. Bonaventure (12-05-09)
	3		Patrick Sullivan vs SE Louisiana (11-19-09)
Turnovers	5		Trey Thompkins vs UGA (01-16-10)
	5		Milosevic, Nemanja at WKU (01/04/10)
Fouls	5		Marcus Britt vs Arkansas (01-14-10)
	5		Cranston, DeAundre at Ole Miss (01/09/10)
	5		Evans, Jeremy at WKU (01/04/10)
	5		MAFRA, Roberto at San Diego (12/31/09)
	5		BROUGHTON, Kahmell at Houston (12-19-09)
	5		Marquise Simmons vs St. Bonaventure (12-05-09)
	5		GARRETT, Darrius vs Richmond (11-27-09)
	5		Jermaine Jackson vs Rider (11-13-09)

2009-2010 Mississippi State Basketball
Mississippi State Individual Game-by-Game (as of Jan 16, 2010)
All games

#02 Ravern Johnson

Opponent	Date	gs	min	Total		3-Pointers		Free throws		Rebounds				pf	a	t/o	blk	stl	pts	avg	
				fg-fga	pct	3fg-fga	pct	ft-fga	pct	off	def	tot	avg								
RIDER	11-13-09	*	29	4-11	.364	2-8	.250	0-0	.000	0	1	1	1.0	1	1	0	0	0	10	10.0	
SE LOUISIANA	11-19-09	*	31	7-13	.538	3-6	.500	0-0	.000	1	2	3	2.0	2	0	1	0	1	17	13.5	
BETHUNE-COOKMAN	11-21-09	*	26	4-10	.400	2-6	.333	0-0	.000	0	2	2	2.0	0	0	1	1	2	10	12.3	
TEXAS-PAN AMERICAN	11-24-09	*	25	4-8	.500	2-5	.400	1-1	1.000	1	2	3	2.3	4	0	5	2	1	11	12.0	
vs Richmond	11-27-09	*	31	6-11	.545	3-6	.500	0-0	.000	3	3	6	3.0	1	1	0	0	0	15	12.6	
vs Old Dominion	11-28-09	*	26	2-6	.333	2-5	.400	0-0	.000	0	3	3	3.0	0	3	2	0	0	6	11.5	
ST. BONAVENTURE	12-05-09	*	24	7-11	.636	4-6	.667	0-0	.000	0	5	5	3.3	0	3	0	0	0	18	12.4	
vs DePaul	12-10-09	*	22	5-8	.625	4-6	.667	0-0	.000	0	3	3	3.3	2	0	2	1	0	14	12.6	
vs UCLA	12-12-09	*	31	12-15	.800	5-8	.625	0-0	.000	1	6	7	3.7	0	0	1	0	0	29	14.4	
WRIGHT STATE	12-16-09	*	32	5-7	.714	3-4	.750	0-0	.000	0	5	5	3.8	1	1	2	0	0	13	14.3	
at Houston	12-19-09	*	38	5-14	.357	3-10	.300	2-2	1.000	1	3	4	3.8	1	1	2	0	0	15	14.4	
vs Centenary	12-22-09	*	23	6-11	.545	5-8	.625	3-3	1.000	0	3	3	3.8	0	0	1	2	0	20	14.8	
MISS. VALLEY STATE	12-28-09	*	29	8-15	.533	5-10	.500	1-3	.333	1	3	4	3.8	0	0	0	2	1	22	15.4	
at San Diego	12/31/09	*	37	3-5	.600	2-3	.667	2-4	.500	0	3	3	3.7	0	0	1	1	1	10	15.0	
at WKU	01/04/10	*	34	3-10	.300	2-6	.333	0-2	.000	2	4	6	3.9	3	0	3	1	0	8	14.5	
at Ole Miss	01/09/10	*	30	5-9	.556	3-5	.600	2-4	.500	1	0	1	3.7	1	1	0	1	2	15	14.6	
ARKANSAS	01-14-10	*	23	4-6	.667	3-5	.600	0-0	.000	0	2	2	3.6	2	0	0	0	0	11	14.4	
UGA	01-16-10	*	30	2-11	.182	1-8	.125	2-4	.500	0	2	2	3.5	2	0	2	2	1	7	13.9	
Totals			18	521	92-181	.508	54-115	.470	13-23	.565	11	52	63	3.5	20	11	23	13	9	251	13.9

Games played: 18
Minutes/game: 28.9
Points/game: 13.9
FG Pct: 50.8
3FG Pct: 47.0
FT Pct: 56.5

Rebounds/game: 3.5
Assists/game: 0.6
Turnovers/game: 1.3
Assist/turnover ratio: 0.5
Steals/game: 0.5
Blocks/game: 0.7

#03 Dee Bost

Opponent	Date	gs	min	Total		3-Pointers		Free throws		Rebounds				pf	a	t/o	blk	stl	pts	avg	
				fg-fga	pct	3fg-fga	pct	ft-fga	pct	off	def	tot	avg								
RIDER	11-13-09	*	39	3-11	.273	3-6	.500	5-6	.833	1	1	2	2.0	5	7	2	0	1	14	14.0	
SE LOUISIANA	11-19-09	*	32	3-5	.600	2-3	.667	2-5	.400	0	5	5	3.5	1	4	3	0	1	10	12.0	
BETHUNE-COOKMAN	11-21-09	*	31	2-7	.286	2-4	.500	4-4	1.000	1	3	4	3.7	0	2	5	0	2	10	11.3	
TEXAS-PAN AMERICAN	11-24-09	*	30	4-10	.400	2-6	.333	3-3	1.000	0	6	6	4.3	1	4	4	0	2	13	11.8	
vs Richmond	11-27-09	*	35	1-7	.143	1-5	.200	2-4	.500	0	3	3	4.0	3	4	2	0	0	5	10.4	
vs Old Dominion	11-28-09	*	37	8-13	.615	6-9	.667	3-4	.750	0	4	4	4.0	0	4	1	0	1	25	12.8	
ST. BONAVENTURE	12-05-09	*	24	6-9	.667	5-7	.714	0-0	.000	1	7	8	4.6	4	7	1	0	1	17	13.4	
vs DePaul	12-10-09	*	30	1-6	.167	1-4	.250	1-2	.500	0	3	3	4.4	2	4	5	1	1	4	12.3	
vs UCLA	12-12-09	*	34	0-6	.000	0-4	.000	2-2	1.000	1	5	6	4.6	1	7	3	0	1	2	11.1	
WRIGHT STATE	12-16-09	*	33	3-9	.333	1-5	.200	0-0	.000	0	6	6	4.7	1	11	4	0	0	7	10.7	
at Houston	12-19-09	*	38	4-9	.444	2-4	.500	5-5	1.000	0	6	6	4.8	0	6	7	0	2	15	11.1	
vs Centenary	12-22-09	*	27	4-7	.571	2-4	.500	0-0	.000	0	6	6	4.9	1	6	2	1	2	10	11.0	
MISS. VALLEY STATE	12-28-09	*	36	2-12	.167	1-7	.143	0-0	.000	1	4	5	4.9	1	7	1	0	3	5	10.5	
at San Diego	12/31/09	*	36	3-10	.300	0-2	.000	4-6	.667	0	3	3	4.8	3	3	4	1	2	10	10.5	
at WKU	01/04/10	*	35	2-7	.286	0-3	.000	9-11	.818	1	5	6	4.9	3	5	0	0	1	13	10.7	
at Ole Miss	01/09/10	*	37	7-13	.538	2-5	.400	9-12	.750	0	2	2	4.7	2	6	5	0	1	25	11.6	
ARKANSAS	01-14-10	*	35	6-15	.400	2-5	.400	6-11	.545	1	6	7	4.8	0	6	5	1	1	20	12.1	
UGA	01-16-10	*	38	6-14	.429	0-4	.000	3-5	.600	0	4	4	4.8	1	7	2	0	2	15	12.2	
Totals			18	607	65-170	.382	32-87	.368	58-80	.725	7	79	86	4.8	29	100	56	4	24	220	12.2

Games played: 18
Minutes/game: 33.7
Points/game: 12.2
FG Pct: 38.2
3FG Pct: 36.8
FT Pct: 72.5

Rebounds/game: 4.8
Assists/game: 5.6
Turnovers/game: 3.1
Assist/turnover ratio: 1.8
Steals/game: 1.3
Blocks/game: 0.2

2009-2010 Mississippi State Basketball
Mississippi State Individual Game-by-Game (as of Jan 16, 2010)
All games

#05 Romero Osby

Opponent	Date	gs	min	Total		3-Pointers		Free throws		Rebounds				pf	a	t/o	blk	stl	pts	avg
				fg-fga	pct	3fg-fga	pct	ft-fa	pct	off	def	tot	avg							
RIDER	11-13-09		11	2-3	.667	0-0	.000	0-0	.000	1	2	3	3.0	1	0	1	1	0	4	4.0
SE LOUISIANA	11-19-09		13	2-5	.400	1-2	.500	0-0	.000	2	2	4	3.5	1	1	2	0	0	5	4.5
BETHUNE-COOKMAN	11-21-09		24	2-6	.333	0-2	.000	3-4	.750	1	5	6	4.3	1	3	1	2	0	7	5.3
TEXAS-PAN AMERICAN	11-24-09		15	3-6	.500	1-2	.500	1-1	1.000	1	1	2	3.8	1	2	1	0	0	8	6.0
vs Richmond	11-27-09		8	1-1	1.000	0-0	.000	2-4	.500	1	0	1	3.2	1	0	1	0	0	4	5.6
vs Old Dominion	11-28-09		14	0-1	.000	0-0	.000	1-2	.500	0	1	1	2.8	2	0	1	0	0	1	4.8
ST. BONAVENTURE	12-05-09		17	2-3	.667	0-0	.000	1-3	.333	1	4	5	3.1	1	0	3	1	2	5	4.9
vs DePaul	12-10-09		17	4-9	.444	1-3	.333	4-4	1.000	2	5	7	3.6	0	1	0	0	0	13	5.9
vs UCLA	12-12-09		8	1-1	1.000	0-0	.000	0-0	.000	0	2	2	3.4	0	0	2	0	0	2	5.4
WRIGHT STATE	12-16-09		9	4-4	1.000	2-2	1.000	0-0	.000	0	2	2	3.3	0	0	4	1	0	10	5.9
at Houston	12-19-09		2	0-0	.000	0-0	.000	0-0	.000	0	1	1	3.1	1	0	1	0	0	0	5.4
vs Centenary	12-22-09		17	3-5	.600	2-3	.667	0-0	.000	1	1	2	3.0	2	0	0	0	0	8	5.6
at San Diego	12/31/09		3	0-0	.000	0-0	.000	2-2	1.000	0	2	2	2.9	0	0	0	0	0	2	5.3
at WKU	01/04/10		6	0-0	.000	0-0	.000	0-0	.000	0	1	1	2.8	2	0	2	0	0	0	4.9
at Ole Miss	01/09/10		10	2-4	.500	1-2	.500	0-0	.000	1	2	3	2.8	1	0	1	0	0	5	4.9
ARKANSAS	01-14-10		17	3-4	.750	0-0	.000	3-5	.600	2	0	2	2.8	3	2	0	0	0	9	5.2
UGA	01-16-10		10	1-3	.333	1-3	.333	0-0	.000	1	1	2	2.7	0	0	1	0	0	3	5.1
Totals		0	201	30-55	.545	9-19	.474	17-25	.680	14	32	46	2.7	17	9	21	5	2	86	5.1

Games played: 17
Minutes/game: 11.8
Points/game: 5.1
FG Pct: 54.5
3FG Pct: 47.4
FT Pct: 68.0

Rebounds/game: 2.7
Assists/game: 0.5
Turnovers/game: 1.2
Assist/turnover ratio: 0.4
Steals/game: 0.1
Blocks/game: 0.3

#12 Charles Parker

Opponent	Date	gs	min	Total		3-Pointers		Free throws		Rebounds				pf	a	t/o	blk	stl	pts	avg
				fg-fga	pct	3fg-fga	pct	ft-fa	pct	off	def	tot	avg							
SE LOUISIANA	11-19-09		1	0-0	.000	0-0	.000	0-0	.000	0	0	0	0.0	0	0	0	0	0	0	0.0
BETHUNE-COOKMAN	11-21-09		1	0-1	.000	0-0	.000	0-0	.000	0	0	0	0.0	1	0	1	0	0	0	0.0
TEXAS-PAN AMERICAN	11-24-09		1	1-1	1.000	0-0	.000	0-0	.000	0	0	0	0.0	0	0	0	0	0	2	0.7
ST. BONAVENTURE	12-05-09		3	0-2	.000	0-1	.000	0-0	.000	0	0	0	0.0	1	0	1	0	0	0	0.5
vs DePaul	12-10-09		1	0-0	.000	0-0	.000	0-0	.000	0	1	1	0.2	0	0	0	0	0	0	0.4
vs UCLA	12-12-09		1	0-0	.000	0-0	.000	0-1	.000	0	0	0	0.2	0	0	0	0	0	0	0.3
WRIGHT STATE	12-16-09		1	0-0	.000	0-0	.000	0-0	.000	0	0	0	0.1	0	0	0	0	0	0	0.3
vs Centenary	12-22-09		3	0-1	.000	0-1	.000	0-0	.000	0	0	0	0.1	0	0	0	0	0	0	0.3
MISS. VALLEY STATE	12-28-09		1	0-0	.000	0-0	.000	0-0	.000	0	0	0	0.1	0	0	0	0	0	0	0.2
Totals		0	13	1-5	.200	0-2	.000	0-1	.000	0	1	1	0.1	2	0	2	0	0	2	0.2

Games played: 9
Minutes/game: 1.4
Points/game: 0.2
FG Pct: 20.0
3FG Pct: 0.0
FT Pct: 0.0

Rebounds/game: 0.1
Turnovers/game: 0.2

2009-2010 Mississippi State Basketball
Mississippi State Individual Game-by-Game (as of Jan 16, 2010)
All games

#15 Riley Benock

Opponent	Date	gs	min	Total		3-Pointers		Free throws		Rebounds				pf	a	t/o	blk	stl	pts	avg
				fg-fga	pct	3fg-fga	pct	ft-fta	pct	off	def	tot	avg							
RIDER	11-13-09		4	0-2	.000	0-2	.000	0-0	.000	0	0	0	0.0	0	1	1	0	0	0	0.0
SE LOUISIANA	11-19-09		15	1-3	.333	0-2	.000	0-0	.000	0	2	2	1.0	1	1	0	0	2	2	1.0
BETHUNE-COOKMAN	11-21-09		19	2-4	.500	1-3	.333	0-0	.000	0	2	2	1.3	0	0	2	0	2	5	2.3
TEXAS-PAN AMERICAN	11-24-09		12	0-0	.000	0-0	.000	0-0	.000	0	1	1	1.3	0	0	0	1	1	0	1.8
vs Richmond	11-27-09		10	0-3	.000	0-3	.000	0-1	.000	0	1	1	1.2	0	0	0	0	0	0	1.4
vs Old Dominion	11-28-09		10	0-0	.000	0-0	.000	0-0	.000	0	0	0	1.0	0	0	3	0	0	0	1.2
ST. BONAVENTURE	12-05-09		16	3-4	.750	3-4	.750	0-0	.000	0	0	0	0.9	0	5	0	0	0	9	2.3
vs DePaul	12-10-09		20	2-5	.400	2-5	.400	0-0	.000	0	2	2	1.0	0	1	2	0	1	6	2.8
vs UCLA	12-12-09		8	1-2	.500	1-1	1.000	0-0	.000	0	1	1	1.0	0	0	0	0	0	3	2.8
WRIGHT STATE	12-16-09		11	0-0	.000	0-0	.000	0-0	.000	0	0	0	0.9	4	1	0	1	0	0	2.5
at Houston	12-19-09		6	0-0	.000	0-0	.000	0-0	.000	0	2	2	1.0	3	1	0	0	0	0	2.3
vs Centenary	12-22-09		15	3-3	1.000	3-3	1.000	0-0	.000	0	1	1	1.0	0	2	0	0	0	9	2.8
MISS. VALLEY STATE	12-28-09		18	0-1	.000	0-1	.000	0-0	.000	0	0	0	0.9	0	0	1	0	2	0	2.6
at San Diego	12/31/09		15	0-1	.000	0-1	.000	0-0	.000	0	1	1	0.9	1	1	0	0	0	0	2.4
at WKU	01/04/10		7	0-0	.000	0-0	.000	0-0	.000	0	1	1	0.9	1	0	1	0	0	0	2.3
at Ole Miss	01/09/10		9	0-0	.000	0-0	.000	0-0	.000	0	0	0	0.9	0	2	1	0	1	0	2.1
ARKANSAS	01-14-10		11	0-0	.000	0-0	.000	0-0	.000	0	0	0	0.8	0	1	2	0	2	0	2.0
UGA	01-16-10		3	0-1	.000	0-1	.000	0-0	.000	1	0	1	0.8	0	0	0	0	0	0	1.9
Totals		0	209	12-29	.414	10-26	.385	0-1	.000	1	14	15	0.8	10	16	13	2	11	34	1.9

Games played: 18
Minutes/game: 11.6
Points/game: 1.9
FG Pct: 41.4
3FG Pct: 38.5
FT Pct: 0.0

Rebounds/game: 0.8
Assists/game: 0.9
Turnovers/game: 0.7
Assist/turnover ratio: 1.2
Steals/game: 0.6
Blocks/game: 0.1

#20 Taylor Luczak

Opponent	Date	gs	min	Total		3-Pointers		Free throws		Rebounds				pf	a	t/o	blk	stl	pts	avg
				fg-fga	pct	3fg-fga	pct	ft-fta	pct	off	def	tot	avg							
SE LOUISIANA	11-19-09		1	1-1	1.000	1-1	1.000	0-0	.000	0	0	0	0.0	0	0	0	0	0	3	3.0
BETHUNE-COOKMAN	11-21-09		1	0-0	.000	0-0	.000	0-0	.000	0	0	0	0.0	1	0	1	0	0	0	1.5
TEXAS-PAN AMERICAN	11-24-09		2	0-0	.000	0-0	.000	0-0	.000	0	1	1	0.3	0	0	0	0	0	0	1.0
ST. BONAVENTURE	12-05-09		3	0-0	.000	0-0	.000	0-0	.000	0	0	0	0.3	1	0	1	0	0	0	0.8
vs DePaul	12-10-09		2	0-0	.000	0-0	.000	0-0	.000	0	1	1	0.4	1	0	0	0	0	0	0.6
vs UCLA	12-12-09		1	0-0	.000	0-0	.000	0-0	.000	0	0	0	0.3	0	0	0	0	0	0	0.5
WRIGHT STATE	12-16-09		1	0-0	.000	0-0	.000	0-0	.000	0	0	0	0.3	0	0	0	0	0	0	0.4
vs Centenary	12-22-09		3	0-0	.000	0-0	.000	0-0	.000	0	0	0	0.3	0	0	1	0	0	0	0.4
MISS. VALLEY STATE	12-28-09		1	0-0	.000	0-0	.000	0-0	.000	0	0	0	0.2	0	0	1	0	0	0	0.3
Totals		0	15	1-1	1.000	1-1	1.000	0-0	.000	0	2	2	0.2	3	0	4	0	0	3	0.3

Games played: 9
Minutes/game: 1.7
Points/game: 0.3
FG Pct: 100.0
3FG Pct: 100.0

Rebounds/game: 0.2
Turnovers/game: 0.4

2009-2010 Mississippi State Basketball
Mississippi State Individual Game-by-Game (as of Jan 16, 2010)
All games

#21 Baxter Price

Opponent	Date	gs	min	Total		3-Pointers		Free throws		Rebounds				pf	a	t/o	blk	stl	pts	avg
				fg-fga	pct	3fg-fga	pct	ft-fa	pct	off	def	tot	avg							
SE LOUISIANA	11-19-09		1	0-0	.000	0-0	.000	0-0	.000	0	0	0	0.0	0	0	0	0	0	0	0.0
BETHUNE-COOKMAN	11-21-09		1	0-0	.000	0-0	.000	0-0	.000	0	0	0	0.0	0	0	0	0	0	0	0.0
TEXAS-PAN AMERICAN	11-24-09		1	0-0	.000	0-0	.000	0-0	.000	0	0	0	0.0	0	0	0	0	0	0	0.0
ST. BONAVENTURE	12-05-09		2	0-0	.000	0-0	.000	0-0	.000	1	1	2	0.5	0	0	0	0	0	0	0.0
vs DePaul	12-10-09		1	1-1	1.000	0-0	.000	0-0	.000	0	0	0	0.4	0	0	0	0	0	2	0.4
vs UCLA	12-12-09		1	0-0	.000	0-0	.000	0-0	.000	0	0	0	0.3	0	0	0	0	1	0	0.3
WRIGHT STATE	12-16-09		1	0-0	.000	0-0	.000	0-0	.000	0	0	0	0.3	0	0	0	0	0	0	0.3
vs Centenary	12-22-09		2	0-2	.000	0-0	.000	0-0	.000	0	0	0	0.3	0	0	0	0	0	0	0.3
MISS. VALLEY STATE	12-28-09		1	0-0	.000	0-0	.000	0-0	.000	0	0	0	0.2	0	0	0	0	0	0	0.2
Totals		0	11	1-3	.333	0-0	.000	0-0	.000	1	1	2	0.2	0	0	0	0	1	2	0.2

Games played: 9
Minutes/game: 1.2
Points/game: 0.2
FG Pct: 33.3

Rebounds/game: 0.2
Steals/game: 0.1

#22 Barry Stewart

Opponent	Date	gs	min	Total		3-Pointers		Free throws		Rebounds				pf	a	t/o	blk	stl	pts	avg
				fg-fga	pct	3fg-fga	pct	ft-fa	pct	off	def	tot	avg							
RIDER	11-13-09	*	37	2-10	.200	2-7	.286	1-4	.250	1	2	3	3.0	3	3	0	0	0	7	7.0
SE LOUISIANA	11-19-09	*	32	4-11	.364	1-5	.200	4-4	1.000	0	3	3	3.0	1	1	0	0	1	13	10.0
BETHUNE-COOKMAN	11-21-09	*	31	3-6	.500	2-4	.500	2-2	1.000	0	1	1	2.3	1	4	1	1	0	10	10.0
TEXAS-PAN AMERICAN	11-24-09	*	31	5-10	.500	2-5	.400	0-0	.000	0	2	2	2.3	1	0	0	0	0	12	10.5
vs Richmond	11-27-09	*	35	4-10	.400	4-6	.667	1-2	.500	2	1	3	2.4	1	3	5	0	0	13	11.0
vs Old Dominion	11-28-09	*	34	3-10	.300	1-7	.143	3-3	1.000	0	3	3	2.5	1	3	0	0	0	10	10.8
ST. BONAVENTURE	12-05-09	*	33	6-12	.500	1-5	.200	0-0	.000	0	4	4	2.7	2	7	0	0	0	13	11.1
vs DePaul	12-10-09	*	30	3-10	.300	2-4	.500	4-5	.800	1	2	3	2.8	2	2	0	0	1	12	11.3
vs UCLA	12-12-09	*	37	2-11	.182	2-7	.286	0-0	.000	1	1	2	2.7	1	4	2	1	0	6	10.7
WRIGHT STATE	12-16-09	*	33	8-11	.727	5-7	.714	0-0	.000	0	3	3	2.7	2	1	1	0	2	21	11.7
at Houston	12-19-09	*	37	6-12	.500	1-4	.250	1-2	.500	1	4	5	2.9	3	0	3	0	1	14	11.9
vs Centenary	12-22-09	*	33	5-10	.500	2-6	.333	2-5	.400	2	2	4	3.0	3	5	0	1	1	14	12.1
MISS. VALLEY STATE	12-28-09	*	25	4-9	.444	2-5	.400	1-2	.500	2	3	5	3.2	0	2	0	0	1	11	12.0
at San Diego	12/31/09	*	31	1-6	.167	0-2	.000	0-0	.000	0	0	0	2.9	3	4	4	0	1	2	11.3
at WKU	01/04/10	*	38	4-13	.308	1-6	.167	0-2	.000	1	2	3	2.9	2	1	5	1	0	9	11.1
at Ole Miss	01/09/10	*	34	4-14	.286	3-6	.500	0-3	.000	0	5	5	3.1	1	2	0	0	0	11	11.1
ARKANSAS	01-14-10	*	34	4-10	.400	1-3	.333	3-4	.750	0	3	3	3.1	2	2	2	0	1	12	11.2
UGA	01-16-10	*	39	3-5	.600	2-4	.500	2-2	1.000	1	1	2	3.0	2	2	1	2	2	10	11.1
Totals		18	604	71-180	.394	34-93	.366	24-40	.600	12	42	54	3.0	31	46	24	6	11	200	11.1

Games played: 18
Minutes/game: 33.6
Points/game: 11.1
FG Pct: 39.4
3FG Pct: 36.6
FT Pct: 60.0

Rebounds/game: 3.0
Assists/game: 2.6
Turnovers/game: 1.3
Assist/turnover ratio: 1.9
Steals/game: 0.6
Blocks/game: 0.3

2009-2010 Mississippi State Basketball
Mississippi State Individual Game-by-Game (as of Jan 16, 2010)
All games

#24 Kodi Augustus

Opponent	Date	gs	min	Total		3-Pointers		Free throws		Rebounds				pf	a	t/o	blk	stl	pts	avg	
				fg-fga	pct	3fg-fga	pct	ft-flt	pct	off	def	tot	avg								
RIDER	11-13-09	*	15	4-9	.444	1-1	1.000	0-1	.000	2	3	5	5.0	4	0	1	1	0	9	9.0	
TEXAS-PAN AMERICAN	11-24-09		21	4-7	.571	1-1	1.000	0-0	.000	3	5	8	6.5	1	0	3	2	0	9	9.0	
vs Richmond	11-27-09	*	25	2-7	.286	1-2	.500	8-8	1.000	3	3	6	6.3	2	0	3	0	0	13	10.3	
vs Old Dominion	11-28-09	*	24	1-4	.250	0-1	.000	8-8	1.000	1	6	7	6.5	3	2	1	0	2	10	10.3	
ST. BONAVENTURE	12-05-09	*	24	4-5	.800	3-4	.750	6-8	.750	3	2	5	6.2	1	1	2	1	0	17	11.6	
vs DePaul	12-10-09	*	17	3-4	.750	2-3	.667	3-3	1.000	1	2	3	5.7	2	0	2	1	0	11	11.5	
vs UCLA	12-12-09	*	22	3-5	.600	1-2	.500	0-1	.000	0	2	2	5.1	2	0	2	0	0	7	10.9	
WRIGHT STATE	12-16-09	*	27	1-4	.250	1-4	.250	2-2	1.000	1	3	4	5.0	1	1	3	5	2	5	10.1	
at Houston	12-19-09	*	20	3-8	.375	1-2	.500	0-0	.000	5	11	16	6.2	2	0	4	0	0	7	9.8	
vs Centenary	12-22-09	*	23	2-6	.333	0-1	.000	1-2	.500	2	3	5	6.1	3	3	1	0	0	5	9.3	
MISS. VALLEY STATE	12-28-09	*	29	2-10	.200	2-6	.333	1-3	.333	1	3	4	5.9	1	3	0	0	1	7	9.1	
at San Diego	12/31/09	*	24	6-8	.750	3-3	1.000	2-5	.400	0	2	2	5.6	3	1	4	0	0	17	9.8	
at WKU	01/04/10	*	21	1-5	.200	1-4	.250	0-0	.000	2	1	3	5.4	2	0	2	0	0	3	9.2	
at Ole Miss	01/09/10	*	29	4-10	.400	1-4	.250	4-4	1.000	4	8	12	5.9	2	0	3	0	1	13	9.5	
ARKANSAS	01-14-10	*	22	2-6	.333	1-3	.333	2-2	1.000	1	8	9	6.1	4	1	3	2	0	7	9.3	
UGA	01-16-10	*	24	3-7	.429	1-4	.250	1-1	1.000	1	1	2	5.8	0	2	1	0	1	8	9.3	
Totals			15	367	45-105	.429	20-45	.444	38-48	.792	30	63	93	5.8	33	14	35	12	7	148	9.3

Games played: 16
Minutes/game: 22.9
Points/game: 9.3
FG Pct: 42.9
3FG Pct: 44.4
FT Pct: 79.2

Rebounds/game: 5.8
Assists/game: 0.9
Turnovers/game: 2.2
Assist/turnover ratio: 0.4
Steals/game: 0.4
Blocks/game: 0.8

#25 Phil Turner

Opponent	Date	gs	min	Total		3-Pointers		Free throws		Rebounds				pf	a	t/o	blk	stl	pts	avg
				fg-fga	pct	3fg-fga	pct	ft-fa	pct	off	def	tot	avg							
RIDER	11-13-09		25	3-6	.500	2-3	.667	0-0	.000	2	3	5	5.0	2	1	3	0	1	8	8.0
SE LOUISIANA	11-19-09	*	34	3-12	.250	2-6	.333	2-2	1.000	3	11	14	9.5	1	3	3	2	1	10	9.0
BETHUNE-COOKMAN	11-21-09	*	22	4-7	.571	1-1	1.000	0-0	.000	2	3	5	8.0	3	2	0	1	2	9	9.0
TEXAS-PAN AMERICAN	11-24-09	*	22	2-5	.400	1-3	.333	0-0	.000	0	3	3	6.8	2	2	1	0	3	5	8.0
vs Richmond	11-27-09		23	2-8	.250	0-3	.000	0-0	.000	4	5	9	7.2	0	2	1	0	0	4	7.2
vs Old Dominion	11-28-09		26	1-2	.500	0-1	.000	0-0	.000	2	4	6	7.0	1	0	0	0	0	2	6.3
ST. BONAVENTURE	12-05-09		18	2-5	.400	0-1	.000	1-1	1.000	0	0	0	6.0	3	1	1	1	1	5	6.1
vs DePaul	12-10-09		20	1-6	.167	0-4	.000	0-0	.000	0	5	5	5.9	0	5	1	1	2	2	5.6
vs UCLA	12-12-09		17	2-6	.333	0-2	.000	2-2	1.000	0	3	3	5.6	1	0	0	0	3	6	5.7
WRIGHT STATE	12-16-09		16	0-3	.000	0-3	.000	3-4	.750	0	1	1	5.1	2	1	0	0	1	3	5.4
at Houston	12-19-09		21	1-3	.333	1-2	.500	2-2	1.000	0	4	4	5.0	1	0	0	0	1	5	5.4
vs Centenary	12-22-09		14	2-6	.333	0-1	.000	2-2	1.000	1	3	4	4.9	1	3	0	0	2	6	5.4
MISS. VALLEY STATE	12-28-09		19	3-5	.600	2-4	.500	4-4	1.000	3	5	8	5.2	1	2	1	0	2	12	5.9
at San Diego	12/31/09		17	3-7	.429	1-3	.333	2-2	1.000	1	1	2	4.9	4	0	2	0	1	9	6.1
at WKU	01/04/10		19	0-2	.000	0-0	.000	2-6	.333	2	4	6	5.0	1	0	2	0	1	2	5.9
at Ole Miss	01/09/10		11	0-0	.000	0-0	.000	2-2	1.000	1	2	3	4.9	0	0	1	0	0	2	5.6
ARKANSAS	01-14-10		19	1-1	1.000	1-1	1.000	3-4	.750	1	3	4	4.8	0	1	0	0	1	6	5.6
UGA	01-16-10		16	4-10	.400	3-7	.429	4-4	1.000	3	2	5	4.8	1	1	1	0	3	15	6.2
Totals		3	359	34-94	.362	14-45	.311	29-35	.829	25	62	87	4.8	24	24	17	5	25	111	6.2

Games played: 18
Minutes/game: 19.9
Points/game: 6.2
FG Pct: 36.2
3FG Pct: 31.1
FT Pct: 82.9

Rebounds/game: 4.8
Assists/game: 1.3
Turnovers/game: 0.9
Assist/turnover ratio: 1.4
Steals/game: 1.4
Blocks/game: 0.3

2009-2010 Mississippi State Basketball
Mississippi State Individual Game-by-Game (as of Jan 16, 2010)
All games

#30 Wendell Lewis

Opponent	Date	gs	min	Total		3-Pointers		Free throws		Rebounds				pf	a	t/o	blk	stl	pts	avg
				fg-fga	pct	3fg-fga	pct	ft-fta	pct	off	def	tot	avg							
RIDER	11-13-09		4	0-2	.000	0-0	.000	0-0	.000	1	0	1	1.0	1	0	0	0	0	0	0.0
SE LOUISIANA	11-19-09		7	1-3	.333	0-0	.000	0-0	.000	1	1	2	1.5	1	0	1	0	0	2	1.0
BETHUNE-COOKMAN	11-21-09		13	3-4	.750	0-0	.000	0-0	.000	2	3	5	2.7	1	0	0	0	0	6	2.7
TEXAS-PAN AMERICAN	11-24-09		9	1-1	1.000	0-0	.000	0-0	.000	0	1	1	2.3	0	0	1	0	0	2	2.5
vs Richmond	11-27-09		6	0-0	.000	0-0	.000	0-0	.000	1	2	3	2.4	2	0	0	0	0	0	2.0
vs Old Dominion	11-28-09		4	0-1	.000	0-0	.000	0-0	.000	0	0	0	2.0	0	0	0	0	0	0	1.7
ST. BONAVENTURE	12-05-09		15	2-4	.500	0-0	.000	3-4	.750	1	4	5	2.4	0	0	0	3	0	7	2.4
vs DePaul	12-10-09		14	0-1	.000	0-0	.000	0-2	.000	1	3	4	2.6	3	0	3	0	0	0	2.1
vs UCLA	12-12-09		6	2-2	1.000	0-0	.000	0-0	.000	1	0	1	2.4	1	0	1	0	0	4	2.3
WRIGHT STATE	12-16-09		5	2-2	1.000	0-0	.000	0-0	.000	1	1	2	2.4	0	0	0	0	0	4	2.5
at Houston	12-19-09		4	0-0	.000	0-0	.000	1-2	.500	1	1	2	2.4	0	0	1	1	0	1	2.4
vs Centenary	12-22-09		8	1-1	1.000	0-0	.000	0-0	.000	0	1	1	2.3	0	0	1	1	0	2	2.3
MISS. VALLEY STATE	12-28-09		10	1-2	.500	0-0	.000	0-0	.000	1	0	1	2.2	1	0	0	0	0	2	2.3
at San Diego	12/31/09		10	2-2	1.000	0-0	.000	0-0	.000	0	2	2	2.1	2	0	0	0	0	4	2.4
at WKU	01/04/10		3	0-0	.000	0-0	.000	0-0	.000	0	1	1	2.1	0	0	0	0	0	0	2.3
ARKANSAS	01-14-10		3	0-2	.000	0-0	.000	0-0	.000	2	0	2	2.1	0	0	0	0	0	0	2.1
UGA	01-16-10		1	0-0	.000	0-0	.000	0-0	.000	0	0	0	1.9	0	0	0	0	0	0	2.0
Totals		0	122	15-27	.556	0-0	.000	4-8	.500	13	20	33	1.9	12	0	8	5	0	34	2.0

Games played: 17
Minutes/game: 7.2
Points/game: 2.0
FG Pct: 55.6
FT Pct: 50.0

Rebounds/game: 1.9
Turnovers/game: 0.5
Blocks/game: 0.3

#32 Jarvis Varnado

Opponent	Date	gs	min	Total		3-Pointers		Free throws		Rebounds				pf	a	t/o	blk	stl	pts	avg
				fg-fga	pct	3fg-fga	pct	ft-fta	pct	off	def	tot	avg							
RIDER	11-13-09	*	36	8-8	1.000	0-0	.000	6-8	.750	2	12	14	14.0	3	2	4	7	0	22	22.0
SE LOUISIANA	11-19-09	*	30	6-8	.750	0-0	.000	8-10	.800	3	6	9	11.5	1	2	2	8	3	20	21.0
BETHUNE-COOKMAN	11-21-09	*	31	4-11	.364	0-0	.000	2-5	.400	2	8	10	11.0	0	2	1	4	0	10	17.3
TEXAS-PAN AMERICAN	11-24-09	*	27	6-8	.750	0-0	.000	0-2	.000	4	11	15	12.0	2	1	0	8	1	12	16.0
vs Richmond	11-27-09	*	23	2-6	.333	0-0	.000	4-4	1.000	4	2	6	10.8	4	0	1	1	0	8	14.4
vs Old Dominion	11-28-09	*	19	6-7	.857	0-0	.000	3-5	.600	4	2	6	10.0	2	0	1	5	0	15	14.5
ST. BONAVENTURE	12-05-09	*	21	5-7	.714	0-0	.000	4-5	.800	0	8	8	9.7	1	1	2	4	3	14	14.4
vs DePaul	12-10-09	*	26	4-5	.800	0-0	.000	4-6	.667	7	7	14	10.3	0	0	2	3	1	12	14.1
vs UCLA	12-12-09	*	34	5-11	.455	0-0	.000	3-6	.500	2	9	11	10.3	2	0	1	7	0	13	14.0
WRIGHT STATE	12-16-09	*	30	6-6	1.000	0-0	.000	5-8	.625	2	6	8	10.1	1	0	4	6	0	17	14.3
at Houston	12-19-09	*	34	3-11	.273	0-0	.000	7-17	.412	6	11	17	10.7	3	0	1	5	1	13	14.2
vs Centenary	12-22-09	*	24	2-5	.400	0-0	.000	4-4	1.000	2	7	9	10.6	1	1	1	4	0	8	13.7
MISS. VALLEY STATE	12-28-09	*	20	3-4	.750	0-0	.000	4-4	1.000	0	7	7	10.3	4	2	0	7	0	10	13.4
at San Diego	12/31/09	*	27	8-9	.889	0-0	.000	7-7	1.000	2	15	17	10.8	4	1	2	2	0	23	14.1
at WKU	01/04/10	*	37	7-10	.700	0-0	.000	3-6	.500	2	10	12	10.9	4	1	3	3	2	17	14.3
at Ole Miss	01/09/10	*	36	2-7	.286	0-0	.000	5-8	.625	2	10	12	10.9	3	1	4	6	1	9	13.9
ARKANSAS	01-14-10	*	35	7-13	.538	0-0	.000	3-4	.750	5	7	12	11.0	1	1	1	10	1	17	14.1
UGA	01-16-10	*	38	5-7	.714	0-0	.000	4-9	.444	4	10	14	11.2	3	0	2	6	0	14	14.1
Totals		18	528	89-143	.622	0-0	.000	76-118	.644	53	148	201	11.2	39	15	32	96	13	254	14.1

Games played: 18
Minutes/game: 29.3
Points/game: 14.1
FG Pct: 62.2
FT Pct: 64.4

Rebounds/game: 11.2
Assists/game: 0.8
Turnovers/game: 1.8
Assist/turnover ratio: 0.5
Steals/game: 0.7
Blocks/game: 5.3

2009-2010 Mississippi State Basketball
Mississippi State Individual Game-by-Game (as of Jan 16, 2010)
All games

#45 Elgin Bailey

Opponent	Date	gs	min	Total		3-Pointers		Free throws		Rebounds				pf	a	t/o	blk	stl	pts	avg
				fg-fga	pct	3fg-fga	pct	ft-fa	pct	off	def	tot	avg							
SE LOUISIANA	11-19-09		3	0-1	.000	0-0	.000	0-0	.000	0	0	0	0.0	0	0	0	0	0	0	0.0
TEXAS-PAN AMERICAN	11-24-09		4	0-1	.000	0-0	.000	1-4	.250	0	0	0	0.0	0	0	1	1	0	1	0.5
vs Richmond	11-27-09		4	0-1	.000	0-0	.000	0-0	.000	0	0	0	0.0	1	0	0	0	0	0	0.3
vs Old Dominion	11-28-09		6	0-1	.000	0-0	.000	0-1	.000	0	0	0	0.0	1	0	0	0	0	0	0.3
Totals		0	17	0-4	.000	0-0	.000	1-5	.200	0	0	0	0.0	2	0	1	1	0	1	0.3

Games played: 4
Minutes/game: 4.3
Points/game: 0.3
FG Pct: 0.0
FT Pct: 20.0

Turnovers/game: 0.3
Blocks/game: 0.3

#50 John Riek

Opponent	Date	gs	min	Total		3-Pointers		Free throws		Rebounds				pf	a	t/o	blk	stl	pts	avg
				fg-fga	pct	3fg-fga	pct	ft-fa	pct	off	def	tot	avg							
WRIGHT STATE	12-16-09		1	0-0	.000	0-0	.000	0-0	.000	0	0	0	0.0	0	0	0	0	0	0	0.0
vs Centenary	12-22-09		8	2-3	.667	0-0	.000	2-2	1.000	4	3	7	3.5	1	0	3	0	0	6	3.0
MISS. VALLEY STATE	12-28-09		11	1-3	.333	0-0	.000	2-4	.500	4	1	5	4.0	2	0	0	3	0	4	3.3
at Ole Miss	01/09/10		4	0-0	.000	0-0	.000	0-0	.000	0	1	1	3.3	3	0	0	1	0	0	2.5
ARKANSAS	01-14-10		1	0-0	.000	0-0	.000	0-0	.000	0	0	0	2.6	0	0	0	0	0	0	2.0
UGA	01-16-10		1	0-0	.000	0-0	.000	0-0	.000	0	0	0	2.2	0	0	0	0	0	0	1.7
Totals		0	26	3-6	.500	0-0	.000	4-6	.667	8	5	13	2.2	6	0	3	4	0	10	1.7

Games played: 6
Minutes/game: 4.3
Points/game: 1.7
FG Pct: 50.0
FT Pct: 66.7

Rebounds/game: 2.2
Turnovers/game: 0.5
Blocks/game: 0.7

#TM TEAM

Opponent	Date	gs	min	Total		3-Pointers		Free throws		Rebounds				pf	a	t/o	blk	stl	pts	avg
				fg-fga	pct	3fg-fga	pct	ft-fa	pct	off	def	tot	avg							
RIDER	11-13-09		0	0-0	.000	0-0	.000	0-0	.000	2	1	3	3.0	0	0	0	0	0	0	0.0
SE LOUISIANA	11-19-09		0	0-0	.000	0-0	.000	0-0	.000	2	3	5	4.0	0	0	1	0	0	0	0.0
BETHUNE-COOKMAN	11-21-09		0	0-0	.000	0-0	.000	0-0	.000	1	1	2	3.3	0	0	0	0	0	0	0.0
TEXAS-PAN AMERICAN	11-24-09		0	0-0	.000	0-0	.000	0-0	.000	1	2	3	3.3	0	0	0	0	0	0	0.0
vs Richmond	11-27-09		0	0-0	.000	0-0	.000	0-0	.000	2	1	3	3.2	0	0	0	0	0	0	0.0
vs Old Dominion	11-28-09		0	0-0	.000	0-0	.000	0-0	.000	0	3	3	3.2	0	0	2	0	0	0	0.0
ST. BONAVENTURE	12-05-09		0	0-0	.000	0-0	.000	0-0	.000	2	0	2	3.0	0	0	0	0	0	0	0.0
vs DePaul	12-10-09		0	0-0	.000	0-0	.000	0-0	.000	1	2	3	3.0	0	0	0	0	0	0	0.0
vs UCLA	12-12-09		0	0-0	.000	0-0	.000	0-0	.000	1	3	4	3.1	0	0	0	0	0	0	0.0
WRIGHT STATE	12-16-09		0	0-0	.000	0-0	.000	0-0	.000	1	2	3	3.1	0	0	0	0	0	0	0.0
at Houston	12-19-09		0	0-0	.000	0-0	.000	0-0	.000	1	1	2	3.0	0	0	0	0	0	0	0.0
vs Centenary	12-22-09		0	0-0	.000	0-0	.000	0-0	.000	0	2	2	2.9	0	0	0	0	0	0	0.0
MISS. VALLEY STATE	12-28-09		0	0-0	.000	0-0	.000	0-0	.000	0	5	5	3.1	0	0	0	0	0	0	0.0
at San Diego	12/31/09		0	0-0	.000	0-0	.000	0-0	.000	2	1	3	3.1	0	0	0	0	0	0	0.0
at WKU	01/04/10		0	0-0	.000	0-0	.000	0-0	.000	0	2	2	3.0	0	0	0	0	0	0	0.0
at Ole Miss	01/09/10		0	0-0	.000	0-0	.000	0-0	.000	3	4	7	3.3	0	0	0	0	0	0	0.0
ARKANSAS	01-14-10		0	0-0	.000	0-0	.000	0-0	.000	0	1	1	3.1	0	0	1	0	0	0	0.0
UGA	01-16-10		0	0-0	.000	0-0	.000	0-0	.000	1	0	1	3.0	0	0	1	0	0	0	0.0
Totals		0	0	0-0	.000	0-0	.000	0-0	.000	20	34	54	3.0	0	0	5	0	0	0	0.0

Games played: 18

Rebounds/game: 3.0
Turnovers/game: 0.3

2008-09 Mississippi State Basketball Individual Career History

Kodi Augustus

			Total		3-Point		F-Throws		Rebounds											Scoring	
Season	gp-gs	min/avg	fg-fga	pct	fg-fga	pct	ft-fta	pct	off	def	tot	avg	pf	fo	ast	to	blk	stl	pts	avg	
2007-08	11-0	52/4.7	5-13	.385	2-7	.286	4-7	.571	3	9	12	1.1	8	0	2	7	3	1	16	1.5	
2008-09	25-9	328/13.1	52-108	.481	10-31	.323	42-53	.792	30	56	86	3.4	38	1	8	33	7	7	156	6.2	
2009-10	16-15	367/22.9	45-105	.429	20-45	.444	38-48	.792	30	63	93	5.8	33	0	14	35	12	7	148	9.3	
TOTAL	52-24	747/14.4	102-226	.451	32-83	.386	84-108	.778	63	128	191	3.7	79	1	24	75	22	15	320	6.2	

Elgin Bailey

			Total		3-Point		F-Throws		Rebounds											Scoring	
Season	gp-gs	min/avg	fg-fga	pct	fg-fga	pct	ft-fta	pct	off	def	tot	avg	pf	fo	ast	to	blk	stl	pts	avg	
2007-08	31-0	212/6.8	18-38	.474	0-0	.000	16-41	.390	20	26	46	1.5	43	0	1	16	8	4	52	1.7	
2008-09	27-0	290/10.7	39-89	.438	0-0	.000	28-46	.609	21	43	64	2.4	44	1	6	32	26	16	106	3.9	
2009-10	4-0	17/4.3	0-4	.000	0-0	.000	1-5	.200	0	0	0	0.0	2	0	0	1	1	0	1	0.3	
TOTAL	62-0	519/8.4	57-131	.435	0-0	.000	45-92	.489	41	69	110	1.8	89	1	7	49	35	20	159	2.6	

Riley Benock

			Total		3-Point		F-Throws		Rebounds											Scoring	
Season	gp-gs	min/avg	fg-fga	pct	fg-fga	pct	ft-fta	pct	off	def	tot	avg	pf	fo	ast	to	blk	stl	pts	avg	
2007-08	28-0	228/8.1	15-37	.405	14-33	.424	5-8	.625	2	17	19	0.7	16	0	22	16	4	4	49	1.8	
2008-09	36-0	409/11.4	26-67	.388	21-56	.375	8-12	.667	5	27	32	0.9	35	1	25	17	2	16	81	2.3	
2009-10	18-0	209/11.6	12-29	.414	10-26	.385	0-1	.000	1	14	15	0.8	10	0	16	13	2	11	34	1.9	
TOTAL	82-0	846/10.3	53-133	.398	45-115	.391	13-21	.619	8	58	66	0.8	61	1	63	46	8	31	164	2.0	

Brandon Bolen

			Total		3-Point		F-Throws		Rebounds											Scoring	
Season	gp-gs	min/avg	fg-fga	pct	fg-fga	pct	ft-fta	pct	off	def	tot	avg	pf	fo	ast	to	blk	stl	pts	avg	
2007-08	9-0	12/1.3	0-2	.000	0-1	.000	1-2	.500	1	3	4	0.4	1	0	0	3	0	0	1	0.1	
2008-09	13-0	23/1.8	1-4	.250	0-0	.000	0-0	.000	0	1	1	0.1	0	0	1	0	0	2	2	0.2	
TOTAL	22-0	35/1.6	1-6	.167	0-1	.000	1-2	.500	1	4	5	0.2	1	0	1	3	0	2	3	0.1	

Dee Bost

			Total		3-Point		F-Throws		Rebounds											Scoring	
Season	gp-gs	min/avg	fg-fga	pct	fg-fga	pct	ft-fta	pct	off	def	tot	avg	pf	fo	ast	to	blk	stl	pts	avg	
2008-09	36-36	1137/31.6	108-307	.352	54-161	.335	122-170	.718	27	102	129	3.6	81	2	156	102	1	52	392	10.9	
2009-10	18-18	607/33.7	65-170	.382	32-87	.368	58-80	.725	7	79	86	4.8	29	1	100	56	4	24	220	12.2	
TOTAL	54-54	1744/32.3	173-477	.363	86-248	.347	180-250	.720	34	181	215	4.0	110	3	256	158	5	76	612	11.3	

Ravern Johnson

			Total		3-Point		F-Throws		Rebounds											Scoring	
Season	gp-gs	min/avg	fg-fga	pct	fg-fga	pct	ft-fta	pct	off	def	tot	avg	pf	fo	ast	to	blk	stl	pts	avg	
2007-08	29-0	187/6.4	31-65	.477	7-24	.292	4-10	.400	10	20	30	1.0	10	0	10	12	4	3	73	2.5	
2008-09	36-36	1099/30.5	156-362	.431	83-210	.395	39-46	.848	30	80	110	3.1	49	0	40	55	18	14	434	12.1	
2009-10	18-18	521/28.9	92-181	.508	54-115	.470	13-23	.565	11	52	63	3.5	20	0	11	23	13	9	251	13.9	
TOTAL	83-54	1807/21.8	279-608	.459	144-349	.413	56-79	.709	51	152	203	2.4	79	0	61	90	35	26	758	9.1	

Wendell Lewis

			Total		3-Point		F-Throws		Rebounds											Scoring	
Season	gp-gs	min/avg	fg-fga	pct	fg-fga	pct	ft-fta	pct	off	def	tot	avg	pf	fo	ast	to	blk	stl	pts	avg	
2009-10	17-0	122/7.2	15-27	.556	0-0	.000	4-8	.500	13	20	33	1.9	12	0	0	8	5	0	34	2.0	
TOTAL	17-0	122/7.2	15-27	.556	0-0	.000	4-8	.500	13	20	33	1.9	12	0	0	8	5	0	34	2.0	

2008-09 Mississippi State Basketball Individual Career History

Taylor Luczak

Season	gp-gs	min/avg	Total		3-Point		F-Throws		Rebounds				pf	fo	ast	to	blk	stl	Scoring	
			fg-fga	pct	fg-fga	pct	ft-fta	pct	off	def	tot	avg							pts	avg
2008-09	10-0	13/1.3	2-4	.500	0-1	.000	0-0	.000	1	2	3	0.3	2	0	0	1	0	0	4	0.4
2009-10	9-0	15/1.7	1-1	1.000	1-1	1.000	0-0	.000	0	2	2	0.2	3	0	0	4	0	0	3	0.3
TOTAL	19-0	28/1.5	3-5	.600	1-2	.500	0-0	.000	1	4	5	0.3	5	0	0	5	0	0	7	0.4

Romero Osby

Season	gp-gs	min/avg	Total		3-Point		F-Throws		Rebounds				pf	fo	ast	to	blk	stl	Scoring	
			fg-fga	pct	fg-fga	pct	ft-fta	pct	off	def	tot	avg							pts	avg
2008-09	36-0	452/12.6	51-118	.432	8-28	.286	39-58	.672	28	66	94	2.6	53	1	12	28	12	8	149	4.1
2009-10	17-0	201/11.8	30-55	.545	9-19	.474	17-25	.680	14	32	46	2.7	17	0	9	21	5	2	86	5.1
TOTAL	53-0	653/12.3	81-173	.468	17-47	.362	56-83	.675	42	98	140	2.6	70	1	21	49	17	10	235	4.4

Charles Parker

Season	gp-gs	min/avg	Total		3-Point		F-Throws		Rebounds				pf	fo	ast	to	blk	stl	Scoring	
			fg-fga	pct	fg-fga	pct	ft-fta	pct	off	def	tot	avg							pts	avg
2009-10	9-0	13/1.4	1-5	.200	0-2	.000	0-1	.000	0	1	1	0.1	2	0	0	2	0	0	2	0.2
TOTAL	9-0	13/1.4	1-5	.200	0-2	.000	0-1	.000	0	1	1	0.1	2	0	0	2	0	0	2	0.2

Baxter Price

Season	gp-gs	min/avg	Total		3-Point		F-Throws		Rebounds				pf	fo	ast	to	blk	stl	Scoring	
			fg-fga	pct	fg-fga	pct	ft-fta	pct	off	def	tot	avg							pts	avg
2009-10	9-0	11/1.2	1-3	.333	0-0	.000	0-0	.000	1	1	2	0.2	0	0	0	0	0	1	2	0.2
TOTAL	9-0	11/1.2	1-3	.333	0-0	.000	0-0	.000	1	1	2	0.2	0	0	0	0	0	1	2	0.2

John Riek

Season	gp-gs	min/avg	Total		3-Point		F-Throws		Rebounds				pf	fo	ast	to	blk	stl	Scoring	
			fg-fga	pct	fg-fga	pct	ft-fta	pct	off	def	tot	avg							pts	avg
2009-10	6-0	26/4.3	3-6	.500	0-0	.000	4-6	.667	8	5	13	2.2	6	0	0	3	4	0	10	1.7
TOTAL	6-0	26/4.3	3-6	.500	0-0	.000	4-6	.667	8	5	13	2.2	6	0	0	3	4	0	10	1.7

Renardo Sidney

Shaun Smith

Barry Stewart

Season	gp-gs	min/avg	Total		3-Point		F-Throws		Rebounds				pf	fo	ast	to	blk	stl	Scoring	
			fg-fga	pct	fg-fga	pct	ft-fta	pct	off	def	tot	avg							pts	avg
2006-07	35-0	848/24.2	96-240	.400	68-174	.391	82-107	.766	28	83	111	3.2	51	0	43	27	5	32	342	9.8
2007-08	34-34	1214/35.7	129-337	.383	62-186	.333	71-102	.696	46	111	157	4.6	80	2	88	78	4	44	391	11.5
2008-09	36-36	1138/31.6	126-343	.367	72-197	.365	121-156	.776	28	107	135	3.8	84	2	66	66	10	46	445	12.4
2009-10	18-18	604/33.6	71-180	.394	34-93	.366	24-40	.600	12	42	54	3.0	31	0	46	24	6	11	200	11.1
TOTAL	123-88	3804/30.9	422-1100	.384	236-650	.363	298-405	.736	114	343	457	3.7	246	4	243	195	25	133	1378	11.2

2008-09 Mississippi State Basketball Individual Career History

Phil Turner

Season	gp-gs	min/avg	Total		3-Point		F-Throws		Rebounds				pf	fo	ast	to	blk	stl	Scoring	
			fg-fga	pct	fg-fga	pct	ft-fta	pct	off	def	tot	avg							pts	avg
2007-08	30-11	498/16.6	41-124	.331	24-79	.304	15-27	.556	18	66	84	2.8	43	1	25	28	10	26	121	4.0
2008-09	36-27	863/24.0	101-220	.459	46-122	.377	57-73	.781	49	149	198	5.5	72	0	57	51	18	46	305	8.5
2009-10	18-3	359/19.9	34-94	.362	14-45	.311	29-35	.829	25	62	87	4.8	24	0	24	17	5	25	111	6.2
TOTAL	84-41	1720/20.5	176-438	.402	84-246	.341	101-135	.748	92	277	369	4.4	139	1	106	96	33	97	537	6.4

Jarvis Varnado

Season	gp-gs	min/avg	Total		3-Point		F-Throws		Rebounds				pf	fo	ast	to	blk	stl	Scoring	
			fg-fga	pct	fg-fga	pct	ft-fta	pct	off	def	tot	avg							pts	avg
2006-07	35-13	473/13.5	75-116	.647	0-1	.000	24-45	.533	61	85	146	4.2	74	1	11	19	67	12	174	5.0
2007-08	34-34	968/28.5	109-170	.641	1-2	.500	50-100	.500	75	189	264	7.8	99	5	18	41	157	18	269	7.9
2008-09	36-36	1012/28.1	180-328	.549	0-1	.000	104-159	.654	103	214	317	8.8	83	2	28	60	170	22	464	12.9
2009-10	18-18	528/29.3	89-143	.622	0-0	.000	76-118	.644	53	148	201	11.2	39	0	15	32	96	13	254	14.1
TOTAL	123-101	2981/24.2	453-757	.598	1-4	.250	254-422	.602	292	636	928	7.5	295	8	72	152	490	65	1161	9.4