

# MISSISSIPPI STATE UNIVERSITY

## 2007-08 MEN'S BASKETBALL

Mississippi State University Athletic Media Relations • PO Box 5308 • MSU, MS 39762  
 Men's Basketball SID: David Rosinski • 662-325-3595 • [rosinski@athletics.msstate.edu](mailto:rosinski@athletics.msstate.edu)  
**Game #19 - Mississippi State (13-5, 4-0) vs. #15 Mississippi (15-2, 2-2)**  
**Saturday, January 26, 2008 • 4 p.m. CT • Starkville, MS**  
**Humphrey Coliseum (10,500) • FSN South/SUN Sports**

PROBABLE STARTERS & TOP SUBSTITUTES	MISSISSIPPI STATE BULLDOGS (13-5, 4-0)									
	Pos.	No.	Name	Ht.	Wt.	Cl.	Hometown	PPG	RPG	APG
	F	23	Charles Rhodes	6-8	245	Sr.	Jackson, MS	14.1	6.9	1.3 bpg
	C	32	Jarvis Varnado	6-9	210	So.	Brownsville, TN	7.2	8.7	5.2 bpg
	G	22	Barry Stewart	6-2	170	So.	Shelbyville, TN	12.0	4.4	3.3
	G	25	Phil Turner	6-3	170	Fr.	Grenada, MS	5.6	3.3	1.2
	G	44	Jamont Gordon	6-4	230	Jr.	Nashville, TN	17.8	6.6	4.3
	G	11	Ben Hansbrough	6-3	205	So.	Poplar Bluff, MO	9.7	3.8	2.6
	F/C	21	Brian Johnson	6-9	245	Jr.	Laurinburg, NC	2.7	2.7	0.5 bpg
	#15 MISSISSIPPI REBELS (15-2, 2-2)									
	Pos.	No.	Name	Ht.	Wt.	Cl.	Hometown	PPG	RPG	APG
	F	50	Kenny Williams	6-8	240	Sr.	Miami, FL	8.4	8.1	1.1
	C	44	Dwayne Curtis	6-8	262	Sr.	Chicago, IL	15.1	8.6	0.8
	G	12	Chris Warren	5-10	170	Fr.	Orlando, FL	15.9	2.2	5.3
	G	14	Eniel Polynice	6-5	216	So.	Sarasota, FL	12.6	5.5	4.0
	G	23	Trevor Gaskins	6-2	203	Fr.	Alpharetta, GA	8.6	2.1	1.5
	G	33	David Huertas	6-5	197	So.	Humacao, P.R.	9.1	3.4	2.4
	G	32	Zach Graham	6-5	225	Fr.	Suwanee, GA	6.1	2.4	0.8

Officials: TBA

### MSU LOOKS TO MAINTAIN PERFECT SEC MARK BY HOSTING NO. 15 OLE MISS

As the lone remaining undefeated SEC team in league play, the Bulldogs of Mississippi State (13-5, 4-0) play host to the University of Mississippi Rebels (15-2, 2-2) Saturday afternoon on the MSU campus. Tip-off for the rematch between last year's SEC Western Division co-champions is set for 4 p.m. CT at Humphrey Coliseum. The 236th all-time renewal of the league's most-played hardwood series will be televised live by FSN South/SUN Sports.

Currently riding an eight-game overall winning streak and 4-0 in SEC play for the first time since 1993-94, coach **Rick Stansbury's** Bulldogs are 13-5 overall and owners of their longest overall win string since the 2004-05 campaign. Most recently, MState claimed a 66-56 road victory over Alabama last Saturday in Tuscaloosa. In addition to ranking second nationally in both field-goal percentage defense (.359) and blocked shots (8.67 bpg), the Bulldogs also lead the SEC in scoring defense (60.9 ppg) as well as standing second in the league behind Ole Miss in both rebounding (42.5 to 41.9 rpg) and rebounding margin (+7.1 to +6.9 rpg).

Individually, MSU is fueled by junior all-America candidate **Jamont Gordon** (17.8 ppg, 6.6 rpg & 4.3 apg), who was named SEC Player of the Week along with picking up National Player of the Week honors from both *The Sporting News* and FOX Sports after putting together back-to-back, 24-point efforts in last week's wins over Kentucky and Alabama. Now with 1,295 career points, the Nashville native needs 13 more points to move into MSU's all-time top 10 scoring list. Senior all-SEC forward **Charles Rhodes** and sophomore guard **Barry Stewart** are also scoring in double figures on the year at 14.1 and 12.0 points per game, respectively.

Guided by second-year head coach **Andy Kennedy**, the Ole Miss Rebels are ranked 15th in the *USA Today*/ESPN Top 25 Coaches Poll and 17th in this week's AP poll. With a 15-2 overall record and 2-2 in league play, UM's four SEC games have been decided by a total of just 10 points. Most recently, the Rebels fell at Auburn, 80-77, last Saturday. Ranked second in the SEC in scoring offense (84.9 ppg) and third in scoring margin (+12.9 ppg) for all games, UM is led in scoring by freshman guard **Chris Warren** (15.9 ppg), who ranks second in the league in assists (5.29 apg) and made 3-pointers per game (3.0/gm). Senior center **Dwayne Curtis** averages 15.1 points and 8.6 rebounds per outing.

- With a 14-5 career record against rival Ole Miss, including a perfect 9-0 mark in Starkville meetings, 10th-year MSU head coach Rick Stansbury owns more career victories over the Rebels than against any other opponent.

- Having prevailed in 10 of the last 12 State-Ole Miss overall hardwood meetings dating back to 2001-02, MSU has won 13 of the last 14 Starkville encounters with the Rebels and 22 of the last 24 contests held at Humphrey Coliseum.

- Currently owners of an eight-game winning streak, the Bulldogs have now had eight streaks of eight or more consecutive victories during the Rick Stansbury era (since 1998-99).

- The Bulldogs have claimed six straight SEC home wins dating back to last February (since consecutive three-point home losses to Florida and South Carolina) by an average margin of 14.0 points, including this year's home triumphs over Georgia (60-49) and Kentucky (69-64).

- In conference games only on the year, MState leads the SEC in scoring defense (52.0 ppg), while Ole Miss ranks last (80.8 ppg)... Conversely, the Rebels top the league in scoring offense (80.8 ppg) in SEC play, while the Bulldogs are tied for 10th (64.0 ppg)... For all games as well as league games only, UM and MSU are the top two rebounding teams in the conference.

### 2007-08 MSU RESULTS (13-5, 4-0)

DATE	OPPONENT (TV)	SCORE/TIME
Nov. 10	LOUISIANA TECH	W 75-45
Nov. 15	CLEMSON (FSN/SUN)	L 82-84
Nov. 17	UT MARTIN	W 86-70
Nov. 22	#UC Irvine (ESPNU)	W 68-53
Nov. 23	#Southern Illinois (ESPN2)	L 49-63
Nov. 23	#Miami [OH] (ESPN2)	L 60-67
Dec. 1	MURRAY STATE	W 78-61
Dec. 8	SOUTHEASTERN LA. (CSS)	W 84-59
Dec. 13	MIAMI [FL] (FSN/SUN)	L 58-64
Dec. 15	*at South Alabama (CSS)	L 67-71
Dec. 19	at Loyola Marymount	W 85-54
Dec. 21	at A&M-Corpus Christi (CSS)	W 95-70
Dec. 30	MISSOURI (SS)	W 87-75
Jan. 5	*Lafayette College	W 77-53
Jan. 9	at LSU	W 61-39
Jan. 12	GEORGIA (RS)	W 60-49
Jan. 15	KENTUCKY (ESPN)	W 69-64
Jan. 19	at Alabama (RS)	W 66-56
Jan. 26	MISSISSIPPI (FSN/SUN)	4 p.m.
Jan. 30	at Arkansas (RS)	7 p.m.
Feb. 2	TENNESSEE (FSN/SUN)	6 p.m.
Feb. 6	ALABAMA	7 p.m.
Feb. 9	at Auburn (FSN/SUN)	6 p.m.
Feb. 16	ARKANSAS (ESPN)	3 p.m.
Feb. 20	at Mississippi	7 p.m.
Feb. 23	at South Carolina (RS)	3 p.m.
Feb. 27	AUBURN	7 p.m.
Mar. 1	at Florida (CBS)	3 p.m.
Mar. 5	at Vanderbilt	7 p.m.
Mar. 8	LSU	TBA
M. 13-16	+at SEC Tournament (RS/CBS)	TBA

# - Anaheim Classic (Anaheim, CA)

\* - Coors Classic (Mobile, AL)

^ - at Jackson, MS (Mississippi Coliseum)

+ - at Atlanta, GA (Georgia Dome)

All Times CT

### MSU-MISSISSIPPI GAME FACTS

#### MISSISSIPPI STATE BULLDOGS

**Coach:** Rick Stansbury  
**Alma Mater:** (Campbellsville, 1982)  
**MSU Record:** 198-109 (10th year) -- 14-5 vs. UM  
**Career Record:** 198-109 (10th year) -- 14-5 vs. UM

#### MISSISSIPPI REBELS

**Coach:** Andy Kennedy  
**Alma Mater:** (UAB, 1991)  
**School Record:** 36-15 (2nd year)  
**Career Record:** 57-28 (3rd year)

#### SERIES INFORMATION

**Series Record:** MSU leads, 132-103  
**at Starkville:** MSU leads, 87-23  
**at Oxford:** UM leads, 76-40  
**at Neutral Sites:** MSU leads, 5-4  
**Last Season:** MSU, 77-67 (1-10-07 @ MSU);  
 UM, 85-73 (1-30-07 @ UM)

TELEVISION: FSN SOUTH/SUN SPORTS

TV TALENT: RICH WALTZ (PXP); EDDIE FOGLER (COLOR)

SATELLITE RADIO: XM RADIO - 199

Available on MSU's 29-station radio network throughout Mississippi and via [www.mstateathletics.com](http://www.mstateathletics.com)  
 PXP: Jack Cristil (51st year); Color: Jim Ellis (25th year)

## STATISTICAL COMPARISON MSU vs. MISSISSIPPI

	MSU	UM
Overall Record	13-5	15-2
SEC Record	4-0	2-2
Scoring	72.6	84.9
Scoring Defense	60.9	72.1
Scoring Margin	+11.7	+12.9
Field Goal Pct	46.1	46.9
Opp. Field Goal Pct.	35.9	42.7
3-Point FG Percentage	33.2	35.7
Opp. 3-Point FG Pct.	30.4	35.6
Free Throw Percentage	59.8	66.0
Opp. Free Throw Pct.	67.7	63.6
Rebounding Average	41.9	42.5
Opp. Rebounding Ave.	35.1	35.5
Rebound Margin	+6.9	+7.1
Turnovers	15.7	12.9
Turnover Margin	-1.3	+2.9
Assists	13.9	17.5
Blocked Shots	8.7	3.6
Steals	7.0	7.7

## STATISTICAL LEADERS MSU vs. MISSISSIPPI

### SCORING

MSU	PPG	UM	PPG
Gordon	17.8	Warren	15.9
Rhodes	14.1	Curtis	15.1
Stewart	12.0	Polynice	12.6

### REBOUNDING

MSU	RPG	UM	RPG
Varnado	8.7	Curtis	8.6
Rhodes	6.9	Williams	8.1
Gordon	6.6	Polynice	5.5

### ASSISTS

MSU	APG	UM	APG
Gordon	4.3	Warren	5.3
Stewart	3.3	Polynice	4.0
Hansbrough	2.6	Huertas	2.4

### BLOCKS

MSU	BPG	UM	BPG
Varnado	5.2	Parnell	1.0
Rhodes	1.3	Williams	0.9
Gordon	0.8	Watson	0.9

### STEALS

MSU	SPG	UM	SPG
Stewart	1.4	Polynice	1.8
Turner	1.2	Warren	1.0
H'brough/Gordon	1.1	Huertas	0.9

### FIELD GOAL PERCENTAGE

MSU	FG%	UM	FG%
Varnado	61.1	Curtis	68.7
B. Johnson	59.4	Parnell	60.9
Rhodes	55.3	Williams	53.2

### THREE-POINT FG PERCENTAGE

MSU	3FG%	UM	3FG%
Benock	40.0	Graham	50.0
Hansbrough	34.7	Gaskins	45.8
Gordon	34.4	Warren	37.2

### FREE THROW PERCENTAGE

MSU	FT%	UM	FT%
Hansbrough	74.3	White	85.7
B. Johnson	72.7	Graham	82.6
Stewart	70.5	Gaskins	76.0

## BULLDOGS UNDEFEATED AT HOME VS. OLE MISS DURING STANSBURY ERA

In the most-played hardwood rivalry in the history of the Southeastern Conference, the Bulldogs of Mississippi State own a 132-103 all-time advantage over the Mississippi Rebels in a long-standing series that spans back to the 1913-14 roundball campaign. Dating back to the 2001-02 campaign, MSU has claimed 10 of the last 12 head-to-head meetings (14 of the last 18 going back to 1998-99), including a previous eight-game series win streak that was snapped two years ago in Oxford. A year ago, the two teams split the season series for the second straight year with the Bulldogs prevailing in Starkville (77-67) and the Rebels winning in Oxford (85-73) within a three-week period.

The Bulldogs own an 87-23 all-time series lead over Mississippi in games played in Starkville through the years, including a current streak of nine consecutive home wins over the Rebels. With State having claimed 22 of the last 24 Starkville meetings between the two teams, UM's lone road victories over Mississippi State dating back to the 1983-84 campaign came during the 1997-98 (82-78) and 1992-93 (56-53) seasons. MSU owns a 26-6 all-time home record against the Rebels in games contested at Humphrey Coliseum since State's basketball facility opened in time for the 1975-76 season.

With a 14-5 career record (9-0 in Starkville; 4-5 in Oxford & 1-0 in SEC Tournament) versus the Ole Miss Rebels, 10th-year MSU head coach **Rick Stansbury** owns more victories over the University of Mississippi than against any other team.

## SERIES RECORD VS. OLE MISS DURING RICK STANSBURY ERA (MSU LEADS, 14-5)

Date	Site	Result	Date	Site	Result
Jan. 20, 1999	Oxford	UM, 81-68	Mar. 14, 2003	New Orleans-SECT	MSU, 73-64
Feb. 20, 1999	Starkville	MSU, 72-69	Jan. 7, 2004	Oxford	MSU, 61-54
Jan. 12, 2000	Oxford	MSU, 61-59	Feb. 7, 2004	Starkville	MSU, 80-56
Feb. 23, 2000	Starkville	MSU, 80-67	Jan. 8, 2005	Oxford	MSU, 87-76
Jan. 27, 2001	Starkville	MSU, 79-69	Feb. 26, 2005	Starkville	MSU, 71-68
Feb. 14, 2001	Oxford	UM, 51-48	Jan. 14, 2006	Oxford	UM, 75-65
Jan. 12, 2002	Oxford	UM, 66-59	Feb. 18, 2006	Starkville	MSU, 84-55
Feb. 23, 2002	Starkville	MSU, 61-59	Jan. 10, 2007	Starkville	MSU, 77-67
Jan. 29, 2003	Oxford	MSU, 58-57	Jan. 30, 2007	Oxford	UM, 85-73
Feb. 15, 2003	Starkville	MSU, 68-64 <i>at</i>			

## BULLDOGS OFF TO THEIR FIRST 4-0 SEC START SINCE 1993-94 SEASON

Currently ranking as the lone undefeated team in SEC play heading into the third week of league competition, the 13-5 Mississippi State Bulldogs are off and running to their first 4-0 start in Southeastern Conference play since the 1993-94 campaign.

Coached by **Richard Williams**, that 1993-94 State squad raced to a 5-0 SEC start before ending up going 18-11 overall and 9-7 in league play en route to advancing to the first round of the National Invitation Tournament (lost at Kansas State). MSU's best-ever start in conference play came in 1960-61 when coach **Babe McCarthy**'s State squad reeled off eight consecutive SEC wins before a league loss (68-62 at home to Kentucky on Feb. 13) on the way to registering an 11-3 loop ledger and claiming the school's second of four SEC championships during a five-year span (1959-63).

MState's current eight-game winning streak marks the team's longest such string since winning eight consecutive games during the 2004-05 campaign (Dec. 11-Jan. 8). Having opened his head coaching career at Mississippi State by directing his initial MSU club to an 8-0 overall start to tip off the 1998-99 season, 10th-year head man **Rick Stansbury** has now guided his State squads to eight streaks of eight or more consecutive victories over the past decade. State's most recent consecutive win streak of nine games or more was a season-opening, 13-game win string by Stansbury's 2003-04 Bulldog club that went 26-4 overall and 14-2 in SEC play, including a perfect 12-0 road record, en route to claiming MSU's first outright overall regular-season league championship since 1962-63.

The Bulldogs' most recent SEC win streak of five games or more was produced by that same 2003-04 State squad, which closed out the regular season winning 12 of 13 conference games (only losing at home to Alabama, 77-73, on Feb. 21), including an eight-game league win string from Jan. 17 through Feb. 14. MSU's other five-game SEC win streak during the Stansbury era came at the end of the 2001-02 regular season, when the Bulldogs used the momentum gained by that regular season-ending, five-game win string to go on to claim the SEC Tournament title in Atlanta and earn the school's first of four consecutive NCAA Tournament appearances.

## MSTATE HAS THREE TRIPLE-DOUBLES OVER THE LAST FOUR SEASONS

Including **Jarvis Varnado**'s triple-double performance (10 points, 12 rebounds & 10 blocks) against Kentucky during ESPN's Super Tuesday telecast on Jan. 15, Mississippi State has now recorded three triple-doubles over the past four seasons - all by different players.

Last season (Feb. 21, 2007) during MSU's 83-70 home win over 17th-ranked Vanderbilt, then-sophomore **Jamont Gordon** totalled 15 points, 12 rebounds and 10 assists against the Commodores. Four years ago (Nov. 21, 2004), All-American **Lawrence Roberts** registered the first officially recorded triple-double in Mississippi State men's basketball history with 18 points, 11 rebounds and 12 assists in the Bulldogs' 98-69 home triumph over Nicholls State.

According to research providing by STATS out of Chicago, Mississippi State has accounted for three of the five triple-doubles registered by Southeastern Conference members dating back to the 1996-97 campaign. In addition to MSU's trio of triple-doubles, Florida's **Corey Brewer** had 15 points, 10 rebounds and 13 assists versus Jacksonville in 2005-06 and **Chuck Eidson** of South Carolina totalled 25 points, 10 rebounds and 10 assists against South Carolina State in 2002-03.

In addition during MSU's SEC home opener against Georgia on Jan. 12, Varnado came within a point and a single rebound of recording what would have become back-to-back triple-doubles for the sophomore standout nicknamed 'SWAT'. A native of Brownsville, Tenn., the 6-foot-9-inch Varnado with the intimidating 7-foot-4-inch wingspan was credited with seven triple-doubles as an all-state senior playing for his father (**Winston Varnado** - a former collegiate player at Union University) at Haywood High School in 2005-06.

Gordon, who previously teamed with current NBA rookie phenom **Kevin Durant** along with current collegiate standouts **Ty Lawson** (North Carolina), **K.C. Rivers** (Clemson) and **Eric Devendorf** (Syracuse) on Oak Hill Academy's top-ranked 34-2 ballclub in 2004-05, has also come very close to recording three other triple-doubles during his MSU career. The Nashville native came within one assist (also had 25 points and 11 rebounds) of a triple-double at Tennessee last season (Jan. 7, 2007) as well as in his rookie season (Dec. 10, 2005) against Troy with 17 points, 10 rebounds and nine assists. Also during his rookie campaign two years ago (Jan. 14, 2006), Gordon lacked only an assist and a rebound (also had 11 points) from turning a triple-double at rival Ole Miss.

## 2007-08 MISSISSIPPI STATE HOOPS NOTEBOOK

### BULLDOGS POST IMPRESSIVE NUMBERS DURING CURRENT WIN STREAK

Entering the third week of conference play sporting a season-best, eight-game winning streak, the Bulldogs have outscored their last eight opponents by an average margin of 17.5 points per win in addition to having outrebounded those same eight most recent foes by an average margin of 7.9 boards per victory. Along with averaging 75.0 points and 42.9 rebounds during the team's current win string, MState is collectively shooting 48.1 percent from the field (217-451 FGs) during the stretch. Defensively, the Bulldogs have limited their last eight opponents to collective 33.1 percent field-goal shooting (159-481 FGs), while also having been credited with 79 blocked shots and 55 steals. Even more impressive, the Bulldogs limited each of their first three opponents of the 2008 calendar year to less than 30 percent shooting from the field (19-72 FGs [.264] by Lafayette; 14-66 FGs [.212] by LSU; and 16-65 FGs [.246] by Georgia). Holding Georgia and LSU to 49 and 39 points (the fewest by an SEC opponent vs. MSU since a 38-36 overtime loss to Auburn at the 1982 SEC Tournament), respectively, last week, this year marks the first time since the 1994-95 campaign that MState has held two straight league foes to less than 50 points.

### MSTATE CHASES UCONN AMONG NCAA'S BLOCKED SHOT TEAM LEADERS

On the strength of recent consecutive outings with a school-record 16 blocks against Georgia and 15 more rejects last week versus Kentucky, MSU ranks second nationally (behind national leader Connecticut; 9.41 bpg) with an average of 8.67 blocks per game (156 blocks in 18 games). Having averaged 10.80 rejects over their last five games (also 10 blocks each vs. LSU and Lafayette), the Bulldogs have now reached double digits in blocks eight times already this season. A year ago with 222 blocks as a team in 35 games, the Bulldogs topped the Southeastern Conference and ranked eighth nationally in blocks (6.34 bpg), while also shattering the previous single-season school standard of 175 rejects set by the **Erick Dampier**-led 1995-96 Final Four squad.

Individually this season, sophomore center **Jarvis Varnado** maintains his position as the nation's No. 1 shot-blocker (5.17 bpg) after back-to-back, 10-block efforts against Georgia and Kentucky. Now with 11 games this season with at least five blocks (also 10 vs. Miami, Fla.), Varnado is averaging 6.17 rejects over his last six games. With 93 blocks this season, the Brownsville, Tenn., native is already ranked second on the school's all-time, single-season chart behind Dampier's school-best 106 rejects set during MSU's 1995-96 Final Four season. Amazingly with his 93 swats on the year, Varnado has more blocks individually this season than nine SEC teams. Varnado also already ranks fifth on the school's all-time list with 160 blocks in just 53 career outings (3.02 bpg) and is just three blocks away from catching No. 4 **Rickey Brown** on State's career blocks leaderboard.

### MSU AND HOYAS BATTLE FOR TOP SPOT IN FG PERCENTAGE DEFENSE

Having limited three of their last five opponents (Georgia, LSU & Lafayette) to less than 30 percent shooting from the field as well as holding the opposition to a collective 33.1 percent accuracy mark from the field during their current eight-game winning streak, the Bulldogs rank second among the nation's team leaders in field-goal percentage defense (.359) behind Georgetown (.356). Trailing MState and Georgetown among the nation's team defensive leaders are Maryland (.365), Sam Houston State (.367) and UNI (.367).

This season, the Bulldogs have yet to allow an opponent to shoot 50 percent from the field (South Alabama shot 49.1%). In fact, 11 of MSU's 18 foes have been held under 40 percent field-goal shooting on the year, including four opponents held under 30 percent. The Bulldogs recently limited their first three opponents of the 2008 calendar year -- Georgia (16-65 FGs for 24.6%), LSU (14-66 FGs for 21.2%) and Lafayette (19-72 FGs for 26.4%) -- all below the 30-percent mark from the field. MState also held Louisiana Tech to just 27.4 percent accuracy (17-62 FGs) from the field in the season opener. On the season, six MSU foes have been limited to less than 20 made field goals in a game, including Georgia (16), LSU (14) and Lafayette (19), as well as Loyola Marymount (19), UC Irvine (19) and Louisiana Tech (17).

### BULLDOGS HAVE HAD SOME DIFFICULTY CLOSING OUT GAMES THIS YEAR

In four of their five setbacks on the season, the Bulldogs have let late second-half leads slip away. At South Alabama on Dec. 15, MSU held a nine-point lead (58-49) with 6:45 remaining in the game, as well as owning a 13-point cushion (57-44) midway through the second half, before being outscored, 27-10, over the final 10:25 of the game in dropping a 71-67 road decision to the Jaguars. Last month at home against the previously ranked Miami Hurricanes, MState held a five-point lead (56-51) with 3:36 remaining before all-ACC guard **Jack McClinton** helped ignite UM on a 13-2 run to close the game and come away with a 64-58 road victory. In November during the third-place game of the inaugural Anaheim Classic, the Bulldogs owned a six-point lead (53-47) with 7:06 left in the contest before being outscored, 20-7, over the final seven minutes in a 67-60 setback to the RedHawks. MSU also held a lead (71-70) over the now-No. 25 Clemson Tigers as late as the 2:23 mark prior to falling by a basket (84-82) during the team's second game of the season (Nov. 15 in Starkville).

Even in victory, State's tendency to make things interesting in the waning moments has brought on some anxiety. Most recently in MSU's 69-64 home win over Kentucky last week, the Bulldogs held an eight-point lead (65-57) with 30 seconds remaining before the Wildcats clawed back to within two points with nine ticks left. With the team struggling from the line throughout the game (17-33 FTs for 51.5%), State sophomore **Barry Stewart** hit 3-of-4 clutch free throws over the final five seconds to secure the five-point victory for MSU.

### STANSBURY SEEKS TO BECOME NEXT 200-WIN MEMBER IN SEC HISTORY

Having most recently surpassed his former mentor **Richard Williams** as Mississippi State's all-time winningest basketball coach with the Bulldogs' 95-70 road win over Texas A&M-Corpus Christi on Dec. 21, 10th-year MSU head coach **Rick Stansbury** (198-109) now seeks to become the 20th all-time member of the SEC's 200-win club. With 198 career wins to his credit, Stansbury is being chased by **Mark Gottfried** of Alabama (192 career wins) and LSU's **John Brady** (191 career wins as an SEC head coach) in the race to 200 career victories as a head coach of an SEC school.

In addition to bidding to become the 20th all-time member of the SEC's 200-win club, Stansbury is currently ranked 18th in winning percentage (.645) among the SEC's all-time listing of men's basketball coaches with a minimum of 100 wins at a league school. Stansbury presently trails only Florida's **Billy Donovan** among the SEC's current head basketball coaches in both career victories and career winning percentage (with a minimum of 100 wins at an SEC school).

In his 10th season at the Mississippi State helm after succeeding Williams as MSU's 18th head basketball coach on March 13, 1998, Stansbury is presently tied with Alabama's Gottfried as the third-most tenured current head men's basketball coach in the Southeastern Conference. Florida's Donovan and Brady of LSU are currently in their 12th and 11th seasons as head coaches at their respective schools.

## MISSISSIPPI STATE QUICK FACTS

#### LOCATION:

Starkville, Mississippi

#### FOUNDED:

February 28, 1878

#### CONFERENCE:

Southeastern (SEC Western Division)

#### ENROLLMENT:

17,039 (Fall 2007)

#### COLORS:

Maroon (PMS 202) and White

#### NICKNAME (MASCOT):

Bulldogs (Bully)

#### HOME COURT (CAPACITY):

Humphrey Coliseum (10,500)

#### ALL-TIME RECORD IN HOME ARENA:

323-125 (.721) since 1975-76

#### ALL-TIME LARGEST HOME CROWD:

10,735 (Feb. 7, 2004 vs Mississippi)

#### PRESIDENT:

Dr. Robert H. "Doc" Foglesong (W. Va., 1968)

#### FACULTY ATHLETICS REPRESENTATIVE:

Dr. Steven C. Turner (Mercer, 1975)

#### DIRECTOR OF ATHLETICS:

Larry Templeton (Mississippi State, 1969)

#### HEAD BASKETBALL COACH:

Rick Stansbury (Campbellsville, 1982)

MSU Record: 198-109 (10th season)

Career Record: 198-109 (10th season)

#### ASSISTANT BASKETBALL COACHES:

Robert Kirby (Pan American, 1983)

Phil Cunningham (Campbellsville, 1990)

Marcus Grant (Mississippi State, 1995)

#### COORDINATOR OF BASKETBALL OPERATIONS:

Talvis Franklin (Mississippi State, 2007)

#### BASKETBALL TRAINER:

Scott Johnson (West Alabama, 1995)

#### BASKETBALL SID:

David Rosinski (South Carolina, 1985)

#### 2007-08 SEASON RECORDS:

Overall Record: 13-5

SEC Record: 4-0

#### FIRST YEAR OF MSU BASKETBALL:

1908-09 (1,215-1,025 in 96th Season)

#### NCAA TOURNAMENT APPEARANCES:

8 (2005-04-03-02, 1996-95, '91, '63) -- 10-8

#### BEST NCAA TOURNAMENT FINISHES:

1996 Final Four; 1995 Sweet Sixteen

#### NIT APPEARANCES:

6 (2007-2001-1999-1994-1990-1979) -- 6-6

#### BEST NIT FINISH:

2007 National Semifinals

#### SEC TOURNAMENT CHAMPIONSHIPS:

2 (2002-1996)

#### SEC OVERALL CHAMPIONSHIPS:

6 (2004-1991-1963-1962-1961-1959)

#### SEC WESTERN DIVISION TITLES:

5 (2007-2004-2003-1996-1995)

## STANSBURY BECOMES MSTATE'S ALL-TIME WINNINGEST HOOPS COACH

Now in his 10th season at the Mississippi State helm with a career head coaching record of 198-109 (.645), **Rick Stansbury** last month surpassed his former mentor **Richard Williams** (191-163; 1987-98) to become the school's all-time winningest men's basketball coach with the Bulldogs' 95-70 victory at Texas A&M-Corpus Christi on Dec. 21, 2007.

The Bulldogs have averaged 20.6 wins per season and have participated in postseason tournament play seven times (4 NCAA & 3 NIT) in the nine previous seasons since Stansbury became MSU's head coach in 1998. Prior to Stansbury's hiring as head coach, the Bulldogs had made seven total prior postseason tournament appearances in the school's 86 previous seasons of competition.

In addition, Stansbury currently trails only Williams (89) and **Babe McCarthy** (88) for career Southeastern Conference coaching wins in school history. Having guided the Bulldogs to the 2002 SEC Tournament title, SEC Western Division crowns in 2007, 2004 and 2003, and an outright SEC overall championship in 2004, Stansbury currently sports a career coaching mark of 79-69 (.534) in regular-season conference action.

## MSU RATES FIRST AMONG WINNINGEST SEC WEST TEAMS SINCE 1998-99

Since 10th-year head coach **Rick Stansbury** took over Mississippi State's basketball coaching duties from **Richard Williams** in 1998, the Bulldogs rate as the winningest SEC Western Division team and the third-winningest hoops program overall in the league behind perennial SEC Eastern Division front-runners Florida and Kentucky. Over the last 10 seasons, MSU's composite record of 198-109 (.645) ranks behind only two-time defending NCAA champion Florida [251-74 (.772)] and Kentucky [236-88 (.728)].

In regular-season SEC play, the Bulldogs (79-69) have gone back ahead of rival Alabama (76-72) to rank as the winningest SEC Western Division program, while ranking fourth overall in the league (also behind SEC East foes Kentucky, Florida & Tennessee), since 1998-99.

Additionally, Mississippi State ranks tied for fifth behind Kentucky (17-5), Florida (15-6), Arkansas (11-8) and South Carolina (10-9) in collective SEC Tournament wins dating back to the 1999 postseason. MSU (9-8) is tied with LSU (9-9) with nine victories each in SEC Tournament play since 1999, including a league tournament title in 2002 and a school-first second straight appearance in the SEC Tournament championship game the following year.

## TRACKING THE WINNINGEST SEC HOOPS PROGRAMS SINCE 1998-99

School	Overall Record	School	SEC Record	School	SECT Record
Florida	251-74 (.772)	Kentucky	108-40 (.730)	Kentucky	17-5 (.773)
Kentucky	236-88 (.728)	Florida	104-45 (.698)	Florida	15-6 (.714)
Mississippi State	198-109 (.645)	Tennessee	86-62 (.581)	Arkansas	11-8 (.579)
Tennessee	192-107 (.642)	Mississippi State	79-69 (.534)	South Carolina	10-9 (.526)
Alabama	192-116 (.623)	Alabama	76-72 (.514)	MSU/LSU	9-8 (.529)/9-9 (.500)

## MSTATE BIDS FOR ANOTHER DOUBLE-DIGIT WIN SEASON AT HOME

Bidding for their 10th consecutive season of double-digit home victories under the guidance of 10th-year head coach **Rick Stansbury**, the Bulldogs have compiled a 117-27 (.813) overall record at Humphrey Coliseum under Stansbury's direction, including a 55-19 (.743) SEC home mark and a 62-8 (.886) home record against non-conference opponents.

Now 7-2 at home this season (losses to ACC foes Clemson & Miami, Fla.), MState currently owns a six-game SEC home winning streak dating back to last February, having prevailed in those six previous home league outings by an average margin of 14.0 points per contest.

Including commanding MasterCard NIT home victories over Mississippi Valley State (82-63), Bradley (101-72) and Florida State (86-71), last year's Mississippi State team established a new single-season standard with 16 home victories. With the Bulldogs having now reached twin-digit home wins during each of Stansbury's previous nine seasons at the MSU helm, last year's State squad surpassed the 13-home win seasons posted by Stansbury's 2000-01 (13-4) and 2001-02 (13-1) clubs at Humphrey Coliseum, as well as coach **Babe McCarthy**'s 1961-62 (13-0) and 1957-58 (13-0) teams at the 'New Gym' (later called McCarthy Gym).

The Bulldogs have now compiled a 33-season composite record of 323-125 (.721) at "The Hump" since Mississippi State's basketball facility opened prior to the 1975-76 campaign.

## TRACKING THE BULLDOGS' HOME SUCCESS UNDER STANSBURY'S GUIDANCE

Season	Overall Record	Win %	SEC Record	Win %	Non-SEC Record	Win %
1998-99	12-2	.857	6-2	.750	6-0	1.000
1999-00	10-4	.714	4-4	.500	6-0	1.000
2000-01	13-4	.765	6-2	.750	7-2	.778
2001-02	13-1	.929	7-1	.875	6-0	1.000
2002-03	12-2	.857	7-1	.875	5-1	.833
2003-04	12-2	.857	6-2	.750	6-0	1.000
2004-05	11-2	.846	6-2	.750	5-0	1.000
2005-06	11-5	.688	5-3	.625	6-2	.750
2006-07	16-3	.842	6-2	.750	10-1	.909
2007-08	7-2	.778	2-0	1.000	5-2	.714
10-Year Totals	117-27	.813	55-19	.743	62-8	.886

## BULLDOGS SIGN OSBY AND BOST DURING EARLY-SIGNING PERIOD

Mississippi State University signed **Romero Osby** of Meridian's Northeast Lauderdale High School and **Dee Bost** of Hargrave Military Academy in Virginia during the early-signing period.

A 6-foot-8, 230-pound forward, Osby was named All-State First Team by *The Clarion-Ledger* newspaper a year ago after averaging 24.0 points, 11.3 rebounds, 3.6 assists and 3.0 blocks per game. The consensus top 50 national prospect helped lead coach **Lewis Lightsey**'s 2006-07 Trojans to a 25-10 record and a quarterfinal-round appearance in the North Mississippi 4A tournament. Most recently, Osby was selected as the most valuable defensive player of the 2007 Mississippi Association of Coaches All-Star Game after posting game-high totals of 21 points and 16 rebounds to help lead the North team to a 117-86 victory over the South squad.

Bost, a 6-foot-2, 170-pound guard out of Concord, N.C., currently competes as a post-graduate player for coach **Kevin Keatts** at Hargrave Military Academy in Chatham, Va. A two-sport standout at Concord (N.C.) High School, Bost became the first athlete in North Carolina history to collect championship-game MVP honors for both basketball and football in the same season. For his collective efforts last season, he was named the *Charlotte Observer*'s NCHSAA Male Athlete of the Year for 2006-07 after leading the Concord Spiders to North Carolina's 3A basketball and football state championships. Bost averaged 17.8 points, five rebounds and four assists per game this past year in leading coach **Andy Poplin**'s CHS team to the 3A state hoops crown.

## 2007-08 BULLDOG BASKETBALL NOTEBOOK

♦ The Bulldogs will be bidding for their second straight home win over a top 25 opponent this Saturday against 15th-ranked Ole Miss... A year ago (Feb. 21), MSU claimed an 83-70 home triumph over then-No. 17 Vanderbilt to snap a 13-game losing streak against ranked opponents that had dated back to Feb. 11, 2004 at No. 22 South Carolina... MState is 0-1 vs. ranked foes this season, dropping 63-49 decision to then-No. 18 Southern Illinois at the Anaheim Classic... With a 1-3 mark against top 25 opposition last season (0-3 in 2005-06 & 0-7 in 2004-05), the Bulldogs have compiled a 15-41 (.268) all-time record against nationally ranked opponents during the Rick Stansbury era (since 1998-99).

♦ Since dropping back-to-back, three-point home decisions to SEC Eastern Division foes Florida and South Carolina last January, the Bulldogs have responded by prevailing in six consecutive league home contests dating back to last February by an average margin of 14.0 points per SEC triumph (69-64 over Kentucky; 60-49 over Georgia; 91-67 over Alabama; 83-70 over Vanderbilt; 84-60 over Arkansas & 85-78 over LSU).

♦ With three players (Gordon, Rhodes & Stewart) currently averaging 10 or more points per game on the season (Hansbrough; 9.7 ppg), the Bulldogs have had four players score in double figures in nine of 18 contests this season (8-1 record in those games)... MSU has had four double-digit scorers in five of the team's last eight games (Kentucky, Lafayette, Missouri, Texas A&M-Corpus Christi & Loyola Marymount).

♦ In addition to ranking second nationally in both field-goal percentage defense (.359) and blocked shots (8.67 bpg), the defensive-minded Bulldogs also lead the Southeastern Conference in scoring defense (60.9 ppg)... Entering this weekend's action, MState also ranks second in the league in three-point field-goal percentage defense (.304) behind Tennessee as well as second to Ole Miss in both rebounding (42.5 to 41.9 rpg) and rebounding margin (+7.1 to +6.9 rpg).

♦ With a composite overall record of 146-67 (.685) during the past seven seasons combined, the Bulldogs of Mississippi State currently rank tied for 31st nationally with Winthrop (and third among SEC teams behind Florida and Kentucky) among the winningest NCAA Division I men's basketball programs dating back to the 2001-02 season (through games of Jan. 24), according to STATS out of Chicago.

♦ Since inter-divisional league play began in 1991-92, the Bulldogs are 91-78 versus the SEC West (57-23 at home & 29-53 on the road) and 54-64 against the SEC East (32-18 at home & 14-34 on the road)... In SEC Tournaments since 1991-92, MSU is 5-2 versus the SEC West and 8-12 against the SEC East... During the Rick Stansbury era of Bulldog basketball, MState is 57-41 against the SEC West and 31-36 versus the SEC East.

♦ During the Rick Stansbury era of Mississippi State basketball, the Bulldogs are: 159-25 when leading at halftime (13-2 this year); 138-28 when shooting 45% or better from the field (8-0); 161-48 when the opposition shoots less than 45% from the field (12-3); 164-64 when out-rebounding (or tying) the opponent (11-4); 125-22 when holding the opposition to 65 points or less (10-2); 41-40 in games decided by five points or less (1-2); 9-7 in overtime games (0-0); and 15-41 vs. ranked opponents (0-1).

♦ For the second straight year, the MSU Athletic Ticket Office sold out of its allotment of basketball season tickets prior to the start of the hardwood campaign... This preseason, a school-record total of 7,339 season tickets were sold, topping last year's mark of 7,196 tickets sold prior to the start of the 2006-07 hoops season.

# UPDATED MISSISSIPPI STATE CAREER LEADERS

## POINTS SCORED

<i>Name</i>	<i>Seasons</i>	<i>G</i>	<i>Pts</i>	<i>Avg</i>
1. Jeff Malone	1980-83	110	2142	19.5
2. Bailey Howell	1957-59	75	2030	27.1
3. Jim Ashmore	1954-57	93	1918	20.6
4. Rickey Brown	1977-80	107	1838	17.2
5. Ray White	1976-79	100	1652	16.5
6. Darryl Wilson	1994-96	93	1619	17.4
7. Jerry Jenkins	1973-75	78	1503	19.3
8. Tony Watts	1989-92	113	1491	13.2
9. Cameron Burns	1989-91	87	1460	16.8
10. Tang Hamilton	1998-01	123	1307	10.6
11. Rich Knarr	1973-76	97	1305	13.5
12. Timmy Bowers	2001-04	116	1300	11.2
13. Jamont Gordon	2006-08	83	1295	15.6
14. Jack Bouldin	1970-72	75	1257	16.8
15. Jerry Graves	1959-61	74	1245	16.8
16. Erick Dampier	1994-96	93	1231	13.2
17. Dave Williams	1966-68	76	1219	16.0
Leland Mitchell	1961-63	78	1219	15.6
19. Mario Austin	2001-03	91	1199	13.2
20. Marckell Patterson	1999-02	122	1168	9.6
21. Gary Hooker	1976-78	80	1144	14.3
22. Wiley Peck	1976-79	107	1136	10.6
23. Charles Rhodes	2005-08	94	1125	12.0
24. Greg Carter	1988-91	114	1123	9.9
25. Tyrone Washington	1996-99	123	1119	9.1
26. W.D. "Red" Stroud	1961-63	74	1116	15.1
27. Larry Fry	1973-75	78	1079	13.8
28. Lawrence Roberts	2004-05	62	1048	16.9
29. Greg Lockhart	1986-89	100	1042	10.4

## FIELD GOALS MADE

<i>Name</i>	<i>Seasons</i>	<i>G</i>	<i>FGM</i>	<i>FGA</i>
1. Jeff Malone	1980-83	110	906	1768
2. Rickey Brown	1977-80	107	774	1624
3. Jim Ashmore	1954-57	93	706	1694
4. Ray White	1976-79	100	684	1414
5. Bailey Howell	1957-59	75	674	1285
6. Jerry Jenkins	1973-75	78	603	1305
7. Cameron Burns	1989-91	87	563	959
8. Tony Watts	1989-92	113	561	1217
9. Rich Knarr	1973-76	97	542	1246
10. Jack Bouldin	1970-72	75	511	1191
-- Charles Rhodes	2005-08	94	442	791
-- Jamont Gordon	2006-08	83	434	1026

## FIELD GOALS ATTEMPTED

<i>Name</i>	<i>Seasons</i>	<i>G</i>	<i>FGM</i>	<i>FGA</i>
1. Jeff Malone	1980-83	110	906	1768
2. Jim Ashmore	1954-57	93	706	1694
3. Rickey Brown	1977-80	107	774	1624
4. Ray White	1976-79	100	684	1414
5. Jerry Jenkins	1973-75	78	603	1305
6. Bailey Howell	1957-59	75	674	1285
7. Rich Knarr	1973-76	97	542	1246
8. Tony Watts	1989-92	113	561	1217
9. Jack Bouldin	1970-72	75	511	1191
10. Dave Williams	1966-68	76	492	1163
-- Jamont Gordon	2006-08	83	434	1026

## FIELD GOAL PERCENTAGE (MIN. 200 FGA)

<i>Name</i>	<i>Seasons</i>	<i>FGM</i>	<i>FGA</i>	<i>Pct</i>
1. Jarvis Varnado	2007-08	130	206	.631
2. Bill Singletary	1972-74	192	305	.630
3. Tony Robinson	1984-85	161	269	.599
4. David Domingue	1991-94	125	210	.595
5. Erick Dampier	1994-96	481	819	.587
6. Cameron Burns	1989-91	563	959	.587
7. Wiley Peck	1976-79	439	759	.578
8. Ervin Dillon	1985-86	152	265	.574
9. Larry Fry	1973-75	431	761	.566
10. Robert Jackson	1999-01	323	574	.563
-- Charles Rhodes	2005-08	442	791	.559

## 3-POINT FIELD GOALS MADE

<i>Name</i>	<i>Seasons</i>	<i>G</i>	<i>FGM</i>	<i>FGA</i>
1. Darryl Wilson	1994-96	93	258	645
2. Timmy Bowers	2001-04	116	197	533
3. Tony Watts	1989-92	113	166	449
4. Marcus Grant	1992-95	105	164	461
5. Bart Hyché	1996-99	119	161	483
6. Winsome Frazier	2002-05	106	160	462
7. Tang Hamilton	1998-01	123	132	408
8. Antonio Jackson	2000-01	61	124	351
9. Reginald Delk	2006-07	65	122	322
10. Doug Hartsfield	1988-91	114	111	299
-- Jamont Gordon	2006-08	83	100	315
-- Barry Stewart	2007-08	53	99	265
-- Ben Hansbrough	2007-08	52	80	209

## 3-POINT FIELD GOALS ATT.

<i>Name</i>	<i>Seasons</i>	<i>G</i>	<i>FGM</i>	<i>FGA</i>
1. Darryl Wilson	1994-96	93	258	645
2. Timmy Bowers	2001-04	116	197	533
3. Bart Hyché	1996-99	119	161	483
4. Winsome Frazier	2002-05	106	160	462
5. Marcus Grant	1992-95	105	164	461
6. Tony Watts	1989-92	113	166	449
7. Tang Hamilton	1998-01	123	132	408
8. Antonio Jackson	2000-01	61	124	351
9. Reginald Delk	2006-07	65	122	322
10. Jamont Gordon	2006-08	83	100	315
-- Barry Stewart	2007-08	53	99	265

## 3-POINT FIELD GOAL PCT. (MIN. 100 FGA)

<i>Name</i>	<i>Seasons</i>	<i>FGM</i>	<i>FGA</i>	<i>Pct</i>
1. Shane Power	2004-05	95	228	.417
2. Marcus Bullard	1995-96	99	243	.407
3. Darryl Wilson	1994-96	258	645	.400
4. Ben Hansbrough	2007-08	80	209	.383
5. Orien Watson	1991-93	71	187	.380
6. Reginald Delk	2006-07	122	322	.379
7. Barry Stewart	2007-08	99	265	.374
8. Brad Smith	1990-92	62	166	.374
9. Doug Hartsfield	1988-91	111	299	.371
10. Tony Watts	1989-92	166	449	.370

## FREE THROWS MADE

<i>Name</i>	<i>Seasons</i>	<i>G</i>	<i>FTM</i>	<i>FTA</i>
1. Bailey Howell	1957-59	75	682	892
2. Jim Ashmore	1954-57	93	506	683
3. Jerry Graves	1959-61	74	467	587
4. Darryl Wilson	1994-96	93	439	541
5. Cameron Burns	1989-91	87	334	534
6. Lawrence Roberts	2004-05	62	332	515
7. Jeff Malone	1980-83	110	330	408
8. Jamont Gordon	2006-08	83	327	478
9. Jerry Jenkins	1973-75	78	297	368
10. Red Stroud	1961-63	74	296	359
-- Charles Rhodes	2005-08	94	234	342

## FREE THROWS ATTEMPTED

<i>Name</i>	<i>Seasons</i>	<i>G</i>	<i>FTM</i>	<i>FTA</i>
1. Bailey Howell	1957-59	75	682	892
2. Jim Ashmore	1954-57	93	506	683
3. Jerry Graves	1959-61	74	467	587
4. Darryl Wilson	1994-96	93	439	541
5. Cameron Burns	1989-91	87	334	534
6. Lawrence Roberts	2004-05	62	332	515
7. Jamont Gordon	2006-08	83	327	478
8. Erick Dampier	1994-96	93	269	475
9. Wiley Peck	1976-79	107	258	456
10. Mario Austin	2001-03	91	279	423
-- Charles Rhodes	2005-08	94	234	342

## REBOUNDS

<i>Name</i>	<i>Seasons</i>	<i>G</i>	<i>Rebs</i>	<i>Avg</i>
1. Bailey Howell	1957-59	75	1277	17.0
2. Rickey Brown	1977-80	107	1092	10.2
3. Wiley Peck	1976-79	107	964	9.0
4. Erick Dampier	1994-96	93	859	9.2
5. Tyrone Washington	1996-99	123	847	6.9
6. Kalpatrick Wells	1980-83	110	830	7.5
7. Dave Williams	1966-68	76	772	10.2
8. Jack Houston	1952-55	76	753	9.9
9. Jerry Graves	1959-61	74	713	9.6
10. Leland Mitchell	1961-63	78	705	9.0
11. Tang Hamilton	1998-01	123	677	5.5
12. Charles Hull	1958-60	75	661	8.8
13. Lawrence Roberts	2004-05	62	654	10.5
14. Larry Fry	1973-75	78	628	8.1
15. Greg Carter	1988-91	114	611	5.4
16. Joe Dan Gold	1961-63	77	600	7.8
17. Terry Kusnierz	1972-74	76	592	7.8
18. Jamont Gordon	2006-08	83	571	6.9
Cameron Burns	1989-91	87	571	6.6
20. Mario Austin	2001-03	91	570	6.3
-- Charles Rhodes	2005-08	94	552	5.9

## ASSISTS

<i>Name</i>	<i>Seasons</i>	<i>G</i>	<i>Asst</i>	<i>Avg</i>
1. Derrick Zimmerman	2000-03	127	514	4.0
2. Al Perry	1975-78	102	510	5.0
3. Chuck Evans	1992-93	57	454	8.0
4. Doug Hartsfield	1988-91	114	413	3.6
5. Jamont Gordon	2006-08	83	393	4.7
6. Jack Bouldin	1970-72	75	357	4.8
7. Detrick White	1998-99	63	351	5.6
8. Butch Pierre	1981-84	105	342	3.3
9. Rich Knarr	1973-76	97	326	3.4
10. Ray White	1976-79	100	314	3.1

## BLOCKED SHOTS

<i>Name</i>	<i>Seasons</i>	<i>G</i>	<i>BS</i>	<i>Avg</i>
1. Erick Dampier	1994-96	93	249	2.7
2. Tyrone Washington	1996-99	123	198	1.6
3. Kalpatrick Wells	1980-83	110	183	1.7
4. Rickey Brown	1977-80	107	163	1.5
5. Jarvis Varnado	2007-08	53	160	3.0
6. Charles Rhodes	2005-08	94	121	1.3
7. Wiley Peck	1976-79	107	117	1.1
8. Derrick Zimmerman	2000-03	127	89	0.7
9. Marcus Campbell	2002-05	122	87	0.7
10. Marcus Grant	1992-95	105	72	0.7

## STEALS

<i>Name</i>	<i>Seasons</i>	<i>G</i>	<i>Stl</i>	<i>Avg</i>
1. Ray White	1976-79	100	217	2.2
2. Derrick Zimmerman	2000-03	127	205	1.6
3. Chuck Evans	1992-93	57	165	2.9
4. Timmy Bowers	2001-04	116	161	1.4
5. Tony Watts	1989-92	113	154	1.4
6. Winsome Frazier	2002-05	106	147	1.4
7. Darryl Wilson	1994-96	93	140	1.5
8. Terry Lewis	1980-83	90	139	1.5
9. Al Perry	1975-78	102	127	1.2
10. Greg Lockhart	1986-89	100	122	1.2
-- Jamont Gordon	2006-08	83	99	1.2

## 2007-08

### PRESEASON SEC MEDIA POLL

#### EASTERN DIVISION

1. Tennessee* (30).....	180
2. Kentucky .....	142
3. Florida .....	103
4. Vanderbilt .....	98
5. Georgia .....	69
6. South Carolina .....	38

#### WESTERN DIVISION

1. Arkansas (18).....	168
2. Mississippi State (10) .....	148
3. Alabama (1).....	111
4. Auburn (1).....	94
5. LSU .....	63
6. Mississippi.....	46

*First-place votes are listed in parentheses;*

*\* - Unanimous selection*

*SEC Champion: Tennessee (28); Miss. State (2)*

#### FIRST TEAM PRESEASON ALL-SEC

Richard Hendrix, Alabama

Patrick Beverley, Arkansas

Jamont Gordon, Mississippi State (2)

Chris Lofton, Tennessee (27)

Shan Foster, Vanderbilt

#### SECOND TEAM PRESEASON ALL-SEC

Steven Hill, Arkansas

Charles Rhodes, Mississippi State

Tasmin Mitchell, LSU

Dwayne Curtis, Mississippi

Tyler Smith, Tennessee (1)

*Player of the Year votes are listed in parentheses.*

## 2007-08

### PRESEASON COACHES ALL-SEC

#### FIRST TEAM PRESEASON ALL-SEC

Richard Hendrix, Alabama#

Patrick Beverley, Arkansas

Ramel Bradley, Kentucky

Tasmin Mitchell, LSU#

Jamont Gordon, Mississippi State#

Charles Rhodes, Mississippi State

Chris Lofton, Tennessee#

Shan Foster, Vanderbilt#

#### SECOND TEAM PRESEASON ALL-SEC

Alonzo Gee, Alabama

Steven Hill, Arkansas

Charles Thomas, Arkansas

Sonny Weems, Arkansas

Marreese Speights, Florida

Sundiata Gaines, Georgia

Joe Crawford, Kentucky

Dwayne Curtis, Mississippi

JaJuan Smith, Tennessee

Tyler Smith, Tennessee

# - Unanimous Selection; Ties are not broken

## 2007-08 MISSISSIPPI STATE UNIVERSITY BULLDOGS

<u>No</u>	<u>NAME</u>	<u>Pos</u>	<u>Ht</u>	<u>Wt</u>	<u>Cl</u>	<u>EXP</u>	<u>HOMETOWN (PREVIOUS SCHOOL)</u>
2	Ravern Johnson	G/F	6-7	175	Fr.	HS	Lyon, MS (Coahoma County HS)
3	Billy Begley	G	6-1	190	Sr.	3L	Henderson, KY (Notre Dame Prep [MA])
10	Joseph Iupe	G	6-1	160	So.	1L	Madison, MS (Madison Central HS)
11	Ben Hansbrough	G	6-3	205	So.	1L	Poplar Bluff, MO (Poplar Bluff HS)
14	Rod Bryant	G	6-1	165	Fr.	HS	Birmingham, AL (G.W. Carver HS)
15	Riley Benock	G	6-4	180	Fr.	HS	Battletown, KY (Meade County HS)
21	Brian Johnson	F/C	6-9	245	Jr.	TR	Laurinburg, NC (Univ. of Louisville)
22	Barry Stewart	G	6-2	170	So.	1L	Shelbyville, TN (Shelbyville Central HS)
23	Charles Rhodes	F/C	6-8	245	Sr.	3L	Jackson, MS (Lanier HS)
24	Kodi Augustus	F	6-8	220	Fr.	PS	Baton Rouge, LA (Maine Central Inst.)
25	Phil Turner	G	6-3	170	Fr.	RS	Grenada, MS (Grenada HS)
32	Jarvis Varnado	F/C	6-9	210	So.	1L	Brownsville, TN (Haywood HS)
33	Brandon Bolen	G	6-3	195	Fr.	HS	Madison, MS (Madison-Ridgeland Acad.)
44	Jamont Gordon	G/F	6-4	230	Jr.	2L	Nashville, TN (Oak Hill Academy [VA])
45	Elgin Bailey	F/C	6-8	265	Fr.	HS	New Orleans, LA (Belaire HS)

Head Coach: Rick Stansbury (Campbellsville, 1982 - 10th year)

Asst. Coach: Robert Kirby (Pan American, 1983 - 10th year)

Asst. Coach: Phil Cunningham (Campbellsville, 1990 - 8th year)

Asst. Coach: Marcus Grant (Mississippi State, 1995 - 4th year)

Coord. of BB Ops: Talvis Franklin (Miss. State, 2007 - 1st year)

#### PRONUNCIATION GUIDE

Riley Benock: BEE-knock

Ben Hansbrough: HANDS-bro

Joseph Iupe: Eye-YOOP

Ravern Johnson: RAY-vern

Jarvis Varnado: Vur-NAR-doe

### MISSISSIPPI STATE BASKETBALL ROSTER BREAKDOWN

#### By Class:

<u>Seniors</u>	<u>Juniors</u>	<u>Sophomores</u>	<u>Freshmen</u>
Begley	Gordon	Hansbrough	Augustus
Rhodes	B. Johnson	Iupe	Bailey
		Stewart	Benock
		Varnado	Bolen
			Bryant
			R. Johnson
			Turner

#### By State/Country:

Mississippi (5): Bolen, Iupe, R. Johnson, Rhodes, Turner  
Tennessee (3): Gordon, Stewart, Varnado  
Kentucky (2): Begley, Benock  
Louisiana (2): Augustus, Bailey  
Alabama (1): Bryant  
Missouri (1): Hansbrough  
North Carolina (1): B. Johnson

## 2007-08 SEC MEN'S BASKETBALL STANDINGS

**(Through Games of January 24, 2008)**

#### WESTERN DIVISION

<u>Team</u>	<u>SEC</u>	<u>Pct.</u>	<u>Overall</u>	<u>Pct.</u>
Mississippi State	4-0	1.000	13-5	.722
Mississippi	2-2	.500	15-2	.882
Arkansas	2-2	.500	13-5	.722
Auburn	2-2	.500	12-5	.706
Alabama	0-4	.000	11-8	.579
LSU	0-4	.000	7-11	.389

#### EASTERN DIVISION

<u>Team</u>	<u>SEC</u>	<u>Pct.</u>	<u>Overall</u>	<u>Pct.</u>
Florida	4-1	.800	17-3	.850
Tennessee	3-1	.750	16-2	.889
Georgia	2-1	.667	11-5	.688
Vanderbilt	2-2	.500	17-2	.895
Kentucky	2-2	.500	8-9	.471
South Carolina	1-3	.250	9-9	.500

### THIS WEEK'S SEC MEN'S BASKETBALL SCHEDULE

#### Tuesday, January 22, 2008

at Auburn 78, Presbyterian 65

at Kentucky 72, Tennessee 66 [ESPN]

#### Wednesday, January 23, 2008

Florida 73, at South Carolina 71 [RS]

#### Saturday, January 26, 2008

South Carolina at Kentucky [RS] - 1 p.m. ET

Auburn at Alabama [RS] - 2 p.m. CT

Mississippi at Mississippi St. [FSN/SUN] - 4 p.m. CT

Georgia at Tennessee [FSN/SUN] - 7 p.m. ET

Arkansas at LSU [ESPN Classic] - 8 p.m. CT

#### Sunday, January 27, 2008

Vanderbilt at Florida [RS] - 1 p.m. ET



## MSU in the SEC (Thru All Games of Jan. 24)

### TEAM RANKINGS

Category	Stats	SEC Rank
Scoring	72.6 ppg	8th
Scoring Defense	60.9 ppg	1st
Scoring Margin	+11.7 ppg	4th
Rebounding	41.9 rpg	2nd
Opp. Rebounds	35.1 rpg	7th
Rebound Margin	+6.9 rpg	2nd
Off. Rebounds	13.22 rpg	6th
Def. Rebounds	28.72 rpg	1st
FG Percentage	46.1%	8th
Opp. FG Pct.	35.9%	1st
3-pt FG Pct.	33.2%	10th
Opp. 3-pt FG Pct.	30.4%	2nd
3-pt FGs/game	7.11/gm	6th
FT Percentage	59.8%	11th
Assists	13.89 apg	8th
Blocks	8.67 bpg	1st
Steals	7.00 spg	10th
Turnover Margin	-1.28	11th
Assist:TO Ratio	0.88	9th

### INDIVIDUAL RANKINGS

Category	Player (Stats)	SEC Rank
Scoring	Gordon (17.8 ppg)	6th
	Rhodes (14.1 ppg)	T-17th
	Stewart (12.0 ppg)	27th
Rebounding	Varnado (8.7 rpg)	2nd
	Rhodes (6.9 rpg)	9th
	Gordon (6.6 rpg)	12th
Off. Rebs	Varnado (2.89 orpg)	7th
	Rhodes (2.67 orpg)	9th
Def. Rebs	Varnado (5.78 drpg)	3rd
	Gordon (5.06 drpg)	5th
FG Pct.	Rhodes (55.3%)	6th
	Gordon (45.1%)	13th
3FG Pct.	None qualify	
3-pt FG/gm	Hansbrough (1.94/gm)	T-11th
	Stewart (1.72/gm)	T-15th
	Gordon (1.72/gm)	T-15th
FT Pct.	Gordon (69.7%)	13th
Assists	Gordon (4.28 apg)	6th
	Stewart (3.33 apg)	13th
Blocks	Varnado (5.17 bpg)	1st
	Rhodes (1.33 bpg)	9th
Steals	None qualify	
Ast:TO Ratio	None qualify	
Minutes	Stewart (34.11 mpg)	7th
	Gordon (32.83 mpg)	11th
	Hansbrough (30.82 mpg)	19th

## MSU in the SEC (Thru SEC Games of Jan. 24)

### TEAM RANKINGS

Category	Stats	SEC Rank
Scoring	64.0 ppg	T-10th
Scoring Defense	52.0 ppg	1st
Scoring Margin	+12.0 ppg	1st
Rebounding	40.5 rpg	2nd
Opp. Rebounds	35.5 rpg	5th
Rebound Margin	+5.0 rpg	2nd
Off. Rebounds	11.25 rpg	T-8th
Def. Rebounds	29.25 rpg	1st
FG Percentage	44.7%	5th
Opp. FG Pct.	31.1%	1st
3-pt FG Pct.	32.6%	8th
Opp. 3-pt FG Pct.	20.6%	2nd
3-pt FGs/game	7.00/gm	7th
FT Percentage	51.2%	12th
Assists	11.75 apg	9th
Blocks	11.00 bpg	1st
Steals	5.00 spg	11th
Turnover Margin	-2.00	11th
Assist:TO Ratio	0.81	10th

### INDIVIDUAL RANKINGS

Category	Player (Stats)	SEC Rank
Scoring	Gordon (19.0 ppg)	6th
Rebounding	Varnado (11.0 rpg)	T-1st
	Gordon (7.0 rpg)	T-11th
	Rhodes (5.0 rpg)	T-29th
Off. Rebs	Varnado (3.25 orpg)	T-5th
Def. Rebs	Varnado (7.75 drpg)	2nd
	Gordon (6.00 drpg)	T-6th
FG Pct.	Gordon (52.8%)	5th
3FG Pct.	Gordon (45.5%)	3rd
3-pt FG/gm	Gordon (2.50/gm)	T-7th
FT Pct.	None qualify	
Assists	Stewart (3.50 apg)	T-11th
	Gordon (3.25 apg)	T-14th
Blocks	Varnado (6.75 bpg)	1st
	Gordon (1.50 bpg)	T-10th
	Rhodes (1.33 bpg)	13th
Steals	Stewart (1.50 spg)	T-14th
Ast:TO Ratio	Stewart (1.08)	T-15th
Minutes	Stewart (35.25 mpg)	13th
	Gordon (35.00 mpg)	T-15th
	Turner (33.00 mpg)	24th

## 2007-08 PRESEASON HONORS

### JAMONT GORDON

John R. Wooden Award Candidate

Naismith Trophy Candidate

Bob Cousy Award Candidate

First-team All-American (Rivals.com)

All-America Team (CollegeInsider.com)

Third-team All-American (Athlon Sports)

Third-team All-American (Collegehoops.net)

Nation's No. 1 Point Guard (Rivals.com)

Nation's Top Penetrator (Rivals.com)

Nation's No. 2 Shooting Guard (Lindy's)

Nation's No. 3 Slasher (Athlon Sports)

Consensus First-team All-SEC

SEC's Best Athlete (Sporting News Yearbook)

SEC's Best Penetrator (Sporting News Yearbook)

SEC's Most Versatile Player (Lindy's)

### CHARLES RHODES

Honorable Mention All-American (Athlon Sports)

Nation's No. 8 Post Man (Athlon Sports)

Nation's No. 15 Center (Collegehoops.net)

Nation's No. 22 Center (Lindy's)

First-team All-SEC (Coaches poll)

Second-team All-SEC (Media poll)

### MISSISSIPPI STATE TEAM

No. 17 (Rivals.com)

No. 23 (Collegehoops.net)

No. 25 (ESPN.com/Dick Vitale)

No. 30 (CBS Sportsline College Preview)

### MISSISSIPPI (MSU leads, 132-103)

Last MSU win: 77-67 (2006-07)  
Last UM win: 85-73 (2006-07)  
Current UM win streak: 1  
Biggest MSU win: 84-18 (1913-14)  
Biggest UM win: 61-24 (1944-45)  
Most MSU points: 104 (1989-90)  
Most UM points: 102 (1989-90)

### AT STARKVILLE (MSU leads, 87-23)

Last MSU win: 77-67 (2006-07)  
Last UM win: 82-78 (1997-98)  
Current MSU win streak: 9  
Biggest MSU win: 84-18 (1913-14)  
Biggest UM win: 61-24 (1944-45)  
Most MSU points: 104 (1989-90)  
Most UM points: 102 (1989-90)

### AT OXFORD (UM leads, 76-40)

Last MSU win: 87-76 (2004-05)  
Last UM win: 85-73 (2006-07)  
Current UM win streak: 2  
Biggest MSU win: 52-14 (1918-19)  
Biggest UM win: 95-60 (1950-51)  
Most MSU points: 100 (1955-56)  
Most UM points: 95 (1950-51)

### AT NEUTRAL SITES (MSU leads, 5-4)

Last MSU win: 73-64 (2002-03)  
Last UM win: 40-39 (1938-39)  
Current MSU win streak: 3  
Biggest MSU win: 58-45 (1937-38)  
Biggest UM win: 49-37 (1937-38)  
Most MSU points: 73 (2002-03)  
Most UM points: 64 (2002-03)

### MSU PLAYER CAREER STATISTICS VERSUS MISSISSIPPI

Player	G-GS	Mins	FGM-FGA	Pct	3GM-3GA	Pct	FTM-FTA	Pct	Rebounds	Ast	TO	BS	Stl	Points
Rhodes	5-4	121	31-48	.646	0-1	.000	18-27	.667	26-5.2	2	15	5	2	80-16.0
Gordon	4-4	121	19-44	.432	5-15	.333	13-22	.591	25-6.3	17	8	3	5	56-14.0
Stewart	2-0	51	2-6	.333	1-3	.333	9-10	.900	8-4.0	5	1	0	0	14-7.0
Hansbrough	2-0	52	1-5	.200	0-2	.000	4-5	.800	6-3.0	3	5	0	1	6-3.0
Varnado	2-1	23	2-4	.500	0-0	.000	2-2	1.000	1-0.5	2	1	2	1	6-3.0

## LAST YEAR AT MSU...

### MSU 77, MISSISSIPPI 67

JAN. 10, 2007 • STARKVILLE, MS

In their first home game in 22 days, the Bulldogs snapped their three-game losing skid and remained undefeated at home against their in-state rivals during the Rick Stansbury era by claiming a 77-67 victory over the Mississippi Rebels in last year's SEC home season opener played in front of 10,313 fans at MSU's Humphrey Coliseum.

In a first half that featured a dozen lead changes and six ties, the Bulldogs (10-5, 1-1) scored eight unanswered points following the sixth deadlock to take a 36-28 lead with 4:03 remaining in the first half. Out-shooting Ole Miss (11-5, 0-2) 48 percent to 33 percent from the field through the opening 20 minutes of play, State held a five-point advantage (41-36) at the intermission.

MSU never relinquished the lead in the second stanza. After the Rebels cut the deficit to a single point (53-52) by the 11:18 mark, Barry Stewart's timely 3-pointer keyed a 10-0 MState run to put the home team on top by 11 points (63-52) with 6:58 left in the contest. Upon stretching the lead to as many as 16 points (70-54) with 4:24 left, the Bulldogs settled for the 10-point triumph in notching their ninth consecutive home win over the Rebels during the Stansbury era.

For the game, MSU shot 49 percent from the field, while limiting Mississippi to just 33 percent shooting. In addition to owning a 48-40 rebounding advantage, the Bulldogs also scored 15 more points from the line and attempted 25 more charity tosses than their rivals.

Making his season home debut, Dietric Slater came off the Bulldog bench to record his fourth career double-double with 16 points and 12 rebounds. Earning his first start since Nov. 29, Charles Rhodes scored a team-high 17 points on 7-of-11 shooting to go along with eight boards and four blocks. Todd Abernethy tallied game-high totals of 20 points, seven assists and four steals for UM, while Clarence Sanders and Bam Doyne added 17 and 12 points, respectively, on just 9-of-39 combined shooting from the field.

#### MISSISSIPPI (11-5, 0-2)

Player	FG	3FG	FT	RB	PF	PT	A	Min
Hampton	0-2	0-0	1-2	0	2	1	0	6
Curtis	5-9	0-0	0-0	10	2	10	1	31
Abernethy	8-17	4-9	0-0	3	1	20	7	37
Sanders	6-25	4-16	1-2	6	3	17	2	37
Doyne	3-14	2-6	4-6	2	2	12	3	30
Smith	2-2	1-1	0-0	1	0	5	1	18
Polynice	0-0	0-0	0-0	0	1	0	0	2
Parnell	0-3	0-0	0-0	4	4	0	0	13
Williams	0-1	0-0	0-0	4	3	0	0	9
Hardy	1-3	0-0	0-0	5	4	2	0	17
Team				5				
TOTALS	25-76	11-32	6-10	40	22	67	14	200

#### MISSISSIPPI STATE (10-5, 1-1)

Player	FG	3FG	FT	RB	PF	PT	A	Min
Delk, Ri.	3-6	1-4	1-4	5	0	8	0	28
Rhodes	7-11	0-0	3-5	8	2	17	2	30
Varnado	1-2	0-0	0-0	1	3	2	1	13
Delk, Re.	4-9	1-6	1-3	1	0	10	0	22
Gordon	3-9	1-3	1-2	2	2	8	2	20
Stewart	2-3	1-1	7-7	5	0	12	2	27
Hansbrough	0-1	0-0	1-2	4	4	1	2	24
Slater	5-10	0-1	6-10	12	2	16	0	27
Goodridge	1-2	0-0	1-2	6	2	3	0	9
Team				4				
TOTALS	26-53	4-15	21-35	48	15	77	9	200

Halftime: MSU 41, UM 36. FG%: MSU 49.1%, UM 32.9%. 3FG%: MSU 26.7%, UM 34.4%. FT%: MSU 60.0%, UM 60.0%. Turnovers: MSU 17 (Rhodes 6), UM 8 (Williams 2). Blocked Shots: MSU 10 (Rhodes 4), UM 1 (Parnell 1). Steals: MSU 3 (Three with 1), UM 9 (Abernethy 4). Officials: Doug Shows, Tracy Woodson, Antinio Petty. Technicals: UM Bench. Attendance: 10,313.

## LAST YEAR AT UM...

### MISSISSIPPI 85, MSU 73

JAN. 30, 2007 • OXFORD, MS

The Bulldogs had their SEC road losing skid extended to 11 straight games by dropping an 85-73 decision to rival Mississippi last year during ESPN's Super Tuesday telecast from UM's Tad Smith Coliseum.

After the two rivals played to within a five-point game through the first 10 minutes of the contest, the Bulldogs (11-9, 2-5) went better than five minutes without a made field goal as Ole Miss (14-8, 3-5) increased its three-point lead (21-18 with 8:42 left) to a 14-point cushion (34-20 by the 4:53 mark) by going on a 13-2 run. Despite the Rebels shooting 54 percent in the opening half, MSU managed to cut the deficit to six points (40-34) by the break by outscoring Mississippi, 12-4, over the final 3:38 of the first period.

The Rebels scored the first eight points of the second stanza to build their lead back up to 14 points (48-34) two minutes into the half. After trailing by as many as 15 points (51-36), State cut the deficit to five points on four different occasions later in the half. The Bulldogs would get as close as four points (68-64) following a dunk by Jamont Gordon with 6:40 remaining in the contest.

Shortly thereafter, however, Dwayne Curtis' lay-up ignited a 13-0 Ole Miss run that pushed the Rebels' advantage to an insurmountable 17 points (81-64) by the 2:23 mark. The margin stayed at double digits the rest of the way, as UM handed the Bulldogs their largest margin of defeat (12 points) to date on the season.

With MSU entering the game leading the SEC in both overall and three-point field-goal percentage defense, the Rebels shot 51 percent from the field, 47 percent from beyond the three-point arc and 86 percent from the charity stripe on the night. The Bulldogs were also out-rebounded, 34-28, for the third consecutive contest and for the fourth time in their last five outings.

The senior backcourt trio of Bam Doyne (23), Clarence Sanders (22) and Todd Abernethy (19) combined for 64 points to lead Ole Miss, while MSU's preseason all-SEC tandem of Charles Rhodes (24) and Gordon (20) combined for 44 points for the visitors.

#### MISSISSIPPI STATE (11-9, 2-5)

Player	FG	3FG	FT	RB	PF	PT	A	Min
Delk, Ri.	1-2	0-0	0-0	1	1	2	1	12
Rhodes	10-16	0-1	4-7	7	2	24	0	34
Goodridge	0-0	0-0	0-0	1	1	0	0	7
Delk, Re.	2-7	1-4	0-0	2	3	5	3	23
Gordon	6-15	2-6	6-7	6	2	20	2	38
Stewart	0-3	0-2	2-3	3	0	2	3	24
Hansbrough	1-4	0-2	3-3	2	1	5	1	28
Slater	4-6	2-3	1-2	2	5	11	1	24
Varnado	1-2	0-0	2-2	0	3	4	1	10
Team				4				
TOTALS	25-55	5-18	18-24	28	18	73	12	200

#### MISSISSIPPI (14-8, 3-5)

Player	FG	3FG	FT	RB	PF	PT	A	Min
Curtis	6-11	0-0	2-3	8	3	14	0	28
Williams	0-3	0-0	0-0	4	4	0	2	26
Abernethy	5-9	2-5	7-7	4	1	19	10	39
Polynice	0-2	0-1	1-2	1	3	1	1	21
Doyne	7-13	3-7	6-7	5	4	23	3	35
Smith	0-0	0-0	0-0	0	1	0	1	1
Sanders	9-16	4-6	0-0	5	2	22	1	34
Parnell	2-3	0-0	2-2	2	1	6	0	16
Team				5				
TOTALS	29-57	9-19	18-21	34	19	85	18	200

Halftime: UM 40, MSU 34. FG%: MSU 45.5%, UM 50.9%. 3FG%: MSU 27.8%, UM 47.4%. FT%: MSU 75.0%, UM 85.7%. Turnovers: MSU 14 (Three with 3), UM 14 (Abernethy 4). Blocked Shots: MSU 4 (Gordon, Varnado 2), UM 6 (Williams, Doyne 2). Steals: MSU 10 (Re. Delk 3), UM 4 (Williams 2). Officials: Ted Valentine, Bert Smith, Gary Maxwell. Technicals: None. Attendance: 8,415.



## GAME #1 RECAP

### MSU 75, LOUISIANA TECH 45 Nov. 10, 2007 • STARKVILLE, MS

The Bulldogs tipped off their 96th season of collegiate basketball competition by cruising to a 75-45 home triumph over Louisiana Tech at MSU's Humphrey Coliseum.

With MSU (1-0) trailing by four points (10-6) eight minutes into the contest, Charles Rhodes' back-to-back dunks helped spark the Bulldogs on a 24-4 run over the final nine minutes of the opening half to give the home team a comfortable 30-14 halftime advantage. The sluggish first half of play saw MState shoot just 32 percent from the field, while Louisiana Tech (0-1) struggled at 22 percent field-goal shooting.

The homestanding Bulldogs continued to remain in control during the second stanza, building a 20-point lead (37-17) by the 16:31 mark. With the visitors getting no close than 18 points (49-31 with 12:21 left) the rest of the way, the cushion increased to 30 points (61-31) by the 7:26 mark and ballooned to as many as 36 points (75-39) before MSU settled for the 30-point triumph. Five years ago in the last meeting between the two teams, MState pounded out an equally convincing 78-38 home victory over LTU.

While moving to 9-1 in season home openers during the Rick Stansbury era, the Bulldogs extended their home winning streak to eight consecutive games dating back to this past February. During that stretch, MSU's average margin of victory has been 20.1 points per home triumph.

Jamont Gordon paced four double-figure State scorers with a game-high 21 points. Charles Rhodes followed with 17 points, while Barry Stewart notched his first career double-double with 13 points and a career-high 11 rebounds. Kyle Gibson topped the visitors with his own double-double of 15 points and 15 boards.

#### LOUISIANA TECH (0-1)

Player	FG	3FG	FT	RB	PF	PT	A	Min
Rogers	1-4	0-0	0-0	9	3	2	1	21
Smith	3-11	0-0	0-0	7	1	6	0	29
Washington	2-6	1-3	0-0	3	1	5	1	31
Clark	2-4	2-3	0-0	3	0	6	2	14
Gibson	4-14	2-7	5-10	15	2	15	2	36
Loe	2-7	0-1	0-0	2	2	4	1	24
Mims	0-0	0-0	0-0	1	3	0	0	9
Lathan	1-10	1-5	0-0	3	3	3	0	20
Tims	2-6	0-1	0-0	4	3	4	0	16
Team				5				
TOTALS	17-62	6-20	5-10	52	18	45	7	200

#### MISSISSIPPI STATE (1-0)

Player	FG	3FG	FT	RB	PF	PT	A	Min
Rhodes	8-17	0-0	1-4	7	2	17	2	27
Varnado	1-5	0-0	2-2	5	1	4	0	26
Hansbrough	3-8	3-6	2-2	3	1	11	3	27
Stewart	5-10	1-5	2-3	11	2	13	3	26
Gordon	7-14	3-7	4-4	5	1	21	3	29
R. Johnson	0-2	0-0	0-0	1	1	0	0	4
Begley	0-1	0-0	0-0	0	0	0	0	1
Lupe	0-0	0-0	0-0	0	0	0	0	1
Bryant	0-0	0-0	0-0	0	0	0	0	1
Benock	1-3	1-3	0-0	1	1	3	0	11
B. Johnson	1-3	0-1	2-3	2	2	4	0	11
Augustus	0-2	0-2	0-0	2	1	0	0	9
Turner	0-3	0-1	0-0	4	1	0	2	18
Bolen	0-0	0-0	0-0	1	0	0	0	1
Bailey	1-3	0-0	0-2	1	0	2	0	8
Team				3				
TOTALS	27-71	8-25	13-20	46	13	75	13	200

Halftime: MSU 30, LTU 14. FG%: MSU 38.0%, LTU 27.4%. 3FG%: MSU 32.0%, LTU 30.0%. FT%: MSU 65.0%, LTU 50.0%. Turnovers: MSU 4 (Gordon 2), LTU 22 (Clark 4). Blocked Shots: MSU 10 (Varnado 6), LTU 3 (Gibson 2). Steals: MSU 6 (Gordon, Turner 2), LTU 3 (Rogers 2). Officials: Ted Valentine, Rick Crawford, Eugene Jr. Crawford. Attendance: 10,153.

## GAME #2 RECAP

### CLEMSON 84, MSU 82 Nov. 15, 2007 • STARKVILLE, MS

The Bulldogs had their eight-game home winning streak snapped by dropping a hard-fought 84-82 home decision to reigning NIT runner-up Clemson at MSU's Humphrey Coliseum.

The visiting Tigers (2-0) led for most of the opening 20 minutes of play. Following a second tie (13-13) nine minutes into the contest, Clemson scored eight unanswered points to take an eight-point lead (21-13) with 9:18 remaining in the half. The Bulldogs (1-1) would cut the deficit to two points (23-21) two minutes later, but Clemson responded with a dunk and a 3-pointer to re-establish control of the game and go on to take a 39-32 halftime advantage.

The visitors continued to maintain the lead for the opening 11 minutes of the second stanza, before MSU went on a 9-0 run midway through the half to take a 54-52 lead on a Charles Rhodes dunk at the 8:17 mark. Seven lead changes and two ties ensued over the next four minutes.

Back-to-back dunks by Brian Johnson gave MState its final lead (71-70) with 2:23 left in the contest. A 3-pointer by Clemson's K.C. Rivers at the 1:11 mark was answered by a Barry Stewart trey with 43 seconds left to cut MSU's deficit to two points (78-76). However, Tiger freshman guard Demontez Stitt sealed the two-point Clemson victory with 6-of-6 free-throw shooting over the final 26 seconds.

Though Clemson struggled with 34-percent shooting from the field, State did not help its own cause with just 61-percent accuracy from the line.

Jamont Gordon led all scorers with 23 points and added a dozen rebounds to record his 11th career double-double for the Bulldogs. Rhodes tossed in 17 points despite first-half foul trouble. Rivers and freshman Terrence Oglesby paced the winners with 17 points each, while all-America candidate James Mays totaled 14 points, 11 rebounds and four assists.

#### CLEMSON (2-0)

Player	FG	3FG	FT	RB	PF	PT	A	Min
Rivers	5-14	3-4	4-4	7	2	17	1	30
Mays	5-13	0-1	4-8	11	4	14	4	34
Booker	2-4	0-0	0-0	6	4	4	0	17
Stitt	0-9	0-2	8-8	2	2	8	3	26
Hammonds	5-11	2-5	1-2	6	1	13	5	35
Sykes	2-6	0-0	0-2	3	2	4	0	15
Potter	0-1	0-0	2-2	0	3	2	0	11
Oglesby	4-9	3-7	6-9	1	1	17	1	19
Perry	0-0	0-0	0-0	0	0	0	0	1
Powell	0-2	0-2	0-0	0	0	0	0	2
Grant	1-1	0-0	3-3	1	3	5	0	10
Team				5				
TOTALS	24-70	8-21	28-38	42	22	84	14	200

#### MISSISSIPPI STATE (1-1)

Player	FG	3FG	FT	RB	PF	PT	A	Min
Rhodes	7-12	0-0	3-7	6	3	17	1	25
Varnado	3-7	0-0	1-2	12	5	7	0	27
Hansbrough	1-4	1-4	3-4	2	4	6	3	37
Stewart	3-10	2-6	4-4	6	5	12	2	36
Gordon	7-16	3-9	6-10	12	4	23	3	33
Benock	0-3	0-3	0-0	0	0	0	0	5
B. Johnson	4-4	0-0	2-2	3	2	10	0	19
Turner	2-6	1-2	0-2	4	3	5	1	15
Bailey	1-2	0-0	0-0	1	2	2	0	3
Team				5				
TOTALS	28-64	7-24	19-31	51	28	82	10	200

Halftime: CU 39, MSU 32. FG%: MSU 43.8%, CU 34.3%. 3FG%: MSU 29.2%, CU 38.1%. FT%: MSU 61.3%, CU 73.7%. Turnovers: MSU 19 (Gordon 6), CU 13 (Stitt 5). Blocked Shots: MSU 10 (Varnado 6), CU 3 (Booker 2). Steals: MSU 5 (Stewart 2), CU 9 (Rivers 3). Officials: Karl Hess, Tom Eades, Mike Eades. Technicals: MSU Bench. Attendance: 9,950.

## GAME #3 RECAP

### MSU 86, UT MARTIN 70 Nov. 17, 2007 • STARKVILLE, MS

The Bulldogs wrapped up their season-opening, three-game homestand by claiming an 86-70 victory over UT Martin at MSU's Humphrey Coliseum.

MState (2-1) scored the first dozen points of the contest before UT Martin's Lester Hudson gave the visiting Skyhawks (2-3) their first points of the game with a 3-pointer at the 15:34 mark of the opening period. UTM cut the deficit to four points (12-8) soon thereafter and kept the contest to within single digits until the 5:34 mark when Ben Hansbrough connected on a 3-pointer to give MSU an 11-point lead (32-21).

The Bulldogs increased their lead to 16 points (39-23) with 3:03 left in the half before settling for a 41-30 halftime advantage. State's Charles Rhodes tallied 15 first-half points on 7-of-8 shooting to lead the way for the home team.

MSU maintained its double-figure lead throughout the second stanza, stretching the comfortable margin to as many as 27 points over the final minutes before coming away with the 16-point triumph.

The Bulldogs shot 55 percent from the field for the game, including 10-of-22 (46%) treys. In the second half, MSU picked up the pace in shooting 65 percent (17-26 FGs) overall and connecting on 5-of-9 second-half trey attempts. Defensively, MState limited the Skyhawks to just 32-percent field-goal shooting and had nine blocked shots for the contest.

Hansbrough paced four double-digit State scorers with 20 points on 4-of-6 triples. Hudson and Marquis Weddle led the visitors with 27 and 24 points, respectively.

#### UT MARTIN (2-3)

Player	FG	3FG	FT	RB	PF	PT	A	Min
Hay	0-0	0-0	0-0	0	3	0	0	14
Irrarrazabal	0-2	0-0	0-0	3	1	0	0	16
Wright	1-8	1-4	0-0	0	3	3	0	22
Weddle	10-23	4-10	0-1	2	2	24	3	35
Hudson	9-22	4-12	5-5	11	4	27	4	39
Riedewald	1-1	0-0	0-0	2	3	2	1	18
Simmons	0-1	0-0	2-2	1	2	2	0	2
Robinson	4-16	2-8	0-2	11	1	10	1	30
Pearson	0-3	0-1	2-4	4	0	2	1	16
Bailey	0-2	0-1	0-0	2	2	0	1	8
Team				2				
TOTALS	25-78	11-36	9-14	38	21	70	11	200

#### MISSISSIPPI STATE (2-1)

Player	FG	3FG	FT	RB	PF	PT	A	Min
Rhodes	7-9	0-0	1-2	5	3	15	2	24
Varnado	4-4	0-0	0-0	16	1	8	1	27
Hansbrough	6-8	4-6	4-4	5	2	20	3	25
Stewart	3-12	0-4	3-4	4	1	9	4	26
Gordon	4-8	2-4	0-1	4	1	10	6	29
R. Johnson	1-3	0-0	0-0	0	0	2	0	6
Begley	0-0	0-0	0-0	1	1	0	0	2
Lupe	0-0	0-0	0-0	0	0	0	0	1
Bryant	1-1	0-0	0-1	1	0	2	0	1
Benock	3-3	3-3	1-2	2	0	10	4	15
B. Johnson	0-3	0-1	0-0	4	0	0	0	12
Augustus	0-1	0-0	0-0	0	2	0	0	7
Turner	2-6	1-4	1-2	0	1	6	1	16
Bolen	0-0	0-0	0-0	0	1	0	0	1
Bailey	2-2	0-0	0-0	2	1	4	0	8
Team				6				
TOTALS	33-60	10-22	10-16	50	14	86	21	200

Halftime: MSU 41, UTM 30. FG%: MSU 55.0%, UTM 32.1%. 3FG%: MSU 45.5%, UTM 30.6%. FT%: MSU 62.5%, UTM 64.3%. Turnovers: MSU 25 (Rhodes, Stewart 4), UTM 14 (Robinson 5). Blocked Shots: MSU 9 (Rhodes, Varnado 3), UTM 1 (Robinson 1). Steals: MSU 6 (Stewart 2), UTM 9 (Hudson 3). Officials: Mike Stuart, Brent Barnaky, Everett Summers. Attendance: 9,950.

## GAME #4 RECAP

**MSU 68, UC IRVINE 53**  
**Nov. 22, 2007 • ANAHEIM, CA**  
**ANAHEIM CLASSIC • FIRST ROUND**

In their first road competition of the season, the Bulldogs opened the inaugural Anaheim Classic with a 68-53 victory over UC Irvine at the Anaheim Convention Center.

Opening the contest hitting eight of their first nine shots from the field, including their first five three-point shot attempts, the Bulldogs (3-1) mounted a double-digit lead (19-9) by the 13:11 mark on a Phil Turner trey. MSU pretty much controlled the opening 20 minutes of play with its continued hot shooting, though UC Irvine (2-2) managed to cut the deficit to five points (39-34) with under a minute left in the half.

Hitting 58 percent (15-26 FGs) from the field, including 6-of-9 treys (67%) in the opening period, the Bulldogs settled for a 41-34 halftime lead.

After the Anteaters pulled to within five points on two occasions during the first four minutes of the second stanza, MSU ran off 10 unanswered points over a three-minute span to take a 15-point advantage (55-40) by the 12:53 mark. The Bulldogs also stepped up their defensive intensity in the closing period to re-establish control of the contest.

Limiting UCI to just six second-half field goals on 24 attempts (25%) and owning a commanding 27-16 rebounding advantage during the final 20 minutes, the Bulldogs went on to claim their 15-point triumph and earn the right to face 18th-ranked Southern Illinois in the semifinals.

As a team, MState held UCI to 35-percent shooting from the field (only 3-17 treys) on the day, while owning a 43-31 lead on the boards.

Barry Stewart paced four double-digit State scorers with 18 points (4-7 treys). Jamont Gordon added 15 points, while Charles Rhodes notched his seventh career double-double with 11 points and 11 rebounds. Patrick Sanders led UC Irvine with 18 points and five rebounds.

### MISSISSIPPI STATE (3-1)

Player	FG	3FG	FT	RB	PF	PT	A	Min
Rhodes	3-14	0-2	5-6	11	2	11	1	35
Varnado	1-2	0-0	0-1	6	4	2	1	19
Hansbrough	4-8	1-4	4-5	4	1	13	1	34
Stewart	6-10	4-7	2-2	6	1	18	2	38
Gordon	7-12	1-2	0-2	6	4	15	4	25
R. Johnson	0-1	0-0	0-0	0	0	0	0	1
Benock	0-0	0-0	0-0	1	1	0	1	6
B. Johnson	2-4	0-0	2-2	5	3	6	1	21
Augustus	0-0	0-0	0-0	0	0	0	0	1
Turner	1-4	1-3	0-0	2	1	3	2	16
Bailey	0-0	0-0	0-2	0	0	0	0	4
Team				2				
TOTALS	24-55	7-18	13-20	43	17	68	13	200

### UC IRVINE (2-2)

Player	FG	3FG	FT	RB	PF	PT	A	Min
Sanders	6-13	1-3	5-9	5	4	18	0	31
Rodenberg	0-1	0-0	0-0	1	2	0	1	17
Bland	0-8	0-0	2-2	4	4	2	3	31
Hunter	1-8	0-5	0-0	3	2	2	3	27
DeCasas	1-4	1-3	0-0	0	1	3	0	12
Awaji	6-8	0-2	1-2	3	3	13	0	22
Lauer	0-3	0-2	0-0	3	0	0	0	15
Harris	0-0	0-0	0-0	2	1	0	3	14
Fells	5-9	1-2	4-5	4	4	15	1	31
Team				6				
TOTALS	19-54	3-17	12-18	31	21	53	11	200

Halftime: MSU 41, UCI 34. FG%: MSU 43.6%, UCI 35.2%. 3FG%: MSU 38.9%, UCI 17.6%. FT%: MSU 65.0%, UCI 66.7%. Turnovers: MSU 17 (Rhodes, Gordon 5), UCI 13 (Rodenberg 3). Blocked Shots: MSU 5 (Gordon, Varnado 2), UCI 1 (Sanders 1). Steals: MSU 6 (Rhodes 3), UCI 7 (Fells 2). Officials: Don Daily, Jeff Malham, Brad Ferrie. Attendance: 1,387.

## GAME #5 RECAP

**#18 SOUTHERN ILLINOIS 63, MSU 49**  
**Nov. 23, 2007 • ANAHEIM, CA**  
**ANAHEIM CLASSIC • SEMIFINALS**

The Bulldogs dropped a 63-49 decision to 18th-ranked Southern Illinois in the semifinals of the inaugural Anaheim Classic played at the Anaheim Convention Center.

In a first half that featured five ties and three lead changes, MState (3-2) owned the upper hand for the first 10 minutes of the opening period. Midway through the half, the Salukis (3-0) scored six unanswered points to take a brief 19-15 lead. MSU countered with eight straight points to pull ahead by four points (23-19) with 3:28 remaining in the half. En route to scoring 15 first-half points, Jamont Gordon's third 3-pointer of the half put the Bulldogs on top by five points (26-21) with just under three minutes left before the half.

However, Joshua Bone came off the SIU bench to drill a trio of treys over the final 1:46, including one with time running out in the period, to give the Salukis a 32-28 halftime advantage.

Southern Illinois maintained its momentum by scoring the first half-dozen points of the second stanza to increase the margin to double figures (38-28) two minutes into the half. With Randal Falker scoring 13 of SIU's first 15 second-half points, the Salukis again went ahead by twin digits (45-35) with 13:14 remaining.

MSU's Gordon cut the deficit in half (47-42) with another 3-pointer at the 9:44 mark, but SIU's Bone put a damper on the Bulldogs' comeback attempt by nailing back-to-back triples to give the Salukis an 11-point cushion (53-42) with 8:23 left in the contest. MState would get no closer than nine points the rest of the way, as Southern Illinois coasted to the 14-point victory in advancing to the championship contest.

Gordon, held to five second-half points, was MSU's lone double-figure scorer with 20 points. Falker tallied a game-high 23 points on 7-of-9 field goals and 9-of-10 free throws for the winners, while Bone added 15 points off the Saluki bench with his 5-of-6 three-point shooting effort.

### MISSISSIPPI STATE (3-2)

Player	FG	3FG	FT	RB	PF	PT	A	Min
Rhodes	2-5	0-0	0-1	6	5	4	0	21
Varnado	3-3	0-0	0-2	7	3	6	0	36
Hansbrough	1-8	1-7	2-2	3	1	5	6	33
Stewart	3-9	1-3	2-2	3	2	9	3	38
Gordon	7-12	4-8	2-2	4	3	20	2	35
B. Johnson	1-2	0-0	0-0	2	0	2	0	14
Turner	1-3	1-2	0-0	1	2	3	0	17
Bailey	0-0	0-0	0-0	1	2	0	0	6
Team				2				
TOTALS	18-42	7-20	6-9	29	18	49	11	200

### SOUTHERN ILLINOIS (3-0)

Player	FG	3FG	FT	RB	PF	PT	A	Min
Falker	7-9	0-0	9-10	5	3	23	2	33
Shaw	3-12	1-6	4-4	5	3	11	1	36
Boyle	4-7	0-0	0-0	4	3	8	1	33
Mullins	1-5	0-1	4-4	2	2	6	8	37
Green	0-3	0-1	0-0	2	2	0	2	29
Bone	5-6	5-6	0-0	0	2	15	1	16
Armstrong	0-0	0-0	0-0	0	0	0	0	1
Coopwood	0-2	0-2	0-0	0	1	0	0	1
Wood	0-1	0-1	0-0	2	0	0	0	5
Cornelius	0-0	0-0	0-0	0	0	0	0	1
Fay	0-0	0-0	0-0	0	1	0	0	8
Team				4				
TOTALS	20-45	6-17	17-18	24	17	63	15	200

Halftime: SIU 32, MSU 28. FG%: MSU 42.9%, SIU 44.4%. 3FG%: MSU 35.0%, SIU 35.3%. FT%: MSU 66.7%, SIU 94.4%. Turnovers: MSU 21 (Gordon 5), SIU 12 (Falker 4). Blocked Shots: MSU 3 (Varnado 2), SIU 2 (Falker, Shaw 1). Steals: MSU 5 (Varnado 2), SIU 9 (Mullins 6). Officials: Gerry Pollard, Don Daily, Brad Ferrie. Attendance: 1,447.

## GAME #6 RECAP

**MIAMI (OH) 67, MSU 60**  
**Nov. 25, 2007 • ANAHEIM, CA**  
**ANAHEIM CLASSIC - 3RD-PLACE GAME**

The Bulldogs went 1-2 in the inaugural Anaheim Classic after dropping a 67-60 decision to Miami University in the tournament's third-place game played at the Anaheim Convention Center.

After MSU's Charles Rhodes scored the game's first two points, the RedHawks (3-1) went on a 14-3 run, keyed by a pair of 3-pointers apiece by Michael Bramos and Alex Moosman, to take a 14-5 lead by the 15:38 mark of the opening half. Spurred by 5-of-9 three-point shooting during the first 20 minutes of play, Miami maintained control of the contest throughout the first period. The Bulldogs (3-3) did tighten things up a bit late in the half by outscoring MU, 7-1, over the final three minutes to cut the deficit to just five points (29-24) by the intermission.

Despite coming up empty on their first four offensive possessions of the second stanza, the Bulldogs outscored Miami, 12-6, through the first five minutes of the half and regained a brief 36-35 lead on a Ben Hansbrough 3-pointer at the 14:52 mark. Following a fifth tie in the opening nine minutes of second-half play, MState went on an 8-1 run to take a five-point advantage (48-43) midway through the closing period.

With Rhodes scoring 17 of his team-high 25 points in the second half and going over the 1,000-point mark for his career during a three-minute stretch in which he scored nine straight points for MSU, the Bulldogs seemed to grab the momentum in pulling ahead by a half-dozen points (53-47) with 7:06 remaining in the game. However, MU's Tim Pollitz answered with back-to-back buckets to get the RedHawks to within a basket (53-51) by the 5:46 mark.

Following a seventh deadlock of the half (58-58) with 1:46 left, Miami's Tyler Dierkers tipped in the go-ahead basket with 1:03 left on the clock. MU's Bramos, who finished the contest with a game-high 30 points, then converted on a three-point play and hit four additional free throws over the final 42 seconds to seal the victory.

Jamont Gordon added 18 points for MState, while Miami's Pollitz scored all 15 of his points during the second half of play.

### MISSISSIPPI STATE (3-3)

Player	FG	3FG	FT	RB	PF	PT	A	Min
Rhodes	11-15	0-0	3-4	10	3	25	1	37
Varnado	1-3	0-0	0-2	6	3	2	0	30
Hansbrough	2-6	2-6	0-0	2	4	6	1	38
Stewart	2-9	1-5	0-0	3	3	5	4	36
Gordon	6-17	0-5	6-7	6	1	18	4	40
Benock	0-0	0-0	0-0	1	1	0	0	4
B. Johnson	2-3	0-0	0-0	3	3	4	0	11
Turner	0-1	0-0	0-0	3	0	0	0	4
Team				2				
TOTALS	24-54	3-16	9-13	36	18	60	10	200

### MIAMI, OH (3-1)

Player	FG	3FG	FT	RB	PF	PT	A	Min
Dierkers	3-7	0-1	1-4	9	1	7	10	33
Bramos	9-18	3-6	9-11	2	2	30	0	40
T. Pollitz	6-13	0-0	3-6	4	4	15	2	31
Hayes	0-4	0-2	0-0	2	1	0	3	30
Moosman	4-6	2-3	0-0	3	2	10	1	30
E. Pollitz	2-4	0-0	1-2	4	5	5	2	24
McCombs	0-0	0-0	0-0	0	0	0	0	12
Team				5				
TOTALS	24-52	5-12	14-23	29	15	67	18	200

Halftime: MU 29, MSU 24. FG%: MSU 44.4%, MU 46.2%. 3FG%: MSU 18.8%, MU 41.7%. FT%: MSU 69.2%, MU 60.9%. Turnovers: MSU 15 (Stewart 5), MU 7 (T. Pollitz 3). Blocked Shots: MSU 8 (Varnado 5), MU 1 (Dierkers 1). Steals: MSU 4 (Gordon 2), MU 5 (Five with 1). Officials: Gerry Pollard, Brent Meaux, Don Daily. Attendance: 2,447.

## GAME #7 RECAP

### MSU 78, MURRAY STATE 61 DEC. 1, 2007 • STARKVILLE, MS

The Bulldogs broke a two-game losing streak and successfully tipped off a three-game December homestand by posting a 78-61 home triumph over Murray State at Humphrey Coliseum.

Coming off consecutive losses to No. 18 Southern Illinois and Miami of Ohio during the Anaheim Classic over the Thanksgiving holiday weekend, MState (4-3) built a 39-24 halftime advantage on the strength of 58-percent shooting through the opening 20 minutes of play. The visiting Racers (3-2) were limited to 32-percent first-half accuracy from the field.

After the visitors cut the deficit to single digits (47-38) three minutes into the second stanza, MSU went on a 17-4 run to increase the margin to a game-high 22 points (64-42) midway through the closing period. The Racers never got any closer than 16 points the rest of the way, as the Bulldogs breezed to their 22nd consecutive December home victory dating back to the 2000-01 campaign.

For the contest, MState shot 52 percent overall from the field as a team, while outscoring the Racers, 18-3, from the charity stripe. The Bulldogs connected on 78 percent of their 23 free throw attempts, in contrast to Murray State attempting just four charity tosses the entire game.

State senior Charles Rhodes tallied a game-high 22 points on 8-of-14 field goals and 6-of-6 free throws to post his second straight 20-point effort of the season. Jamont Gordon and Barry Stewart followed with 15 and 14 points, respectively, for the winners. Tony Easley paced the visitors with 17 points and seven rebounds.

#### MURRAY STATE (3-2)

Player	FG	3FG	FT	RB	PF	PT	A	Min
Carter	3-9	1-3	2-2	4	4	9	2	25
Easley	8-10	0-0	1-2	7	1	17	0	29
Holloway	2-8	0-3	0-0	2	2	4	2	27
K. Thomas	0-2	0-2	0-0	4	1	0	3	28
D. Thomas	6-11	2-4	0-0	1	3	14	1	27
George	5-11	1-2	0-0	1	2	11	0	24
Williams	3-8	0-1	0-0	1	0	6	0	12
Long	0-1	0-0	0-0	1	0	0	1	11
Sanders	0-0	0-0	0-0	1	2	0	0	5
Fotso	0-2	0-0	0-0	3	3	0	0	12
Team				4				
TOTALS	27-62	4-15	3-4	29	18	61	9	200

#### MISSISSIPPI STATE (4-3)

Player	FG	3FG	FT	RB	PF	PT	A	Min
Rhodes	8-14	0-0	6-6	5	2	22	2	25
Varnado	1-1	0-0	0-0	7	1	2	1	24
Hansbrough	3-7	2-5	1-1	2	1	9	2	28
Stewart	5-6	2-3	2-2	5	1	14	2	36
Gordon	5-12	0-3	5-6	4	1	15	4	30
R. Johnson	0-0	0-0	0-0	0	0	0	0	5
Begley	0-0	0-0	0-0	0	0	0	0	1
Lupe	0-0	0-0	0-0	0	0	0	0	1
Bryant	0-0	0-0	0-0	0	0	0	0	1
Benock	1-3	0-1	0-0	2	0	2	1	9
B. Johnson	3-3	0-0	0-0	4	2	6	1	16
Augustus	0-0	0-0	3-5	1	1	3	0	4
Turner	1-5	0-3	0-0	1	0	2	0	11
Bolen	0-1	0-0	0-0	0	0	0	0	1
Bailey	1-2	0-0	1-3	3	1	3	0	8
Team				2				
TOTALS	28-54	4-15	18-23	36	10	78	13	200

Halftime: MSU 39, MUR 24. FG%: MSU 51.9%, MUR 43.5%. 3FG%: MSU 26.7%, MUR 26.7%. FT%: MSU 78.3%, MUR 75.0%. Turnovers: MSU 14 (B. Johnson 3), MUR 15 (K. Thomas, D. Thomas 3). Blocked Shots: MSU 7 (Varnado 3), MUR 4 (Williams 3). Steals: MSU 11 (Stewart 4), MUR 9 (Easley 3). Officials: Doug Simons, Joe Lindsay, Tim Clougherty. Attendance: 7,787.

## GAME #8 RECAP

### MSU 84, SOUTHEASTERN LOUISIANA 59 DEC. 8, 2007 • STARKVILLE, MS

In the midst of final exams within a three-game homestand, the Bulldogs claimed an 84-59 victory over Southeastern Louisiana at MSU's Humphrey Coliseum.

Well rested after having a week off from game competition, MState (5-3) built a double-digit lead over the visiting Lions (5-3) by the 11:41 mark of the opening period on a Barry Stewart 3-pointer. In limiting Southeastern to 37-percent shooting and owning a 22-13 advantage on the boards through the first 20 minutes of play, the Bulldogs maintained their double-figure cushion throughout the remainder of the half en route to opening up a comfortable 41-27 halftime lead.

SLU did manage to cut the deficit to single digits (48-39) five minutes into the second stanza, before Charles Rhodes helped MSU reclaim the momentum by scoring four of his 12 second-half points over the next minute to increase the margin back up to 13 points with 14:09 left. The Lions would not get any closer than 11 points the rest of the way, as MState went up by 20 points with 7:11 left and eventually built a 27-point cushion before settling for the 25-point triumph.

For the contest, the Bulldogs benefitted from a 39-24 rebounding advantage, while holding Southeastern Louisiana to just 1-of-11 shooting from beyond the arc. The win marked MSU's 23rd straight December home victory.

MSU's Jamont Gordon registered his fourth 20-point effort of the season with a game-high 25 points, while Rhodes finished with 16 points on 7-of-8 accuracy from the field. Both players also added a game-best seven rebounds apiece. Patrick Sullivan paced the visitors with 16 points on 6-of-8 field goals and 4-of-4 free throws.

#### SOUTHEASTERN LOUISIANA (5-3)

Player	FG	3FG	FT	RB	PF	PT	A	Min
Span	4-10	0-1	2-2	3	2	10	0	31
Nance	4-9	0-1	0-0	4	2	8	3	27
Sullivan	6-8	0-0	4-4	1	3	16	0	22
Green	2-9	0-4	3-3	2	0	7	2	30
Nicks	3-6	1-2	0-0	3	4	7	2	35
Dunbar	0-1	0-1	0-0	1	1	0	0	9
Arnold	4-9	0-2	1-2	2	1	9	0	23
Ndumba	0-2	0-0	2-4	5	3	2	0	18
Austin	0-0	0-0	0-0	1	1	0	0	5
Team				2				
TOTALS	23-54	1-11	12-15	24	17	59	7	200

#### MISSISSIPPI STATE (5-3)

Player	FG	3FG	FT	RB	PF	PT	A	Min
Rhodes	7-8	0-0	2-2	7	5	16	0	30
Varnado	4-6	0-0	0-0	3	5	8	0	17
Hansbrough	4-7	1-2	1-1	3	1	10	1	28
Stewart	2-6	2-5	0-0	1	1	6	2	30
Gordon	8-18	1-3	8-10	7	1	25	4	32
R. Johnson	0-1	0-1	1-2	0	0	1	1	6
Begley	0-0	0-0	0-0	0	0	0	0	1
Lupe	0-0	0-0	0-0	1	0	0	0	1
Bryant	1-1	0-0	0-0	0	0	2	0	1
Benock	1-4	1-3	0-0	4	0	3	1	14
B. Johnson	1-1	0-0	0-0	0	0	2	0	2
Augustus	3-5	2-2	0-0	6	1	8	0	11
Turner	0-2	0-2	1-2	0	1	1	0	12
Bolen	0-0	0-0	0-0	0	0	0	0	1
Bailey	1-2	0-0	0-2	4	0	2	1	14
Team				3				
TOTALS	32-61	7-18	13-19	39	15	84	10	200

Halftime: MSU 41, SLU 27. FG%: MSU 52.5%, SLU 42.6%. 3FG%: MSU 38.9%, SLU 9.1%. FT%: MSU 68.4%, SLU 80.0%. Turnovers: MSU 21 (Rhodes 5), SLU 22 (Span, Green 5). Blocked Shots: MSU 6 (Varnado 4), SLU 2 (Sullivan, Green 1). Steals: MSU 11 (Rhodes 3), SLU 11 (Nance 5). Officials: Doug Shows, Antinio Petty, Kevin Scott. Attendance: 7,719.

## GAME #9 RECAP

### MIAMI (FL) 64, MSU 58 DEC. 13, 2007 • STARKVILLE, MS

In closing out a three-game homestand, the Bulldogs had their 23-game winning streak in December home contests snapped by dropping a 64-58 decision to the unbeaten Miami Hurricanes at MSU's Humphrey Coliseum.

The visitors held the upper hand for the better part of the opening 15 minutes of the contest, going on top by as many as seven points on two different occasions. However, MState (5-4) went on a 10-2 run late in the half to take a five-point lead (28-23) with 1:23 remaining. Miami (9-0) responded by scoring the final two baskets of the period to cut the deficit to a single point (28-27) by the break.

Following six lead changes and two ties through the first six minutes of the second stanza, the Bulldogs reclaimed the lead at the 14:29 mark on a Jamont Gordon layup. MSU maintained the advantage for nearly the next dozen minutes and held a five-point lead (56-51) when Barry Stewart nailed his fifth 3-pointer of the night at the 5:29 mark. Despite State's two subsequent turnovers over the next two minutes of scoreless basketball, Charles Rhodes stepped to the line for a one-and-one opportunity with 3:36 left and failed to lengthen MSU's margin.

Instead, UM's Jack McClinton sandwiched his second and third 3-pointers over a two-minute stretch around a pair of Rhodes free throws to give the Hurricanes a two-point lead (60-58) with 1:26 remaining. After Dwayne Collins' two charity tosses gave Miami a four-point lead, Gordon couldn't convert on the front end of his one-and-one with 29 seconds left. Scoring 11 of his game-high 29 points (20 in the second half) over the game's final 3:22, McClinton sealed Miami's six-point road victory with a pair of free throws.

McClinton was the only Hurricane in double figures on the night, while Gordon and Stewart paced MSU with 18 points apiece. Gordon also added a game-best nine rebounds and five assists, while State's Jarvis Varnado established a new single-game school standard with 10 blocks.

#### MIAMI, FL (9-0)

Player	FG	3FG	FT	RB	PF	PT	A	Min
Graham	2-6	0-0	0-0	6	3	4	0	27
Asbury	2-7	0-2	4-4	6	0	8	2	32
King	2-11	0-0	1-2	7	1	5	1	26
Dews	3-9	3-7	0-0	3	3	9	2	33
McClinton	11-22	5-10	2-2	5	2	29	2	35
Hurdle	1-4	0-0	0-0	1	1	2	0	12
Rios	0-2	0-1	0-0	1	0	0	0	8
Collins	2-5	0-0	3-4	7	1	7	0	16
Hicks	0-0	0-0	0-0	2	1	0	1	11
Team				5				
TOTALS	23-66	8-20	10-12	43	12	64	8	200

#### MISSISSIPPI STATE (5-4)

Player	FG	3FG	FT	RB	PF	PT	A	Min
Rhodes	4-12	0-0	2-3	7	2	10	1	35
Varnado	4-6	0-0	0-0	7	2	8	1	31
Hansbrough	0-8	0-8	0-0	4	3	0	2	33
Stewart	6-12	5-9	1-2	4	1	18	1	37
Gordon	7-19	1-5	3-5	9	3	18	5	38
Benock	0-0	0-0	0-0	1	0	0	0	7
B. Johnson	1-1	0-0	0-0	2	2	2	0	14
Turner	1-3	0-2	0-0	0	1	2	0	5
Team				6				
TOTALS	23-61	6-24	6-10	40	14	58	10	200

Halftime: MSU 28, UM 27. FG%: MSU 37.7%, UM 34.8%. 3FG%: MSU 25.0%, UM 40.0%. FT%: MSU 60.0%, UM 83.3%. Turnovers: MSU 10 (Gordon 6), UM 9 (McClinton 4). Blocked Shots: MSU 12 (Varnado 10), UM 6 (Graham 4). Steals: MSU 4 (B. Johnson 2), UM 3 (Three with 1). Officials: Mike Stuart, Ed Corbett, Doug Simons. Attendance: 7,912.

## GAME #10 RECAP

### SOUTH ALABAMA 71, MSU 67 DEC. 15, 2007 • MOBILE, AL COORS CLASSIC

The visiting Bulldogs tipped off a week-long, road trip by letting a 13-point, second-half lead evaporate in dropping a 71-67 decision to South Alabama at the Mitchell Center in the nightcap of the ninth annual Coors Classic.

In a tightly contested opening 20 minutes of play, MState (5-5) held the advantage for the better part of the first half. However, South Alabama's Demetric Bennett put on a first-half clinic by scoring his team's first 20 points en route to a 25-point opening period. Despite his tremendous one-man performance, MSU still clung to a precarious two-point halftime lead (32-30).

After the two teams battled to within a three-point game for the opening five minutes of the second stanza, the Bulldogs seemed to take total control of the contest by going on a 17-6 run to build a 13-point advantage (57-44) midway through the half following a Phil Turner trey. However, back-to-back MSU miscues resulted in five quick points by the Jaguars (7-3) to cut the deficit to eight points in less than a minute.

Following a three-minute scoring drought by both teams, South Alabama continued its amazing comeback by going on a 13-0 run which turned a nine-point State lead (58-49) into a four-point USA advantage (62-58) by the 3:59 mark. Ben Hansbrough temporarily kept the Bulldogs from completely wilting by scoring MSU's next eight points, including a pair of 3-pointers.

After a Jamont Gordon free throw tied the game at 67-67 with 43 seconds left, the Jaguars' Ronald Douglas tipped in a Bennett miss. Gordon then came down and missed a layup, while Charles Rhodes couldn't convert on either free throw after getting fouled on the offensive rebound. Appropriately enough, Bennett sealed the USA victory with a pair of charity tosses.

Bennett stole the show with his phenomenal 39-point explosion, hitting a sizzling 14-of-17 shots from the field including all six three-point attempts, for the winners. Making his first collegiate start, Turner paced MState with 17 points.

#### MISSISSIPPI STATE (5-5)

Player	FG	3FG	FT	RB	PF	PT	A	Min
Gordon	1-14	0-6	5-8	13	3	7	5	35
Varnado	4-5	0-0	1-4	10	5	9	1	34
Hansbrough	5-13	4-10	2-2	5	2	16	1	34
Stewart	3-10	1-5	1-3	6	4	8	6	39
Turner	6-9	4-6	1-2	4	5	17	3	26
R. Johnson	0-1	0-1	0-0	0	0	0	0	1
Benock	0-2	0-2	0-0	0	1	0	0	8
Rhodes	4-7	0-0	2-5	4	3	10	0	21
Bailey	0-0	0-0	0-0	0	1	0	0	2
Team								
TOTALS	23-61	9-30	12-24	42	24	67	16	200

#### SOUTH ALABAMA (7-3)

Player	FG	3FG	FT	RB	PF	PT	A	Min
Coleman	3-7	0-0	3-5	12	3	9	1	36
Davis	1-7	0-0	1-4	4	5	3	1	19
Ford	0-1	0-1	0-0	0	1	0	2	15
Merritt	5-8	4-6	0-2	4	3	14	4	26
Bennett	14-17	6-6	5-7	8	0	39	1	38
Hayles	0-1	0-1	0-2	1	2	0	2	18
Tilford	2-9	0-3	0-0	1	1	4	5	29
P. Tabet	0-0	0-0	0-0	2	0	0	0	8
Douglas	1-3	0-0	0-1	3	4	2	1	11
Team								
TOTALS	26-53	10-17	9-21	39	20	71	17	200

Halftime: MSU 32, USA 30. FG%: MSU 37.7%, USA 49.1%. 3FG%: MSU 30.0%, USA 58.8%. FT%: MSU 50.0%, USA 42.9%. Turnovers: MSU 16 (Gordon 5), USA 18 (Merritt, Bennett 4). Blocked Shots: MSU 7 (Varnado 6), USA 1 (Davis 1). Steals: MSU 13 (Varnado, Hansbrough 3), USA 8 (Coleman, Bennett 3). Officials: Doug Simons, John Hampton, Mark Whitehead. Technicals: USA Bench. Attendance: 6,731.

## GAME #11 RECAP

### MSU 85, LOYOLA MARYMOUNT 54 DEC. 19, 2007 • LOS ANGELES, CA

In the midst of a week-long, three-game road swing, the Bulldogs claimed an 85-54 victory over Loyola Marymount at Gersten Pavilion.

After jumping out to a 14-5 lead six minutes into the game and building a double-digit advantage (21-10) by the 11:50 mark, MState (6-5) outscored the Lions (3-9), 12-2, over the final four minutes of the half to take a 40-22 halftime lead. Bouncing back from a season-low, seven-point effort (1-14 FGs) in his previous game at South Alabama, Jamont Gordon scored MSU's last 10 points of the opening period en route to a 15-point first half (5-6 FGs & 3-3 treys).

The MSU cushion reached 22 points (47-25) less than two minutes into the second stanza on another Gordon triple. The margin ballooned to 31 points (60-29) by the 15:21 mark and never dipped below 25 points the rest of the way. The Bulldogs shot 67 percent from the field in the second half en route to a season-best, 59-percent performance (34-58 FGs) for the contest.

In recording the team's largest winning margin on an opponent's home floor since the 1962-63 season (99-64 at LSU), MState also set single-game season highs for scoring margin (+31), field goals made (34), assists (25), blocks (12-tied) and steals (14). Defensively, MSU limited LMU to just 33-percent field goal shooting for the game and held a 46-32 advantage on the boards.

With four Bulldogs scoring in double figures, Gordon led the way with a game-high 25 points on 9-of-14 field goals and 5-of-7 treys. Charles Rhodes registered his third double-double of the season (14 pts/10 rebs), while Jarvis Varnado totalled a season-high 10 points (4-4 FGs) along with a Gersten Pavilion-record nine blocks. Shawn Deadwiler led LMU with 11 points.

#### MISSISSIPPI STATE (6-5)

Player	FG	3FG	FT	RB	PF	PT	A	Min
Rhodes	7-12	0-0	0-2	10	4	14	1	26
Varnado	4-4	0-0	2-6	6	4	10	1	20
Hansbrough	3-8	1-5	1-2	3	1	8	7	25
Stewart	4-8	2-5	0-2	5	1	10	5	25
Gordon	9-14	5-7	2-5	3	2	25	7	30
R. Johnson	3-5	0-2	0-1	3	1	6	2	11
Lupe	0-0	0-0	0-0	0	0	0	0	1
Benock	1-2	1-2	0-0	2	1	3	0	11
B. Johnson	1-1	0-0	0-0	6	1	2	0	15
Augustus	1-1	0-0	1-2	2	3	3	2	10
Turner	1-3	0-2	1-2	1	1	3	0	16
Bolen	0-0	0-0	0-0	0	0	0	0	1
Bailey	0-0	0-0	1-4	5	2	1	0	9
Team								
TOTALS	34-58	9-23	8-26	46	21	85	25	85

#### LOYOLA MARYMOUNT (3-9)

Player	FG	3FG	FT	RB	PF	PT	A	Min
Deric	1-6	0-1	0-0	2	2	2	0	19
Diederichs	0-3	0-0	0-0	1	2	0	3	22
Counts	2-5	2-4	1-2	1	3	7	1	27
Deadwiler	2-6	0-3	7-7	3	0	11	5	29
Johnson	2-7	1-3	1-2	2	5	6	0	21
Craig	1-4	0-0	0-2	1	4	2	1	11
Sweezy	3-5	0-0	4-6	5	1	10	0	9
Kanne	0-2	0-0	0-0	0	0	0	0	4
Sutton	2-3	0-0	0-0	2	1	4	0	12
Walker	0-3	0-1	0-0	6	3	0	2	20
Ziri	5-10	0-3	0-1	1	0	10	1	19
Maynard	1-3	0-0	0-0	2	2	2	0	7
Team								
TOTALS	19-57	3-15	13-20	32	23	54	13	200

Halftime: MSU 40, LMU 22. FG%: MSU 58.6%, LMU 33.3%. 3FG%: MSU 39.1%, LMU 20.0%. FT%: MSU 30.8%, LMU 65.0%. Turnovers: MSU 22 (B. Johnson 5), LMU 23 (Sutton 5). Blocked Shots: MSU 12 (Varnado 9), LMU 0. Steals: MSU 14 (Four with 3), LMU 13 (Ziri 5). Officials: Tony Greene, Anthony Jordan, Ron Groover. Attendance: 1,005.

## GAME #12 RECAP

### MSU 95, A&M-CORPUS CHRISTI 70 DEC. 21, 2007 • CORPUS CHRISTI, TX

The Bulldogs concluded their week-long, three-game road swing and closed out their pre-Christmas slate by registering a 95-70 victory over Texas A&M-Corpus Christi at the American Bank Center.

With the visitors coasting to the 25-point road triumph, MSU head coach Rick Stansbury passed his former mentor Richard Williams for sole possession of first place on the school's all-time list with 192 career coaching victories.

A hot-shooting A&M-Corpus Christi club (2-7) bolted to an early six-point lead (15-9) six minutes into the contest, before MState (7-5) went on an 11-2 run over the next four minutes to take a three-point lead (20-17) midway through the opening period. Following a third and fourth tie of the half, MSU's Phil Turner supplied instant offense off the Bulldog bench by scoring 11 straight points for the visitors to give them a six-point advantage (31-25) by the 8:20 mark. Jamont Gordon sank a pair of free throws with no time remaining on the game clock to put the Bulldogs up by 11 points (51-40) at the intermission.

MState maintained its offensive efficiency and picked up its defensive intensity in the second stanza. Hitting 52 percent from the field, while holding the Islanders to just 29 percent shooting during the closing period, the Bulldogs didn't let up in the second half. After stretching the margin to as many as 28 points, MSU headed home for Christmas with the 25-point win.

Charles Rhodes recorded his second straight double-double and fourth of the year with game-high totals of 26 points and 10 rebounds for the winners. Barry Stewart added 19 points on 6-of-8 shooting for the Bulldogs. Kevin Perkins led Texas A&M-Corpus Christi with 19 points.

#### MISSISSIPPI STATE (7-5)

Player	FG	3FG	FT	RB	PF	PT	A	Min
Rhodes	10-16	0-0	6-9	10	2	26	1	33
Varnado	1-9	0-1	0-0	7	2	2	1	24
Hansbrough	3-7	1-4	0-0	6	1	7	1	20
Stewart	6-8	2-3	5-7	2	1	19	4	36
Gordon	4-8	0-1	5-6	2	2	13	5	24
R. Johnson	2-2	2-2	0-0	2	0	6	1	8
Lupe	0-0	0-0	0-0	0	0	0	0	1
Benock	1-1	1-1	0-0	0	3	3	3	13
B. Johnson	0-1	0-0	0-2	4	4	0	0	12
Augustus	0-1	0-1	0-0	0	0	0	0	4
Turner	4-5	3-3	2-2	3	1	13	2	16
Bolen	0-0	0-0	1-2	1	0	1	0	2
Bailey	1-5	0-0	3-4	5	3	5	0	7
Team								
TOTALS	32-63	9-16	22-32	44	19	95	18	200

#### TEXAS A&M-CORPUS CHRISTI (2-7)

Player	FG	3FG	FT	RB	PF	PT	A	Min
Reynolds	6-15	3-3	3-4	8	4	18	0	28
Jackson	1-4	0-1	0-0	5	2	2	0	28
Daniels	1-3	1-2	0-0	3	4	3	3	26
Perkins	7-11	2-3	3-3	2	3	19	1	29
Green	1-9	1-5	4-6	1	2	7	3	27
Taylor	0-0	0-0	0-0	0	0	0	0	2
Slatnick	0-0	0-0	0-0	0	0	0	0	1
Bond	0-1	0-0	0-1	1	3	0	1	9
Shorter	0-0	0-0	0-0	0	0	0	2	8
Bullard	4-9	3-7	2-2	1	1	13	0	21
Watt	1-3	1-3	5-6	5	2	8	0	20
Topps	0-0	0-0	0-0	0	1	0	0	1
Team								
TOTALS	21-55	11-24	17-22	29	22	70	10	200

Halftime: MSU 51, TAMUCC 40. FG%: MSU 50.8%, TAMUCC 38.2%. 3FG%: MSU 56.3%, TAMUCC 45.8%. FT%: MSU 68.8%, TAMUCC 77.3%. Turnovers: MSU 10 (Stewart 2), TAMUCC 14 (Daniels, Shorter 3). Blocked Shots: MSU 6 (B. Johnson 3), TAMUCC 6 (Reynolds 3). Steals: MSU 8 (Gordon, Turner 2), TAMUCC 0. Officials: Tom Eades, Mike Thibodeaux, Jeff Smith. Attendance: 2,051.

## GAME #13 RECAP

### MSU 87, MISSOURI 75

DEC. 30, 2007 • STARKVILLE, MS

The Bulldogs wrapped up their regular-season, non-conference home slate by claiming an 87-75 victory over the Big 12's Missouri Tigers at MSU's Humphrey Coliseum.

Sparked by an impressive first-half shooting performance by Matt Lawrence, Missouri (9-5) opened up a six-point lead (20-14) by the 11:50 mark of the opening period. Playing without all-SEC senior forward Charles Rhodes (sprained left ankle), the Bulldogs (8-5) came to life and went on a 21-5 streak to take a 10-point advantage (35-25) with 4:42 remaining in the half.

Lawrence's fourth 3-pointer of the half (in five attempts) paved the way for nine unanswered Mizzou points to cut the deficit to a point (35-34). However, State's Barry Stewart and Ben Hansbrough connected on consecutive treys to put the Bulldogs back up by seven points (41-34) before settling for a three-point halftime lead (41-38).

After the visiting Tigers knotted up the game at 41-41 within the opening seconds of the second stanza, the Bulldogs went on a 15-3 run to go up by a dozen points (56-44) by the 14:33 mark. However, Missouri fought back and outscored the home team, 16-3, over the next five minutes and claimed a brief one-point lead (60-59) after a second straight 3-pointer by Stefhon Hannah.

A former Mr. Basketball for the state of Missouri during his prep playing days, Hansbrough temporarily stopped the visiting team's momentum with a key 3-pointer with 8:42 left. A Stewart trey and a tip-in by Jamont Gordon later gave the Bulldogs a 73-66 lead at the 3:30 mark. Clutch 10-of-12 free-throw shooting down the stretch sealed MState's third straight victory.

Stewart posted new career highs in points (24) and assists (7), while Gordon added 20 points, eight rebounds and five assists for the winners. MU's Matt Lawrence finished the contest with a game-high 28 points on 10-of-15 field-goal shooting and 6-of-11 accuracy from beyond the arc.

#### MISSOURI (9-5)

Player	FG	3FG	FT	RB	PF	PT	A	Min
Carroll	5-9	0-1	2-4	4	5	12	1	32
Lyons	1-6	0-1	1-4	2	1	3	1	13
Hannah	5-12	3-7	4-6	2	5	17	7	23
Horton	0-2	0-1	0-0	2	3	0	4	24
M. Lawrence	10-15	6-11	2-2	6	3	28	1	36
K. Lawrence	1-5	0-1	0-0	1	1	2	2	16
Tiller	0-2	0-1	2-2	4	3	2	2	22
Brown	3-7	0-2	0-0	3	2	6	0	15
Safford	2-3	0-1	0-1	4	1	4	0	9
Volkus	0-0	0-0	0-0	1	1	0	0	2
Butterfield	0-1	0-1	1-2	1	4	1	1	8
Team				3				

TOTALS 27-62 9-27 12-21 33 29 75 19 200

#### MISSISSIPPI STATE (8-5)

Player	FG	3FG	FT	RB	PF	PT	A	Min
Gordon	8-17	0-4	4-5	8	3	20	5	38
Varnado	4-6	0-0	1-4	8	3	9	0	23
Hansbrough	4-8	2-5	5-8	8	5	15	4	38
Stewart	8-14	3-7	5-5	4	3	24	7	38
Turner	4-10	0-3	4-6	10	2	12	2	34
R. Johnson	2-3	0-1	0-0	0	0	4	0	7
Benock	0-1	0-1	1-2	0	0	1	0	3
B. Johnson	1-1	0-0	0-0	2	2	2	0	13
Augustus	0-0	0-0	0-0	0	0	0	0	2
Bailey	0-0	0-0	0-0	0	1	0	0	4
Team				3				

TOTALS 31-60 5-21 20-30 43 19 87 18 200

Halftime: MSU 41, MU 38. FG%: MSU 51.7%, MU 43.5%. 3FG%: MSU 23.8%, MU 33.3%. FT%: MSU 66.7%, MU 57.1%. Turnovers: MSU 14 (Gordon, Stewart 3), MU 12 (Five with 2). Blocked Shots: MSU 7 (Varnado 5), MU 3 (Three with 1). Steals: MSU 5 (Stewart, Turner 2), MU 6 (Carroll, Hannah 2). Officials: Duke Edsall, Terry Moore, Donnee Gray. Attendance: 8,249.

## GAME #14 RECAP

### MSU 77, LAFAYETTE 53

JAN. 5, 2008 • JACKSON, MS

The Bulldogs concluded the non-conference portion of their regular-season slate by posting a 77-53 victory over Lafayette College at Jackson's Mississippi Coliseum.

The 24-point win extended MState's season-best winning streak to four consecutive games and marked the team's eighth straight hoops triumph (6-0 under Rick Stansbury) in Mississippi's capital city dating back to the 1985-86 campaign.

In this year's contest against one of the nation's leading three-point shooting teams, MSU (9-5) built a double-digit lead (17-7) eight minutes into the contest. The Bulldogs' cushion increased to as many as 21 points (34-13) by the 5:29 mark, but the visiting Leopards (8-6) by way of Easton, Pa., managed to cut the deficit to a dozen points (37-25) by halftime.

Lafayette came out of the locker room to score the first seven points of the second stanza and would later narrow the gap to just four points (44-40) on a layup by Bilal Abdullah at the 15:36 mark. However, MState would come alive to tally 10 unanswered points to go back up by 14 points (54-40) midway through the period.

The Leopards would trim the margin to single digits one last time (55-46) at the 7:50 mark, but the Bulldogs responded with 12 straight points this time to mount as much as a 29-point bulge before settling with the 24-point victory.

Entering the contest ranked third in the NCAA in made 3-pointers per game (11.2/gm) and sixth in three-point percentage (.426), Lafayette was held to just 6-of-25 shooting (.240) from beyond the arc and only 26.4 percent (19-of-72 FGs) overall from the field in the contest.

Ben Hansbrough paced MSU with 17 points, while Jarvis Varnado had his second career double-double with a career-high 16 points and 12 rebounds. Abdullah led all scorers with 21 points.

#### LAFAYETTE (8-6)

Player	FG	3FG	FT	RB	PF	PT	A	Min
Schmidt	5-9	0-0	0-0	5	2	10	0	19
Betley	2-7	1-2	1-2	8	4	6	0	25
Gruner	2-9	0-2	0-0	6	2	4	3	24
Brown	1-9	1-7	0-0	0	1	3	2	28
Abdullah	5-15	4-9	7-10	3	3	21	2	33
Cummins	0-3	0-2	0-0	2	0	0	0	7
Wheeler	0-0	0-0	0-0	0	0	0	0	4
Kari	1-4	0-1	1-2	2	1	3	0	11
Visockas	1-3	0-1	0-0	3	0	2	0	12
Benbow	0-1	0-1	0-0	2	0	0	1	5
Mintz	1-3	0-0	0-0	1	0	2	0	6
Detmer	0-4	0-0	0-1	2	2	0	0	18
Koltun	1-5	0-0	0-0	6	2	2	0	8
Team				4				

TOTALS 19-72 6-25 9-15 44 17 53 8 200

#### MISSISSIPPI STATE (9-5)

Player	FG	3FG	FT	RB	PF	PT	A	Min
Gordon	6-19	1-4	2-2	7	1	15	7	33
Varnado	5-5	0-0	6-9	12	1	16	0	26
Hansbrough	6-10	5-8	0-0	4	1	17	4	33
Stewart	2-8	1-5	1-2	3	2	6	1	32
Turner	2-6	1-4	3-4	8	4	8	1	28
R. Johnson	5-6	1-2	0-0	3	2	11	0	14
Begley	0-0	0-0	0-0	0	0	0	0	2
lupe	0-0	0-0	0-0	1	0	0	0	2
Benock	0-3	0-2	0-0	0	0	0	2	9
B. Johnson	1-1	0-0	2-2	4	2	4	0	11
Augustus	0-1	0-1	0-0	1	0	0	0	2
Bolen	0-1	0-1	0-0	0	0	0	0	3
Bailey	0-2	0-0	0-2	2	1	0	0	5
Team				3				

TOTALS 27-62 9-27 14-21 48 14 77 15 200

Halftime: MSU 37, LC 25. FG%: MSU 43.5%, LC 26.4%. 3FG%: MSU 33.3%, LC 24.0%. FT%: MSU 66.7%, LC 60.0%. Turnovers: MSU 17 (Gordon 6), LC 16 (Betley, Detmer 5). Blocked Shots: MSU 10 (Varnado 5), LC 4 (Abdullah 3). Steals: MSU 8 (B. Johnson 2), LC 9 (Schmidt 3). Officials: Ted Valentine, Bert Smith, Mike Nance. Attendance: 3,044.

## GAME #15 RECAP

### MSU 61, LSU 39

JAN. 9, 2008 • BATON ROUGE, LA

The Bulldogs opened up conference play with a stout defensive effort by claiming a convincing 61-39 road victory over the short-handed LSU Tigers at the Pete Maravich Assembly Center.

Following an early 2-2 tie one minute into the game, MState (10-5, 1-0) went on a 13-2 spurt to take an 11-point lead (15-4) by the 13:10 mark of the opening period. Playing without the injured tandem of Tasmin Mitchell and Chris Johnson, the Tigers (7-8, 0-1) managed to cut a 12-point deficit late in the period in half as Marcus Thornton bombed in back-to-back 3-pointers within the final minute to bring the home team back to within a six-point margin (25-19) by the intermission.

After Anthony Randolph's three-point play tipped off second-half play to pull the Tigers to within three points, LSU then went nearly six minutes without scoring. In making another 13-2 run over a seven-minute span, the Bulldogs reclaimed their double-digit lead in which they would never again relinquish.

After being held to just seven first-half field goals on only 23 percent shooting, the Tigers fell off that pace in the closing 20 minutes by again hitting only seven shots in 36 second-half attempts for a frigid 19 percent. With the Bulldogs connecting on 54 percent of their second-half attempts and owning a 27-19 advantage on the boards in the half, MSU would easily secure its third straight series win over LSU.

In addition to winning in Baton Rouge for consecutive years for the first time in a decade, MState allowed the fewest points to an SEC opponent since dropping a 38-36 overtime decision to Auburn during the pre-shot clock era of the 1982 SEC Tournament.

With MSU still without injured all-SEC forward Charles Rhodes, Jarvis Varnado stepped up to record a second straight double-double with 13 points and a career-high 17 rebounds to go along with seven blocks. Held to just 14 total field goals as a team on only 21 percent shooting, LSU was led by Thornton's dozen points.

#### MISSISSIPPI STATE (10-5, 1-0)

Player	FG	3FG	FT	RB	PF	PT	A	Min
Gordon	5-13	1-4	2-3	6	2	13	1	37
Varnado	6-10	0-0	1-4	17	2	13	0	25
Hansbrough	3-7	1-5	0-0	7	3	7	4	30
Stewart	2-6	1-4	6-8	6	3	11	5	35
Turner	2-6	0-2	0-0	3	3	4	1	34
R. Johnson	3-4	0-1	0-0	3	0	6	0	12
Begley	0-0	0-0	0-0	0	0	0	0	1
lupe	0-0	0-0	0-0	1	0	0	0	1
Benock	1-1	1-1	0-0	0	0	3	0	8
B. Johnson	0-0	0-0	0-0	0	1	0	0	9
Augustus	1-2	0-1	0-0	0	0	2	0	1
Bolen	0-0	0-0	0-0	2	0	0	0	1
Bailey	1-1	0-0	0-2	1	1	2	0	6
Team				1				

TOTALS 24-50 4-18 9-17 47 15 61 11 200

#### LSU (7-8, 0-1)

Player	FG	3FG	FT	RB	PF	PT	A	Min
Randolph	4-13	0-0	2-5	9	3	10	0	26
M. Thornton	2-14	2-6	6-6	7	1	12	0	33
Spencer	0-6	0-4	0-0	2	0	0	0	19
Martin	2-11	0-4	0-0	1	2	4	2	26
Temple	2-7	0-1	0-0	3	2	4	1	37
Mason	3-9	0-0	1-2	3	3	7	0	29
Green	1-2	0-0	0-0	0	1	2	0	12
Farrer	0-4	0-2	0-0	4	1	0	1	15
Q. Thornton	0-0	0-0	0-0	0	1	0	0	3
Team				7				

TOTALS 14-66 2-17 9-13 36 14 39 4 200

Halftime: MSU 25, LSU 19. FG%: MSU 48.0%, LSU 21.2%. 3FG%: MSU 22.2%, LSU 11.8%. FT%: MSU 52.9%, LSU 69.2%. Turnovers: MSU 17 (Gordon, Bailey 3), LSU 9 (Temple 3). Blocked Shots: MSU 10 (Varnado 7), LSU 4 (Randolph 2). Steals: MSU 5 (Turner 2), LSU 6 (Mason 3). Officials: Mike Stuart, Rick Hartzell, Antinio Petty. Attendance: 7,843.

## GAME #16 RECAP

### MSU 60, GEORGIA 49

JAN. 12, 2008 • STARKVILLE, MS

The homestanding Bulldogs notched their sixth consecutive victory of the season by successfully opening up their SEC home slate with a 60-49 win over the Bulldogs of Georgia at MSU's Humphrey Coliseum.

MState (11-5, 2-0) scored the game's first seven points and later still led by six points (16-10) with 7:12 remaining in the low-scoring first half of play. Georgia (9-5, 0-1) claimed its first lead of the contest at 22-20 with 3:19 left following back-to-back driving layups by Sundiata Gaines and a jumper by Corey Butler. MSU countered with dunks by all-SEC standouts Charles Rhodes and Jamont Gordon to take back a 27-24 advantage heading into halftime.

After Butler opened the second stanza with consecutive jumpers to put UGA back on top by a single point (28-27), MState went on an 18-2 run over the next seven minutes to break out to a 15-point cushion (45-30) by the 11:23 mark. Georgia responded by scoring nine unanswered points within a four-minute span to cut the deficit to a half-dozen points (45-39) with 7:42 remaining.

A Riley Benock 3-pointer at the 5:21 mark ended a six-minute scoring drought by MSU. State would go on to build an 11-point margin (50-39) before Georgia scored five straight points to pull to within six points (50-44) again with 1:55 left. A Terrance Woodbury 3-pointer with 49 seconds remaining would bring UGA to within a half-dozen points (53-47) one last time before the home team connected on 7-of-8 charity tosses over the final 43 seconds to seal the 11-point triumph and give MState its ninth win in 10 SEC home openers during the Rick Stansbury era.

In setting a new school record with 16 blocks on the day (10 by Jarvis Varnado), MSU held its third straight opponent to less than 30 percent shooting as UGA struggled with 16-of-65 (24.6%) from the field and just 3-of-17 (18%) from the arc.

Gordon and Gaines had 15 points apiece to lead the respective teams. Varnado added nine points and nine rebounds for the winners.

#### GEORGIA (9-5, 0-1)

Player	FG	3FG	FT	RB	PF	PT	A	Min
Woodbury	1-10	1-4	3-4	4	4	6	1	23
Bliss	1-3	0-0	0-0	4	2	2	0	21
Gaines	5-18	1-6	4-7	6	4	15	1	33
Butler	4-7	0-1	1-2	5	3	9	2	31
Humphrey	1-8	1-3	2-3	7	5	5	1	36
Barnes	0-1	0-0	0-0	2	1	0	0	4
Swansey	1-5	0-2	0-0	2	1	2	1	15
Brewer	0-2	0-1	0-0	3	0	0	0	8
Jackson	1-2	0-0	0-0	2	0	2	0	10
Price	2-9	0-0	4-6	3	1	8	0	19
Team				6				
TOTALS	16-65	3-17	14-22	44	21	49	6	200

#### MISSISSIPPI STATE (11-5, 2-0)

Player	FG	3FG	FT	RB	PF	PT	A	Min
Gordon	6-12	0-3	3-3	9	3	15	2	33
Varnado	4-5	0-0	1-1	9	3	9	0	21
Hansbrough	2-6	1-3	1-2	2	3	6	2	36
Stewart	3-13	0-5	3-5	5	4	9	2	36
Turner	2-7	2-6	1-2	9	3	7	2	37
R. Johnson	0-2	0-1	0-0	1	0	0	0	6
Benock	1-2	1-2	3-4	1	0	6	1	10
B. Johnson	0-1	0-0	0-0	1	0	0	1	9
Rhodes	4-5	0-0	0-2	3	1	8	0	12
Team				1				
TOTALS	22-53	4-20	12-19	41	17	60	10	200

Halftime: MSU 27, UGA 24. FG%: MSU 41.5%, UGA 24.6%. 3FG%: MSU 20.0%, UGA 17.6%. FT%: MSU 63.2%, UGA 63.6%. Turnovers: MSU 16 (Three with 4), UGA 14 (Gaines, Price 3). Blocked Shots: MSU 16 (Varnado 10), UGA 1 (Jackson 1). Steals: MSU 6 (Stewart, Turner 2), UGA 11 (Humphrey 4). Officials: J.B. Caldwell, John Hampton, Mark Whitehead. Attendance: 8,713.

## GAME #17 RECAP

### MSU 69, KENTUCKY 64

JAN. 15, 2008 • STARKVILLE, MS

The homestanding Bulldogs moved to 3-0 in SEC play for the first time since 1993-94 with a 69-64 home triumph over the Kentucky Wildcats in front of an ESPN viewing audience at MSU's Humphrey Coliseum.

After battling through five lead changes during the opening seven minutes of play, MState (12-5, 3-0) grabbed a six-point lead (22-16) following a Charles Rhodes dunk at the 9:13 mark of the opening period. The Bulldogs' lead grew to 10 points by the closing minutes of the half, but Kentucky (7-8, 1-1) scored the final five points of the first half to trim the deficit in half (32-27) by the halftime buzzer.

MSU seemingly regained control of the contest during the opening 10 minutes of the second stanza, building as much as a 12-point cushion (45-33) following a 3-pointer by Phil Turner at the 14:58 mark. Aided by some poor second-half free throw shooting by MSU and back-to-back Bulldog turnovers around the 5:00 mark, the Wildcats managed to get to within three points (56-53) after a Ramel Bradley layup with 5:01 left.

The Bulldogs regrouped and kept plugging away at the charity stripe to eventually go back up by eight points (65-57) after a 1-for-2 trip to the line by Rhodes with 30 seconds remaining. However, an MSU miscue sandwiched between four straight free throws by UK's Bradley followed by a Joe Crawford 3-pointer made it a two-point contest with nine seconds left in the game. Though he struggled from the field (2-of-11 FGs & 0-of-5 treys) on the night, State's Barry Stewart came through in the clutch by hitting 3-of-4 free throws over the final five seconds to give the Bulldogs their seventh straight win of the season.

Jarvis Varnado over-shadowed Jamont Gordon's game-high 24 points by recording the third triple-double in school history with 10 points, 12 rebounds and a school record-tying 10 blocks. MSU had 15 blocks to mark the fourth straight game in double digits. UK guards Bradley and Crawford tallied 22 and 20 points, respectively.

#### KENTUCKY (7-8, 1-1)

Player	FG	3FG	FT	RB	PF	PT	A	Min
Harris	1-3	0-1	0-0	4	3	2	1	38
Coury	1-6	0-0	1-2	3	2	3	1	20
Patterson	4-11	0-0	2-2	3	3	10	0	36
Bradley	6-17	2-10	8-8	4	2	22	4	40
Crawford	8-19	4-8	0-0	5	4	20	5	39
Krebs	0-0	0-0	0-0	1	0	0	0	1
Porter	1-1	1-1	0-0	0	1	3	0	2
Stewart	0-0	0-0	0-0	1	0	0	0	1
Stevenson	2-3	0-0	0-0	7	5	4	1	23
Team				5				
TOTALS	23-60	7-20	11-12	33	20	64	12	200

#### MISSISSIPPI STATE (12-5, 3-0)

Player	FG	3FG	FT	RB	PF	PT	A	Min
Rhodes	5-8	0-0	2-4	3	0	12	2	30
Varnado	3-5	0-0	4-10	12	2	10	1	36
Stewart	2-11	0-5	5-8	4	3	9	4	35
Turner	4-10	3-8	0-0	4	1	11	1	33
Gordon	7-11	5-7	5-9	9	3	24	5	36
R. Johnson	0-3	0-2	0-0	1	0	0	0	6
Begley	0-0	0-0	0-0	0	0	0	0	1
Benock	0-0	0-0	0-0	1	1	0	0	11
B. Johnson	1-2	0-0	0-0	2	1	2	0	9
Bailey	0-1	0-0	1-2	1	2	1	0	3
Team				3				
TOTALS	22-51	8-22	17-33	40	13	69	13	200

Halftime: MSU 32, UK 27. FG%: MSU 43.1%, UK 38.3%. 3FG%: MSU 36.4%, UK 35.0%. FT%: MSU 51.5%, UK 91.7%. Turnovers: MSU 13 (Stewart 5), UK 10 (Bradley 5). Blocked Shots: MSU 15 (Varnado 10), UK 5 (Harris, Stevenson 2). Steals: MSU 2 (Rhodes, Stewart), UK 7 (Bradley 4). Technicals: UK (Team). Officials: Doug Shows, Anthony Jordan, Rick Crawford. Attendance: 9,862.

## GAME #18 RECAP

### MSU 66, ALABAMA 56

JAN. 19, 2008 • TUSCALOOSA, AL

The visiting Bulldogs stretched their overall winning streak to eight consecutive games and SEC win string to four straight contests with a 66-56 victory over Alabama at Coleman Coliseum.

During an opening 20 minutes of play which featured five lead changes and four ties, MState (13-5, 4-0) owned the advantage for the majority of the first half. After the visitors led by as many as six points (14-8) four minutes into the game and then later owned a five-point margin (25-20) with 5:37 left, the Crimson Tide (11-8, 0-4) took a brief one-point lead (28-27) on a pair of Alonzo Gee free throws with 1:52 remaining.

However, the Bulldogs capped off a 7-of-14 first-half shooting performance from beyond the three-point arc with back-to-back treys by Riley Benock and Ben Hansbrough over the final minute to give MSU a 33-28 halftime advantage.

Following a made trey by Bama's Mykal Riley to open the second-half scoring, Jamont Gordon answered with a 3-pointer of his own to ignite a 9-0 State run. Midway through the half, the Tide scored seven unanswered points to cut the deficit to four points (52-48) with 8:21 left in the contest. MState's Barry Stewart responded with a clutch 3-pointer from the corner to halt the Bama run.

Four minutes later, Senario Hillman converted a three-point play to once again narrow the gap to four points (59-55) with 3:58 left to play. Back-to-back buckets by Gordon and Jarvis Varnado put the visitors back up by eight points with 2:06 left on the clock. MSU held Alabama to a single point over the game's final four minutes to win in Tuscaloosa for the first time since 2003-04 and prevail by double digits at Coleman Coliseum for the first time since 1989-90.

As a team, the Bulldogs drilled a season-high 12 three-point field goals (in 26 attempts), while the Tide struggled with 2-of-14 shooting from beyond the arc. Gordon hit for a game-high 24 points for the second straight contest en route to earning SEC Player of the Week and national honors by FOX Sports and *The Sporting News*. Stewart followed with 16 points for the winners. Richard Hendrix paced Alabama with 21 points.

#### MISSISSIPPI STATE (13-5, 4-0)

Player	FG	3FG	FT	RB	PF	PT	A	Min
Rhodes	2-7	0-1	1-2	9	2	5	0	31
Varnado	2-4	0-0	0-2	6	4	4	0	21
Stewart	6-11	3-5	1-2	1	3	16	3	35
Turner	1-5	1-4	0-0	2	2	3	3	28
Gordon	10-17	4-8	0-1	4	3	24	5	34
R. Johnson	0-0	0-0	2-4	1	0	2	1	2
Hansbrough	3-8	3-7	0-2	1	1	9	0	25
Benock	1-1	1-1	0-0	0	0	3	1	4
B. Johnson	0-1	0-0	0-0	2	2	0	0	7
Bailey	0-0	0-0	0-0	4	3	0	0	13
Team				4				
TOTALS	25-54	12-26	4-13	34	20	66	13	200

#### ALABAMA (11-8, 0-4)

Player	FG	3FG	FT	RB	PF	PT	A	Min
Jemison	3-6	0-1	2-4	6	3	8	2	35
Hendrix	8-10	0-0	5-8	6	3	21	4	36
Riley	2-9	1-6	0-0	7	4	5	4	35
Pickett	1-4	0-2	0-0	1	0	2	1	28
Gee	2-9	0-3	6-9	4	1	10	2	30
Torrance	1-1	0-0	0-0	1	0	2	2	6
Hollinger	1-2	1-2	0-2	0	0	3	1	13
Hillman	2-2	0-0	1-1	0	2	5	0	15
Coleman	0-0	0-0	0-0	0	0	0	0	1
Knox	0-1	0-0	0-0	1	1	0	0	1
Team				3				
TOTALS	20-44	2-14	14-24	29	14	56	16	200

Halftime: MSU 33, UA 28. FG%: MSU 46.3%, UA 45.5%. 3FG%: MSU 46.2%, UA 14.3%. FT%: MSU 30.8%, UA 58.3%. Turnovers: MSU 12 (Gordon 4), UA 17 (Hendrix 7). Blocked Shots: MSU 3 (Three with 1), UA 7 (Hendrix 3). Steals: MSU 7 (Varnado 3), UA 7 (Riley 3). Officials: Tom Eades, John Hampton, Tracy Woodson. Attendance: 11,290.



## MISSISSIPPI STATE HEAD BASKETBALL COACH RICK STANSBURY

Now in his 10th season as head coach of the Mississippi State Bulldogs, Rick Stansbury surpassed his former mentor **Richard Williams** to become the all-time winningest basketball coach in school history with MSU's 95-70 road victory over Texas A&M-Corpus Christi on Dec. 21. Stansbury previously spent eight seasons on Williams' State staff prior to being named his successor in 1998.

In his 19th season overall with the MSU hoops program, Stansbury has now been associated with 11 postseason tournament teams (7 NCAA & 4 NIT), two SEC Tournament title clubs and six regular-season league/divisional championship squads. With a 10-year head coaching record of 198-109 (.645), Stansbury presently ranks 18th among the all-time winningest SEC men's basketball coaches by percentage as well as standing 21st all-time in the league by victories.

During his 10 seasons at the Mississippi State helm, Stansbury has doubled the school's all-time postseason tournament appearances from seven to 14 with four consecutive NCAA Tournament berths (2002-05) along with last year's third NIT showing (2007, '01 & '99). With six 20-win seasons under Stansbury's guidance, MSU has also claimed an overall SEC championship (2004), three SEC West crowns (2007, '04 & '03) and an SEC Tournament title (2002) over the past six seasons.

With his 2006-07 MSU team securing the school's seventh postseason tournament appearance (4 NCAA & 3 NIT) in his first nine seasons at the State helm, Stansbury most recently guided the 21-14 Bulldogs to a berth in last year's NIT Semifinals as well as a third SEC West title in the last five years.

Three years ago in 2004-05, Stansbury further extended all-time school marks by directing the 23-11 Bulldogs to a fourth consecutive NCAA Tournament appearance as well as a fourth straight 20-win season. Prior to the current decade, the Bulldogs had neither previously reached 20 wins in three straight seasons, made four consecutive postseason tournaments nor earned three straight NCAA Tournament berths in the program's basketball history.

During the 2003-04 season, Stansbury guided State to its first outright SEC title since 1962-63 with a 14-2 league mark en route to posting a 26-4 overall record (12-0 on the road) and earning a school-first third straight NCAA Tournament appearance. In doing so, Stansbury was named The Associated Press SEC Coach of the Year, while earning district coaching honors from both the National Association of Basketball Coaches and United States Basketball Writers Association. He piloted the 21-10 Bulldogs to an NCAA Tournament berth in 2002-03 after advancing to the title game of the SEC Tournament for a second consecutive year.

In his rookie season at the Bulldog helm (1998-99), Stansbury became the school's all-time winningest first-year head basketball coach (20-13). During the 2001-02 season, he directed MSU to a school-record 27 wins, including an SEC Tournament title and NCAA appearance.

Previously as an eight-year assistant/associate head coach on Williams' staff, Stansbury played an integral role in helping guide Mississippi State University to three NCAA Tournaments, including a Final Four berth in 1996 and Sweet 16 showing in 1995, one NIT appearance (1994), one SEC Tournament title (1996), one regular-season SEC overall co-championship (1991), and back-to-back SEC Western Division crowns in 1995 and 1996.

Prior to his move to Starkville, Stansbury served a six-year stint (1985-90) as an assistant coach at Austin Peay State. Born in Louisville, Ky., and raised in Brandenburg, Ky., he is a 1982 graduate of Campbellsville (Ky.) College and was inducted into his alma mater's Athletic Hall of Fame in 2003. Stansbury then went on to earn a master's degree in 1984 from Cumberland (Ky.) College. Stansbury, 48, is married to the former Meo Mellen of Roanoke, Va., and they are the proud parents of three sons - Isaac, 8, Noah, 5, and Luke, 3.

### RICK STANSBURY'S CAREER RECORD AS AN ASSISTANT COACH

<u>Season (School)</u>	<u>W-L</u>	<u>Pct.</u>	<u>Postseason Highlights</u>	<u>Conference Highlights</u>
1981-82 (Campbellsville)	12-13	.480		
1983-84 (Cumberland)	31-5	.861	NAIA Tourney (2nd Round)	Won KMAC Tourney championship
<b>2-year NAIA totals</b>	<b>43-18</b>	<b>.705</b>	<b>Also helped Campbellsville to NAIA Tourney as a senior (1980-81)</b>	
1984-85 (Austin Peay)	8-19	.296		
1985-86 (Austin Peay)	14-14	.500		
1986-87 (Austin Peay)	20-12	.625	NCAA Tourney (2nd Round)	Won OVC Tourney championship
1987-88 (Austin Peay)	17-13	.567	OVC Tourney runners-up	T-3rd in OVC with 10-4 record
1988-89 (Austin Peay)	18-12	.600	OVC Tourney runners-up	3rd in OVC with 8-4 record
1989-90 (Austin Peay)	10-19	.345		
<b>6-year APSU totals</b>	<b>87-89</b>	<b>.494</b>	<b>1 NCAA bid; 1 OVC tourney title &amp; 2 OVC trny runner-up finishes</b>	
1990-91 (Miss. State)	20-9	.690	NCAA Tourney (1st Round)	T-1st in SEC with 13-5 record
1991-92 (Miss. State)	15-13	.536		
1992-93 (Miss. State)	13-16	.448		
1993-94 (Miss. State)	18-11	.621	NIT (1st Round)	3rd in SEC West with 9-7 record
1994-95 (Miss. State)	22-8	.733	NCAA Sweet 16	T-1st in SEC West with 12-4 record
1995-96 (Miss. State)	26-8	.765	NCAA Final Four	1st in SEC West; Won SEC Trny title
1996-97 (Miss. State)	12-18	.400		
1997-98 (Miss. State)	15-15	.500		
<b>8-year MSU totals</b>	<b>141-98</b>	<b>.590</b>	<b>3 NCAA &amp; 1 NIT; 1 SEC Tourney title; 3 reg-season league titles</b>	
<b>14-year NCAA totals</b>	<b>228-187</b>	<b>.549</b>	<b>4 NCAA &amp; 1 NIT; 2 league trny titles; 3 reg-season league titles</b>	
<b>16-year overall totals</b>	<b>271-205</b>	<b>.569</b>	<b>4 NCAA, 1 NIT &amp; 1 NAIA Tournament berths; 3 league trny titles</b>	

### RICK STANSBURY'S CAREER RECORD AS MSU HEAD COACH

<u>Season</u>	<u>Overall</u>	<u>SEC/Finish</u>	<u>Postseason Highlights</u>	<u>Conference Highlights</u>
1998-99 (MSU)	20-13 .606	8-8/t-3rd (W)	NIT (1st Round)	Semis of SEC Tournament
1999-00 (MSU)	14-16 .467	5-11/t-5th (W)		
2000-01 (MSU)	18-13 .581	7-9/t-4th (W)	NIT (Quarterfinals)	
2001-02 (MSU)	27-8 .771	10-6/2nd (W)	NCAA Tourney (2nd Round)	2nd in SEC West; Won SEC Trny title
2002-03 (MSU)	21-10 .677	9-7/1st (W)	NCAA Tourney (1st Round)	1st in SEC West; Finals of SEC Tourney
2003-04 (MSU)	26-4 .867	14-2/1st	NCAA Tourney (2nd Round)	1st in SEC; 1st in SEC West
2004-05 (MSU)	23-11 .676	9-7/3rd (W)	NCAA Tourney (2nd Round)	4th straight winning season in SEC play
2005-06 (MSU)	15-15 .500	5-11/4th (W)		
2006-07 (MSU)	21-14 .600	8-8/t-1st (W)	NIT (Semifinals)	T-1st in SEC West; Semis of SEC Trny
2007-08 (MSU)	13-5 .722	4-0		
<b>10-year totals</b>	<b>198-109 .645</b>	<b>79-69 (.534)</b>	<b>4 NCAA &amp; 3 NIT; 1 SEC title; 3 SEC West titles; 1 SEC tourney title</b>	

### RICK STANSBURY'S CAREER RECORD AS A COLLEGIATE COACH

<b>18-year MSU totals</b>	<b>339-207</b>	<b>.621</b>	<b>7 NCAA &amp; 4 NIT; 2 SEC &amp; 5 SEC West titles; 2 SEC Tourney titles</b>	
<b>24-year NCAA totals</b>	<b>426-296</b>	<b>.590</b>	<b>8 NCAA &amp; 4 NIT; 2 SEC &amp; 5 SEC West titles; 3 league tourney titles</b>	
<b>26-year overall totals</b>	<b>469-314</b>	<b>.599</b>	<b>8 NCAA, 4 NIT &amp; 1 NAIA Trny; 2 SEC/5 West titles; 4 league trny titles</b>	

## MSU COACHING LEADERS

### OVERALL COACHING WINS

<u>Coach (Tenure)</u>	<u>Record</u>
1. Rick Stansbury (1999-present) . . . . .	198-109
2. Richard Williams (1987-98) . . . . .	191-163
3. Babe McCarthy (1956-65) . . . . .	169-85
4. E.C. Hayes (1912-24) . . . . .	124-54
5. Kermit Davis (1971-77) . . . . .	91-91
6. Stanfield Hitt (1940-47) . . . . .	68-69
7. Paul Gregory (1948-55) . . . . .	58-100
8. Bob Boyd (1982-86) . . . . .	55-87
9. Joe Dan Gold (1966-70) . . . . .	51-74
10. Frank Carideo (1936-39) . . . . .	43-39

### OVERALL WINNING PERCENTAGE

<u>Coach (Tenure)</u>	<u>Pct.</u>	<u>W-L</u>
1. E.C. Hayes (1912-24) . . . . .	.697	124-54
2. Bernie Bierman (1926-27) . . . . .	.674	31-15
3. Ron Greene (1978) . . . . .	.667	18-9
4. Babe McCarthy (1956-65) . . . . .	.665	169-85
5. Rick Stansbury (1999-present) . . . . .	.645	198-109
6. K.P. Gatchell (1925) . . . . .	.609	14-9
7. Edwin Hale (1934-35) . . . . .	.541	20-17
8. Richard Williams (1987-98) . . . . .	.540	191-163
9. Frank Carideo (1936-39) . . . . .	.524	43-39
10. Kermit Davis (1971-77) . . . . .	.500	91-91
T.H. Werner (1909) . . . . .	.500	5-5

### OVERALL GAMES COACHED

<u>Coach (Tenure)</u>	<u>GC</u>	<u>Record</u>
1. Richard Williams (1987-98) . . . . .	354	191-163
2. Rick Stansbury (1999-present) . . . . .	307	198-109
3. Babe McCarthy (1956-65) . . . . .	254	169-85
4. Kermit Davis (1971-77) . . . . .	182	91-91
5. E.C. Hayes (1912-24) . . . . .	178	124-54
6. Paul Gregory (1948-55) . . . . .	158	58-100
7. Bob Boyd (1982-86) . . . . .	142	55-87
8. Stanfield Hitt (1940-47) . . . . .	137	68-69
9. Joe Dan Gold (1966-70) . . . . .	125	51-74
10. Ray G. Dauber (1928-33) . . . . .	90	37-53

### SEC COACHING WINS

<u>Coach (Tenure)</u>	<u>Record</u>
1. Richard Williams (1987-98) . . . . .	89-113
2. Babe McCarthy (1956-65) . . . . .	88-54
3. Rick Stansbury (1999-present) . . . . .	79-69
4. Kermit Davis (1971-77) . . . . .	44-82
5. Stanfield Hitt (1940-47) . . . . .	41-55
6. Paul Gregory (1948-55) . . . . .	33-83
7. Joe Dan Gold (1966-70) . . . . .	32-56
8. Bob Boyd (1982-86) . . . . .	29-61
9. Frank Carideo (1936-39) . . . . .	27-31
10. Jim Hatfield (1979-81) . . . . .	21-33

### SEC WINNING PERCENTAGE

<u>Coach (Tenure)</u>	<u>Pct.</u>	<u>W-L</u>
1. Ron Greene (1978) . . . . .	.722	13-5
2. Babe McCarthy (1956-65) . . . . .	.620	88-54
3. Rick Stansbury (1999-present) . . . . .	.534	79-69
4. Frank Carideo (1936-39) . . . . .	.466	27-31
5. Richard Williams (1987-98) . . . . .	.441	89-113
6. Stanfield Hitt (1940-47) . . . . .	.427	41-55
7. Edwin Hale (1934-35) . . . . .	.409	9-13
8. Jim Hatfield (1979-81) . . . . .	.389	21-33
9. Joe Dan Gold (1966-70) . . . . .	.364	32-56
10. Kermit Davis (1971-77) . . . . .	.349	44-82



# **MISSISSIPPI STATE SUPERLATIVES DURING RICK STANSBURY ERA (1998-2008)**

## **TEAM SUPERLATIVES**

Most Points Scored (Game):  
107 vs Arkansas-Pine Bluff (11-23-99)

Most Points Scored (SEC Game):  
105 vs Auburn (3-2-04)

Most Points Scored (1st Half):  
56 vs Alabama A&M (12-2-02)

Most Points Scored (1st Half-SEC Game):  
53 vs Auburn (3-2-04)

Most Points Scored (2nd Half):  
61 vs Nicholls State (11-21-04)

Most Points Scored (2nd Half-SEC Game):  
56 vs Auburn (1-20-07)

Largest Winning Margin (Game):  
+52 vs Ark.-Pine Bluff [105-53] (11-17-98)

Largest Winning Margin (SEC Game):  
+37 vs Auburn [90-53] (1-5-05)

Largest Losing Margin (Game):  
-49 at Alabama [98-49] (1-18-05)

Largest Losing Margin (SEC Game):  
-49 at Alabama [98-49] (1-18-05)

Most Field Goals Made (Game):  
45 vs ULM (12-15-01) & Nicholls (11-17-01)

Most Field Goals Made (SEC Game):  
40 vs Auburn (3-2-04)

Most Field Goal Attempts (Game):  
83 vs Mississippi Valley State (11-21-00)

Most Field Goal Attempts (SEC Game):  
78 vs Kentucky (2-10-01)

Highest Field-Goal Percentage (Game):  
66.0 [33-50] vs Nicholls (11-11-06)

Highest Field-Goal Percentage (SEC Game):  
62.7 [32-51] vs LSU (1-26-02)

Highest FG Pct. (One Half-Game):  
72.2 [13-18] vs Mississippi-2ndH (3-14-03)

Highest FG Pct. (One Half-SEC Game):  
72.2 [13-18] vs Mississippi-2ndH (3-14-03)

Most 3-pt Field Goals Made (Game):  
14, 3 times (last: vs Santa Clara 12-3-05)

Most 3-pt Field Goals Made (SEC Game):  
14 vs Auburn (3-2-04) & Alabama (3-4-00)

Most 3-pt Field Goal Attempts (Game):  
35 vs Nicholls State (11-21-04)

Most 3-pt Field Goal Attempts (SEC Game):  
30, four times (last: vs Alabama 3-4-07)

Most Free Throws Made (Game):  
33 vs Ark. St. (12-8-01) & UL Laf. (12-28-00)

Most Free Throws Made (SEC Game):  
32 vs Arkansas (2-27-02) & Miss. (1-27-01)

Most Free Throw Attempts (Game):  
48 vs Arkansas-Little Rock (11-21-01)

Most Free Throw Attempts (SEC Game):  
45 vs Arkansas (2-27-02)

Most Rebounds (Game):  
75 vs Mississippi Valley State (11-21-00)

Most Rebounds (SEC Game):  
56 at Alabama (3-6-04)

Most Offensive Rebounds (Game):  
31 vs Mississippi Valley State (11-21-00)

Most Offensive Rebounds (SEC Game):  
29 at Ala. (3-6-04) & vs Ky. (2-10-01)

Most Defensive Rebounds (Game):  
44 vs Mississippi Valley State (11-21-00)

Most Defensive Rebounds (SEC Game):  
36, three times (last: at LSU 1-9-08)

Largest Rebound Margin (Game):  
+38 [59-21] vs Jacksonville St. (12-22-04)

Largest Rebound Margin (SEC Game):  
+25 [46-21] vs Arkansas (2-27-02)

Most Assists (Game):  
31 vs Louisiana-Monroe (12-15-01)

Most Assists (SEC Game):  
25 vs Alabama (3-4-07)

Most Turnovers (Game):  
29 vs Nicholls (11-11-06)

Most Turnovers (SEC Game):  
24, three times (last: at Florida 1-11-06)

Fewest Turnovers (Game):  
4 vs Louisiana Tech (11-10-07)

Fewest Turnovers (SEC Game):  
6 at Alabama (2-7-07)

Most Blocked Shots (Game):  
16 vs Georgia (1-12-08)

Most Blocked Shots (SEC Game):  
16 vs Georgia (1-12-08)

Most Steals (Game):  
20 vs Nicholls State (11-17-01)

Most Steals (SEC Game):  
15 vs Vanderbilt (2-5-03)

Most Personal Fouls (Game):  
30 vs South Carolina (2-16-00)

Most Personal Fouls (SEC Game):  
30 vs South Carolina (2-16-00)

## **MISC. TEAM STATS (ALL GMS)**

Largest Lead Surrendered in Loss:  
21 vs Northwestern St. [4 times] (11-26-05)

Largest Halftime Lead Surrendered in Loss:  
21 vs Northwestern St. [39-18] (11-26-05)

Largest Deficit Overcome in Win:  
20 vs Kentucky [30-10] (1-5-02)

Largest Halftime Deficit Overcome in Win:  
16 at Alabama [47-31] (3-6-04) &  
16 vs Kentucky [40-24] (1-5-02)

Largest Lead at Any Time:  
55 vs Ark.-Pine Bluff [103-48] (11-17-98)

Largest Deficit at Any Time:  
49 at Alabama [98-49] (1-18-05)

## **MISC. TEAM STATS (SEC GMS)**

Largest Lead Surrendered in Loss:  
17 vs Alabama [36-19] (1-15-03)

Largest Halftime Lead Surrendered in Loss:  
15 vs LSU [37-22] (2-13-02)

Largest Deficit Overcome in Win:  
20 vs Kentucky [30-10] (1-5-02)

Largest Halftime Deficit Overcome in Win:  
16 at Alabama [47-31] (3-6-04) &  
16 vs Kentucky [40-24] (1-5-02)

Largest Lead at Any Time  
39 vs Auburn [85-46] (2-16-02)

Largest Deficit at Any Time  
49 at Alabama [98-49] (1-18-05)

## **RECORD WHEN MSU...**

Leads at Halftime .....159-25

Trails at Halftime .....31-79

Is Tied at Halftime .....8-5

Shoots 45% or better from field .....138-28

Shoots less than 45% from field .....60-81

Opp. shoots less than 45% from field ..161-48

Opp. shoots 45% or better from field ..37-61

Outrebounds (or ties) the opponent ..164-64

Is outrebounded by the opponent .....34-45

Commits fewer TOs than opponent ....85-27

Commits more TOs than opponent ....95-77

Commits same # of TOs as opponent ...18-5

Wins the opening tip-off .....127-59

Loses the opening tip-off .....71-50

Holds opp. to 65 points or less .....125-22

Involved in gms W/L by 5 pts or less ...41-40

## **MSU'S RECORD IN...**

All Games .....198-109

Home Games .....117-27

Road Games .....43-57

Neutral-site Games .....38-25

Non-SEC Games .....110-32

Non-SEC Home Games .....62-8

Non-SEC Road Games .....19-7

Non-SEC Neutral-site Games .....29-17

SEC Regular-Season Games .....79-69

SEC Home Games .....55-19

SEC Road Games .....24-50

Games vs. SEC Western Division ....57-41

Games vs. SEC Eastern Division ....31-36

In-season Tournament Games .....15-12

SEC Tournament Games .....9-8

Postseason Tournament Games .....8-7

NCAA Tournament Games .....3-4

NIT (Postseason) Games .....5-3

Exhibition Games .....17-2

November Games .....36-12

December Games .....61-12

January Games .....38-36

February Games .....37-30

March Games .....26-19

Monday Games .....15-4

Tuesday Games .....15-12

Wednesday Games .....49-30

Thursday Games .....12-7

Friday Games .....11-6

Saturday Games .....88-40

Sunday Games .....8-10

Overtime Games .....9-7

Television Games .....87-73

Games vs. Ranked Opponents .....15-41

### ***LAST TIME AN MSU PLAYER...***

**Scored 25 or more points in a game:**  
26, Charles Rhodes at TAMUCC (12-21-07)

**Scored 27 or more points in a game:**  
27, Jamont Gordon at Alabama (2-7-07)

**Scored 28 or more points in a game:**  
30, Winsome Frazier vs. UMKC (11-23-04)

**Scored 31 or more points in a game:**  
32, Mario Austin vs. Kentucky (1-5-02)

**Scored 33 or more points in a game:**  
35, Darryl Wilson vs. Alabama (3-4-95)

**Scored 36 or more points in a game:**  
36, Jeff Malone at Mississippi (2-19-83)

**Scored 37 or more points in a game:**  
39, Jeff Malone vs. Alabama (1-31-83)

**Scored 40 or more points in a game:**  
40, Rickey Brown vs. Auburn (3-7-77)

**Scored 20+ points in two consecutive games:**  
Jamont Gordon (24 vs. Kentucky & 24 at Alabama, 2007-08)

**Scored 20+ points in three consecutive games:**  
Lawrence Roberts (25 vs. Virginia Tech;  
22 vs. Jacksonville State; 25 vs. Florida A&M &  
20 at Xavier, 2004-05)

**Scored 20+ points in five consecutive games:**  
Jeff Malone, 1982-83 (11 consecutive games)

**Scored 30 or more points in back-to-back games:**  
Jeff Malone (33 at LSU & 36 at Mississippi, 1982-83)

**Scored 30+ points in three consecutive games:**  
Jeff Malone (33 at LSU; 36 at Mississippi &  
30 vs. Georgia, 1982-83)

**Made 10 or more field goals in a game:**  
10, Jamont Gordon at Alabama (1-19-08)

**Made 11 or more field goals in a game:**  
11, Charles Rhodes vs. Miami [OH] (11-25-07)

**Made 12 or more field goals in a game:**  
12, Lawrence Roberts vs. UT Martin (11-22-03)

**Made 13 or more field goals in a game:**  
13, Horatio Webster vs. SW Missouri St. (11-23-97)

**Made 14 or more field goals in a game:**  
14, Cameron Burns at Georgia (1-17-90)

**Made 15 or more field goals in a game:**  
16, Raymond Brown vs. Florida (3-2-85)

**Attempted 20 or more field goals in a game:**  
20, Dietric Slater at Georgia (2-24-07)

**Attempted 21 or more field goals in a game:**  
22, Timmy Bowers at Alabama (3-6-04)

**Attempted 23 or more field goals in a game:**  
24, Horatio Webster vs. UT Martin (12-20-97)

**Attempted 25 or more field goals in a game:**  
25, Chuck Evans at Alabama (3-6-93)

**Attempted 26 or more field goals in a game:**  
26, Tony Watts at Mississippi (2-22-92)

**Attempted 27 or more field goals in a game:**  
28, Jeff Malone vs. Vanderbilt (1-8-83)

**Made five or more 3-pointers in a game:**  
5, Jamont Gordon vs. Kentucky (1-15-08)

**Made six or more 3-pointers in a game:**  
6, Reginald Delk at Georgia (2-24-07)

**Made seven or more 3-pointers in a game:**  
7, Reginald Delk at Arkansas (3-1-06)

**Made eight or more 3-pointers in a game:**  
8, Winsome Frazier vs. UMKC (11-23-04)

**Attempted 10 or more 3-pointers in a game:**  
10, Ben Hansbrough at South Alabama (12-15-07)

**Attempted 11 or more 3-pointers in a game:**  
11, Barry Stewart at Miami [FL] (12-11-06)

**Attempted 12 or more 3-pointers in a game:**  
12, Jamall Edmondson vs. Kentucky (2-1-06)

**Attempted 13 or more 3-pointers in a game:**  
15, Winsome Frazier vs. UMKC (11-23-04)

**Attempted 16 or more 3-pointers in a game:**  
17, Darryl Wilson vs. Alabama (3-4-95)

**Made 10 or more free throws in a game:**  
11, Jamont Gordon at Arkansas (2-28-07)

**Made 12 or more free throws in a game:**  
14, Lawrence Roberts vs. Mississippi (2-7-04)

**Made 15 or more free throws in a game:**  
18, Rich Knarr vs. Auburn (2-19-73)

**Attempted 13 or more free throws in a game:**  
16, Jamont Gordon at Arkansas (2-28-07)

**Attempted 17 or more free throws in a game:**  
18, Lawrence Roberts vs. Mississippi (2-7-04)

**Had 15 or more rebounds in a game:**  
17, Jarvis Varnado at LSU (1-9-08)

**Had 18 or more rebounds in a game:**  
19, Charles Rhodes vs. Auburn (2-4-06)

**Had 20 or more rebounds in a game:**  
21, Wesley Morgan vs. Southeastern La. (11-28-05)

**Had 22 or more rebounds in a game:**  
23, Rickey Brown vs. Vanderbilt (12-6-79)

**Had 10 or more offensive rebounds in a game:**  
10, Wesley Morgan vs. Southeastern La. (11-28-05)

**Had 10 or more defensive rebounds in a game:**  
10, Jarvis Varnado vs. Kentucky (1-15-08)

**Had 10 or more assists in a game:**  
10, Jamont Gordon vs. Bradley (3-17-07)

**Had 11 or more assists in a game:**  
14, Gary Ervin vs. Florida A&M (12-20-04)

**Had 15 or more assists in a game:**  
16, Chuck Evans at Mo.-Kansas City (2-23-93)

**Had 10 or more turnovers in a game:**  
10, Charles Rhodes vs. Nicholls (11-11-06)

**Had five or more blocks in a game:**  
10, Jarvis Varnado vs. Kentucky (1-15-08)

**Had five or more steals in a game:**  
5, Barry Stewart vs. Florida State (3-20-07)

**Had six or more steals in a game:**  
6, Dietric Slater at Georgia (2-24-07)

### ***LAST TIME AN MSU TEAM...***

**Scored 100 or more points:**  
101 vs. Bradley (3-17-07)

**Allowed 100 or more points:**  
115 at Arkansas (2-20-93)

**Was held to 60 points or less:**  
60 vs. Georgia (1-12-08)

**Was held to 59 points or less:**  
58 vs. Miami [FL] (12-13-07)

**Was held to 57 points or less:**  
49 vs. Southern Illinois (11-23-07)

**Was held to 48 points or less:**  
44 vs. South Carolina (3-9-06)

**Held opponent to 60 points or less:**  
56 by Alabama (1-19-08)

**Held opponent to 55 points or less:**  
49 by Georgia (1-12-08)

**Held opponent to 48 points or less:**  
39 by LSU (1-9-08)

**Held opponent to 38 points or less:**  
37 by Loyola Marymount (11-13-06)

**Shot 55 percent or better from the field:**  
.586 [34-58] at Loyola Marymount (12-19-07)

**Shot better than 59 percent from the field:**  
.660 [33-50] vs. Nicholls (11-11-06)

**Was held to 35 percent or less from the field:**  
.317 [20-63] at Arkansas (2-28-07)

**Was held to less than 31 percent from the field:**  
.255 [14-55] vs. Southeastern Louisiana (11-28-05)

**Held opponent to 35 percent or less from field:**  
.246 [16-65] by Georgia (1-12-08)

**Held opponent to less than 24 percent from field:**  
.212 [14-66] by LSU (1-9-08)

**Held opponent to less than 21 percent from field:**  
.207 [12-58] by Loyola Marymount (11-13-06)

**Made 35 or more field goals:**  
39 vs. Bradley (3-17-07)

**Made 40 or more field goals:**  
40 vs. Auburn (3-2-04)

**Attempted 70 or more shots from the field:**  
71 vs. Louisiana Tech (11-10-07)

**Attempted 72 or more shots from the field:**  
73 vs. Bradley (3-17-07)

**Attempted 74 or more shots from the field:**  
75 vs. Troy (12-10-05)

**Attempted 40 or fewer shots from the field:**  
39 vs. Vanderbilt (2-12-05)

**Made 10 or more 3-pointers:**  
12 at Alabama (1-19-08)

**Made 13 or more 3-pointers:**  
13 vs. LSU (2-3-07)

**Made 14 or more 3-pointers:**  
14 vs. Santa Clara (12-3-05)

**Did not make a 3-pointer:**  
[0-11] at Alabama (1-18-05)

**Attempted 25 or more 3-pointers:**  
26 at Alabama (1-19-08)

**Attempted 27 or more 3-pointers:**  
27 vs. Lafayette (1-5-08)

**Attempted 28 or more 3-pointers:**  
30 at South Alabama (12-15-07)

**Attempted 31 or more 3-pointers:**  
33 vs. Troy (12-10-05)

**Made 30 or more free throws:**  
30 vs. Arkansas (1-15-05)

**Made fewer than five free throws:**  
4 at Alabama (1-19-08)

**Attempted 40 or more free throws:**  
41 vs. Charlotte (11-29-06)

**Attempted fewer than 10 free throws:**  
9 vs. Southern Illinois (11-23-07)

**Had 50 or more rebounds:**  
50 vs. UT Martin (11-17-07)

**Had 51 or more rebounds:**  
51 vs. Clemson (11-15-07)

**Had 52 or more rebounds:**  
56 vs. Jacksonville State (12-15-05)

**Had 20 or more assists:**  
25 at Loyola Marymount (12-19-07)

**Had 20 or more turnovers:**  
22 at Loyola Marymount (12-19-07)

**Had 23 or more turnovers:**  
25 vs. UT Martin (11-17-07)

**Had 26 or more turnovers:**  
29 vs. Nicholls (11-11-06)

**Had fewer than 10 turnovers:**  
4 vs. Louisiana Tech (11-10-07)

**Had 10 or more blocked shots:**  
15 vs. Kentucky (1-15-08)

**Had 16 or more blocked shots:**  
16 vs. Georgia (1-12-08)

**Had 10 or more steals:**  
14 at Loyola Marymount (12-19-07)

**Had 15 or more steals:**  
15 vs. Florida State (3-20-07)

**Had 16 or more steals:**  
20 vs. Nicholls State (11-17-01)

**Had five players score 10+ points in same game:**  
6 vs. Florida State (3-20-07)

**Had a player record back-to-back double-doubles:**  
Jarvis Varnado vs. Lafayette (16 pts/12 rebs) &  
at LSU (13 pts/17 rebs, 2007-08)

**Had a player record three straight double-doubles:**  
Dietric Slater vs. Mississippi (16p/13r); at Auburn  
(15p/11r) & vs. Georgia (22p/10r, 2005-06)

**Had a player record a triple-double:**  
Jarvis Varnado (10p/12r/10b) vs. Kentucky (1-15-08)



## 44 JAMONT GORDON 44

6-4 • 230 • JR. • G/F  
NASHVILLE, TN (OAK HILL ACADEMY)

Preseason All-America candidate and consensus All-SEC First Team selection as a junior for the Bulldogs... Named to the preseason watch lists for the John R. Wooden Award, Bob Cousy Award (nation's top point guard) and Naismith Trophy... Named this week's SEC Player of the Week and National Player of the Week by both *The Sporting News* and FOX Sports after back-to-back, 24-point efforts vs. Kentucky and Alabama... Averaging 15.6 points, 6.9 rebounds and 4.7 assists over his 83-game MState career (all starts)... Currently stands 13th on MSU's all-time scoring list with 1,295 career points (12 pts shy of 10th-place Tang Hamilton)... Ranks fifth on MState's all-time chart with 393 career assists and tied for 18th with 571 career rebounds... Also ranks among the school's all-time Top 10 in career free throws made (327) and attempted (478)... Has scored in double figures in 74 of 83 career MSU outings (17 of 18 gms this year)... Most recently posted his eighth 20-point effort of the season (T-4th in the SEC) with 24 points (career-high 10 FGs & 4-8 treys) at Alabama... Also hit for 24 points (7-11 FGs & career-high 5 treys in 7 attempts) and added nine rebounds and five assists vs. Kentucky... Hitting 9-of-15 treys (60%) in his last two games after 2-of-16 treys (13%) over prior five games... Owns 11 career double-doubles (triple-double vs. Vanderbilt last year), including this year's effort of 23 points and 12 rebounds vs. Clemson... Has been one rebound shy of three other double-doubles this season... Ranks sixth in the SEC in scoring (career-high 17.8 ppg), sixth in assists (4.28 apg) and 12th in rebounding (6.6 rpg) this season... Averaging 19.0 ppg (6th in SEC), 7.0 rpg (T-11th) and 3.25 apg (T-13th) in SEC play this year, while ranking fifth in overall FG% (52.8%) and third in 3FG% (45.5%).

### JAMONT GORDON'S GAME-BY-GAME STATS (2007-08)

Opponent	FG	3FG	FT	Reb	PF	Pts	Ast	TO	BS	Stl	Min
LA. TECH *	7-14	3-7	4-4	5	1	21	3	2	0	2	29
CLEMSON *	7-16	3-9	6-10	12	4	23	3	6	0	1	33
UT MARTIN *	4-8	2-4	0-1	4	1	10	6	3	2	1	29
UC Irvine*	7-12	1-2	0-2	6	4	15	4	5	2	1	25
Southern Illinois*	7-12	4-8	2-2	4	3	20	2	5	0	0	35
Miami (OH)*	6-17	0-5	6-7	6	1	18	4	3	2	2	40
MURRAY ST.*	5-12	0-3	5-6	4	1	15	4	2	0	1	30
SE LOUISIANA*	8-18	1-3	8-10	7	1	25	4	3	1	1	32
MIAMI (FL)*	7-19	1-5	3-5	9	3	18	5	6	0	0	38
@South Alabama*	1-14	0-6	5-8	13	3	7	5	5	0	2	35
@Loyola M'ount*	9-14	5-7	2-5	3	2	25	7	3	0	3	30
@TAMU-CC*	4-8	0-1	5-6	2	2	13	5	1	0	2	24
MISSOURI*	8-17	0-4	4-5	8	3	20	5	3	2	0	38
Lafayette*	6-19	1-4	2-2	7	1	15	7	6	0	1	33
@LSU*	5-13	1-4	2-3	6	2	13	1	3	2	1	37
GEORGIA*	6-12	0-3	3-3	9	3	15	2	4	2	0	33
KENTUCKY*	7-11	5-7	5-9	9	3	24	5	2	1	0	36
@Alabama*	10-17	4-8	0-1	4	3	24	5	4	1	1	34
MISSISSIPPI											
@Arkansas											
TENNESSEE											
ALABAMA											
@Auburn											
ARKANSAS											
@Mississippi											
@South Carolina											
AUBURN											
@Florida											
@Vanderbilt											
LSU											

SEASON HIGH	JAMONT GORDON	CAREER HIGH
25, 2x (last: at LMU 12-19-07)	Pts	27 at Alabama (2-7-07)
13 at South Alabama (12-15-07)	Rebs	13, 2x (last: at South Alabama 12-15-07)
7, 2x (last: vs Lafayette 1-5-08)	Asts	10, 2x (last: vs Bradley 3-17-07)
2, 6x (last: vs Georgia 1-12-08)	Blks	3 at Clemson (11-21-06)
3 at Loyola Marymount (12-19-07)	Stls	5, 2x (last: at Vanderbilt 1-21-06)
10 at Alabama (1-19-08)	FGM	10 at Alabama (1-19-08)
19, 2x (last: vs Lafayette 1-5-08)	FGA	19, 3x (last: vs Lafayette 1-5-08)
5, 2x (last: vs Kentucky 1-15-08)	3FGM	5, 2x (last: vs Kentucky 1-15-08)
9 vs Clemson (11-15-07)	3FGA	9 vs Clemson (11-15-07)
8 vs Southeastern Louisiana (12-8-07)	FTM	11, 3x (last: at Arkansas 2-28-07)
10, 2x (last: vs Southeastern La. 12-8-07)	FTA	16 at Arkansas (2-28-07)
40 vs Miami [OH] (11-25-07)	Mins	42 vs Kentucky (3-9-07)

Season/Career 10-Point Games:	17 - 74	Season/Career Double-Doubles:	1 - 11
Season/Career 20-Point Games:	8 - 19	Season/Career Team's Top Scorer:	10 - 39
Season/Career 10-Rebound Games:	2 - 12	Season/Career Team's Top Rebounder:	5 - 32
Season/Career 10-Assist Games:	0 - 2	Season/Career Team's Top Assist Man:	14 - 63

### JAMONT GORDON'S CAREER STATISTICS

Season	G-GS	Min	FGs	Pct	3FGs	Pct	FTs	Pct	Rebs	Ast	TO	Blk	Stl	Points
2005-06	30-30	988	139-341	.408	27-104	.260	108-167	.647	203-6.8	129	142	16	34	413-13.8
2006-07	35-35	1129	181-432	.419	42-121	.347	157-222	.707	250-7.1	187	123	20	46	561-16.0
2007-08	18-18	591	114-253	.451	31-90	.344	62-89	.697	118-6.6	77	66	15	19	321-17.8
Totals	83-83	2708	434-1026	.423	100-315	.317	327-478	.684	571-6.9	393	331	51	99	1295-15.6



## 23 CHARLES RHODES 23

6-8 • 245 • SR. • F/C  
JACKSON, MS (LANIER HS)

Two-time All-SEC senior forward for the Bulldogs... Preseason All-SEC First Team selection by a vote of the league's head coaches... Ranks tied for 17th in the SEC in scoring (career-high 14.1 ppg), ninth in rebounding (6.9 rpg), along with standing sixth in the league in FG% (.553) and ninth in blocks (1.33 bpg)... Missed three games after spraining his left ankle during a Dec. 27 practice, returning Jan. 12 to play 12 minutes vs. Georgia (4-5 FGs for 8 pts)... Has been back in the starting lineup each of the last two games... Most recently had five points and nine rebounds at Alabama... Scored 12 points (5-8 FGs) vs. Kentucky... Owns four double-doubles on the year (10 in his career), including back-to-back double-doubles prior to the Christmas holiday at Texas A&M-Corpus Christi (season-high 26 pts & 10 rebs) and at Loyola Marymount (14/10)... Had a pair of double-doubles during the Anaheim Classic (11/11 vs. UC Irvine & 25/10 vs. Miami [OH])... Ranks 23rd on MSU's all-time scoring chart with 1,125 career points (11 pts from 22nd & 19 from 21st)... Ranks sixth on school's all-time list with 121 career blocks, while also rating 11th in career FG% (.559)... Has scored in double figures in 12 of 15 games this season (60 for his career) with three 20-point outings on the year and 15 for his career... Was hitting 63% from the field (30-48 FGs) over his prior five outings before last Saturday's 2-of-7 FGs at Alabama... Had two dunks at Alabama (now 34 slams on the year) to give him 149 career dunks and move him ahead of Erick Dampier (148 dunks) for the top spot on MSU's all-time chart... 34 percent of his 442 career FGM have come via the dunk... Shooting a career-low 57.6% from the line this year.

### CHARLES RHODES' GAME-BY-GAME STATS (2007-08)

Opponent	FG	3FG	FT	Reb	PF	Pts	Ast	TO	BS	Stl	Min
LA. TECH *	8-17	0-0	1-4	7	2	17	2	0	2	1	27
CLEMSON *	7-12	0-0	3-7	6	3	17	1	2	4	0	25
UT MARTIN *	7-9	0-0	1-2	5	3	15	2	4	3	1	24
UC Irvine*	3-14	0-2	5-6	11	2	11	1	5	1	3	35
Southern Illinois*	2-5	0-0	0-1	6	5	4	0	3	0	0	21
Miami (OH)*	11-15	0-0	3-4	10	3	25	1	3	0	1	37
MURRAY ST.*	8-14	0-0	6-6	5	2	22	2	0	2	0	25
SE LOUISIANA*	7-8	0-0	2-2	7	5	16	0	5	1	3	30
MIAMI (FL)*	4-12	0-0	2-3	7	2	10	1	1	1	0	35
@South Alabama	4-7	0-0	2-5	4	3	10	0	2	0	1	21
@Loyola M'ount*	7-12	0-0	0-2	10	4	14	1	3	1	0	26
@TAMU-CC*	10-16	0-0	6-9	10	2	26	1	1	1	1	33
MISSOURI											
Lafayette											
@LSU											
GEORGIA	4-5	0-0	0-2	3	1	8	0	0	2	1	12
KENTUCKY*	5-8	0-0	2-4	3	0	12	2	3	1	1	30
@Alabama*	2-7	0-1	1-2	9	2	5	0	0	1	0	31
MISSISSIPPI											
@Arkansas											
TENNESSEE											
ALABAMA											
@Auburn											
ARKANSAS											
@Mississippi											
@South Carolina											
AUBURN											
@Florida											
@Vanderbilt											
LSU											

SEASON HIGH	CHARLES RHODES	CAREER HIGH
26 at A&M-Corpus Christi (12-21-07)	Pts	27 vs Georgia (2-25-06)
11 vs UC Irvine (11-22-07)	Rebs	19 vs Auburn (2-4-06)
2, 4x (last: vs Kentucky 1-15-08)	Asts	3, 2x (last: vs Alabama 3-4-07)
4 vs Clemson (11-15-07)	Blks	6 vs Bradley (3-17-07)
3, 2x (last: vs Southeastern La. 12-8-07)	Stls	3, 3x (last: vs Southeastern La. 12-8-07)
11 vs Miami [OH] (11-25-07)	FGM	11, 2x (last: vs Miami [OH] 11-25-07)
17 vs Louisiana Tech (11-10-07)	FGA	18 at South Carolina (2-11-06)
--	3FGM	2 vs New Orleans (12-21-06)
2 vs UC Irvine (11-22-07)	3FGA	2, 5x (last: vs UC Irvine 11-22-07)
6, 2x (last: at TAMUCC 12-21-07)	FTM	10 vs Jacksonville State (12-15-05)
9 at A&M-Corpus Christi (12-21-07)	FTA	13 vs Kentucky (2-1-06)
37 vs Miami [OH] (11-25-07)	Mins	37, 2x (last: vs Miami [OH] 11-25-07)

Season/Career 10-Point Games:	12 - 60	Season/Career Double-Doubles:	4 - 10
Season/Career 20-Point Games:	3 - 15	Season/Career Team's Top Scorer:	3 - 27
Season/Career 10-Rebound Games:	4 - 11	Season/Career Team's Top Rebounder:	6 - 29
Season/Career 3-Block Games:	2 - 16	Season/Career Team's Top Shot-Blocker:	2 - 33

### CHARLES RHODES' CAREER STATISTICS

Season	G-GS	Min	FGs	Pct	3FGs	Pct	FTs	Pct	Rebs	Ast	TO	Blk	Stl	Points
2004-05	16-0	104	19-32	.594	0-5	.000	9-12	.750	30-1.9	2	5	5	1	47-2.9
2005-06	29-25	775	154-273	.564	1-2	.500	92-130	.708	207-7.1	10	67	32	21	401-13.8
2006-07	34-25	896	180-325	.554	6-19	.316	99-141	.702	212-6.2	27	82	64	17	465-13.7
2007-08	15-13	412	89-161	.553	0-3	.000	34-59	.576	103-6.9	14	32	20	13	212-14.1
Totals	94-63	2187	442-791	.559	7-29	.241	234-342	.684	552-5.9	53	186	121	52	1125-12.0



## 22 BARRY STEWART 22

6-2 • 170 • So. • G  
SHELBYVILLE, TN (SHELBYVILLE CENT. HS)

Sophomore starter who ranks as the team's third-leading scorer (12.0 ppg; 27th in SEC), No. 2 playmaker (3.3 apg; 13th) and No. 4 rebounder (4.4 rpg) on the year... Averaging 11.3 ppg (2nd on team), 4.0 rpg and 3.5 apg (1st on team) in SEC games... Leads MSU with 25 steals and ranks seventh in the SEC in minutes played (34.11 mins/gm)... Tied for second on team with 31 made 3-pointers for the season... Has hit at least one 3-pointer in 15 of 18 games this year and in 45 of 53 career contests... Hitting 34.1% from beyond the arc this season (compared to 39.1% as a rookie) and 37.4% for his career (7th on MSU's all-time list)... Hitting 74.4% from the line for his career... Needs one more triple to reach the century mark for career treys... Has tallied 10 double-digit scoring efforts on the year (27 in career), including last Saturday's 16-point effort (6-11 FGs & 3-5 treys) at Alabama... Scored a career-high 24 points as well as handing out a career-most seven assists against Missouri on Dec. 30 to earn SEC Player of the Week honors... Had averaged but 8.8 points on just 24% shooting (9-38 FGs), 11% from the arc (2-19 treys) and 65% from the line (15-23 FTs) in the four-game span after Missouri and prior to the Jan. 19 Alabama contest... Tallied 19 points (6-8 FGs) at Texas A&M-Corpus Christi... Had 18-point efforts vs. both Miami [FL] (5-9 treys) and UC Irvine (4-7 treys)... Began his sophomore campaign by registering his first collegiate double-double with 13 points and a career-high 11 rebounds against Louisiana Tech in his first MSU starting assignment... Averaged 9.8 points per game and set a freshman school record with 68 made 3-pointers last year as an SEC All-Freshman Team selection... Has started every game this season after coming off the bench in all 35 contests last year... Wearing his old high school number this season (#22) after donning No. 4 as a true freshman a year ago.

### BARRY STEWART'S GAME-BY-GAME STATS (2007-08)

Opponent	FG	3FG	FT	Reb	PF	Pts	Ass	TO	BS	Stl	Min
LA. TECH *	5-10	1-5	2-3	11	2	13	3	0	1	0	26
CLEMSON *	3-10	2-6	4-4	6	5	12	2	4	0	2	36
UT MARTIN *	3-12	0-4	3-4	4	1	9	4	4	0	2	26
UC Irvine*	6-10	4-7	2-2	6	1	18	2	1	0	0	38
Southern Illinois*	3-9	1-3	2-2	3	2	9	3	3	1	1	38
Miami (OH)*	2-9	1-5	0-0	3	3	5	4	5	0	0	36
MURRAY ST.*	5-6	2-3	2-2	5	1	14	2	1	0	4	36
SE LOUISIANA*	2-6	2-5	0-0	1	1	6	2	2	0	2	30
MIAMI (FL)*	6-12	5-9	1-2	4	1	18	1	1	0	1	37
@South Alabama*	3-10	1-5	1-3	6	4	8	6	4	0	2	39
@Loyola M'mount*	4-8	2-5	0-2	5	1	10	5	3	0	1	25
@TAMU-CC*	6-8	2-3	5-7	2	1	19	4	2	0	1	36
MISSOURI*	8-14	3-7	5-5	4	3	24	7	3	0	2	38
Lafayette*	2-8	1-5	1-2	3	2	6	1	3	0	1	32
@LSU*	2-6	1-4	6-8	6	3	11	5	2	0	1	35
GEORGIA*	3-13	0-5	3-5	5	4	9	2	4	0	2	36
KENTUCKY*	2-11	0-5	5-8	4	3	9	4	5	0	1	35
@Alabama*	6-11	3-5	1-2	1	3	16	3	2	0	2	35
MISSISSIPPI											
@Arkansas											
TENNESSEE											
ALABAMA											
@Auburn											
ARKANSAS											
@Mississippi											
@South Carolina											
AUBURN											
@Florida											
@Vanderbilt											
LSU											

SEASON HIGH	BARRY STEWART	CAREER HIGH
24 vs Missouri (12-30-07)	Pts	24 vs Missouri (12-30-07)
11 vs Louisiana Tech (11-10-07)	Rebs	11 vs Louisiana Tech (11-10-07)
7 vs Missouri (12-30-07)	Asts	7 vs Missouri (12-30-07)
1, 2x (last: vs Southern Illinois 11-23-07)	Blks	1, 7x (last: vs Southern Illinois 11-23-07)
4 vs Murray State (12-1-07)	Stls	5 vs Florida State (3-20-07)
8 vs Missouri (12-30-07)	FGM	8 vs Missouri (12-30-07)
14 vs Missouri (12-30-07)	FGA	14, 2x (last: vs Missouri 12-30-07)
5 vs Miami [FL] (12-13-07)	3FGM	5, 2x (last: vs Miami [FL] 12-13-07)
9 vs Miami [FL] (12-13-07)	3FGA	11 at Miami [FL] (12-11-06)
6 at LSU (1-9-08)	FTM	10 vs Auburn (1-20-07)
8, 2x (last: vs Kentucky 1-15-08)	FTA	10 vs Auburn (1-20-07)
39 at South Alabama (12-15-07)	Mins	39 at South Alabama (12-15-07)

Season/Career 10-Point Games:	10 - 27	Season/Career Double-Doubles:	1 - 1
Season/Career 20-Point Games:	1 - 3	Season/Career Team's Top Scorer:	3 - 7
Season/Career 10-Rebound Games:	1 - 1	Season/Career Team's Top Rebounder:	1 - 2
Season/Career 5-Assist Games:	4 - 4	Season/Career Team's Top Assist Man:	6 - 9

### BARRY STEWART'S CAREER STATISTICS

Season	G-GS	Min	FGs	Pct	3FGs	Pct	FTs	Pct	Rebs	Ass	TO	Blk	Stl	Points
2006-07	35-0	848	96-240	.400	68-174	.391	82-107	.766	111-322	43	27	5	32	342-9.8
2007-08	18-18	614	71-173	.410	31-91	.341	43-61	.705	79-44	60	49	2	25	216-12.0
Totals	53-18	1462	167-413	.404	99-265	.374	125-168	.744	190-366	103	76	7	57	558-10.5



## 11 BEN HANSBROUGH 11

6-3 • 205 • So. • G  
POPLAR BLUFF, MO (POPLAR BLUFF HS)

Second-year player who started the first 16 contests in the Bulldog back-court this season... Team's fourth-leading scorer (9.7 ppg) and No. 3 playmaker (2.6 apg) on the year... Also averaging 3.8 rebounds for the season... Averaging 7.3 ppg (5-15 treys), 3.3 rpg and 2.0 apg in SEC contests... Tops the club with 33 made 3-pointers, ranking tied for 11th in the SEC in made treys per game (1.94/gm)... Has made at least one trey in all but one game (0-8 treys vs. Miami, Fla.) this season... Leads team with 74.3% from the line (77.1% FTs for his career)... Shooting 38.3% from beyond the arc for his career (4th on MSU's all-time list), but this year's 34.7% is down from last year's 41.2%... Owns nearly a 2:1 assist:turnover ratio on the year (45 asts & 24 TOs), including 25 assists and only eight miscues over his last nine outings... Broke the middle finger of his left hand early in the Jan. 12 win over Georgia and did not dress vs. Kentucky (Jan. 15)... Came off the bench for the first time this season to nail three 3-pointers (in 7 attempts) in nine-point outing (25 mins) at Alabama last Saturday... Has tallied double figures in scoring seven times this season (19 for his career), highlighted by a season-best, 20-point effort (6-8 FGs; 4-6 treys & 4-4 FTs) against UT Martin... Had 17 points (5-8 treys) vs. Lafayette... Tallied 15 points, grabbed a career-high eight rebounds and had four assists vs. his homestate Missouri Tigers... Scored 16 points (4-10 treys) at South Alabama... Handed out season-most seven assists at Loyola Marymount and had six dishes vs. Southern Illinois... Earned selection to last year's SEC All-Freshman Team... The younger brother of North Carolina junior All-American Tyler Hansbrough... Earned Mr. Basketball honors in the state of Missouri as a prep senior at Poplar Bluff High School.

### BEN HANSBROUGH'S GAME-BY-GAME STATS (2007-08)


Opponent	FG	3FG	FT	Reb	PF	Pts	Ass	TO	BS	Stl	Min
LA. TECH *	3-8	3-6	2-2	3	1	11	3	1	1	1	27
CLEMSON *	1-4	1-4	3-4	2	4	6	3	1	0	1	37
UT MARTIN *	6-8	4-6	4-4	5	2	20	3	3	0	1	25
UC Irvine*	4-8	1-4	4-5	4	1	13	1	3	0	0	34
Southern Illinois*	1-8	1-7	2-2	3	1	5	6	4	0	1	33
Miami (OH)*	2-6	2-6	0-0	2	4	6	1	2	0	1	38
MURRAY ST.*	3-7	2-5	1-1	2	1	9	2	0	0	2	28
SE LOUISIANA*	4-7	1-2	1-1	3	1	10	1	2	0	1	28
MIAMI (FL)*	0-8	0-8	0-0	4	3	0	2	0	0	0	33
@South Alabama*	5-13	4-10	2-2	5	2	16	1	0	0	3	34
@Loyola M'mount*	3-8	1-5	1-2	3	1	8	7	2	0	3	25
@TAMU-CC*	3-7	1-4	0-0	6	1	7	1	0	0	1	20
MISSOURI*	4-8	2-5	5-8	8	5	15	4	2	0	1	38
Lafayette*	6-10	5-8	0-0	4	1	17	4	0	0	1	33
@LSU*	3-7	1-5	0-0	7	3	7	4	2	0	1	30
GEORGIA*	2-6	1-3	1-2	2	3	6	2	1	0	1	36
KENTUCKY				Did Not Play							
@Alabama	3-8	3-7	0-2	1	1	9	0	1	0	0	25
MISSISSIPPI											
@Arkansas											
TENNESSEE											
ALABAMA											
@Auburn											
ARKANSAS											
@Mississippi											
@South Carolina											
AUBURN											
@Florida											
@Vanderbilt											
LSU											

SEASON HIGH	BEN HANSBROUGH	CAREER HIGH
20 vs UT Martin (11-17-07)	Pts	23 vs A&M-Corpus Christi (12-2-06)
8 vs Missouri (12-30-07)	Rebs	8 vs Missouri (12-30-07)
7 at Loyola Marymount (12-19-07)	Asts	8, 2x (last: at Missouri 1-2-07)
1 vs Louisiana Tech (11-10-07)	Blks	1 vs Louisiana Tech (11-10-07)
3, 2x (last: at LMU 12-19-07)	Stls	4 vs Alabama (3-4-07)
6, 2x (last: vs Lafayette 1-5-08)	FGM	6, 3x (last: vs Lafayette 1-5-08)
13 at South Alabama (12-15-07)	FGA	13 at South Alabama (12-15-07)
5 vs Lafayette (1-5-08)	3FGM	5, 2x (last: vs Lafayette 1-5-08)
10 at South Alabama (12-15-07)	3FGA	10 at South Alabama (12-15-07)
5 vs Missouri (12-30-07)	FTM	7 vs Mississippi Valley State (3-13-07)
8 vs Missouri (12-30-07)	FTA	8, 2x (last: vs Missouri 12-30-07)
38, 2x (last: vs Missouri 12-30-07)	Mins	38, 2x (last: vs Missouri 12-30-07)

Season/Career 10-Point Games:	7 - 19	Season/Career Double-Doubles:	0 - 0
Season/Career 20-Point Games:	1 - 2	Season/Career Team's Top Scorer:	2 - 3
Season/Career 10-Rebound Games:	0 - 0	Season/Career Team's Top Rebounder:	0 - 1
Season/Career 5-Assist Games:	2 - 12	Season/Career Team's Top Assist Man:	5 - 14

### BEN HANSBROUGH'S CAREER STATISTICS

Season	G-GS	Min	FGs	Pct	3FGs	Pct	FTs	Pct	Rebs	Ass	TO	Blk	Stl	Points
2006-07	35-9	827	75-175	.429	47-114	.412	58-74	.784	98-28	112	65	0	35	255-7.3
2007-08	17-16	524	53-131	.405	33-95	.347	26-35	.743	64-38	45	24	1	19	165-9.7
Totals	52-25	1351	128-306	.418	80-209	.383	84-109	.771	162-31	157	89	1	54	420-8.1



## 32 JARVIS VARNADO 32

6-9 • 210 • So. • F/C  
BROWNSVILLE, TN (HAYWOOD HS)

Second-year defensive stalwart for the Bulldogs... Intimidating post defender who leads the nation in blocked shots (5.17 bpg)... Also averaging 7.2 points on the year and ranks second among the league's leading rebounders (8.7 rpg)... Shooting 61.1% from the field this season and now tops MSU's all-time field-goal percentage chart (min. 200 FGA) at 63.1% for his career... Averaging 9.0 ppg (62.5% FGs but only 35.3% FTs), 11.0 rpg (T-1st in SEC) and 6.8 bpg (1st) in SEC contests... Averaging 10.2 points (24-35 FGs for 69%), 10.7 rebounds and 6.2 blocks over his last six games, including back-to-back double-doubles to begin the 2008 calendar year... Totalled 13 points, career-high 17 rebounds and seven blocks at LSU... Had career-high 16 points (5-5 FGs & 6-9 FTs) and 12 rebounds (5 blks) vs. Lafayette the game prior... Recorded the third triple-double in school history (Jamont Gordon & Lawrence Roberts) with 10 points, 12 rebounds and 10 blocks vs. Kentucky... Nearly posted a triple-double in previous game vs. Georgia with nine points (4-5 FGs), nine rebounds and 10 blocks... Most recently had four points, six rebounds and three steals (but 0 blocks) at Alabama... Has blocked at least two shots in all but two games (0 at Alabama & at TAMUCC) this season and owns 32 career multi-block contests... His 93 blocks this year already rank second on MSU's all-time, single-season chart behind Erick Dampier's 106 blocks in 1995-96... Owns more blocks individually this season than nine SEC teams... Already ranks fifth on MState's all-time list with 160 career blocks (3 blks shy of No. 4 Rickey Brown) in just 53 games (3.02 bpg)... Has rejected five or more shots in a game 11 times this season, including school-record 10 blocks three times (Kentucky, Georgia & Miami, FL).

### JARVIS VARNADO'S GAME-BY-GAME STATS (2007-08)


Opponent	FG	3FG	FT	Reb	PF	Pts	Ast	TO	BS	Stl	Min
LA. TECH *	1-5	0-0	2-2	5	1	4	0	1	6	0	26
CLEMSON *	3-7	0-0	1-2	12	5	7	0	4	6	0	27
UT MARTIN *	4-4	0-0	0-0	16	1	8	1	1	3	0	27
UC Irvine*	1-2	0-0	0-1	6	4	2	1	0	2	0	19
Southern Illinois*	3-3	0-0	0-2	7	3	6	0	2	2	2	36
Miami (OH)*	1-3	0-0	0-2	6	3	2	0	1	5	0	30
MURRAY ST.*	1-1	0-0	0-0	7	1	2	1	2	3	1	24
SE LOUISIANA*	4-6	0-0	0-0	3	5	8	0	2	4	0	17
MIAMI (FL)*	4-6	0-0	0-0	7	2	8	1	0	10	0	31
@South Alabama*	4-5	0-0	1-4	10	5	9	1	0	6	3	34
@Loyola M'ount*	4-4	0-0	2-6	6	4	10	1	2	9	0	20
@TAMU-CC*	1-9	0-1	0-0	7	2	2	1	1	0	0	24
MISSOURI*	4-6	0-0	1-4	8	3	9	0	1	5	0	23
Lafayette*	5-5	0-0	6-9	12	1	16	0	1	5	1	26
@LSU*	6-10	0-0	1-4	17	2	13	0	1	7	0	25
GEORGIA*	4-5	0-0	1-1	9	3	9	0	0	10	0	21
KENTUCKY*	3-5	0-0	4-10	12	2	10	1	1	10	0	36
@Alabama*	2-4	0-0	0-2	6	4	4	0	1	0	3	21
MISSISSIPPI											
@Arkansas											
TENNESSEE											
ALABAMA											
@Auburn											
ARKANSAS											
@Mississippi											
@South Carolina											
AUBURN											
@Florida											
@Vanderbilt											
LSU											

SEASON HIGH	JARVIS VARNADO	CAREER HIGH
16 vs Lafayette (1-5-08)	Pts	16 vs Lafayette (1-5-08)
17 at LSU (1-9-08)	Rebs	17 at LSU (1-9-08)
1, 8x (last: vs Kentucky 1-15-08)	Asts	2, 2x (last: vs South Carolina 1-27-07)
10, 3x (last: vs Kentucky 1-15-08)	Blks	10, 3x (last: vs Kentucky 1-15-08)
3, 2x (last: at Alabama 1-19-08)	Stls	3, 2x (last: at Alabama 1-19-08)
6 at LSU (1-9-08)	FGM	6, 3x (last: at LSU 1-9-08)
10 at LSU (1-9-08)	FGA	10 at LSU (1-9-08)
--	3FGM	--
1 at A&M-Corpus Christi (12-21-07)	3FGA	1, 2x (last: at TAMUCC 12-21-07)
6 vs Lafayette (1-5-08)	FTM	6 vs Lafayette (1-5-08)
10 vs Kentucky (1-15-08)	FTA	10 vs Kentucky (1-15-08)
36, 2x (last: vs Kentucky 1-15-08)	Mins	36, 2x (last: vs Kentucky 1-15-08)

Season/Career 10-Point Games:	4 - 9	Season/Career Double-Doubles:	3 - 4
Season/Career 20-Point Games:	0 - 0	Season/Career Team's Top Scorer:	1 - 1
Season/Career 10-Rebound Games:	6 - 8	Season/Career Team's Top Rebounder:	8 - 13
Season/Career 5-Block Games:	11 - 13	Season/Career Team's Top Shot-Blocker:	16 - 31

### JARVIS VARNADO'S CAREER STATISTICS

Season	G-GS	Min	FGs	Pct	3FGs	Pct	FTs	Pct	Rebs	Ast	TO	Blk	Stl	Points
2006-07	35-13	473	75-116	.647	0-1	.000	24-45	.533	146-4.2	11	19	67	12	174-5.0
2007-08	18-18	467	55-90	.611	0-1	.000	19-49	.388	156-8.7	8	21	93	10	129-7.2
Totals	53-31	940	130-206	.631	0-2	.000	43-94	.457	302-5.7	19	40	160	22	303-5.7



## 21 BRIAN JOHNSON 21

6-9 • 245 • Jr. • F/C  
LAURINBURG, NC (LOUISVILLE)

Junior frontline performer participating in his first season at MSU after sitting out last season as a transfer from the University of Louisville... Spent two seasons at U of L, playing in 30 games (5 starts) in 2005-06 and receiving a medical redshirt year (right knee) for the 2004-05 campaign... Averaging 2.7 points and 2.7 rebounds per contest (12.1 mins/gm) as a frontcourt back-up this season, but only 0.5 points (1-4 FGs), 1.3 rebounds and 8.5 minutes played per game in SEC action... Nearly half (22) of his 46 total rebounds on the year have been offensive boards... Shooting 59.4% (19-32 FGs) from the field on the year, including 11-of-16 shooting over his last 12 outings... Has tallied but 14 total points with only 10 shot attempts over his last 10 games, but has tallied 23 rebounds, seven steals and seven blocks in his last nine contests... Most recently played only seven minutes (second-lowest total of the season) in grabbing two defensive rebounds and blocking a shot at Alabama... Had two points, two offensive boards and a block in nine minutes of action vs. Kentucky... Had four points, four rebounds and two steals vs. Lafayette... Had season-high six boards and season-most three steals at Loyola Marymount... Scored a season-high 10 points (4-4 FGs & 2-2 FTs) vs. Clemson in his second MSU outing... Had six points and five rebounds in season-most 21 minutes vs. UC Irvine... Totalled six points (3-3 FGs) and four rebounds (3 off.) vs. Murray State... Blocked three shots and had four rebounds at Texas A&M-Corpus Christi... Played for Reach USA this past off-season during the team's goodwill tour of China... Starred his senior season of high school (2003-04) for an undefeated and No. 1-ranked Oak Hill Academy team that also featured current NBA players Rajon Rondo and Josh Smith.

### BRIAN JOHNSON'S GAME-BY-GAME STATS (2007-08)

Opponent	FG	3FG	FT	Reb	PF	Pts	Ast	TO	BS	Stl	Min
LA. TECH	1-3	0-1	2-3	2	2	4	0	0	0	0	11
CLEMSON	4-4	0-0	2-2	3	2	10	0	1	0	0	19
UT MARTIN	0-3	0-1	0-0	4	0	0	0	0	0	0	12
UC Irvine	2-4	0-0	2-2	5	3	6	1	3	0	0	21
Southern Illinois	1-2	0-0	0-0	2	0	2	0	2	0	0	14
Miami (OH)	2-3	0-0	0-0	3	3	4	0	0	1	0	11
MURRAY ST.	3-3	0-0	0-0	4	2	6	1	3	1	1	16
SE LOUISIANA	1-1	0-0	0-0	0	0	2	0	1	0	0	2
MIAMI (FL)	1-1	0-0	0-0	2	2	2	0	2	1	2	14
@South Alabama	Did Not Play										
@Loyola M'ount	1-1	0-0	0-0	6	1	2	0	5	1	3	15
@TAMU-CC	0-1	0-0	0-2	4	4	0	0	1	3	0	12
MISSOURI	1-1	0-0	0-0	2	2	2	0	0	0	0	13
Lafayette	1-1	0-0	2-2	4	2	4	0	0	0	2	11
@LSU	0-0	0-0	0-0	0	1	0	0	2	0	0	9
GEORGIA	0-1	0-0	0-0	1	0	0	1	1	0	0	9
KENTUCKY	1-2	0-0	0-0	2	1	2	0	1	1	0	9
@Alabama	0-1	0-0	0-0	2	2	0	0	1	1	0	7
MISSISSIPPI											
@Arkansas											
TENNESSEE											
ALABAMA											
@Auburn											
ARKANSAS											
@Mississippi											
@South Carolina											
AUBURN											
@Florida											
@Vanderbilt											
LSU											

SEASON HIGH	BRIAN JOHNSON	CAREER HIGH
10 vs Clemson (11-15-07)	Pts	13 vs Clemson (3-20-06)
6 at Loyola Marymount (12-19-07)	Rebs	13 vs Clemson (3-20-06)
1, 3x (last: vs Georgia 1-12-08)	Asts	1, 12x (last: vs Georgia 1-12-08)
3 at A&M-Corpus Christi (12-21-07)	Blks	3 at A&M-Corpus Christi (12-21-07)
3 at Loyola Marymount (12-19-07)	Stls	3 at Loyola Marymount (12-19-07)
4 vs Clemson (11-15-07)	FGM	4, 3x (last: vs Clemson 11-15-07)
4, 2x (last: vs UC Irvine 11-22-07)	FGA	7 at Kentucky (12-17-05)
--	3FGM	--
1, 2x (last: vs UT Martin 11-17-07)	3FGA	1, 4x (last: vs UT Martin 11-17-07)
2, 4x (last: vs Lafayette 1-5-08)	FTM	5, 2x (last: vs Clemson 3-20-06)
3 vs Louisiana Tech (11-10-07)	FTA	6, 4x (last: vs Clemson 3-20-06)
21 vs UC Irvine (11-22-07)	Mins	24 vs Clemson (3-20-06)

Season/Career 10-Point Games:	1 - 2	Season/Career Double-Doubles:	0 - 1
Season/Career 20-Point Games:	0 - 0	Season/Career MSU's Top Scorer:	0 - 0
Season/Career 10-Rebound Games:	0 - 2	Season/Career MSU's Top Rebounder:	0 - 0
Season/Career 3-Block Games:	1 - 1	Season/Career MSU's Top Shot-Blocker:	2 - 2

### BRIAN JOHNSON'S CAREER STATISTICS

Season	G-GS	Min	FGs	Pct	3FGs	Pct	FTs	Pct	Rebs	Ast	TO	Blk	Stl	Points
2005-06*	30-5	309	33-61	.541	0-2	.000	29-45	.644	96-3.2	9	18	5	9	95-3.2
2007-08	17-0	205	19-32	.594	0-2	.000	8-11	.727	46-2.7	3	23	9	8	46-2.7
Totals	47-5	514	52-93	.559	0-4	.000	37-56	.661	142-3.0	12	41	14	17	141-3.0

\* - Played the 2005-06 season at the University of Louisville



## 25 PHIL TURNER 25

6-3 • 170 • RS-Fr. • G  
GRENADA, MS (GRENADA HS)

Redshirt freshman guard who made great strides this past off-season competing for SCORE International during a pair of goodwill tours (Argentina and the Dominican Republic)... Averaging 5.6 points and 3.3 rebounds per game during his initial collegiate season, including 6.3 points and 4.5 rebounds (33.0 mins/gm) in SEC play... Shooting only 36% overall from the field, 32% from beyond the arc and 58% from the line on the season... Has played in all 18 games this season (7 starts), including six straight recent starts (32.3 mins/gm over last 6 gms)... Second on the team with 22 steals... Averaging 8.7 points over his last nine games with four double-digit scoring efforts... Recent streak was ignited by a season-high 17 points (6-9 FGs & 4-6 treys), along with totalling four rebounds, three assists, two steals and a block, during his first collegiate start at South Alabama (Dec. 15)... Has also totalled 44 rebounds (4.9 rpg), 15 assists, 14 steals and six blocks over his last nine contests... Averaging 6.0 rebounds over his last six outings... Most recently matched his season high with three assists, while adding three points and two rebounds, at Alabama... Had 11 points (3-8 treys) and four rebounds vs. Kentucky... Totalled seven points, nine boards, two assists, two steals and two blocks vs. Georgia... Had four points, three rebounds and two steals in his SEC debut at LSU... Had eight points, eight rebounds and two blocks vs. Lafayette... Recorded his first career double-double with 12 points and a career-high 10 rebounds vs. Missouri... Talled 13 points (4-5 FGs & 3-3 treys in 16 mins), including 11 straight MSU points (made FG followed by three consecutive treys) in a span of only 1:32 of the first half, at Texas A&M-Corpus Christi.

### PHIL TURNER'S GAME-BY-GAME STATS (2007-08)

Opponent	FG	3FG	FT	Reb	PF	Pts	Ast	TO	BS	Stl	Min
LA. TECH	0-3	0-1	0-0	4	1	0	2	0	0	2	18
CLEMSON	2-6	1-2	0-2	4	3	5	1	1	0	0	15
UT MARTIN	2-6	1-4	1-2	0	1	6	1	2	0	0	16
UC Irvine	1-4	1-3	0-0	2	1	3	2	0	0	2	16
Southern Illinois	1-3	1-2	0-0	1	2	3	0	1	0	1	17
Miami (OH)	0-1	0-0	0-0	3	0	0	0	0	0	0	4
MURRAY ST.	1-5	0-3	0-0	1	0	2	0	1	0	1	11
SE LOUISIANA	0-2	0-2	1-2	0	1	1	0	1	0	1	12
MIAMI (FL)	1-3	0-2	0-0	0	1	2	0	0	0	1	5
@South Alabama*	6-9	4-6	1-2	4	5	17	3	2	1	2	26
@Loyola M'mount	1-3	0-2	1-2	1	1	3	0	1	0	3	16
@TAMU-CC	4-5	3-3	2-2	3	1	13	2	1	1	2	16
MISSOURI*	4-10	0-3	4-6	10	2	12	2	2	0	2	34
Lafayette*	2-6	1-4	3-4	8	4	8	1	1	2	1	28
@LSU*	2-6	0-2	0-0	3	3	4	1	2	0	2	34
GEORGIA*	2-7	2-6	1-2	9	3	7	2	4	2	2	37
KENTUCKY*	4-10	3-8	0-0	4	1	11	1	0	0	0	33
@Alabama*	1-5	1-4	0-0	2	2	3	3	2	0	0	28
MISSISSIPPI											
@Arkansas											
TENNESSEE											
ALABAMA											
@Auburn											
ARKANSAS											
@Mississippi											
@South Carolina											
AUBURN											
@Florida											
@Vanderbilt											
LSU											

SEASON HIGH	PHIL TURNER	CAREER HIGH
17 at South Alabama (12-15-07)	Pts	same
10 vs Missouri (12-30-07)	Rebs	same
3, 2x (last: at Alabama 1-19-08)	Asts	same
2, 2x (last: vs Georgia 1-12-08)	Blks	same
3 at Loyola Marymount (12-19-07)	Stls	same
6 at South Alabama (12-15-07)	FGM	same
10, 2x (last: vs Kentucky 1-15-08)	FGA	same
4 at South Alabama (12-15-07)	3FGM	same
8 vs Kentucky (1-15-08)	3FGA	same
4 vs Missouri (12-30-07)	FTM	same
6 vs Missouri (12-30-07)	FTA	same
37 vs Georgia (1-12-08)	Mins	same

Season/Career 10-Point Games:	4 - 4	Season/Career Double-Doubles:	1 - 1
Season/Career 20-Point Games:	0 - 0	Season/Career Team's Top Scorer:	1 - 1
Season/Career 5-Rebound Games:	3 - 3	Season/Career Team's Top Rebounder:	2 - 2
Season/Career 3-Assist Games:	2 - 2	Season/Career Team's Top Assist Man:	1 - 1

### PHIL TURNER'S CAREER STATISTICS

Season	G-GS	Min	FGs	Pct	3FGs	Pct	FTs	Pct	Rebs	Ast	TO	Blk	Stl	Points
2007-08	18-7	366	34-94	.362	18-57	.316	14-24	.583	59-3.3	21	21	6	22	100-5.6
Totals	18-7	366	34-94	.362	18-57	.316	14-24	.583	59-3.3	21	21	6	22	100-5.6



## 15 RILEY BENOCK 15

6-4 • 180 • Fr. • G  
BATTLETOWN, KY (MEADE COUNTY HS)

Rookie combo guard from Meade County High School in Brandenburg, Ky. - the same school which produced current MSU head coach Rick Stansbury... Excellent three-point shooter who sees the floor well and has good court vision... Averaging 2.2 points and 0.9 rebounds per game as a first-year backcourt back-up, including 3.0 points per SEC outing on 3-of-4 treys and 3-of-4 free throws... Has totalled 14 assists and but nine turnovers in 148 minutes of court action as a true freshman... Hitting 38 percent from three-point range (10-25 treys) on the year, with all but four of his 29 overall shot attempts and all but one of his 11 made field goals having come from beyond the three-point arc... Standout game thus far of his rookie campaign was his 10-point, four-assist effort against UT Martin in which he connected on all three trey attempts during a season-most, 15-minute playing stint... Most recently hit his lone three-point attempt and had an assist in four minutes at Alabama... Went scoreless (but had a blocked shot) in 11-minute outing vs. his homestate Kentucky Wildcats... Drilled a 3-pointer and hit 3-of-4 free throws (also 1 reb & 1 ast in 10 mins) during six-point outing vs. Georgia for his best scoring effort since the UT Martin game... Hit a 3-pointer (in 8 mins) during his SEC debut at LSU... Totalled three points, three assists (0 TOs) and a steal (13 mins) at Texas A&M-Corpus Christi... Hit a 3-pointer and collected two rebounds (11 mins) at Loyola Marymount... Totalled three points, a season-high four rebounds as well as an assist and a steal (14 mins) vs. Southeastern Louisiana.

### RILEY BENOCK'S GAME-BY-GAME STATS (2007-08)


Opponent	FG	3FG	FT	Reb	PF	Pts	Ast	TO	BS	Stl	Min
LA. TECH	1-3	1-3	0-0	1	1	3	0	0	0	0	11
CLEMSON	0-3	0-3	0-0	0	0	0	0	0	0	1	5
UT MARTIN	3-3	3-3	1-2	2	0	10	4	1	0	0	15
UC Irvine	0-0	0-0	0-0	1	1	0	1	0	0	0	6
Southern Illinois							Did Not Play				
Miami (OH)	0-0	0-0	0-0	1	1	0	0	0	0	0	4
MURRAY ST.	1-3	0-1	0-0	2	0	2	1	0	0	0	9
SE LOUISIANA	1-4	1-3	0-0	4	0	3	1	0	0	1	14
MIAMI (FL)	0-0	0-0	0-0	1	0	0	0	0	0	0	7
@South Alabama	0-2	0-2	0-0	0	1	0	0	1	0	0	8
@Loyola M'mount	1-2	1-2	0-0	2	1	3	0	2	0	0	11
@TAMU-CC	1-1	1-1	0-0	0	3	3	3	0	0	1	13
MISSOURI	0-1	0-1	1-2	0	0	1	0	0	0	0	3
Lafayette	0-3	0-2	0-0	0	0	0	2	0	1	1	9
@LSU	1-1	1-1	0-0	0	0	3	0	1	0	0	8
GEORGIA	1-2	1-2	3-4	1	0	6	1	2	0	0	10
KENTUCKY	0-0	0-0	0-0	1	1	0	0	1	1	0	11
@Alabama	1-1	1-1	0-0	0	0	3	1	1	0	0	4
MISSISSIPPI											
@Arkansas											
TENNESSEE											
ALABAMA											
@Auburn											
ARKANSAS											
@Mississippi											
@South Carolina											
AUBURN											
@Florida											
@Vanderbilt											
LSU											

SEASON HIGH	RILEY BENOCK	CAREER HIGH
10 vs UT Martin (11-17-07)	Pts	same
4 vs Southeastern Louisiana (12-8-07)	Rebs	same
4 vs UT Martin (11-17-07)	Asts	same
1, 2x (last: vs Kentucky 1-15-08)	Blks	same
1, 4x (last: vs Lafayette 1-5-08)	Stls	same
3 vs UT Martin (11-17-07)	FGM	same
4 vs Southeastern Louisiana (12-8-07)	FGA	same
3 vs UT Martin (11-17-07)	3FGM	same
3, 4x (last: vs Southeastern La. 12-8-07)	3FGA	same
3 vs Georgia (1-12-08)	FTM	same
4 vs Georgia (1-12-08)	FTA	same
15 vs UT Martin (11-17-07)	Mins	same

Season/Career 10-Point Games:	1 - 1	Season/Career Double-Doubles:	0 - 0
Season/Career 20-Point Games:	0 - 0	Season/Career Team's Top Scorer:	0 - 0
Season/Career 5-Rebound Games:	0 - 0	Season/Career Team's Top Rebounder:	0 - 0
Season/Career 3-Assist Games:	2 - 2	Season/Career Team's Top Assist Man:	0 - 0

### RILEY BENOCK'S CAREER STATISTICS

Season	G-GS	Min	FGs	Pct	3FGs	Pct	FTs	Pct	Rebs	Ast	TO	Blk	Stl	Points
2007-08	17-0	148	11-29	.379	10-25	.400	5-8	.625	16-0.9	14	9	2	4	37-2.2
Totals	17-0	148	11-29	.379	10-25	.400	5-8	.625	16-0.9	14	9	2	4	37-2.2



## 2 RAVEN JOHNSON 2

6-7 • 175 • FR. • G/F  
LYON, MS (COAHOMA COUNTY HS)

Freshman swingman from the Mississippi high school ranks... Long, athletic performer gives the Bulldogs versatility on the perimeter... Averaging 2.7 points (16-33 FGs & 3-13 treys) and 1.1 rebounds per game in 14 back-up appearances as a true freshman, though he is averaging 4.4 points on 15-of-25 shooting (60%) overall (including 3-11 treys) as well as 1.8 rebounds during MSU's current eight-game winning streak (8.3 mins/gm)... Averaging 2.0 points (3-9 FGs & 0-4 treys) and 1.5 rebounds in SEC play... Had six points (3-4 FGs) and three rebounds in SEC debut (12 mins) at LSU, but went scoreless (0-5 FGs & 0-3 treys) in his next two games vs. Kentucky and Georgia... Most recently hit 2-of-4 free throws, while grabbing an offensive rebound and handing out an assist, in two minutes of action at Alabama... Scored a season-high 11 points (5-6 FGs), along with three rebounds and a block, in season-most 14 minutes vs. Lafayette College at Jackson's Mississippi Coliseum (where he played several state tournament games during his high school career)... Hit 2-of-3 shots for four points vs. Missouri... Nailed both three-point attempts (after missing first four treys of the season), collected a pair of rebounds and had an assist in eight minutes at Texas A&M-Corpus Christi... Totalled six points (3-5 FGs), season-high three rebounds, two assists and a block in 11 minutes the game prior at Loyola Marymount... Had totalled just three points (1-8 FGs & 0-2 treys), one rebound and one assist in 23 total minutes of playing time in six prior outings combined before the Dec. 19 contest at Loyola Marymount... Two-time all-state performer at Coahoma County High School, earning Mississippi Player of the Year honor by *Gatorade* his senior season and being chosen Mississippi's Mr. Basketball by *The Clarion-Ledger* newspaper as a prep junior.

### RAVERN JOHNSON'S GAME-BY-GAME STATS (2007-08)


Opponent	FG	3FG	FT	Reb	PF	Pts	Ast	TO	BS	Stl	Min
LA. TECH	0-2	0-0	0-0	1	1	0	0	0	0	0	4
CLEMSON				Did Not Play							
UT MARTIN	1-3	0-0	0-0	0	0	2	0	0	0	0	6
UC Irvine	0-1	0-0	0-0	0	0	0	0	0	0	0	1
Southern Illinois				Did Not Play							
Miami (OH)				Did Not Play							
MURRAY ST.	0-0	0-0	0-0	0	0	0	0	1	0	0	5
SE LOUISIANA	0-1	0-1	1-2	0	0	1	1	1	0	1	6
MIAMI (FL)				Did Not Play							
@South Alabama	0-1	0-1	0-0	0	0	0	0	0	0	0	1
@Loyola M'mount	3-5	0-2	0-1	3	1	6	2	0	1	0	11
@TAMU-CC	2-2	2-2	0-0	2	0	6	1	0	0	0	8
MISSOURI	2-3	0-1	0-0	0	0	4	0	2	0	0	7
Lafayette	5-6	1-2	0-0	3	2	11	0	1	1	0	14
@LSU	3-4	0-1	0-0	3	0	6	0	1	0	0	12
GEORGIA	0-2	0-1	0-0	1	0	0	0	0	0	0	6
KENTUCKY	0-3	0-2	0-0	1	0	0	0	0	1	0	6
@Alabama	0-0	0-0	2-4	1	0	2	1	0	0	0	2
MISSISSIPPI											
@Arkansas											
TENNESSEE											
ALABAMA											
@Auburn											
ARKANSAS											
@Mississippi											
@South Carolina											
AUBURN											
@Florida											
@Vanderbilt											
LSU											

SEASON HIGH	RAVERN JOHNSON	CAREER HIGH
11 vs Lafayette (1-5-08)	Pts	same
3, 3x (last: at LSU 1-9-08)	Rebs	same
2 at Loyola Marymount (12-19-07)	Asts	same
1, 3x (last: vs Kentucky 1-15-08)	Blks	same
1 vs Southeastern Louisiana (12-8-07)	Stls	same
5 vs Lafayette (1-5-08)	FGM	same
6 vs Lafayette (1-5-08)	FGA	same
2 at A&M-Corpus Christi (12-21-07)	3FGM	same
2, 4x (last: vs Kentucky 1-15-08)	3FGA	same
2 at Alabama (1-19-08)	FTM	same
4 at Alabama (1-19-08)	FTA	same
14 vs Lafayette (1-5-08)	Mins	same

Season/Career 10-Point Games:	1 - 1	Season/Career Double-Doubles:	0 - 0
Season/Career 20-Point Games:	0 - 0	Season/Career Team's Top Scorer:	0 - 0
Season/Career 5-Rebound Games:	0 - 0	Season/Career Team's Top Rebounder:	0 - 0
Season/Career 3-Assist Games:	0 - 0	Season/Career Team's Top Assist Man:	0 - 0

### RAVERN JOHNSON'S CAREER STATISTICS

Season	G-GS	Min	FGs	Pct	3FGs	Pct	FTs	Pct	Rebs	Ast	TO	Blk	Stl	Points
2007-08	14-0	89	16-33	.485	3-13	.231	3-7	.429	15-1.1	5	6	3	1	38-2.7
Totals	14-0	89	16-33	.485	3-13	.231	3-7	.429	15-1.1	5	6	3	1	38-2.7



## 45 ELGIN BAILEY 45

6-8 • 265 • FR. • F/C  
NEW ORLEANS, LA (BELAIRE HS)

Frontcourt rookie from the talent-laden Louisiana high school ranks... Skilled, left-handed post player who can step out and hit the 15-foot jumper as well as score down low... Runs the floor well for a big man... Averaging 1.5 points and 2.0 rebounds per game in 15 appearances as a true freshman... Nearly half (14) of his 30 total rebounds for the season are offensive boards... Hitting 40% from the field (8-20 FGs) and only 26% from the line (6-23 FTs) on the year... Has scored in nine of his 15 outings and collected at least one rebound in all but three of his rookie appearances... Most recently grabbed four rebounds and was credited with a steal in 13 minutes of action (second-highest total of the year) at Alabama... Hit 1-of-2 from the free throw line and collected an offensive board (3 mins) vs. Kentucky... Did not see action in the Georgia game... Hit his lone field-goal attempt, grabbed an offensive rebound and blocked a shot in his SEC debut (6 mins) at LSU vs. his homestate Tigers... Tallied a season-high five points (1-5 FGs but 3-4 FTs) and matched his season best with five rebounds (3 off.) in seven minutes at Texas A&M-Corpus Christi... Also pulled down five boards (9 mins) at Loyola Marymount the game prior... Played a season-most 14 minutes in home win over Southeastern Louisiana, totalling two points, four rebounds (3 off.), an assist and a steal... Had three points, three boards, a block and a steal in eight minutes vs. Murray State... Tallied four points (2-2 FGs) in eight minutes while adding two rebounds and a steal vs. UT Martin... Split his prep playing career between Belaire and Glen Oaks High Schools in Baton Rouge, but considers New Orleans as his hometown.

### ELGIN BAILEY'S GAME-BY-GAME STATS (2007-08)

Opponent	FG	3FG	FT	Reb	PF	Pts	Ast	TO	BS	Stl	Min
LA. TECH	1-3	0-0	0-2	1	0	2	0	0	0	0	8
CLEMSON	1-2	0-0	0-0	1	2	2	0	0	0	0	3
UT MARTIN	2-2	0-0	0-0	2	1	4	0	2	0	1	8
UC Irvine	0-0	0-0	0-2	0	0	0	0	0	0	0	4
Southern Illinois	0-0	0-0	0-0	1	2	0	0	1	0	0	6
Miami (OH)				Did Not Play							
MURRAY ST.	1-2	0-0	1-3	3	1	3	0	2	1	1	8
SE LOUISIANA	1-2	0-0	0-2	4	0	2	1	1	0	1	14
MIAMI (FL)				Did Not Play							
@South Alabama	0-0	0-0	0-0	0	1	0	0	0	0	0	2
@Loyola M'mount	0-0	0-0	1-4	5	2	1	0	1	0	0	9
@TAMU-CC	1-5	0-0	3-4	5	3	5	0	1	1	0	7
MISSOURI	0-0	0-0	0-0	0	1	0	0	0	0	0	4
Lafayette	0-2	0-0	0-2	2	1	0	0	1	0	0	5
@LSU	1-1	0-0	0-2	1	1	2	0	3	1	0	6
GEORGIA				Did Not Play							
KENTUCKY	0-1	0-0	1-2	1	2	1	0	0	0	0	3
@Alabama	0-0	0-0	0-0	4	3	0	0	0	0	1	13
MISSISSIPPI											
@Arkansas											
TENNESSEE											
ALABAMA											
@Auburn											
ARKANSAS											
@Mississippi											
@South Carolina											
AUBURN											
@Florida											
@Vanderbilt											
LSU											

SEASON HIGH	ELGIN BAILEY	CAREER HIGH
5 at A&M-Corpus Christi (12-21-07)	Pts	same
5, 2x (last: at TAMUCC 12-21-07)	Rebs	same
1 vs Southeastern Louisiana (12-8-07)	Asts	same
1, 3x (last: at LSU 1-9-08)	Blks	same
1, 4x (last: at Alabama 1-19-08)	Stls	same
2 vs UT Martin (11-17-07)	FGM	same
5 at A&M-Corpus Christi (12-21-07)	FGA	same
--	3FGM	same
--	3FGA	same
3 at A&M-Corpus Christi (12-21-07)	FTM	same
4, 2x (last: at TAMUCC 12-21-07)	FTA	same
14 vs Southeastern Louisiana (12-8-07)	Mins	same

Season/Career 10-Point Games:	0 - 0	Season/Career Double-Doubles:	0 - 0
Season/Career 20-Point Games:	0 - 0	Season/Career Team's Top Scorer:	0 - 0
Season/Career 5-Rebound Games:	2 - 2	Season/Career Team's Top Rebounder:	0 - 0
Season/Career 3-Block Games:	0 - 0	Season/Career Team's Top Shot-Blocker:	0 - 0

### ELGIN BAILEY'S CAREER STATISTICS

Season	G-GS	Min	FGs	Pct	3FGs	Pct	FTs	Pct	Rebs	Ast	TO	Blk	Stl	Points
2007-08	15-0	100	8-20	.400	0-0	.000	6-23	.261	30-2.0	1	12	3	4	22-1.5
Totals	15-0	100	8-20	.400	0-0	.000	6-23	.261	30-2.0	1	12	3	4	22-1.5





## 24 KODI AUGUSTUS 24

**6-8 • 220 • FR. • F**  
**BATON ROUGE, LA (MAINE CENTRAL INST.)**

First-year combo forward from Baton Rouge, La., by way of Maine Central Institute... Owns excellent three-point shooting touch as well as having the ability to post up smaller defenders in the post... Averaging 1.6 points (5-13 FGs; 2-7 treys & 4-7 FTs) and 1.2 rebounds per game in 10 brief appearances on the year... High point of rookie campaign thus far was the Southeastern Louisiana contest in which he set season highs for points (8), field goals made (3) and attempted (5), 3-pointers made (2), rebounds (6) and minutes played (11)... Had totalled just three points, three rebounds, 0-of-3 field goals, 0-of-2 three-point field goals and 21 minutes played over his four previous outings combined prior to the Dec. 8 SLU contest... Subsequently hit a field goal in his only attempt and made 1-of-2 free throws, as well as collecting his first two assists and first steal of the campaign, in 10-minute stint at Loyola Marymount... Connected on 1-of-2 shots at LSU in his SEC debut for his first two points since Dec. 19 at LMU... Has not seen action during each of the last three games... Hit 3-of-5 charity tosses and grabbed a rebound vs. Murray State... Collected a pair of rebounds in collegiate debut vs. Louisiana Tech... Rated as the nation's No. 20 post-graduate player by *Scout.com* a year ago at Maine Central Institute in Pittsfield, Maine... Spent the 2005-06 campaign playing for Willowridge High School in Houston, Texas... Previously attended Baton Rouge's Tara High School... Cousin of current WNBA standout and former LSU All-American Seimone Augustus.

### KODI AUGUSTUS' GAME-BY-GAME STATS (2007-08)

Opponent	FG	3FG	FT	Reb	PF	Pts	Ast	TO	BS	Stl	Min
LA. TECH	0-2	0-2	0-0	2	1	0	0	0	0	0	9
CLEMSON				Did Not Play							
UT MARTIN	0-1	0-0	0-0	0	2	0	0	3	1	0	7
UC Irvine	0-0	0-0	0-0	0	0	0	0	0	0	0	1
Southern Illinois				Did Not Play							
Miami (OH)				Did Not Play							
MURRAY ST.	0-0	0-0	3-5	1	1	3	0	1	0	0	4
SE LOUISIANA	3-5	2-2	0-0	6	1	8	0	2	0	0	11
MIAMI (FL)				Did Not Play							
@South Alabama				Did Not Play							
@Loyola M'ount	1-1	0-0	1-2	2	3	3	2	0	0	1	10
@TAMU-CC	0-1	0-1	0-0	0	0	0	0	0	0	0	4
MISSOURI	0-0	0-0	0-0	0	0	0	0	0	0	0	2
Lafayette	0-1	0-1	0-0	1	0	0	0	1	1	0	2
@LSU	1-2	0-1	0-0	0	0	2	0	0	0	0	1
GEORGIA				Did Not Play							
KENTUCKY				Did Not Play							
@Alabama				Did Not Play							
MISSISSIPPI											
@Arkansas											
TENNESSEE											
ALABAMA											
@Auburn											
ARKANSAS											
@Mississippi											
@South Carolina											
AUBURN											
@Florida											
@Vanderbilt											
LSU											

SEASON HIGH	KODI AUGUSTUS	CAREER HIGH
8 vs Southeastern Louisiana (12-8-07)	Pts	same
6 vs Southeastern Louisiana (12-8-07)	Rebs	same
2 at Loyola Marymount (12-19-07)	Asts	same
1, 2x (last: vs Lafayette 1-5-08)	Blks	same
1 at Loyola Marymount (12-19-07)	Stls	same
3 vs Southeastern Louisiana (12-8-07)	FGM	same
5 vs Southeastern Louisiana (12-8-07)	FGA	same
2 vs Southeastern Louisiana (12-8-07)	3FGM	same
2, 2x (last: vs Southeastern La. 12-8-07)	3FGA	same
3 vs Murray State (12-1-07)	FTM	same
5 vs Murray State (12-1-07)	FTA	same
11 vs Southeastern Louisiana (12-8-07)	Mins	same

Season/Career 10-Point Games:	0 - 0	Season/Career Double-Doubles:	0 - 0
Season/Career 20-Point Games:	0 - 0	Season/Career Team's Top Scorer:	0 - 0
Season/Career 5-Rebound Games:	1 - 1	Season/Career Team's Top Rebounder:	0 - 0
Season/Career 3-Assist Games:	0 - 0	Season/Career Team's Top Assist Man:	0 - 0

### KODI AUGUSTUS' CAREER STATISTICS

Season	G-GS	Min	FGs	Pct	3FGs	Pct	FTs	Pct	Rebs	Ast	TO	Blk	Stl	Points
2007-08	10-0	51	5-13	.385	2-7	.286	4-7	.571	12-12	2	7	2	1	16-16
Totals	10-0	51	5-13	.385	2-7	.286	4-7	.571	12-12	2	7	2	1	16-16



## 3 BILLY BEGLEY 3

**6-1 • 190 • SR. • G**  
**HENDERSON, KY (NOTRE DAME PREP)**

### BILLY BEGLEY'S GAME-BY-GAME STATS (2007-08)

Opponent	FG	3FG	FT	Reb	PF	Pts	Ast	TO	BS	Stl	Min
LA. TECH	0-1	0-0	0-0	0	0	0	0	0	0	0	1
CLEMSON				Did Not Play							
UT MARTIN	0-0	0-0	0-0	1	1	0	0	0	0	0	2
UC Irvine				Did Not Play							
Southern Illinois				Did Not Play							
Miami (OH)				Did Not Play							
MURRAY ST.	0-0	0-0	0-0	0	0	0	0	1	0	0	1
SE LOUISIANA	0-0	0-0	0-0	0	0	0	0	0	0	0	1
MIAMI (FL)				Did Not Play							
@South Alabama				Did Not Play							
@Loyola M'ount				Did Not Play							
@TAMU-CC				Did Not Play							
MISSOURI				Did Not Play							
Lafayette	0-0	0-0	0-0	0	0	0	0	0	0	0	2
@LSU	0-0	0-0	0-0	0	0	0	0	0	0	0	1
GEORGIA				Did Not Play							
KENTUCKY	0-0	0-0	0-0	0	0	0	0	0	0	0	1
@Alabama				Did Not Play							
MISSISSIPPI											
@Arkansas											
TENNESSEE											
ALABAMA											
@Auburn											
ARKANSAS											
@Mississippi											
@South Carolina											
AUBURN											
@Florida											
@Vanderbilt											
LSU											

SEASON HIGH	BILLY BEGLEY	CAREER HIGH
--	Pts	5 vs Jacksonville State (12-22-04)
1 vs UT Martin (11-17-07)	Rebs	2 vs McNeese State (12-1-03)
--	Asts	1, 3x (last: vs Alabama 3-4-07)
--	Blks	--
--	Stls	--
--	FGM	1, 5x (last: vs South Alabama 12-9-06)
1 vs Louisiana Tech (11-10-07)	FGA	3, 2x (last: vs. Miss. Valley St. 3-13-07)
--	3FGM	1, 2x (last: vs Jacksonville St. 12-22-04)
--	3FGA	3 vs McNeese State (12-16-06)
--	FTM	2 vs Jacksonville State (12-22-04)
--	FTA	2, 2x (last: vs Jacksonville St. 12-22-04)
2, 2x (last: vs Lafayette 1-5-08)	Mins	3, 3x (last: vs. Miss. Valley St. 3-13-07)

Season/Career 10-Point Games:	0 - 0	Season/Career Double-Doubles:	0 - 0
Season/Career 20-Point Games:	0 - 0	Season/Career Team's Top Scorer:	0 - 0
Season/Career 5-Rebound Games:	0 - 0	Season/Career Team's Top Rebounder:	0 - 0
Season/Career 3-Assist Games:	0 - 0	Season/Career Team's Top Assist Man:	0 - 0

### BILLY BEGLEY'S CAREER STATISTICS

Season	G-GS	Min	FGs	Pct	3FGs	Pct	FTs	Pct	Rebs	Ast	TO	Blk	Stl	Points
2003-04	5-0	6	1-2	.500	0-1	.000	0-2	.000	3-0.6	0	2	0	0	2-0.4
2004-05	12-0	18	3-5	.600	2-3	.667	2-2	1.000	2-0.2	1	0	0	0	10-0.8
2006-07	12-0	21	1-14	.071	0-11	.000	0-0	.000	1-0.1	2	2	0	0	2-0.2
2007-08	7-0	9	0-1	.000	0-0	.000	0-0	.000	1-0.1	0	1	0	0	0-0.0
Totals	36-0	52	5-22	.227	2-15	.133	2-4	.500	7-0.2	3	5	0	0	14-0.4



**33 BRANDON BOLEN 33**  
**6-3 • 195 • FR. • G**  
**MADISON, MS (MADISON-RIDGELAND AC.)**



**14 ROD BRYANT 14**  
**6-1 • 165 • FR. • G**  
**BIRMINGHAM, AL (G.W. CARVER HS)**

**BRANDON BOLEN'S GAME-BY-GAME STATS (2007-08)**

Opponent	FG	3FG	FT	Reb	PF	Pts	Ast	TO	BS	Stl	Min
LA. TECH	0-0	0-0	0-0	1	0	0	0	0	0	0	1
CLEMSON				Did Not Play							
UT MARTIN	0-0	0-0	0-0	0	1	0	0	1	0	0	1
UC Irvine				Did Not Play							
Southern Illinois				Did Not Play							
Miami (OH)				Did Not Play							
MURRAY ST.	0-1	0-0	0-0	0	0	0	0	0	0	0	1
SE LOUISIANA	0-0	0-0	0-0	0	0	0	0	1	0	0	1
MIAMI (FL)				Did Not Play							
@South Alabama				Did Not Play							
@Loyola M'mount	0-0	0-0	0-0	0	0	0	0	0	0	0	1
@TAMU-CC	0-0	0-0	1-2	1	0	1	0	0	0	0	2
MISSOURI				Did Not Play							
Lafayette	0-1	0-1	0-0	0	0	0	0	1	0	0	3
@LSU	0-0	0-0	0-0	2	0	0	0	0	0	0	1
GEORGIA				Did Not Play							
KENTUCKY				Did Not Play							
@Alabama				Did Not Play							
MISSISSIPPI											
@Arkansas											
TENNESSEE											
ALABAMA											
@Auburn											
ARKANSAS											
@Mississippi											
@South Carolina											
AUBURN											
@Florida											
@Vanderbilt											
LSU											

**ROD BRYANT'S GAME-BY-GAME STATS (2007-08)**

Opponent	FG	3FG	FT	Reb	PF	Pts	Ast	TO	BS	Stl	Min
LA. TECH	0-0	0-0	0-0	0	0	0	0	0	0	0	1
CLEMSON				Did Not Play							
UT MARTIN	1-1	0-0	0-1	1	0	2	0	1	0	0	1
UC Irvine				Did Not Play							
Southern Illinois				Did Not Play							
Miami (OH)				Did Not Play							
MURRAY ST.	0-0	0-0	0-0	0	0	0	0	0	0	0	1
SE LOUISIANA	1-1	0-0	0-0	0	0	2	0	0	0	0	1
MIAMI (FL)				Did Not Play							
@South Alabama				Did Not Play							
@Loyola M'mount				Did Not Play							
@TAMU-CC				Did Not Play							
MISSOURI				Did Not Play							
Lafayette				Did Not Play							
@LSU				Did Not Play							
GEORGIA				Did Not Play							
KENTUCKY				Did Not Play							
@Alabama				Did Not Play							
MISSISSIPPI											
@Arkansas											
TENNESSEE											
ALABAMA											
@Auburn											
ARKANSAS											
@Mississippi											
@South Carolina											
AUBURN											
@Florida											
@Vanderbilt											
LSU											

SEASON HIGH	BRANDON BOLEN	CAREER HIGH
1 at A&M-Corpus Christi (12-21-07)	Pts	same
2 at LSU (1-9-08)	Rebs	same
--	Asts	same
--	Blks	same
--	Stls	same
--	FGM	same
1, 2x (last: vs Lafayette 1-5-08)	FGA	same
--	3FGM	same
1 vs Lafayette (1-5-08)	3FGA	same
1 at A&M-Corpus Christi (12-21-07)	FTM	same
2 at A&M-Corpus Christi (12-21-07)	FTA	same
3 vs Lafayette (1-5-08)	Mins	same

SEASON HIGH	ROD BRYANT	CAREER HIGH
2, 2x (last: vs Southeastern La. 12-8-07)	Pts	same
1 vs UT Martin (11-17-07)	Rebs	same
--	Asts	same
--	Blks	same
--	Stls	same
1, 2x (last: vs Southeastern La. 12-8-07)	FGM	same
1, 2x (last: vs Southeastern La. 12-8-07)	FGA	same
--	3FGM	same
--	3FGA	same
--	FTM	same
1 vs UT Martin (11-17-07)	FTA	same
1, 4x (last: vs Southeastern La. 12-8-07)	Mins	same

Season/Career 10-Point Games:	0 - 0	Season/Career Double-Doubles:	0 - 0
Season/Career 20-Point Games:	0 - 0	Season/Career Team's Top Scorer:	0 - 0
Season/Career 5-Rebound Games:	0 - 0	Season/Career Team's Top Rebounder:	0 - 0
Season/Career 3-Assist Games:	0 - 0	Season/Career Team's Top Assist Man:	0 - 0

Season/Career 10-Point Games:	0 - 0	Season/Career Double-Doubles:	0 - 0
Season/Career 20-Point Games:	0 - 0	Season/Career Team's Top Scorer:	0 - 0
Season/Career 5-Rebound Games:	0 - 0	Season/Career Team's Top Rebounder:	0 - 0
Season/Career 3-Assist Games:	0 - 0	Season/Career Team's Top Assist Man:	0 - 0

**BRANDON BOLEN'S CAREER STATISTICS**

Season	G-GS	Min	FGs	Pct	3FGs	Pct	FTs	Pct	Rebs	Ast	TO	Blk	Stl	Points
2007-08	8-0	11	0-2	.000	0-1	.000	1-2	.500	4-0.5	0	3	0	0	1-0.1
Totals	8-0	11	0-2	.000	0-1	.000	1-2	.500	4-0.5	0	3	0	0	1-0.1

**ROD BRYANT'S CAREER STATISTICS**

Season	G-GS	Min	FGs	Pct	3FGs	Pct	FTs	Pct	Rebs	Ast	TO	Blk	Stl	Points
2007-08	4-0	4	2-2	1.000	0-0	.000	0-1	.000	1-0.3	0	1	0	0	4-1.0
Totals	4-0	4	2-2	1.000	0-0	.000	0-1	.000	1-0.3	0	1	0	0	4-1.0



**10      JOSEPH IUPE      10**  
**6-1 • 160 • So. • G**  
**MADISON, MS (MADISON CENTRAL HS)**

**JOSEPH IUPE'S GAME-BY-GAME STATS (2007-08)**

Opponent	FG	3FG	FT	Reb	PF	Pts	Ast	TO	BS	Stl	Min
LA. TECH	0-0	0-0	0-0	0	0	0	0	0	0	0	1
CLEMSON				Did Not Play							
UT MARTIN	0-0	0-0	0-0	0	0	0	0	0	0	0	1
UC Irvine				Did Not Play							
Southern Illinois				Did Not Play							
Miami (OH)				Did Not Play							
MURRAY ST.	0-0	0-0	0-0	0	0	0	0	0	0	0	1
SE LOUISIANA	0-0	0-0	0-0	1	0	0	0	0	0	0	1
MIAMI (FL)				Did Not Play							
@South Alabama				Did Not Play							
@Loyola M'mount	0-0	0-0	0-0	0	0	0	0	0	0	0	1
@TAMU-CC	0-0	0-0	0-0	0	0	0	0	0	0	0	1
MISSOURI				Did Not Play							
Lafayette	0-0	0-0	0-0	1	0	0	0	1	0	0	2
@LSU	0-0	0-0	0-0	1	0	0	0	0	0	0	1
GEORGIA				Did Not Play							
KENTUCKY				Did Not Play							
@Alabama				Did Not Play							
MISSISSIPPI											
@Arkansas											
TENNESSEE											
ALABAMA											
@Auburn											
ARKANSAS											
@Mississippi											
@South Carolina											
AUBURN											
@Florida											
@Vanderbilt											
LSU											

SEASON HIGH	JOSEPH IUPE	CAREER HIGH
--	Pts	2, 2x (last: vs Bradley 3-17-07)
1, 3x (last: at LSU 1-9-08)	Rebs	1, 6x (last: at LSU 1-9-08)
--	Asts	2 vs Nicholls (11-11-06)
--	Blks	--
--	Stls	--
--	FGM	1, 2x (last: vs Bradley 3-17-07)
--	FGA	2 vs TAMUCC (12-2-06)
--	3FGM	--
--	3FGA	1, 4x (last: vs Vanderbilt 2-21-07)
--	FTM	1 vs Loyola Marymount (11-13-06)
--	FTA	2, 2x (last: vs New Orleans 12-21-06)
2 vs Lafayette (1-5-08)	Mins	2, 5x (last: vs Lafayette 1-5-08)

Season/Career 10-Point Games:	0 - 0	Season/Career Double-Doubles:	0 - 0
Season/Career 20-Point Games:	0 - 0	Season/Career Team's Top Scorer:	0 - 0
Season/Career 5-Rebound Games:	0 - 0	Season/Career Team's Top Rebounder:	0 - 0
Season/Career 3-Assist Games:	0 - 0	Season/Career Team's Top Assist Man:	0 - 0

**JOSEPH IUPE'S CAREER STATISTICS**

Season	G-GS	Min	FGs	Pct	3FGs	Pct	FTs	Pct	Rebs	Ast	TO	Blk	Stl	Points
2006-07	15-0	19	2-7	.286	0-4	.000	1-4	.250	3-0.2	2	2	0	0	5-0.3
2007-08	8-0	9	0-0	.000	0-0	.000	0-0	.000	3-0.4	0	1	0	0	0-0.0
Totals	23-0	28	2-7	.286	0-4	.000	1-4	.250	6-0.3	2	3	0	0	5-0.2

**Mississippi State Men's Basketball**  
**Mississippi State Combined Team Statistics (as of Jan 19, 2008)**  
**All games**

<b>RECORD:</b>	<b>OVERALL</b>	<b>HOME</b>	<b>AWAY</b>	<b>NEUTRAL</b>
<b>ALL GAMES.....</b>	<b>(13-5)</b>	<b>(7-2)</b>	<b>(4-1)</b>	<b>(2-2)</b>
<b>CONFERENCE.....</b>	<b>(4-0)</b>	<b>(2-0)</b>	<b>(2-0)</b>	<b>(0-0)</b>
<b>NON-CONFERENCE.....</b>	<b>(9-5)</b>	<b>(5-2)</b>	<b>(2-1)</b>	<b>(2-2)</b>

##	Player	GP-GS	Min--Avg	---TOTAL---		---3-PTS---		FT-FTA	Pct	---REBOUNDS---				PF	FO	A	TO	Blk	Stl	Pts	Avg
				FG-FGA	Pct	3FG-FGA	Pct			Off	Def	Tot	Avg								
44	Gordon, Jamont.....	18-18	591 32.8	114-253	.451	31-90	.344	62-89	.697	27	91	118	6.6	41	0	77	66	15	19	321	17.8
23	Rhodes, Charles.....	15-13	412 27.5	89-161	.553	0-3	.000	34-59	.576	40	63	103	6.9	39	2	14	32	20	13	212	14.1
22	Stewart, Barry.....	18-18	614 34.1	71-173	.410	31-91	.341	43-61	.705	22	57	79	4.4	41	1	60	49	2	25	216	12.0
11	Hansbrough, Ben.....	17-16	524 30.8	53-131	.405	33-95	.347	26-35	.743	14	50	64	3.8	35	1	45	24	1	19	165	9.7
32	Varnado, Jarvis.....	18-18	467 25.9	55-90	.611	0-1	.000	19-49	.388	52	104	156	8.7	51	3	8	21	93	10	129	7.2
25	Turner, Phil.....	18-7	366 20.3	34-94	.362	18-57	.316	14-24	.583	15	44	59	3.3	32	1	21	21	6	22	100	5.6
02	Bailey, Ravern.....	14-0	89 6.4	16-33	.485	3-13	.231	3-7	.429	4	11	15	1.1	4	0	5	6	3	1	38	2.7
21	Johnson, Brian.....	17-0	205 12.1	19-32	.594	0-2	.000	8-11	.727	22	24	46	2.7	27	0	3	23	9	8	46	2.7
15	Benock, Riley.....	17-0	148 8.7	11-29	.379	10-25	.400	5-8	.625	1	15	16	0.9	9	0	14	9	2	4	37	2.2
24	Augustus, Kodi.....	10-0	51 5.1	5-13	.385	2-7	.286	4-7	.571	3	9	12	1.2	8	0	2	7	2	1	16	1.6
45	Bailey, Elgin.....	15-0	100 6.7	8-20	.400	0-0	.000	6-23	.261	14	16	30	2.0	20	0	1	12	3	4	22	1.5
14	Bryant, Rod.....	4-0	4 1.0	2-2	1.000	0-0	.000	0-1	.000	0	1	1	0.3	0	0	0	1	0	0	4	1.0
33	Bolen, Brandon.....	8-0	11 1.4	0-2	.000	0-1	.000	1-2	.500	1	3	4	0.5	1	0	0	3	0	0	1	0.1
03	Begley, Billy.....	7-0	9 1.3	0-1	.000	0-0	.000	0-0	.000	0	1	1	0.1	1	0	0	1	0	0	0	0.0
10	Iupe, Joseph.....	8-0	9 1.1	0-0	.000	0-0	.000	0-0	.000	1	2	3	0.4	0	0	0	1	0	0	0	0.0
TEAM.....											22	26	48	2.7	0		7				

Total.....	18	3600		477-1034	.461	128-385	.332	225-376	.598	238	517	755	41.9	309	8	250	283	156	126	1307	72.6
Opponents.....	18	3600		387-1077	.359	105-345	.304	218-322	.677	231	400	631	35.1	341	-	205	260	54	132	1097	60.9

TEAM STATISTICS	MS	OPP	DATE	OPPONENT	W/L	SCORE	ATTEND
-----							-----
SCORING.....	1307	1097	11-10-07	LOUISIANA TECH	W	75-45	10153
Points per game.....	72.6	60.9	11-15-07	CLEMSON	L	82-84	9950
Scoring margin.....	+11.7	-	11-17-07	UT MARTIN	W	86-70	9950
FIELD GOALS-ATT.....	477-1034	387-1077	#11-22-07	vs UC Irvine	W	68-53	1387
Field goal pct.....	.461	.359	#11-23-07	vs Southern Illinois	L	49-63	1447
3 POINT FG-ATT.....	128-385	105-345	#11-25-07	vs Miami (OH)	L	60-67	2447
3-point FG pct.....	.332	.304	12-01-07	MURRAY STATE	W	78-61	7787
3-pt FG made per game..	7.1	5.8	12-08-07	SOUTHEASTERN LOUISIANA	W	84-59	7719
FREE THROWS-ATT.....	225-376	218-322	12-13-07	MIAMI (FL)	L	58-64	7912
Free throw pct.....	.598	.677	+12-15-07	at South Alabama	L	67-71	6731
REBOUNDS.....	755	631	12-19-07	at Loyola Marymount	W	85-54	1005
Rebounds per game.....	41.9	35.1	12-21-07	at Texas A&M-Corpus Christi	W	95-70	2051
Rebounding margin.....	+6.9	-	12-30-07	MISSOURI	W	87-75	8249
ASSISTS.....	250	205	*01-05-08	vs Lafayette	W	77-53	3044
Assists per game.....	13.9	11.4	*01-09-08	at LSU	W	61-39	7843
TURNOVERS.....	283	260	*01-12-08	GEORGIA	W	60-49	8713
Turnovers per game.....	15.7	14.4	*01-15-08	KENTUCKY	W	69-64	9862
Turnover margin.....	-1.3	-	*01-19-08	at Alabama	W	66-56	11290
Assist/turnover ratio..	0.9	0.8					
STEALS.....	126	132	# - Anaheim Classic (Anaheim, Calif.)				
Steals per game.....	7.0	7.3	+ - Coors Classic (Mobile, Ala.)				
BLOCKS.....	156	54	^ - at Jackson, Miss. (Mississippi Coliseum)				
Blocks per game.....	8.7	3.0	* - Southeastern Conference Game				
WINNING STREAK.....	8	-					
Home win streak.....	3	-					
ATTENDANCE.....	80295	37245					
Home games-Avg/Game....	9-8922	5-5784					
Neutral site-Avg/Game..	-	4-2081					

SCORE BY PERIODS:	1st	2nd	Total
-----			
Mississippi State.....	622	685	- 1307
Opponents.....	509	588	- 1097

**Mississippi State Men's Basketball**  
**Mississippi State Combined Team Statistics (as of Jan 19, 2008)**  
**Conference games**

<b>RECORD:</b>	<b>OVERALL</b>	<b>HOME</b>	<b>AWAY</b>	<b>NEUTRAL</b>
<b>ALL GAMES.....</b>	<b>( 4-0 )</b>	<b>( 2-0 )</b>	<b>( 2-0 )</b>	<b>( 0-0 )</b>
<b>CONFERENCE.....</b>	<b>( 4-0 )</b>	<b>( 2-0 )</b>	<b>( 2-0 )</b>	<b>( 0-0 )</b>
<b>NON-CONFERENCE.....</b>	<b>( 0-0 )</b>	<b>( 0-0 )</b>	<b>( 0-0 )</b>	<b>( 0-0 )</b>

##	Player	GP-GS	Min--Avg	---TOTAL---		---3-PTS---		---REBOUNDS---							PF	FO	A	TO	Blk	Stl	Pts	Avg
				FG-FGA	Pct	3FG-FGA	Pct	FT-FTA	Pct	Off	Def	Tot	Avg									
44	Gordon, Jamont.....	4-4	140 35.0	28-53	.528	10-22	.455	10-16	.625	4	24	28	7.0	11	0	13	13	6	2	76	19.0	
22	Stewart, Barry.....	4-4	141 35.2	13-41	.317	4-19	.211	15-23	.652	6	10	16	4.0	13	0	14	13	0	6	45	11.3	
32	Varnado, Jarvis....	4-4	103 25.8	15-24	.625	0-0	.000	6-17	.353	13	31	44	11.0	11	0	1	3	27	3	36	9.0	
23	Rhodes, Charles....	3-2	73 24.3	11-20	.550	0-1	.000	3-8	.375	4	11	15	5.0	3	0	2	3	4	2	25	8.3	
11	Hansbrough, Ben....	3-2	91 30.3	8-21	.381	5-15	.333	1-4	.250	4	6	10	3.3	7	0	6	4	0	2	22	7.3	
25	Turner, Phil.....	4-4	132 33.0	9-28	.321	6-20	.300	1-2	.500	3	15	18	4.5	9	0	7	8	2	4	25	6.3	
15	Benock, Riley.....	4-0	33 8.3	3-4	.750	3-4	.750	3-4	.750	0	2	2	0.5	1	0	2	5	1	0	12	3.0	
24	Augustus, Kodi.....	1-0	1 1.0	1-2	.500	0-1	.000	0-0	.000	0	0	0	0.0	0	0	0	0	0	0	2	2.0	
02	Johnson, Ravern....	4-0	26 6.5	3-9	.333	0-4	.000	2-4	.500	2	4	6	1.5	0	0	1	1	1	0	8	2.0	
45	Bailey, Elgin.....	3-0	22 7.3	1-2	.500	0-0	.000	1-4	.250	3	3	6	2.0	6	0	0	3	1	1	3	1.0	
21	Johnson, Brian.....	4-0	34 8.5	1-4	.250	0-0	.000	0-0	.000	2	3	5	1.3	4	0	1	5	2	0	2	0.5	
10	Iupe, Joseph.....	1-0	1 1.0	0-0	.000	0-0	.000	0-0	.000	0	1	1	1.0	0	0	0	0	0	0	0	0.0	
33	Bolen, Brandon.....	1-0	1 1.0	0-0	.000	0-0	.000	0-0	.000	0	2	2	2.0	0	0	0	0	0	0	0	0.0	
03	Begley, Billy.....	2-0	2 1.0	0-0	.000	0-0	.000	0-0	.000	0	0	0	0.0	0	0	0	0	0	0	0	0.0	
TEAM.....										4	5	9	2.3	0			0					
<hr/>																						
Total.....		4	800	93-208	.447	28-86	.326	42-82	.512	45	117	162	40.5	65	0	47	58	44	20	256	64.0	
Opponents.....		4	800	73-235	.311	14-68	.206	48-71	.676	53	89	142	35.5	69	-	38	50	17	31	208	52.0	

TEAM STATISTICS	MS	OPP	DATE	OPPONENT	W/L	SCORE	ATTEND
<hr/>							
SCORING.....	256	208	*01-09-08	at LSU	W	61-39	7843
Points per game.....	64.0	52.0	*01-12-08	GEORGIA	W	60-49	8713
Scoring margin.....	+12.0	-	*01-15-08	KENTUCKY	W	69-64	9862
FIELD GOALS-ATT.....	93-208	73-235	*01-19-08	at Alabama	W	66-56	11290
Field goal pct.....	.447	.311					
3 POINT FG-ATT.....	28-86	14-68	# - Anaheim Classic (Anaheim, Calif.)				
3-point FG pct.....	.326	.206	+ - Coors Classic (Mobile, Ala.)				
3-pt FG made per game..	7.0	3.5	^ - at Jackson, Miss. (Mississippi Coliseum)				
FREE THROWS-ATT.....	42-82	48-71	* - Southeastern Conference Game				
Free throw pct.....	.512	.676					
REBOUNDS.....	162	142					
Rebounds per game.....	40.5	35.5					
Rebounding margin.....	+5.0	-					
ASSISTS.....	47	38					
Assists per game.....	11.8	9.5					
TURNOVERS.....	58	50					
Turnovers per game.....	14.5	12.5					
Turnover margin.....	-2.0	-					
Assist/turnover ratio..	0.8	0.8					
STEALS.....	20	31					
Steals per game.....	5.0	7.8					
BLOCKS.....	44	17					
Blocks per game.....	11.0	4.3					
WINNING STREAK.....	4	-					
Home win streak.....	2	-					
ATTENDANCE.....	18575	19133					
Home games-Avg/Game....	2-9288	2-9566					
Neutral site-Avg/Game..	-	0-0					

SCORE BY PERIODS:	1st	2nd	Total
<hr/>			
Mississippi State.....	117	139	- 256
Opponents.....	98	110	- 208

**Mississippi State Men's Basketball**  
**Mississippi State Combined Team Statistics (as of Jan 19, 2008)**  
**8-Game Win Streak**

<b>RECORD:</b>	<b>OVERALL</b>	<b>HOME</b>	<b>AWAY</b>	<b>NEUTRAL</b>
<b>ALL GAMES.....</b>	<b>(8-0)</b>	<b>(3-0)</b>	<b>(4-0)</b>	<b>(1-0)</b>
<b>CONFERENCE.....</b>	<b>(4-0)</b>	<b>(2-0)</b>	<b>(2-0)</b>	<b>(0-0)</b>
<b>NON-CONFERENCE.....</b>	<b>(4-0)</b>	<b>(1-0)</b>	<b>(2-0)</b>	<b>(1-0)</b>

##	Player	GP-GS	Min--Avg	---TOTAL---		---3-PTS---		---REBOUNDS---							PF	FO	A	TO	Blk	Stl	Pts	Avg
				FG-FGA	Pct	3FG-FGA	Pct	FT-FTA	Pct	Off	Def	Tot	Avg									
44	Gordon, Jamont.....	8-8	265 33.1	55-111	.495	16-38	.421	23-34	.676	12	36	48	6.0	19	0	37	26	8	8	149	18.6	
23	Rhodes, Charles....	5-4	132 26.4	28-48	.583	0-1	.000	9-19	.474	12	23	35	7.0	9	0	4	7	6	3	65	13.0	
22	Stewart, Barry....	8-8	272 34.0	33-79	.418	12-39	.308	26-39	.667	11	19	30	3.8	20	0	31	24	0	11	104	13.0	
11	Hansbrough, Ben....	7-6	207 29.6	24-54	.444	14-37	.378	7-14	.500	9	22	31	4.4	15	1	22	8	0	8	69	9.9	
32	Varnado, Jarvis....	8-8	196 24.5	29-48	.604	0-1	.000	15-36	.417	26	51	77	9.6	21	0	3	8	46	4	73	9.1	
25	Turner, Phil.....	8-6	226 28.3	20-52	.385	10-32	.313	11-16	.688	8	32	40	5.0	17	0	12	13	5	12	61	7.6	
02	Johnson, Ravern....	8-0	66 8.3	15-25	.600	3-11	.273	2-5	.400	3	11	14	1.8	3	0	4	4	3	0	35	4.4	
15	Benock, Riley.....	8-0	69 8.6	5-11	.455	5-10	.500	4-6	.667	0	4	4	0.5	5	0	7	7	2	2	19	2.4	
45	Bailey, Elgin.....	7-0	47 6.7	2-9	.222	0-0	.000	5-14	.357	8	10	18	2.6	13	0	0	6	2	1	9	1.3	
21	Johnson, Brian.....	8-0	85 10.6	4-8	.500	0-0	.000	2-4	.500	6	15	21	2.6	13	0	1	11	6	5	10	1.3	
24	Augustus, Kodi.....	5-0	19 3.8	2-5	.400	0-3	.000	1-2	.500	1	2	3	0.6	3	0	2	1	1	1	5	1.0	
33	Bolen, Brandon.....	4-0	7 1.8	0-1	.000	0-1	.000	1-2	.500	1	2	3	0.8	0	0	0	1	0	0	1	0.3	
10	Iupe, Joseph.....	4-0	5 1.3	0-0	.000	0-0	.000	0-0	.000	1	1	2	0.5	0	0	0	1	0	0	0	0.0	
03	Begley, Billy.....	3-0	4 1.3	0-0	.000	0-0	.000	0-0	.000	0	0	0	0.0	0	0	0	0	0	0	0	0.0	
TEAM.....										9	8	17	2.1	0								
<hr/>																						
Total.....		8	1600	217-451	.481	60-173	.347	106-191	.555	107	236	343	42.9	138	1	123	121	79	55	600	75.0	
Opponents.....		8	1600	159-481	.331	43-159	.270	99-149	.664	110	170	280	35.0	160	-	88	115	30	59	460	57.5	

TEAM STATISTICS	MS	OPP	DATE	OPPONENT	W/L	SCORE	ATTEND
<hr/>							<hr/>
SCORING.....	600	460	12-19-07	at Loyola Marymount	W	85-54	1005
Points per game.....	75.0	57.5	12-21-07	at Texas A&M-Corpus Christi	W	95-70	2051
Scoring margin.....	+17.5	-	12-30-07	MISSOURI	W	87-75	8249
FIELD GOALS-ATT.....	217-451	159-481	^01-05-08	vs Lafayette	W	77-53	3044
Field goal pct.....	.481	.331	*01-09-08	at LSU	W	61-39	7843
3 POINT FG-ATT.....	60-173	43-159	*01-12-08	GEORGIA	W	60-49	8713
3-point FG pct.....	.347	.270	*01-15-08	KENTUCKY	W	69-64	9862
3-pt FG made per game..	7.5	5.4	*01-19-08	at Alabama	W	66-56	11290
FREE THROWS-ATT.....	106-191	99-149	# - Anaheim Classic (Anaheim, Calif.)				
Free throw pct.....	.555	.664	+ - Coors Classic (Mobile, Ala.)				
REBOUNDS.....	343	280	^ - at Jackson, Miss. (Mississippi Coliseum)				
Rebounds per game.....	42.9	35.0	* - Southeastern Conference Game				
Rebounding margin.....	+7.9	-					
ASSISTS.....	123	88					
Assists per game.....	15.4	11.0					
TURNOVERS.....	121	115					
Turnovers per game.....	15.1	14.4					
Turnover margin.....	-0.7	-					
Assist/turnover ratio..	1.0	0.8					
STEALS.....	55	59					
Steals per game.....	6.9	7.4					
BLOCKS.....	79	30					
Blocks per game.....	9.9	3.8					
WINNING STREAK.....	8	-					
Home win streak.....	3	-					
ATTENDANCE.....	26824	25233					
Home games-Avg/Game....	3-8941	4-5547					
Neutral site-Avg/Game..	-	1-3044					

SCORE BY PERIODS:	1st	2nd	Total
<hr/>			
Mississippi State.....	286	314	- 600
Opponents.....	223	237	- 460

**Mississippi State Men's Basketball**  
**Mississippi State Combined Team Statistics (as of Jan 19, 2008)**  
**Home games**

<b>RECORD:</b>	<b>OVERALL</b>	<b>HOME</b>	<b>AWAY</b>	<b>NEUTRAL</b>
<b>ALL GAMES.....</b>	<b>(7-2)</b>	<b>(7-2)</b>	<b>(0-0)</b>	<b>(0-0)</b>
<b>CONFERENCE.....</b>	<b>(2-0)</b>	<b>(2-0)</b>	<b>(0-0)</b>	<b>(0-0)</b>
<b>NON-CONFERENCE.....</b>	<b>(5-2)</b>	<b>(5-2)</b>	<b>(0-0)</b>	<b>(0-0)</b>

##	Player	GP-GS	Min--Avg	---TOTAL---		---3-PTS---		---REBOUNDS---							PF	FO	A	TO	Blk	Stl	Pts	Avg
				FG-FGA	Pct	3FG-FGA	Pct	FT-FTA	Pct	Off	Def	Tot	Avg									
44	Gordon, Jamont.....	9-9	298 33.1	59-127	.465	15-45	.333	38-53	.717	15	52	67	7.4	20	0	37	31	8	6	171	19.0	
23	Rhodes, Charles....	8-7	208 26.0	50-85	.588	0-0	.000	17-30	.567	17	26	43	5.4	18	1	10	15	16	7	117	14.6	
22	Stewart, Barry.....	9-9	300 33.3	37-94	.394	15-49	.306	25-33	.758	12	32	44	4.9	21	1	27	24	1	16	114	12.7	
11	Hansbrough, Ben....	8-8	252 31.5	23-56	.411	14-39	.359	17-22	.773	6	23	29	3.6	20	1	20	10	1	8	77	9.6	
32	Varnado, Jarvis....	9-9	232 25.8	28-45	.622	0-0	.000	9-19	.474	22	57	79	8.8	23	2	4	12	57	1	65	7.2	
25	Turner, Phil.....	9-3	181 20.1	16-52	.308	7-31	.226	7-14	.500	8	24	32	3.6	13	0	9	11	2	9	46	5.1	
21	Johnson, Brian.....	9-0	105 11.7	12-19	.632	0-2	.000	4-5	.800	13	7	20	2.2	11	0	2	9	3	3	28	3.1	
15	Benock, Riley.....	9-0	85 9.4	7-19	.368	6-16	.375	5-8	.625	1	11	12	1.3	2	0	7	4	1	2	25	2.8	
24	Augustus, Kodi.....	5-0	33 6.6	3-8	.375	2-4	.500	3-5	.600	2	7	9	1.8	5	0	0	6	1	0	11	2.2	
45	Bailey, Elgin.....	7-0	48 6.9	6-12	.500	0-0	.000	2-9	.222	7	5	12	1.7	7	0	1	5	1	3	14	2.0	
14	Bryant, Rod.....	4-0	4 1.0	2-2	1.000	0-0	.000	0-1	.000	0	1	1	0.3	0	0	0	1	0	0	4	1.0	
02	Johnson, Ravern....	7-0	40 5.7	3-14	.214	0-5	.000	1-2	.500	1	2	3	0.4	1	0	1	4	1	1	7	1.0	
33	Bolen, Brandon.....	4-0	4 1.0	0-1	.000	0-0	.000	0-0	.000	0	1	1	0.3	1	0	0	2	0	0	0	0.0	
10	Iupe, Joseph.....	4-0	4 1.0	0-0	.000	0-0	.000	0-0	.000	0	1	1	0.3	0	0	0	0	0	0	0	0.0	
03	Begley, Billy.....	5-0	6 1.2	0-1	.000	0-0	.000	0-0	.000	0	1	1	0.2	1	0	0	1	0	0	0	0.0	
TEAM.....										14	18	32	3.6	0			1					
<hr/>																						
Total.....		9	1800	246-535	.460	59-191	.309	128-201	.637	118	268	386	42.9	143	5	118	136	92	56	679	75.4	
Opponents.....		9	1800	205-579	.354	57-187	.305	104-148	.703	127	211	338	37.6	178	-	93	131	28	68	571	63.4	

TEAM STATISTICS	MS	OPP	DATE	OPPONENT	W/L	SCORE	ATTEND
<hr/>							<hr/>
SCORING.....	679	571	11-10-07	LOUISIANA TECH	W	75-45	10153
Points per game.....	75.4	63.4	11-15-07	CLEMSON	L	82-84	9950
Scoring margin.....	+12.0	-	11-17-07	UT MARTIN	W	86-70	9950
FIELD GOALS-ATT.....	246-535	205-579	12-01-07	MURRAY STATE	W	78-61	7787
Field goal pct.....	.460	.354	12-08-07	SOUTHEASTERN LOUISIANA	W	84-59	7719
3 POINT FG-ATT.....	59-191	57-187	12-13-07	MIAMI (FL)	L	58-64	7912
3-point FG pct.....	.309	.305	12-30-07	MISSOURI	W	87-75	8249
3-pt FG made per game..	6.6	6.3	*01-12-08	GEORGIA	W	60-49	8713
FREE THROWS-ATT.....	128-201	104-148	*01-15-08	KENTUCKY	W	69-64	9862
Free throw pct.....	.637	.703					
REBOUNDS.....	386	338	# - Anaheim Classic (Anaheim, Calif.)				
Rebounds per game.....	42.9	37.6	+ - Coors Classic (Mobile, Ala.)				
Rebounding margin.....	+5.3	-	^ - at Jackson, Miss. (Mississippi Coliseum)				
ASSISTS.....	118	93	* - Southeastern Conference Game				
Assists per game.....	13.1	10.3					
TURNOVERS.....	136	131					
Turnovers per game.....	15.1	14.6					
Turnover margin.....	-0.6	-					
Assist/turnover ratio..	0.9	0.7					
STEALS.....	56	68					
Steals per game.....	6.2	7.6					
BLOCKS.....	92	28					
Blocks per game.....	10.2	3.1					
WINNING STREAK.....	3	-					
Home win streak.....	3	-					
ATTENDANCE.....	80295	0					
Home games-Avg/Game....	9-8922	0-0					
Neutral site-Avg/Game..	-	0-0					

SCORE BY PERIODS:	1st	2nd	Total
<hr/>			
Mississippi State.....	311	368	- 679
Opponents.....	250	321	- 571



**Mississippi State Men's Basketball**  
**Mississippi State Combined Team Statistics (as of Jan 19, 2008)**  
**Games won**

<b>RECORD:</b>	<b>OVERALL</b>	<b>HOME</b>	<b>AWAY</b>	<b>NEUTRAL</b>
<b>ALL GAMES.....</b>	<b>(13-0)</b>	<b>(7-0)</b>	<b>(4-0)</b>	<b>(2-0)</b>
<b>CONFERENCE.....</b>	<b>(4-0)</b>	<b>(2-0)</b>	<b>(2-0)</b>	<b>(0-0)</b>
<b>NON-CONFERENCE.....</b>	<b>(9-0)</b>	<b>(5-0)</b>	<b>(2-0)</b>	<b>(2-0)</b>

##	Player	GP-GS	Min--Avg	---TOTAL---		---3-PTS---		FT-FTA	Pct	---REBOUNDS---				PF	FO	A	TO	Blk	Stl	Pts	Avg
				FG-FGA	Pct	3FG-FGA	Pct			Off	Def	Tot	Avg								
44	Gordon, Jamont.....	13-13	410 31.5	86-175	.491	23-57	.404	40-57	.702	19	55	74	5.7	27	0	58	41	13	14	235	18.1
23	Rhodes, Charles....	10-9	273 27.3	61-110	.555	0-3	.000	24-39	.615	26	44	70	7.0	23	1	11	21	15	11	146	14.6
22	Stewart, Barry.....	13-13	428 32.9	54-123	.439	21-63	.333	35-50	.700	18	39	57	4.4	26	0	44	32	1	19	164	12.6
11	Hansbrough, Ben....	12-11	349 29.1	44-92	.478	25-60	.417	19-27	.704	11	37	48	4.0	21	1	32	17	1	13	132	11.0
32	Varnado, Jarvis....	13-13	309 23.8	40-66	.606	0-1	.000	17-39	.436	36	78	114	8.8	33	1	6	14	64	5	97	7.5
25	Turner, Phil.....	13-6	299 23.0	24-72	.333	12-45	.267	13-20	.650	8	39	47	3.6	21	0	17	17	5	18	73	5.6
02	Johnson, Ravern....	13-0	88 6.8	16-32	.500	3-12	.250	3-7	.429	4	11	15	1.2	4	0	5	6	3	1	38	2.9
15	Benock, Riley.....	13-0	124 9.5	11-24	.458	10-20	.500	5-8	.625	1	13	14	1.1	7	0	14	8	2	3	37	2.8
21	Johnson, Brian....	13-0	147 11.3	11-22	.500	0-2	.000	6-9	.667	15	21	36	2.8	20	0	3	18	7	6	28	2.2
45	Bailey, Elgin.....	12-0	89 7.4	7-18	.389	0-0	.000	6-23	.261	13	15	28	2.3	15	0	1	11	3	4	20	1.7
24	Augustus, Kodi.....	10-0	51 5.1	5-13	.385	2-7	.286	4-7	.571	3	9	12	1.2	8	0	2	7	2	1	16	1.6
14	Bryant, Rod.....	4-0	4 1.0	2-2	1.000	0-0	.000	0-1	.000	0	1	1	0.3	0	0	0	1	0	0	4	1.0
33	Bolen, Brandon....	8-0	11 1.4	0-2	.000	0-1	.000	1-2	.500	1	3	4	0.5	1	0	0	3	0	0	1	0.1
03	Begley, Billy.....	7-0	9 1.3	0-1	.000	0-0	.000	0-0	.000	0	1	1	0.1	1	0	0	1	0	0	0	0.0
10	Iupe, Joseph.....	8-0	9 1.1	0-0	.000	0-0	.000	0-0	.000	1	2	3	0.4	0	0	0	1	0	0	0	0.0
TEAM.....											14	19	33	2.5	0		4				
-----																					
Total.....		13	2600	361-752	.480	96-271	.354	173-289	.599	170	387	557	42.8	207	3	193	202	116	95	991	76.2
Opponents.....		13	2600	270-791	.341	68-258	.264	140-210	.667	172	282	454	34.9	255	-	133	201	41	98	748	57.5

TEAM STATISTICS	MS	OPP	DATE	OPPONENT	W/L	SCORE	ATTEND
-----							-----
SCORING.....	991	748	11-10-07	LOUISIANA TECH	W	75-45	10153
Points per game.....	76.2	57.5	11-17-07	UT MARTIN	W	86-70	9950
Scoring margin.....	+18.7	-	#11-22-07	vs UC Irvine	W	68-53	1387
FIELD GOALS-ATT.....	361-752	270-791	12-01-07	MURRAY STATE	W	78-61	7787
Field goal pct.....	.480	.341	12-08-07	SOUTHEASTERN LOUISIANA	W	84-59	7719
3 POINT FG-ATT.....	96-271	68-258	12-19-07	at Loyola Marymount	W	85-54	1005
3-point FG pct.....	.354	.264	12-21-07	at Texas A&M-Corpus Christi	W	95-70	2051
3-pt FG made per game..	7.4	5.2	12-30-07	MISSOURI	W	87-75	8249
FREE THROWS-ATT.....	173-289	140-210	^01-05-08	vs Lafayette	W	77-53	3044
Free throw pct.....	.599	.667	*01-09-08	at LSU	W	61-39	7843
REBOUNDS.....	557	454	*01-12-08	GEORGIA	W	60-49	8713
Rebounds per game.....	42.8	34.9	*01-15-08	KENTUCKY	W	69-64	9862
Rebounding margin.....	+7.9	-	*01-19-08	at Alabama	W	66-56	11290
ASSISTS.....	193	133					
Assists per game.....	14.8	10.2	#	- Anaheim Classic (Anaheim, Calif.)			
TURNOVERS.....	202	201	+	- Coors Classic (Mobile, Ala.)			
Turnovers per game.....	15.5	15.5	^	- at Jackson, Miss. (Mississippi Coliseum)			
Turnover margin.....	-0.1	-	*	- Southeastern Conference Game			
Assist/turnover ratio..	1.0	0.7					
STEALS.....	95	98					
Steals per game.....	7.3	7.5					
BLOCKS.....	116	41					
Blocks per game.....	8.9	3.2					
WINNING STREAK.....	13	-					
Home win streak.....	7	-					
ATTENDANCE.....	62433	26620					
Home games-Avg/Game....	7-8919	4-5547					
Neutral site-Avg/Game..	-	2-2216					

SCORE BY PERIODS:	1st	2nd	Total
-----			
Mississippi State.....	478	513	- 991
Opponents.....	352	396	- 748

**Mississippi State Men's Basketball**  
**Mississippi State Combined Team Statistics (as of Jan 19, 2008)**  
**Games lost**

<b>RECORD:</b>	<b>OVERALL</b>	<b>HOME</b>	<b>AWAY</b>	<b>NEUTRAL</b>
<b>ALL GAMES.....</b>	<b>(0-5)</b>	<b>(0-2)</b>	<b>(0-1)</b>	<b>(0-2)</b>
<b>CONFERENCE.....</b>	<b>(0-0)</b>	<b>(0-0)</b>	<b>(0-0)</b>	<b>(0-0)</b>
<b>NON-CONFERENCE.....</b>	<b>(0-5)</b>	<b>(0-2)</b>	<b>(0-1)</b>	<b>(0-2)</b>

##	Player	GP-GS	Min--Avg	---TOTAL---		---3-PTS---		---REBOUNDS---							PF	FO	A	TO	Blk	Stl	Pts	Avg
				FG-FGA	Pct	3FG-FGA	Pct	FT-FTA	Pct	Off	Def	Tot	Avg									
44	Gordon, Jamont.....	5-5	181 36.2	28-78	.359	8-33	.242	22-32	.688	8	36	44	8.8	14	0	19	25	2	5	86	17.2	
23	Rhodes, Charles....	5-4	139 27.8	28-51	.549	0-0	.000	10-20	.500	14	19	33	6.6	16	1	3	11	5	2	66	13.2	
22	Stewart, Barry....	5-5	186 37.2	17-50	.340	10-28	.357	8-11	.727	4	18	22	4.4	15	1	16	17	1	6	52	10.4	
11	Hansbrough, Ben....	5-5	175 35.0	9-39	.231	8-35	.229	7-8	.875	3	13	16	3.2	14	0	13	7	0	6	33	6.6	
32	Varnado, Jarvis....	5-5	158 31.6	15-24	.625	0-0	.000	2-10	.200	16	26	42	8.4	18	2	2	7	29	5	32	6.4	
25	Turner, Phil.....	5-1	67 13.4	10-22	.455	6-12	.500	1-4	.250	7	5	12	2.4	11	1	4	4	1	4	27	5.4	
21	Johnson, Brian.....	4-0	58 14.5	8-10	.800	0-0	.000	2-2	1.000	7	3	10	2.5	7	0	0	5	2	2	18	4.5	
45	Bailey, Elgin.....	3-0	11 3.7	1-2	.500	0-0	.000	0-0	.000	1	1	2	0.7	5	0	0	1	0	0	2	0.7	
02	Johnson, Ravern....	1-0	1 1.0	0-1	.000	0-1	.000	0-0	.000	0	0	0	0.0	0	0	0	0	0	0	0	0.0	
15	Benock, Riley.....	4-0	24 6.0	0-5	.000	0-5	.000	0-0	.000	0	2	2	0.5	2	0	0	1	0	1	0	0.0	
TEAM.....										8	7	15	3.0	0			3					

Total.....	5	1000	116-282	.411	32-114	.281	52-87	.598	68	130	198	39.6	102	5	57	81	40	31	316	63.2
Opponents.....	5	1000	117-286	.409	37-87	.425	78-112	.696	59	118	177	35.4	86	-	72	59	13	34	349	69.8

TEAM STATISTICS	MS	OPP	DATE	OPPONENT	W/L	SCORE	ATTEND
SCORING.....	316	349	11-15-07	CLEMSON	L	82-84	9950
Points per game.....	63.2	69.8	#11-23-07	vs Southern Illinois	L	49-63	1447
Scoring margin.....	-6.6	-	#11-25-07	vs Miami (OH)	L	60-67	2447
FIELD GOALS-ATT.....	116-282	117-286	12-13-07	MIAMI (FL)	L	58-64	7912
Field goal pct.....	.411	.409	+12-15-07	at South Alabama	L	67-71	6731
3 POINT FG-ATT.....	32-114	37-87					
3-point FG pct.....	.281	.425	#	- Anaheim Classic (Anaheim, Calif.)			
3-pt FG made per game..	6.4	7.4	+	- Coors Classic (Mobile, Ala.)			
FREE THROWS-ATT.....	52-87	78-112	^	- at Jackson, Miss. (Mississippi Coliseum)			
Free throw pct.....	.598	.696	*	- Southeastern Conference Game			
REBOUNDS.....	198	177					
Rebounds per game.....	39.6	35.4					
Rebounding margin.....	+4.2	-					
ASSISTS.....	57	72					
Assists per game.....	11.4	14.4					
TURNOVERS.....	81	59					
Turnovers per game.....	16.2	11.8					
Turnover margin.....	-4.4	-					
Assist/turnover ratio..	0.7	1.2					
STEALS.....	31	34					
Steals per game.....	6.2	6.8					
BLOCKS.....	40	13					
Blocks per game.....	8.0	2.6					
WINNING STREAK.....	0	-					
Home win streak.....	0	-					
ATTENDANCE.....	17862	10625					
Home games-Avg/Game....	2-8931	1-6731					
Neutral site-Avg/Game..	-	2-1947					

SCORE BY PERIODS:	1st	2nd	Total
Mississippi State.....	144	172	- 316
Opponents.....	157	192	- 349

**Mississippi State Men's Basketball**  
**Mississippi State Combined Team Statistics (as of Jan 19, 2008)**  
**SEC Home Games**

<b>RECORD:</b>	<b>OVERALL</b>	<b>HOME</b>	<b>AWAY</b>	<b>NEUTRAL</b>
<b>ALL GAMES.....</b>	<b>(2-0)</b>	<b>(2-0)</b>	<b>(0-0)</b>	<b>(0-0)</b>
<b>CONFERENCE.....</b>	<b>(2-0)</b>	<b>(2-0)</b>	<b>(0-0)</b>	<b>(0-0)</b>
<b>NON-CONFERENCE.....</b>	<b>(0-0)</b>	<b>(0-0)</b>	<b>(0-0)</b>	<b>(0-0)</b>

##	Player	GP-GS	Min--Avg	---TOTAL---		---3-PTS---		----REBOUNDS----								PF	FO	A	TO	Blk	Stl	Pts	Avg
				FG-FGA	Pct	3FG-FGA	Pct	FT-FTA	Pct	Off	Def	Tot	Avg										
44	Gordon, Jamont.....	2-2	69 34.5	13-23	.565	5-10	.500	8-12	.667	4	14	18	9.0	6	0	7	6	3	0	39	19.5		
23	Rhodes, Charles....	2-1	42 21.0	9-13	.692	0-0	.000	2-6	.333	1	5	6	3.0	1	0	2	3	3	2	20	10.0		
32	Varnado, Jarvis....	2-2	57 28.5	7-10	.700	0-0	.000	5-11	.455	4	17	21	10.5	5	0	1	1	20	0	19	9.5		
22	Stewart, Barry.....	2-2	71 35.5	5-24	.208	0-10	.000	8-13	.615	4	5	9	4.5	7	0	6	9	0	3	18	9.0		
25	Turner, Phil.....	2-2	70 35.0	6-17	.353	5-14	.357	1-2	.500	2	11	13	6.5	4	0	3	4	2	2	18	9.0		
11	Hansbrough, Ben....	1-1	36 36.0	2-6	.333	1-3	.333	1-2	.500	0	2	2	2.0	3	0	2	1	0	1	6	6.0		
15	Benock, Riley.....	2-0	21 10.5	1-2	.500	1-2	.500	3-4	.750	0	2	2	1.0	1	0	1	3	1	0	6	3.0		
21	Johnson, Brian.....	2-0	18 9.0	1-3	.333	0-0	.000	0-0	.000	2	1	3	1.5	1	0	1	2	1	0	2	1.0		
45	Bailey, Elgin.....	1-0	3 3.0	0-1	.000	0-0	.000	1-2	.500	1	0	1	1.0	2	0	0	0	0	0	1	1.0		
03	Begley, Billy.....	1-0	1 1.0	0-0	.000	0-0	.000	0-0	.000	0	0	0	0.0	0	0	0	0	0	0	0	0.0		
02	Johnson, Ravern....	2-0	12 6.0	0-5	.000	0-3	.000	0-0	.000	0	2	2	1.0	0	0	0	0	1	0	0	0.0		
TEAM.....										3	1	4	2.0	0	0								
Total.....		2	400	44-104	.423	12-42	.286	29-52	.558	21	60	81	40.5	30	0	23	29	31	8	129	64.5		
Opponents.....		2	400	39-125	.312	10-37	.270	25-34	.735	27	50	77	38.5	41	-	18	24	6	18	113	56.5		

TEAM STATISTICS	MS	OPP	DATE	OPPONENT	W/L	SCORE	ATTEND
SCORING.....	129	113	*01-12-08	GEORGIA	W	60-49	8713
Points per game.....	64.5	56.5	*01-15-08	KENTUCKY	W	69-64	9862
Scoring margin.....	+8.0	-					
FIELD GOALS-ATT.....	44-104	39-125	#	- Anaheim Classic (Anaheim, Calif.)			
Field goal pct.....	.423	.312	+	- Coors Classic (Mobile, Ala.)			
3 POINT FG-ATT.....	12-42	10-37	^	- at Jackson, Miss. (Mississippi Coliseum)			
3-point FG pct.....	.286	.270	*	- Southeastern Conference Game			
3-pt FG made per game..	6.0	5.0					
FREE THROWS-ATT.....	29-52	25-34					
Free throw pct.....	.558	.735					
REBOUNDS.....	81	77					
Rebounds per game.....	40.5	38.5					
Rebounding margin.....	+2.0	-					
ASSISTS.....	23	18					
Assists per game.....	11.5	9.0					
TURNOVERS.....	29	24					
Turnovers per game.....	14.5	12.0					
Turnover margin.....	-2.5	-					
Assist/turnover ratio..	0.8	0.8					
STEALS.....	8	18					
Steals per game.....	4.0	9.0					
BLOCKS.....	31	6					
Blocks per game.....	15.5	3.0					
WINNING STREAK.....	2	-					
Home win streak.....	2	-					
ATTENDANCE.....	18575	0					
Home games-Avg/Game....	2-9288	0-0					
Neutral site-Avg/Game..	-	0-0					

SCORE BY PERIODS:	1st	2nd	Total
Mississippi State.....	59	70	- 129
Opponents.....	51	62	- 113

**Mississippi State Men's Basketball**  
**Mississippi State Combined Team Statistics (as of Jan 19, 2008)**  
**SEC Road Games**

<b>RECORD:</b>	<b>OVERALL</b>	<b>HOME</b>	<b>AWAY</b>	<b>NEUTRAL</b>
<b>ALL GAMES.....</b>	<b>(2-0)</b>	<b>(0-0)</b>	<b>(2-0)</b>	<b>(0-0)</b>
<b>CONFERENCE.....</b>	<b>(2-0)</b>	<b>(0-0)</b>	<b>(2-0)</b>	<b>(0-0)</b>
<b>NON-CONFERENCE.....</b>	<b>(0-0)</b>	<b>(0-0)</b>	<b>(0-0)</b>	<b>(0-0)</b>

##	Player	GP-GS	Min--Avg	---TOTAL---		---3-PTS---		---REBOUNDS---								PF	FO	A	TO	Blk	Stl	Pts	Avg
				FG-FGA	Pct	3FG-FGA	Pct	FT-FTA	Pct	Off	Def	Tot	Avg										
44	Gordon, Jamont.....	2-2	71 35.5	15-30	.500	5-12	.417	2-4	.500	0	10	10	5.0	5	0	6	7	3	2	37	18.5		
22	Stewart, Barry.....	2-2	70 35.0	8-17	.471	4-9	.444	7-10	.700	2	5	7	3.5	6	0	8	4	0	3	27	13.5		
32	Varnado, Jarvis....	2-2	46 23.0	8-14	.571	0-0	.000	1-6	.167	9	14	23	11.5	6	0	0	2	7	3	17	8.5		
11	Hansbrough, Ben....	2-1	55 27.5	6-15	.400	4-12	.333	0-2	.000	4	4	8	4.0	4	0	4	3	0	1	16	8.0		
23	Rhodes, Charles....	1-1	31 31.0	2-7	.286	0-1	.000	1-2	.500	3	6	9	9.0	2	0	0	0	1	0	5	5.0		
02	Johnson, Ravern....	2-0	14 7.0	3-4	.750	0-1	.000	2-4	.500	2	2	4	2.0	0	0	1	1	0	0	8	4.0		
25	Turner, Phil.....	2-2	62 31.0	3-11	.273	1-6	.167	0-0	.000	1	4	5	2.5	5	0	4	4	0	2	7	3.5		
15	Benock, Riley.....	2-0	12 6.0	2-2	1.000	2-2	1.000	0-0	.000	0	0	0	0.0	0	0	1	2	0	0	6	3.0		
24	Augustus, Kodi....	1-0	1 1.0	1-2	.500	0-1	.000	0-0	.000	0	0	0	0.0	0	0	0	0	0	0	2	2.0		
45	Bailey, Elgin.....	2-0	19 9.5	1-1	1.000	0-0	.000	0-2	.000	2	3	5	2.5	4	0	0	3	1	1	2	1.0		
33	Bolen, Brandon....	1-0	1 1.0	0-0	.000	0-0	.000	0-0	.000	0	2	2	2.0	0	0	0	0	0	0	0	0.0		
03	Begley, Billy.....	1-0	1 1.0	0-0	.000	0-0	.000	0-0	.000	0	0	0	0.0	0	0	0	0	0	0	0	0.0		
10	Iupe, Joseph.....	1-0	1 1.0	0-0	.000	0-0	.000	0-0	.000	0	1	1	1.0	0	0	0	0	0	0	0	0.0		
21	Johnson, Brian....	2-0	16 8.0	0-1	.000	0-0	.000	0-0	.000	0	2	2	1.0	3	0	0	3	1	0	0	0.0		
TEAM.....										1	4	5	2.5	0			0						
<hr/>																							
Total.....		2	400	49-104	.471	16-44	.364	13-30	.433	24	57	81	40.5	35	0	24	29	13	12	127	63.5		
Opponents.....		2	400	34-110	.309	4-31	.129	23-37	.622	26	39	65	32.5	28	-	20	26	11	13	95	47.5		

TEAM STATISTICS	MS	OPP	DATE	OPPONENT	W/L	SCORE	ATTEND
<hr/>							
SCORING.....	127	95	*01-09-08	at LSU	W	61-39	7843
Points per game.....	63.5	47.5	*01-19-08	at Alabama	W	66-56	11290
Scoring margin.....	+16.0	-					
FIELD GOALS-ATT.....	49-104	34-110	#	- Anaheim Classic (Anaheim, Calif.)			
Field goal pct.....	.471	.309	+	- Coors Classic (Mobile, Ala.)			
3 POINT FG-ATT.....	16-44	4-31	^	- at Jackson, Miss. (Mississippi Coliseum)			
3-point FG pct.....	.364	.129	*	- Southeastern Conference Game			
3-pt FG made per game..	8.0	2.0					
FREE THROWS-ATT.....	13-30	23-37					
Free throw pct.....	.433	.622					
REBOUNDS.....	81	65					
Rebounds per game.....	40.5	32.5					
Rebounding margin.....	+8.0	-					
ASSISTS.....	24	20					
Assists per game.....	12.0	10.0					
TURNOVERS.....	29	26					
Turnovers per game.....	14.5	13.0					
Turnover margin.....	-1.5	-					
Assist/turnover ratio..	0.8	0.8					
STEALS.....	12	13					
Steals per game.....	6.0	6.5					
BLOCKS.....	13	11					
Blocks per game.....	6.5	5.5					
WINNING STREAK.....	2	-					
Home win streak.....	0	-					
ATTENDANCE.....	0	19133					
Home games-Avg/Game....	0-0	2-9566					
Neutral site-Avg/Game..	-	0-0					

SCORE BY PERIODS:	1st	2nd	Total
<hr/>			
Mississippi State.....	58	69	- 127
Opponents.....	47	48	- 95

**Mississippi State Men's Basketball**  
**Mississippi State Team Game-by-Game (as of Jan 19, 2008)**  
**All games**

TEAM STATISTICS

Opponent	Date	Score	W/L	---TOTAL---		--3-PTRS--				----REBOUNDS----				PF	A	TO	Blk	Stl	Pts---Avg	
				FG-FGA	Pct	3FG-FGA	Pct	FT-FTA	Pct	Off	Def	Tot	Avg							
-----																				
LOUISIANA TECH	11-10-07	75-45	W	27-71	.380	8-25	.320	13-20	.650	12	34	46	46.0	13	13	4	10	6	75	75.0
CLEMSON	11-15-07	82-84	L	28-64	.438	7-24	.292	19-31	.613	21	30	51	48.5	28	10	19	10	5	82	78.5
UT MARTIN	11-17-07	86-70	W	33-60	.550	10-22	.455	10-16	.625	12	38	50	49.0	14	21	25	9	6	86	81.0
vs UC Irvine	11-22-07	68-53	W	24-55	.436	7-18	.389	13-20	.650	12	31	43	47.5	17	13	17	5	6	68	77.8
vs Southern Illinois	11-23-07	49-63	L	18-42	.429	7-20	.350	6-9	.667	9	20	29	43.8	18	11	21	3	5	49	72.0
vs Miami (OH)	11-25-07	60-67	L	24-54	.444	3-16	.188	9-13	.692	13	23	36	42.5	18	10	15	8	4	60	70.0
MURRAY STATE	12-01-07	78-61	W	28-54	.519	4-15	.267	18-23	.783	14	22	36	41.6	10	13	14	7	11	78	71.1
SOUTHEASTERN LOUISIAN	12-08-07	84-59	W	32-61	.525	7-18	.389	13-19	.684	13	26	39	41.2	15	10	21	6	11	84	72.8
MIAMI (FL)	12-13-07	58-64	L	23-61	.377	6-24	.250	6-10	.600	9	31	40	41.1	14	10	10	12	4	58	71.1
at South Alabama	12-15-07	67-71	L	23-61	.377	9-30	.300	12-24	.500	16	26	42	41.2	24	16	16	7	13	67	70.7
at Loyola Marymount	12-19-07	85-54	W	34-58	.586	9-23	.391	8-26	.308	13	33	46	41.6	21	25	22	12	14	85	72.0
at Texas A&M-Corpus C	12-21-07	95-70	W	32-63	.508	9-16	.563	22-32	.688	19	25	44	41.8	19	18	10	6	8	95	73.9
MISSOURI	12-30-07	87-75	W	31-60	.517	5-21	.238	20-30	.667	16	27	43	41.9	19	18	14	7	5	87	74.9
vs Lafayette	01-05-08	77-53	W	27-62	.435	9-27	.333	14-21	.667	14	34	48	42.4	14	15	17	10	8	77	75.1
at LSU	01-09-08	61-39	W	24-50	.480	4-18	.222	9-17	.529	11	36	47	42.7	15	11	17	10	5	61	74.1
GEORGIA	01-12-08	60-49	W	22-53	.415	4-20	.200	12-19	.632	7	34	41	42.6	17	10	16	16	6	60	73.2
KENTUCKY	01-15-08	69-64	W	22-51	.431	8-22	.364	17-33	.515	14	26	40	42.4	13	13	13	15	2	69	73.0
at Alabama	01-19-08	66-56	W	25-54	.463	12-26	.462	4-13	.308	13	21	34	41.9	20	13	12	3	7	66	72.6
-----																				
Mississippi State		1307		477-1034	.461	128-385	.332	225-376	.598	238	517	755	41.9	309	250	283	156	126	1307	72.6
Opponents		1097		387-1077	.359	105-345	.304	218-322	.677	231	400	631	35.1	341	205	260	54	132	1097	60.9

Games played: 18  
Points/game: 72.6  
FG Pct: 46.1  
3FG Pct: 33.2  
FT Pct: 59.8

Rebounds/game: 41.9  
Assists/game: 13.9  
Turnovers/game: 15.7  
Assist/turnover ratio: 0.9  
Steals/game: 7.0  
Blocks/game: 8.7

**Mississippi State Men's Basketball**  
**Mississippi State Opponent Game-by-Game (as of Jan 19, 2008)**  
**All games**

OPPONENT STATISTICS

Opponent	Date	Score	W/L	---TOTAL---		--3-PTRS--				----REBOUNDS----				PF	A	TO	Blk	Stl	Pts---Avg	
				FG-FGA	Pct	3FG-FGA	Pct	FT-FTA	Pct	Off	Def	Tot	Avg							
-----																				
LOUISIANA TECH	11-10-07	75-45	W	17-62	.274	6-20	.300	5-10	.500	15	37	52	52.0	18	7	22	3	3	45	45.0
CLEMSON	11-15-07	82-84	L	24-70	.343	8-21	.381	28-38	.737	21	21	42	47.0	22	14	13	3	9	84	64.5
UT MARTIN	11-17-07	86-70	W	25-78	.321	11-36	.306	9-14	.643	19	19	38	44.0	21	11	14	1	9	70	66.3
vs UC Irvine	11-22-07	68-53	W	19-54	.352	3-17	.176	12-18	.667	9	22	31	40.8	21	11	13	1	7	53	63.0
vs Southern Illinois	11-23-07	49-63	L	20-45	.444	6-17	.353	17-18	.944	6	18	24	37.4	17	15	12	2	9	63	63.0
vs Miami (OH)	11-25-07	60-67	L	24-52	.462	5-12	.417	14-23	.609	9	20	29	36.0	15	18	7	1	5	67	63.7
MURRAY STATE	12-01-07	78-61	W	27-62	.435	4-15	.267	3-4	.750	13	16	29	35.0	18	9	15	4	9	61	63.3
SOUTHEASTERN LOUISIAN	12-08-07	84-59	W	23-54	.426	1-11	.091	12-15	.800	6	18	24	33.6	17	7	22	2	11	59	62.8
MIAMI (FL)	12-13-07	58-64	L	23-66	.348	8-20	.400	10-12	.833	13	30	43	34.7	12	8	9	6	3	64	62.9
at South Alabama	12-15-07	67-71	L	26-53	.491	10-17	.588	9-21	.429	10	29	39	35.1	20	17	18	1	8	71	63.7
at Loyola Marymount	12-19-07	85-54	W	19-57	.333	3-15	.200	13-20	.650	10	22	32	34.8	23	13	23	0	13	54	62.8
at Texas A&M-Corpus C	12-21-07	95-70	W	21-55	.382	11-24	.458	17-22	.773	13	16	29	34.3	22	10	14	6	0	70	63.4
MISSOURI	12-30-07	87-75	W	27-62	.435	9-27	.333	12-21	.571	13	20	33	34.2	29	19	12	3	6	75	64.3
vs Lafayette	01-05-08	77-53	W	19-72	.264	6-25	.240	9-15	.600	21	23	44	34.9	17	8	16	4	9	53	63.5
at LSU	01-09-08	61-39	W	14-66	.212	2-17	.118	9-13	.692	17	19	36	35.0	14	4	9	4	6	39	61.9
GEORGIA	01-12-08	60-49	W	16-65	.246	3-17	.176	14-22	.636	16	28	44	35.6	21	6	14	1	11	49	61.1
KENTUCKY	01-15-08	69-64	W	23-60	.383	7-20	.350	11-12	.917	11	22	33	35.4	20	12	10	5	7	64	61.2
at Alabama	01-19-08	66-56	W	20-44	.455	2-14	.143	14-24	.583	9	20	29	35.1	14	16	17	7	7	56	60.9
-----																				
Opponents		1097		387-1077	.359	105-345	.304	218-322	.677	231	400	631	35.1	341	205	260	54	132	1097	60.9
Mississippi State		1307		477-1034	.461	128-385	.332	225-376	.598	238	517	755	41.9	309	250	283	156	126	1307	72.6

Games played: 18  
Points/game: 60.9  
FG Pct: 35.9  
3FG Pct: 30.4  
FT Pct: 67.7

Rebounds/game: 35.1  
Assists/game: 11.4  
Turnovers/game: 14.4  
Assist/turnover ratio: 0.8  
Steals/game: 7.3  
Blocks/game: 3.0

**Mississippi State Men's Basketball**  
**Mississippi State Team Game-by-Game Comparison (as of Jan 19, 2008)**  
**All games**

Opponent	1st	2nd	Score	Mar	Total FG	FG Pct	3-Pointers	3FG Pct	Free Throws	FT Pct	Rebounds	Assist	TOver	Block	Steal	Fouls	
-----	--/--	--/--	---/---	---	-----/-----	-----/-----	-----/-----	-----/-----	-----/-----	-----/-----	-----/-----	-----/-----	-----/-----	---/---	--/--	--/--	--/--
LOUISIANA TECH.....	30/14	45/31	75-45	+30	27-71/17-62	.380/.274	8-25/ 6-20	.320/.300	13-20/ 5-10	.650/.500	46/52 (6)	13/7	4/22	10/3	6/3	13/18	
CLEMSON.....	32/39	50/45	82-84	(2)	28-64/24-70	.438/.343	7-24/ 8-21	.292/.381	19-31/28-38	.613/.737	51/42 +9	10/14	19/13	10/3	5/9	28/22	
UT MARTIN.....	41/30	45/40	86-70	+16	33-60/25-78	.550/.321	10-22/11-36	.455/.306	10-16/ 9-14	.625/.643	50/38 +12	21/11	25/14	9/1	6/9	14/21	
UC Irvine.....	41/34	27/19	68-53	+15	24-55/19-54	.436/.352	7-18/ 3-17	.389/.176	13-20/12-18	.650/.667	43/31 +12	13/11	17/13	5/1	6/7	17/21	
Southern Illinois.....	28/32	21/31	49-63	(14)	18-42/20-45	.429/.444	7-20/ 6-17	.350/.353	6-9 /17-18	.667/.944	29/24 +5	11/15	21/12	3/2	5/9	18/17	
Miami (OH).....	24/29	36/38	60-67	(7)	24-54/24-52	.444/.462	3-16/ 5-12	.188/.417	9-13/14-23	.692/.609	36/29 +7	10/18	15/7	8/1	4/5	18/15	
MURRAY STATE.....	39/24	39/37	78-61	+17	28-54/27-62	.519/.435	4-15/ 4-15	.267/.267	18-23/ 3-4	.783/.750	36/29 +7	13/9	14/15	7/4	11/9	10/18	
SOUTHEASTERN LOUISIANA.....	41/27	43/32	84-59	+25	32-61/23-54	.525/.426	7-18/ 1-11	.389/.091	13-19/12-15	.684/.800	39/24 +15	10/7	21/22	6/2	11/11	15/17	
MIAMI (FL).....	28/27	30/37	58-64	(6)	23-61/23-66	.377/.348	6-24/ 8-20	.250/.400	6-10/10-12	.600/.833	40/43 (3)	10/8	10/9	12/6	4/3	14/12	
South Alabama.....	32/30	35/41	67-71	(4)	23-61/26-53	.377/.491	9-30/10-17	.300/.588	12-24/ 9-21	.500/.429	42/39 +3	16/17	16/18	7/1	13/8	24/20	
Loyola Marymount.....	40/22	45/32	85-54	+31	34-58/19-57	.586/.333	9-23/ 3-15	.391/.200	8-26/13-20	.308/.650	46/32 +14	25/13	22/23	12/0	14/13	21/23	
Texas A&M-Corpus Christi.....	51/40	44/30	95-70	+25	32-63/21-55	.508/.382	9-16/11-24	.563/.458	22-32/17-22	.688/.773	44/29 +15	18/10	10/14	6/6	8/0	19/22	
MISSOURI.....	41/38	46/37	87-75	+12	31-60/27-62	.517/.435	5-21/ 9-27	.238/.333	20-30/12-21	.667/.571	43/33 +10	18/19	14/12	7/3	5/6	19/29	
Lafayette.....	37/25	40/28	77-53	+24	27-62/19-72	.435/.264	9-27/ 6-25	.333/.240	14-21/ 9-15	.667/.600	48/44 +4	15/8	17/16	10/4	8/9	14/17	
LSU.....	25/19	36/20	61-39	+22	24-50/14-66	.480/.212	4-18/ 2-17	.222/.118	9-17/ 9-13	.529/.692	47/36 +11	11/4	17/9	10/4	5/6	15/14	
GEORGIA.....	27/24	33/25	60-49	+11	22-53/16-65	.415/.246	4-20/ 3-17	.200/.176	12-19/14-22	.632/.636	41/44 (3)	10/6	16/14	16/1	6/11	17/21	
KENTUCKY.....	32/27	37/37	69-64	+5	22-51/23-60	.431/.383	8-22/ 7-20	.364/.350	17-33/11-12	.515/.917	40/33 +7	13/12	13/10	15/5	2/7	13/20	
Alabama.....	33/28	33/28	66-56	+10	25-54/20-44	.463/.455	12-26/ 2-14	.462/.143	4-13/14-24	.308/.583	34/29 +5	13/16	12/17	3/7	7/7	20/14	

Note: Game totals are displayed in the format TEAM/OPPONENT for each category



Mississippi State Men's Basketball  
Mississippi State Team High/Low Analysis (as of Jan 19, 2008)  
All games

Mississippi State - TEAM GAME HIGHS

POINTS.....	95	at Texas A&M-Corpus Christi (12-21-07)
	87	vs Missouri (12-30-07)
	86	vs UT Martin (11-17-07)
	85	at Loyola Marymount (12-19-07)
	84	vs Southeastern Louisiana (12-08-07)
FIELD GOALS MADE.....	34	at Loyola Marymount (12-19-07)
	33	vs UT Martin (11-17-07)
FIELD GOAL ATTEMPTS.....	71	vs Louisiana Tech (11-10-07)
	64	vs Clemson (11-15-07)
FIELD GOAL PERCENTAGE.....	.586 (34-58)	at Loyola Marymount (12-19-07)
	.550 (33-60)	vs UT Martin (11-17-07)
3 PT FIELD GOALS MADE.....	12	at Alabama (01-19-08)
	10	vs UT Martin (11-17-07)
3 PT FG ATTEMPTS.....	30	at South Alabama (12-15-07)
	27	vs Lafayette (01-05-08)
3 PT FG PERCENTAGE.....	.563 ( 9-16)	at Texas A&M-Corpus Christi (12-21-07)
	.462 (12-26)	at Alabama (01-19-08)
FREE THROWS MADE.....	22	at Texas A&M-Corpus Christi (12-21-07)
	20	vs Missouri (12-30-07)
FREE THROW ATTEMPTS.....	33	vs Kentucky (01-15-08)
	32	at Texas A&M-Corpus Christi (12-21-07)
FREE THROW PERCENTAGE.....	.783 (18-23)	vs Murray State (12-01-07)
	.692 ( 9-13)	vs Miami (OH) (11-25-07)
REBOUNDS.....	51	vs Clemson (11-15-07)
	50	vs UT Martin (11-17-07)
ASSISTS.....	25	at Loyola Marymount (12-19-07)
	21	vs UT Martin (11-17-07)
STEALS.....	14	at Loyola Marymount (12-19-07)
	13	at South Alabama (12-15-07)
BLOCKED SHOTS.....	16	vs Georgia (01-12-08)
	15	vs Kentucky (01-15-08)
TURNOVERS.....	25	vs UT Martin (11-17-07)
	22	at Loyola Marymount (12-19-07)
FOULS.....	28	vs Clemson (11-15-07)
	24	at South Alabama (12-15-07)

Mississippi State Men's Basketball  
Mississippi State High/Low Analysis (as of Jan 19, 2008)  
All games

Opponent - GAME HIGHS

POINTS.....	84	vs Clemson (11-15-07)
	75	vs Missouri (12-30-07)
	71	at South Alabama (12-15-07)
	70	at Texas A&M-Corpus Christi (12-21-07)
	70	vs UT Martin (11-17-07)
FIELD GOALS MADE.....	27	vs Missouri (12-30-07)
	27	vs Murray State (12-01-07)
FIELD GOAL ATTEMPTS.....	78	vs UT Martin (11-17-07)
	72	vs Lafayette (01-05-08)
FIELD GOAL PERCENTAGE.....	.491 (26-53)	at South Alabama (12-15-07)
	.462 (24-52)	vs Miami (OH) (11-25-07)
3 PT FIELD GOALS MADE.....	11	at Texas A&M-Corpus Christi (12-21-07)
	11	vs UT Martin (11-17-07)
3 PT FG ATTEMPTS.....	36	vs UT Martin (11-17-07)
	27	vs Missouri (12-30-07)
3 PT FG PERCENTAGE.....	.588 (10-17)	at South Alabama (12-15-07)
	.458 (11-24)	at Texas A&M-Corpus Christi (12-21-07)
FREE THROWS MADE.....	28	vs Clemson (11-15-07)
	17	at Texas A&M-Corpus Christi (12-21-07)
	17	vs Southern Illinois (11-23-07)
FREE THROW ATTEMPTS.....	38	vs Clemson (11-15-07)
	24	at Alabama (01-19-08)
FREE THROW PERCENTAGE.....	.944 (17-18)	vs Southern Illinois (11-23-07)
	.917 (11-12)	vs Kentucky (01-15-08)
REBOUNDS.....	52	vs Louisiana Tech (11-10-07)
	44	vs Georgia (01-12-08)
	44	vs Lafayette (01-05-08)
ASSISTS.....	19	vs Missouri (12-30-07)
	18	vs Miami (OH) (11-25-07)
STEALS.....	13	at Loyola Marymount (12-19-07)
	11	vs Georgia (01-12-08)
	11	vs Southeastern Louisiana (12-08-07)
BLOCKED SHOTS.....	7	at Alabama (01-19-08)
	6	at Texas A&M-Corpus Christi (12-21-07)
	6	vs Miami (FL) (12-13-07)
TURNOVERS.....	23	at Loyola Marymount (12-19-07)
	22	vs Southeastern Louisiana (12-08-07)
	22	vs Louisiana Tech (11-10-07)
FOULS.....	29	vs Missouri (12-30-07)
	23	at Loyola Marymount (12-19-07)

Mississippi State Men's Basketball  
Mississippi State High/Low Analysis (as of Jan 19, 2008)  
All games

Mississippi State - GAME LOWS

POINTS.....	49	vs Southern Illinois (11-23-07)
	58	vs Miami (FL) (12-13-07)
	60	vs Miami (OH) (11-25-07)
	60	vs Georgia (01-12-08)
	61	at LSU (01-09-08)
FIELD GOALS MADE.....	18	vs Southern Illinois (11-23-07)
	22	vs Georgia (01-12-08)
	22	vs Kentucky (01-15-08)
FIELD GOAL ATTEMPTS.....	42	vs Southern Illinois (11-23-07)
	50	at LSU (01-09-08)
FIELD GOAL PERCENTAGE.....	.377 (23-61)	vs Miami (FL) (12-13-07)
	.377 (23-61)	at South Alabama (12-15-07)
3 PT FIELD GOALS MADE.....	3	vs Miami (OH) (11-25-07)
	4	vs Murray State (12-01-07)
	4	at LSU (01-09-08)
	4	vs Georgia (01-12-08)
3 PT FG ATTEMPTS.....	15	vs Murray State (12-01-07)
	16	vs Miami (OH) (11-25-07)
	16	at Texas A&M-Corpus Christi (12-21-07)
3 PT FG PERCENTAGE.....	.188 ( 3-16)	vs Miami (OH) (11-25-07)
	.200 ( 4-20)	vs Georgia (01-12-08)
FREE THROWS MADE.....	4	at Alabama (01-19-08)
	6	vs Southern Illinois (11-23-07)
	6	vs Miami (FL) (12-13-07)
FREE THROW ATTEMPTS.....	9	vs Southern Illinois (11-23-07)
	10	vs Miami (FL) (12-13-07)
FREE THROW PERCENTAGE.....	.308 ( 4-13)	at Alabama (01-19-08)
	.308 ( 8-26)	at Loyola Marymount (12-19-07)
REBOUNDS.....	29	vs Southern Illinois (11-23-07)
	34	at Alabama (01-19-08)
ASSISTS.....	10	vs Clemson (11-15-07)
	10	vs Miami (OH) (11-25-07)
	10	vs Southeastern Louisiana (12-08-07)
	10	vs Miami (FL) (12-13-07)
	10	vs Georgia (01-12-08)
STEALS.....	2	vs Kentucky (01-15-08)
	4	vs Miami (OH) (11-25-07)
	4	vs Miami (FL) (12-13-07)
BLOCKED SHOTS.....	3	vs Southern Illinois (11-23-07)
	3	at Alabama (01-19-08)
TURNOVERS.....	4	vs Louisiana Tech (11-10-07)
	10	vs Miami (FL) (12-13-07)
	10	at Texas A&M-Corpus Christi (12-21-07)
FOULS.....	10	vs Murray State (12-01-07)
	13	vs Louisiana Tech (11-10-07)
	13	vs Kentucky (01-15-08)

Mississippi State Men's Basketball  
Mississippi State High/Low Analysis (as of Jan 19, 2008)  
All games

Opponent - GAME LOWS

POINTS.....	39	at LSU (01-09-08)
	45	vs Louisiana Tech (11-10-07)
	49	vs Georgia (01-12-08)
	53	vs UC Irvine (11-22-07)
	53	vs Lafayette (01-05-08)
FIELD GOALS MADE.....	14	at LSU (01-09-08)
	16	vs Georgia (01-12-08)
FIELD GOAL ATTEMPTS.....	44	at Alabama (01-19-08)
	45	vs Southern Illinois (11-23-07)
FIELD GOAL PERCENTAGE.....	.212 (14-66)	at LSU (01-09-08)
	.246 (16-65)	vs Georgia (01-12-08)
3 PT FIELD GOALS MADE.....	1	vs Southeastern Louisiana (12-08-07)
	2	at LSU (01-09-08)
	2	at Alabama (01-19-08)
3 PT FG ATTEMPTS.....	11	vs Southeastern Louisiana (12-08-07)
	12	vs Miami (OH) (11-25-07)
3 PT FG PERCENTAGE.....	.091 ( 1-11)	vs Southeastern Louisiana (12-08-07)
	.118 ( 2-17)	at LSU (01-09-08)
FREE THROWS MADE.....	3	vs Murray State (12-01-07)
	5	vs Louisiana Tech (11-10-07)
FREE THROW ATTEMPTS.....	4	vs Murray State (12-01-07)
	10	vs Louisiana Tech (11-10-07)
FREE THROW PERCENTAGE.....	.429 ( 9-21)	at South Alabama (12-15-07)
	.500 ( 5-10)	vs Louisiana Tech (11-10-07)
REBOUNDS.....	24	vs Southern Illinois (11-23-07)
	24	vs Southeastern Louisiana (12-08-07)
ASSISTS.....	4	at LSU (01-09-08)
	6	vs Georgia (01-12-08)
STEALS.....	0	at Texas A&M-Corpus Christi (12-21-07)
	3	vs Louisiana Tech (11-10-07)
	3	vs Miami (FL) (12-13-07)
BLOCKED SHOTS.....	0	at Loyola Marymount (12-19-07)
	1	vs UT Martin (11-17-07)
	1	vs UC Irvine (11-22-07)
	1	vs Miami (OH) (11-25-07)
	1	at South Alabama (12-15-07)
	1	vs Georgia (01-12-08)
	1	vs Miami (OH) (11-25-07)
TURNOVERS.....	9	vs Miami (FL) (12-13-07)
	9	at LSU (01-09-08)
FOULS.....	12	vs Miami (FL) (12-13-07)
	14	at LSU (01-09-08)
	14	at Alabama (01-19-08)

Mississippi State Men's Basketball  
Mississippi State Player High/Low Analysis (as of Jan 19, 2008)  
All games

Mississippi State - INDIVIDUAL GAME HIGHS

POINTS.....	26	Rhodes, Charles at Texas A&M-Corpus Christi (12-21-07)
	25	Gordon, Jamont at Loyola Marymount (12-19-07)
	25	Gordon, Jamont vs Southeastern Louisiana (12-08-07)
	25	Rhodes, Charles vs Miami (OH) (11-25-07)
	24	Gordon, Jamont at Alabama (01-19-08)
	24	Gordon, Jamont vs Kentucky (01-15-08)
	24	Stewart, Barry vs Missouri (12-30-07)
FIELD GOALS MADE.....	11	Rhodes, Charles vs Miami (OH) (11-25-07)
	10	Gordon, Jamont at Alabama (01-19-08)
	10	Rhodes, Charles at Texas A&M-Corpus Christi (12-21-07)
FIELD GOAL ATT.....	19	Gordon, Jamont vs Lafayette (01-05-08)
	19	Gordon, Jamont vs Miami (FL) (12-13-07)
FG PCT (min 5 made).....	1.000 ( 5-5 )	Varnado, Jarvis vs Lafayette (01-05-08)
	.875 ( 7-8 )	Rhodes, Charles vs Southeastern Louisiana (12-08-07)
3 PT FG MADE.....	5	Gordon, Jamont vs Kentucky (01-15-08)
	5	Hansbrough, Ben vs Lafayette (01-05-08)
	5	Gordon, Jamont at Loyola Marymount (12-19-07)
	5	Stewart, Barry vs Miami (FL) (12-13-07)
3 PT FG ATTEMPTS.....	10	Hansbrough, Ben at South Alabama (12-15-07)
	9	Stewart, Barry vs Miami (FL) (12-13-07)
	9	Gordon, Jamont vs Clemson (11-15-07)
3-PT FG PCT (min 2 made).....	1.000 ( 3-3 )	Turner, Phil at Texas A&M-Corpus Christi (12-21-07)
	1.000 ( 3-3 )	Benock, Riley vs UT Martin (11-17-07)
	1.000 ( 2-2 )	Johnson, Ravern at Texas A&M-Corpus Christi (12-21-07)
	1.000 ( 2-2 )	Augustus, Kodi vs Southeastern Louisiana (12-08-07)
FREE THROWS MADE.....	8	Gordon, Jamont vs Southeastern Louisiana (12-08-07)
	6	Stewart, Barry at LSU (01-09-08)
	6	Varnado, Jarvis vs Lafayette (01-05-08)
	6	Rhodes, Charles at Texas A&M-Corpus Christi (12-21-07)
	6	Rhodes, Charles vs Murray State (12-01-07)
	6	Gordon, Jamont vs Miami (OH) (11-25-07)
	6	Gordon, Jamont vs Clemson (11-15-07)
FREE THROW ATT.....	10	Varnado, Jarvis vs Kentucky (01-15-08)
	10	Gordon, Jamont vs Southeastern Louisiana (12-08-07)
	10	Gordon, Jamont vs Clemson (11-15-07)
FT PCT (min 3 made).....	1.000 ( 6-6 )	Rhodes, Charles vs Murray State (12-01-07)
	1.000 ( 5-5 )	Stewart, Barry vs Missouri (12-30-07)
	1.000 ( 4-4 )	Hansbrough, Ben vs UT Martin (11-17-07)
	1.000 ( 4-4 )	Stewart, Barry vs Clemson (11-15-07)
	1.000 ( 4-4 )	Gordon, Jamont vs Louisiana Tech (11-10-07)
	1.000 ( 3-3 )	Gordon, Jamont vs Georgia (01-12-08)
REBOUNDS.....	17	Varnado, Jarvis at LSU (01-09-08)
	16	Varnado, Jarvis vs UT Martin (11-17-07)
ASSISTS.....	7	Gordon, Jamont vs Lafayette (01-05-08)
	7	Stewart, Barry vs Missouri (12-30-07)
	7	Hansbrough, Ben at Loyola Marymount (12-19-07)
	7	Gordon, Jamont at Loyola Marymount (12-19-07)
STEALS.....	4	Stewart, Barry vs Murray State (12-01-07)
	3	Varnado, Jarvis at Alabama (01-19-08)
	3	Hansbrough, Ben at Loyola Marymount (12-19-07)
	3	Johnson, Brian at Loyola Marymount (12-19-07)
	3	Gordon, Jamont at Loyola Marymount (12-19-07)
	3	Turner, Phil at Loyola Marymount (12-19-07)

	3	Varnado, Jarvis at South Alabama (12-15-07)
	3	Hansbrough, Ben at South Alabama (12-15-07)
	3	Rhodes, Charles vs Southeastern Louisiana (12-08-07)
	3	Rhodes, Charles vs UC Irvine (11-22-07)
BLOCKED SHOTS.....	10	Varnado, Jarvis vs Kentucky (01-15-08)
	10	Varnado, Jarvis vs Georgia (01-12-08)
	10	Varnado, Jarvis vs Miami (FL) (12-13-07)
TURNOVERS.....	6	Gordon, Jamont vs Lafayette (01-05-08)
	6	Gordon, Jamont vs Miami (FL) (12-13-07)
	6	Gordon, Jamont vs Clemson (11-15-07)
FOULS.....	5	Hansbrough, Ben vs Missouri (12-30-07)
	5	Varnado, Jarvis at South Alabama (12-15-07)
	5	Turner, Phil at South Alabama (12-15-07)
	5	Varnado, Jarvis vs Southeastern Louisiana (12-08-07)
	5	Rhodes, Charles vs Southeastern Louisiana (12-08-07)
	5	Rhodes, Charles vs Southern Illinois (11-23-07)
	5	Varnado, Jarvis vs Clemson (11-15-07)
	5	Stewart, Barry vs Clemson (11-15-07)

Mississippi State Men's Basketball  
Mississippi State High/Low Analysis (as of Jan 19, 2008)  
All games

OPPONENT INDIVIDUAL GAME HIGHS

POINTS.....	39	Bennett, Demetric at South Alabama (12-15-07)
	30	BRAMOS, Michael vs Miami (OH) (11-25-07)
	29	McClinton, Jack vs Miami (FL) (12-13-07)
	28	Lawrence, Matt vs Missouri (12-30-07)
	27	Hudson, Lester vs UT Martin (11-17-07)
FIELD GOALS MADE.....	14	Bennett, Demetric at South Alabama (12-15-07)
	11	McClinton, Jack vs Miami (FL) (12-13-07)
FIELD GOAL ATT.....	23	Weddle, Marquis vs UT Martin (11-17-07)
	22	McClinton, Jack vs Miami (FL) (12-13-07)
	22	Hudson, Lester vs UT Martin (11-17-07)
FG PCT (min 5 made).....	.833 ( 5-6 )	Joshua Bone vs Southern Illinois (11-23-07)
	.824 (14-17)	Bennett, Demetric at South Alabama (12-15-07)
3 PT FG MADE.....	6	Lawrence, Matt vs Missouri (12-30-07)
	6	Bennett, Demetric at South Alabama (12-15-07)
3 PT FG ATTEMPTS.....	12	Hudson, Lester vs UT Martin (11-17-07)
	11	Lawrence, Matt vs Missouri (12-30-07)
3-PT FG PCT (min 2 made).....	1.000 ( 6-6 )	Bennett, Demetric at South Alabama (12-15-07)
	1.000 ( 3-3 )	Reynolds, Justin at Texas A&M-Corpus Christi (12-21-07)
FREE THROWS MADE.....	9	BRAMOS, Michael vs Miami (OH) (11-25-07)
	9	Randal Falker vs Southern Illinois (11-23-07)
FREE THROW ATT.....	11	BRAMOS, Michael vs Miami (OH) (11-25-07)
	10	Abdullah, Bilal vs Lafayette (01-05-08)
	10	Randal Falker vs Southern Illinois (11-23-07)
	10	Gibson, Kyle vs Louisiana Tech (11-10-07)
FT PCT (min 3 made).....	1.000 ( 8-8 )	Bradley, Ramel vs Kentucky (01-15-08)
	1.000 ( 8-8 )	Stitt, Demontez vs Clemson (11-15-07)
	1.000 ( 7-7 )	DEADWILER, Shawn at Loyola Marymount (12-19-07)
	1.000 ( 6-6 )	Thornton, Marcus at LSU (01-09-08)
	1.000 ( 5-5 )	Hudson, Lester vs UT Martin (11-17-07)
	1.000 ( 4-4 )	Asbury, Brian vs Miami (FL) (12-13-07)
	1.000 ( 4-4 )	Sullivan, Patrick vs Southeastern Louisiana (12-08-07)
	1.000 ( 4-4 )	Matt Shaw vs Southern Illinois (11-23-07)
	1.000 ( 4-4 )	Bryan Mullins vs Southern Illinois (11-23-07)
	1.000 ( 4-4 )	Rivers, K.C. vs Clemson (11-15-07)
	1.000 ( 3-3 )	Perkins, Kevin at Texas A&M-Corpus Christi (12-21-07)
	1.000 ( 3-3 )	Green, Kevyn vs Southeastern Louisiana (12-08-07)
	1.000 ( 3-3 )	Grant, Jerai vs Clemson (11-15-07)
REBOUNDS.....	15	Gibson, Kyle vs Louisiana Tech (11-10-07)
	12	Coleman, DeAndre at South Alabama (12-15-07)
ASSISTS.....	10	DIERKERS, Tyler vs Miami (OH) (11-25-07)
	8	Bryan Mullins vs Southern Illinois (11-23-07)
STEALS.....	6	Bryan Mullins vs Southern Illinois (11-23-07)
	5	ZIRI, Jon at Loyola Marymount (12-19-07)
	5	Nance, Tavaris vs Southeastern Louisiana (12-08-07)
BLOCKED SHOTS.....	4	Graham, Jimmy vs Miami (FL) (12-13-07)
	3	Hendrix, Richard at Alabama (01-19-08)
	3	Abdullah, Bilal vs Lafayette (01-05-08)
	3	Reynolds, Justin at Texas A&M-Corpus Christi (12-21-07)
	3	Williams, Marvin vs Murray State (12-01-07)
TURNOVERS.....	7	Hendrix, Richard at Alabama (01-19-08)
	5	Bradley, Ramel vs Kentucky (01-15-08)
	5	Betley, Matt vs Lafayette (01-05-08)
	5	Detmer, Ted vs Lafayette (01-05-08)
	5	SUTTON, Terron at Loyola Marymount (12-19-07)
	5	Green, Kevyn vs Southeastern Louisiana (12-08-07)

FOULS.....

5	Span, Warrell vs Southeastern Louisiana (12-08-07)
5	Robinson, Gerald vs UT Martin (11-17-07)
5	Stitt, Demontez vs Clemson (11-15-07)
5	Stevenson, Perry vs Kentucky (01-15-08)
5	Humphrey, Billy vs Georgia (01-12-08)
5	Carroll, DeMarre vs Missouri (12-30-07)
5	Hannah, Stefhon vs Missouri (12-30-07)
5	JOHNSON, Orlando at Loyola Marymount (12-19-07)
5	Davis, Brandon at South Alabama (12-15-07)
5	POLLITZ, Eric vs Miami (OH) (11-25-07)



# 2007-08 MISSISSIPPI STATE BASKETBALL RESULTS (13-5, 4-0 SEC)

<u>Date (TV)</u>	<u>Opponent (MSU Rank/Opp Rank)</u>	<u>Score</u>	<u>+/-</u>	<u>W</u>	<u>L</u>	<u>Overall Record</u>	<u>SEC Record</u>	<u>Attend</u>	<u>Leading Scorer</u>	<u>Leading Rebounder</u>
11-10	LOUISIANA TECH (NR/NR)	75-45	+30	W		1-0		10,153	Gordon - 21	Stewart - 11
11-15 (FSN/SUN)	CLEMSON (NR/NR)	82-84	-2		L	1-1		9,950	Gordon - 23	Varnado, Gordon - 12
11-17	UT MARTIN (NR/NR)	86-70	+16	W		2-1		9,950	Hansbrough - 20	Varnado - 16
11-22 (ESPNU)	#UC Irvine (NR/NR)	68-53	+15	W		3-1		1,387	Stewart - 18	Rhodes - 11
11-23 (ESPN2)	#Southern Illinois (NR/#18)	49-63	-14		L	3-2		1,447	Gordon - 20	Varnado - 7
11-25 (ESPN2)	#Miami [OH] (NR/NR)	60-67	-7		L	3-3		2,447	Rhodes - 25	Rhodes - 10
12-1	MURRAY STATE (NR/NR)	78-61	+17	W		4-3		7,787	Rhodes - 22	Varnado - 7
12-8 (CSS)	SOUTHEASTERN LOUISIANA (NR/NR)	84-59	+25	W		5-3		7,719	Gordon - 25	Rhodes, Gordon - 7
12-13 (FSN/SUN)	MIAMI [FL] (NR/NR)	58-64	-6		L	5-4		7,912	Gordon, Stewart - 18	Gordon - 9
12-15 (CSS)	*at South Alabama (NR/NR)	67-71	-4		L	5-5		6,731	Turner - 17	Gordon - 13
12-19	at Loyola Marymount	85-54	+31	W		6-5		1,005	Gordon - 25	Rhodes - 10
12-21 (CSS)	at Texas A&M-Corpus Christi (NR/NR)	95-70	+25	W		7-5		2,051	Rhodes - 26	Rhodes - 10
12-30 (SS)	MISSOURI (NR/NR)	87-75	+12	W		8-5		8,249	Stewart - 24	Turner - 10
1-5	^Lafayette (NR/NR)	77-53	+24	W		9-5		3,044	Hansbrough - 17	Varnado - 12
1-9	at LSU (NR/NR)	61-39	+22	W		10-5	1-0	7,843	Gordon, Varnado - 13	Varnado - 17
1-12 (RS)	GEORGIA (NR/NR)	60-49	+11	W		11-5	2-0	8,713	Gordon - 15	Three players - 9
1-15 (ESPN)	KENTUCKY (NR/NR)	69-64	+5	W		12-5	3-0	9,862	Gordon - 24	Varnado - 12
1-19 (RS)	at Alabama (NR/NR)	66-56	+10	W		13-5	4-0	11,290	Gordon - 24	Rhodes - 9

# - Anaheim Classic (Anaheim, CA); \* - Coors Classic (Mobile, AL); ^ - at Jackson, Miss. (Mississippi Coliseum)

## MISCELLANEOUS MSU INDIVIDUAL STATISTICS

Games Scoring in Double Figures: Gordon 17, Rhodes 12, Stewart 10, Hansbrough 7, Turner 4, Varnado 4, B. Johnson 1, Benock 1, R. Johnson 1.

Games Scoring 20+ Points: Gordon 8, Rhodes 3, Stewart 1, Hansbrough 1.

Games Scoring 30+ Points: --

Games Rebounding in Double Figures: Varnado 6, Rhodes 4, Gordon 2, Stewart 1, Turner 1.

Games with Double Figures in Assists: --

Games with Double Figures in Points & Rebounds/Assists/Blocks: Rhodes 4, Varnado 3 (1 triple-double), Gordon 1, Stewart 1, Turner 1.

Games as Team's High Scorer (or co-leader): Gordon 10, Rhodes 3, Stewart 3, Hansbrough 2, Varnado 1, Turner 1.

Games as Team's High Rebounder (or co-leader): Varnado 8, Rhodes 6, Gordon 5, Turner 2, Stewart 1.

Games as Team's Leader in Assists (or co-leader): Gordon 14, Stewart 6, Hansbrough 5, Turner 1.

## MISSISSIPPI STATE'S RECORD WHEN...

MSU leads at halftime	13-2
MSU trails at halftime	0-3
MSU is tied at halftime	0-0
MSU shoots 45% or better from field	8-0
MSU shoots less than 45% from field	5-5
MSU opponent shoots less than 45% from field	12-3
MSU opponent shoots 45% or better from field	1-2
MSU outrebounds (or ties) the opponent	11-4
MSU is outrebounded by the opponent	2-1
MSU commits fewer turnovers than opponent	6-1
MSU commits more turnovers than opponent	7-4
MSU commits same number of turnovers as opponent	0-0
MSU wins the opening tip-off	10-2
MSU loses the opening tip-off	3-3
MSU holds opponent to 65 points or less	10-2
MSU is involved in games decided by 5 points or less	1-2

## MSU'S RECORD BY STARTING LINEUP

Gordon, Hansbrough, Rhodes, Stewart, Varnado	7-4
Gordon, Hansbrough, Stewart, Turner, Varnado	4-1
Gordon, Rhodes, Stewart, Turner, Varnado	2-0

## MISCELLANEOUS MSU WIN-LOSS RECORDS

All Games	13-5
Home Games	7-2
Road Games	4-1
Neutral-site Games	2-2
Non-SEC Games	9-5
Non-SEC Home Games	5-2
Non-SEC Road Games	2-1
Non-SEC Neutral Games	2-2
SEC Regular Season	4-0
SEC Home Games	2-0
SEC Road Games	2-0
SEC Western Division	2-0
SEC Eastern Division	2-0
SEC Tournament Games	0-0
In-season Tournament Games	1-2
November Games	3-3
December Games	5-2
January Games	5-0
February Games	0-0
March Games	0-0
Monday Games	0-0
Tuesday Games	1-0
Wednesday Games	2-0
Thursday Games	1-2
Friday Games	1-1
Saturday Games	7-1
Sunday Games	1-1
Overtime Games	0-0
Television Games	7-5
vs. Ranked Opponents	0-1

Largest Lead Surrendered in Loss:  
13 at South Alabama (57-44)

Largest Halftime Lead Surrendered in Loss:  
2 at South Alabama (32-30)

Largest Deficit Overcome in Win:  
6 vs Missouri (20-14) & at Texas A&M-Corpus Christi (15-9)

Largest Halftime Deficit Overcome in Win:  
--

Largest Lead At Any Time:  
36 vs Louisiana Tech (75-39)

Largest Deficit At Any Time:  
17 vs Southern Illinois (61-44)

**Largest Lead Surrendered in Loss:**  
--

**Largest Halftime Lead Surrendered in Loss:**  
--

**Largest Deficit Overcome in Win:**  
5 vs Kentucky (5-0)

**Largest Halftime Deficit Overcome in Win:**  
--

**Largest Lead At Any Time:**  
22 at LSU (61-39)

**Largest Deficit At Any Time:**  
5 vs Kentucky (5-0)

Charles Rhodes	34
Jarvis Varnado	20
Jamont Gordon	9
Brian Johnson	8
Ravern Johnson	3
Barry Stewart	2
Phil Turner	1
<b>TEAM TOTAL</b>	<b>77</b>

Jarvis Varnado .....	6
Charles Rhodes .....	5
Jamont Gordon .....	4
Brian Johnson .....	1
<i>TEAM TOTAL .....</i>	<i>16</i>

Jamont Gordon	4
Barry Stewart	3
Elgin Bailey	2
Brian Johnson	1
<b>TEAM TOTAL</b>	<b>10</b>

Jamont Gordon	1
Barry Stewart	1
Elgin Bailey	1
<b>TEAM TOTAL</b>	<b>3</b>

All games\*: 117,540 in 18 games -- 6,530 per game  
Home games\*: 80,295 in 9 games -- 8,922 per game  
Away games: 28,920 in 5 games -- 5,784 per game  
Neutral-site games: 8,325 in 4 games -- 2,081 per game  
\* - Home attendance based on total tickets sold/distributed

All games\*: 37,708 in 4 games -- 9,427 per game  
Home games\*: 18,575 in 2 games -- 9,288 per game  
Away games: 19,133 in 2 games -- 9,567 per game  
Neutral-site games: --  
\* - Home attendance based on total tickets sold/distributed

Diff.	1	2	3	4	5	6	7	8	9	10	11	12	13	14	15	16	17	18	19	20	21+
Won					1					1	1	1			1	1	1				6
Lost		1		1		1	1							1							

[illegible]

# 2007-08 MISSISSIPPI STATE BASKETBALL SUPERLATIVES

## TEAM SUPERLATIVES

	<i>MSU High</i>	<i>MSU Low</i>	<i>Opponent High</i>	<i>Opponent Low</i>
Points Scored	.95 vs Texas A&M-Corpus Christi	49 vs Southern Illinois	84 by Clemson	39 by LSU-A
Points, 1st Half	.51 vs Texas A&M-Corpus Christi	24 vs Miami [OH]	40 by Texas A&M-Corpus Christi	14 by Louisiana Tech
Points, 2nd Half	.50 vs Clemson	21 vs Southern Illinois	45 by Clemson	19 by UC Irvine
Scoring Margin	..+31 vs Loyola Marymount (85-54)	-14 vs Southern Illinois (49-63)	+14 by Southern Illinois (63-49)	-31 by Loyola Marymount (54-85)
FG Made	.34 vs Loyola Marymount	18 vs Southern Illinois	27 by Missouri & Murray State	14 by LSU-A
FG Attempted	.71 vs Louisiana Tech	42 vs Southern Illinois	78 by UT Martin	44 by Alabama-A
FG Percentage	..58.6 vs LMU (34-58)	37.7 vs USA & UM [FL] (23-61)	49.1 by South Alabama (26-53)	21.2 by LSU-A (14-66)
3-pt FG Made	.12 vs Alabama-A	3 vs Miami [OH]	11 by TAMUCC & UT Martin	1 by Southeastern Louisiana
3-pt FG Attempted	.30 vs South Alabama	15 vs Murray State	36 by UT Martin	11 by Southeastern Louisiana
3-pt FG Percentage	..56.3 vs A&M-Corpus Christi (9-16)	18.8 vs Miami [OH] (3-16)	58.8 by South Alabama (10-17)	9.1 by Southeastern Louisiana (1-11)
FT Made	.22 vs Texas A&M-Corpus Christi	4 vs Alabama-A	28 by Clemson	3 by Murray State
FT Attempted	.33 vs Kentucky	9 vs Southern Illinois	38 by Clemson	4 by Murray State
FT Percentage	..78.3 vs Murray State (18-23)	30.8 vs Alabama-A & LMU	94.4 by Southern Illinois (17-18)	42.9 by South Alabama (9-21)
Rebounds	.51 vs Clemson	29 vs Southern Illinois	52 by Louisiana Tech	24 by Southeastern La. & SIU
Off. Rebounds	.21 vs Clemson	7 vs Georgia	21 by Lafayette & Clemson	6 by Southeastern La. & SIU
Def. Rebounds	.38 vs UT Martin	20 vs Southern Illinois	37 by Louisiana Tech	16 by TAMUCC & Murray State
Rebound Margin	..+15 vs TAMUCC & SLU	-6 vs Louisiana Tech (46-52)	+6 by Louisiana Tech (52-46)	-15 by TAMUCC & SLU
Assists	.25 vs Loyola Marymount	10 vs five teams	19 by Missouri	4 by LSU-A
Turnovers	.25 vs UT Martin	4 vs Louisiana Tech	23 by Loyola Marymount	7 by Miami [OH]
Blocked Shots	.16 vs Georgia	3 vs Alabama-A & Southern Ill.	7 by Alabama-A	0 by Loyola Marymount
Steals	.14 vs Loyola Marymount	2 vs Kentucky	13 by Loyola Marymount	0 by Texas A&M-Corpus Christi
Personal Fouls	.28 vs Clemson	10 vs Murray State	29 by Missouri	12 by Miami [FL]
Dunks	.7 vs UT Martin	1 vs UC Irvine		

## INDIVIDUAL SUPERLATIVES

	<i>MSU Player High</i>	<i>Opponent Player High</i>
Points Scored	..26 by Charles Rhodes vs Texas A&M-Corpus Christi	39 by Demetric Bennett (South Alabama)
Field Goals Made	..11 by Charles Rhodes vs Miami [OH]	14 by Demetric Bennett (South Alabama)
Field Goals Attempted	..19 by Jamont Gordon vs Lafayette & Miami [FL]	23 by Marquis Weddle (UT Martin)
Field Goal Pct. (min 10 FGA)	..73.3 by Charles Rhodes vs Miami [OH] (11-15)	82.4 by Demetric Bennett (South Alabama; 14-17)
3-Point Field Goals Made	.5 by Barry Stewart vs Miami [FL]; 5 by Jamont Gordon vs Kentucky & LMU; 5 by Ben Hansbrough vs Lafayette	6 by Demetric Bennett (South Alabama); 6 by Matt Lawrence (Missouri)
3-Point Field Goals Attempted	..10 by Ben Hansbrough vs South Alabama	12 by Lester Hudson (UT Martin)
3-Point Field Goal Pct. (min 5 FGA)	..71.4 by Jamont Gordon vs Kentucky & LMU (5-7)	100.0 by Demetric Bennett (South Alabama; 6-6)
Free Throws Made	.8 by Jamont Gordon vs Southeastern Louisiana	9 by Randal Falker (Southern Illinois); 9 by Michael Bramos (Miami [OH])
Free Throws Attempted	..10 by Jamont Gordon vs Southeastern La. & Clemson; 10 by Jarvis Varnado vs Kentucky	11 by Michael Bramos (Miami [OH])
Free Throw Pct. (min 8 FTA)	..80.0 by Jamont Gordon vs Southeastern La. (8-10)	100.0 by Demontez Stitt (Clemson; 8-8); 100.0 by Ramel Bradley (Kentucky; 8-8)
Rebounds	..17 by Jarvis Varnado vs LSU-A	15 by Kyle Gibson (Louisiana Tech)
Offensive Rebounds	.6 by Jarvis Varnado vs Clemson	6 by James Mays (Clemson); 6 by Justin Reynolds (Texas A&M-Corpus Christi)
Defensive Rebounds	..13 by Jarvis Varnado vs UT Martin	13 by Kyle Gibson (Louisiana Tech)
Assists	.7 by Jamont Gordon vs Lafayette & Loyola M'mount; 7 by Ben Hansbrough vs Loyola Marymount; 7 by Barry Stewart vs Missouri	10 by Tyler Dierkers (Miami [OH])
Turnovers	.6 by Jamont Gordon vs three teams	7 by Richard Hendrix (Alabama-A)
Blocked Shots	..10 by Jarvis Varnado vs three teams	4 by Jimmy Graham (Miami [FL])
Steals	.4 by Barry Stewart vs Murray State	6 by Bryan Mullins (Southern Illinois)

# 2007-08 MISSISSIPPI STATE GAME-BY-GAME TEAM STATISTICS

<u>Opponent</u>	<u>Score</u>	<u>1H/2H/OT</u>	<u>FGM-FGA</u>	<u>Pct</u>	<u>3GM-3GA</u>	<u>Pct</u>	<u>FTM-FTA</u>	<u>Pct</u>	<u>OR-DR-TR</u>	<u>PF-D</u>	<u>A</u>	<u>TO</u>	<u>BS</u>	<u>ST</u>
Louisiana Tech	45	14/31	17-62	.274	6-20	.300	5-10	.500	15-37-52	18-0	7	22	3	3
@Mississippi State	75	30/45	27-71	.380	8-25	.320	13-20	.650	12-34-46	13-0	13	4	10	6
Clemson	84	39/45	24-70	.343	8-21	.381	28-38	.737	21-21-42	22-0	14	13	3	9
@Mississippi State	82	32/50	28-64	.438	7-24	.292	19-31	.613	21-30-51	28-2	10	19	10	5
UT Martin	70	30/40	25-78	.321	11-36	.306	9-14	.643	19-19-38	21-0	11	14	1	9
@Mississippi State	86	41/45	33-60	.550	10-22	.455	10-16	.625	12-38-50	14-0	21	25	9	6
Mississippi State#	68	41/27	24-55	.436	7-18	.389	13-20	.650	12-31-43	17-0	13	17	5	6
UC Irvine	53	34/19	19-54	.352	3-17	.176	12-18	.667	9-22-31	21-0	11	13	1	7
Mississippi State#	49	28/21	18-42	.429	7-20	.350	6-9	.667	9-20-29	18-1	11	21	3	5
Southern Illinois	63	32/31	20-45	.444	6-17	.353	17-18	.944	6-18-24	17-0	15	12	2	9
Mississippi State#	60	24/36	24-54	.444	3-16	.188	9-13	.692	13-23-36	18-0	10	15	8	4
Miami [OH]	67	29/38	24-52	.462	5-12	.417	14-23	.609	9-20-29	15-1	18	7	1	5
Murray State	61	24/37	27-62	.435	4-15	.267	3-4	.750	13-16-29	18-0	9	15	4	9
@Mississippi State	78	39/39	28-54	.519	4-15	.267	18-23	.783	14-22-36	10-0	13	14	7	11
Southeastern Louisiana	59	27/32	23-54	.426	1-11	.091	12-15	.800	6-18-24	17-0	7	22	2	11
@Mississippi State	84	41/43	32-61	.525	7-18	.389	13-19	.684	13-26-39	15-2	10	21	6	11
Miami [FL]	64	27/37	23-66	.348	8-20	.400	10-12	.833	13-30-43	12-0	8	9	6	3
@Mississippi State	58	28/30	23-61	.377	6-24	.250	6-10	.600	9-31-40	14-0	10	10	12	4
Mississippi State*	67	32/35	23-61	.377	9-30	.300	12-24	.500	16-26-42	24-2	16	16	7	13
@South Alabama	71	30/41	26-53	.491	10-17	.588	9-21	.429	10-29-39	20-1	17	18	1	8
Mississippi State	85	40/45	34-58	.586	9-23	.391	8-26	.308	13-33-46	20-0	25	22	12	14
@Loyola Marymount	54	22/32	19-57	.333	3-15	.200	13-20	.650	10-22-32	22-1	13	23	0	13
Mississippi State	95	51/44	32-63	.508	9-16	.563	22-32	.688	19-25-44	19-0	18	10	6	8
@A&M-Corpus Christi	70	40/30	21-55	.382	11-24	.458	17-22	.773	13-16-29	22-0	10	14	6	0
Missouri	75	38/37	27-62	.435	9-27	.333	12-21	.571	13-20-33	29-2	19	12	3	6
@Mississippi State	87	41/46	31-60	.517	5-21	.238	20-30	.667	16-27-43	19-1	18	14	7	5
Lafayette	53	25/28	19-72	.264	6-25	.240	9-15	.600	21-23-44	17-0	8	16	4	9
Mississippi State^	77	37/40	27-62	.435	9-27	.333	14-21	.667	14-34-48	14-0	15	17	10	8
Mississippi State	61	25/36	24-50	.480	4-18	.222	9-17	.529	11-36-47	15-0	11	17	10	5
@LSU	39	19/20	14-66	.212	2-17	.118	9-13	.692	17-19-36	14-0	4	9	4	6
Georgia	49	24/25	16-65	.246	3-17	.176	14-22	.636	16-28-44	21-1	6	14	1	11
@Mississippi State	60	27/33	22-53	.415	4-20	.200	12-19	.632	7-34-41	17-0	10	16	16	6
Kentucky	64	27/37	23-60	.383	7-20	.350	11-12	.917	11-22-33	20-1	12	10	5	7
@Mississippi State	69	32/37	22-51	.431	8-22	.364	17-33	.515	14-26-40	13-0	13	13	15	2
Mississippi State	66	33/33	25-54	.463	12-26	.462	4-13	.308	13-21-34	20-0	13	12	3	7
@Alabama	56	28/28	20-44	.455	2-14	.143	14-24	.583	9-20-29	14-0	16	17	7	7

# - Anaheim Classic (Anaheim, CA); \* - Coors Classic (Mobile, AL); ^ - at Jackson, Miss. (Mississippi Coliseum)

# 2007-08 MISSISSIPPI STATE INDIVIDUAL GAME-BY-GAME STATS

## INDIVIDUAL GAME-BY-GAME POINTS, REBOUNDS, ASSISTS, BLOCKS & STEALS

<u>Opponent</u>	<u>Augustus</u>	<u>Bailey</u>	<u>Begley</u>	<u>Benock</u>	<u>Bolen</u>	<u>Bryant</u>	<u>Gordon</u>	<u>Hansbrough</u>
LOUISIANA TECH	0-2-0-0-0	2-1-0-0-0	0-0-0-0-0	3-1-0-0-0	0-1-0-0-0	0-0-0-0-0	*21-5-3-0-2	*11-3-3-1-1
CLEMSON	DNP	2-1-0-0-0	DNP	0-0-0-0-1	DNP	DNP	*23-12-3-0-1	*6-2-3-0-1
UT MARTIN	0-0-0-1-0	4-2-0-0-1	0-1-0-0-0	10-2-4-0-0	0-0-0-0-0	2-1-0-0-0	*10-4-6-2-1	*20-5-3-0-1
UC Irvine#	0-0-0-0-0	0-0-0-0-0	DNP	0-1-1-0-0	DNP	DNP	*15-6-4-2-1	*13-4-1-0-0
Southern Illinois#	DNP	0-1-0-0-0	DNP	DNP	DNP	DNP	*20-4-2-0-0	*5-3-6-0-1
Miami [OH]#	DNP	DNP	DNP	0-1-0-0-0	DNP	DNP	*18-6-4-2-2	*6-2-1-0-1
MURRAY STATE	3-1-0-0-0	3-3-0-1-1	0-0-0-0-0	2-2-1-0-0	0-0-0-0-0	0-0-0-0-0	*15-4-4-0-1	*9-2-2-0-2
SOUTHEASTERN LA.	8-6-0-0-0	2-4-1-0-1	0-0-0-0-0	3-4-1-0-1	0-0-0-0-0	2-0-0-0-0	*25-7-4-1-1	*10-3-1-0-1
MIAMI [FL]	DNP	DNP	DNP	0-1-0-0-0	DNP	DNP	*18-9-5-0-0	*0-4-2-0-0
@South Alabama*	DNP	0-0-0-0-0	DNP	0-0-0-0-0	DNP	DNP	*7-13-5-0-2	*16-5-1-0-3
@Loyola Marymount	3-2-2-0-1	1-5-0-0-0	DNP	3-2-0-0-0	0-0-0-0-0	DNP	*25-3-7-0-3	*8-3-7-0-3
@A&M-Corpus Christi	0-0-0-0-0	5-5-0-1-0	DNP	3-0-3-0-1	1-1-0-0-0	DNP	*13-2-5-0-2	*7-6-1-0-1
MISSOURI	0-0-0-0-0	0-0-0-0-0	DNP	1-0-0-0-0	DNP	DNP	*20-8-5-2-0	*15-8-4-0-1
Lafayette^	0-1-0-1-0	0-2-0-0-0	0-0-0-0-0	0-0-2-1-1	0-0-0-0-0	DNP	*15-7-7-0-1	*17-4-4-0-1
@LSU	2-0-0-0-0	2-1-0-1-0	0-0-0-0-0	3-0-0-0-0	0-2-0-0-0	DNP	*13-6-1-2-1	*7-7-4-0-1
GEORGIA	DNP	DNP	DNP	6-1-1-0-0	DNP	DNP	*15-9-2-2-0	*6-2-2-0-1
KENTUCKY	DNP	1-1-0-0-0	0-0-0-0-0	0-1-0-1-0	DNP	DNP	*24-9-5-1-0	DNP
@Alabama	DNP	0-4-0-0-1	DNP	3-0-1-0-0	DNP	DNP	*24-4-5-1-1	9-1-0-0-0

<u>Opponent</u>	<u>Iupe</u>	<u>B. Johnson</u>	<u>R. Johnson</u>	<u>Rhodes</u>	<u>Stewart</u>	<u>Turner</u>	<u>Varnado</u>
LOUISIANA TECH	0-0-0-0-0	4-2-0-0-0	0-1-0-0-0	*17-7-2-2-1	*13-11-3-1-0	0-4-2-0-2	*4-5-0-6-0
CLEMSON	DNP	10-3-0-0-0	DNP	*17-6-1-4-0	*12-6-2-0-2	5-4-1-0-0	*7-12-0-6-0
UT MARTIN	0-0-0-0-0	0-4-0-0-0	2-0-0-0-0	*15-5-2-3-1	*9-4-4-0-2	6-0-1-0-0	*8-16-1-3-0
UC Irvine#	DNP	6-5-1-0-0	0-0-0-0-0	*11-11-1-1-3	*18-6-2-0-0	3-2-2-0-2	*2-6-1-2-0
Southern Illinois#	DNP	2-2-0-0-0	DNP	*4-6-0-0-0	*9-3-3-1-1	3-1-0-0-1	*6-7-0-2-2
Miami [OH]#	DNP	4-3-0-1-0	DNP	*25-10-1-0-1	*5-3-4-0-0	0-3-0-0-0	*2-6-0-5-0
MURRAY STATE	0-0-0-0-0	6-4-1-1-1	0-0-0-0-0	*22-5-2-2-0	*14-5-2-0-4	2-1-0-0-1	*2-7-1-3-1
SOUTHEASTERN LA.	0-1-0-0-0	2-0-0-0-0	1-0-1-0-1	*16-7-0-1-3	*6-1-2-0-2	1-0-0-0-1	*8-3-0-4-0
MIAMI [FL]	DNP	2-2-0-1-2	DNP	*10-7-1-1-0	*18-4-1-0-1	2-0-0-0-1	*8-7-1-10-0
@South Alabama*	DNP	DNP	0-0-0-0-0	10-4-0-0-1	*8-6-6-0-2	*17-4-3-1-2	*9-10-1-6-3
@Loyola Marymount	0-0-0-0-0	2-6-0-1-3	6-3-2-1-0	*14-10-1-1-0	*10-5-5-0-1	3-1-0-0-3	*10-6-1-9-0
@A&M-Corpus Christi	0-0-0-0-0	0-4-0-3-0	6-2-1-0-0	*26-10-1-1-1	*19-2-4-0-1	13-3-2-1-2	*2-7-1-0-0
MISSOURI	DNP	2-2-0-0-0	4-0-0-0-0	DNP	*24-4-7-0-2	*12-10-2-0-2	*9-8-0-5-0
Lafayette^	0-1-0-0-0	4-4-0-0-2	11-3-0-1-0	DNP	*6-3-1-0-1	*8-8-1-2-1	*16-12-0-5-1
@LSU	0-1-0-0-0	0-0-0-0-0	6-3-0-0-0	DNP	*11-6-5-0-1	*4-3-1-0-2	*13-17-0-7-0
GEORGIA	DNP	0-1-1-0-0	0-1-0-0-0	8-3-0-2-1	*9-5-2-0-2	*7-9-2-2-2	*9-9-0-10-0
KENTUCKY	DNP	2-2-0-1-0	0-1-0-1-0	*12-3-2-1-1	*9-4-4-0-1	*11-4-1-0-0	*10-12-1-10-0
@Alabama	DNP	0-2-0-1-0	2-1-1-0-0	*5-9-0-1-0	*16-1-3-0-2	*3-2-3-0-0	*4-6-0-0-3

# - Anaheim Classic (Anaheim, CA); \* - Coors Classic (Mobile, AL); ^ - at Jackson, Miss. (Mississippi Coliseum)