



# Mississippi State Bulldogs (12-6, 3-3) vs. Missouri Tigers (5-13, 0-6)

## Basketball Media Relations

55 Bailey Howell Drive, Mississippi State, MS 39762

**GREGG ELLIS**, Primary Contact

(W) 662.325.3595 | (C) 662.322.0145 | gellis@athletics.msstate.edu

Twitter: @msusportsgregg & @HailStateMBK | www.hailstate.com

**MORGAN MACGUIRE**, Secondary Contact

(C) 719.660.2039 | mmacguire@athletics.msstate.edu

Twitter: @morgsmac

## SERIES INFORMATION

**Series:** Tied, 4-all

**Home:** 2-1, MSU

**Away:** 3-2, Mizzou

**Neutral:** NA

**Last Meeting:** MSU, 76-62 (1-30-16)

**Mississippi State Coach:** Ben Howland

**MSU Record:** 26-23, 2nd year

**Career Record:** 427-229, 21st year

**vs. Missouri:** 2-0

**Missouri Coach:** Kim Anderson

**Missouri Record:** 24-57, 3rd year

**Career Record:** 298-152, 15th year



## GAME INFORMATION

**When:** Wednesday, Jan. 25, 2017

**Time:** 6 p.m. CT

**Location:** Starkville, MS

**Arena:** Humphrey Coliseum

**TV:** SEC Network

**PxP:** Tom Hart

**Analyst:** Daymeon Fishback

**Sideline:** N/A

**MSU Radio Network:**

**PxP:** Jim Ellis

**Analyst:** Richard Williams

**Sirius/XM:** 145/191

## Projected Starting 5



### 1 Lamar Peters

6-0 | 185 | Fr. | G  
New Orleans, LA

PPG: \_\_\_\_\_ 11.3

APG: \_\_\_\_\_ 3.1

FG%: \_\_\_\_\_ 43.7

FT%: \_\_\_\_\_ 80.6



### 4 Mario Kegler

6-7 | 230 | Fr. | G  
Jackson, MS

PPG: \_\_\_\_\_ 9.4

RPG: \_\_\_\_\_ 5.5

FG%: \_\_\_\_\_ 41.0

FT%: \_\_\_\_\_ 59.6



### 11 Quindary Weatherspoon

6-4 | 205 | So. | G  
Canton, MS

PPG: \_\_\_\_\_ 17.3

RPG: \_\_\_\_\_ 4.4

FG%: \_\_\_\_\_ 49.2

FT%: \_\_\_\_\_ 78.9



### 34 Schnider Herard

6-10 | 250 | Fr. | F  
Port-au-Prince Haiti

PPG: \_\_\_\_\_ 5.0

RPG: \_\_\_\_\_ 5.2

FG%: \_\_\_\_\_ 57.1

FT%: \_\_\_\_\_ 52.0



### 35 Aric Holman

6-10 | 222 | So. | F  
Owensboro, KY

PPG: \_\_\_\_\_ 9.7

RPG: \_\_\_\_\_ 6.6

FG%: \_\_\_\_\_ 50.8

FT%: \_\_\_\_\_ 68.5

## WHAT TO NOTE AS MSU PLAYS MISSOURI . . .

- At Tennessee, **Schnider Herard** recorded his first-career double-double with 14 points and 11 rebounds. **Aric Holman** has accounted for Mississippi State's other two.
- MSU has won its last three games against Missouri and is looking for its first four-game winning streak against the Tigers.
- Mizzou is one of three SEC teams the Bulldogs are .500 or better against, with Ole Miss and South Carolina being the other two.
- Four times this year, MSU has rallied from deficits of 10 points or more en route to victory.
- In his last three games, **Schnider Herard** has totaled 37 points and 20 rebounds, the best three-game stretch of his career.
- At Tennessee, MSU forced a season-low 7 turnovers and collected a season-low 4 steals while allowing a season-high 91 points.
- I.J. Ready** has made 23-straight free throws.
- Lamar Peters** had a career-high 7 assists at Tennessee. He's second on the team with 49.
- Quindary Weatherspoon** is 11-of-19 in his last four games from 3-point range.
- KenPom.com has MSU as the second-least experienced team of all 351 DI programs.
- When is Mississippi State successful? When outrebounding foes (9-0), shooting 45 percent or better (10-1) and winning or being tied at the half (11-0).
- Of current SEC players, **I.J. Ready** is 12th with 842 points, third with 142 steals and third with 360 assists.
- Lamar Peters, Quindary Weatherspoon, Mario Kegler, Schnider Herard and Aric Holman** have started five-straight games, the longest stretch of any of the six lineups.
- Sophomore guard **Quindary Weatherspoon** is fourth in the SEC with his 17.3 scoring clip. MSU hasn't had a player average 18-plus since Darryl Wilson in 1996 (18.0).
- Sophomore forward **Aric Holman** leads the Bulldogs with 41 blocked shots, the most in a single season since Jarvis Varnado had 170 in 2010.

## 2016-17 MISSISSIPPI STATE SCHEDULE/RESULTS

### NOVEMBER

11	NORFOLK STATE (SECN+)	W, 78-74
	CHARLESTON CLASSIC	
17	vs. Central Florida (ESPN2)	L, 86-61
18	vs. Boise State (ESPN3)	W, 80-68
20	vs. UTEP (ESPN3)	W, 61-54
25	LEHIGH (SECN+)	L, 87-73
28	NORTHWESTERN STATE (SECN)	W, 65-59

### DECEMBER

1	OREGON STATE (ESPNU)	W, 74-57
4	GEORGIA STATE (SECN+)	W, 82-60
14	ETSU (SECN)	L, 67-65
19	Southern Miss (ESPNU) ^	W, 86-44
22	MOREHEAD STATE (SECN)	W, 85-76
29	UMKC (SECN+)	W, 77-54

### JANUARY

3	ALABAMA (SECN)	L, 68-58
7	at LSU (SECN)	W, 95-78
10	at Arkansas (SECN)	W, 84-78
14	TEXAS A&M (CBS)	W, 67-59
17	KENTUCKY (ESPN)	L, 87-81
21	at Tennessee (SECN)	L, 91-74
25	MISSOURI (SECN)	6 p.m.
28	at Alabama (SECN)	5 p.m.
31	at Ole Miss (SECN)	6 p.m.

### FEBRUARY

4	TENNESSEE (SECN)	2:30 p.m.
7	at Auburn (SECN)	8 p.m.
11	SOUTH CAROLINA (ESPNU)	7 p.m.
14	at Georgia (ESPNU)	8 p.m.

18	FLORIDA (ESPN/2)	1 p.m.
21	OLE MISS (ESPN2)	8 p.m.
25	at Vanderbilt (ESPNU)	3 p.m.
28	at South Carolina (ESPNU)	6 p.m.

### MARCH

4	LSU (SECN)	5 p.m.
	2017 SEC Tournament	
8-12	SEC Tournament (SECN, ESPNU, ABC)	TBA

^ - Jackson, Miss (Mississippi Coliseum)

! - Nashville (Bridgestone Arena)

## 2016-17 MISSISSIPPI STATE NUMERICAL ROSTER

No.	Name	Pos.	Ht.	Wt.	Yr.	Exp.	Hometown
1	Lamar Peters	G	6-0	188	Fr.	HS	New Orleans, LA (Landry-Walker HS)
2	Eli Wright	G	6-4	203	Fr.	HS	Owensboro, KY (22 Feet Academy)
3	Xavian Stapleton	G	6-6	207	So.	TR	Flora, MS (Louisiana Tech)
4	Mario Kegler	G	6-7	220	Fr.	HS	Jackson, MS (Oak Hill Academy)
5	Joe Strugg	F	6-9	196	RFr.	HS	Montgomery, AL (G.W. Carver HS)
11	Quinnndary Weatherspoon	G	6-4	205	So.	1L	Canton, MS (Velma Jackson HS)
12	Drew Davis	G	5-10	172	Jr.	HS	Atlanta, GA (Ft. Walton Beach HS)
13	Nick Singleton	G	6-5	194	So.	TR	Decatur, GA (Kennesaw State)
15	I.J. Ready	G	5-11	166	Sr.	3L	Rixey, AR (Park View Magnet)
20	Miles Washington	C	6-7	202	Fr.	HS	New Albany, MS (New Albany HS)
23	Tyson Carter	G	6-4	167	Fr.	HS	Starkville, MS (Starkville HS)
34	Schnider Herard	F	6-10	250	Fr.	HS	Port-au-Prince (Prestonwood Christian)
35	Aric Holman	F	6-10	222	So.	1L	Owensboro, KY (Owensboro HS)
45	E.J. Datcher	C	6-9	240	Fr.	HS	Harpersville, AL (Vincent HS)

<b>Head Coach:</b>	Ben Howland (Weber State, 1979; 2nd year)
<b>Assistant Coaches:</b>	George Brooks (Mississippi State, 1997; 7th year) Korey McCray (Mercer, 2001; 2nd year) Ernie Zeigler (Cleary College, 1994; 2nd year)
<b>Director of Basketball Operations:</b>	Michael Moynihan
<b>Director of Basketball Performance:</b>	David Deets
<b>Graduate Assistant Coaches:</b>	Alfred Aboya Bo Rodriguez Jalen Courtney
<b>VIDEO:</b>	
<b>TRAINER:</b>	Ryan Dotson

## 2016-17 A-Z Roster

No.	Name	Yr.
32	Carter, Tyson	Fr.
45	Datcher, EJ	Fr.
12	Davis, Drew	Jr.
34	Herard, Schnider	Fr.
35	Holman, Aric	So.
4	Kegler, Mario	Fr.
1	Peters, Lamar	Fr.
15	Ready, I.J.	Sr.
13	Singleton, Nick	So.
3	Stapleton, Xavian	R-So.
5	Strugg, Joe	R-Fr.
20	Washington, Miles	Fr.
11	Weatherspoon, Quinnndary	So.
2	Wright, Eli	Fr.

## By State/Country

<b>Alabama (2)</b>		
45	Datcher, EJ	Fr.
5	Strugg, Joe	R-Fr.
<b>Arkansas (1)</b>		
15	Ready, I.J.	Sr.
<b>Georgia (2)</b>		
12	Davis, Drew	Jr.
13	Singleton, Nick	So.
<b>Kentucky (2)</b>		
35	Holman, Aric	So.
2	Wright, Eli	Fr.
<b>Louisiana (1)</b>		
1	Peters, Lamar	Fr.
<b>Mississippi (5)</b>		
23	Carter, Tyson	Fr.
4	Kegler, Mario	Fr.
3	Stapleton, Xavian	R-So.
20	Washington, Miles	Fr.
11	Weatherspoon, Quinnndary	So.
<b>Haiti (1)</b>		
34	Herard, Schnider	Fr.

## PRONUNCIATION GUIDE

ARIC HOLEMAN: ERIC  
QUINNNDARY WEATHERSPOON: QUINN-DARE-EE  
XAVIAN STAPLETON: ZAY-VEE-AWN  
SCHNIDER HERARD: SCHNI-DER HER-RARD

## GENERAL INFORMATION

Location: Starkville, MS  
Founded: February 28, 1878  
Enrollment: 21,622  
Conference: SEC  
Nickname: Bulldogs  
Colors: Maroon & White  
Arena: Humphrey Coliseum (10,500)  
President: Dr. Mark E. Keenum  
Athletics Director: John Cohen  
Web Site: www.hailstate.com  
Twitter: @HailStateMBK  
Hashtag: #HailState

## BASKETBALL HISTORY

First Year of Basketball: 1908-09  
All-Time Record: 1,373-1,165/105 years  
All-Time SEC Record: 574-752  
Total Number of Head Coaches: 20  
Humphrey Coliseum Record: 425-175  
20-Win Seasons: 17  
NCAA Tournament Appearances: 10 (11-10)  
NCAA Tournament Final Fours: 1 (1996)  
NIT Appearances: 8 (7-8)  
NIT Final Fours: 1 (2007)  
SEC Championships: 6  
(2004, 1991, 1963, 1962, 1961, 1959)  
SEC Tournament Championships: 3  
(2009, 2002 and 1996)  
SEC Tournament Record: 29-53  
SEC Western Division Titles: 7  
(2010, 2008, 2007, 2004, 2003, 1996, 1995)

## TEAM INFORMATION

2015-16 Overall Record: 14-17  
2015-16 SEC Record: 7-11, 11th  
National Ranking: n/a  
Starters Returning/Lost: 2/3  
Letterwinners Returning/Lost: 3/10  
Newcomers: 12  
Roster (Sr./Jr./So./Fr.): (1/1/4/9)

## MEDIA INFORMATION

## Credentials

Media members may obtain both season credentials and game-by-game passes by contacting Gregg Ellis at 662-325-3595.

## SEC Teleconference

The SEC's weekly teleconference is every Monday and will be coordinated through the SEC media relations office. To participate, contact Craig Pinkerton of the SEC at 205-458-3038. Ben Howland is scheduled for 11:17 a.m. CT.




## Media On Twitter

Michael Bonner, Clarion Ledger  
@MikeBBonner  
David Brandt, Associated Press  
@davidbrandtAP  
Bob Carskadon, HailState Beat  
@bobcarskadon  
Joel Coleman, Starkville Daily News  
@JoelTColeman  
Robbie Faulk, 24/7 Sports  
@robbiefaulk247  
Paul Jones, 24/7 Sports  
@PJ247Sports  
Logan Lowery, Daily Journal  
@loganlowery  
David Murray, Dawgs' Bite  
@DawgsBiteMag  
Danny P. Smith, Starkville Daily News  
@sdhannyp  
Gene Swindoll, Gene's Page  
@GeneSwindoll  
Ben Wait, Commercial Dispatch  
@bcwait



## MISSISSIPPI STATE TV/RADIO ROSTER



**1 Lamar Peters**  
FR | G | 6-0 | 188  
New Orleans, LA



**2 Eli Wright**  
FR | G | 6-4 | 203  
Owensboro, KY



**3 Xavian Stapleton**  
SO | G | 6-6 | 207  
Flora, MS



**4 Mario Kegler**  
FR | G | 6-7 | 220  
Jackson, MS



**5 Joe Strugg**  
FR | F | 6-9 | 196  
Montgomery, AL



**11 Quindary Weatherspoon**  
SO | G | 6-4 | 205  
Canton, MS



**12 Drew Davis**  
JR | G | 5-10 | 172  
Atlanta, GA



**13 Nick Singleton**  
SO | G | 6-5 | 194  
Decatur, GA



**15 I.J. Ready**  
SR | G | 5-11 | 166  
Rixey, AR



**20 Miles Washington**  
FR | C | 6-7 | 202  
New Albany, MS



**23 Tyson Carter**  
FR | G | 6-4 | 167  
Starkville, MS



**34 Schnider Herard**  
FR | F | 6-10 | 250  
Port-Au-Prince, Haiti



**35 Aric Holman**  
SO | F | 6-10 | 222  
Owensboro, KY



**45 E.J. Datcher**  
FR | C | 6-9 | 240  
Harpersville, AL



**Ben Howland**  
Head Coach  
2nd Year



**George Brooks**  
Assistant Coach  
7th Year



**Corey McCray**  
Assistant Coach  
2nd Year



**Ernie Zeigler**  
Assistant Coach  
2nd Year





**Michael Moynihan**  
Director of Operations  
1st Year



**Jalen Courtney**  
Video Director  
1st Year

## TALE OF THE TAPE

	74.8	69.3	45.9	36.5	70.8	34.8	-1.7	12.4	12.6	+1.9	1.9	7.9	4.4
	Points	Opp Points	FG%	3FG%	FT%	RB	RBM	ASST	TO	TM	AST-TO Ratio	STL	BL
	70.0	70.3	39.3	28.5	66.1	39.8	+0.3	12.6	12.9	+1.2	1.0	6.7	2.4

Leaders	Scoring	Rebounds	Assists	Steals	Blocks
<b>MSU</b>	Weatherspoon, 17.3	Holman, 6.6	Ready, 4.8	Ready, 1.9	Holman, 2.3
<b>OPP</b>	Puryear, 11.9	Puryear, 6.6	Phillips, 4.8	Puryear, 1.6	Nikko, 0.8

Last Time Out For Missouri
✓ Lost to Ole Miss, 75-71.
✓ Trailing 39-33 at halftime.
✓ Kevin Puryear led Mizzou with 26 points, while Russell Woods had 13.
✓ The Tigers were 27-61 shooting, 11-25 from 3-point range.
✓ Both teams had 38 rebounds.
✓ Russell Woods had 11 boards.
✓ MU forced 12 turnovers and had 12. The Tigers also had 15 assists and 2 steals.

Last Time Out For Mississippi State
✓ Lost at Tennessee, 91-74.
✓ Schnider Herard led MSU with 14 points and 11 rebounds for his first double-double.
✓ MSU forced 7 turnovers and had 11.
✓ UT won the battle of the boards, 49-35.
✓ MSU had 11 assists, 4 steals and 4 blocks.
✓ MSU was 26-59 shooting, 5-20 beyond the arc, while Tennessee was 31-67 shooting and 7-17 from long range.

Missouri Series Breakdown
(Tied, 4-4)
<b>Last MSU win:</b> 76-62 (2015-16)
<b>Last MU win:</b> 85-66 (2013-14)
<b>Current MU win streak:</b> 3
<b>Biggest MSU win:</b> 76-62 (2015-16)
<b>Biggest MU win:</b> 78-36 (2012-13)
at Starkville
(MSU leads, 2-1)
<b>Last MSU win:</b> 52-43 (2014-15)
<b>Last MU win:</b> 78-36 (2012-13)
<b>Current MSU win streak:</b> 1
<b>Biggest MSU win:</b> 87-75 (2007-08)
<b>Biggest MU win:</b> 78-36 (2012-13)

VERSUS MISSOURI														
Player	G-GS	Mins	FGM-FGA	Pct	3GM-3GA	Pct	FTM-FTA	Pct	Rebs	Ast	TO	BS	Stl	Pts
Holman	1-1	16	1-7	.143	0-2	.000	0-0	.000	3-3.0	1	0	1	0	2-2.0
Ready	4-2	107	5-19	.263	1-9	.111	0-0	.000	7-1.8	15	5	0	5	11-2.8
Weatherspoon	1-1	32	7-15	.467	2-4	.500	2-4	.500	14-14.0	1	2	0	0	18-18.0

## A LOOK AT THE SEC

2016-17 SEC Standings					Upcoming Games					Recent Scores				
	SEC	Overall			January 25 (Wednesday)					January 24				
Kentucky	7-1	.875	17-3	.850	Missouri at Mississippi State, 6 p.m.					South Carolina 98, Auburn 69				
South Carolina	6-1	.857	16-4	.800	Texas A&M at Ole Miss, 6:30 p.m.					Arkansas 71, Vanderbilt 70				
Florida	5-2	.714	14-5	.737	Alabama at Georgia, 8 p.m.					Tennessee 82, Kentucky 80				
Alabama	4-2	.667	11-7	.611	Florida at LSU, 8 p.m.									
Arkansas	5-3	.625	16-4	.800	<b>January 28 (Saturday)</b>					<b>January 21</b>				
Georgia	4-3	.571	12-7	.632	Texas A&M at West Virginia, 11 a.m.					Texas A&M 63, Georgia 62				
Mississippi State	3-3	.500	12-6	.667	Florida at Oklahoma, 1 p.m.					Vanderbilt 68, Florida 66				
Tennessee	4-4	.500	11-9	.550	Kansas State at Tennessee, 1 p.m.					Ole Miss 75, Missouri 71				
Ole Miss	3-4	.429	12-7	.632	LSU at Texas Tech, 1 p.m.					Auburn 84, Alabama 64				
Auburn	3-5	.375	13-7	.650	Arkansas at Oklahoma State, 3 p.m.					Kentucky 85, South Carolina 69				
Vanderbilt	3-5	.375	9-11	.450	Iowa State at Vanderbilt, 3 p.m.					Tennessee 91, Mississippi State 74				
Texas A&M	2-5	.286	10-8	.556	Texas at Georgia, 3 p.m.									
LSU	1-6	.143	9-9	.500	Auburn at TCU, 6 p.m.					<b>January 18</b>				
Missouri	0-6	.000	5-13	.278	Baylor at Ole Miss, 5 p.m.					South Carolina 57, Florida 53				
					Kansas at Kentucky, 5:15 p.m.					Alabama 68, Missouri 56				
					Mississippi State at Alabama, 5 p.m.					Auburn 78, LSU 74				
					South Carolina at Missouri, 7:30 p.m.									

As of January 25, 2017



**Humphrey Coliseum History****First Game:**..... Dec. 1, 1975; MSU 85, Indiana St. 82**Overall Record:**..... 425-175 (.708)**Non-Conference Record:**..... 212-37 (.851)**SEC Record:**..... 213-138 (.609)**Humphrey Coliseum Yearly Records**

Year	Attn.	Avg.	Record (SEC)
1975-76	70,081	5,006	10-4 (5-4)
1976-77	76,232	5,082	11-4 (5-4)
1977-78	72,025	5,540	11-2 (8-1)
1978-79	99,906	7,136	11-3 (7-2)
1979-80	67,209	6,721	6-4 (5-4)
1980-81	48,214	4,018	6-6 (3-6)
1981-82	56,414	4,030	7-7 (3-6)
1982-83	68,416	5,263	11-2 (7-2)
1983-84	61,508	4,393	6-8 (3-6)
1984-85	89,370	6,384	11-3 (7-2)
1985-86	43,927	3,379	4-9 (3-6)
1986-87	40,715	2,908	7-7 (3-6)
1987-88	54,074	4,160	9-4 (5-4)
1988-89	74,344	5,719	9-4 (5-4)
1989-90	74,623	5,740	9-4 (5-4)
1990-91	102,072	7,852	12-1 (8-1)
1991-92	72,142	5,549	8-5 (4-4)
1992-93	61,172	4,706	10-3 (5-3)
1993-94	88,687	6,335	10-4 (5-3)
1994-95	80,681	6,723	11-1 (7-1)
1995-96	97,996	7,538	10-3 (6-2)
1996-97	74,275	5,305	10-4 (5-3)
1997-98	77,954	5,996	7-6 (2-6)
1998-99	70,257	5,018	12-2 (6-2)
1999-00	61,764	4,412	10-4 (4-4)
2000-01	77,654	4,568	13-4 (6-2)
2001-02	79,642	5,689	13-1 (7-1)
2002-03	98,312	7,022	12-2 (7-1)
2003-04	111,940	7,996	12-2 (6-2)
2004-05	103,031	7,925	11-2 (6-2)
2005-06	90,875	5,680	11-5 (5-3)
2006-07	123,736	6,512	16-3 (6-2)
2007-08	106,672	7,111	12-3 (7-1)
2008-09	157,111	8,728	13-5 (5-3)
2009-10	116,919	6,878	13-4 (6-2)
2010-11	97,069	5,710	12-5 (5-3)
2011-12	152,363	8,019	15-4 (6-2)
2012-13	94,092	6,721	7-7 (3-6)
2013-14	123,743	6,875	11-7 (3-6)
2014-15	106,946	6,291	9-8 (3-6)
2015-16	99,338	6,623	10-5 (5-4)
2016-17	79,447	7,222	7-4 (1-2)

Opponent	vs. SEC Opponents				Str.
	GP	W	L	PCT.	
Alabama	41	22	19	.537	L4
Arkansas	24	18	6	.750	W1
Auburn	40	28	12	.700	W6
Florida	28	14	14	.500	L2
Georgia	29	18	12	.600	L4
Kentucky	30	9	21	.300	L5
LSU	29	24	15	.615	W1
Missouri	3	2	1	.667	W1
Ole Miss	41	33	8	.805	W1
S. Carolina	13	10	3	.769	W1
Tennessee	29	14	16	.467	L3
Texas A&M	4	2	2	.500	W1
Vanderbilt	29	20	9	.690	W2

**MSU KNOWS HOW TO WIN GAMES AT 'THE HUMP'**

Over the course of the last decade, Mississippi State's Humphrey Coliseum has become a difficult venue for opposing teams. Last year, MSU was 10-5, including a 5-1 mark against non-conference foes. This year, MSU is 7-4.

The Bulldogs have compiled a 42-season composite record of 425-175 (.708) at "The Hump" since Mississippi State's basketball facility opened prior to the 1975-76 campaign.

**TRACKING MSU'S HOME SUCCESS UNDER BEN HOWLAND**

Season	Overall		SEC		Non-SEC	
	Record	Win %	Record	Win %	Record	Win %
2015-16	10-5	.667	5-4	.556	5-1	.833
2016-17	7-4	.636	1-2	.333	6-2	.750
<b>Totals</b>	<b>17-9</b>	<b>.654</b>	<b>6-6</b>	<b>.500</b>	<b>11-3</b>	<b>.786</b>

**A LOOK AT THE HISTORY OF HUMPHREY COLISEUM****LARGEST CROWDS  
AT THE HUMP**

Crowd	Opponent	Date
10,788	Kentucky	2-16-10
10,735	Ole Miss	2-7-04
10,645	Ole Miss	2-23-02
10,541	Florida	1-7-03
10,458	Auburn	3-2-04
10,437	Alabama	2-21-04
10,432	Alabama	3-5-05
10,432	Kentucky	1-13-04
10,429	Ole Miss	2-15-03
10,421	Ole Miss	1-26-08
10,412	Ole Miss	1-13-09
10,364	Ole Miss	2-9-12
10,338	Florida	1-24-07
10,315	Kentucky	1-9-96

**INDIVIDUAL MSU  
RECORDS AT THE HUMP**

**Most Points Scored**  
40, Rickey Brown (Auburn, 3-7-77)

**Most Rebounds**  
24, Wiley Peck (Alabama, 1-27-79)

**Most Assists**  
15, Al Perry (Vanderbilt, 1-29-77)

**TEAM MSU  
RECORDS AT THE HUMP**

**Most Points Scored**  
123, Troy State (12-5-95)

**Most Rebounds**  
75, Mississippi Valley St. (11-21-00)

**Most Consecutive Wins**  
14, 1-22-03 to 1-10-04



### CHARTING I.J. Ready

S | G | 5-11  
Rixey, AR

#### MSU Career Assists Chart

1. Dee Bost.....	633
2. Derrick Zimmerman.....	514
3. Al Perry.....	510
4. Jamont Gordon.....	484
5. Chuck Evans.....	454
6. Doug Hartsfield.....	413
7. Jack Bouldin.....	357
8. <b>I.J. Ready.....</b>	<b>356</b>
9. Detrick White.....	351
10. Butch Pierre.....	342

#### MSU Career Steals Chart

1. Ray White.....	217
2. Derrick Zimmerman.....	205
3. Dee Bost.....	193
4. Craig Sword.....	185
5. Chuck Evans.....	165
6. Barry Stewart.....	162
7. Timmy Bowers.....	161
8. Tony Watts.....	154
9. Winsome Frazier.....	147
10. <b>I.J. Ready.....</b>	<b>142</b>

#### SEC Season Rank

Assists.....	4
Steals.....	6
Assist/Turnover Ratio.....	2
Minutes Played.....	17

#### NCAA Season Rank

Assists.....	79
Steals.....	61
Assist/Turnover Ratio.....	42



### CHARTING Lamar Peters

F | G | 6-0  
New Orleans

#### Freshman 3FG Made

1. Barry Stewart.....	638
2. Malik Newman.....	61
3. Reginald Delk.....	59
4. Dee Bost.....	54
T5. Rodney Hood.....	47
T5. Ben Hansbrough.....	47
7. Q. Weatherspoon.....	43
8. Fred Thomas.....	41
9. <b>Lamar Peters.....</b>	<b>34</b>

#### SEC Season Rank

3-Point FG%.....	3
3-Point FGM.....	T6

## A CLOSER LOOK AT MSU

### Q POW

■ On Jan. 16, Quinndary Weatherspoon was tabbed the SEC's player of the week after scoring 25 points at Arkansas and 13 versus Kentucky.

Last year, he earned freshman of the week honors.

### OFF THE SCHNIDE

■ After coming off the bench the first 12 games, freshman forward Schnider Herard has started the first six SEC games.

During that stretch, the Haiti native is averaging 8.8 points and 5.5 rebounds, while on the year he's averaging 5.0 points and 5.2 boards.

He scored a career-high 16 points against Texas A&M, while recording his first-career double-double with 14 points and 11 rebounds at Tennessee.

### HARDCOURT ROBBERY

■ Four times this year, MSU has collected 11 or more steals.

Against Oregon State, the Bulldogs were credited with 17 steals, the most since also having 17 against Florida Atlantic on 11-13-12.

The Bulldogs are third in the SEC with their 7.9 average, 39th nationally.

Individually, **Quinndary Weatherspoon** is fifth in the SEC with his 1.9 steals, while **I.J. Ready** is sixth at 1.9.

### Q ECLIPSES 600

■ After surpassing 500-career points against Southern Miss back in December, **Quinndary Weatherspoon** reached 600 after scoring 25 points in the win at Arkansas.

He has 647 points in 47 games.

### Just ONE 3

■ Against Texas A&M, Mississippi State limited the Aggies to just one 3-pointer, which came late in the second half.

It was the fewest treys allowed since Arkansas had only one on Feb. 9, 2016, at the Hump.

### LOTS OF ROAD POINTS

■ Mississippi State collected its first road win of the season with a 95-78 win at LSU, its most points in league play since totaling 91 at Auburn in 1994.

The 95 points were also the most in SEC action since pouring in 94 at home against LSU in 2009.

### STREAKS SNAPPED

■ Mississippi State entered SEC play having lost four straight at both LSU and Arkansas, dating back to 2011.

In a span of four days, both ended as the Bulldogs won at LSU (95-78) and at Arkansas (84-78). The two road wins have already matched last year's total.

### NATION'S 2ND YOUNGEST

■ Mississippi State is currently the second least-experienced team in the country (351 total), with an average of .76.

1. Illinois Chicago (.72)
2. **Mississippi State (.75)**
3. Bradley (.77)
4. Oregon State (.88)
5. St. John's (.88)

### HOLMAN'S BLOCK PARTY

■ Against Norfolk State in the season opener, sophomore forward **Aric Holman** totaled 5 blocked shots before having 5 against Northwestern State on Nov. 28.

That was the most by an MSU player since Gavin Ware also had 5 at Loyola-Chicago on 12-5-12.

On the year, he currently has 41, the third most in the SEC.

### 20 X 2

■ Against Morehead State and UMKC, **Quinndary Weatherspoon** nearly scored at will.

After totaling a career-high 27 points against Morehead State, he poured in 25 against UMKC.

The last MSU player who totaled 20-plus points in back-to-back games was Craig Sword last year — 20 versus Kentucky, 21 at Arkansas.

Sword is also the last player to achieve the feat in three-straight games.

On the year, Weatherspoon has eclipsed the 20-point mark six times, with MSU winning all six games.

### .500 x 2, x 2

■ On Dec. 22, both Mississippi State and Morehead State shot 50 percent from the floor in the Bulldogs' 85-76 victory.

MSU was .534, while the Eagles were .500.

And then against No. 5 Kentucky, it happened again when MSU shot .542 and Kentucky .508.

Prior to this season, the last time both MSU and its opponent shot 50 percent was last January at Kentucky (.529/.509).

### SEEING DOUBLE

■ Sophomore forward **Aric Holman** has recorded two of MSU's three double-doubles this year.

His first came in the season opener against Norfolk State, where he had 11 points and 11 rebounds. Then at Arkansas, he totaled 13 points and 11 rebounds.

Schnider Herard then posted his first at Tennessee with 14 points and 11 rebounds.

### SOLID FIRST HALF AT LSU

■ At LSU, the Bulldogs had their best first half of the year, scoring 52 points, surpassing the 45 totaled against Oregon State, en route to a 95-78 win.

In the opening frame, MSU was 20-34 shooting, with a 7-12 mark from 3-point range.

### 35 STRAIGHT POINTS

■ Against Southern Miss in and 86-44 win, Mississippi State did something no other team in school history during the modern era has achieved — score 35-straight points.

Up 41-29 in the second half, the Bulldogs pulled ahead 76-29 before the Golden Eagles scored again. It was the largest margin of victory since beating New Orleans by 51 (97-46) on 1-3-13.

### DEFENSIVE EFFORT

■ Mississippi State held Southern Miss to a season-low 44 points.

It was the fewest points the Bulldogs have allowed since Mississippi Valley State managed just 45 on Dec. 28, 2009.

The Golden Eagles totaled just 19 second-half points, also the fewest MSU has yielded this season.

### HOLMAN'S HIGHS

■ Sophomore **Aric Holman** had a career game against UTEP in terms of scoring, totaling 18 points in the Bulldogs' 61-54 victory.

Holman has scored 10-plus points in 10 games, something he didn't do last year in 16 outings.

### LONG-RANGE SUCCESS

■ Seven times this year, Mississippi State has made 11 or more 3-pointers and is 7-0 in those games.

The school record of 17 came in Jackson against Southern Miss on Dec. 19.

The Bulldogs have three players with 25 or made 3-pointers. **Quinndary Weatherspoon** and **Lamar Peters** lead the way with 34 each while **Tyson Carter** has 26.

Weatherspoon and Peters are tied for sixth in the SEC with their 2.1 average.

As a team, Mississippi State is third in the league 7.9

### FORCING TURNOVERS

■ On the year, MSU has forced 261 turnovers to rank 5th in the SEC in turnover margin (+2.2).

On the year, the high mark was 22 against Texas A&M, which MSU converted into 21 points.



## 2016-17 MISSISSIPPI STATE NOTES

## UNUSUAL LOSS

■ Against Kentucky, MSU lost for the first time in 11 games this year when shooting 45 percent or better from the floor.

The Dogs were 32-59 (.542), while the Wildcats were 33-65 (.508).

## CAREER NIGHT FOR PETERS

■ Despite the loss to Kentucky, freshman guard **Lamar Peters** totaled a career-high 25 points, marking the second time he's totaled 20-plus points (24 vs. Georgia State).

Among all SEC freshman, he's seventh in scoring at 11.3.

## RESEASON ALL-SEC &amp; POLL

■ In the preseason polls voted on by the coaches, sophomore guard **Quinnndary Weatherspoon** was tabbed first-team All-SEC. Last March, he earned SEC All-Freshman honors.

The Canton, Miss., native was also a second-team selection by the media.

As a team, the Bulldogs were picked to finish 10th under second-year coach **Ben Howland**.

## Preseason Poll

- |               |                       |
|---------------|-----------------------|
| 1. Kentucky   | 8. South Carolina     |
| 2. Florida    | 9. Ole Miss           |
| 3. Texas A&M  | 10. Mississippi State |
| 4. Georgia    | 11. Auburn            |
| 5. Arkansas   | 12. LSU               |
| 6. Vanderbilt | 13. Tennessee         |
| 7. Alabama    | 14. Missouri          |

## BREAKDOWN OF GAMES IN JACKSON

■ Mississippi State is now 18-6 all-time at Mississippi Coliseum following the Dec. 19 win against Southern Miss.

The two teams will also play there next year.

The Bulldogs and Golden Eagles have now met four times at Mississippi Coliseum, with the series tied at 2-apiece.

Here's the entire breakdown . . .

DATE	OPPONENT	W/L	SCORE
12-15-62	Memphis State	W	77-66
01-28-63	Southern Miss	W	62-52
12-14-63	Memphis State	L	73-65
12-16-63	Southern Miss	L	65-60
12-29-64	Mississippi College	L	72-57
12-30-64	Delta State	W	82-63
01-28-65	Arkansas	L	84-69
12-18-78	Iowa State	W	80-70
12-15-80	Southern Miss	L	68-53
11-30-85	Jackson State	W	77-62
12-16-87	McNeese State	W	76-66
11-17-98	Arkansas-Pine Bluff	W	105-53
12-18-02	Georgia State	W	78-54
12-22-04	Jacksonville State	W	95-53
12-15-05	Jacksonville State	W	104-80
12-21-06	New Orleans	W	89-63
01-05-08	Lafayette	W	77-53
12-22-08	Nicholls State	W	77-68
12-22-09	Centenary	W	88-51
12-22-11	Northwestern State	W	82-67
12-22-13	Central Arkansas	W	79-72
12-20-14	USC Upstate	L	53-51
12-23-15	Northern Colorado	W	93-69
12-19-16	Southern Miss	W	86-44

## LIKE FATHER, LIKE SON

■ In the season-opener against Norfolk State,

freshman guard **Tyson Carter** drew the start.

28 years ago, his father, Greg, drew a start on opening day against Christian Brothers as a freshman.

While Tyson poured in 17 points on 6-of-8 shooting with five made 3-pointers, Greg was 5-6 with 10 points.

Tyson's 17 points were the most by a freshman on opening day since that same game his father played, when Chancellor Nichols also totaled 17.

## 100 AND COUNTING

■ It was only fitting that **I.J. Ready's** 100th-career game came in his home state of Arkansas.

The senior guard has started 77 of his 103 outings and has totaled 842 points and dished out 360 assists.

He needs just 158 points to become the 37th MSU player to reach 1,000 for a career.

## LOW MARKS VS. ALABAMA

■ Mississippi State opened SEC play with a 68-58 setback to Alabama at Humphrey Coliseum.

The Bulldogs shot just 36.5 percent from the floor and had season lows in points (58), rebounds (26) and field goals made (19).

## Kentucky Blues

■ In the hard-fought setback to Kentucky, Mississippi State had season-high in turnovers and fouls.

UK's 24 fouls were the most for an MSU foe.

## WALK-ON SUCCESS

■ Against Northwestern State, walk-on **Nick Singleton** came off the bench and provided a much-needed spark for the Bulldogs.

In 13 minutes, he totaled 5 points. He entered the game having played just two minutes.

He's appeared in six games and is averaging 0.8 points in 24 minutes of action.

**Drew Davis** scored his first-career points against Southern Miss, draining two 3-pointers to total 6 points in 5 minutes. He also dished out his first assist. He's appeared in four games and has logged 8 minutes.

**Miles Washington** has played in three games.

## 2-1 IN CHARLESTON

■ Mississippi State posted a 2-1 ledger in the Charleston Classic with wins against Boise State and UTEP.

The lone loss came against Central Florida.

MSU is now 92-81 all-time in regular-season tournaments.

## ALL-TOURNAMENT

■ **Quinnndary Weatherspoon** earned All-Tournament honors at the Gildan Charleston Classic after scoring a career-high 25 points against Boise State.

He also totaled 19 points against Central Florida and 9 against UTEP.

## LARGEST SETBACK AT HOME

■ The 14-point loss to Lehigh on Nov. 25 was the largest non-conference home game since also losing by 14 to McNeese State on 12-30-14.

It was also the largest setback at the Hump with **Ben Howland** at the helm.

## WHEN Q SCORES 20-PLUS

■ When **Quinnndary Weatherspoon** scores 20 or more points, Mississippi State benefits.

Six times this season he has reached that mark. And on each occasion, the Bulldogs win.

Opponent	Date	Points	Result
Norfolk State	11-11-16	22	W, 78-74
Boise State	11-18-16	25	W, 80-68
Oregon State	12-01-16	21	W, 74-57
Morehead State	12-22-16	27	W, 85-76
UMKC	12-29-16	25	W, 77-54
Arkansas	01-10-17	25	W, 84-78

## RELIVING THE 80s

■ Mississippi State has found great success on the road in SEC play early.

The Dogs are 2-0 with a 95-78 win at LSU, followed by an 84-78 win at Arkansas.

That marked the first time since 2014 MSU has scored 80-plus points in back-to-back conference games (82 at Auburn and 81 at LSU, both losses).

## HOWLAND LOOKING TO JOIN ELITE CLUB

■ **Ben Howland** enters his second season at Mississippi State looking to achieve a feat only 12 coaches have ever done, and that's lead four different teams to the NCAA Tournament.

Howland has already guided Northern Arizona, Pittsburgh and UCLA to the Big Dance.

The first 12 coaches to do so are Lon Kruger, Steve Alford, John Beilein, Lefty Driesell, Cliff Ellis, Larry Eustachy, Jim Harrick, Fran McCaffery, Tom Penders, Tubby Smith, Rick Pitino and Eddie Sutton.

## BULLDOGS SIGN 3

■ Mississippi State took advantage of the early signing period back in November and signed three players — two 4-stars and one 3-star — to give MSU its second Top 20 signing class in a row.

Joining MSU next season are guards Nick Weatherspoon (Velma Jackson) of Canton, Miss., and KeyShawn Feazell (Lawrence County) of Monticello, Miss., and forward Garrison Brooks (Auburn HS) of Lafayette, Ala.

Weatherspoon is the younger brother MSU sophomore standout **Quinnndary Weatherspoon**, while Brooks is the son of MSU assistant coach, **George Brooks**.

Below are the national rankings . . .

Outlet	Rank
Scout .....	18
24/7 .....	23
Rivals .....	23
ESPN .....	30

## BROOKS NOTED FOR RECRUITING

■ In this year's Sporting News preseason basketball publication, MSU assistant **George Brooks** was named the second best recruiter in the SEC.

Brooks, a 1996 MSU graduate, has been an assistant with the Bulldogs for seven years after serving as head coach at Meridian Community College.

He's been responsible for signing top talent such as **Quinnndary Weatherspoon**, **Mario Kegler** and **Garrison Brooks**.



### 600 & COUNTING

■ Last week's game with Kentucky was the 600th in Humphrey Coliseum history, which dates to Dec. 1, 1975.

The Bulldogs own a 425-175 record in the building, including 212-37 mark in SEC play.

### CBS SUCCESS

■ Make that two-straight on CBS.

Saturday at Humphrey Coliseum, the Bulldogs defeated Texas A&M 67-58 on CBS.

It was the second win in a row on the network, as MSU defeated Florida, 71-64, on Jan. 29, 2011.

### WELCOMING NEW COMPETITION

■ The Bulldogs' first five games this season were against first-time foes.

Those newcomers were Norfolk State, Central Florida, Boise State, UTEP and Lehigh.

### WRIGHT MOVE

■ **Eli Wright** earned his first-career and only start against Northwestern State and responded with 11 points on 4-of-5 shooting to go along with his 7 rebounds.

### A CLOSER LOOK AT SEC OPENERS

■ Mississippi State is now 45-39 all-time in SEC openers. At home, the Bulldogs are 30-19. On the road, they are 15-19. In neutral site affairs, MSU is 0-1.

MSU has played Auburn the most (21 games), while the Bulldogs have collected 10 wins against Auburn and LSU to lead the way.

The most losses have come against Auburn (11), while the only team MSU hasn't opened up with is Missouri.

This year, MSU opened with a 68-58 versus Alabama.

Team	Record
Alabama .....	2-5
Arkansas .....	3-1
Auburn .....	10-11
Florida .....	5-7
Georgia .....	1-1
Kentucky .....	2-3
LSU .....	10-1
Ole Miss .....	3-1
South Carolina .....	3-0
Tennessee .....	3-4
Texas A&M .....	0-1
Vanderbilt .....	3-3

### MSU+TAMU=CLOSE GAMES

■ Mississippi State and Texas A&M have met just 10 times, seven coming in SEC action.

Of those meetings, eight have been decided by 9 points or less, including the last outing this

past Saturday (67-59, 8).

In addition, four have been decided by four points or less.

### JONES NAMED 2016 SEC LEGEND

■ Dontae' Jones has been named the 2017 SEC Legend.

Jones, a native of Nashville, Tenn., played for the Bulldogs in 1996 and led MSU to the SEC Tournament crown and MSU's first trip to the Final Four.

The All-SEC selection the overall 21st pick of the 1996 draft by the New York Knicks before being traded to the Boston Celtics.

He'll be recognized at the SEC Tournament next March in Nashville.

### All-Time MSU Legends

<b>1999:</b> Bailey Howell	<b>2009:</b> Tony Watts
<b>2000:</b> Jim Ashmore	<b>2010:</b> Kermit Davis
<b>2001:</b> W.D. Stroud	<b>2011:</b> Darryl Wilson
<b>2002:</b> Jeff Malone	<b>2012:</b> Chuck Evans
<b>2003:</b> Joe Dan Gold	<b>2013:</b> Horatio Webster
<b>2004:</b> Greg Carter	<b>2014:</b> Erick Dampier
<b>2005:</b> Jack Bouldin	<b>2015:</b> Doug Hutton
<b>2006:</b> Rickey Brown	<b>2016:</b> Mario Austin
<b>2007:</b> Richard Williams	<b>2017:</b> Dontae' Jones
<b>2008:</b> Wiley Peck	

### MSU vs. RANKED FOES

■ Following Tuesday's loss to No. 5 Kentucky, MSU has now lost 15-straight games to ranked opponents and 17 out of the last 20.

Below is a closer look . . .

Date	Team	Score	Rank
01-17-17	Kentucky	L, 87-81	5
02-24-16	Texas A&M	L, 68-66	21
01-26-16	So. Carolina	L, 84-74	22
01-12-16	Kentucky	L, 80-74	13
01-06-16	Texas A&M	L, 61-60	21
02-25-15	Kentucky	L, 74-56	1
02-21-15	Arkansas	L, 65-61	17
01-20-14	Florida	L, 62-51	3
01-08-14	Kentucky	L, 85-63	14
02-09-13	Florida	L, 83-55	2
02-06-13	Ole Miss	L, 93-75	23
01-26-13	Florida	L, 82-47	7
11-19-12	No. Carolina	L, 95-49	11
02-21-12	Kentucky	L, 73-64	1
02-28-12	Florida	L, 69-57	13
11-18-11	Arizona	W, 67-57	15
11-17-11	Texas A&M	W, 69-60	18
02-29-11	Florida	W, 71-64	24
02-27-11	Vanderbilt	L, 81-74	19
03-14-10	Kentucky	L, 75-74 (ot)	2

### MSU GOES UNDEFEATED IN ITALY

■ This past August, Mississippi State spent a little more than two weeks traveling across all of

Italy playing games, going 4-0.

**Quinnndary Weatherspoon** averaged a team-high 23.3 points, followed by **Tyson Carter** at 20.5 and **Eli Wright** at 15.3.

**Aric Holman** was the top rebounder at 7.8 boards.

### Scores

8/05/16	Lithuania NT, W 88-83 (ot)
8/08/16	Lithuania, W 93-85
8/10/16	Adriatic Sea, W 96-66
8/12/16	Kosovo, W 91-87 (ot)



## 2016-17 MISSISSIPPI STATE MISCELLANEOUS STATS/SEC STANDINGS

## CHARTING THE BULLDOGS

Dunks		Scored First Points	
Aric Holman	24	Aric Holman	5
Quinnndary Weatherspoon	18	Quinnndary Weatherspoon	5
Xavian Stapleton	5	Xavian Stapleton	2
Mario Kegler	5	Schnider Herard	2
Schnider Herard	6	Tyson Carter	1
Tyson Carter	5	I.J. Ready	1
		Mario Kegler	1
		Lamar Peters	1
Charges Drawn		How First Points Were Scored	
I.J. Ready	7	3-pointer	4
Quinnndary Weatherspoon	4	Jumper	5
Mario Kegler	1	Layup	4
Xavian Stapleton	1	Free Throw	2
		3-pointer	
		Dunk	3
Point Distribution (%)		Final Three Minutes From FT Line	
Seniors	173 (12.9)	I.J. Ready	18-20 (.900)
Juniors	8 (0.6)	Lamar Peters	9-10 (.900)
Sophomores	495 (36.8)	Mario Kegler	5-10 (.500)
Freshmen	670 (49.8)	Aric Holman	7-11 (.636)
<b>TOTAL:</b>	<b>1,346</b>	Tyson Carter	2-4 (.500)
		Schnider Herard	1-2 (.500)
		Quinnndary Weatherspoon	5-7 (.714)
		Xavian Stapleton	0-2 (.000)
First Sub		<b>TOTAL</b>	<b>47-66 (.712)</b>
Schnider Herard	10	<b>Opponent Total</b>	<b>33-49 (.673)</b>
Eli Wright	2		
Lamar Peters	3		
Xavian Stapleton	1		
Nick Singleton	1		
Mario Kegler	1		
Aric Holman	1		
Tyson Carter	1		
E.J. Datcher	1		
I.J. Ready	2		

## DIFFERENCE BETWEEN WINNING AND LOSING

Wins	Stat	Losses
77.8	Points	68.7
63.4	Opp. Points	81.2
+14.4	Scoring Margin	-12.5
.480	FG%	.417
.406	Opp. FG%	.480
.407	3FG%	.270
.294	Opp. 3FG%	.370
.719	FT%	.685
.688	Opp. FT%	.664
35.9	Rebounds	32.5
33.6	Opp. Rebounds	42.3
+2.3	Rebound Margin	-9.8
13.8	Assists	9.8
12.4	Turnovers	12.8
+3.3	Turnover Margin	-0.7
8.8	Steals	6.3
4.6	Blocks	4.0

## BULLDOGS IN SEC

CATEGORY	RANK
Scoring offense	8
Scoring defense	6
FG%	4
FG% defense	11
3PT FG%	4
3PT FG% defense	5
FT%	7
Rebounds	13
Rebounds allowed	10
Rebound margin	13
Assists	11
Blocked shots	11
Steals	3
Turnover margin	6
Assist/Turnover ratio	9

## SEASON AND CAREER TOTALS

	2016-17	Career		2016-17	Career		2016-17	Career
<b>Double-Digit Scoring</b>			<b>Double-Doubles</b>			<b>5+ Made Free Throws</b>		
I.J. Ready	8 (6-2)	34 (18-16)	Aric Holman	2 (2-0)	2 (2-0)	I.J. Ready	2 (2-0)	5 (4-1)
Q. Weatherspoon	14 (10-4)	34 (21-13)	Quinnndary Weatherspoon		2 (2-0)	Quinnndary Weatherspoon	7 (5-2)	8 (6-2)
Tyson Carter	7 (5-2)	7 (5-2)	I.J. Ready		1 (1-0)	Aric Holman	2 (2-0)	2 (2-0)
Aric Holman	10 (8-2)	10 (8-2)	Schnider Herard	1 (0-1)	1 (0-1)	Lamar Peters	3 (2-1)	3 (2-1)
Mario Kegler	9 (4-5)	9 (4-5)				Schnider Herard	1 (1-0)	1 (1-0)
Lamar Peters	11 (7-4)	11 (7-4)	<b>3+ 3-Pointers</b>			Mario Kegler	1 (1-0)	1 (1-0)
Eli Wright	2 (2-0)	2 (2-0)	Tyson Carter	4 (4-0)	4 (4-0)	Xavian Stapleton	1 (1-0)	1 (1-0)
Schnider Herard	2 (1-1)	2 (1-1)	Quinnndary Weatherspoon	5 (5-0)	11 (8-3)			
			Lamar Peters	6 (4-2)	6 (4-2)	<i>Note: Record in games in ()</i>		
<b>20+ Points</b>			Mario Kegler	1 (1-0)	1 (1-0)			
Quinnndary Weatherspoon	6 (6-0)	8 (7-1)	Ready	1 (1-0)	6 (1-5)			
I.J. Ready	1 (0-1)	4 (1-3)	<b>10+ 3-Point Attempt Games</b>					
Lamar Peters	2 (1-1)	2 (1-1)	Lamar Peters	1 (1-0)				
<b>30+ Points</b>			<b>3+ Steal Games</b>					
			I.J. Ready	6 (6-0)	17 (13-4)			
<b>10+ Rebounds</b>			Quinnndary Weatherspoon	5 (5-1)	7 (5-2)			
Aric Holman	3 (3-0)	3 (3-0)	Lamar Peters	2 (1-1)	2 (1-1)			
Quinnndary Weatherspoon		2 (2-0)	<b>5+ Block Games</b>					
Schnider Herard	2 (1-1)	2 (1-1)	Aric Holman	2 (2-0)	2 (2-0)			



## Ben Howland

**21th Season Overall | 2nd Season At Mississippi State  
427-229 (26-23 at MSU)**

- On March 23, 2015, Ben Howland was named the 20th head coach in Mississippi State history.
- In four different stints as a head coach, Howland has a 427-229 record – Northern Arizona (79-59), Pittsburgh (89-40), UCLA (233-107) and Mississippi State (26-23).
- Led UCLA to three-consecutive Final Fours.
- In 2006, the Bruins played Florida for the national championship.
- In 2008, Howland became one of three coaches in NCAA Division I history to win at least 30 games in three-straight seasons, joining Adolph Rupp (Kentucky 1947-49) and John Calipari (Memphis, 2006-08).
- During his 10-year tenure at UCLA, the Bruins went to the NCAA Tournament seven times and won four Pac-10 regular-season crowns, while having 18 players drafted by NBA teams.
- His 97 victories from 2006-08 stand as the most by any UCLA head coach in a three-year span.
- Has been a Conference Coach of the Year in the Pac-10, Big East and Big Sky.
- His final two years at Pitt, the Panthers went 57-11 and reached the Sweet 16 both years.
- In 2003, Pittsburgh won the Big East Tournament crown and held the nation's No. 2 ranking for eight weeks in the Associated Press poll before ending the year at No. 4.
- In 2002, Howland guided the Panthers to a school-record 29 wins en route to becoming the school's first coach in 26 years to garner National Coach of the Year honors.
- Howland's first coaching gig was at Northern Arizona, where his last three teams posted 20-plus win seasons, including a school-record 21 victories in 1997 en route to capturing the Big Sky regular-season title and played in the NIT.
- In 1998, Howland guided NAU to its first NCAA Tournament after capturing the Big Sky Tournament championship and second-straight regular-season crown.
- Howland spent one year as a graduate assistant at Gonzaga (1981) before becoming an assistant at California-Santa Barbara from 1982-94.
- Played two years at Santa Barbara College before transferring to Weber State, where he earned his degree in physical education in 1979.
- This past year, Howland was inducted into both the Northern Arizona and Weber State hall of fames.
- Howland and his wife, Kim, a former Weber State cheerleader, have two children – Meredith and Adam (Brittney) – and two grandsons, Benjamin Clark Howland II and Elijah Howland.



### Howland's Year-By-Year Record

#### Northern Arizona (1994-99)

Year	Overall	Big Sky Record	Postseason
1995	9-17	4-10 (7th)	
1996	7-19	3-11 (7th)	
1997	21-7	13-1 (1st)	NIT First Round
1998	21-8	12-2 (1st)	NCAA First Round
1999	21-8	12-4 (2nd)	
<b>Totals</b>	<b>79-59 (.572)</b>	<b>44-28 (.611)</b>	

#### Pittsburgh (2000-03)

Year	Overall	Big East Record	Postseason
2000	13-15	5-11 (11th)	
2001	19-14	7-9 (5th West)	NIT Second Round
2002	29-6	13-3 (1st West)	NCAA Sweet 16
2003	28-5	13-3 (T1st West)	NCAA Sweet 16
<b>Totals</b>	<b>89-40 (.690)</b>	<b>38-26 (.594)</b>	

#### UCLA (2004-13)

Year	Overall	Pac-10/12 Record	Postseason
2004	11-17	7-11 (T17th)	
2005	18-11	11-7 (T3rd)	NCAA First Round
2006	32-7	14-4 (1st)	NCAA Runner-up
2007	30-6	15-3 (1st)	NCAA Final Four
2008	35-4	16-2 (1st)	NCAA Final Four
2009	26-9	13-5 (2nd)	NCAA Second Round
2010	14-18	8-10 (T5th)	
2011	23-11	13-5 (2nd)	NCAA Second Round
2012	19-14	11-7 (T5th)	
2013	25-10	13-5 (1st)	NCAA First Round
<b>Totals</b>	<b>233-107 (.685)</b>	<b>121-59 (.672)</b>	

#### Mississippi State (2016-Present)

Year	Overall	SEC Record	Postseason
2016	14-17	7-11	
2017	12-6	3-3	
<b>Totals</b>	<b>26-23 (.531)</b>	<b>10-14 (.417)</b>	
<b>OVERALL</b>	<b>427-229 (.651)</b>		

Alabama	2-2	Nevada	1-0
Albany	1-0	New Mexico State	2-0
Appalachian State	1-0	New Orleans	2-0
Arizona	14-11	Norfolk State	3-0
Arizona State	17-8	North Carolina AT&T	1-0
Arkansas	2-2	North Carolina Central	1-0
Arkansas-Pine Bluff	1-0	Northern Arizona	1-0
Auburn	1-0	Northern Colorado	1-0
Belmont	1-0	Northwestern State	1-0
Boise State	1-4	Notre Dame	5-8
Boston College	4-2	Oakland	2-0
Butler	0-1	Occidental College	1-0
BYU	2-0	Ohio State	2-0
Cal Poly	2-2	Ole Miss	1-1
Cal State Bakersfield	1-0	Oral Roberts	0-2
Cal State Fullerton	1-1	Oregon	12-8
Cal State Northridge	9-2	Oregon State	17-4
CSU San Bernardino	1-0	Pacific	1-0
California	17-10	Penn State	2-1
Central Conn. State	1-0	Pennsylvania	1-0
Central Florida	0-1	Pepperdine	4-0
Chaminade (Hawaii)	3-0	Pittsburgh	1-0
Chicago State	1-0	Portland	0-1
Cincinnati	0-1	Portland State	5-3
Co. of Notre Dame	1-0	Prairie View A&M	2-0
Colorado	2-0	Providence	3-1
Colorado College	2-0	Rhode Island	2-0
Colorado State	1-0	Richmond	1-0
Concordia (Calif.)	0-1	Robert Morris	4-0
Connecticut	2-3	Rutgers	6-1
Coppin State	1-0	Sacramento State	7-2
Davidson	1-0	Sam Houston State	2-1
Delaware State	2-0	San Diego	0-3
DePaul	1-0	San Diego State	0-1
Drexel	1-0	San Jose State	1-0
Duquesne	3-1	Savannah State	1-0
East Carolina	0-1	Seton Hall	5-2
East Tennessee State	0-1	Sonoma State	1-0
Eastern Illinois	1-0	South Carolina	1-1
Eastern Washington	11-1	South Florida	0-1
Elon	1-0	Southeast Louisiana	1-0
Florida	0-4	Southern University	0-1
Florida International	2-1	Southern Cal	14-9
Florida State	0-1	Southern Illinois	1-0
Fresno State	1-0	Southern Miss	1-0
George Mason	1-0	Southern Utah	3-1
George Washington	1-0	Southwest Texas	0-1
Georgetown	5-4	St. Bonaventure	2-0
Georgia	1-3	St. Francis (N.Y.)	2-0
Georgia State	1-0	St. Francis (Pa.)	4-0
Georgia Tech	1-0	St. Johns	2-3
Gonzaga	1-0	St. Martin's	1-0
Idaho	1-3	Stanford	14-7
Idaho State	8-3	Stephen F. Austin	1-1
Illinois State	1-0	Syracuse	4-5
Indiana	2-0	Temple	1-0
Indiana State	1-0	Tennessee	0-3
IUPUI	1-0	Tennessee Martin	1-0
James Madison	1-0	Texas	1-3
Kansas	1-3	Texas A&M	3-2
Kent State	0-1	Texas Arlington	1-1
Kentucky	1-3	Texas El Paso	1-0
Lehigh	0-1	Texas Tech	0-2
Long Beach State	3-1	Texas Pan American	2-0
Louisiana Tech	1-0	Texas Southern	1-0
Loyola Marymount	3-2	Tulane	1-0
LSU	1-1	UC Davis	3-0
Marist	1-0	UC Irvine	5-1
Marquette	0-1	UC Riverside	2-0
Maryland	1-0	UC Santa Barbara	0-1
McNeese State	1-0	UCLA	0-1
Memphis	1-2	UNLV	0-1
Mercer	1-0	Utah	2-1
Miami	3-4	Vanderbilt	1-0
Miami (OH)	1-0	Vermont	1-0
Michigan	4-3	Villanova	3-3
Michigan State	3-1	VCU	1-3
Middle Tenn. State	0-1	Virginia Tech	2-0
Minnesota	0-1	Wagner	2-0
Mississippi State	0-2	Washington	10-11
Missouri-Kansas City	1-1	Washington State	18-3
MVSU	1-0	Weber State	3-9
Missouri	2-0	West Virginia	5-4
Missouri State	1-0	Western Illinois	2-0
Montana	6-5	Western Kentucky	1-0
Montana State	9-3	Western Oregon	1-0
Montana Tech	1-0	Wright State	1-0
Morehead State	1-0	Wyoming	1-0
Morgan State	1-0	Xavier	1-0
Morris Brown	1-0	Yale	1-0
N. Mexico Highlands	1-0	Youngstown State	1-0
Nebraska	1-1		
		<b>TOTAL:</b>	<b>427-229</b>



# MISSISSIPPI STATE BY THE NUMBERS

## GAME-BY-GAME SPECIALTY STATS (MSU First)

<u>Opponent</u>	<u>Paint</u>	<u>Off TO</u>	<u>2nd Chance</u>	<u>Fast Break</u>	<u>Bench</u>
Norfolk State	30/34	18/11	17/10	8/4	6/21
Central Florida	14/48	5/6	11/13	6/6	6/6
Boise State	40/36	22/13	9/0	12/8	3/34
UTEP	20/18	10/5	8/8	6/6	13/9
Lehigh	28/38	7/15	9/9	2/6	4/13
Northwestern State	38/16	26/13	7/9	10/0	9/6
Oregon State	20/26	28/6	3/4	8/0	22/5
Georgia State	30/34	20/9	11/9	8/0	32/27
East Tennessee St.	32/38	12/11	11/10	6/6	16/25
Southern Miss	20/14	14/16	9/7	2/2	43/21
Morehead State	44/30	24/6	15/12	8/0	15/33
UMKC	30/20	14/7	14/6	8/2	25/19
Alabama	24/38	19/11	4/10	4/6	24/16
LSU	40/32	25/10	13/18	14/2	30/24
Arkansas	26/30	6/15	14/14	6/4	21/36
Texas A&M	22/40	21/20	5/17	4/0	9/9
Kentucky	54/42	23/24	13/12	20/6	15/23
Tennessee	38/38	10/8	11/14	14/10	24/28

## GAME-BY-GAME LEAD/DEFICIT

<u>Opponent</u>	<u>Largest Lead</u>	<u>Largest Deficit</u>	<u>Final Score</u>
Norfolk State	12 (74-62, 2nd)	6 (29-35, 1st)	W, 78-74
Central Florida	Never Led	28 (19-47, 1st)	L, 86-71
Boise State	19 (55-36, 2nd)	Never Trailed	W, 80-68
UTEP	7 (61-54, 2nd)	11 (4-15, 1st)	W, 61-54
Lehigh	5 (15-10, 1st)	21 (58-80)	L, 87-73
Northwestern State	6 (65-49, 2nd)	10 (4-14, 1st)	W, 65-59
Oregon State	26 (45-19, 1st)	1 (2-3, 1st)	W, 74-57
Georgia State	23 (71-48, 2nd)	6 (10-16, 1st)	W, 82-60
East Tennessee St.	4 (10-6, 1st)	10 (30-40, 2nd)	L, 67-65
Southern Miss	47 ( 76-29, 2nd)	Never Trailed	W, 86-44
Morehead State	9 (83-74, 1st)	10 (25-35, 2nd)	W, 85-76
UMKC	27 (66-39, 2nd)	Never Trailed	W, 77-54
Alabama	6 (9-3, 1st)	14 (50-64, 2nd)	L, 68-58
LSU	26 (71-45, 2nd)	2 (10-12), 1st	W, 95-78
Arkansas	10 (82-72, 2nd)	7 (17-24, 1st)	W, 84-78
Texas A&M	8 (67-59, 2nd)	10 (0-10, 1st)	W, 67-59
Kentucky	Never Led	18 (44-62, 2nd)	L, 87-81
Tennessee	2 (20-18, 1st)	24 (60-84, 2nd)	L, 91-74

## Mississippi State Scoring By The Half

<u>Team</u>	<u>1st Half</u>	<u>2nd Half</u>
Norfolk State	39	39
Central Florida	33	28
Boise State	37	43
UTEP	33	28
Lehigh	29	44
Northwestern State	28	37
Oregon State	45	29
Georgia State	44	38
East Tennessee State	26	39
Southern Miss	39	47
Morehead State	31	54
UMKC	44	33
Alabama	20	38
LSU	52	43
Arkansas	40	44
Texas A&M	25	42
Kentucky	34	47
Tennessee	34	40

**Lowest First Half:** 20, Alabama (1-3-17)

**Highest First Half:** 52, LSU (1-07-17)

**Lowest 2nd Half:** 28, Central Florida/UTEP

**Highest 2nd Half:** 54, Morehead State (12-22-16)

## Opponent Scoring By The Half

<u>Team</u>	<u>1st Half</u>	<u>2nd Half</u>
Norfolk State	39	35
Central Florida	53	33
Boise State	29	39
UTEP	33	21
Lehigh	38	49
Northwestern State	28	31
Oregon State	19	38
Georgia State	24	38
East Tennessee State	31	36
Southern Miss	25	19
Morehead State	41	35
UMKC	28	26
Alabama	32	36
LSU	33	45
Arkansas	34	44
Texas A&M	24	35
Kentucky	46	42
Tennessee	37	54

**Lowest First Half:** 19, Oregon State (12-01-16)

**Highest First Half:** 53, Central Florida (11-17-16)

**Lowest 2nd Half:** 19, Southern Miss (12-19-16)

**Highest 2nd Half:** 54, Tennessee (1-21-17)

# MISSISSIPPI STATE BY THE NUMBERS

## MSU'S 2016-17 RECORD WHEN . . .

Leads at Halftime	8-0
Trails at Halftime	1-6
Is Tied at Halftime	3-0
Shoots 45% or better from the field	10-1
Shoots less than 45% from the field	2-5
Opp. shoots less than 45% from the field	7-2
Opp. shoots 45% or better from the field	5-4
Outrebounds (or ties) the opponent	9-0
Outrebounded by the opponent	3-6
More Assists (or ties) than the opponent	12-2
Fewer Assists than the opponent	0-4
Fewer (or ties) TOs than opponent	9-3
More TOs than opponent	3-3
Holds opponents to 65 points or less	7-0
In games decided by 10 points or less	6-3

## MSU'S 2016-17 RECORD IN . . .

All Games	12-6
Home Games	7-4
Road Games	2-1
Neutral-sites	3-1
Non-SEC Games	9-3
Non-SEC Home Games	6-2
Non-SEC Road Games	
Non-SEC Neutral-site Games	3-1
SEC Games	3-3
SEC Home Games	1-2
SEC Road Games	2-1
SEC Tournament	
November Games	4-2
December Games	5-1
January Games	3-3
February Games	
March Games	
Monday Games	2-0
Tuesday Games	1-2
Wednesday Games	0-1
Thursday Games	3-1
Friday Games	2-1
Saturday Games	2-1
Sunday Games	2-0
Overtime Games	
Television Games	11-6
Games vs. Ranked Opponents	0-1

## MISC. 2016-17 TEAM STATS

### Largest Lead Surrendered in Loss:

6, Alabama (1-3-17)

### Largest Deficit Overcome in Win:

11, UTEP (11-20-16)

### Largest Lead at Anytime:

47, Southern Miss (12-19-16)

### Largest Deficit Anytime:

28, Central Florida (11-17-16)

## MISCELLANEOUS MSU INDIVIDUAL STATISTICS

**Games Scoring in Double Figures:** Weatherspoon 14, Peters 11, Holman 10, Ready 8, Kegler 9, Carter 7, Wright 2, Herard 2

**Games Scoring 20-plus Points:** Weatherspoon 6, Peters 2, Ready

**Games Scoring 30-plus Points:**

**Games Rebounding in Double Figures:** Holman 3, Schnider 2

**Games With Double Figures in Assists:**

**Games With Double-Doubles:** Holman 2, Herard

**Games With Triple-Doubles:**

**Games As Team High Scorer (or co-leader):** Weatherspoon 8, Holman 3, Ready 2, Peters 2, Herard 2, Kegler

**Games As Team High Rebounder (or co-leader):** Kegler 8, Holman 6, Weatherspoon 2, Herard 4, Wright

**Games As Team Leader in Assists (or co-leader):** Ready 13, Peters 1, Weatherspoon 3, Kegler 2, Holman

**Games As Team Leader in Steals (or co-leader):** Weatherspoon 6, Ready 6, Peters 3, Holman 2, Carter 2, Kegler 2, Stapleton 2

**Games As Team Leader in Blocks (or co-leader):** Holman 14, Datcher 4, Carter 2, Herard 2, Wright, Peters, Weatherspoon

**Games As Team Leader in Turnovers (or co-leader):** Weatherspoon 5, Ready 4, Kegler 3, Peters 3, Holman 2, Herard 2, Strugg, Carter

## MSU'S RECORD BY STARTING LINEUP

Weatherspoon, Ready, Carter, Kegler, Holman	7-2
Weatherspoon, Ready, Carter, Stapleton, Holman	1-0
Peters, Ready, Carter, Kegler, Holman	0-1
Wright, Ready, Carter, Kegler, Holman	1-0
Weatherspoon, Ready, Stapleton, Kegler, Herard	0-1
Weatherspoon, Peters, Kegler, Herard, Holman	3-2

## GAME-BY-GAME STARTERS

Opponent	Date	Guard	Guard	Guard	Forward	Forward	Record
Norfolk State	11-11-16	W'Spoon	Ready	Carter	Kegler	Holman	1-0
Central Florida	11-17-16	W'Spoon	Ready	Carter	Kegler	Holman	1-1
Boise State	11-18-16	W'Spoon	Ready	Carter	Kegler	Holman	2-1
UTEP	11-20-16	W'Spoon	Ready	Carter	Kegler	Holman	3-1
Lehigh	11-25-16	Peters	Ready	Carter	Kegler	Holman	3-2
Northwestern State	11-28-16	Wright	Ready	Carter	Kegler	Holman	4-2
Oregon State	12-01-16	W'Spoon	Ready	Carter	Kegler	Holman	5-2
Georgia State	12-04-16	W'Spoon	Ready	Carter	Kegler	Holman	6-2
East Tennessee St.	12-14-16	W'Spoon	Ready	Carter	Kegler	Holman	6-3
Southern Miss	12-19-16	W'Spoon	Ready	Carter	Kegler	Holman	7-3
Morehead State	12-22-16	W'Spoon	Ready	Carter	Stapleton	Holman	8-3
UMKC	12-29-16	W'Spoon	Ready	Carter	Kegler	Holman	9-3
Alabama	01-03-17	W'Spoon	Ready	Stapleton	Kegler	Herard	9-4
LSU	01-07-17	W'Spoon	Peters	Kegler	Herard	Holman	10-4
Arkansas	01-10-17	W'Spoon	Peters	Kegler	Herard	Holman	11-4
Texas A&M	01-14-17	W'Spoon	Peters	Kegler	Herard	Holman	12-4
Kentucky	01-17-17	W'Spoon	Peters	Kegler	Herard	Holman	12-5
Tennessee	01-21-17	W'Spoon	Peters	Kegler	Herard	Holman	12-6

## 2016-17 Win-Loss Differential

Diff.	1	2	3	4	5	6	7	8	9	10	11	12	13	14	15	16	17	18	19	20	21	22	23	24	25+
Won				1		2	1	1	1			1					2					1	1		1
Lost	1						1			1			1			1									1



# MISSISSIPPI STATE BY THE NUMBERS

## Mississippi State In Overtime Games

<b>This Season</b> .....	0-1
<b>Overall Overtime Record</b> .....	60-50
<i>Home Overtime Record</i> .....	34-22
<i>Road Overtime Record</i> .....	18-20
<i>Neutral Site Overtime Record</i> .....	8-8
<b>Humphrey Coliseum Overtime Record</b> .....	25-17
<b>SEC Tournament Overtime Record</b> .....	2-5
<b>Double Overtime Record</b> .....	6-5
<b>Four Overtime Record</b> .....	0-2
<b>Postseason Overtime Record</b> .....	1-0
<b>Last OT Played (1OT)</b> .....	vs. Alabama (L, 82-80, 2/2/16)
<b>Last Double OT</b> .....	vs. UMass (L, 101-96, 3/13/12)
<b>Last Triple OT</b> .....	vs. Alabama (L, 79-78, 2/27/71)
<b>Last Four OT</b> .....	vs. Ole Miss (W, 104-102, 1/24/90)

## Mississippi State Coaches In Overtime Games

<b>Babe McCarthy</b> .....	6-5
<i>Home Overtime Record</i> .....	2-2
<i>Road Overtime Record</i> .....	2-2
<i>Neutral Site Overtime Record</i> .....	2-1
<b>Joe Dan Gold</b> .....	5-3
<i>Home Overtime Record</i> .....	3-3
<i>Road Overtime Record</i> .....	1-0
<i>Neutral Site Overtime Record</i> .....	1-0
<b>Kermit Davis</b> .....	8-6
<i>Home Overtime Record</i> .....	5-3
<i>Road Overtime Record</i> .....	3-3
<b>Ron Greene</b> .....	2-0
<i>Home Overtime Record</i> .....	2-0
<b>Jim Hatfield</b> .....	3-3
<i>Home Overtime Record</i> .....	3-2
<i>Road Overtime Record</i> .....	0-1
<b>Bob Boyd</b> .....	3-4
<i>Home Overtime Record</i> .....	2-1
<i>Road Overtime Record</i> .....	1-2
<i>Neutral Site Overtime Record</i> .....	0-1
<b>Richard Williams</b> .....	15-11
<i>Home Overtime Record</i> .....	7-3
<i>Road Overtime Record</i> .....	5-5
<i>Neutral Site Overtime Record</i> .....	3-3
<b>Rick Stansbury</b> .....	15-16
<i>Home Overtime Record</i> .....	7-6
<i>Road Overtime Record</i> .....	6-7
<i>Neutral Site Overtime Record</i> .....	2-3
<b>Rick Ray</b> .....	3-1
<i>Home Overtime Record</i> .....	3-1
<b>Ben Howland</b> .....	0-1
<i>Home Overtime Record</i> .....	0-1



Mississippi State's last overtime game was last February at home against Alabama, an 82-80 setback.

## OVERTIME FOES

TEAM	RECORD	TEAM	RECORD
Alabama .....	6-7	Morehead State .....	1-0
Alaska-Fairbanks .....	1-0	Northeastern Louisiana .....	0-1
Arkansas .....	2-1	Northwestern State .....	0-1
Auburn .....	6-4	Oklahoma .....	1-0
Baylor .....	1-0	Ole Miss .....	6-3
BYU .....	0-1	Old Dominion .....	0-1
California .....	0-1	San Diego .....	0-1
Drake .....	1-0	Santa Clara .....	2-0
Florida .....	0-3	Southern Mississippi .....	1-0
Florida State .....	1-0	Southwestern Louisiana .....	1-0
Georgia .....	3-3	South Alabama .....	1-0
Georgia Tech .....	1-0	South Carolina .....	3-0
Houston .....	0-1	Tennessee .....	6-2
Idaho .....	0-1	Texas .....	1-0
Kentucky .....	4-5	Texas A&M .....	1-1
Loyola .....	1-0	Troy .....	2-0
LSU .....	3-4	Tulane .....	0-1
Memphis .....	1-0	UAB .....	0-1
Missouri-Kansas City .....	0-1	UMass .....	0-1
Montana .....	1-0	Vanderbilt .....	2-5

# THE LAST TIME . . .

## THE LAST TIME AN MSU PLAYER ...

### Scored 30 or more points in a game:

32, Ravern Johnson vs. Tenn. St. (11-12-10)

### Scored 33 or more points in a game:

33, Craig Sword at LSU (2-19-14)

### Scored 34 or more points in a game:

34, Arnett Moultrie vs. UMass (3-13-12)

### Scored 35 or more points in a game:

36, Jeff Malone at Ole Miss (2-19-83)

### Scored 37 or more points in a game:

39, Jeff Malone vs. Alabama (1-31-83)

### Scored 40 or more points in a game:

40, Rickey Brown vs. Auburn (3-7-77)

### Scored 20+ points in back-to-back games:

Quinnndary Weatherspoon (27 vs. Morehead

State 12-22-16; 25 vs. UMKC (12-29-16)

### Scored 20+ points in three-consecutive games:

Craig Sword (24 vs. Loyola, 12-01-13; 24 vs.

TCU, 12-05-13; 22 vs. SELA, 12-13-13)

### Scored 20+ points in five-consecutive games:

Jeff Malone, 1982-83 (11 consecutive)

### Scored 30+ points in back-to-back games:

Jeff Malone (36 at Ole Miss & 30 vs.

Georgia, 1982-83)

### Scored 30+ points in three-consecutive games:

Jeff Malone (33 at LSU; 36 at Ole Miss &

30 vs. Georgia, 1982-83)

### Two players score 20+ points in same game:

Gavin Ware, 21; Quinnndary Weatherspoon,

23, vs. Tennessee (1-16-16)

### Made 10 field goals in a game:

10, Weatherspoon vs. Morehead (12-22-16)

### Made 11 field goals in a game:

11, Gavin Ware, Ole Miss (3-2-16)

### Made 12 field goals in a game:

12, Gavin Ware, Alabama (2-2-16)

### Made 13 field goals in a game:

13, Horatio Webster vs. SW Missouri St.

(11-23-97)

### Made 14 field goals in a game:

14, Cameron Burns at Georgia (1-17-90)

### Made 15 or more field goals in a game:

16, Raymond Brown vs. Florida (3-2-85)

### Attempted 20 field goals in a game:

20, Ravern Johnson vs. St. Mary's (12-29-10)

### Attempted 21 or more field goals in a game:

21, Dee Bost vs. Kentucky (2-16-10)

### Attempted 23 or more field goals in a game:

23, Arnett Moultrie vs. UMass (3-13-12)

### Attempted 25 field goals in a game:

25, Chuck Evans at Alabama (3-6-93)

### Attempted 26 field goals in a game:

26, Tony Watts at Ole Miss (2-22-92)

### Attempted 27 or more field goals in a game:

28, Jeff Malone vs. Vanderbilt (1-8-83)

### Made six 3-pointers in a game:

6, Q. Weatherspoon vs. Arkansas (1-10-17)

### Made seven 3-pointers in a game:

7, Malik Newman vs. Ole Miss (1-23-16)

### Made eight or more 3-pointers in a game:

8, Winsome Frazier vs. UMKC (11-23-04)

### Attempted 11 3-pointers in a game:

11, Dee Bost vs. Detroit (12-17-11)

### Attempted 12 3-pointers in a game:

12, Ravern Johnson vs. ETSU (12-11-10)

### Attempted 13 or more 3-pointers in a game:

13, Dee Bost vs. Troy (12-10-11)

### Attempted 16 or more 3-pointers in a game:

17, Darryl Wilson vs. Alabama (3-4-95)

### Made 14 or more free throws in a game:

14, Trivante Bloodman vs. Auburn (2-15-14)

### Made 15 or more free throws in a game:

15, Craig Sword vs. Ole Miss (1-11-14)

### Attempted 17 free throws in a game:

17, Jarvis Varnado at Houston (12-19-09)

### Attempted 18 free throws in a game:

18, Craig Sword vs. Ole Miss (1-11-14)

### Attempted 19 free throws in a game:

19, Carl Nichols vs. SE La. (12-1-88)

### Had 16 rebounds in a game:

16, Gavin Ware vs. Maryland ES (1-2-14)

### Had 17 rebounds in a game:

17, Gavin Ware at Auburn (1-21-15)

### Had 18 or more rebounds in a game:

21, Wesley Morgan vs. SE La. (11-28-05)

### Had 22 or more rebounds in a game:

23, Rickey Brown vs. Vanderbilt (12-6-79)

### Had 24 or more rebounds in a game:

24, Wiley Peck vs. Alabama (1-27-79)

### Had 10 or more offensive rebounds in a game:

11, Arnett Moultrie vs. Northwestern State

(12-22-11)

### Had 10 or more defensive rebounds in a game:

10, Aric Holman vs. So. Miss (12-19-16)

### Had 13 or more defensive rebounds in a game:

13, Colin Borchert (3-9-13)

### Had 15 or more defensive rebounds in a game:

15, Jarvis Varnado at San Diego (12-31-09)

### Had 10 assists in a game:

10, Dee Bost vs. LSU (1-25-11)

### Had 11 assists in a game:

11, I.J. Ready vs. No. Colorado (12-23-15)

### Had 13 assists in a game:

13, Dee Bost vs. Ole Miss (2-9-12)

### Had 14 assists in a game:

14, Gary Ervin vs. Florida A&M (12-20-04)

### Had 15 or more assists in a game:

16, Chuck Evans at UMKC (2-23-93)

### Had 10 or more turnovers in a game:

10, Charles Rhodes vs. Nicholls (11-11-06)

### Had five or more blocks in a game:

5, Aric Holman vs. North'wern St. (11-28-16)

### Had seven blocks in a game:

7, Jarvis Varnado at LSU (2-20-10)

### Had eight blocks in a game:

8, Jarvis Varnado vs. Alabama (2-24-10)

### Had nine blocks in a game:

9, Jarvis Varnado at Vanderbilt (2-3-10)

### Had 10 blocks in a game:

10, Jarvis Varnado vs. Arkansas (1-14-10)

### Had 10+ blocks in two consecutive games:

Jarvis Varnado (10 vs. Georgia & 10 vs.

Kentucky, 2007-08)

### Had five steals in a game:

5, Lamar Peters vs. Texas A&M (1-14-17)

### Had six or more steals in a game:

7, Craig Sword vs. Ole Miss (1-11-14)

## LAST TIME AN MSU TEAM...

### Scored 100 or more points:

106 vs. Eastern Washington (11-13-15)

### Scored 100 or more points in an SEC game:

105 vs. Auburn (3-2-04)

### Allowed 100 or more points in an SEC game:

115 at Arkansas (2-20-93)

### Allowed 100 or more points in non-SEC play:

105 vs. Miami (11-19-15)

### Was held to 52 points or less:

51 vs. Alabama (2-10-15)

### Was held to 50 points:

50 vs. Alabama (2-25-12)

### Was held to 49 points or less:

47 vs. Florida (1-10-15)

### Was held to 45 points or less:

41 at Georgia (2-7-15)

### Was held to 40 points or less:

36 vs. Missouri (2-13-13)

### Was held to 35 points or less:

31 vs. Vanderbilt (2-23-13)

### Was held to fewer than 10 points in a half:

9 at Arkansas, first (2-7-15)

### Held opponent to 59 points or less:

59 vs. Texas A&M (1-14-17)

### Held opponent to 56 points or less:

56 at Vanderbilt (3-4-15)

### Held opponent to 55 points or less:

54 vs. UMKC (12-29-16)

### Held opponent to 50 points or less:

46 vs. Arkansas (2-9-16)

### Held opponent to 45 points or less:

44 vs. Southern Miss (12-19-16)

### Held opponent to 42 points or less:

42 vs. Texas-San Antonio (12-4-12)

### Held opponent to 39 points or less:

39 at LSU (1-9-08)

### Shot 50 percent or better from the field:

.542 [32-59] vs. Kentucky (1-17-17)

### Shot 55 percent or better from the field:

.582 [33-55] vs. No. Colorado (12-23-15)

### Shot 60 percent or better from the field:

.621 [41-66] vs. E. Washington (11-13-15)

### Shot 65 percent or better from the field:

.660 [35-53] vs. Western Kentucky (1-5-09)

### Was held to less than 35 percent from the field:

.323 [20-62] vs. Central Florida (11-17-16)

### Was held to less than 30 percent from the field:

.283 [17-60] vs. North Carolina (11-19-12)

### Was held to less than 25 percent from the field:

.175 [7-40] vs. Vanderbilt (2-23-13)

### Held opp. to 35 percent or less from the field:

.306 [19-62] vs. Texas A&M (1-6-16)

### Held opp. to 30 percent or less from the field:

.283 [17-60] vs. UMKC (12-29-16)

### Held opp. to 25 percent or less from the field:

.231 [15-65] vs. Southern Miss (12-19-16)

### Opponent shot 50 percent or better:

.508 [33-65] Kentucky (1-17-17)

### Opponent shot 60 percent or better:

.623 [33-53] Missouri (3-1-14)

### Made 35 or more field goals:

35 vs. Texas Southern (12-2-15)

### Made 40 or more field goals:

41 vs. Eastern Washington (11-13-15)

### Made fewer than 15 field goals:

14 at Arkansas (2-7-15)

### Attempted 70 or more shots from the field:

71 vs. Alabama (2-2-16)

### Attempted 80 or more shots from the field:

80 at Alabama (2-21-09)

### Attempted just 40 shots from the field:

40 vs. Vanderbilt (2-23-13)

### Attempted 39 or fewer shots from the field:

39 at Vanderbilt (3-4-15)

### Attempted 35 or fewer shots from the field:

34 vs. Tennessee (2-3-15)

### Made 10 or more 3-pointers:

11 vs. LSU (1-7-17)

### Made 12 3-pointers:

12 vs. Arkansas (1-10-17)

### Made 13 3-pointers:

13 vs. Georgia State (12-04-16)

### Made 15 3-pointers:

15 vs. North Carolina A&T (12-12-10)

### Made 16 3-pointers:

16 vs. Troy (12-10-11)

### Made 17 3-pointers:

17 vs. Southern Miss (12-19-16)

### Did not make a 3-pointer:

[0-10] at Arkansas (2-7-15)

### Made just one 3-pointer:

vs. Tennessee (1-7-15)

### Made just two 3-pointers:

vs. Northwestern State (11-28-16)

### Opponent made 15 or more 3-pointers:

16, Arkansas (1-9-16)

### Opponent made just one 3-pointer:

vs. Texas A&M (1-14-17)

### Attempted nine 3-pointers or less:

9 vs. Tennessee (1-7-15)

### Attempted six 3-pointers or less:

6 at Ole Miss (1-29-03)

### Attempted 25 3-pointers:

25 vs. Auburn (3-5-16)



# THE LAST TIME (CONTINUED) . . .

**Attempted 26 3-pointers:**

26 vs. Arkansas (1-10-17)

**Attempted 27 3-pointers:**

27 vs. Texas Southern (12-2-15)

**Attempted 28 3-pointers:**

28 vs. Georgia (2-13-16)

**Attempted 29 or more 3-pointers:**

29 vs. Southern Miss (12-19-16)

**Attempted 30 or more 3-pointers:**

34 vs. Georgia State (12-04-16)

**Attempted 35 or more 3-pointers:**

35 vs. Kentucky (2-16-10)

**Made 31 or more free throws:**

31 vs. Auburn (1-22-14)

**Made 40 or more free throws:**

41 vs. LSU (2-11-09)

**Made 50 or more free throws:**

52 vs. LSU (2-11-09)

**Made fewer than five free throws:**

4 at Vanderbilt (2-1-14)

**Made fewer than four free throws:**

3 vs. Baylor (12-28-11)

**Made only 1 free throw:**

1 vs. Florida (1-30-14)

**Attempted 30 or more free throws:**

30 vs. Texas A&amp;M (1-14-17)

**Attempted 35 or more free throws:**

35 vs. Tennessee (2-3-15)

**Attempted 40 or more free throws:**

44 vs. Tennessee (1-7-15)

**Attempted 45 or more free throws:**

45 vs. Florida A&amp;M (12-17-13)

**Attempted fewer than 10 free throws:**

9, vs. Georgia State (12-4-16)

**Had 50 or more rebounds:**

50 vs. Arkansas (2-9-16)

**Had 55 or more rebounds:**

58 vs. Troy (12-10-05)

**Had 59 or more rebounds:**

59 at Houston (12-19-09)

**Had fewer than 25 rebounds:**

21 vs. McNeese State (12-30-14)

**Had 20 or fewer rebounds:**

20 at Kentucky (1-12-16)

**Had 20 or more assists:**

20 vs. South Carolina (2-27-16)

**Had 21 or more assists:**

21 vs. Southern Miss (12-19-16)

**Had 25 or more assists:**

25 vs. St. Bonaventure (12-05-09)

**Had 30 or more assists:**

30 vs. Troy (12-10-11)

**Had 5 Assists:**

5, Florida State (12-16-15)

**Had Fewer Than 5 Assists:**

4, Tennessee (1-2-15)

**Had 20 or more turnovers:**

20 vs. South Carolina (3-6-13)

**Had 21 or more turnovers:**

21 vs. Jacksonville (12-23-14)

**Had 23 or more turnovers:**

23 vs. Arkansas (2-21-15)

**Had 24 or more turnovers:**

24 at Arkansas (2-7-15)

**Had 25 turnovers:**

26 vs. Mississippi Valley State (11-17-14)

**Had 29 or more turnovers:**

29 at Arkansas (1-23-13)

**Had 30 or more turnovers:**

31 at Kentucky (1-7-97)

**Had 34 or more turnovers:**

34 at Evansville (12-17-75)

**Had fewer than 10 turnovers:**

8 vs. UTEP (11-20-16)

**Had five or fewer turnovers:**

5 vs. Morehead State (12-22-16)

**Forced 25 or more turnovers**

26 vs. Kennesaw State (11-14-13)

**Had 10 blocked shots:**

10 vs. Texas Southern (12-2-15)

**Had 11 blocked shots:**

11 vs. Southern Miss (12-19-16)

**Had 12 blocked shots:**

12 at South Carolina (1-26-16)

**Had 13 blocked shots:**

13 vs. Arkansas (1-14-10)

**Had 14 blocked shots:**

14 vs. Texas-Pan American (11-24-09)

**Had 16 blocked shots:**

16 vs. Georgia (1-12-08)

**Had 10 steals:**

10 vs. Kentucky (1-17-17)

**Had 11 steals:**

11 vs. Texas A&amp;M (1-14-17)

**Had 12 steals:**

12 vs. Ole Miss (3-2-16)

**Had 13 steals:**

13 vs. Boise State (11-18-16)

**Had 14 steals:**

14 vs. South Carolina (1-9-13)

**Had 15 steals:**

15 vs. Florida Gulf Coast (12-19-13)

**Had 17 or more steals:**

17 vs. Oregon State (12-01-16)

**Had 20 or more steals:**

20 vs. Nicholls State (11-17-01)

**Had 1 steal or less:**

1 vs. Vanderbilt (3-11-11)

# 1 LAMAR PETERS



**Freshman | Guard**

**6-0 | 188**

**New Orleans, LA**

**Landry-Walker HS**

## Season Highs

**Points:** 25, Kentucky 1-17-17  
**FGM:** 9, 2x, last vs Kentucky 1-17-17  
**FGA:** 16, Kentucky 1-17-17  
**3FGM:** 6, Georgia State 12-4-16  
**3FGA:** 10, 2x, last vs Arkansas 1-10-17  
**FTM:** 11, TAMU 1-14-17  
**FTA:** 11, TAMU 1-14-17  
**Rebounds:** 7, Kentucky 1-17-17  
**Assists:** 7, Tennessee 1-21-17  
**Blocks:** 2, Southern Miss 12-19-16  
**Steals:** 5, TAMU 1-14-17  
**Minutes:** 35, Kentucky 1-17-17

## Peters' Notes . . .

-Made his collegiate debut against Norfolk State on November 11, 2016

- Earned his first-career steal against Boise State.

-Led the team in 3-pointers with 4 against UTEP.

-Had a career-high 3 steals against ETSU.

-Earned his first career (2) blocks against Southern Miss.

-Totaled 9 points to surpass 100 on the year (102) against Alabama.

-Has scored in double digits in 9 of the 14 games he has played.

-Had career-high 5 steals vs. Texas A&M and was 11-of-11 at FTL.

-Had a career-high points (25) and rebounds (7) against Kentucky.

-Had a career-high (7) assists against Tennessee.

-Has scored in double-digits 11 out of 16 games played.

## 2016-17 Game-By-Game

Opponent	MIN	FG	Pct.	3FG	Pct.	FT	Pct.	O-D-R	PF	A	TO	B	S	PTS
N11 Norfolk State	15	0-3	.000	0-2	.000	0-0	.000	0-1-1	2	3	4	0	0	0
N17 Central Florida	-DNP-													
N18 Boise State	14	0-4	.000	0-3	.000	0-0	.000	1-0-1	3	1	0	0	1	0
N20 UTEP	23	4-6	.667	4-5	.800	1-1	1.000	0-1-1	3	4	1	0	0	13
N25 Lehigh	31	4-10	.400	3-7	.429	0-0	.000	0-2-2	1	1	1	0	0	11
N28 Northwestern State	-DNP-													
D1 Oregon State	15	3-6	.500	2-3	.667	2-2	1.000	0-1-1	4	3	1	0	2	10
D4 Georgia State	26	9-12	.750	6-9	.667	0-0	.000	1-5-6	2	4	1	0	0	24
D14 ETSU	22	3-10	.300	3-7	.429	1-2	.500	0-1-1	4	2	3	0	3	10
D19 Southern Miss	23	5-11	.455	4-7	.571	1-1	1.000	0-3-3	3	5	0	2	0	15
D22 Morehead State	24	1-4	.250	1-4	.250	0-0	.000	0-1-1	2	0	0	0	0	3
D29 UMKC	22	3-5	.600	0-1	.000	1-3	.333	0-1-1	5	2	2	1	0	7
J3 Alabama	21	4-9	.444	1-4	.250	0-0	.000	0-1-1	5	4	1	0	2	9
J7 LSU	27	4-10	.400	2-5	.400	5-6	.833	0-1-1	2	5	3	0	1	15
J10 Arkansas	30	5-12	.417	4-10	.400	0-0	.000	0-3-3	1	2	3	0	0	14
J14 Texas A&M	31	1-7	.143	1-5	.200	11-11	1.000	1-1-2	1	4	3	0	5	14
J17 Kentucky	35	9-16	.563	2-5	.400	5-8	.625	1-6-7	3	2	5	0	0	25
J21 Tennessee	26	4-10	.400	1-5	.200	2-2	1.000	0-2-2	2	7	0	0	1	11
J25 Missouri														
J28 Alabama														
J31 Ole Miss														
F4 Tennessee														
F7 Auburn														
F11 South Carolina														
F14 Georgia														
F18 Florida														
F21 Ole Miss														
F25 Vanderbilt														
F28 South Carolina														
M4 LSU														
M8-12 SEC Tournament														

## CAREER STATS FOR LAMAR PETERS

Year	GP-GS	Min/Avg	FG-FGA	Pct	3FM-3GA	Pct	FT-FTA	Pct	Rebs	PF-D	Ast	TO	Blk	Stl	Pts/Avg
2016-17	16-6	385/24.1	59-135	.437	34-82	.415	29-36	.806	34-2.1	43-2	49	28	3	15	181/11.3

# 2 ELI WRIGHT



Freshman | Gaurd

6-4 | 203

Owensboro, KY

22 Feet Academy

## Season Highs

**Points:** 11, NWST 11-28-16

**FGM:** 4, twice, last vs LSU 1-7-17

**FGA:** 5, NWST 11-28-16

**3FGM:** 1, twice, last vs LSU 1-7-17

**3FGA:** 2, twice, last vs Oregon State 12-1-16

**FTM:** 3, 5x last vs Oregon State 12-1-16

**FTA:** 5, NWST 11-28-16

**Rebounds:** 7, NWST 11-28-16

**Assists:** 3, Boise State 11-18-16

**Blocks:** 1, 2x, last vs Tennessee 1-21-17

**Steals:** 2, Oregon State 12-1-16

**Minutes:** 31, NWST 11-28-16

## Wright's Notes . . .

-Made his collegiate debut against Norfolk State.

-Earned his first collegiate points with 2 against UCF.

-Earned his first collegiate block against UTEP.

-Had a career-high 31 minutes against Northwestern State.

-Had a career-high 11 points against Northwestern State.

-Had a career-high 2 steals against Oregon State.

-Best SEC game was 9 points at LSU.

## 2016-17 Game-By-Game

Opponent	MIN	FG	Pct.	3FG	Pct.	FT	Pct.	O-D-R	PF	A	TO	B	S	PTS
N11 Norfolk State	13	0-2	.000	0-1	.000	0-0	.000	0-1-1	4	0	0	0	0	0
N17 Central Florida	15	0-2	.000	0-2	.000	2-2	1.000	0-0-0	4	0	1	0	0	2
N18 Boise State	15	0-1	.000	0-1	.000	2-2	1.000	0-0-0	2	3	1	0	1	0
N20 UTEP	10	0-3	.000	0-1	.000	0-0	.000	0-1-1	0	0	0	1	0	0
N25 Lehigh	18	0-2	.000	0-1	.000	2-2	1.000	0-1-1	0	0	1	0	1	2
N28 Northwestern State	31	4-5	.800	0-1	.000	3-5	.600	3-4-7	4	1	1	0	1	11
D1 Oregon State	19	3-4	.750	1-2	.500	3-4	.750	0-3-3	1	1	0	0	2	10
D4 Georgia State	16	0-4	.000	0-2	.000	0-0	.000	1-1-2	0	0	1	0	0	0
D14 ETSU	12	1-1	1.000	0-0	.000	2-4	.500	0-0-0	2	0	0	0	0	4
D19 Southern Miss	-DNP-													
D22 Morehead State	3	0-2	.000	0-1	.000	0-0	.000	0-0-0	0	0	0	0	0	0
D29 UMKC	14	0-0	.000	0-0	.000	0-0	.000	0-2-2	1	0	1	0	0	0
J3 Alabama	1	0-0	.000	0-0	.000	0-0	.000	0-0-0	0	0	0	0	0	0
J7 LSU	11	4-4	1.000	1-1	1.000	0-2	.000	0-0-0	1	0	0	0	1	9
J10 Arkansas	3	1-2	.500	0-0	.000	0-0	.000	1-1-2	1	0	0	0	0	2
J14 Texas A&M	3	0-0	.000	0-0	.000	0-0	.000	0-0-0	0	0	0	0	0	0
J17 Kentucky	8	1-2	.500	0-0	.000	0-0	.000	0-0-0	2	0	0	0	1	2
J21 Tennessee	13	2-3	.667	0-1	.000	0-1	.000	1-4-5	5	0	0	1	0	4
J25 Missouri														
J28 Alabama														
J31 Ole Miss														
F4 Tennessee														
F7 Auburn														
F11 South Carolina														
F14 Georgia														
F18 Florida														
F21 Ole Miss														
F25 Vanderbilt														
F28 South Carolina														
M4 LSU														
M8-12 SEC Tournament														

## CAREER STATS FOR ELI WRIGHT

Year	GP-GS	Min/Avg	FG-FGA	Pct	3FM-3GA	Pct	FT-FTA	Pct	Rebs	PF-D	Ast	TO	Blk	Stl	Pts/Avg
2016-17	17-1	206/12.1	16-37	.432	2-14	.143	14-22	.636	23-1.4	27-1	5	6	2	7	48/2.8



# 3 XAVIAN STAPLETON



Sophomore | Guard

6-6 | 195

Flora, MS

Madison Central HS

## Season Highs

**Points:** 10, Arkansas 1-10-17  
**FGM:** 3, 3x, last vs Kentucky 1-17-17  
**FGA:** 7, 2x, last vs Kentucky 1-17-17  
**3FGM:** 2, Southern Miss 12-19-16  
**3FGA:** 4, Kentucky 1-17-17  
**FTM:** 6, Arkansas 1-10-17  
**FTA:** 7, Arkansas 1-10-17  
**Rebounds:** 7, Arkansas 1-10-17  
**Assists:** 1, UMKC 12-29-16  
**Blocks:** 1, 4x, last vs Alabama 1-3-17  
**Steals:** 2, 3x, last vs UMKC 12-29-16  
**Minutes:** 18, UMKC 12-29-16

## Stapleton's Notes . . .

-Appeared in his first game at MSU against Southern Miss after being out for an ACL injury.

-Had 8 points, 1 block, 2 steals and 1 rebound in his first appearance as a Bulldog.

-Started his second game back against Morehead State.

-Had a season-high 3 rebounds against Morehead State.

-Season high of 10 points came at Arkansas.

## 2016-17 Game-By-Game

Opponent	MIN	FG	Pct.	3FG	Pct.	FT	Pct.	O-D-R	PF	A	TO	B	S	PTS
N11 Norfolk State	-DNP-													
N17 Central Florida	-DNP-													
N18 Boise State	-DNP-													
N20 UTEP	-DNP-													
N25 Lehigh	-DNP-													
N28 Northwestern State	-DNP-													
D1 Oregon State	-DNP-													
D4 Georgia State	-DNP-													
D14 ETSU	-DNP-													
D19 Southern Miss	11	3-5	.600	2-2	1.000	0-0	.000	0-1-1	2	0	0	1	2	8
D22 Morehead State	15	2-4	.500	1-2	.500	0-0	.000	1-2-3	2	0	0	1	2	5
D29 UMKC	18	3-7	.429	1-3	.333	2-4	.500	0-2-2	1	1	2	1	2	9
J3 Alabama	14	2-5	.400	0-2	.000	1-2	.500	0-1-1	2	0	0	0	1	5
J7 LSU	4	2-3	.667	0-1	.000	0-0	.000	0-0-0	0	0	0	0	1	4
J10 Arkansas	14	2-5	.400	0-2	.000	6-7	.857	3-4-7	2	0	0	0	1	10
J14 Texas A&M	7	1-2	.500	0-0	.000	1-2	.500	0-0-0	4	0	0	0	0	3
J17 Kentucky	17	3-7	.429	1-4	.250	2-2	1.000	0-0-0	5	0	3	0	1	9
J21 Tennessee	17	1-4	.250	0-2	.000	1-4	.250	1-1-2	4	0	1	0	0	3
J25 Missouri														
J28 Alabama														
J31 Ole Miss														
F4 Tennessee														
F7 Auburn														
F11 South Carolina														
F14 Georgia														
F18 Florida														
F21 Ole Miss														
F25 Vanderbilt														
F28 South Carolina														
M4 LSU														
M8-12 SEC Tournament														

## CAREER STATS FOR XAVIAN STAPLETON

Year	GP-GS	Min/Avg	FG-FGA	Pct	3FM-3GA	Pct	FT-FTA	Pct	Rebs	PF-D	Ast	TO	Blk	Stl	Pts/Avg
2016-17	9-2	117/13.0	19-42	.452	5-18	.278	13-21	.619	16-1.8	22-1	1	6	3	10	56/6.2

# 4 MARIO KEGLER



**Freshman | Guard**

**6-7 | 220**

**Jackson, MS**

**Oak Hill Academy**

## Season Highs

**Points:** 16, Georgia State 12-4-16  
**FGM:** 6, 2x last vs Kentucky 1-17-17  
**FGA:** 13, Georgia State 12-4-16  
**3FGM:** 4, Georgia State 12-4-16  
**3FGA:** 8, Georgia State 12-4-16  
**FTM:** 5, LSU 1-7-17  
**FTA:** 6, 3x, last vs Arkansas 1-10-17  
**Rebounds:** 9, Lehigh 11-25-16  
**Assists:** 5, Arkansas 1-10-17  
**Blocks:** 1, 3x, last vs Kentucky 1-17-17  
**Steals:** 2, 3x, last vs UMKC 12-29-16  
**Minutes:** 35, ETSU 12-14-16

## Kegler's Notes . . .

-Earned his first-career start during his collegiate debut against Norfolk State.

-Had a career-high 5 rebounds against UCF on November 17, 2016.

-Had a career-high 12 points against Boise State on November 18, 2016.

-Career-high 9 rebounds against Lehigh.

-Had a career-high 16 points against Georgia State.

-Tied his career-high 2 steals against Georgia State.

-Had a career and team-high 5 assists against Arkansas.

-Best SEC game was against Alabama with 12 points and 7 rebounds.

-Has scored in double-digits in 9 of 18 games played.

## 2016-17 Game-By-Game

Opponent	MIN	FG	Pct.	3FG	Pct.	FT	Pct.	O-D-R	PF	A	TO	B	S	PTS
N11 Norfolk State	26	2-6	.333	2-4	.500	2-2	1.000	0-2-2	4	1	2	0	0	8
N17 Central Florida	22	3-7	.429	1-2	.500	0-0	.000	1-4-5	4	0	3	0	2	7
N18 Boise State	26	4-6	.667	2-4	.500	2-3	.667	1-3-4	2	0	3	0	1	12
N20 UTEP	27	2-10	.200	0-4	.000	2-2	1.000	1-7-8	1	0	0	0	0	6
N25 Lehigh	32	4-12	.333	1-3	.333	3-4	.750	4-5-9	2	0	3	0	0	12
N28 Northwestern State	30	4-12	.333	0-3	.000	0-0	.000	0-2-2	2	0	1	0	1	8
D1 Oregon State	28	4-5	.800	2-2	1.000	2-3	.667	1-2-3	1	1	3	0	1	12
D4 Georgia State	30	6-13	.462	4-8	.500	0-0	.000	1-3-4	1	3	2	0	2	16
D14 ETSU	35	5-7	.714	1-2	.500	1-3	.333	1-7-8	3	1	1	1	0	12
D19 Southern Miss	19	2-6	.333	1-4	.250	0-0	.000	0-7-7	3	1	0	0	0	5
D22 Morehead State	26	3-8	.375	0-4	.000	1-5	.200	3-4-7	0	1	0	0	0	7
D29 UMKC	25	2-8	.250	2-4	.500	2-3	.667	2-5-7	1	0	1	0	2	8
J3 Alabama	33	4-9	.444	0-5	.000	4-6	.667	1-6-7	2	0	1	0	0	12
J7 LSU	27	2-7	.286	2-5	.400	5-6	.833	1-6-7	3	0	2	0	0	11
J10 Arkansas	28	2-5	.400	0-2	.000	3-6	.500	0-3-3	4	5	3	0	1	7
J14 Texas A&M	28	1-7	.143	0-2	.000	2-5	.400	0-5-5	1	0	1	1	0	4
J17 Kentucky	32	6-10	.600	1-3	.333	0-2	.000	2-6-8	3	2	2	1	1	13
J21 Tennessee	25	3-6	.500	2-3	.667	2-2	1.000	1-2-3	2	0	2	0	0	10
J25 Missouri														
J28 Alabama														
J31 Ole Miss														
F4 Tennessee														
F7 Auburn														
F11 South Carolina														
F14 Georgia														
F18 Florida														
F21 Ole Miss														
F25 Vanderbilt														
F28 South Carolina														
M4 LSU														
M8-12 SEC Tournament														

## CAREER STATS FOR MARIO KEGLER

Year	GP-GS	Min/Avg	FG-FGA	Pct	3FM-3GA	Pct	FT-FTA	Pct	Rebs	PF-D	Asst	TO	Blk	Stl	Pts/Avg
2016-17	18-17	499/27.7	59-144	.410	21-64	.328	31-52	.596	99-5.5	39-0	15	31	3	11	170/9.4

# 5 JOE STRUGG



**R- Freshman| Forward**

**6-9 | 196**

**Montgomery, AL**

**G.W. Carver HS**

## Season Highs

**Points:** 3, Southern Miss 12-19-16  
**FGM:** 1, Southern Miss 12-19-16  
**FGA:** 2, Southern Miss 12-19-16  
**3FGM:** 1, Southern Miss 12-19-16  
**3FGA:** 2, Southern Miss 12-19-16  
**FTM:** --  
**FTA:** --  
**Rebounds:** 1, 3x, last vs UMKC 12-29-16  
**Assists:** --  
**Blocks:** --  
**Steals:** --  
**Minutes:** 6, Southern Miss 12-19-16

## Strugg's Notes . . .

-Earned his first collegiate minutes played with 2 against UCF on November 17, 2016.

-Had a career-high 1 rebound against Oregon State.

-Had a career high 6 minutes and 3 points against Southern Miss.

-Has not appeared in any SEC games.

## 2016-17 Game-By-Game

Opponent	MIN	FG	Pct.	3FG	Pct.	FT	Pct.	O-D-R	PF	A	TO	B	S	PTS
N11 Norfolk State	-DNP-													
N17 Central Florida	2	0-0	.000	0-0	.000	0-0	.000	0-0-0	0	0	0	0	0	0
N18 Boise State	-DNP-													
N20 UTEP	-DNP-													
N25 Lehigh	-DNP-													
N28 Northwestern State	4	0-1	.000	0-0	.000	0-0	.000	0-0-0	1	0	0	0	0	0
D1 Oregon State	1	0-0	.000	0-0	.000	0-0	.000	0-1-1	0	0	0	0	0	0
D4 Georgia State	1	0-1	.000	0-1	.000	0-0	.000	0-1-1	0	0	0	0	0	0
D14 ETSU	-DNP-													
D19 Southern Miss	6	1-2	.500	1-2	.500	0-0	.000	0-0-0	1	0	3	0	0	3
D22 Morehead State	-DNP-													
D29 UMKC	1	0-0	.000	0-0	.000	0-0	.000	0-1-1	0	0	1	0	0	0
J3 Alabama	-DNP-													
J7 LSU	-DNP-													
J10 Arkansas	-DNP-													
J14 Texas A&M	-DNP-													
J17 Kentucky	-DNP-													
J21 Tennessee														
J25 Missouri														
J28 Alabama														
J31 Ole Miss														
F4 Tennessee														
F7 Auburn														
F11 South Carolina														
F14 Georgia														
F18 Florida														
F21 Ole Miss														
F25 Vanderbilt														
F28 South Carolina														
M4 LSU														
M8-12 SEC Tournament														

## CAREER STATS FOR JOE STRUGG

Year	GP-GS	Min/Avg	FG-FGA	Pct	3FM-3GA	Pct	FT-FTA	Pct	Rebs	PF-D	Ast	TO	Blk	Stl	Pts/Avg
2016-17	6-0	15/2.5	1-4	.250	1-3	.333	0-0	.000	3-0.5	2-0	0	4	0	0	3/0.5



# 11 QUINNDARY WEATHERSPOON



Sophomore | Guard

6-4 | 205

Canton, MS

Velma Jackson HS

## Season Highs

**Points:** 27, Morehead State 12-22-16  
**FGM:** 10, Morehead State 12-22-16  
**FGA:** 18, UCF, 11-17-16  
**3FGM:** 6, Arkansas 1-10-17  
**3FGA:** 8, 2x, last vs UMKC 12-29-16  
**FTM:** 7, ETSU 12-14-16  
**FTA:** 8, 2x, last vs Morehead State 12-22-16  
**Rebounds:** 7, 4x, last vs LSU 1-7-17  
**Assists:** 4, 2x, last vs UMKC 12-29-16  
**Blocks:** 2, 2x, last vs LSU 1-7-17  
**Steals:** 4, 4x last vs Kentucky 1-17-17  
**Minutes:** 36, twice, last vs Morehead State

## Career Highs

**Points:** 27, Morehead State 12-22-16  
**FGM:** 10, Morehead State 12-22-16  
**FGA:** 18, UCF 11-17-16  
**3FGM:** 6, Arkansas 1-10-17  
**3FGA:** 8, 3x, last vs UMKC 12-29-16  
**FTM:** 8, Vanderbilt, 2-16-16  
**FTA:** 10, Vanderbilt, 2-16-16  
**Rebounds:** 14, Missouri, 1-30-16  
**Assists:** 4, twice, last vs UMKC 12-29-16  
**Blocks:** 2, 3x, last vs LSU 1-7-17  
**Steals:** 4, 3x, last vs Georgia State 12-4-16  
**Minutes:** 41, Alabama, 2-2-16

## 2016-17 Game-By-Game

Opponent	MIN	FG	Pct.	3FG	Pct.	FT	Pct.	O-D-R	PF	A	TO	B	S	PTS
N11 Norfolk State	30	9-16	.563	2-5	.400	2-2	1.000	2-4-6	2	2	2	2	1	22
N17 Central Florida	35	6-18	.333	2-5	.400	5-5	1.000	2-5-7	0	4	1	1	1	19
N18 Boise State	35	9-12	.750	1-3	.333	6-7	.857	1-3-4	1	2	2	0	4	25
N20 UTEP	36	2-9	.222	0-2	.000	5-7	.714	0-3-3	3	2	0	0	2	9
N25 Lehigh	-DNP-													
N28 Northwestern State	-DNP-													
D1 Oregon State	30	6-7	.857	4-5	.800	5-6	.833	1-3-4	3	0	4	0	4	21
D4 Georgia State	27	5-12	.417	2-8	.250	2-2	1.000	1-2-3	4	3	3	0	4	14
D14 ETSU	32	3-14	.214	0-4	.000	7-8	.875	3-4-7	2	1	3	0	0	13
D19 Southern Miss	26	4-8	.500	4-4	1.000	4-4	1.000	1-0-1	2	2	2	0	1	16
D22 Morehead State	36	10-17	.588	1-3	.333	6-8	.759	1-4-5	2	3	1	0	2	27
D29 UMKC	25	9-15	.600	5-8	.625	2-5	.400	2-5-7	2	4	2	0	1	25
J3 Alabama	33	2-11	.182	1-6	.167	2-2	1.000	2-3-5	4	2	4	0	1	7
J7 LSU	33	6-11	.545	1-3	.333	1-2	.500	4-3-7	2	1	6	2	3	14
J10 Arkansas	34	8-11	.727	6-7	.857	3-4	.750	2-4-6	2	2	0	0	1	25
J14 Texas A&M	33	5-8	.625	3-5	.600	0-0	.000	0-1-1	2	1	1	0	2	13
J17 Kentucky	27	6-12	.500	1-5	.200	2-4	.500	1-2-3	5	2	3	0	4	15
J21 Tennessee	29	3-8	.375	1-2	.500	4-5	.800	0-1-1	2	0	3	0	0	11
J25 Missouri														
J28 Alabama														
J31 Ole Miss														
F4 Tennessee														
F7 Auburn														
F11 South Carolina														
F14 Georgia														
F18 Florida														
F21 Ole Miss														
F25 Vanderbilt														
F28 South Carolina														
M4 LSU														
M8-12 SEC Tournament														

## Weatherspoon's Notes . . .

- Tabbed first-team All-SEC by league coaches and second-team by the media.

- Shot at 75% against Boise State on November 18, 2016.

- Played through a wrist injury against UTEP on November 20, 2016. Missed two games and then returned to score 21 points against Oregon State.

- Has now totaled 20-plus points eight times in his career, six times this year.

- Had a new career-high (27) points against Morehead State.

- Scored in double digits 12 times this season.

- Was 6-7 (85%) from the 3 at Arkansas.

- All 13 points against Texas A&M came in second half.

- In last two games, is 9-12 beyond the arc.

- On Monday, was named the SEC player of the week.

- Has scored in double-digits in 14 of 16 games played.

## CAREER STATS FOR QUINNDARY WEATHERSPOON

Year	GP-GS	Min/Avg	FG-FGA	Pct	3FM-3GA	Pct	FT-FTA	Pct	Rebs	PF-D	Asst	TO	Blk	Stl	Pts/Avg
2015-16	31-17	836/27.0	133-297	.448	43-109	.394	62-77	.805	146-4.7	75-1	43	45	16	42	371/12.0
2016-17	16-16	501/31.1	93-189	.492	34-75	.453	56-71	.789	70-4.4	38-1	31	37	5	31	276/17.3
Totals	47-33	1337/28.4	226-486	.465	77-184	.418	118-148	.797	216-4.6	113-2	74	82	21	73	647-13.8

# 12 DREW DAVIS



**Junior | Guard**

**5-10 | 172**

**Atlanta, GA**

**Fort Walton Beach HS**

## Season Highs

**Points:** 6, Southern Miss 12-19-16

**FGM:** 2, Southern Miss 12-19-16

**FGA:** 1, Oregon State 12-1-16

**3FGM:** 2, Southern Miss 12-19-16

**3FGA:** 1, Oregon State 12-1-16

**FTM:** --

**FTA:** --

**Rebounds:** --

**Assists:** --

**Blocks:** --

**Steals:** --

**Minutes:** 5, Southern Miss 12-19-16

## Davis' Notes . . .

-Had a career-high 5 minutes against Southern Miss.

-Was 2-2 with 3-pointers against Southern Miss.

-Had a career-high 6 points against Southern Miss.

## 2016-17 Game-By-Game

Opponent	MIN	FG	Pct.	3FG	Pct.	FT	Pct.	O-D-R	PF	A	TO	B	S	PTS
N11 Norfolk State	-DNP-													
N17 Central Florida	-DNP-													
N18 Boise State	-DNP-													
N20 UTEP	-DNP-													
N25 Lehigh	-DNP-													
N28 Northwestern State	-DNP-													
D1 Oregon State	1	0-1	.000	0-1	.000	0-0	.000	0-0-0	0	0	0	0	0	0
D4 Georgia State	2	0-0	.000	0-1	.000	0-0	.000	0-0-0	0	0	0	0	0	0
D14 ETSU	-DNP-													
D19 Southern Miss	5	2-3	.667	2-2	1.000	0-0	.000	0-0-0	0	1	2	0	0	6
D22 Morehead State	-DNP-													
D29 UMKC	2	1-1	1.000	0-0	.000	0-0	.000	0-0-0	0	0	0	0	0	2
J3 Alabama	-DNP-													
J7 LSU	-DNP-													
J10 Arkansas	-DNP-													
J14 Texas A&M	-DNP-													
J17 Kentucky	-DNP-													
J21 Tennessee														
J25 Missouri														
J28 Alabama														
J31 Ole Miss														
F4 Tennessee														
F7 Auburn														
F11 South Carolina														
F14 Georgia														
F18 Florida														
F21 Ole Miss														
F25 Vanderbilt														
F28 South Carolina														
M4 LSU														
M8-12 SEC Tournament														

## CAREER STATS FOR DREW DAVIS

Year	GP-GS	Min/Avg	FG-FGA	Pct	3FM-3GA	Pct	FT-FTA	Pct	Rebs	PF-D	Asst	TO	Blk	Stl	Pts/Avg
2016-17	4-0	10/2.5	3-5	.600	2-3	.667	0-0	.000	0-0	0-0	1	2	0	0	8/2.0

# 13 NICK SINGLETON



Sophomore | Guard

6-5 | 194

Decatur, GA

Columbia HS

## Season Highs

Points: 5, NWST 11-28-16  
 FGM: 2, NWST 11-28-16  
 FGA: 4, NWST 11-28-16  
 3FGM: 1, NWST 11-28-16  
 3FGA: 2, NWST 11-28-16  
 FTM: --  
 FTA: --  
 Rebounds: 2, UCF, 11-17-16  
 Assists: --  
 Blocks: --  
 Steals: 1, NWST 11-28-16  
 Minutes: 13, NWST 11-28-16

## 2016-17 Game-By-Game

Opponent	MIN	FG	Pct.	3FG	Pct.	FT	Pct.	O-D-R	PF	A	TO	B	S	PTS
N11 Norfolk State	-DNP-													
N17 Central Florida	2	0-0	.000	0-0	.000	0-0	.000	1-1-2	0	0	0	0	0	0
N18 Boise State	-DNP-													
N20 UTEP	-DNP-													
N25 Lehigh	-DNP-													
N28 Northwestern State	13	2-4	.500	1-2	.500	0-0	.000	0-1-1	1	0	0	0	1	5
D1 Oregon State	1	0-0	.000	0-0	.000	0-0	.000	0-0-0	0	0	0	0	0	0
D4 Georgia State	2	0-1	.000	0-0	.000	0-0	.000	0-0-0	1	0	0	0	0	0
D14 ETSU	-DNP-													
D19 Southern Miss	6	0-1	.000	0-1	.000	0-0	.000	0-0-0	0	1	1	1	0	0
D22 Morehead State	-DNP-													
D29 UMKC	-DNP-													
J3 Alabama	-DNP-													
J7 LSU	-DNP-													
J10 Arkansas	-DNP-													
J14 Texas A&M	-DNP-													
J17 Kentucky	-DNP-													
J21 Tennessee														
J25 Missouri														
J28 Alabama														
J31 Ole Miss														
F4 Tennessee														
F7 Auburn														
F11 South Carolina														
F14 Georgia														
F18 Florida														
F21 Ole Miss														
F25 Vanderbilt														
F28 South Carolina														
M4 LSU														
M8-12 SEC Tournament														

## Singleton's Notes . . .

-Had his first collegiate appearance with 2 minutes against UCF on November 17, 2016

-Had a career-high 13 minutes against Northwestern State.

-Had a career-high 5 points against Northwestern State.

## CAREER STATS FOR NICK SINGLETON

Year	GP-GS	Min/Avg	FG-FGA	Pct	3FM-3GA	Pct	FT-FTA	Pct	Rebs	PF-D	Ast	TO	Blk	Stl	Pts/Avg
2016-17	5-0	24/4.8	2-6	.333	1-3	.333	0-0	.000	3-0.6	2-0	1	1	1	1	5/1.0



# 15 I.J. READY



Senior | Guard

5-11 | 166

Rixey, AR

Parkview Magent HS

## Season Highs

Points: 20, Lehigh 11-25-16  
 FGM: 8, Lehigh 11-25-16  
 FGA: 16, Lehigh 11-25-16  
 3FGM: 3, LSU 1-7-17  
 3FGA: 6, UCF, 11-17-16  
 FTM: 6, 2x, last vs Arkansas 1-10-17  
 FTA: 7, NWST 11-28-16  
 Rebounds: 6, twice, last vs LSU 1-7-17  
 Assists: 8, twice, last vs LSU 1-7-17  
 Blocks: --  
 Steals: 5, 3x, last vs Arkansas 1-10-17  
 Minutes: 35, Lehigh 11-25-16

## Career Highs

Points: 25, Eastern Washington, 11-13-15  
 FGM: 8, twice, last vs Lehigh 11-25-16  
 FGA: 16, 4x, last vs Lehigh 11-25-16  
 3FGM: 4, Georgia, 1-24-15  
 3FGA: 7, 7x, last vs. Texas Southern, 12-2-15  
 FTM: 8, Eastern Washington, 11-13-15  
 FTA: 9, Eastern Washington, 11-13-15  
 Rebounds: 8, twice, last vs. Auburn, 1-21-15  
 Assists: 11, twice, last vs. Northern Colorado, 12-23-15  
 Blocks: 1, Arkansas, 2-9-16  
 Steals: 5, 3x, last vs. NWST 11-28-16  
 Minutes: 36, Ole Miss, 3-2-16

## 2016-17 Game-By-Game

Opponent	MIN	FG	Pct.	3FG	Pct.	FT	Pct.	O-D-R	PF	A	TO	B	S	PTS
N11 Norfolk State	31	5-13	.385	1-2	.500	3-4	.750	0-3-3	2	7	0	0	0	14
N17 Central Florida	30	6-15	.400	1-6	.167	2-2	1.000	1-2-3	1	4	2	0	1	15
N18 Boise State	27	5-9	.556	1-2	.500	2-3	.667	1-2-3	2	6	0	0	3	13
N20 UTEP	30	2-6	.333	0-1	.000	2-2	1.000	1-1-2	3	3	3	0	1	6
N25 Lehigh	35	8-16	.500	1-3	.333	3-5	.600	0-6-6	1	5	1	0	1	20
N28 Northwestern State	34	4-6	.667	1-1	1.000	5-7	.714	0-3-3	1	6	5	0	5	14
D1 Oregon State	28	2-6	.333	0-3	.000	0-0	.000	0-1-1	1	5	4	0	5	4
D4 Georgia State	30	5-8	.625	1-3	.333	0-0	.000	0-3-3	3	5	0	0	1	11
D14 ETSU	33	0-4	.000	0-1	.000	0-0	.000	0-2-2	1	4	4	0	0	0
D19 Southern Miss	25	3-5	.600	0-0	.000	0-0	.000	1-3-4	0	8	2	0	4	6
D22 Morehead State	33	6-10	.600	1-3	.333	6-6	1.000	0-2-2	1	3	0	0	0	19
D29 UMKC	25	3-6	.500	0-2	.000	0-0	.000	1-1-2	1	5	2	0	1	6
J3 Alabama	34	2-5	.400	0-0	.000	2-2	1.000	0-1-1	1	3	1	0	2	6
J7 LSU	26	5-6	.833	3-4	.750	0-0	.000	0-6-6	2	8	1	0	0	13
J10 Arkansas	30	1-3	.333	0-0	.000	6-6	1.000	0-3-3	1	4	4	0	5	8
J14 Texas A&M	28	2-4	.500	0-1	.000	2-2	1.000	0-3-3	1	5	2	0	3	6
J17 Kentucky	29	1-1	1.000	0-0	.000	2-2	1.000	0-0-0	0	1	0	0	0	4
J21 Tennessee	26	2-7	.286	0-1	.000	4-4	1.000	0-2-2	1	4	2	0	2	8
J25 Missouri														
J28 Alabama														
J31 Ole Miss														
F4 Tennessee														
F7 Auburn														
F11 South Carolina														
F14 Georgia														
F18 Florida														
F21 Ole Miss														
F25 Vanderbilt														
F28 South Carolina														
M4 LSU														
M8-12 SEC Tournament														

## Ready's Notes . . .

-Had a season-high 4 steals against Boise State on November 18, 2016.

-Had a team-high 20 points and 5 assists against Lehigh.

-Needs 170 more points to be the 37th player to reach 1000.

-His 140 steals tie him for the 10th most in school history.

-Had a season-high (4) steals and (8) assists.

-Tied his season-high assists (8) and rebounds (6) against LSU.

-Had 5 assists against TAMU to give 355 for his career, now the 8th most in school history as he passed Detrick White.

## CAREER STATS FOR I.J. READY

Year	GP-GS	Min/Avg	FG-FGA	Pct	3FM-3GA	Pct	FT-FTA	Pct	Rebs	PF-D	Asst	TO	Blk	Stl	Pts/Avg
2013-14	26-21	626/24.1	59-159	.371	17-48	.354	18-21	.857	55-2.1	31-1	69	41	0	32	153/5.9
2014-15	29-21	744/25.7	87-218	.399	28-95	.295	37-42	.881	57-2.0	46-0	71	41	0	37	239/8.2
2015-16	30-22	886/29.5	103-247	.417	26-91	.286	45-56	.804	79-2.6	56-1	134	48	1	39	277/9.2
2016-17	18-13	534/29.7	62-130	.477	10-33	.303	39-45	.867	49-2.7	23-0	86	33	0	34	173/9.6
Totals	103-77	2790/27.1	311-754	.412	81-267	.303	139-164	.848	240-2.3	156-2	360	163	1	142	842/8.2

# 20 MILES WASHINGTON



**Freshman | Center**

**6-7 | 202**

**New Albany, MS**

**New Albany HS**

## Season Highs

Points: 2, UMKC 12-29-16  
 FGM: 1, UMKC 12-29-16  
 FGA: 2, UMKC 12-29-16  
 3FGM: --  
 3FGA: 1, UMKC 12-29-16  
 FTM: --  
 FTA: --  
 Rebounds: --  
 Assists: --  
 Blocks: 1, Southern Miss 12-19-16  
 Steals: --  
 Minutes: 6, Southern Miss 12-19-16

## Washington's Notes . . .

-Had a career-high 2 minutes against Georgia State.

-Earned his first career points against UMKC.

## 2016-17 Game-By-Game

Opponent	MIN	FG	Pct.	3FG	Pct.	FT	Pct.	O-D-R	PF	A	TO	B	S	PTS
N11 Norfolk State	-DNP-													
N17 Central Florida	-DNP-													
N18 Boise State	-DNP-													
N20 UTEP	-DNP-													
N25 Lehigh	-DNP-													
N28 Northwestern State	-DNP-													
D1 Oregon State	1	0-0	.000	0-0	.000	0-0	.000	0-0-0	1	0	0	0	0	0
D4 Georgia State	2	0-0	.000	0-0	.000	0-0	.000	0-0-0	0	0	0	0	0	0
D14 ETSU	-DNP-													
D19 Southern Miss	6	0-0	.000	0-0	.000	0-0	.000	0-0-0	0	0	0	1	0	0
D22 Morehead State	-DNP-													
D29 UMKC	2	1-2	.500	0-1	.000	0-0	.000	0-0-0	0	0	0	0	0	2
J3 Alabama	-DNP-													
J7 LSU	-DNP-													
J10 Arkansas	-DNP-													
J14 Texas A&M	-DNP-													
J17 Kentucky	-DNP-													
J21 Tennessee														
J25 Missouri														
J28 Alabama														
J31 Ole Miss														
F4 Tennessee														
F7 Auburn														
F11 South Carolina														
F14 Georgia														
F18 Florida														
F21 Ole Miss														
F25 Vanderbilt														
F28 South Carolina														
M4 LSU														
M8-12 SEC Tournament														

## CAREER STATS FOR MILES WASHINGTON

Year	GP-GS	Min/Avg	FG-FGA	Pct	3FM-3GA	Pct	FT-FTA	Pct	Rebs	PF-D	Ast	TO	Blk	Stl	Pts/Avg
2016-17	4-0	11/2.8	1-2	.500	0-1	.000	0-0	.000	0-0.0	1-0	0	0	1	0	2/0.5

# 23 TYSON CARTER



**Freshman | Guard**

**6-4 | 167**

**Starkville, MS**

**Starkville HS**

## Season Highs

**Points:** 17, Norfolk State, 11-11-16  
**FGM:** 6, 2x, last vs Tennessee 1-21-17  
**FGA:** 15, twice, last vs NWST 11-28-16  
**3FGM:** 5, Norfolk State, 11-11-16  
**3FGA:** 8, twice, last vs Lehigh 11-25-16  
**FTM:** 6, Boise State 11-18-16  
**FTA:** 6, Boise State 11-18-16  
**Rebounds:** 6, UTEP 11-20-16  
**Assists:** 2, 4x, last vs vs Georgia State 12-4-16  
**Blocks:** 1, twice, last vs Oregon State 12-1-16  
**Steals:** 2, 3x, last vs Lehigh 11-25-16  
**Minutes:** 37, NWST 11-28-16

## Carter's Notes . . .

- 17 points is the most by a freshman on opening day since Chancellor Nichols scored 17 against Christian Brothers in November 1987. Was 6-8 shooting and made 5 3-pointers.

-Earned his first-career start during his collegiate debut against Norfolk State on November 11, 2016.

-Scored 17 points in his debut against Norfolk State, the most by a true freshman on opening day since Chancellor Nichols also had 17 against Christian Brothers on Nov. 28, 1987.

-Was 6-6 at the free throw line against Boise State.

-Was second on the team for 3-pointers with 3 against UTEP and had a career-high 6 rebounds.

-Had a career-high 37 minutes against Northwestern State.

-He is first on the team for free-throw shooting percentage (.885).

-Third on the team on with 25 made 3-pointers.

## 2016-17 Game-By-Game

Opponent	MIN	FG	Pct.	3FG	Pct.	FT	Pct.	O-D-R	PF	A	TO	B	S	PTS
N11 Norfolk State	33	6-8	.750	5-7	.714	0-0	.000	0-1-1	1	2	1	0	1	17
N17 Central Florida	33	2-12	.167	2-8	.250	2-4	.500	0-2-2	2	2	0	0	2	8
N18 Boise State	30	4-10	.400	1-4	.250	6-6	1.000	0-2-2	2	1	0	0	2	15
N20 UTEP	26	3-7	.429	3-6	.500	0-0	.000	0-6-6	1	1	0	0	0	9
N25 Lehigh	36	5-15	.333	2-8	.250	4-4	1.000	0-2-2	3	0	1	1	2	16
N28 Northwestern State	37	4-15	.267	0-7	.000	2-2	1.000	1-2-3	2	2	2	0	1	10
D1 Oregon State	25	2-6	.333	1-2	.500	3-4	.750	0-3-3	0	0	0	1	1	8
D4 Georgia State	24	0-3	.000	0-2	.000	2-2	1.000	0-3-3	1	2	0	0	2	2
D14 ETSU	18	3-4	.750	1-1	1.000	0-0	.000	0-0-0	1	1	1	0	0	7
D19 Southern Miss	22	3-5	.600	3-5	.600	2-2	1.000	0-4-4	0	1	1	0	1	11
D22 Morehead State	24	2-4	.500	1-2	.500	2-2	1.000	1-2-3	1	1	2	0	1	7
D29 UMKC	27	4-9	.444	3-4	.750	0-0	.000	0-4-4	0	0	0	0	0	11
J3 Alabama	23	4-7	.571	2-3	.667	0-0	.000	0-1-1	0	1	0	0	0	10
J7 LSU	15	0-1	.000	0-0	.000	0-0	.000	0-2-2	0	1	0	0	1	0
J10 Arkansas	10	1-4	.250	1-3	.333	0-0	.000	0-0-0	1	0	0	0	0	3
J14 Texas A&M	6	0-3	.000	0-3	.000	0-0	.000	0-0-0	0	0	1	0	0	0
J17 Kentucky	7	0-0	.000	0-0	.000	0-0	.000	0-1-1	0	1	0	0	0	0
J21 Tennessee	16	4-6	.667	1-3	.333	0-0	.000	0-0-0	0	0	0	0	1	9
J25 Missouri														
J28 Alabama														
J31 Ole Miss														
F4 Tennessee														
F7 Auburn														
F11 South Carolina														
F14 Georgia														
F18 Florida														
F21 Ole Miss														
F25 Vanderbilt														
F28 South Carolina														
M4 LSU														
M8-12 SEC Tournament														

## CAREER STATS FOR TYSON CARTER

Year	GP-GS	Min/Avg	FG-FGA	Pct	3FM-3GA	Pct	FT-FTA	Pct	Rebs	PF-D	Ast	TO	Blk	Stl	Pts/Avg
2016-17	18-12	412/22.9	47-119	.395	26-68	.382	23-26	.885	37-2.1	15-0	16	9	2	15	143/7.9



# 34 SCHNIDER HERARD



**Freshman | Center**

**6-10 | 250**

**Port-au-Prince, Haiti**

**Prestonwood Christian HS**

## Season Highs

**Points:** 16, TAMU 1-14-17  
**FGM:** 5, TAMU 1-14-17  
**FGA:** 7, TAMU 1-14-17  
**3FGM:** --  
**3FGA:** --  
**FTM:** 6, TAMU 1-14-17  
**FTA:** 8, TAMU 1-14-17  
**Rebounds:** 12, Southern Miss 12-19-16  
**Assists:** 2, UTEP 11-20-16  
**Blocks:** 2, 2x, last vs Southern Miss 12-17-16  
**Steals:** 1, NWST 11-28-16  
**Minutes:** 24, TAMU 1-14-17

## Herard's Notes . . .

- Had his collegiate debut against Norfolk State and had 4 rebounds in the 17 minutes he played.

-Had a team-high 7 rebounds against Boise State on November 18, 2016.

-Earned his first career block & steal against Northwestern State.

-Had a career-high 24 minutes against Texas A&M.

-Career-high (12) rebounds against Southern Miss.

-Had a new career-high (16) points against TAMU.

-Has started all four SEC games.

-Earned his first career double-double against Tennessee with 14 points and 11 rebounds all before halftime.

## 2016-17 Game-By-Game

Opponent	MIN	FG	Pct.	3FG	Pct.	FT	Pct.	O-D-R	PF	A	TO	B	S	PTS
N11 Norfolk State	17	2-3	.667	0-0	.000	0-1	.000	2-2-4	1	0	3	0	0	4
N17 Central Florida	18	0-2	.000	0-0	.000	2-3	.667	0-2-2	4	0	1	0	0	2
N18 Boise State	18	0-1	.000	0-0	.000	0-0	.000	1-6-7	2	0	1	0	0	0
N20 UTEP	20	0-1	.000	0-0	.000	0-0	.000	2-3-5	3	2	1	0	0	0
N25 Lehigh	14	1-2	.500	0-0	.000	0-0	.000	0-4-4	1	0	0	0	0	2
N28 Northwestern State	16	1-1	1.000	0-0	.000	0-0	.000	0-4-4	1	0	2	1	1	2
D1 Oregon State	21	0-2	.000	0-0	.000	2-4	.500	1-3-4	2	0	2	0	0	2
D4 Georgia State	18	3-4	.750	0-0	.000	2-3	.667	3-4-7	0	0	2	2	0	8
D14 ETSU	12	0-3	.000	0-0	.000	0-0	.000	2-1-3	0	0	0	0	0	0
D19 Southern Miss	23	3-4	.750	0-0	.000	1-4	.250	4-8-12	2	2	1	2	0	7
D22 Morehead State	10	2-2	1.000	0-0	.000	1-4	.250	0-1-1	2	0	0	0	0	5
D29 UMKC	15	2-2	1.000	0-0	.000	1-2	.500	2-6-8	2	0	1	0	0	5
J3 Alabama	16	0-1	.000	0-0	.000	4-4	1.000	2-3-5	4	0	4	0	0	4
J7 LSU	17	4-6	.667	0-0	.000	0-0	.000	2-2-4	1	1	1	0	0	8
J10 Arkansas	15	1-3	.333	0-0	.000	2-5	.400	2-2-4	3	0	4	0	0	4
J14 Texas A&M	24	5-7	.714	0-0	.000	6-8	.750	2-2-4	4	0	1	0	0	16
J17 Kentucky	11	3-4	.750	0-0	.000	1-4	.250	2-3-5	5	0	3	0	0	7
J21 Tennessee	20	5-8	.625	0-0	.000	4-8	.500	4-7-11	3	0	1	1	0	14
J25 Missouri														
J28 Alabama														
J31 Ole Miss														
F4 Tennessee														
F7 Auburn														
F11 South Carolina														
F14 Georgia														
F18 Florida														
F21 Ole Miss														
F25 Vanderbilt														
F28 South Carolina														
M4 LSU														
M8-12 SEC Tournament														

## CAREER STATS FOR SCHNIDER HERARD

Year	GP-GS	Min/Avg	FG-FGA	Pct	3FM-3GA	Pct	FT-FTA	Pct	Rebs	PF-D	Ast	TO	Blk	Stl	Pts/Avg
2016-17	18-6	305/16.9	32-56	.571	0-0	.000	26-50	.520	94-5.2	40-1	5	28	6	1	90/5.0

# 35 ARIC HOLMAN



**Sophomore | Forward**

**6-10 | 222**

**Owensboro, KY**

**Owensboro HS**

## Season Highs

**Points:** 18, UTEP 11-20-16  
**FGM:** 8, UTEP 11-20-16  
**FGA:** 13, Boise State 11-18-16  
**3FGM:** 2, LSU 1-7-17  
**3FGA:** 4, Boise State 11-18-16  
**FTM:** 7, LSU 1-7-17  
**FTA:** 9, LSU 1-7-17  
**Rebounds:** 11, 3x, last vs Arkansas 1-10-17  
**Assists:** 3, UMKC 12-29-16  
**Blocks:** 5, 2x, last vs NWST 11-28-16  
**Steals:** 2, 3x, last vs Oregon State 12-1-16  
**Minutes:** 33, TAMU 1-14-17

## Career Highs

**Points:** 18, UTEP 11-20-16  
**FGM:** 8, UTEP 11-20-16  
**FGA:** 13, Boise State 11-18-16  
**3FGM:** 1, twice, last vs. Norfolk State 11-17-16  
**3FGA:** 4, Boise State 11-18-16  
**FTM:** 7, LSU 1-7-17  
**FTA:** 9, LSU 1-7-17  
**Rebounds:** 11, 2x, last vs Southern Miss 12-19-16  
**Assists:** 4, Arkansas, 2-9-16  
**Blocks:** 5, twice, last vs NWST 11-28-16  
**Steals:** 2, 3x, last vs Oregon State 12-1-16  
**Minutes:** 33, TAMU 1-14-17

## 2016-17 Game-By-Game

Opponent	MIN	FG	Pct.	3FG	Pct.	FT	Pct.	O-D-R	PF	A	TO	B	S	PTS
N11 Norfolk State	26	3-7	.429	1-2	.500	4-7	.571	3-8-11	2	0	1	5	2	11
N17 Central Florida	28	2-4	.500	0-1	.000	2-3	.667	4-3-7	1	0	2	1	1	6
N18 Boise State	24	6-13	.461	0-4	.000	0-0	.000	1-4-5	1	0	2	0	0	12
N20 UTEP	23	8-10	.800	0-1	.000	2-2	1.000	2-2-4	5	0	2	0	2	18
N25 Lehigh	24	4-6	.667	0-0	.000	2-2	1.000	1-3-4	4	2	2	1	1	10
N28 Northwestern State	26	4-6	.667	0-1	.000	5-6	.833	3-4-7	0	0	1	5	1	13
D1 Oregon State	26	2-7	.286	1-1	1.000	2-2	1.000	3-4-7	1	1	2	1	2	7
D4 Georgia State	15	3-7	.429	0-1	.000	1-2	.500	1-3-4	3	0	1	1	0	7
D14 ETSU	30	7-10	.700	1-3	.333	2-3	.667	2-4-6	3	0	1	4	1	17
D19 Southern Miss	20	2-7	.286	0-2	.000	1-1	1.000	1-10-11	0	0	1	2	1	5
D22 Morehead State	27	5-7	.714	0-1	.000	2-4	.500	3-3-6	2	2	2	3	0	12
D29 UMKC	21	1-3	.333	0-0	.000	0-1	.000	1-5-6	3	3	3	3	0	2
J3 Alabama	25	1-5	.200	0-1	.000	3-4	.750	0-5-5	4	1	2	4	1	5
J7 LSU	26	4-9	.444	2-3	.667	7-9	.778	2-7-9	1	1	1	2	0	17
J10 Arkansas	29	4-9	.444	1-2	.500	2-4	.500	6-5-11	1	1	0	2	0	11
J14 Texas A&M	33	4-5	.800	1-2	.500	2-2	1.000	0-5-5	4	0	2	3	1	11
J17 Kentucky	29	3-7	.429	0-0	.000	0-0	.000	3-1-4	3	2	2	2	1	6
J21 Tennessee	18	2-6	.333	0-3	.000	0-2	.000	1-5-6	1	0	1	2	0	4
J25 Missouri														
J28 Alabama														
J31 Ole Miss														
F4 Tennessee														
F7 Auburn														
F11 South Carolina														
F14 Georgia														
F18 Florida														
F21 Ole Miss														
F25 Vanderbilt														
F28 South Carolina														
M4 LSU														
M8-12 SEC Tournament														

## Holman's Notes . . .

- Sophomore forward Aric Holman recorded his first-career double-double with 11 points and 11 rebounds against Norfolk State.

-Had a career and team-high 18 points against UTEP..

-Tied his career-high with 2 steals against Oregon State.

-Scored 17 points against ETSU, one point shy of his career-high.

-Also had 11 rebounds against Southern Miss and Arkansas.

-Had his second double-double of the season with 11 rebounds and 13 points at Arkansas.

-Leads the team in blocks with 37 and has had 5 blocks in a single game twice.

-Has scored in double-digits 10 times.

-Third in the SEC with 41 blocked shots.

## CAREER STATS FOR ARIC HOLMAN

Year	GP-GS	Min/Avg	FG-FGA	Pct	3FM-3GA	Pct	FT-FTA	Pct	Rebs	PF-D	Ast	TO	Blk	Stl	Pts/Avg
2015-16	21-3	194/9.2	18-44	.409	2-13	.154	1-6	.167	39-1.9	37-2	8	16	14	2	39/1.9
2016-17	18-17	644/25.0	65-128	.508	7-28	.250	37-54	.685	118-6.6	39-1	13	28	41	14	174/9.7
Totals	39-20	644/16.5	83-172	.483	9-41	.220	38-60	.633	157-4.0	76-3	21	44	55	16	213/5.5

# 45 E.J. DATCHER



**Freshman | Center**

**6-9 | 240**

**Hapersville, AL**

**Vincent HS**

## Season Highs

**Points:** 4, LSU 1-7-17

**FGM:** 2, LSU 1-7-17

**FGA:** 4, LSU 1-7-17

**3FGM:** --

**3FGA:** --

**FTM:** 2, Southern Miss 12-19-16

**FTA:** 2, Southern Miss 12-19-16

**Rebounds:** 7, Norfolk State, 11-11-16

**Assists:** --

**Blocks:** 3, UCF, 11-17-16

**Steals:** 2, Kentucky 1-17-17

**Minutes:** 15, UCF, 11-17-16

## Datcher's Notes . . .

-- Had his collegiate debut against Norfolk State.

-Was second on the team for blocks with 4 against UCF.

-Had a career-high 4 points versus USM and LSU.

-Is second on the team with (13) blocks.

## 2016-17 Game-By-Game

Opponent	MIN	FG	Pct.	3FG	Pct.	FT	Pct.	O-D-R	PF	A	TO	B	S	PTS
N11 Norfolk State	9	1-2	.500	0-0	.000	0-1	.000	1-6-7	4	0	0	1	0	2
N17 Central Florida	15	1-2	.500	0-0	.000	0-1	.000	0-2-2	5	0	0	3	1	2
N18 Boise State	11	0-1	.000	0-0	.000	1-2	.500	2-2-4	1	0	1	0	1	1
N20 UTEP	5	0-0	.000	0-0	.000	0-0	.000	0-0-0	1	0	0	0	0	0
N25 Lehigh	10	0-0	.000	0-0	.000	0-0	.000	0-1-1	1	0	1	1	0	0
N28 Northwestern State	8	1-2	.500	0-0	.000	0-0	.000	2-1-3	1	0	0	1	0	2
D1 Oregon State	4	0-0	.000	0-0	.000	0-0	.000	0-0-0	3	0	0	0	0	0
D4 Georgia State	7	0-1	.000	0-0	.000	0-0	.000	0-0-0	0	0	0	1	0	0
D14 ETSU	6	1-2	.500	0-0	.000	0-0	.000	1-3-4	1	0	0	0	0	2
D19 Southern Miss	8	1-2	.500	0-0	.000	2-2	1.000	1-2-3	3	0	0	2	0	4
D22 Morehead State	2	0-0	.000	0-0	.000	0-0	.000	0-0-0	1	0	0	0	0	0
D29 UMKC	3	0-0	.000	0-0	.000	0-0	.000	0-2-2	2	0	0	0	0	0
J3 Alabama	-DNP-													
J7 LSU	14	2-4	.500	0-0	.000	0-0	.000	0-2-2	3	0	0	2	0	4
J10 Arkansas	7	0-1	.000	0-0	.000	0-0	.000	1-1-2	1	0	0	1	0	0
J14 Texas A&M	7	0-1	.000	0-0	.000	0-0	.000	0-0-0	4	1	1	1	0	0
J17 Kentucky	5	0-0	.000	0-0	.000	0-0	.000	0-0-0	2	0	0	0	2	0
J21 Tennessee	9	0-1	.000	0-0	.000	0-0	.000	1-1-2	4	0	1	0	0	0
J25 Missouri														
J28 Alabama														
J31 Ole Miss														
F4 Tennessee														
F7 Auburn														
F11 South Carolina														
F14 Georgia														
F18 Florida														
F21 Ole Miss														
F25 Vanderbilt														
F28 South Carolina														
M4 LSU														
M8-12 SEC Tournament														

## CAREER STATS FOR E.J. DATCHER

Year	GP-GS	Min/Avg	FG-FGA	Pct	3FM-3GA	Pct	FT-FTA	Pct	Rebs	PF-D	Ast	TO	Blk	Stl	Pts/Avg
2016-17	17-0	130/7.6	7-19	.368	0-0	.000	3-6	.500	32-1.9	37-1	1	5	12	4	17/1.0



**Exhibition — Nov. 4, 2016**

Mississippi State	78
Delta State	63

Humphrey Coliseum • Starkville, MS

**Delta State**

Player	FG	3FG	FT	RB	PF	PT	A	Min
Davis	f 2-6	0-0	0-0	1	5	4	0	24
Harper	f 0-0	0-0	0-0	0	5	0	0	5
Warner	g 6-12	5-9	4-6	4	4	21	2	36
Kilpatrick	g 1-2	0-0	0-1	5	0	2	4	28
Schmidt	g 6-20	2-9	3-4	5	4	17	6	32
Henry	0-2	0-0	0-0	4	0	0	0	16
Cornish	3-5	3-5	0-0	2	3	9	0	29
King	0-0	0-0	0-0	0	0	0	0	1
Weldon	1-1	0-0	0-0	0	0	2	0	6
Taylor	2-6	0-0	4-7	6	3	8	0	22
Kimble	0-0	0-0	0-0	0	0	0	0	1
<b>TOTALS</b>	<b>21-54</b>	<b>10-23</b>	<b>11-18</b>	<b>33</b>	<b>24</b>	<b>63</b>	<b>12</b>	<b>200</b>

**Mississippi State**

Player	FG	3FG	FT	RB	PF	PT	A	Min
Holman	f 4-7	1-3	6-7	10	0	15	0	25
Kegler	g 6-12	4-9	2-4	8	1	18	0	24
W'Spoon	g 4-12	1-2	3-4	8	3	12	4	25
Ready	g 4-6	1-3	0-0	1	1	9	4	18
Carter	g 1-6	0-4	2-2	2	2	4	1	25
Peters	2-8	1-4	2-5	1	3	7	2	18
Wright	2-5	0-2	3-4	2	2	7	1	23
Strugg	0-1	0-1	0-0	0	1	0	0	4
Davis	0-1	0-0	0-0	2	1	0	0	3
Singleton	1-1	0-0	0-0	0	2	2	0	5
Washington	0-0	0-0	0-0	1	1	0	0	3
Herard	1-2	0-0	0-2	5	5	2	0	11
Datcher	1-3	0-0	0-1	6	2	2	0	16
<b>TOTALS</b>	<b>26-64</b>	<b>8-28</b>	<b>18-29</b>	<b>48</b>	<b>24</b>	<b>78</b>	<b>12</b>	<b>200</b>

Halftime: MSU 43, DSU 32. FG%: MSU 40.6%, DSU 38.9%. 3FG%: MSU 28.6%, DSU 43.5%. FT%: MSU 62.1%, DSU 61.1%. Turnovers: MSU 16 (Herard 3), DSU 19 (Schmidt 7). Blocked Shots: MSU 7 (Holman 4), DSU 1 (P.J. Davis). Steals: MSU 9 (Peters 4), DSU 7 (Kilpatrick 4). Officials: Anthony Jordan, Owen Shortt, Ken Washington. Attendance: 3,721.

**Game 1 — Nov. 11, 2016**

Mississippi State	78
Norfolk State	74

Humphrey Coliseum • Starkville, MS

**Norfolk State**

Player	FG	3FG	FT	RB	PF	PT	A	Min
Long	f 2-5	0-0	1-3	7	4	5	0	30
Gellineau	c 0-0	0-0	0-0	4	5	0	0	11
Robinson	g 7-14	2-5	5-5	3	1	21	5	38
Wade	g 5-16	0-2	8-12	12	0	18	3	35
Goss	g 4-7	1-4	0-0	1	2	9	1	31
Ward	2-4	0-1	0-1	2	0	4	2	20
Brown	2-3	1-1	0-0	0	2	5	0	5
Williams	1-2	1-2	2-2	2	2	5	0	12
Robinson	3-6	0-0	1-3	3	5	7	0	18
<b>TOTALS</b>	<b>26-57</b>	<b>5-15</b>	<b>17-26</b>	<b>35</b>	<b>21</b>	<b>74</b>	<b>11</b>	<b>200</b>

**Mississippi State**

Player	FG	3FG	FT	RB	PF	PT	A	Min
Holman	f 3-7	1-2	4-7	11	2	11	0	26
Kegler	g 2-6	2-4	2-2	2	4	8	1	26
W'Spoon	g 9-16	2-5	2-2	6	2	22	2	30
Ready	g 5-13	1-2	3-4	3	2	14	7	31
Carter	g 6-8	5-7	0-0	1	1	17	2	33
Peters	0-3	0-2	0-0	1	2	0	3	15
Wright	0-2	0-1	0-0	0	4	0	0	13
Herard	2-3	0-0	0-1	4	1	4	0	17
Datcher	1-2	0-0	0-1	7	4	2	0	9
<b>TOTALS</b>	<b>28-60</b>	<b>11-23</b>	<b>11-17</b>	<b>38</b>	<b>22</b>	<b>78</b>	<b>12</b>	<b>200</b>

Halftime: MSU 39, NSU 39. FG%: MSU 42.4%, NSU 43.3%. 3FG%: MSU 40.0%, NSU 30.0%. FT%: MSU 62.5%, NSU 52.6%. Turnovers: MSU 13 (Peters 4), NSU 12 (Robinson 3). Blocked Shots: MSU 8 (Holman 5), NSU 5 (Robinson 3). Steals: MSU 4 (Holman 2), NSU 5 (Robinson 3). Officials: Antinio Petty, Terry Moore, Darron George. Attendance: 4,467.

**Game 2 — Nov. 17, 2016**

Central Florida	86
Mississippi State	61

TD Arena • Charleston, SC

**Mississippi State**

Player	FG	3FG	FT	RB	PF	PT	A	Min
Holman	f 2-4	0-1	2-3	7	1	6	0	28
Kegler	g 3-7	1-2	0-0	5	4	7	0	22
W'Spoon	g 6-18	2-5	5-5	7	0	19	4	35
Ready	g 6-15	1-6	2-2	3	1	15	4	30
Carter	g 2-12	2-8	2-4	2	2	8	2	33
Wright	0-2	0-2	2-2	0	4	2	0	15
Strugg	0-0	0-0	0-0	0	0	0	0	2
Singleton	0-0	0-0	0-0	2	0	0	0	2
Herard	0-2	0-0	2-2	2	4	2	0	18
Datcher	1-2	0-0	0-1	2	5	2	0	15
<b>TOTALS</b>	<b>20-62</b>	<b>6-24</b>	<b>15-20</b>	<b>35</b>	<b>21</b>	<b>61</b>	<b>10</b>	<b>200</b>

**Central Florida**

Player	FG	3FG	FT	RB	PF	PT	A	Min
Efianayi	f 7-14	2-6	3-5	7	2	19	2	29
Banyard	f 3-6	1-2	1-4	13	2	8	2	33
Fall	c 13-17	0-0	0-4	12	2	26	1	27
Taylor	g 5-14	1-3	6-6	7	1	17	10	35
Williams	g 3-7	1-4	3-3	3	2	10	1	33
Mumin	0-0	0-0	0-0	0	0	0	0	10
Stephenson	0-1	0-0	0-0	1	0	0	0	2
Brown	1-3	0-0	4-4	4	5	6	0	11
Laing	0-2	0-0	0-0	1	2	0	2	20
<b>TOTALS</b>	<b>32-64</b>	<b>5-15</b>	<b>17-26</b>	<b>49</b>	<b>16</b>	<b>86</b>	<b>18</b>	<b>200</b>

Halftime: MSU 33, UCF 53. FG%: MSU 32.3%, UCF 50.0%. 3FG%: MSU 25.0%, UCF 33.3%. FT%: MSU 75.0%, UCF 65.4%. Turnovers: MSU 10 (Kegler 3), UCF 10 (Efianayi 5). Blocked Shots: MSU 5 (Datcher 3), UCF 3 (Fall 3). Steals: MSU 8 (Kegler, Carter 2), UCF 4 (Taylor 2). Officials: John Higgins, Les Jones, Paul Janssen. Attendance: 3,430.

**Game 3 — Nov. 18, 2016**

Mississippi State	80
Boise State	68

TD Arena • Charleston, SC

**Mississippi State**

Player	FG	3FG	FT	RB	PF	PT	A	Min
Holman	f 6-13	0-4	0-0	5	1	12	0	24
Kegler	g 4-6	2-4	2-3	4	2	12	0	26
W'Spoon	g 9-12	1-3	6-7	4	1	25	2	35
Ready	g 5-9	1-2	2-3	3	2	13	6	27
Carter	g 4-10	1-4	6-6	2	2	15	1	30
Peters	0-4	0-3	0-0	1	3	0	1	14
Wright	0-1	0-1	2-2	0	2	2	3	15
Herard	0-1	0-0	0-0	7	2	0	0	18
Datcher	0-1	0-0	1-2	4	1	1	0	11
<b>TOTALS</b>	<b>28-57</b>	<b>5-21</b>	<b>19-23</b>	<b>35</b>	<b>16</b>	<b>80</b>	<b>13</b>	<b>200</b>

**Boise State**

Player	FG	3FG	FT	RB	PF	PT	A	Min
Duncan	f 4-8	4-8	0-0	0	3	12	0	19
Wacker	f 1-1	0-0	0-1	3	2	2	3	22
Jessup	g 1-6	1-5	2-2	1	2	5	0	25
Hutchison	g 5-7	0-1	3-3	6	4	13	0	24
Reid	g 1-5	0-4	0-0	2	1	2	1	18
Dickinson	2-3	1-2	0-0	2	0	5	0	13
Jorch	3-3	0-0	0-0	0	3	6	0	9
Haney	2-4	1-2	1-2	6	0	6	0	22
Oluyitan	0-0	0-0	0-0	0	1	0	0	2
Austin	6-9	0-1	1-2	1	3	13	2	20
Hobbs	2-9	0-2	0-0	4	4	4	4	26
<b>TOTALS</b>	<b>27-55</b>	<b>7-25</b>	<b>7-10</b>	<b>27</b>	<b>23</b>	<b>68</b>	<b>10</b>	<b>200</b>

Halftime: MSU 37, BSU 29. FG%: MSU 49.1%, BSU 49.1%. 3FG%: MSU 23.8%, BSU 28.0%. FT%: MSU 82.6%, BSU 70.0%. Turnovers: MSU 10 (Kegler 3), BSU 17 (Oluyitan 4). Blocked Shots: MSU 0, BSU 1 (Wacker). Steals: MSU 13 (Waetherspoon 4), BSU 3 (Hobbs 2). Officials: Antinio Petty, Mike Stuart, Jeb Hartness. Attendance: 3,517.

**Game 4 — Nov. 20, 2016**

Mississippi State	61
UTEP	54

TD Arena • Charleston, SC

**UTEP**

Player	FG	3FG	FT	RB	PF	PT	A	Min
Flaggert	f 1-8	1-8	0-0	4	3	3	3	33
Thomas	f 3-7	0-0	1-1	5	4	7	0	24
Willms	c 3-7	0-0	6-12	11	2	12	2	32
Harris	g 3-9	1-4	1-2	4	2	8	1	30
Artis	g 6-14	1-6	2-3	5	4	15	3	39
Touchet	2-4	1-3	0-0	1	1	5	1	17
Barrett	0-1	0-1	0-0	0	0	0	0	16
Jones	1-1	0-0	2-2	1	2	4	0	9
<b>TOTALS</b>	<b>19-51</b>	<b>4-22</b>	<b>12-20</b>	<b>34</b>	<b>18</b>	<b>54</b>	<b>10</b>	<b>200</b>

**Mississippi State**

Player	FG	3FG	FT	RB	PF	PT	A	Min
Holman	f 8-10	0-1	2-2	4	5	18	0	23
Kegler	g 2-10	0-4	2-2	8	1	6	0	27
W'Spoon	g 2-9	0-2	5-7	3	3	9	2	36
Ready	g 2-6	0-1	2-2	2	3	6	3	30
Carter	g 3-7	3-6	0-0	6	1	9	1	26
Peters	4-6	4-5	1-1	1	3	13	4	23
Wright	0-3	0-1	0-0	1	0	0	0	10
Herard	0-1	0-0	0-0	5	3	0	2	20
Datcher	0-0	0-0	0-0	0	1	0	0	5
<b>TOTALS</b>	<b>21-52</b>	<b>7-20</b>	<b>12-14</b>	<b>34</b>	<b>20</b>	<b>61</b>	<b>12</b>	<b>200</b>

Halftime: MSU 33, UTEP 33. FG%: MSU 40.4%, UTEP 37.3%. 3FG%: MSU 35.0%, UTEP 18.2%. FT%: MSU 85.7%, UTEP 60.0%. Turnovers: MSU 8 (Ready 3), UTEP 12 (Flaggert, Thomas 3). Blocked Shots: MSU 1 (Wright 1), UTEP 2 (Thomas, Willms 1). Steals: MSU 5 (Holman, Waetherspoon 2), UTEP 2 (Artis 2). Officials: Paul Janssen, Les Jones, John Gaffney. Attendance: 1,293.

**Game 5 — Nov. 25, 2016**

Lehigh	87
Mississippi State	73

Humphrey Coliseum • Starkville, MS

**Lehigh**

Player	FG	3FG	FT	RB	PF	PT	A	Min
Holba	f 4-8	1-3	2-2	8	1	11	3	34
Kempton	c 5-11	0-2	3-3	7	4	13	1	26
Ross	g 7-11	3-5	1-1	2	2	18	5	33
Leufroy	g 8-11	2-3	0-0	4	1	18	4	35
Price	g 5-10	4-6	0-0	4	2	14	2	28
Cohen	0-2	0-1	0-0	6	2	0	1	14
Andree	4-12	1-6	2-2	3	1	11	0	18
Alston	1-1	0-0	0-0	1	1	2	0	12
<b>TOTALS</b>	<b>34-66</b>	<b>11-26</b>	<b>8-8</b>	<b>39</b>	<b>14</b>	<b>87</b>	<b>16</b>	<b>200</b>

**Mississippi State**

Player	FG	3FG	FT	RB	PF	PT	A	Min
Holman	f 4-6	0-0	2-2	4	4	10	2	24</

## Game 6 — Nov. 28, 2016

Mississippi State 65  
Northwestern State 59

Humphrey Coliseum • Starkville, MS

## Northwestern State

Player	FG	3FG	FT	RB	PF	PT	A	Min
Lane c	2-6	0-0	2-3	3	2	6	0	26
Joseph g	3-7	1-2	0-0	6	4	7	1	33
Hall g	2-7	0-0	2-2	4	4	6	5	32
Thompson g	2-5	2-5	0-0	5	3	6	1	31
Woodley g	10-19	5-9	3-3	6	1	28	0	35
Sweeney	1-3	0-2	1-2	3	0	3	1	12
Boyd	0-3	0-1	0-0	2	1	0	0	12
Kissoonlal	1-2	1-2	0-0	2	2	3	0	10
Metoyer	0-1	0-0	0-0	0	1	0	0	3
Bell	0-1	0-0	0-0	0	0	0	0	3
Hamilton	0-0	0-0	0-0	0	0	0	0	3
<b>TOTALS</b>	<b>21-54</b>	<b>9-21</b>	<b>8-10</b>	<b>33</b>	<b>18</b>	<b>59</b>	<b>8</b>	<b>200</b>

## Mississippi State

Player	FG	3FG	FT	RB	PF	PT	A	Min
Holman f	4-6	0-1	5-6	7	0	13	0	26
Wright g	4-5	0-1	3-5	7	4	11	1	32
Kegler g	4-12	0-3	0-0	2	2	8	0	30
Ready g	4-6	1-1	5-7	3	1	14	6	34
Carter g	4-15	0-7	2-2	3	2	10	2	37
Strugg	0-1	0-0	0-0	0	1	0	0	4
Singleton	2-4	1-2	0-0	1	1	5	0	13
Herard	1-1	0-0	0-0	4	1	2	0	16
Datcher	1-2	0-0	0-0	3	1	2	0	8
<b>TOTALS</b>	<b>24-52</b>	<b>2-15</b>	<b>15-20</b>	<b>31</b>	<b>13</b>	<b>65</b>	<b>9</b>	<b>200</b>

Halftime: MSU 28, NWST 28. FG%: MSU 46.2%, NWST 38.9%. 3FG%: MSU 13.3%, NWST 42.9%. FT%: MSU 75.0%, NWST 80.0%. Turnovers: MSU 13 (Ready 5), NWST 19 (Five players with 3). Blocked Shots: MSU 7 (Holman 5), NWST 0. Steals: MSU 11 (Ready 5), NWST 5 (Hall). Officials: Kipp Kissingner, Ray Natili, Jason Baker. Attendance: 6070.

## Game 7 — Dec. 1, 2016

Mississippi State 74  
Oregon State 57

Humphrey Coliseum • Starkville, MS

## Oregon State

Player	FG	3FG	FT	RB	PF	PT	A	Min
Eubanks f	0-4	0-0	5-6	12	1	5	0	33
N'diaye c	4-7	0-0	2-2	2	1	10	0	19
McLaughlin g	4-8	4-6	0-1	2	2	12	1	33
Thompson g	9-16	1-5	1-1	2	2	20	1	30
Stacy g	2-2	0-0	1-1	0	4	5	4	22
Dew	0-1	0-0	0-0	1	2	0	0	5
Dahlen	0-0	0-0	0-0	3	5	0	1	12
Sanders	0-0	0-0	0-0	0	1	0	0	7
Muller	0-1	0-1	0-0	0	1	0	1	11
Rakocevic	0-3	0-0	0-0	0	0	0	0	9
Manuel	2-3	1-1	0-0	0	0	5	0	19
<b>TOTALS</b>	<b>21-45</b>	<b>6-13</b>	<b>9-11</b>	<b>24</b>	<b>19</b>	<b>57</b>	<b>8</b>	<b>200</b>

## Mississippi State

Player	FG	3FG	FT	RB	PF	PT	A	Min
Holman f	2-7	1-1	2-2	7	1	7	1	26
Kegler g	4-5	2-2	2-3	3	1	12	1	28
W'Spoon g	6-7	4-5	5-6	4	3	21	0	30
Ready g	2-6	0-3	0-0	1	1	4	5	28
Carter g	2-6	1-2	3-4	3	0	8	0	25
Peters	3-6	2-3	2-2	1	4	10	3	15
Wright	3-4	1-2	3-4	3	1	10	1	19
Strugg	0-0	0-0	0-0	1	0	0	0	1
Davis	0-1	0-1	0-0	0	0	0	0	1
Singleton	0-0	0-0	0-0	0	0	0	0	1
Washington	0-0	0-0	0-0	0	1	0	0	1
Herard	0-2	0-0	2-4	4	2	2	0	21
Datcher	0-0	0-0	0-0	0	3	0	0	4
<b>TOTALS</b>	<b>22-44</b>	<b>11-19</b>	<b>19-25</b>	<b>29</b>	<b>17</b>	<b>74</b>	<b>11</b>	<b>200</b>

Halftime: MSU 45, OSU 19. FG%: MSU 50.0%, OSU 46.7%. 3FG%: MSU 57.9%, OSU 46.2%. FT%: MSU 76.0%, OSU 81.8%. Turnovers: MSU 17 (Weatherspoon, Ready 4), OSU 21 (Four with 4). Blocked Shots: MSU 2 (Holman, Carter), OSU 3 (N'diaye 2). Steals: MSU 17 (Ready 5), OSU 4 (McLaughlin 2). Officials: Antinio Petty, Keith Kimble, Gerry Pollard. Attendance: 7684.

## Game 8 — Dec. 4, 2016

Mississippi State 82  
Georgia State 60

Humphrey Coliseum • Starkville, MS

## Georgia State

Player	FG	3FG	FT	RB	PF	PT	A	Min
Hollowell f	2-5	0-1	0-0	7	3	4	1	26
Clayton f	3-5	0-0	0-0	3	2	6	2	22
Benlevi g	0-2	0-0	0-0	4	2	0	1	14
Williams g	6-12	4-8	0-1	5	1	16	1	27
Simonds g	2-5	0-3	3-3	5	0	7	0	23
Dennis	4-6	0-0	0-0	1	0	8	0	18
Donaldson	0-3	0-0	0-0	0	0	0	4	13
Clerkley	0-1	0-0	0-0	1	0	0	0	2
Seymour	4-8	2-2	0-0	1	1	10	0	20
Session	3-9	0-1	0-0	5	1	6	1	16
Mitchell	1-5	0-3	1-2	0	2	3	0	10
Thomas	0-1	0-1	0-0	2	3	0	0	9
<b>TOTALS</b>	<b>25-62</b>	<b>6-19</b>	<b>4-6</b>	<b>37</b>	<b>15</b>	<b>60</b>	<b>10</b>	<b>200</b>

## Mississippi State

Player	FG	3FG	FT	RB	PF	PT	A	Min
Holman f	3-7	0-1	1-2	4	3	7	0	15
Kegler g	6-13	4-8	0-0	4	1	16	3	30
W'Spoon g	5-12	2-8	2-2	3	4	14	3	27
Ready g	5-8	1-3	0-0	3	3	11	5	30
Carter g	0-3	0-2	2-2	3	1	2	2	24
Peters	9-12	6-9	0-0	6	2	24	4	26
Wright	0-4	0-2	0-0	2	0	0	0	16
Strugg	0-1	0-1	0-0	1	0	0	0	1
Davis	0-0	0-0	0-0	0	0	0	0	2
Singleton	0-1	0-0	0-0	0	1	0	0	2
Washington	0-0	0-0	0-0	0	0	0	0	2
Herard	3-4	0-0	2-3	7	0	8	0	18
Datcher	0-1	0-0	0-0	0	0	0	0	7
<b>TOTALS</b>	<b>31-66</b>	<b>13-34</b>	<b>7-9</b>	<b>37</b>	<b>15</b>	<b>82</b>	<b>17</b>	<b>200</b>

Halftime: MSU 44, GSU 36. FG%: MSU 47.0%, GSU 40.3%. 3FG%: MSU 38.2%, GSU 31.6%. FT%: MSU 77.8%, GSU 66.7%. Turnovers: MSU 11 (Weatherspoon, 3), GSU 18 (Hollowell, 4). Blocked Shots: MSU 4 (Herard, 2), GSU 5 (Hollowell, 3). Steals: MSU 9 (Weatherspoon, 4), GSU 3 (Three with 1). Officials: Tony Greene, Orlando Poole, Ken Washington. Attendance: 6,805.

## Game 9 — Dec. 14, 2016

East Tennessee State 67  
Mississippi State 65

Humphrey Coliseum • Starkville, MS

## East Tennessee State

Player	FG	3FG	FT	RB	PF	PT	A	Min
Banks f	0-0	0-0	0-0	1	2	0	0	18
Perea f	2-5	0-1	1-2	7	2	5	0	24
Cromer g	6-14	2-6	0-0	1	1	14	1	30
Bradford g	6-11	1-2	2-3	4	3	15	2	34
M'weather g	3-6	0-1	2-2	3	4	8	0	21
Payne	4-7	1-3	0-0	1	2	9	0	14
Burrell	3-4	2-2	0-0	6	4	8	0	15
Williams	1-2	1-2	0-0	0	1	3	0	12
Jurkin	0-3	0-0	0-1	3	1	0	0	9
Long	0-2	0-2	0-2	1	2	0	1	9
Glass	1-5	0-0	3-4	7	0	5	1	14
<b>TOTALS</b>	<b>26-59</b>	<b>7-19</b>	<b>8-14</b>	<b>36</b>	<b>22</b>	<b>67</b>	<b>5</b>	<b>200</b>

## Mississippi State

Player	FG	3FG	FT	RB	PF	PT	A	Min
Holman f	7-10	1-3	2-3	6	3	17	0	30
Kegler g	5-7	1-2	1-3	8	3	12	1	35
W'Spoon g	3-14	0-4	7-8	7	2	13	1	32
Ready g	0-4	0-1	0-0	2	1	0	4	33
Carter g	3-4	1-1	0-0	0	1	7	1	18
Peters	3-10	3-7	1-2	1	4	10	2	22
Wright	1-1	0-0	2-4	0	2	4	0	12
Herard	0-3	0-0	0-0	3	0	0	0	12
Datcher	1-2	0-0	0-0	4	1	2	0	6
<b>TOTALS</b>	<b>23-55</b>	<b>6-18</b>	<b>13-20</b>	<b>35</b>	<b>17</b>	<b>65</b>	<b>9</b>	<b>200</b>

Halftime: ETSU 31, MSU 29. FG%: MSU 41.8%, ETSU 44.1%. 3FG%: MSU 33.3%, ETSU 36.8%. FT%: MSU 65.0%, ETSU 57.1%. Turnovers: MSU 14 (Ready 4), ETSU 12 (Merriweather 3). Blocked Shots: MSU 5 (Holman 4), ETSU 4 (Jurkin 2). Steals: MSU 4 (Peters 3), ETSU 4 (Merriweather 2). Officials: Anthony Jordan, Sean Casey, Patrick Evans. Attendance 6479.

## Game 10 — Dec. 19, 2016

Mississippi State 86  
Southern Miss 44

Mississippi Coliseum • Jackson, MS

## Southern Miss

Player	FG	3FG	FT	RB	PF	PT	A	Min
Watts f	3-5	0-1	3-4	4	4	9	1	26
Rowe f	3-5	1-3	0-1	2	2	7	1	26
Campbell g	1-8	0-3	0-0	6	2	2	0	28
Ramey g	1-5	0-3	0-0	0	1	2	0	17
Holland g	1-8	1-5	0-0	2	2	3	0	28
Edwards	0-7	0-1	2-2	5	0	2	1	24
Richardson	1-3	1-3	0-0	2	2	3	1	12
Thomas	1-5	1-3	0-0	1	0	3	1	6
Clark	1-1	1-1	0-0	0	0	3	0	4
Conley	2-3	0-0	2-2	1	0	6	0	4
Davis	1-13	0-3	2-2	9	0	4	0	19
W'Spoon	0-2	0-0	0-0	0	0	0	1	6
<b>TOTALS</b>	<b>15-65</b>	<b>5-26</b>	<b>9-11</b>	<b>37</b>	<b>13</b>	<b>44</b>	<b>6</b>	<b>200</b>

## Mississippi State

Player	FG	3FG	FT	RB	PF	PT	A	Min
Holman f	2-7	0-2	1-1	11	0	5	0	20
Kegler g	2-6	1-4	0-0	7	3	5	1	19
W'Spoon g	4-8	4-4	4-4	1	2	16	2	26
Ready g	3-5	0-0	0-0	4	0	6	8	25
Carter g	3-5	3-5	2-2	4	0	11	1	22
Peters	5-11	4-7	1-1	3	3	15	5	23
Stapleton	3-5	2-2	0-0	1	2	8	0	11
Strugg	1-2	1-2	0-0	0	1	3	0	6
Davis	2-3	2-2	0-0	0	0	6	1	5
Singleton	0-1	0-1	0-0	0	0	0	1	6
Washington	0-0	0-0	0-0	0	0	0	0	6
Herard	3-4	0-0	1-4	12	2	7	2	23
Datcher	1-2	0-0	2-2	3	3	4	0	8
<b>TOTALS</b>	<b>29-59</b>	<b>17-29</b>	<b>11-14</b>	<b>46</b>	<b>16</b>	<b>86</b>	<b>21</b>	<b>200</b>

Halftime: MSU 39, USM 25. FG%: MSU 49.2%, USM 23.1%. 3FG%: MSU 58.6%, USM 19.2%. FT%: MSU 78.6%, USM 81.8%. Turnovers: MSU 14 (Strugg, 3), USM 15 (Watts, 4). Blocked Shots: MSU 11 (Four with 2), USM 1 (Davis). Steals: MSU 9 (Ready, 4), USM 6 (Edwards 2). Officials: Don Daily, Orlandis Poole, Alfred Smith. Attendance: 4031.

## Game 11 — Dec. 22, 2016

Mississippi State 85  
Morehead State 76

Humphrey Coliseum • Starkville, MS

## Morehead State

Player	FG	3FG	FT	RB	PF	PT	A	Min
Williams f	3-4	0-0	0-0	2	2	6	1	20

## Game 12 — Dec. 29, 2016

Mississippi State 77  
UMKC 54

Humphrey Coliseum • Starkville, MS

UMKC												
Player	FG	3FG	FT	RB	PF	PT	A	Min				
Steward	f 4-13	0-4	7-8	4	1	15	0	34				
Clark	f 3-7	0-0	0-0	3	2	6	1	13				
Tillman	c 0-0	0-0	0-0	8	1	0	0	24				
Boyd	g 3-14	2-6	6-7	5	4	14	0	28				
Robinson	g 0-1	0-0	0-0	1	1	0	1	9				
Bishop	2-6	2-5	0-1	0	1	6	0	16				
King	1-2	0-1	1-2	2	0	3	1	13				
Ross	3-9	1-7	0-2	5	1	7	2	20				
Giles	0-0	0-0	0-0	0	2	0	0	8				
Leach	0-0	0-0	0-0	1	1	0	1	5				
Newbill	1-6	0-1	1-2	4	2	3	1	22				
Leek	0-2	0-2	0-0	1	3	0	0	8				
<b>TOTALS</b>	<b>17-60</b>	<b>5-26</b>	<b>15-22</b>	<b>38</b>	<b>19</b>	<b>54</b>	<b>7</b>	<b>200</b>				

Mississippi State												
Player	FG	3FG	FT	RB	PF	PT	A	Min				
Holman	f 1-3	0-0	0-1	6	3	2	3	21				
Kegler	g 2-8	2-4	2-3	7	1	8	0	25				
W'Spoon	g 9-15	5-8	2-5	7	2	25	4	25				
Ready	g 3-6	0-2	0-0	2	1	6	5	25				
Carter	g 4-9	3-4	0-0	4	0	11	0	27				
Peters	3-5	0-1	1-3	1	5	7	2	22				
Wright	0-0	0-0	0-0	2	1	0	0	14				
Stapleton	3-7	1-3	2-4	2	1	9	1	18				
Strugg	0-0	0-0	0-0	1	0	0	0	1				
Davis	1-1	0-0	0-0	0	0	2	0	2				
Washington	1-2	0-1	0-0	0	2	2	0	2				
Herard	2-2	0-0	1-2	8	2	5	0	15				
Datcher	0-0	0-0	0-0	2	2	0	0	3				
<b>TOTALS</b>	<b>29-58</b>	<b>11-23</b>	<b>8-18</b>	<b>46</b>	<b>18</b>	<b>77</b>	<b>15</b>	<b>200</b>				

Halftime: MSU 44, UMKC 28. FG%: MSU 50.0%, UMKC 28.3%. 3FG%: MSU 47.8%, UMKC 19.2%. FT%: MSU 44.4%, UMKC 68.2%. Turnovers: MSU 15 (Holman, 3), UMKC 13 (Boyd, Newbill 3). Blocked Shots: MSU 5 (Holman 3), UMKC 1 (Clark). Steals: MSU 6 (Stapleton, Kegler 2), UMKC 5 (Steward, Boyd 2). Officials: Byron Jarrett, Patrick Evans, Glenn Tuitt. Attendance: 7,109.

## Game 13 — Jan. 3, 2017

Alabama 68  
Mississippi State 58

Humphrey Coliseum • Starkville, MS

Alabama												
Player	FG	3FG	FT	RB	PF	PT	A	Min				
Key	f 3-5	1-2	2-2	6	4	9	1	20				
Hall	f 3-5	0-0	0-1	5	1	6	0	20				
Norris	g 3-9	1-4	4-4	2	4	11	1	32				
Johnson	g 5-15	1-4	2-2	5	3	13	0	32				
Ingram	g 4-8	0-0	5-6	9	1	13	4	35				
Collins	1-4	0-1	0-0	2	0	2	18					
Taylor	3-4	0-0	3-3	3	4	9	0	19				
Hale	1-3	0-2	0-2	2	1	2	0	8				
Olaniyan	1-1	0-0	1-2	6	2	3	1	16				
<b>TOTALS</b>	<b>24-54</b>	<b>3-13</b>	<b>17-22</b>	<b>43</b>	<b>20</b>	<b>68</b>	<b>9</b>	<b>200</b>				

Mississippi State												
Player	FG	3FG	FT	RB	PF	PT	A	Min				
Herard	f 0-1	0-0	4-4	5	4	4	0	16				
Stapleton	g 2-5	0-2	1-2	1	2	5	0	14				
Kegler	g 4-9	0-5	4-6	7	2	12	0	33				
W'Spoon	g 2-11	1-6	2-2	5	4	7	2	33				
Ready	g 2-5	0-0	2-2	1	1	6	3	34				
Peters	4-9	1-4	0-0	1	5	9	4	21				
Wright	0-0	0-0	0-0	0	0	0	0	1				
Carter	4-7	2-3	0-0	1	0	10	1	23				
Holman	1-5	0-1	3-4	5	4	5	1	25				
<b>TOTALS</b>	<b>19-52</b>	<b>4-21</b>	<b>16-20</b>	<b>26</b>	<b>22</b>	<b>58</b>	<b>11</b>	<b>200</b>				

Halftime: UA 32, MSU 20. FG%: MSU 36.5%, UA 44.4%. 3FG%: MSU 19.0%, UA 23.1%. FT%: MSU 80.0%, UA 77.3%. Turnovers: MSU 13 (Weatherspoon, Herard 4), UA 16 (Key 5). Blocked Shots: MSU 4 (Holman 4), UA 3 (Three players with 1). Steals: MSU 7 (Ready, Peters 2), UA 3 (Key, 3). Officials: Doug Simons, Roger Ayers, Bart Lemox. Attendance 7,452.

## Game 14 — Jan. 7, 2017

Mississippi State 95  
LSU 78

Maravich Assembly Center • Baton Rouge, LA

Mississippi State												
Player	FG	3FG	FT	RB	PF	PT	A	Min				
Herard	f 4-6	0-0	0-0	4	1	8	1	17				
Holman	f 4-9	2-3	7-9	9	1	17	1	26				
Peters	g 4-10	2-5	5-6	1	2	15	5	27				
Kegler	g 2-7	2-5	5-6	7	3	11	0	27				
W'Spoon	g 6-11	1-3	1-2	7	2	14	1	33				
Wright	4-4	1-1	0-2	0	1	9	0	11				
Stapleton	2-3	0-1	0-0	0	0	4	0	4				
Ready	5-6	3-4	0-0	6	2	13	8	26				
Carter	0-1	0-0	0-0	2	0	0	1	15				
Datcher	2-4	0-0	0-0	2	3	4	0	14				
<b>TOTALS</b>	<b>33-61</b>	<b>11-21</b>	<b>18-25</b>	<b>40</b>	<b>15</b>	<b>95</b>	<b>17</b>	<b>200</b>				

LSU												
Player	FG	3FG	FT	RB	PF	PT	A	Min				
Reath	f 8-14	1-3	2-3	13	3	19	1	32				
Epps	f 1-3	0-1	0-0	4	2	2	1	18				
Sampson	g 3-10	0-5	0-0	0	1	6	0	19				
Blakeney	g 6-11	1-4	4-7	4	3	17	2	31				
Mays	g 4-8	2-3	0-0	3	2	10	5	23				
Robinson	0-0	0-0	0-0	0	1	0	0	2				
Haywood	2-3	2-2	2-2	1	3	8	0	14				
Jenkins	2-6	1-2	0-0	1	0	5	0	13				
Patterson	2-9	2-6	0-1	3	0	6	6	27				
Bridgewater	0-0	0-0	1-2	1	0	1	0	1				
Sims	1-8	0-1	2-2	5	1	4	0	20				
<b>TOTALS</b>	<b>29-72</b>	<b>9-27</b>	<b>11-17</b>	<b>39</b>	<b>17</b>	<b>78</b>	<b>15</b>	<b>200</b>				

Halftime: MSU 52, LSU 33. FG%: MSU 54.1%, LSU 40.3%. 3FG%: MSU 50.0%, LSU 33.3%. FT%: MSU 72.0%, LSU 64.7%. Turnovers: MSU 14 (Weatherspoon, 6), LSU 14 (Epps 4). Blocked Shots: MSU 6 (Three with 2), LSU 5 (Reath 3). Steals: MSU 7 (Weatherspoon 3), LSU 4 (Mays 2). Officials: Antinino Petty, Brian Shey, Sean Casey. Attendance 7,626.

## Game 15 — Jan. 10, 2017

Mississippi State 84  
Arkansas 78

Bud Walton Arena • Fayetteville, AR

Mississippi State												
Player	FG	3FG	FT	RB	PF	PT	A	Min				
Holman	f 5-10	1-2	2-4	11	1	13	1	29				
Herard	c 1-3	0-0	2-5	4	3	4	0	15				
Peters	g 5-12	4-10	0-0	3	1	14	2	30				
Kegler	g 2-5	0-2	3-6	3	4	7	5	28				
W'Spoon	g 8-11	6-7	3-4	6	2	25	2	34				
Wright	1-2	0-0	0-0	2	1	2	0	3				
Stapleton	1-4	0-2	6-7	7	2	8	0	14				
Ready	1-3	6-6	6-6	3	1	8	4	30				
Carter	1-4	1-3	0-0	0	1	3	0	10				
Datcher	0-1	0-0	0-0	2	1	0	0	7				
<b>TOTALS</b>	<b>25-55</b>	<b>12-26</b>	<b>22-32</b>	<b>41</b>	<b>17</b>	<b>84</b>	<b>14</b>	<b>200</b>				

LSU									
Player		FG	3FG	FT	RB	PF	PT	A	Min
Cook	f	1-3	0-0	1-2	3	2	3	1	11
Kingsley	f	7-12	1-2	4-6	4	5	19	0	29
Barford	g	4-8	0-3	2-3	5	3	10	1	23
Macon	g	3-7	1-4	1-1	1	2	8	2	24
Watkins	g	1-2	0-0	0-0	0	1	2	2	18
Thompson		0-0	0-0	0-0	2	3	0	3	10
Bailey		0-0	0-0	0-0	0	0	0	0	1
Hannahs		6-13	3-7	2-2	3	2	17	1	27
Thomas		2-4	0-0	4-8	7	1	8	0	26
Jones		0-1	0-1	0-0	0	0	0	0	5
Beard		4-9	2-4	1-1	2	2	11	2	26
TOTALS		28-59	7-21	25-23	29	21	78	12	200

**Game 18 — Jan. 21, 2017**

Tennessee 91  
Mississippi State 74

Thompson Boling Arena • Knoxville, TN

**Mississippi State**

Player	FG	3FG	FT	RB	PF	PT	A	Min
Holman f	2-6	0-3	0-2	6	1	4	0	18
Herard c	5-8	0-0	4-8	11	3	14	0	20
Peters g	4-10	1-5	2-2	2	2	11	7	26
W'Spoon g	3-8	1-2	4-5	1	2	11	0	29
Kegler g	3-6	2-3	2-2	3	2	10	0	25
Singleton	0-0	0-0	0-0	0	0	0	0	1
Ready	2-7	0-1	4-4	2	1	8	4	26
Wright	2-3	0-1	0-1	5	5	4	0	13
Carter	4-6	1-3	0-0	0	0	9	0	16
Stapleton	1-4	0-2	1-4	2	4	3	0	17
Datcher	0-1	0-0	0-0	2	4	0	0	9
<b>TOTALS</b>	<b>26-59</b>	<b>5-20</b>	<b>17-28</b>	<b>35</b>	<b>24</b>	<b>74</b>	<b>11</b>	<b>200</b>

**Tennessee**

Player	FG	3FG	FT	RB	PF	PT	A	Min
Alexander f	2-6	0-0	1-2	4	0	5	0	14
Williams f	6-15	1-2	4-7	2	3	17	0	24
Bowden f	3-9	2-5	6-9	7	2	14	2	24
Bone g	3-9	0-2	2-4	6	0	8	4	24
Hubbs III g	8-11	1-1	2-2	5	4	19	3	33
Turner	3-4	2-3	0-2	3	1	8	6	18
Parker	0-1	0-0	0-0	0	0	0	1	7
Evans	1-4	0-1	3-7	9	1	5	3	25
Phillips	0-2	0-1	0-0	2	2	0	0	11
Woodson	0-0	0-0	0-0	0	0	0	0	3
Schofield	5-6	1-2	4-4	7	5	15	1	17
<b>TOTALS</b>	<b>31-67</b>	<b>7-17</b>	<b>22-37</b>	<b>49</b>	<b>18</b>	<b>91</b>	<b>20</b>	<b>200</b>

Halftime: UT 37, MSU 34. FG%: MSU 46.3%, UT 44.1%. 3FG%: MSU 41.2%, UT 25.0%. FT%: MSU 59.5%, UT 60.7%. Turnovers: MSU 11 (Weather-spoon 3), UT 7 (Bone, Turner 2). Blocked Shots: MSU 4 (Holman 2), UT 5 (Evans, 2). Steals: MSU 4 (Ready 2), UT 4 (Four with 1). Officials: Doug Shows, Sean Casey, Kerby Sitton. Attendance 13,917.

**Game 19 — Jan. 25, 2017**

Mississippi State  
Missouri

Humphrey Coliseum • Starkville, MS

**Game 20 — Jan. 28, 2017**

Mississippi State  
Alabama

Coleman Coliseum • Tuscaloosa, AL

**Game 21 — Jan. 31, 2017**

Mississippi State  
Ole Miss

The Pavilion • Oxford, MS

**Game 22 — Feb. 4, 2017**

Mississippi State 86  
Tennessee 44

Humphrey Coliseum • Starkville, MS

**Game 23 — Feb. 7, 2017**

Mississippi State  
Auburn

Auburn Arena • Auburn, AL



**2016-17 Mississippi State Stats**  
**Mississippi State Combined Team Statistics (as of Jan 21, 2017)**  
**All games**



RECORD:	OVERALL	HOME	AWAY	NEUTRAL
ALL GAMES	12-6	7-4	2-1	3-1
CONFERENCE	3-3	1-2	2-1	0-0
NON-CONFERENCE	9-3	6-2	0-0	3-1

#	Player	gp-gs	min	avg	Total		3-Point		F-Throw		Rebounds											
					fg-fga	fg%	3fg-fga	3fg%	ft-fa	ft%	off	def	tot	avg	pf	dq	a	to	blk	stl	pts	avg
11	Q Weatherspoon	16-16	501	31.3	93-189	.492	34-75	.453	56-71	.789	23	47	70	4.4	38	1	31	37	5	31	276	17.3
01	Lamar Peters	16-6	385	24.1	59-135	.437	34-82	.415	29-36	.806	4	30	34	2.1	43	2	49	28	3	15	181	11.3
35	Aric Holman	18-17	450	25.0	65-128	.508	7-28	.250	37-54	.685	37	81	118	6.6	39	1	13	28	41	14	174	9.7
15	IJ Ready	18-13	534	29.7	62-130	.477	10-33	.303	39-45	.867	5	44	49	2.7	23	0	86	33	0	34	173	9.6
04	Mario Kegler	18-17	499	27.7	59-144	.410	21-64	.328	31-52	.596	20	79	99	5.5	39	0	15	31	3	11	170	9.4
23	Tyson Carter	18-12	412	22.9	47-119	.395	26-68	.382	23-26	.885	2	35	37	2.1	15	0	16	9	2	15	143	7.9
34	Schnider Herard	18-6	305	16.9	32-56	.571	0-0	.000	26-50	.520	31	63	94	5.2	40	1	5	28	6	1	90	5.0
03	Xavian Stapleton	9-2	117	13.0	19-42	.452	5-18	.278	13-21	.619	5	11	16	1.8	22	1	1	6	3	10	56	6.2
02	Eli Wright	17-1	206	12.1	16-37	.432	2-14	.143	14-22	.636	6	17	23	1.4	27	1	5	6	2	7	48	2.8
45	E.J. Datcher	17-0	130	7.6	7-19	.368	0-0	.000	3-6	.500	9	23	32	1.9	37	1	1	5	12	4	17	1.0
12	Drew Davis	4-0	10	2.5	3-5	.600	2-3	.667	0-0	.000	0	0	0	0.0	0	0	1	2	0	0	8	2.0
13	Nick Singleton	6-0	25	4.2	2-6	.333	1-3	.333	0-0	.000	1	2	3	0.5	2	0	1	1	1	1	5	0.8
05	Joe Strugg	6-0	15	2.5	1-4	.250	1-3	.333	0-0	.000	0	3	3	0.5	2	0	0	4	0	0	3	0.5
20	Miles Washington	4-0	11	2.8	1-2	.500	0-1	.000	0-0	.000	0	0	0	0.0	1	0	0	0	1	0	2	0.5
Team											20	28	48					8				
Total.....		18	3600		466-1016	.459	143-392	.365	271-383	.708	163	463	626	34.8	328	8	224	226	79	143	1346	74.8
Opponents.....		18	3600		459-1063	.432	113-356	.317	217-320	.678	204	453	657	36.5	339	-	201	261	51	81	1248	69.3

TEAM STATISTICS	MS	OPP	Date	Opponent	Score	Att.
SCORING	1346	1248	11-11-16	NORFOLK STATE	w 78-74	4467
Points per game	74.8	69.3	11-17-17	vs UCF	L 61-86	3430
Scoring margin	+5.4	-	11-18-16	vs Boise State	w 80-68	3517
FIELD GOALS-ATT	466-1016	459-1063	11-20-16	vs UTEP	w 61-54	1293
Field goal pct	.459	.432	11-25-16	LEHIGH	L 73-87	6697
3 POINT FG-ATT	143-392	113-356	11-28-16	NORTHWESTERN STATE	w 65-59	6070
3-point FG pct	.365	.317	12-01-16	OREGON STATE	w 74-57	7684
3-pt FG made per game	7.9	6.3	12-04-16	GEORGIA STATE	w 82-60	6805
FREE THROWS-ATT	271-383	217-320	12-14-16	EAST TENNESSEE STATE	L 65-67	6479
Free throw pct	.708	.678	12-19-16	vs USM	w 86-44	4031
F-Throws made per game	15.1	12.1	12-22-16	MOREHEAD STATE	w 85-76	8328
REBOUNDS	626	657	12-29-16	MISSOURI-KANSAS CITY	w 77-54	7109
Rebounds per game	34.8	36.5	* 01-03-17	ALABAMA	L 58-68	7452
Rebounding margin	-1.7	-	* 01-07-17	at LSU	w 95-78	7626
ASSISTS	224	201	* 01-10-17	at Arkansas	w 84-78	15111
Assists per game	12.4	11.2	* 01-14-17	TEXAS A&M	w 67-59	8588
TURNOVERS	226	261	* 01-17-17	KENTUCKY	L 81-88	9768
Turnovers per game	12.6	14.5	* 01-21-17	at Tennessee	L 74-91	13917
Turnover margin	+1.9	-	* - Conference game			
Assist/turnover ratio	1.0	0.8				
STEALS	143	81				
Steals per game	7.9	4.5				
BLOCKS	79	51				
Blocks per game	4.4	2.8				
ATTENDANCE	79447	48925				
Home games-Avg/Game	11-7222	3-12218				
Neutral site-Avg/Game	-	4-3068				

Score by Periods	1st	2nd	Totals
Mississippi State	633	713	1346
Opponents	606	642	1248

**2016-17 Mississippi State Stats**  
**Mississippi State Combined Team Statistics (as of Jan 21, 2017)**  
**Conference games**



<b>RECORD:</b>	<b>OVERALL</b>	<b>HOME</b>	<b>AWAY</b>	<b>NEUTRAL</b>
ALL GAMES	3-3	1-2	2-1	0-0
CONFERENCE	3-3	1-2	2-1	0-0
NON-CONFERENCE	0-0	0-0	0-0	0-0

##	Player	gp-gs	min	avg	Total		3-Point		F-Throw		Rebounds				pf	dq	a	to	blk	stl	pts	avg
					fg-fga	fg%	3fg-fga	3fg%	ft-fta	ft%	off	def	tot	avg								
01	Lamar Peters	6-5	170	28.3	27-64	.422	11-34	.324	23-27	.852	2	14	16	2.7	14	1	24	15	0	9	88	14.7
11	Q Weatherspoon	6-6	189	31.5	30-61	.492	13-28	.464	12-17	.706	9	14	23	3.8	17	1	8	17	2	11	85	14.2
04	Mario Kegler	6-6	173	28.8	18-44	.409	5-20	.250	16-27	.593	5	28	33	5.5	15	0	7	11	2	2	57	9.5
35	Aric Holman	6-5	160	26.7	18-41	.439	4-11	.364	14-21	.667	12	28	40	6.7	14	0	5	8	15	3	54	9.0
34	Schnider Herard	6-6	103	17.2	18-29	.621	0-0	.000	17-29	.586	14	19	33	5.5	20	1	1	14	1	0	53	8.8
15	IJ Ready	6-1	173	28.8	13-26	.500	3-6	.500	16-16	1.000	0	15	15	2.5	6	0	25	10	0	12	45	7.5
03	Xavian Stapleton	6-1	73	12.2	11-26	.423	1-11	.091	11-17	.647	4	6	10	1.7	17	1	0	4	0	4	34	5.7
23	Tyson Carter	6-0	77	12.8	9-21	.429	4-12	.333	0-0	.000	0	4	4	0.7	1	0	3	1	0	2	22	3.7
02	Eli Wright	6-0	39	6.5	8-11	.727	1-2	.500	0-3	.000	2	5	7	1.2	9	1	0	0	1	2	17	2.8
45	E.J. Datcher	5-0	42	8.4	2-7	.286	0-0	.000	0-0	.000	2	4	6	1.2	14	0	1	2	3	2	4	0.8
13	Nick Singleton	1-0	1	1.0	0-0	.000	0-0	.000	0-0	.000	0	0	0	0.0	0	0	0	0	0	0	0	0.0
Team											2	8	10					4				
Total.....		6	1200		154-330	.467	42-124	.339	109-157	.694	52	145	197	32.8	127	5	74	86	24	47	459	76.5
Opponents.....		6	1200		168-369	.455	34-110	.309	92-143	.643	86	150	236	39.3	119	-	82	85	22	30	462	77.0

TEAM STATISTICS	MS	OPP
SCORING	459	462
Points per game	76.5	77.0
Scoring margin	-0.5	-
FIELD GOALS-ATT	154-330	168-369
Field goal pct	.467	.455
3 POINT FG-ATT	42-124	34-110
3-point FG pct	.339	.309
3-pt FG made per game	7.0	5.7
FREE THROWS-ATT	109-157	92-143
Free throw pct	.694	.643
F-Throws made per game	18.2	15.3
REBOUNDS	197	236
Rebounds per game	32.8	39.3
Rebounding margin	-6.5	-
ASSISTS	74	82
Assists per game	12.3	13.7
TURNOVERS	86	85
Turnovers per game	14.3	14.2
Turnover margin	-0.2	-
Assist/turnover ratio	0.9	1.0
STEALS	47	30
Steals per game	7.8	5.0
BLOCKS	24	22
Blocks per game	4.0	3.7
ATTENDANCE	25808	36654
Home games-Avg/Game	3-8603	3-12218
Neutral site-Avg/Game	-	0-0

Date	Opponent		Score	Att.
* 01-03-17	ALABAMA	L	58-68	7452
* 01-07-17	at LSU	W	95-78	7626
* 01-10-17	at Arkansas	W	84-78	15111
* 01-14-17	TEXAS A&M	W	67-59	8588
* 01-17-17	KENTUCKY	L	81-88	9768
* 01-21-17	at Tennessee	L	74-91	13917

\* - Conference game

Score by Periods	1st	2nd	Totals
Mississippi State	205	254	459
Opponents	206	256	462

**2016-17 Mississippi State Stats**  
**Mississippi State Game-by-Game Highs (as of Jan 21, 2017)**  
**All games**



Opponent	Date	Score	Points	Rebounds	Assists	Steals	Blocked shots
NORFOLK STATE	11-11-16	78-74	22-Q Weatherspoon	11-Aric Holman	7-IJ Ready	2-Aric Holman	5-Aric Holman
vs UCF	11-17-17	61-86	19-Q Weatherspoon	7-Aric Holman Q Weatherspoon	4-IJ Ready Q Weatherspoon	2-Tyson Carter Mario Kegler	3-E.J. Datcher
vs Boise State	11-18-16	80-68	25-Q Weatherspoon	7-Schnider Herard	6-IJ Ready	4-Q Weatherspoon	None
vs UTEP	11-20-16	61-54	18-Aric Holman	8-Mario Kegler	4-Lamar Peters	2-Q Weatherspoon Aric Holman	1-Eli Wright
LEHIGH	11-25-16	73-87	20-IJ Ready	9-Mario Kegler	5-IJ Ready	2-Tyson Carter	1-E.J. Datcher Aric Holman Tyson Carter
NORTHWESTERN STATE	11-28-16	65-59	14-IJ Ready	7-Aric Holman Eli Wright	6-IJ Ready	5-IJ Ready	5-Aric Holman
OREGON STATE	12-01-16	74-57	21-Q Weatherspoon	7-Aric Holman	5-IJ Ready	5-IJ Ready	1-Tyson Carter Aric Holman
GEORGIA STATE	12-04-16	82-60	24-Lamar Peters	7-Schnider Herard	5-IJ Ready	4-Q Weatherspoon	2-Schnider Herard
EAST TENNESSEE STATE	12-14-16	65-67	17-Aric Holman	8-Mario Kegler	4-IJ Ready	3-Lamar Peters	4-Aric Holman
vs USM	12-19-16	86-44	16-Q Weatherspoon	12-Schnider Herard	8-IJ Ready	4-IJ Ready	2-E.J. Datcher Schnider Herard Lamar Peters Aric Holman
MOREHEAD STATE	12-22-16	85-76	27-Q Weatherspoon	7-Mario Kegler	3-IJ Ready Q Weatherspoon	2-Q Weatherspoon Xavian Stapleton	3-Aric Holman
MISSOURI-KANSAS CITY	12-29-16	77-54	25-Q Weatherspoon	8-Schnider Herard	5-IJ Ready	2-Xavian Stapleton Mario Kegler	3-Aric Holman
ALABAMA	01-03-17	58-68	12-Mario Kegler	7-Mario Kegler	4-Lamar Peters	2-Lamar Peters IJ Ready	4-Aric Holman
at LSU	01-07-17	95-78	17-Aric Holman	9-Aric Holman	8-IJ Ready	3-Q Weatherspoon	2-Q Weatherspoon E.J. Datcher Aric Holman
at Arkansas	01-10-17	84-78	25-Q Weatherspoon	11-Aric Holman	5-Mario Kegler	5-IJ Ready	2-Aric Holman
TEXAS A&M	01-14-17	67-59	16-Schnider Herard	5-Mario Kegler Aric Holman	5-IJ Ready	5-Lamar Peters	3-Aric Holman
KENTUCKY	01-17-17	81-88	25-Lamar Peters	8-Mario Kegler	2-Aric Holman Mario Kegler Q Weatherspoon Lamar Peters	4-Q Weatherspoon	2-Aric Holman
at Tennessee	01-21-17	74-91	14-Schnider Herard	11-Schnider Herard	7-Peters, Lamar	2-IJ Ready	2-Aric Holman

**2016-17 Mississippi State Stats**  
**Mississippi State Team Game-by-Game Comparison (as of Jan 21, 2017)**  
**All games**














Opponent	1st	2nd	Score	Mar	Total FG	FG Pct	3-Pointers	3FG Pct	Free Throws	FT Pct	Rebounds	Assist	T/Over	Block	Steal	Fouls
NORFOLK STATE	39/39	39/35	78-74	+4	28-60/26-57	.467/.456	11-23/5-15	.478/.333	11-17/17-26	.647/.654	38/35 +3	15/11	13/12	8/5	4/5	22/21
UCF	33/53	28/33	61-86	(25)	20-62/32-64	.323/.500	6-24/5-15	.250/.333	15-20/17-26	.750/.654	35/49 (14)	10/18	10/10	5/3	8/4	21/16
Boise State	37/29	43/39	80-68	+12	28-57/27-55	.491/.491	5-21/7-25	.238/.280	19-23/7-10	.826/.700	35/27 +8	13/10	10/17	0/1	13/3	16/23
UTEP	33/33	28/21	61-54	+7	21-52/19-51	.404/.373	7-20/4-22	.350/.182	12-14/12-20	.857/.600	34/34 -	12/10	8/12	1/2	5/2	20/18
LEHIGH	29/38	44/49	73-87	(14)	26-63/34-66	.413/.515	7-22/11-26	.318/.423	14-17/8-8	.824/1000	32/39 (7)	8/16	10/11	3/2	5/6	13/14
NORTHWESTERN STATE	28/28	37/31	65-59	+6	24-52/21-54	.462/.389	2-15/9-21	.133/.429	15-20/8-10	.750/.800	31/33 (2)	9/8	13/19	7/0	11/5	13/18
OREGON STATE	45/19	29/38	74-57	+17	22-44/21-45	.500/.467	11-19/6-13	.579/.462	19-25/9-11	.760/.818	29/24 +5	11/8	17/21	2/3	17/4	17/19
GEORGIA STATE	44/36	38/24	82-60	+22	31-66/25-62	.470/.403	13-34/6-19	.382/.316	7-9/4-6	.778/.667	38/37 +1	17/10	11/18	4/5	9/3	15/15
EAST TENNESSEE STATE	26/31	39/36	65-67	(2)	23-55/26-59	.418/.441	6-18/7-19	.333/.368	13-20/8-14	.650/.571	35/36 (1)	9/5	14/12	5/4	4/4	17/22
USM	39/25	47/19	86-44	+42	29-59/15-65	.492/.231	17-29/5-26	.586/.192	11-14/9-11	.786/.818	46/37 +9	21/6	14/15	11/1	9/6	16/13
MOREHEAD STATE	31/41	54/35	85-76	+9	31-58/28-56	.534/.500	5-20/9-19	.250/.474	18-29/11-13	.621/.846	30/32 (2)	10/10	5/16	4/2	5/4	13/22
MISSOURI-KANSAS CITY	44/28	33/26	77-54	+23	29-58/17-60	.500/.283	11-23/5-26	.478/.192	8-18/15-22	.444/.682	46/38 +8	15/7	15/13	5/1	6/5	18/19
ALABAMA	20/32	38/36	58-68	(10)	19-52/24-54	.365/.444	4-21/3-13	.190/.231	16-20/17-22	.800/.773	26/43 (17)	11/9	13/17	4/3	7/3	22/20
LSU	52/33	43/45	95-78	+17	33-61/29-72	.541/.403	11-22/9-27	.500/.333	18-25/11-17	.720/.647	40/39 +1	17/15	14/14	6/5	7/4	15/17
Arkansas	40/34	44/44	84-78	+6	25-55/28-59	.455/.475	12-26/7-21	.462/.333	22-32/15-23	.688/.652	41/29 +12	14/12	16/9	2/0	8/9	17/21
TEXAS A&M	25/24	42/35	67-59	+8	19-44/23-52	.432/.442	5-18/1-14	.278/.071	24-30/12-20	.800/.600	23/38 (15)	11/10	13/22	5/3	11/5	21/19
KENTUCKY	34/46	47/42	81-88	(7)	32-59/33-65	.542/.508	5-17/7-18	.294/.389	12-22/15-24	.545/.625	32/38 (6)	10/16	19/16	3/6	10/5	28/24
Tennessee	34/37	40/54	74-91	(17)	26-59/31-67	.441/.463	5-20/7-17	.250/.412	17-28/22-37	.607/.595	35/49 (14)	11/20	11/7	4/5	4/4	24/18

Note: Game totals are displayed in the format TEAM/OPPONENT for each category



## 2016-17 MISSISSIPPI STATE PLAYER BREAKDOWN

1		<b>Lamar Peters</b> Fr   G   6-0   188   New Orleans, LA	<b>MIN</b> 24.1	<b>PTS</b> 11.3	<b>RBS</b> 2.1	<b>AST</b> 3.1	<b>FG%</b> .437	<b>3FG%</b> .415	<b>FT%</b> .806	<b>Notes:</b> Appeared in 10 non-conference games and averaged 9.3 points. Had 24 points vs. Georgia State with six 3-pointers. Started last five SEC games, beginning with LSU and totaled 15 points and 5 assists. Had 14 points vs. Arkansas. Scored in double-digits 11 times, including 14 vs. Texas A&M on 11-of-11 shooting at FTL to go along with his 5 steals. Had a career-high 25 points and 7 rebounds against Kentucky. Career-high 7 assists at UT. 3rd in the SEC in 3FG%.
2		<b>Eli Wright</b> Fr   G   6-4   203   Owensboro, KY	<b>MIN</b> 12.1	<b>PTS</b> 2.8	<b>RBS</b> 1.4	<b>AST</b> 0.3	<b>FG%</b> .432	<b>3FG%</b> .143	<b>FT%</b> .636	<b>Notes:</b> Appeared in 11 non-conference games and averaged 2.8 points, with a career-best 11 coming against Northwestern State. Had 9 points at LSU. Played 3 minutes vs. Arkansas and Texas A&M. Scored in double-digits twice. Played SEC-high 13 minutes at UT and had 4 points and 5 rebounds.
3		<b>Xavian Stapleton</b> So   G   6-6   207   Flora, MS	<b>MIN</b> 13.0	<b>PTS</b> 6.2	<b>RBS</b> 1.8	<b>STL</b> 1.1	<b>FG%</b> .452	<b>3FG%</b> .278	<b>FT%</b> .619	<b>Notes:</b> Sat out the first nine games recovering from a torn left ACL. First game at MSU came against USM, where he had 8 points, 2 steals. Season-high 9 points came against UMKC. Averaged 7.3 points in non-conference games. Had 8 points and 7 rebounds vs. Arkansas. 9 points, 1 steal vs. Kentucky. 3 points, 2 rebounds at UT.
4		<b>Mario Kegler</b> Fr   G   6-7   220   Jackson, MS	<b>MIN</b> 27.7	<b>PTS</b> 9.4	<b>RBS</b> 5.5	<b>AST</b> 0.8	<b>FG%</b> .410	<b>3FG%</b> .328	<b>FT%</b> .596	<b>Notes:</b> Started 11 of the 12 games non-conference games and averaged 9.4 points. Has scored in double-digits eight times, with season-high 16 points coming against Georgia State. Season-high 9 rebounds vs. Lehigh. After having 12 points vs. Alabama, poured in 11 at Arkansas. 13 points, 8 rebounds against Kentucky. 10 points at UT.
5		<b>Joe Strugg</b> Fr   F   6-9   196   Montgomery, AL	<b>MIN</b> 2.5	<b>PTS</b> 0.5	<b>RBS</b> 0.5	<b>AST</b> ---	<b>FG%</b> .250	<b>3FG%</b> .333	<b>FT%</b> ---	<b>Notes:</b> Appeared in six games and averaged 0.5 points and 0.5 rebounds. Made collegiate debut vs. UCF and logged 2 minutes. Hasn't appeared in any SEC games.
11		<b>Quinnndary Weatherspoon</b> So   G   6-4   205   Canton, MS	<b>MIN</b> 31.3	<b>PTS</b> 17.3	<b>RBS</b> 4.4	<b>AST</b> 1.9	<b>FG%</b> .492	<b>3FG%</b> .453	<b>FT%</b> .789	<b>Notes:</b> Preseason All-SEC selection who started all 10 non-conference games he played. Missed Lehigh and Northwestern State with wrist injury. Career-high 27 points against Morehead State. Has totaled 20-plus points six this year, all wins. Scored in double-digits 14 times. Had game-high 25 points at Arkansas on 8-11 shooting. Had 15 points and 4 steals against Kentucky and named SEC player of the week last Monday. 11 points at UT.
15		<b>I.J. Ready</b> Sr   G   5-11   166   Rixey, AL	<b>MIN</b> 29.7	<b>PTS</b> 9.6	<b>RBS</b> 2.7	<b>AST</b> 4.8	<b>FG%</b> .477	<b>3FG%</b> .303	<b>FT%</b> .867	<b>Notes:</b> MSU's lone senior who started all 12 non-conference games. Has now appeared in 103 games and scored 842 points. Averaged 10.7 points in non-conference play. Season-high 8 assists vs. USM and season-high 19 points vs. Morehead State. Had 13 points, 8 assists at LSU. Had 6 points vs. Texas A&M with 5 assists and 3 steals. 4 points, 1 assist against Kentucky. His 4.8 assists are 4th most in the SEC. 8th all-time at MSU with 360 assists.
23		<b>Tyson Carter</b> Fr   G   6-4   167   Starkville, MS	<b>MIN</b> 2.9	<b>PTS</b> 7.9	<b>RBS</b> 2.1	<b>AST</b> 0.9	<b>FG%</b> .395	<b>3FG%</b> .382	<b>FT%</b> .885	<b>Notes:</b> Started all 12 non-conference games and averaged 10.1 points. Season-best 17 points vs. Norfolk, the most by a freshman on opening day since 1987-88. Had 10 points vs. Alabama, but failed to score at LSU. Came off the bench vs. Arkansas and totaled 3 points. 9 points at UT. Has scored in double-digits seven times.
34		<b>Schnider Herard</b> Fr   F   6-10   250   Port-Au-Prince, Haiti	<b>MIN</b> 16.9	<b>PTS</b> 5.0	<b>RBS</b> 5.2	<b>BLK</b> 0.3	<b>FG%</b> .571	<b>3FG%</b> ---	<b>FT%</b> .52	<b>Notes:</b> Appeared in all 12 non-conference games and averaged 3.1 points. 8 points vs. Georgia State and 12 rebounds vs. USM. Started all six SEC games. Had 4 points, 4 rebounds vs. Arkansas. Career-high 16 points vs. Texas A&M. Had 7 points and 5 rebounds against Kentucky. First-career double-double at UT with 14 points, 11 rebounds.
35		<b>Aric Holman</b> So   F   6-10   222   Owensboro, KY	<b>MIN</b> 25.0	<b>PTS</b> 9.7	<b>RBS</b> 6.6	<b>BLK</b> 2.3	<b>FG%</b> .508	<b>3FG%</b> .250	<b>FT%</b> .685	<b>Notes:</b> Started all 12 non-conference games and averaged 10.0 points. Career high 18 points came against UTEP. Has two double-doubles, first against Norfolk State and then at Arkansas with 13 points and 11 rebounds. Had 11 points, 5 rebounds vs. Texas A&M. 6 points and 2 blocks against Kentucky. 4 points, 6 rebounds, 2 blocks at UT. His 41 blocks are the third-most in the SEC.
45		<b>E.J. Datcher</b> Fr   C   6-9   240   Harpersville, AL	<b>MIN</b> 7.6	<b>PTS</b> 1.0	<b>RBS</b> 1.9	<b>BLK</b> 0.7	<b>FG%</b> .368	<b>3FG%</b> ---	<b>FT%</b> .500	<b>Notes:</b> Appeared in all 12 non-conference games and averaged 1.1 points. Season-best 4 points came against USM, while season-best 7 rebounds came against Norfolk State. Came off the bench against Arkansas and had 2 rebounds and 1 block. Had 2 steals against Kentucky.