



# Mississippi State Bulldogs (14-6, 2-5) vs. Missouri Tigers (13-7, 3-4)

## Basketball Communications

**Gregg Ellis**, Primary Contact  
(W) 662.325.3595 | (C) 662.322.0145 | gellis@athletics.msstate.edu

**Mary Catherine Molay**, Secondary Contact  
(C) 205.907.7069 | mcmolay@athletics.msstate.edu

🕒 7:30 p.m. CT, Saturday, Jan. 27	📍 Starkville, MS
🏟️ Humphrey Coliseum (10,575)	📺 SEC Network
📻 MSU Radio Network	📡 MSU.statbroadcast.com

### TV: SEC NETWORK

**Play-by-Play:** Mike Morgan; **Analyst:** Dane Bradshaw; **Sideline:** NA

### RADIO: MSU RADIO NETWORK | SATELLITE RADIO

**Play-by-Play:** Neil Price; **Analyst:** Richard Williams | **Sirius/XM Channels:** 137/190

### MATCHUP | COACHES

#### Series Info

**Overall:** 5-4, Mississippi State

*Home:* 3-1, MSU

*Away:* 3-2, Mizzou

*Neutral:* NA

**Last Meeting:** W, 89-74 (1-25-17)

#### MSU Head Coach

**Ben Howland**

(Weber State, 1979)

*MSU:* 44-39/3rd

*Career:* 445-245/22nd

*vs. Missouri:* 3-1

#### Missouri Head Coach

**Cuonzo Martin**

(Purdue, 2000)

*Mizzou:* 13-7/1st

*Career:* 199-128/10th

*vs. MSU:* 3-0

### Bulldog Bites For The Missouri Game . . .

- Missouri is one of three SEC teams, along with Ole Miss and South Carolina, Mississippi State has a winning record against.
- The Bulldogs have won four in a row against the Tigers.
- The four-game winning streak is currently the most against any SEC team. The Bulldogs have won three in a row against LSU and Arkansas.
- MSU is looking to avoid its second three-game losing streak in SEC play for the second time this season.
- After using the same lineup for the previous 16 games, **Lamar Peters** started in the place of **Tyson Carter** at Kentucky. It was Peter's fourth start of the year and first since the Green Bay game on Nov. 20.
- MSU has used just three difference lineups.
- Junior forward **Aric Holman** leads MSU on the year with five double-doubles. MSU has totaled nine so far this season. **Abdul Ado** has three and **Quinnndary Weatherspoon** has the other one.
- Junior guard **Quinnndary Weatherspoon** had 19 points against Kentucky to give him 1,143 for his career, passing Wiley Peck for the 29th most in school history. He's now just one point shy to tying Gary Hooker at 28th.
- Aric Holman** has 104-career blocked shots, the 8th most in school history. He needs 13 more to tie Wiley Peck (1976-79) for seventh at 117.
- Abdul Ado** has a team-high 39 blocked shots, the fifth most by a freshman in school history.
- MSU is 19th nationally with its 5.5 blocks, while **Abdul Ado** ranks 44th in the country.
- Mississippi State leads the SEC and is 33rd nationally in points allowed at 65.4. MSU is also 22nd in the nation in field goal defense at 39.7 percent.
- At Kentucky, MSU lost for the first this season when having the same number or fewer of turnovers than its opponent.
- Freshman guard **Nick Weatherspoon** scored his 200th-career point at Kentucky (206).
- Missouri assistant Chris Hollender was an MSU assistant for three years from 2013-15.

### Projected Starting 5



#### 0 Nick Weatherspoon

6-2 | 195 | Fr. | G  
Canton, MS

PPG: \_\_\_\_\_ 10.3  
APG: \_\_\_\_\_ 2.2  
FG%: \_\_\_\_\_ .434  
FT%: \_\_\_\_\_ .682



#### 1 Lamar Peters

6-0 | 185 | So. | G  
New Orleans, LA

PPG: \_\_\_\_\_ 8.1  
APG: \_\_\_\_\_ 3.4  
FG%: \_\_\_\_\_ .331  
FT%: \_\_\_\_\_ .586



#### 11 Quinnndary Weatherspoon

6-4 | 205 | Jr. | G  
Canton, MS

PPG: \_\_\_\_\_ 14.7  
RPG: \_\_\_\_\_ 6.0  
FG%: \_\_\_\_\_ .505  
FT%: \_\_\_\_\_ .760



#### 24 Abdul Ado

6-11 | 250 | Fr. | F  
Lagos, Nigeria

PPG: \_\_\_\_\_ 7.0  
RPG: \_\_\_\_\_ 6.9  
FG%: \_\_\_\_\_ .614  
FT%: \_\_\_\_\_ .446



#### 35 Aric Holman

6-10 | 225 | Jr. | F  
Owensboro, KY

PPG: \_\_\_\_\_ 11.8  
RPG: \_\_\_\_\_ 7.3  
FG%: \_\_\_\_\_ .613  
FT%: \_\_\_\_\_ .691

### 2017-18 MISSISSIPPI STATE SCHEDULE/RESULTS

#### NOVEMBER

10	ALABAMA STATE (SECN+)	W, 96-68
18	FLORIDA A&M (SECN+)	W, 79-48
20	GREEN BAY (SECN+)	W, 77-68
22	STEPHEN F. AUSTIN (SECN+)	W, 80-75
26	JACKSONVILLE STATE (SECN+)	W, 59-56
30	NORTH DAKOTA STATE (SECN)	W, 83-59

#### DECEMBER

3	DAYTON (SECN)	W, 61-59
9	NORTH GEORGIA (SECN+)	W, 95-62
12	at Cincinnati (ESPN2)	L, 65-50
16	UT Martin (SECN+)	W, 92-61
20	LITTLE ROCK (SECN+)	W, 64-48
23	vs. Southern Miss ^	W, 70-64
30	North Florida (SECN+)	W, 109-81

#### JANUARY

2	ARKANSAS (SECN)	W, 78-75
6	at Ole Miss (SECN)	L, 64-58
10	at Florida (SECN)	L, 71-54
13	AUBURN (SECN)	L, 76-68
16	VANDERBILT (SECN)	W, 80-62
20	at Alabama (SECN)	L, 68-62
23	at Kentucky (ESPN)	L, 78-65
27	MISSOURI (SECN)	7:30p.m.
31	at South Carolina (SECN)	7:30 p.m.

#### FEBRUARY

3	GEORGIA (ESPNU)	5 p.m.
6	ALABAMA (SECN)	6 p.m.
10	at Missouri (ESPN2)	1 p.m.
14	at Vanderbilt (SECN)	6 p.m.

17	OLE MISS (SECN)	7:30 p.m.
20	at Texas A&M (SECN)	6 p.m.
24	SOUTH CAROLINA (SECN)	2:30 p.m.
27	TENNESSEE (SECN)	6 p.m.

#### MARCH

3	at LSU (SECN)	Noon
---	---------------	------

#### 2018 SEC Tournament

8-12	SEC Tournament (SECN, ESPNU, ABC) !	TBA
------	-------------------------------------	-----

^ - Jackson, Miss (Mississippi Coliseum)

! - St. Louis (Scottrade Arena)

## 2017-18 MISSISSIPPI STATE NUMERICAL ROSTER

No.	Name	Pos.	Ht.	Wt.	Yr.	Exp.	Hometown
0	Nick Weatherpsoon	G	6-2	195	Fr.	HS	Canton, MS (Velma Jackson HS)
1	Lamar Peters	G	6-0	185	So.	1L	New Orleans, LA (Landry-Walker HS)
2	Eli Wright	G	6-4	190	So.	1L	Owensboro, KY (22 Feet Academy)
3	Xavian Stapleton	G	6-6	210	Jr.	1L	Flora, MS (Louisiana Tech)
5	Mitchell Storm	F	6-7	202	So.	TR	Madison, MS (East Mississippi CC)
10	Tate Clayton	G	6-2	170	Fr.	HS	Tupelo, MS (Tupelo HS)
11	Quinnndary Weatherspoon	G	6-4	205	Jr.	2L	Canton, MS (Velma Jackson HS)
12	Drew Davis	G	5-10	165	Sr.	1L	Atlanta, GA (Ft. Walton Beach HS)
13	Nick Singleton	G	6-5	195	Jr.	1L	Decatur, GA (Kennesaw State)
15	T.J. Gray	G	6-0	170	So.	HS	Columbus, MS (Columbus HS)
22	KeyShawn Feazell	F	6-8	230	Fr.	HS	New Hebron, MS (Lawrence County HS)
23	Tyson Carter	G	6-4	165	So.	1L	Starkville, MS (Starkville HS)
24	Abdul Ado	F	6-11	250	Fr.	HS	Lagos, Nigeria (Hamilton Heights HS)
35	Aric Holman	F	6-10	225	Jr.	2L	Owensboro, KY (Owensboro HS)
45	E.J. Datcher	C	6-10	240	Fr.	1L	Harpersville, AL (Vincent HS)

<b>Head Coach:</b>	Ben Howland (Weber State, 1979; 3rd year)
<b>Assistant Coaches:</b>	George Brooks (Mississippi State, 1997; 8th year) Korey McCray (Mercer, 2001; 3rd year) Ernie Zeigler (Cleary College, 1994; 3rd year)
<b>Director of Basketball Operations:</b>	Michael Moynihan
<b>Director of Basketball Performance:</b>	Collin Crane
<b>Graduate Assistant Coaches:</b>	Alfred Aboya Bo Rodriguez

## 2016-17 A-Z Roster

No.	Name	Yr.
24	Ado, Abdul	Fr.
23	Carter, Tyson	So.
10	Clayton, Tate	Fr.
45	Datcher, EJ	So.
12	Davis, Drew	Sr.
22	Feazell, KeyShawn	Fr.
15	Gray, T.J.	So.
35	Holman, Aric	Jr.
1	Peters, Lamar	So.
13	Singleton, Nick	Jr.
3	Stapleton, Xavian	Jr.
5	Storm, Mitchell	So.
0	Weatherspoon, Nick	Fr.
11	Weatherspoon, Quinnndary	Jr.
2	Wright, Eli	So.

## By State/Country

<b>Alabama (1)</b>		
45	Datcher, EJ	So.
<b>Georgia (2)</b>		
12	Davis, Drew	Sr.
13	Singleton, Nick	Jr.
<b>Kentucky (2)</b>		
35	Holman, Aric	Jr.
2	Wright, Eli	So.
<b>Louisiana (1)</b>		
1	Peters, Lamar	So.
<b>Mississippi (8)</b>		
23	Carter, Tyson	So.
10	Clayton, Tate	Fr.
22	Feazell, KeyShawn	Fr.
15	Gray, T.J.	So.
3	Stapleton, Xavian	Jr.
5	Storm, Mitchell	So.
0	Weatherspoon, Nick	Fr.
11	Weatherspoon, Quinnndary	Jr.
<b>Nigeria (1)</b>		
24	Ado, Abdul	Fr.

## PRONUNCIATION GUIDE

ABDUL ADO: AB-DOOL A-DO

ARIC HOLEMAN: ERIC

QUINNNDARY WEATHERSPOON: QUINN-DARE-EE

XAVIAN STAPLETON: ZAY-VEE-AWN

## GENERAL INFORMATION

Location: ..... Starkville, MS  
 Founded: ..... February 28, 1878  
 Enrollment: ..... 21,622  
 Conference: ..... SEC  
 Nickname: ..... Bulldogs  
 Colors: ..... Maroon & White  
 Arena: ..... Humphrey Coliseum (10,500)  
 President: ..... Dr. Mark E. Keenum  
 Athletics Director: ..... John Cohen  
 Web Site: ..... www.hailstate.com  
 Twitter: ..... @HailStateMBK  
 Hashtag: ..... #HailState

## BASKETBALL HISTORY

First Year of Basketball: ..... 1908-09  
 All-Time Record: ..... 1,391-1,181/106 years  
 All-Time SEC Record: ..... 579-766  
 Total Number of Head Coaches: ..... 20  
 Humphrey Coliseum Record: ..... 441-179  
 20-Win Seasons: ..... 17  
 NCAA Tournament Appearances: ..... 10 (11-10)  
 NCAA Tournament Final Fours: ..... 1 (1996)  
 NIT Appearances: ..... 8 (7-8)  
 NIT Final Fours: ..... 1 (2007)  
 SEC Championships: ..... 6  
 (2004, 1991, 1963, 1962, 1961, 1959)  
 SEC Tournament Championships: ..... 3  
 (2009, 2002 and 1996)  
 SEC Tournament Record: ..... 30-53  
 SEC Western Division Titles: ..... 7  
 (2010, 2008, 2007, 2004, 2003, 1996, 1995)

## TEAM INFORMATION

2016-17 Overall Record ..... 16-16  
 2016-17 SEC Record ..... 6-12, 12th  
 National Ranking: ..... n/a  
 Starters Returning/Lost: ..... 4/2  
 Letterwinners Returning/Lost: ..... 10/4  
 Newcomers: ..... 6  
 Roster (Sr./Jr./So./Fr.): ..... (1/4/6/4)

## MEDIA INFORMATION

## Credentials

■Media members may obtain both season credentials and game-by-game passes by contacting Gregg Ellis at 662-325-3595.

## SEC Teleconference

■The SEC Teleconference is coordinated through the SEC media relations office. To participate, contact Craig Pinkerton of the SEC at 205-458-3038. Ben Howland is scheduled for 11:17 a.m. CT.



## Media On Twitter

**Will Sammon**, Clarion Ledger  
 @WillSammon  
**David Brandt**, Associated Press  
 @davidbrandtAP  
**Bob Carskadon**, HailState Beat  
 @bobcarskadon  
**Joel Coleman**, Starkville Daily News  
 @JoelTColeman  
**Robbie Faulk**, 24/7 Sports  
 @robbiefaulk247  
**Paul Jones**, 24/7 Sports  
 @PJ247Sports  
**Logan Lowery**, Daily Journal  
 @loganlowery  
**David Murray**, Dawgs' Bite  
 @DawgsBiteMag  
**Danny P. Smith**, Starkville Daily News  
 @sdndannyp  
**Gene Swindoll**, Gene's Page  
 @GeneSwindoll  
**Brett Hudson**, Commercial Dispatch  
 @Brett\_Hudson  
**Steve Robertson**, Commercial Dispatch  
 @ScoutSteveR



## MISSISSIPPI STATE TV/RADIO ROSTER

**0 Nick Weatherspoon**

FR | G | 6-2 | 195

Canton, MS

**1 Lamar Peters**

SO | G | 6-0 | 185

New Orleans

**2 Eli Wright**

SO | G | 6-4 | 190

Owensboro, KY

**3 Xavian Stapleton**

JR | G | 6-6 | 210

Flora, MS

**5 Mitchell Storm**

SO | F | 6-7 | 202

Madison, MS

**10 Tate Clayton**

FR | G | 6-2 | 170

Tupelo, MS

**11 Quindary Weatherspoon**

JR | G | 6-4 | 205

Canton, MS

**12 Drew Davis**

SR | G | 5-10 | 165

Atlanta, GA

**13 Nick Singleton**

JR | G | 6-5 | 195

Decatur, GA

**15 T.J. Gray**

SO | G | 6-0 | 170

Columbus, MS

**22 KeyShawn Feazell**

FR | F | 6-8 | 230

New Hebron, MS

**23 Tyson Carter**

SO | G | 6-4 | 165

Starkville, MS

**24 Abdul Ado**

FR | F | 6-11 | 250

Lagos, Nigeria

**35 Aric Holman**

JR | F | 6-10 | 225

Owensboro, KY



**45 E.J. Datcher**

SO | C | 6-10 | 240

Harpersville, AL

**Ben Howland**Head Coach  
3rd Year**George Brooks**Assistant Coach  
8th Year**Korey McCray**Assistant Coach  
3rd Year**Ernie Zeigler**Assistant Coach  
3rd Year**Michael Moynihan**Director of Operations  
3rd Year

## TALE OF THE TAPE

	74.0	65.4	45.7	29.4	66.8	39.1	+4.0	13.7	13.6	+0.6	1.0	6.8	5.5
	Points	Opp Points	FG%	3FG%	FT%	RB	RBM	ASST	TO	TM	AST-TO Ratio	STL	BL
	74.6	66.8	45.9	38.0	75.7	38.0	+6.5	14.2	14.3	-2.9	1.0	5.7	4.6

Leaders	Scoring	Rebounds	Assists	Steals	Blocks
<b>MSU</b>	Q. Weatherspoon, 14.7	Holman, 7.3	Q. Weatherspoon, 4.2	Q. Weatherspoon, 1.5	Ado, 2.1
<b>OPP</b>	Robertson, 15.5	Porter, 6.8	Geist, 2.6	Robertson, 1.1	Porter, 2.0

Last Time Out For Missouri
✓ Lost to Auburn at home, 91-73.
✓ Kassius Robertson led Missouri with 21 points.
✓ Missouri had 11 assists and 21 turnovers, along with 4 steals and 4 blocked shots.
✓ Mizzou won the battle of the boards, 40-31.
✓ Jontay Porter had 9 rebounds.
✓ Auburn led 41-36 at the break.
✓ The Tigers were 22-55 shooting, 11-30 beyond the arc. Auburn was 27-60, 14-32.

Last Time Out For Mississippi State
✓ Lost at Kentucky, 78-65.
✓ Quindary Weatherspoon had 19 points, followed by Nick Weatherspoon with 10.
✓ Kentucky led 38-36 at the break.
✓ UK won the battle of the boards, 41-31.
✓ Quindary Weatherspoon had 9 rebounds.
✓ MSU had 16 assists and collected 5 steals, while committing 11 turnovers.
✓ MSU was 26-67 shooting, 5-29 beyond the arc. The Wildcats were 25-58, 5-14.

Missouri Series Breakdown
(MSU leads, 5-4)
<b>Last MSU win:</b> 89-74 (2016-17)
<b>Last MU win:</b> 85-66 (2013-14)
<b>Current MU win streak:</b> 4
<b>Biggest MSU win:</b> 89-74 (2016-17)
<b>Biggest MU win:</b> 78-36 (2012-13)
<b>at Starkville</b>
(MSU leads, 3-1)
<b>Last MSU win:</b> 89-74 (2016-17)
<b>Last MU win:</b> 78-36 (2012-13)
<b>Current MSU win streak:</b> 2
<b>Biggest MSU win:</b> 89-74 (2016-17)
<b>Biggest MU win:</b> 78-36 (2012-13)

## PLAYERS VERSUS MISSOURI

Player	G-GS	Mins	FGM-FGA	Pct	3GM-3GA	Pct	FTM-FTA	Pct	Rebs	Ast	TO	BS	Stl	Pts
Carter	1-0	5	1-1	1.000	0-0	.000	0-0	.000	2-2.0	0	0	0	0	2-2.0
Datcher	1-0	4	0-1	.000	0-0	.000	0-0	.000	1-1.0	0	0	0	0	0-0.0
Davis	1-0	1	0-1	.000	0-0	.000	0-0	.000	1-1.0	0	0	0	0	0-0.0
Holman	2-1	39	2-9	.222	0-2	.000	2-5	.400	4-2.0	1	2	5	0	6-3.0
Peters	1-1	20	8-12	.667	7-11	.636	0-0	.000	1-1.0	2	1	1	1	23-23.0
Stapleton	1-1	10	2-5	.400	1-1	1.000	0-0	.000	1-1.0	0	1	0	0	5-5.0
Weatherspoon	2-2	64	18-32	.563	4-10	.400	7-10	.700	22-11.0	5	4	0	2	47-23.5
Wright	1-0	17	3-4	.750	1-1	1.000	0-0	.000	0-0.0	0	1	0	0	7-7.0

## A LOOK AT THE SEC

## 2017-18 SEC Standings

	SEC	Overall
Auburn	6-1 .857	18-2 .900
Florida	6-2 .750	14-6 .700
Kentucky	5-3 .625	15-5 .750
Tennessee	5-3 .625	14-5 .737
Alabama	5-3 .625	13-7 .650
Arkansas	4-4 .500	14-6 .700
South Carolina	4-4 .500	13-7 .650
Ole Miss	4-4 .500	11-9 .550
Missouri	3-4 .429	13-7 .650
LSU	3-4 .429	12-7 .632
Georgia	3-5 .375	12-7 .632
Mississippi State	2-5 .286	14-6 .700
Texas A&M	2-6 .250	13-7 .650
Vanderbilt	2-6 .250	7-13 .350

As of January 27, 2018

## Upcoming Games

January 27
Baylor at Florida, 11 a.m.
Texas Tech at South Carolina, 11 a.m.
Ole Miss at Texas, 1 p.m.
Georgia at Kansas State, 1 p.m.
Oklahoma at Alabama, 1:15 p.m.
Tennessee at Iowa State, 3 p.m.
TCU at Vanderbilt, 3 p.m.
Kentucky at West Virginia, 3:30 p.m.
Oklahoma State at Arkansas, 5 p.m.
Texas A&M at Kansas, 6 p.m.
LSU at Auburn, 5 p.m.
Missouri at Mississippi State 7:30 p.m.
January 30
Florida at Georgia, 6 p.m.
Auburn at Ole Miss, 8 p.m.
Vanderbilt at Kentucky, 8 p.m.
Arkansas at Texas A&M, 8 p.m.

## Recent Scores

January 20
Vanderbilt 77, LSU 71
Arkansas 97, Ole Miss 93
Texas A&M 60, Missouri 49
17 Auburn 79, Georgia 65
Tennessee 70, South Carolina 63
Florida 66, Kentucky 64
Alabama 68, Mississippi State 62
January 23
Arkansas 80, Georgia 77
Tennessee 67, Vanderbilt 62
Ole Miss 78, Alabama 66
LSU 77, Texas A&M 65
Kentucky 78, Mississippi State 65
January 24
Auburn 91, Missouri 73
South Carolina 77, Florida 72



## A LOOK AT THE LAST MEETING

January 25, 2017

Mizzou Arena



89



74



■ MSU led for nearly the entire game in picking up its fourth SEC win.

■ Quindary Weatherspoon added 29 points, while Lamar Peters totaled 23.

■ The Bulldogs drained 12 3-pointers, with Peters making a career-high 7.

■ Weatherspoon also had 8 rebounds, 4 assists and 2 steals.

■ I.J. Ready dished out a game-high 8 assists.

■ Mississippi State made 32 of its 56 shots.

■ The Wildcats won the battle of the boards, 32-30.

■ Aric Holman had 4 blocked shots.

**KEY NUMBER: 7**

Mississippi State had just 7 turnovers, the fewest in SEC play.

**Missouri 74 • 5-14, 0-7**

#	Player		Total	3-Ptr	Rebounds										Min
			FG-FGA	FG-FGA	FT-FTA	Off	Def	Tot	PF	TP	A	TO	Blk	Stl	
21	Jordan BARNETT	f	7-12	2-6	2-2	3	5	8	3	18	0	0	0	0	32
24	Kevin PURYEAR	f	3-9	0-3	7-8	4	3	7	0	13	1	2	0	0	37
25	Russell WOODS	f	0-0	0-0	0-3	1	2	3	5	0	1	0	0	0	12
11	K.J. WALTON	g	0-2	0-0	1-2	1	0	1	1	1	1	2	0	0	13
15	Jordan GEIST	g	6-13	1-3	5-6	0	4	4	1	18	0	1	0	1	26
01	Terrence PHILLIPS		3-6	1-4	2-2	0	2	2	5	9	4	3	0	0	28
03	Frankie HUGHES		2-5	0-1	0-0	0	3	3	2	4	2	2	0	0	13
14	Reed NIKKO		1-3	0-0	0-0	2	0	2	3	2	0	0	0	0	11
33	Cullen VANLEER		3-4	3-4	0-0	0	1	1	2	9	1	0	0	0	28
Team						0	1	1							
Totals			25-54	7-21	17-23	11	21	32	22	74	10	10	0	1	200

FG % 1st Half: 16-26 61.5% 2nd half: 9-28 32.1% Game: 25-54 46.3%  
 3FG % 1st Half: 7-12 58.3% 2nd half: 0-9 0.0% Game: 7-21 33.3%  
 FT % 1st Half: 4-6 66.7% 2nd half: 13-17 76.5% Game: 17-23 73.9%

Deadball  
Rebounds  
3

**Mississippi State 89 • 13-6, 4-3**

#	Player		Total	3-Ptr	Rebounds										Min
			FG-FGA	FG-FGA	FT-FTA	Off	Def	Tot	PF	TP	A	TO	Blk	Stl	
34	Schnider Herard	f	1-2	0-0	1-7	1	3	4	2	3	0	0	0	0	19
01	Lamar Peters	g	8-12	7-11	0-0	1	0	1	4	23	2	1	1	1	20
03	Xavian Stapleton	g	2-5	1-1	0-0	1	0	1	3	5	0	1	0	0	10
04	Mario Kegler	g	5-9	1-4	5-7	2	3	5	2	16	2	0	0	0	34
11	Q Weatherspoon	g	11-17	2-6	5-6	1	7	8	1	29	4	2	0	2	32
02	Eli Wright		3-4	1-1	0-0	0	0	0	1	7	0	1	0	0	17
12	Drew Davis		0-1	0-0	0-0	1	0	1	0	0	0	0	0	0	1
15	IJ Ready		0-1	0-0	0-0	0	4	4	2	0	8	0	0	1	34
20	Miles Washington		0-1	0-0	0-0	0	0	0	1	0	0	0	0	0	1
23	Tyson Carter		1-1	0-0	0-0	1	1	2	0	2	0	0	0	0	5
35	Aric Holman		1-2	0-0	2-5	0	1	1	2	4	0	2	4	0	23
45	E.J. Datcher		0-1	0-0	0-0	0	1	1	1	0	0	0	0	0	4
	Team					1	1	2							
Totals			32-56	12-23	13-25	9	21	30	19	89	16	7	5	4	200

FG % 1st Half: 14-28 50.0% 2nd half: 18-28 64.3% Game: 32-56 57.1%  
 3FG % 1st Half: 4-11 36.4% 2nd half: 8-12 66.7% Game: 12-23 52.2%  
 FT % 1st Half: 7-15 46.7% 2nd half: 6-10 60.0% Game: 13-25 52.0%

Deadball  
Rebounds  
6

Officials: Pat Adams, Anthony Jordan, John Hampton  
 Technical fouls: Missouri-None. Mississippi State-None.  
 Attendance: 7101

Score by periods	1st	2nd	Total
Missouri	43	31	74
Mississippi State	39	50	89

Points	In	Off	2nd	Fast	Bench
MU-M	Paint	T/O	Chance	Break	
MS	32	4	14	4	24
	32	10	9	8	13

Last FG - MU-M 2nd-01:09, MS 2nd-02:39.  
 Largest lead - MU-M by 9 1st-01:58, MS by 20 2nd-01:18.  
 MU-M led for 21:55. MS led for 16:23. Game was tied for 01:42.

Score tied - 1 time.  
 Lead changed - 1 time.

**All Nine Games Between Missouri and Mississippi State**

1975:	MU, 102-78	at Columbia
2007:	MU, 83-75	at Columbia
2008:	MSU, 87-75	at Starkville
2013:	MU, 78-36	at Starkville
2014:	MU, 85-66	at Columbia
2015:	MSU, 77-74	at Columbia
	MSU, 52-43	at Starkville
2016:	MSU, 76-62	at Columbia
2017:	MSU, 89-74	at Starkville

**Humphrey Coliseum History****First Game:**..... Dec. 1, 1975; MSU 85, Indiana St. 82**Overall Record:**.....441-179 (.711)**Non-Conference Record:**..... 233-38 (.859)**SEC Record:**..... 218-141 (.6067)**Humphrey Coliseum Yearly Records**

Year	Attn.	Avg.	Record (SEC)
1975-76	70,081	5,006	10-4 (5-4)
1976-77	76,232	5,082	11-4 (5-4)
1977-78	72,025	5,540	11-2 (8-1)
1978-79	99,906	7,136	11-3 (7-2)
1979-80	67,209	6,721	6-4 (5-4)
1980-81	48,214	4,018	6-6 (3-6)
1981-82	56,414	4,030	7-7 (3-6)
1982-83	68,416	5,263	11-2 (7-2)
1983-84	61,508	4,393	6-8 (3-6)
1984-85	89,370	6,384	11-3 (7-2)
1985-86	43,927	3,379	4-9 (3-6)
1986-87	40,715	2,908	7-7 (3-6)
1987-88	54,074	4,160	9-4 (5-4)
1988-89	74,344	5,719	9-4 (5-4)
1989-90	74,623	5,740	9-4 (5-4)
1990-91	102,072	7,852	12-1 (8-1)
1991-92	72,142	5,549	8-5 (4-4)
1992-93	61,172	4,706	10-3 (5-3)
1993-94	88,687	6,335	10-4 (5-3)
1994-95	80,681	6,723	11-1 (7-1)
1995-96	97,996	7,538	10-3 (6-2)
1996-97	74,275	5,305	10-4 (5-3)
1997-98	77,954	5,996	7-6 (2-6)
1998-99	70,257	5,018	12-2 (6-2)
1999-00	61,764	4,412	10-4 (4-4)
2000-01	77,654	4,568	13-4 (6-2)
2001-02	79,642	5,689	13-1 (7-1)
2002-03	98,312	7,022	12-2 (7-1)
2003-04	111,940	7,996	12-2 (6-2)
2004-05	103,031	7,925	11-2 (6-2)
2005-06	90,875	5,680	11-5 (5-3)
2006-07	123,736	6,512	16-3 (6-2)
2007-08	106,672	7,111	12-3 (7-1)
2008-09	157,111	8,728	13-5 (5-3)
2009-10	116,919	6,878	13-4 (6-2)
2010-11	97,069	5,710	12-5 (5-3)
2011-12	152,363	8,019	15-4 (6-2)
2012-13	94,092	6,721	7-7 (3-6)
2013-14	123,743	6,875	11-7 (3-6)
2014-15	106,946	6,291	9-8 (3-6)
2015-16	99,338	6,623	10-5 (5-4)
2016-17	124,347	7,314	10-7 (4-5)
2017-18	96,035	6,860	13-1 (2-1)

**vs. SEC Opponents**

Opponent	GP	W	L	PCT.	Str.
Alabama	41	22	19	.537	L4
Arkansas	25	19	6	.760	W2
Auburn	41	28	13	.683	L1
Florida	29	14	15	.483	L3
Georgia	30	18	12	.600	L4
Kentucky	30	9	21	.300	L5
LSU	40	25	15	.615	W2
Missouri	4	3	1	.750	W2
Ole Miss	42	33	9	.786	L1
S. Carolina	14	10	4	.714	L1
Tennessee	31	15	16	.484	W1
Texas A&M	4	2	2	.500	W1
Vanderbilt	30	21	9	.700	W3

**MSU KNOWS HOW TO WIN GAMES AT 'THE HUMP'**

Over the course of the last decade, Mississippi State's Humphrey Coliseum has become a difficult venue for opposing teams. This year, Mississippi State is 13-1.

The Bulldogs have compiled a 43-season composite record of 441-179 (.711) at "The Hump" since Mississippi State's basketball facility opened prior to the 1975-76 campaign.

**TRACKING MSU'S HOME SUCCESS UNDER BEN HOWLAND**

Season	Overall		SEC		Non-SEC	
	Record	Win %	Record	Win %	Record	Win %
2015-16	10-5	.667	5-4	.556	5-1	.833
2016-17	10-7	.563	4-5	.444	6-2	.750
2017-18	13-1	.923	2-1	.500	11-0	1.000
<b>Totals</b>	<b>33-13</b>	<b>.717</b>	<b>11-10</b>	<b>.524</b>	<b>22-3</b>	<b>.880</b>

**A LOOK AT THE HISTORY OF HUMPHREY COLISEUM****LARGEST CROWDS  
AT THE HUMP**

Crowd	Opponent	Date
10,788	Kentucky	2-16-10
10,735	Ole Miss	2-7-04
10,645	Ole Miss	2-23-02
10,541	Florida	1-7-03
10,458	Auburn	3-2-04
10,437	Alabama	2-21-04
10,432	Alabama	3-5-05
10,432	Kentucky	1-13-04
10,429	Ole Miss	2-15-03
10,421	Ole Miss	1-26-08
10,412	Ole Miss	1-13-09
10,364	Ole Miss	2-9-12
10,338	Florida	1-24-07
10,315	Kentucky	1-9-96

**INDIVIDUAL MSU  
RECORDS AT THE HUMP****Most Points Scored**

40, Rickey Brown (Auburn, 3-7-77)

**Most Rebounds**

24, Wiley Peck (Alabama, 1-27-79)

**Most Assists**

15, Al Perry (Vanderbilt, 1-29-77)

**TEAM MSU  
RECORDS AT THE HUMP****Most Points Scored**

123, Troy State (12-5-95)

**Most Rebounds**

75, Mississippi Valley St. (11-21-00)

**Most Consecutive Wins**

14, 1-22-03 to 1-10-04



**CHARTING  
Q.****Jr | G | 6-4  
Canton, MS****MSU Career Scoring Chart**

1. Jeff Malone.....	2,142
2. Bailey Howell.....	2,030
10. Jerry Jenkins.....	1,503
20. Timmy Bowers.....	1,300
26. Mario Austin.....	1,199
27. Marckell Patterson....	1,168
28. Gary Hooker.....	1,144
<b>29. Q. Weatherspoon....</b>	<b>1,143</b>
30. Wiley Peck.....	1,136
32. Tyrone Washington....	1,119
33. W.D. "Red" Stroud....	1,116
34. Larry Fry.....	1,079
35. Fred Thomas.....	1,050

**SEC Season Rank**

Scoring ..... 14th

**CHARTING  
Aric Holman****Jr | F | 6-10  
Owensboro****MSU Career Blocks Chart**

1. Jarvis Varnado.....	564
2. Erick Dampier.....	249
3. Tyrone Washington.....	198
4. Kalpatrick Wells.....	183
5. Rickey Brown.....	163
6. Charles Rhodes.....	143
7. Wiley Peck.....	117
<b>8. Aric Holman.....</b>	<b>104</b>
9. Gavin Ware.....	100
10. Derrick Zimmerman.....	89

**SEC Season Rank**

Blocks.....

**400 & COUNTING**

■ At Florida on Jan. 10, sophomore guard **Tyson Carter** scored his 400th-career point.

In 51 games, he's averaging 8.2 points with a 9.5 average this year.

**500 & COUNTING**

■ Against Auburn, junior forward **Aric Holman** recorded his 500th-career point.

He has 538 for his career and is second on the team this season with his 12.1 average.

**WELCOME TO 1,000 POINTS**

■ With 2:07 left in the first half against Little Rock on Dec. 20 at Humphrey Coliseum, junior All-SEC guard **Quinnndary Weatherspoon** made a free throw to give him 1,000-career points.

He is now the 37th player in school history to reach that feat.

**TWICE UNDER 10**

■ In the last two weeks, MSU has gone from last to 8th in turnover margin thanks to having just 7 turnovers against Arkansas and then a season-low 4 against Vanderbilt, both wins.

**WHEN Q HITS 20**

■ When junior guard **Quinnndary Weatherspoon** scores 20 or more points, Mississippi State benefits.

He's now reached that feat 15 times in his career following the Arkansas game, and the Bulldogs are 13-2 in those games.

Opponent	Points	Result
<b>(2016)</b>		
Tennessee	23	L, 80-75
Vanderbilt	24	W, 75-74
<b>(2017)</b>		
Norfolk State	22	W, 78-74
Boise State	25	W, 80-68
Oregon State	21	W, 74-57
Morehead State	27	W, 85-76

**A CLOSER LOOK AT MSU**

UMKC	25	W, 77-54
Arkansas	25	W, 84-78
Missouri	29	W, 89-74
Auburn	25	L, 98-82

**(2018)**

Stephen F. Austin	20	W, 80-75
North Georgia	22	W, 95-62
UT Martin	21	W, 92-61
Little Rock	21	W, 64-48
Arkansas	22	W, 78-75

**2 FOR 20 X 3**

■ Three times this season, MSU has had two players score 20 or more points in the same game.

*Green Bay* — **Tyson Carter** 25 and **Quinnndary Weatherspoon** 20.

*UT Martin* — **Aric Holman** 21 and **Quinnndary Weatherspoon** 21.

*Arkansas* — Weatherspoon brothers with 22 each.

**Q & GAME WINNERS**

■ Game-winning shots have become the norm for junior All-SEC guard and leading scorer **Quinnndary Weatherspoon**.

On Dec. 3 at home against Dayton, he collected a steal with 4 seconds left and went the length of the court for a layup to give MSU a thrilling 61-59 win.

Then against Jacksonville State, he drained a 3-pointer with 0.7 seconds left to lift the Bulldogs to a dramatic 59-56 win.

As a freshman against Vanderbilt, he drained a buzzer beater from 3-point range for a 75-74 victory.

**SEEING DOUBLE**

■ On the year, Mississippi State has recorded nine doubles, with junior forward **Aric Holman** leading the way five, followed by forward **Abdul Ado** with three and guard **Quinnndary Weatherspoon** with one.

*Holman*: Alabama State (18 points, 11 rebounds); Cincinnati (18,

10); UT Martin (21, 12); Vanderbilt (18, 14); Alabama (11, 10).

*Ado*: Green Bay (12 points, 11 rebounds); Florida (12, 10); Auburn (10, 11).

*Weatherspoon*: Dayton (11 points, 10 rebounds).

**STRONG REBOUND MARGIN**

■ Mississippi State out-rebounded North Florida, 46-21, its largest margin this year.

The 21 boards were the fewest MSU has allowed this year and the least amount since Utah State had the same on Nov. 22, 2014.

The margin was the most since being plus-24 against both UT Martin earlier this season and versus Prairie View on Nov. 8, 2013.

**HOW THE DAWGS SCORE**

■ The chart below is how MSU is scoring this season compared to all 351 Division I teams.

Category	% (Ranking)
<b>3-Pointers</b>	26.2 (293)
<b>2-Pointers</b>	56.2 (31)
<b>Free Throws</b>	17.6 (250)

**Q VERSUS MIZZOU**

■ When it comes to playing Mizzou, Quinnndary Weatherspoon has enjoyed great success.

In two games, both wins, he's totaled 47 points and 22 rebounds, while dishing out 5 assists and collecting two steals.

In the process, he shot 56.3 percent from the floor.

**NO LEAD**

■ For the first time in 19 games this season, Mississippi State failed to have a lead at Alabama.

There were three ties, all late in a game MSU trailed by as many as 20 points (season high).

The Tide led for 38:19, while the game was tied for 1:41.

**2017-18 BULLDOG STREAKS****Team W/L Streaks**

Overall Wins/Losses.....	L2
Home Wins/Losses.....	W1
Road Wins/Losses.....	L5
Neutral Wins.....	W1

**Consecutive Double-Figure Scoring Games**

Quinnndary Weatherspoon.....	5
Nick Weatherspoon.....	1

**Consecutive Games with A Made 3-pointer**

Lamar Peters.....	6
Tyson Carter.....	4
Nick Weatherspoon.....	2
Quinnndary Weatherspoon.....	1

**Consecutive Games Played (All Seasons)**

Aric Holman.....	73
------------------	----

Tyson Carter.....	52
Quinnndary Weatherspoon.....	23
Nick Weatherspoon.....	20
Abdul Ado.....	19
Lamar Peters.....	14
E.J. Datcher.....	13
Eli Wright.....	12
KeyShawn Feazell.....	3
Xavian Stapleton.....	1

**Consecutive Games Started (All Seasons)**

Quinnndary Weatherspoon.....	23
Nick Weatherspoon.....	20
Aric Holman.....	19
Abdul Ado.....	19
Lamar Peters.....	1

**Total 30 Minute Games (All Seasons)**

Quinnndary Weatherspoon.....	44
Tyson Carter.....	10
Nick Weatherspoon.....	8
Lamar Peters.....	8
Abdul Ado.....	4
Aric Holman.....	3
Schnider Herard.....	2
Eli Wright.....	1



## 2017-18 MISSISSIPPI STATE NOTES

## LITTLE ACTION AT FTL

■ Three times this season, Mississippi State has limited opponents to just six free throw attempts or fewer.

Jacksonville State was the first, going 6-6 before North Georgia went 0-5.

Then against UT Martin, the Skyhawks were just 4-6.

The last time MSU held an opponent without a free throw was on Jan. 19, 1985, in a 61-44 win against Ole Miss.

## MSU FOUL SHOTS

■ Five times this season, Mississippi State has attempted nine or fewer shots — Florida A&M, Dayton, North Georgia, Cincinnati and Florida.

As a result, MSU is 13th in the SEC in free throws made (252) and 12th in attempts (377).

## PRESEASON POLLS

■ In the preseason polls voted on by the media, junior guard **Quinnndary Weatherspoon** was tabbed both first-team (coaches) and second-team (media) All-SEC.

As a team, the Bulldogs were picked to finish 12th under third-year coach **Ben Howland**.

## Preseason Poll

- |               |                     |
|---------------|---------------------|
| 1. Kentucky   | 8. Georgia          |
| 2. Florida    | 9. Auburn           |
| 3. Texas A&M  | 10. Ole Miss        |
| 4. Alabama    | 11. South Carolina  |
| 5. Missouri   | 12. Mississippi St. |
| 6. Arkansas   | 13. Tennessee       |
| 7. Vanderbilt | 14. LSU             |

## HOWLAND AIMS FOR FEAT

■ **Ben Howland** enters his third season at MSU looking to achieve a feat only 12 coaches have ever done, and that's lead four different teams to the NCAA Tournament.

Howland has already guided Northern Arizona, Pittsburgh and UCLA to the Big Dance.

The first 12 coaches to do so are Lon Kruger, Steve Alford, John Beilein, Lefty Driesell, Cliff Ellis, Larry Eustachy, Jim Harrick, Fran McCaffery, Tom Penders, Tubby Smith, Rick Pitino and Edie Sutton.

## 600 &amp; COUNTING

■ On Jan. 17, 2017, against Kentucky, MSU played its 600th in Humphrey Coliseum history, which dates to Dec. 1, 1975.

The Bulldogs are now 441-179 in the building following the Vanderbilt win.

## MSU VERSUS RANKED FOES

■ With the loss against No. 22 Auburn, MSU failed to win its second-straight game against a ranked foe after losing 18 in a row.

Going back to the 2010 season, MSU has dropped 21 of 25 to ranked teams.

Below is a closer look . . .

Date	Team	Score	Rank
01-13-18	Auburn	L, 76-68 (8)	22
01-02-18	Arkansas	W, 78-75 (3)	22
12-12-17	Cincinnati	L 65-50 (15)	25
02-18-17	Florida	L, 57-52 (5)	13
02-11-17	South Carolina	L, 77-73 (4)	16
01-17-17	Kentucky	L, 87-81 (6)	5
02-24-16	Texas A&M	L, 68-66 (2)	21
01-26-16	So. Carolina	L, 84-74 (10)	22
01-12-16	Kentucky	L, 80-74 (6)	13
01-06-16	Texas A&M	L, 61-60 (1)	21
02-25-15	Kentucky	L, 74-56 (18)	1
02-21-15	Arkansas	L, 65-61 (4)	17
01-20-14	Florida	L, 62-51 (11)	3
01-08-14	Kentucky	L, 85-63 (22)	14
02-09-13	Florida	L, 83-55 (28)	2
02-06-13	Ole Miss	L, 93-75 (18)	23
01-26-13	Florida	L, 82-47 (35)	7
11-19-12	No. Carolina	L, 95-49 (46)	11
02-21-12	Kentucky	L, 73-64 (9)	1
02-28-12	Florida	L, 69-57 (12)	13
11-18-11	Arizona	W, 67-57 (10)	15
11-17-11	Texas A&M	W, 69-60 (9)	18
02-29-11	Florida	W, 71-64 (7)	24
02-27-11	Vanderbilt	L, 81-74 (7)	19
03-14-10	Kentucky	L, 75-74 (1) [ot]	2

## COACHING STABILITY

■ Third-year coach **Ben Howland** has been able to maintain stability within his coaching staff.

For the third year since his arrival, he's had the same assistants in **George Brooks**, **Korey McCray** and **Ernie Zeigler**.

Also back for his third year is **Michael Moynihan**, who is in his second season as director of operations after spending his first year at Mississippi State as the team's video coordinator.

**Jalen Courtney** is in his third season, his second as video coordinator.

His first year, he served as a grad assistant.

## BROTHERLY LOVE

■ Mississippi State is one of 29 schools nationally with brothers on the same team with **Quinnndary** and **Nick Weatherspoon**.

They've also started all 20 games.

The last time MSU had two brothers start in

the same game was Reginald and Reggie Delk against West Virginia in the NIT Final Four on March 27, 2007.

## STINGY D

■ MSU has twice held opponents to 48 points. That's the second fewest allowed in the SEC with Vanderbilt.

South Carolina holds the mark with 45 it held Limestone to.

## YOUTHFUL GROUP

■ The Bulldogs are one of five teams without any scholarship seniors, along with Kentucky, Holy Cross, Chattanooga and Robert Morris.

MSU's experience is ranked No. 327 out of 351 schools.

## SEC HONORS CARTER

■ On Dec. 4, sophomore guard **Tyson Carter** became the first MSU player this season to receive one of the SEC's weekly honors.

After career-best 35 points against North Dakota State and 20 against Dayton, he was tabbed the league's player of the week.

His 35 points were the most scored since Darryl Wilson also had 35 against Alabama on 3-4-95.

## MSU SIGNS 3

■ Mississippi State took advantage of the early signing period and landed 5-star forward Reggie Perry and 4-star forwards DJ Stewart and Robert Woodard.

Perry, a 6-foot-8, 240-pound Thomasville, Ga., native, is the son of former MSU great Al Perry (1975-78), who ranks third all-time at MSU with 510 steals.

The McDonald's All-American is rated as the No. 1 prospect out of the state of Georgia and listed as the No. 4 small forward nationally.

ESPN has him as the 16th best player regardless of position.

Woodard, the top-ranked player in Mississippi and a Dandy Dozen selection, is ranked 56th overall nationally and is the son of Robert Woodard, Sr., who played at MSU from 1987-90.

He led Columbus to the Class 6A crown in 2016 and was last year's Gatorade Player of the year.

The 6-6, 187-pound Stewart is listed as the 33rd best small forward.

As a junior at Riverside last year, he averaged 18.9 points, 9.7 rebounds and 3.1 assists.

Nationally, Scout has him as the 103rd best player overall, while Rivals has him at 103.

## MSU Freshman Blocked Shots Record

Name	Season	G	BS	Avg
1. Jarvis Varnado	2006-07	35	67	1.9
2. Erick Dampier	1993-94	29	65	2.2
3. Rickey Brown	1976-77	27	58	2.1
4. Kalpatrick Wells	1979-80	27	51	1.9
5. Abdul Ado	2017-18	19	39	2.1
6. Wiley Peck	1975-76	25	37	1.5
7. Chan. Nichols	1987-88	28	30	1.1
8. Fred Thomas	2012-13	32	27	0.8
8. Gavin Ware	2012-13	32	24	0.8
10. Carl Nichols	1987-88	29	21	0.7

## Player SEC Rankings

Quinnndary Weatherspoon	
Scoring .....	14th
FG % .....	4th
Assists .....	7th
Steals .....	T4th
Minutes Played .....	18th
Rebounding .....	19th
Aric Holman	
Rebounding .....	6th
Offensive Rebounds .....	8th
Abdul Ado	
Blocks .....	5th
Rebounding .....	T8th
Offensive Rebounds .....	6th



## 2017-18 MISSISSIPPI STATE NOTES

## MSU AND RPI

■ In the five major RPI rankings, MSU is in the Top 75 of each one. Here's the breakdown . . .

ESPN.....	74
NCAA.....	81
Real Time .....	81
Sagarin .....	81
BPI.....	81

## NOVEMBER NUMBERS

■ Mississippi State posted a perfect 6-0 mark in November.

The six wins tie for the second-most in school history with the 1998 squad. The record of seven came in 2012 (7-1).

2012 was also the last year the Bulldogs advanced to postseason (NIT).

## Q WITH THE SEC AWARDS

■ Junior guard **Quinnndary Weatherspoon** has been recognized by the SEC in each of his three years.

In 2016, he was named to the SEC All-Freshman Team. In 2017, he was named preseason All-SEC and finished the year on the second-team All-SEC team.

This year, he's been tabbed first-team All-SEC by the coaches and second team by the media.

## A CLOSER LOOK AT SEC OPENERS

■ Mississippi State is now 46-39 all-time in SEC openers after being Arkansas, 78-75. At home, the Bulldogs are 31-19. On the road, they are 15-19. In neutral site affairs, MSU is 0-1.

MSU has played Auburn the most (21 games), while the Bulldogs have collected 10 wins against Auburn and LSU to lead the way.

The most losses have come against Auburn (11), while the only team MSU hasn't opened up with is Missouri.

Last year, MSU opened with a 68-58 loss versus Alabama.

Team	Record
Alabama .....	2-5
Arkansas.....	4-1
Auburn .....	10-11
Florida.....	5-7
Georgia.....	1-1
Kentucky.....	2-3
LSU.....	10-1
Ole Miss.....	3-1
South Carolina.....	3-0
Tennessee .....	3-4
Texas A&M.....	0-1
Vanderbilt.....	3-3

## LINEUP NOTABLE

■ On the year, MSU has implemented three different lineups.

However, only two have started all 20 games — **Quinnndary** and **Nick Weatherspoon**.

## MSU LEGENDS

■ Later this year, the SEC will announce the 14 legends for 2018.

Last year, Dontae' Jones made this presitigous list.

A native of Nashville, Tenn., Jones played for the Bulldogs in 1996 and led MSU to the SEC Tournament crown and MSU's first trip to the cov-

eted Final Four.

The All-SEC selection was the overall 21st pick of the 1996 draft by the New York Knicks before being traded to the Boston Celtics.

This year's honorees will be announced at the SEC Tournament in St. Louis.

## All-Time MSU Legends

<b>1999:</b> Bailey Howell	<b>2009:</b> Tony Watts
<b>2000:</b> Jim Ashmore	<b>2010:</b> Kermit Davis
<b>2001:</b> W.D. Stroud	<b>2011:</b> Darryl Wilson
<b>2002:</b> Jeff Malone	<b>2012:</b> Chuck Evans
<b>2003:</b> Joe Dan Gold	<b>2013:</b> Horatio Webster
<b>2004:</b> Greg Carter	<b>2014:</b> Erick Dampier
<b>2005:</b> Jack Bouldin	<b>2015:</b> Doug Hutton
<b>2006:</b> Rickey Brown	<b>2016:</b> Mario Austin
<b>2007:</b> Richard Williams	<b>2017:</b> Dontae' Jones
<b>2008:</b> Wiley Peck	<b>2018:</b> ???

## BREAKDOWN OF GAMES IN JACKSON

■ MSU is now 19-6 all-time at Mississippi Coliseum following the 70-64 win against Southern Miss on Dec. 23.

The Bulldogs and Golden Eagles have now met five times at Mississippi Coliseum, with MSU holding a 3-2 advantage.

Here's the entire breakdown . . .

DATE	OPPONENT	W/L	SCORE
12-15-62	Memphis State	W	77-66
01-28-63	Southern Miss	W	62-52
12-14-63	Memphis State	L	73-65
12-16-63	Southern Miss	L	65-60
12-29-64	Mississippi College	L	72-57
12-30-64	Delta State	W	82-63
01-28-65	Arkansas	L	84-69
12-18-78	Iowa State	W	80-70
12-15-80	Southern Miss	L	68-53
11-30-85	Jackson State	W	77-62
12-16-87	McNeese State	W	76-66
11-17-98	Arkansas-Pine Bluff	W	105-53
12-18-02	Georgia State	W	78-54
12-22-04	Jacksonville State	W	95-53
12-15-05	Jacksonville State	W	104-80
12-21-06	New Orleans	W	89-63
01-05-08	Lafayette	W	77-53
12-22-08	Nicholls State	W	77-68
12-22-09	Centenary	W	88-51
12-22-11	Northwestern State	W	82-67
12-22-13	Central Arkansas	W	79-72
12-20-14	USC Upstate	L	53-51
12-23-15	Northern Colorado	W	93-69
12-19-16	Southern Miss	W	86-44
12-23-17	Southern Miss	W	70-64

## OLE MISS SETBACK

■ In the setback at Ole Miss, the Bulldogs lost for the first time this season when leading at the half (11-1), having more assists (11-0) and in games decided by 10 points or less (6-1).

Mississippi State also surrendered a 13-point lead, the most since LSU over-came a 14-point deficit in 2016.

The game also marked the first time all season the Bulldogs failed to have anyone score in double-digits.

MSU also saw a 13-point lead against No. 22 Auburn on Saturday evaporate in a 76-68 loss.

## HERARD LEAVES TEAM

■ Sophomore forward Schnider Herard announced on Dec. 31 he plans to transfer and is

no longer on the team.

In his career, the Haiti native appeared in 43 games and drew 19 starts. He averaged 4.0 points and 4.2 rebounds, while blocking 16 shots.

This season, he appeared in 11 games and scored 11 points while hauling in 23 rebounds and blocking 8 shots.

## CENTURY MARK SCORING

■ Against North Florida, MSU scored 100-plus points for the first time since a 106-88 win against Eastern Washington on Nov. 13, 2015.

It also marked the 54th time in school history the Dogs have reached the century mark.

The 109 points scored were the most since MSU totaled 107 against Arkansas-Pine Bluff in 1999.

MSU also shot a season-high .620 percent (44-71) from the floor.

That marked the Bulldogs' highest total since making 62 percent of its shots against Auburn on Jan. 16, 2011.

## OH, SO CLOSE

■ Entering the game against Auburn on Jan. 13, Mississippi State had won 13-straight games at Humphrey Coliseum dating back to last year.

That was one shy of the record for consecutive wins.

However, the Tigers kept MSU from tying the mark with a come-from-behind with a 76-68 victory.

Here's the breakdown to top Humphrey Coliseum streaks . . .

Streak	Date	Ended By
14	1-22-03 to 1-10-04	Kentucky
13	3-4-17 to 1-2-18	Auburn
13	1-23-78 to 1-15-79	Alabama
12	2-25-04 to 2-12-05	LSU


## CHARTING THE BULLDOGS

Dunks		How First Points Were Scored	
Aric Holman	30	3-pointer	8
Abdul Ado	18	Jumper	2
Quinnndary Weatherspoon	11	Layup	6
Xavian Stapleton	9	Free Throw	1
Nick Weatherspoon	7	Dunk	3
Tyson Carter	5		
E.J. Datcher	5		
KeyShawn Feazell	3		
Eli Wright	2		
		Final Three Minutes From FT Line	
		Q. Weatherspoon	10-13 (.769)
		Nick Weatherspoon	6-10 (.600)
		Aric Holman	2-3 (.667)
		Tyson Carter	2-3 (.667)
		Drew Davis	1-2 (.500)
		KeyShawn Feazell	1-2 (.500)
		Abdul Ado	1-7 (.143)
		Nick Singleton	0-1 (.000)
		<b>TOTAL</b>	<b>23-41 (.561)</b>
		<b>Opponent Total</b>	<b>34-51 (.667)</b>
<b>Charges Drawn</b>			
Nick Weatherspoon	14		
Tyson Carter	3		
T.J. Gray	1		
Lamar Peters	1		
<b>Point Distribution (%)</b>			
Seniors	3 (0.2)		
Juniors	658 (44.5)		
Sophomores	446 (30.1)		
Freshmen	373 (25.2)		
<b>TOTAL:</b>	<b>1,480</b>		
<b>First Sub</b>			
Xavian Stapleton	13		
E.J. Datcher	5		
Lamar Peters	5		
Schnider Herard	4		
Eli Wright	4		
Tyson Carter	2		
KeyShawn Feazell	1		
<b>Scored First Points</b>			
Aric Holman	8		
Quinnndary Weatherspoon	4		
Tyson Carter	4		
Nick Weatherspoon	3		
Abdul Ado	1		

Wins	Stat	Losses
80.2	Points	59.5
63.3	Opp. Points	70.3
+16.9	Scoring Margin	-10.8
.496	FG%	.369
.398	Opp. FG%	.395
.315	3FG%	.244
.312	Opp. 3FG%	.344
.660	FT%	.700
.630	Opp. FT%	.734
39.8	Rebounds	37.5
33.3	Opp. Rebounds	39.3
+6.5	Rebound Margin	-1.8
15.1	Assists	10.3
13.4	Turnovers	14.2
+2.3	Turnover Margin	-3.3
7.3	Steals	5.5
6.2	Blocks	3.8

CATEGORY	RANK
Scoring offense .....	11
Scoring defense .....	1
FG% .....	6
FG% defense .....	3
3PT FG%.....	14
3PT FG% defense .....	4
FT%.....	14
Rebounds .....	4
Rebounds allowed .....	10
Rebound margin .....	7
Assists .....	9
Blocked shots .....	4
Steals .....	6
Turnover margin .....	8
Assist/Turnover ratio.....	11

2017-18		Career	2017-18		Career	2017-18		Career
Double-Digit Scoring			Double-Doubles			5+ Block Games		
Q. Weatherspoon	16 (11-5)	61 (35-26)	Aric Holman	5 (3-2)	7 (5-2)	Aric Holman		2 (2-0)
Tyson Carter	6 (6-0)	17 (12-5)	Abdul Ado	3 (1-2)	3 (1-2)	Schnider Herard	1 (1-0)	1 (1-0)
Aric Holman	14 (11-3)	26 (20-6)	Quinnndary Weatherspoon	1 (1-0)	3 (3-0)	Abdul Ado	1 (1-0)	1 (1-0)
Lamar Peters	7 (5-2)	24 (14-10)	Schnider Herard		2 (1-1)			
Schnider Herard		4 (2-2)	Xavian Stapleton		1 (1-0)			
Eli Wright	1 (1-0)	3 (3-0)						
Xavian Stapleton	2 (2-0)	9 (6-3)						
Nick Weatherspoon	13 (10-3)	13 (10-3)						
Abdul Ado	5 (2-3)	5 (2-3)						
E.J. Datcher	1 (1-0)	1 (1-0)						
KeyShawn Feazell	1 (1-0)	1 (1-0)						
20+ Points			3+ 3-Pointers			5+ Made Free Throws		
Quinnndary Weatherspoon	5 (5-0)	15 (13-2)	Tyson Carter	2 (2-0)	9 (7-2)	Quinnndary Weatherspoon	5 (4-1)	16 (12-4)
Lamar Peters		4 (3-1)	Quinnndary Weatherspoon	2 (1-1)	15 (9-6)	Aric Holman		2 (2-0)
Tyson Carter	2 (2-0)	3 (2-1)	Lamar Peters	3 (2-1)	12 (7-5)	Lamar Peters	1 (1-0)	6 (3-3)
Aric Holman	2 (2-0)	2 (2-0)	Xavian Stapleton	2 (2-0)	4 (3-1)	Schnider Herard		2 (2-0)
Nick Weatherspoon	1 (1-0)	1 (1-0)	Nick Weatherspoon	2 (2-0)	2 (2-0)	Xavian Stapleton		1 (1-0)
			Nick Singleton	1 (1-0)	1 (1-0)	E.J. Datcher	1 (1-0)	1 (1-0)
			Aric Holman	1 (0-1)	1 (0-1)	Nick Weatherspoon	3 (3-0)	3 (3-0)
						Tyson Carter	2 (2-0)	2 (2-0)
30+ Points			10+ 3-Point Attempt Games			Note: Record in games in ( )		
Tyson Carter	1 (1-0)	1 (1-0)	Lamar Peters		2 (2-0)			
			Tyson Carter	3 (2-1)	5 (3-2)			
10+ Rebounds			3+ Steal Games					
Aric Holman	5 (3-2)	8 (6-2)	Quinnndary Weatherspoon	3 (3-0)	11 (8-3)			
Abdul Ado	5 (3-2)	5 (3-2)	Lamar Peters	3 (2-1)	7 (4-3)			
Quinnndary Weatherspoon	1 (1-0)	3 (3-0)	Xavian Stapleton	1 (1-0)	2 (2-0)			



## Ben Howland

**22nd Season Overall | 3rd Season At Mississippi State**  
**445-244 (44-38 at MSU)**

- On March 23, 2015, Ben Howland was named the 20th head coach in Mississippi State history.
- In four different stints as a head coach, Howland has a 445-244 record – Northern Arizona (79-59), Pittsburgh (89-40), UCLA (233-107) and Mississippi State (44-38).
- Led UCLA to three-consecutive Final Fours.
- In 2006, the Bruins played Florida for the national championship.
- In 2008, Howland became one of three coaches in NCAA Division I history to win at least 30 games in three-straight seasons, joining Adolph Rupp (Kentucky 1947-49) and John Calipari (Memphis, 2006-08).
- During his 10-year tenure at UCLA, the Bruins went to the NCAA Tournament seven times and won four Pac-10 regular-season crowns, while having 18 players drafted by NBA teams.
- His 97 victories from 2006-08 stand as the most by any UCLA head coach in a three-year span.
- Has been a Conference Coach of the Year in the Pac-10, Big East and Big Sky.
- His final two years at Pitt, the Panthers went 57-11 and reached the Sweet 16 both years.
- In 2003, Pittsburgh won the Big East Tournament crown and held the nation's No. 2 ranking for eight weeks in the Associated Press poll before ending the year at No. 4.
- In 2002, Howland guided the Panthers to a school-record 29 wins en route to becoming the school's first coach in 26 years to garner National Coach of the Year honors.
- Howland's first coaching gig was at Northern Arizona, where his last three teams posted 20-plus win seasons, including a school-record 21 victories in 1997 en route to capturing the Big Sky regular-season title and played in the NIT.
- In 1998, Howland guided NAU to its first NCAA Tournament after capturing the Big Sky Tournament championship and second-straight regular-season crown.
- Howland spent one year as a graduate assistant at Gonzaga (1981) before becoming an assistant at California-Santa Barbara from 1982-94.
- Played two years at Santa Barbara College before transferring to Weber State, where he earned his degree in physical education in 1979.
- Howland and his wife, Kim, a former Weber State cheerleader, have two children – Meredith and Adam (Brittney) – and two grandsons, Benjamin Clark Howland II and Elijah Howland.



### Howland's Year-By-Year Record

#### Northern Arizona (1994-99)

Year	Overall	Big Sky Record	Postseason
1995	9-17	4-10 (7th)	
1996	7-19	3-11 (7th)	
1997	21-7	13-1 (1st)	NIT First Round
1998	21-8	12-2 (1st)	NCAA First Round
1999	21-8	12-4 (2nd)	
<b>Totals</b>	<b>79-59 (.572)</b>	<b>44-28 (.611)</b>	

#### Pittsburgh (2000-03)

Year	Overall	Big East Record	Postseason
2000	13-15	5-11 (11th)	
2001	19-14	7-9 (5th West)	NIT Second Round
2002	29-6	13-3 (1st West)	NCAA Sweet 16
2003	28-5	13-3 (T1st West)	NCAA Sweet 16
<b>Totals</b>	<b>89-40 (.690)</b>	<b>38-26 (.594)</b>	

#### UCLA (2004-13)

Year	Overall	Pac-10/12 Record	Postseason
2004	11-17	7-11 (T7th)	
2005	18-11	11-7 (T3rd)	NCAA First Round
2006	32-7	14-4 (1st)	NCAA Runner-up
2007	30-6	15-3 (1st)	NCAA Final Four
2008	35-4	16-2 (1st)	NCAA Final Four
2009	26-9	13-5 (2nd)	NCAA Second Round
2010	14-18	8-10 (T5th)	
2011	23-11	13-5 (2nd)	NCAA Second Round
2012	19-14	11-7 (T5th)	
2013	25-10	13-5 (1st)	NCAA First Round
<b>Totals</b>	<b>233-107 (.685)</b>	<b>121-59 (.672)</b>	

#### Mississippi State (2016-Present)

Year	Overall	SEC Record	Postseason
2016	14-17	7-11	
2017	16-16	6-12	
2018	14-6	2-5	
<b>Totals</b>	<b>44-39 (.530)</b>	<b>15-28 (.349)</b>	
<b>OVERALL 445-245 (.645)</b>			

**1ST MSU WIN**  
**EASTERN WASHINGTON**  
**FEB. 13, 2015**

**5TH MSU WIN**  
**TULANE**  
**DEC. 19, 2015**

**1ST SEC WIN**  
**OLE MISS**  
**JAN. 23, 2016**

**10TH MSU WIN**  
**ARKANSAS**  
**FEB. 9, 2016**

**15TH WIN**  
**NORFOLK STATE**  
**NOV. 11, 2016**

**20TH MSU WIN**  
**GEORGIA STATE**  
**DEC. 4, 2016**

**25TH MSU WIN**  
**ARKANSAS**  
**JAN. 10, 2017**

**30TH MSU WIN**  
**LSU**  
**MARCH 8, 2017**

**40TH MSU WIN**  
**LITTLE ROCK**  
**DEC. 20, 2017**

**42**  
**BIGGEST WIN**  
**SOUTHERN MISS,**  
**DEC. 19, 2016**



## UNDER BEN HOWLAND . . .

CATEGORY	2018	AT MSU
Leads at Halftime	12-2	33-5
Trails at Halftime	2-4	8-33
Is Tied at Halftime		3-1
Shoots 45% or better from the field	11-0	36-8
Shoots less than 45% from the field	3-6	8-31
Opp. shoots less than 45% from the field	11-6	32-19
Opp. shoots 45% or better from the field	3-0	12-20
Outrebounds (or ties) the opponent	12-3	30-13
Outrebounded by the opponent	2-3	14-26
More Assists (or ties) than the opponent	12-3	40-18
Fewer Assists than the opponent	2-3	4-21
Fewer (or ties) TOs than opponent	11-1	34-12
More TOs than opponent	3-5	10-27
Holds opponents to 65 points or less	9-2	25-5
In games decided by 10 points or less	6-3	19-26
All Games	14-6	44-39
Home Games	13-1	33-13
Road Games	0-5	4-21
Neutral-sites	1-0	7-5
Non-SEC Games	12-1	28-9
Non-SEC Home Games	11-0	22-3
Non-SEC Road Games	0-1	0-3
Non-SEC Neutral-site Games	1-0	6-3
SEC Games	2-5	15-28
SEC Home Games	2-1	11-10
SEC Road Games	0-4	4-18
SEC Tournament		1-2
November Games	6-0	13-5
December Games	6-1	15-4
January Games	2-5	8-16
February Games		5-11
March Games		3-3
Monday Games	1-0	3-1
Tuesday Games	2-2	5-13
Wednesday Games	2-1	6-6
Thursday Games	1-0	5-4
Friday Games	1-0	4-2
Saturday Games	5-3	15-13
Sunday Games	2-0	5-0
Overtime Games		0-2
Television Games	13-6	32-38

Alabama	2-5	Kent State	0-1	Rutgers	6-1
Alabama State	1-0	Kentucky	1-4	Sacramento State	7-2
Albany	1-0	Lehigh	0-1	Sam Houston State	2-1
Appalachian State	1-0	Little Rock	1-0	San Diego	0-3
Arizona	14-11	Long Beach State	3-1	San Diego State	0-1
Arizona State	17-8	Louisiana Tech	1-0	San Jose State	1-0
Arkansas	3-2	Loyola Marymount	3-2	Savannah State	1-0
Arkansas-Pine Bluff	1-0	LSU	4-1	Seton Hall	5-2
Auburn	1-2	Marist	1-0	Sonoma State	1-0
Belmont	1-0	Marquette	0-1	South Carolina	1-3
Boise State	1-4	Maryland	1-0	South Florida	0-1
Boston College	4-2	McNeese State	1-0	Southeast Louisiana	1-0
Butler	0-1	Memphis	1-2	Southern University	0-1
BYU	2-0	Mercer	1-0	Southern Cal	14-9
Cal Poly	2-2	Miami	3-4	Southern Illinois	1-0
Cal State Bakersfield	1-0	Miami (OH)	1-0	Southern Miss	2-0
Cal State Fullerton	1-1	Michigan	4-3	Southern Utah	3-1
Cal State Northridge	9-2	Michigan State	3-1	Southwest Texas	0-1
CSU San Bernardino	1-0	Middle Tenn. State	0-1	St. Bonaventure	2-0
California	17-10	Minnesota	0-1	St. Francis (N.Y.)	2-0
Central Conn. State	1-0	Mississippi State	0-2	St. Francis (Pa.)	4-0
Central Florida	0-1	Missouri-Kansas City	1-1	St. Johns	2-3
Chaminade (Hawaii)	3-0	MVSU	1-0	St. Martin's	1-0
Chicago State	1-0	Missouri	3-0	Stanford	14-7
Cincinnati	0-2	Missouri State	1-0	Stephen F. Austin	2-1
Co. of Notre Dame	1-0	Montana	6-5	Syracuse	4-5
Colorado	2-0	Montana State	9-3	Temple	1-0
Colorado College	2-0	Montana Tech	1-0	Tennessee	1-3
Colorado State	1-0	Morehead State	1-0	Tennessee Martin	2-0
Concordia (Calif.)	0-1	Morgan State	1-0	Texas	1-3
Connecticut	2-3	Morris Brown	1-0	Texas A&M	3-2
Coppin State	1-0	N. Mexico Highlands	1-0	Texas Arlington	1-1
Davidson	1-0	Nebraska	1-1	Texas El Paso	1-0
Dayton	1-0	Nevada	1-0	Texas Tech	0-2
Delaware State	2-0	New Mexico State	2-0	Texas Pan American	2-0
DePaul	1-0	New Orleans	2-0	Texas Southern	1-0
Drexel	1-0	Norfolk State	3-0	Tulane	1-0
Duquesne	3-1	North Carolina AT&T	1-0	UC Davis	3-0
East Carolina	0-1	North Carolina Central	1-0	UC Irvine	5-1
East Tennessee State	0-1	North Dakota State	1-0	UC Riverside	2-0
Eastern Illinois	1-0	North Florida	1-0	UC Santa Barbara	0-1
Eastern Washington	11-1	North Georgia	1-0	UCLA	0-1
Elon	1-0	Northern Arizona	1-0	UNLV	0-1
Florida	0-6	Northern Colorado	1-0	Utah	2-1
Florida A&M	1-0	Northwestern State	1-0	Vanderbilt	2-1
Florida International	2-1	Notre Dame	5-8	Vermont	1-0
Florida State	0-1	Oakland	2-0	Villanova	3-3
Fresno State	1-0	Occidental College	1-0	VCU	1-3
George Mason	1-0	Ohio State	2-0	Virginia Tech	2-0
George Washington	1-0	Ole Miss	1-4	Wagner	2-0
Georgetown	5-4	Oral Roberts	0-2	Washington	10-11
Georgia	1-4	Oregon	12-8	Washington State	18-3
Georgia State	1-0	Oregon State	17-4	Weber State	3-9
Georgia Tech	1-0	Pacific	1-0	West Virginia	5-4
Gonzaga	1-0	Penn State	2-1	Western Illinois	2-0
Green Bay	1-0	Pennsylvania	1-0	Western Kentucky	1-0
Idaho	1-3	Pepperdine	4-0	Western Oregon	1-0
Idaho State	8-3	Pittsburgh	1-0	Wright State	1-0
Illinois State	1-0	Portland	0-1	Wyoming	1-0
Indiana	2-0	Portland State	5-3	Xavier	1-0
Indiana State	1-0	Prairie View A&M	2-0	Yale	1-0
IUPUI	1-0	Providence	3-1	Youngstown State	1-0
Jacksonville State	1-0	Rhode Island	2-0		
James Madison	1-0	Richmond	1-0		
Kansas	1-3	Robert Morris	4-0		

TOTAL: 445-245

## On The Bench . . .



**George Brooks**  
8th Year

- Played for the Bulldogs from 1992-94.
- Helped develop forwards Arnett Moultrie, a first-round draft choice in the 2012 NBA draft and Gavin Ware, along with Jamarion Moon and Ronald Murray who went on to enjoy NBA careers.
- Named the second-best recruiter in the SEC by Sporting News this past summer.



**Korey McCray**  
3rd Year

- Spent two seasons under Howland at UCLA.
- Worked with and created tailor-made offseason training programs for NBA talents such as Dwight Howard, John Wall, Javaris Crittenton, Anthony Morrow, Jarrett Jack, Jarvis Hayes, Von Wafer, Mario West and Damien Wilkins.
- In 2012, he was instrumental in UCLA landing the No. 1-ranked recruiting class.



**Ernie Ziegler**  
3rd Year

- Spent six seasons at Central Michigan (2007-12) as head coach, leading the Chippewas to two Mid-American Conference West Division titles and a pair of Michigan MAC Trophies.
- He spent five seasons as an assistant under the tutelage of Howland at both Pittsburgh (2002-03) and UCLA (2004-06).
- From 1992 to 1997, Zeigler was the head AAU coach for Team Detroit.

# MISSISSIPPI STATE BY THE NUMBERS

## GAME-BY-GAME SPECIALTY STATS (MSU First)

<u>Opponent</u>	<u>Paint</u>	<u>Off TO</u>	<u>2nd Chance</u>	<u>Fast Break</u>	<u>Bench</u>
Alabama State	46/32	17/4	11/16	14/0	50/34
Florida A&M	42/22	25/9	4/5	14/9	26/12
Green Bay	48/22	21/17	10/4	8/2	22/33
Stephen F. Austin	36/24	17/12	9/10	6/6	6/23
Jacksonville State	40/28	4/14	7/10	4/2	11/19
North Dakota State	28/20	21/14	10/6	12/2	10/16
Dayton	24/26	21/15	2/6	2/4	13/6
North Georgia	46/30	18/5	11/12	8/4	45/25
Cincinnati	24/24	6/22	6/13	12/6	0/6
UT Martin	44/22	21/10	31/11	12/10	31/23
Little Rock	30/28	27/10	13/11	6/0	12/20
Southern Miss	28/20	15/26	6/12	4/2	28/7
North Florida	58/28	24/17	19/6	13/8	41/29
Arkansas	38/42	19/9	16/9	10/4	15/14
Ole Miss	30/24	7/14	11/15	4/8	23/39
Florida	30/22	16/18	12/16	0/7	10/17
Auburn	30/18	10/19	13/9	10/2	16/13
Vanderbilt	42/44	17/6	7/2	10/4	23/31
Alabama	28/38	6/19	13/20	2/4	18/17
Kentucky	34/36	18/9	13/9	12/6	19/15

## GAME-BY-GAME LEAD/DEFICIT

<u>Opponent</u>	<u>Largest Lead</u>	<u>Largest Deficit</u>	<u>Final Score</u>
Alabama State	35 (76-41, 2nd)	1 (0-1, 1st)	W, 96-68
Florida A&M	36 (79-43, 2nd)	Never Trailed	W, 79-48
Green Bay	16 (24-8, 1st)	Never Trailed	W, 77-68
Stephen F. Austin	16 (68-52, 2nd)	8 (32-40, 1st)	W, 80-75
Jacksonville State	4 (4-0, 1st)	8 (33-41, 2nd)	W, 59-56
North Dakota State	27 (81-54, 2nd)	Never Trailed	W, 83-59
Dayton	21 (41-20, 2nd)	1 (5-6, 1st)	W, 61-59
North Georgia	38 (92-54, 2nd)	Never Trailed	W, 95-62
Cincinnati	3 (3-0, 1st)	19 (33-53)	L, 65-50
UT Martin	38 (90-52, 2nd)	2 (4-6, 1st)	W, 92-61
Little Rock	22 (62-40, 2nd)	3 (0-3, 1st)	W, 64-48
Southern Miss	11 (26-15, 1st)	4 (49-53, 2nd)	W, 70-64
North Florida	28 (109-81, 1st)	4 (2-6, 1st)	W, 109-81
Arkansas	4 (32-28, 1st)	8 (42-50, 2nd)	W, 78-75
Ole Miss	13 (33-20, 1st)	6 (58-64, 2nd)	L, 64-58
Florida	5 (7-2, 1st)	23 (42-65, 2nd)	L, 71-54
Auburn	13 (39-26, 2nd)	11 (54-65, 2nd)	L, 76-68
Vanderbilt	21 (75-54, 2nd)	Never Trailed	W, 80-62
Alabama	Never Led	20 (19-39, 2nd)	L, 68-62
Kentucky	6 (11-5, 1st)	13 (78-65, 2nd)	L, 78-65

## Mississippi State Scoring By The Half

<u>Team</u>	<u>1st Half</u>	<u>2nd Half</u>	<u>OT</u>
Alabama State	58	31	
Florida A&M	28	51	
Green Bay	40	37	
Stephen F. Austin	32	48	
Jacksonville State	25	34	
North Dakota State	29	54	
Dayton	35	26	
North Georgia	53	42	
Cincinnati	25	25	
UT Martin	39	53	
Little Rock	26	38	
Southern Miss	36	34	
North Florida	47	62	
Arkansas	32	46	
Ole Miss	34	24	
Florida	28	26	
Auburn	35	33	
Vanderbilt	37	43	
Alabama	22	40	
Kentucky	36	29	

**Lowest First Half:** 25, Jacksonville State, Cincinnati

**Highest First Half:** 58, Alabama State

**Lowest 2nd Half:** 24, Ole Miss

**Highest 2nd Half:** 62, North Florida

## Opponent Scoring By The Half

<u>Team</u>	<u>1st Half</u>	<u>2nd Half</u>	<u>OT</u>
Alabama State	31	37	
Florida A&M	17	31	
Green Bay	32	36	
Stephen F. Austin	40	35	
Jacksonville State	29	27	
North Dakota State	24	35	
Dayton	20	39	
North Georgia	26	36	
Cincinnati	35	30	
UT Martin	33	28	
Little Rock	23	25	
Southern Miss	26	37	
North Florida	43	38	
Arkansas	28	47	
Ole Miss	28	36	
Florida	33	38	
Auburn	33	52	
Vanderbilt	25	37	
Alabama	41	27	
Kentucky	38	40	

**Lowest First Half:** 17, Florida A&M

**Highest First Half:** 47, Arkansas

**Lowest 2nd Half:** 25, Little Rock

**Highest 2nd Half:** 52, Auburn

# MISSISSIPPI STATE BY THE NUMBERS

## MSU'S 2017-18 RECORD WHEN . . .

Leads at Halftime	12-2
Trails at Halftime	2-4
Is Tied at Halftime	
Shoots 45% or better from the field	11-0
Shoots less than 45% from the field	3-6
Opp. shoots less than 45% from the field	11-6
Opp. shoots 45% or better from the field	3-0
Outrebounds (or ties) the opponent	12-3
Outrebounded by the opponent	2-3
More Assists (or ties) than the opponent	12-3
Fewer Assists than the opponent	2-3
Fewer (or ties) TOs than opponent	11-1
More TOs than opponent	3-5
Holds opponents to 65 points or less	9-2
In games decided by 10 points or less	6-3

## MSU'S 2017-18 RECORD IN . . .

All Games	14-6
Home Games	13-1
Road Games	0-5
Neutral-sites	1-0
Non-SEC Games	12-1
Non-SEC Home Games	11-0
Non-SEC Road Games	0-1
Non-SEC Neutral-site Games	1-0
SEC Games	2-5
SEC Home Games	2-1
SEC Road Games	0-4
SEC Tournament	
November Games	6-0
December Games	6-1
January Games	2-5
February Games	
March Games	
Monday Games	1-0
Tuesday Games	2-2
Wednesday Games	2-1
Thursday Games	1-0
Friday Games	1-0
Saturday Games	5-3
Sunday Games	2-0
Overtime Games	
Television Games	13-6
Games vs. Ranked Opponents	1-2

## MISC. 2017-18 TEAM STATS

### Largest Lead Surrendered in Loss:

13, Ole Miss (1-6-18), Auburn (1-13-18)

### Largest Deficit Overcome in Win:

8, Stephen F. Austin (11-22-17),  
Jacksonville St. (11-26-17) and Arkansas (1-2-18)

### Largest Lead at Anytime:

38, North Georgia (12-09-17) and  
UT Martin (12-12-17)

### Largest Deficit Anytime:

20, Alabama (1-20-18)

## MISCELLANEOUS MSU INDIVIDUAL STATISTICS

**Games Scoring in Double Figures:** Q. Weatherspoon 16, Holman 14, N. Weatherspoon 13, Peters 7, Carter 6, Ado 5, Stapleton 2, Wright, Datcher, Feazell

**Games Scoring 20-plus Points:** Q. Weatherspoon 5, Carter 2, Holman 2, Nick Weatherspoon

**Games Scoring 30-plus Points:** Carter

**Games Rebounding in Double Figures:** Ado 5, Holman 5, Q. Weatherspoon

**Games With Double Figures in Assists:** Q. Weatherspoon

**Games With Double-Doubles:** Holman 5, Ado 3, Q. Weatherspoon

**Games With Triple-Doubles:**

**Games As Team High Scorer (or co-leader):** Q. Weatherspoon 10, Holman 4, Carter 3, N. Weatherspoon 3, Peters 3, Ado, Stapleton

**Games As Team High Rebounder (or co-leader):** Ado 9, Holman 8, Q. Weatherspoon 3, Peters, Stapleton

**Games As Team Leader in Assists (or co-leader):** Q. Weatherspoon 14, Peters 8, N. Weatherspoon 4, Carter

**Games As Team Leader in Steals (or co-leader):** Q. Weatherspoon 9, Ado 6, Peters 6, Stapleton 5, N. Weatherspoon 3, Carter 3, Datcher

**Games As Team Leader in Blocks (or co-leader):** Ado 11, Holman 6, Peters 2, Stapleton 2, Wright 2, Herard, Datcher, Q. Weatherspoon

**Games As Team Leader in Turnovers (or co-leader):** Q. Weatherspoon 10, Ado 8, Peters 6, N. Weatherspoon 4, Carter, Holman 2, Stapleton, Singleton

## MSU'S RECORD BY STARTING LINEUP

N. Weatherspoon, Q. Weatherspoon, Carter, Holman, Ado	11-5
N. Weatherspoon, Q. Weatherspoon, Peters, Holman, Ado	2-1
N. Weatherspoon, Q. Weatherspoon, Peters, Stapleton, Datcher	1-0

## GAME-BY-GAME STARTERS

<u>Opponent</u>	<u>Date</u>	<u>Guard</u>	<u>Guard</u>	<u>Guard</u>	<u>Forward</u>	<u>Forward</u>	<u>Record</u>
Alabama State	11-10-17	W'Spoon	W'Spoon	Peters	Stapleton	Datcher	1-0
Florida A&M	11-18-17	W'Spoon	W'Spoon	Peters	Holman	Ado	2-0
Green Bay	11-20-17	W'Spoon	W'Spoon	Peters	Holman	Ado	3-0
Stephen F. Austin	11-22-17	W'Spoon	W'Spoon	Carter	Holman	Ado	4-0
Jacksonville State	11-26-17	W'Spoon	W'Spoon	Carter	Holman	Ado	5-0
North Dakota State	11-30-17	W'Spoon	W'Spoon	Carter	Holman	Ado	6-0
Dayton	12-03-17	W'Spoon	W'Spoon	Carter	Holman	Ado	7-0
North Georgia	12-09-17	W'Spoon	W'Spoon	Carter	Holman	Ado	8-0
Cincinnati	12-12-17	W'Spoon	W'Spoon	Carter	Holman	Ado	8-1
UT Martin	12-16-17	W'Spoon	W'Spoon	Carter	Holman	Ado	9-1
Little Rock	12-20-17	W'Spoon	W'Spoon	Carter	Holman	Ado	10-1
Southern Miss	12-23-17	W'Spoon	W'Spoon	Carter	Holman	Ado	11-1
North Florida	12-30-17	W'Spoon	W'Spoon	Carter	Holman	Ado	12-1
Arkansas	01-02-18	W'Spoon	W'Spoon	Carter	Holman	Ado	13-1
Ole Miss	01-06-18	W'Spoon	W'Spoon	Carter	Holman	Ado	13-2
Florida	01-10-18	W'Spoon	W'Spoon	Carter	Holman	Ado	13-3
Auburn	01-13-18	W'Spoon	W'Spoon	Carter	Holman	Ado	13-4
Vanderbilt	01-16-18	W'Spoon	W'Spoon	Carter	Holman	Ado	14-4
Alabama	01-20-18	W'Spoon	W'Spoon	Carter	Holman	Ado	14-5
Kentucky	01-23-18	W'Spoon	W'Spoon	Peters	Holman	Ado	14-6
Missouri							
South Carolina							
Georgia							
Alabama							
Missouri							
Vanderbilt							
Ole Miss							
Texas A&M							
South Carolina							
Tennessee							
LSU							

## 2017-18 Win-Loss Differential

Diff.	1	2	3	4	5	6	7	8	9	10	11	12	13	14	15	16	17	18	19	20	21	22	23	24	25+
Won		1	2		1	1			1							1		1						1	5
Lost						2		1					1	1		1									



# THE LAST TIME . . .

## THE LAST TIME AN MSU PLAYER ...

### Scored 30 or more points in a game:

32, Ravern Johnson vs. Tenn. St. (11-12-10)

### Scored 33 or more points in a game:

33, Craig Sword at LSU (2-19-14)

### Scored 34 or more points in a game:

34, Arnett Moultrie vs. UMass (3-13-12)

### Scored 35 or more points in a game:

35, Tyson Carter vs. NDSU (11-30-17)

### Scored 37 or more points in a game:

39, Jeff Malone vs. Alabama (1-31-83)

### Scored 40 or more points in a game:

40, Rickey Brown vs. Auburn (3-7-77)

### Scored 20+ points in back-to-back games:

Quinnndary Weatherspoon 21 vs. UT Martin (12-16-17); 21 vs. Little Rock (12-20-17)

### Scored 20+ points in three-consecutive games:

Craig Sword (24 vs. Loyola, 12-01-13; 24 vs. TCU, 12-05-13; 22 vs. SELA, 12-13-13)

### Scored 20+ points in five-consecutive games:

Jeff Malone, 1982-83 (11 consecutive)

### Scored 30+ points in back-to-back games:

Jeff Malone (36 at Ole Miss & 30 vs. Georgia, 1982-83)

### Scored 30+ points in three-consecutive games:

Jeff Malone (33 at LSU; 36 at Ole Miss & 30 vs. Georgia, 1982-83)

### Two players score 20+ points in same game:

Nick Weatherspoon, 22; Quinnndary Weatherspoon, 22 vs. Arkansas (1-02-18)

### Made 10 field goals in a game:

10, Aric Holman vs. North Florida (12-30-17)

### Made 11 field goals in a game:

11, Q. Weatherspoon, Missouri (1-25-17)

### Made 12 field goals in a game:

12, Tyson Carter, NDSU (11-30-17)

### Made 13 field goals in a game:

13, Horatio Webster vs. SW Missouri St. (11-23-97)

### Made 14 field goals in a game:

14, Cameron Burns at Georgia (1-17-90)

### Made 15 or more field goals in a game:

16, Raymond Brown vs. Florida (3-2-85)

### Attempted 20 field goals in a game:

20, Ravern Johnson vs. St. Mary's (12-29-10)

### Attempted 21 or more field goals in a game:

21, Dee Bost vs. Kentucky (2-16-10)

### Attempted 23 or more field goals in a game:

23, Arnett Moultrie vs. UMass (3-13-12)

### Attempted 25 field goals in a game:

25, Chuck Evans at Alabama (3-6-93)

### Attempted 26 field goals in a game:

26, Tony Watts at Ole Miss (2-22-92)

### Attempted 27 or more field goals in a game:

28, Jeff Malone vs. Vanderbilt (1-8-83)

### Made six 3-pointers in a game:

6, Tyson Carter vs. Dayton (12-3-17)

### Made seven 3-pointers in a game:

7, Lamar Peters vs. Missouri (1-25-17)

### Made eight or more 3-pointers in a game:

8, Winsome Frazier vs. UMKC (11-23-04)

### Attempted 11 3-pointers in a game:

11, Dee Bost vs. Detroit (12-17-11)

### Attempted 12 3-pointers in a game:

12, Ravern Johnson vs. ETSU (12-11-10)

### Attempted 13 or more 3-pointers in a game:

13, Dee Bost vs. Troy (12-10-11)

### Attempted 16 or more 3-pointers in a game:

17, Darryl Wilson vs. Alabama (3-4-95)

### Made 14 or more free throws in a game:

14, Trivante Bloodman vs. Auburn (2-15-14)

### Made 15 or more free throws in a game:

15, Craig Sword vs. Ole Miss (1-11-14)

### Attempted 17 free throws in a game:

17, Jarvis Varnado at Houston (12-19-09)

### Attempted 18 free throws in a game:

18, Craig Sword vs. Ole Miss (1-11-14)

### Attempted 19 free throws in a game:

19, Carl Nichols vs. SE La. (12-1-88)

### Had 16 rebounds in a game:

16, Gavin Ware vs. Maryland ES (1-2-14)

### Had 17 rebounds in a game:

17, Gavin Ware at Auburn (1-21-15)

### Had 18 or more rebounds in a game:

21, Wesley Morgan vs. SE La. (11-28-05)

### Had 22 or more rebounds in a game:

23, Rickey Brown vs. Vanderbilt (12-6-79)

### Had 24 or more rebounds in a game:

24, Wiley Peck vs. Alabama (1-27-79)

### Had 10 or more offensive rebounds in a game:

11, Arnett Moultrie vs. Northwestern State (12-22-11)

### Had 10 or more defensive rebounds in a game:

10, Aric Holman vs. Vanderbilt (1-16-18)

### Had 13 or more defensive rebounds in a game:

13, Colin Borchert (3-9-13)

### Had 15 or more defensive rebounds in a game:

15, Jarvis Varnado at San Diego (12-31-09)

### Had 10 assists in a game:

10, Q. Weatherspoon vs. NDSU (11-30-17)

### Had 11 assists in a game:

11, I.J. Ready vs. No. Colorado (12-23-15)

### Had 13 assists in a game:

13, I.J. Ready vs. LSU (3-4-17)

### Had 14 assists in a game:

14, Gary Ervin vs. Florida A&M (12-20-04)

### Had 15 or more assists in a game:

16, Chuck Evans at UMKC (2-23-93)

### Had 10 or more turnovers in a game:

10, Charles Rhodes vs. Nicholls (11-11-06)

### Had five or more blocks in a game:

5, Abdul Ado vs. Stephen F. Austin (11-22-17)

### Had six or more blocks in a game:

6, Schneider Herard vs. Fla. A&M (11-18-17)

### Had seven blocks in a game:

7, Jarvis Varnado at LSU (2-20-10)

### Had eight blocks in a game:

8, Jarvis Varnado vs. Alabama (2-24-10)

### Had nine blocks in a game:

9, Jarvis Varnado at Vanderbilt (2-3-10)

### Had 10 blocks in a game:

10, Jarvis Varnado vs. Arkansas (1-14-10)

### Had 10+ blocks in two consecutive games:

Jarvis Varnado (10 vs. Georgia & 10 vs. Kentucky, 2007-08)

### Had five steals in a game:

5, Lamar Peters vs. Texas A&M (1-14-17)

### Had six or more steals in a game:

7, Craig Sword vs. Ole Miss (1-11-14)

## LAST TIME AN MSU TEAM...

### Scored 100 or more points:

109 vs. North Florida (12-30-17)

### Scored 100 or more points in an SEC game:

105 vs. Auburn (3-2-04)

### Allowed 100 or more points in an SEC game:

115 at Arkansas (2-20-93)

### Allowed 100 or more points in non-SEC play:

105 vs. Miami (11-19-15)

### Was held to 52 points or less:

52 vs. Florida (2-18-17)

### Was held to 50 points:

50 vs. Cincinnati (12-12-17)

### Was held to 49 points or less:

48 vs. Vanderbilt (2-25-17)

### Was held to 45 points or less:

41 at Georgia (2-7-15)

### Was held to 40 points or less:

36 vs. Missouri (2-13-13)

### Was held to 35 points or less:

31 vs. Vanderbilt (2-23-13)

### Was held to fewer than 10 points in a half:

9 at Arkansas, first (2-7-15)

### Held opponent to 59 points or less:

59 vs. Dayton (12-3-17)

### Held opponent to 56 points or less:

56 vs. Jacksonville State (11-26-17)

### Held opponent to 55 points or less:

52 vs. LSU-SECT (3-08-17)

### Held opponent to 50 points or less:

48 vs. Little Rock (12-20-17)

### Held opponent to 45 points or less:

44 vs. Southern Miss (12-19-16)

### Held opponent to 42 points or less:

42 vs. Texas-San Antonio (12-4-12)

### Held opponent to 39 points or less:

39 at LSU (1-9-08)

### Shot 50 percent or better from the field:

.523 [23-44] vs. USM (12-23-17)

### Shot 55 percent or better from the field:

.558 [24-43] vs. Stephen F. Austin (11-22-17)

### Shot 60 percent or better from the field:

.620 [44-71] vs. North Florida (12-30-17)

### Shot 65 percent or better from the field:

.660 [35-53] vs. Western Kentucky (1-5-09)

### Was held to less than 35 percent from the field:

.349 [22-63] at Ole Miss (1-6-18)

### Was held to less than 30 percent from the field:

.298 [14-47] vs. Vanderbilt (2-25-17)

### Was held to less than 25 percent from the field:

.175 [7-40] vs. Vanderbilt (2-23-13)

### Held opp. to 35 percent or less from the field:

.339 [21-62] at Ole Miss (1-6-18)

### Held opp. to 30 percent or less from the field:

.281 [18-64] vs. Florida A&M (11-18-17)

### Held opp. to 25 percent or less from the field:

.231 [15-65] vs. Southern Miss (12-19-16)

### Opponent shot 50 percent or better:

.516 [32-62] Arkansas (1-2-18)

### Opponent shot 60 percent or better:

.623 [33-53] Missouri (3-1-14)

### Made 35 or more field goals:

37 vs. North Georgia (12-9-17)

### Made 40 or more field goals:

44 vs. North Florida (12-30-17)

### Made fewer than 15 field goals:

14 at Vanderbilt (2-25-17)

### Attempted 70 or more shots from the field:

71 vs. North Florida (12-30-17)

### Attempted 80 or more shots from the field:

80 at Alabama (2-21-09)

### Attempted just 40 shots from the field:

40 vs. Vanderbilt (2-23-13)

### Attempted 39 or fewer shots from the field:

39 at Vanderbilt (3-4-15)

### Attempted 35 or fewer shots from the field:

34 vs. Tennessee (2-3-15)

### Made 10 or more 3-pointers:

11 vs. UT Martin (12-16-17)

### Made 12 3-pointers:

12 vs. Missouri (1-25-17)

### Made 13 3-pointers:

13 vs. North Georgia (12-09-17)

### Made 15 3-pointers:

15 vs. North Carolina A&T (12-12-10)

### Made 16 3-pointers:

16 vs. Troy (12-10-11)

### Made 17 3-pointers:

17 vs. Southern Miss (12-19-16)

### Did not make a 3-pointer:

[0-10] at Arkansas (2-7-15)

### Made just one 3-pointer:

vs. Tennessee (1-7-15)

### Made just two 3-pointers:

vs. Alabama-SECT (3-9-17)

### Opponent made 15 or more 3-pointers:

16, Arkansas (1-9-16)

### Opponent made just one 3-pointer:

vs. LSU-SECT (3-8-17)

### Attempted nine 3-pointers or less:

9 vs. Tennessee (1-7-15)

### Attempted six 3-pointers or less:

6 at Ole Miss (1-29-03)

# THE LAST TIME (CONTINUED) . . .

**Attempted 25 3-pointers:**

25 vs. Little Rock (12-20-17)

**Attempted 26 3-pointers:**

26 at South Carolina (2-28-17)

**Attempted 27 3-pointers:**

27 vs. South Carolina (2-11-17)

**Attempted 28 3-pointers:**

28 vs. Dayton (12-3-17)

**Attempted 29 or more 3-pointers:**

29 vs. Kentucky (1-23-18)

**Attempted 30 or more 3-pointers:**

33 vs. UT Martin (12-16-17)

**Attempted 35 or more 3-pointers:**

35 vs. Kentucky (2-16-10)

**Made 31 or more free throws:**

31 vs. Auburn (1-22-14)

**Made 40 or more free throws:**

41 vs. LSU (2-11-09)

**Made 50 or more free throws:**

52 vs. LSU (2-11-09)

**Made fewer than five free throws:**

4 vs. Dayton (12-3-17)

**Made only 1 free throw:**

1 vs. Florida (1-30-14)

**Opponent made 30 or more free throws:**

34, Ole Miss (2-18-17)

**Attempted 30 or more free throws:**

34 vs. Auburn (2-7-17)

**Attempted 35 or more free throws:**

35 vs. Stephen F. Austin (11-22-17)

**Attempted 40 or more free throws:**

40 vs. Arkansas (1-2-18)

**Attempted 45 or more free throws:**

45 vs. Florida A&amp;M (12-17-13)

**Attempted fewer than 10 free throws:**

7 at Florida (1-10-18)

**Opponent attempted 40 or more free throws:**

44, Ole Miss (2-18-17)

**Had 50 or more rebounds:**

53 vs. UT Martin (12-16-17)

**Had 55 or more rebounds:**

55 vs. Tennessee (2-4-17)

**Had 58 or more rebounds:**

58 vs. Troy (12-10-05)

**Had 59 or more rebounds:**

59 at Houston (12-19-09)

**Had fewer than 25 rebounds:**

21 vs. McNeese State (12-30-14)

**Had 20 or fewer rebounds:**

20 at Kentucky (1-12-16)

**Had 20 or more assists:**

20 vs. Vanderbilt (1-16-18)

**Had 21 or more assists:**

24 vs. North Florida (12-30-17)

**Had 25 or more assists:**

25 vs. St. Bonaventure (12-05-09)

**Had 30 or more assists:**

30 vs. Troy (12-10-11)

**Had 5 Assists:**

5, Florida State (12-16-15)

**Had Fewer Than 5 Assists:**

4, Tennessee (1-2-15)

**Had 20 or more turnovers:**

20 at South Carolina (2-28-17)

**Had 21 or more turnovers:**

22 vs. Ole Miss (2-18-17)

**Had 23 or more turnovers:**

23 vs. Arkansas (2-21-15)

**Had 24 or more turnovers:**

24 vs. Dayton (12-3-17)

**Had 25 turnovers:**

26 vs. Mississippi Valley State (11-17-14)

**Had 29 or more turnovers:**

29 at Arkansas (1-23-13)

**Had 30 or more turnovers:**

31 at Kentucky (1-7-97)

**Had 34 or more turnovers:**

34 at Evansville (12-17-75)

**Had fewer than 10 turnovers:**

7 vs. Arkansas (1-2-18)

**Had five or fewer turnovers:**

4 vs. Vanderbilt (1-16-18)

**Forced 25 or more turnovers:**

26 vs. Dayton (12-3-17)

**Had 10 blocked shots:**

10 vs. Stephen F. Austin (11-22-17)

**Had 11 blocked shots:**

11 vs. Southern Miss (12-19-16)

**Had 12 blocked shots:**

12 at South Carolina (1-26-16)

**Had 13 blocked shots:**

13 vs. Florida A&amp;M (11-18-17)

**Had 14 blocked shots:**

14 vs. Texas-Pan American (11-24-09)

**Had 16 blocked shots:**

16 vs. Georgia (1-12-08)

**Had 10 steals:**

10 vs. Kentucky (1-17-17)

**Had 11 steals:**

11 vs. Little Rock (12-20-17)

**Had 12 steals:**

12 vs. LSU-SECT (3-8-17)

**Had 13 steals:**

13 vs. Dayton (12-3-17)

**Had 14 steals:**

14 vs. South Carolina (1-9-13)

**Had 15 steals:**

15 vs. Florida Gulf Coast (12-19-13)

**Had 17 or more steals:**

17 vs. Oregon State (12-01-16)

**Had 20 or more steals:**

20 vs. Nicholls State (11-17-01)

**Had 1 steal or less:**

1 vs. Vanderbilt (3-11-11)

## MISSISSIPPI STATE IN OVERTIME

### Mississippi State In Overtime Games

<b>This Season</b> .....	0-0
<b>Overall Overtime Record</b> .....	60-51
<i>Home Overtime Record</i> .....	34-23
<i>Road Overtime Record</i> .....	18-20
<i>Neutral Site Overtime Record</i> .....	8-8
<b>Humphrey Coliseum Overtime Record</b> .....	25-18
<b>SEC Tournament Overtime Record</b> .....	2-5
<b>Double Overtime Record</b> .....	6-5
<b>Four Overtime Record</b> .....	1-1
<b>Postseason Overtime Record</b> .....	1-0
<b>Last OT Played (1OT)</b> .....	vs. Ole Miss (L, 87-82, 2/18/17)
<b>Last Double OT</b> .....	vs. UMass (L, 101-96, 3/13/12)
<b>Last Triple OT</b> .....	vs. Alabama (L, 79-78, 2/27/71)
<b>Last Four OT</b> .....	vs. Ole Miss (W, 104-102, 1/24/90)

### Mississippi State Coaches In Overtime Games

<b>Babe McCarthy</b> .....	6-5	<b>Bob Boyd</b> .....	3-4
<i>Home Overtime Record</i> .....	2-2	<i>Home Overtime Record</i> .....	2-1
<i>Road Overtime Record</i> .....	2-2	<i>Road Overtime Record</i> .....	1-2
<i>Neutral Site Overtime Record</i> .....	2-1	<i>Neutral Site Overtime Record</i> .....	0-1
<b>Joe Dan Gold</b> .....	5-3	<b>Richard Williams</b> .....	15-11
<i>Home Overtime Record</i> .....	3-3	<i>Home Overtime Record</i> .....	7-3
<i>Road Overtime Record</i> .....	1-0	<i>Road Overtime Record</i> .....	5-5
<i>Neutral Site Overtime Record</i> .....	1-0	<i>Neutral Site Overtime Record</i> .....	3-3
<b>Kermit Davis</b> .....	8-6	<b>Rick Stansbury</b> .....	15-16
<i>Home Overtime Record</i> .....	5-3	<i>Home Overtime Record</i> .....	7-6
<i>Road Overtime Record</i> .....	3-3	<i>Road Overtime Record</i> .....	6-7
		<i>Neutral Site Overtime Record</i> .....	2-3
<b>Ron Greene</b> .....	2-0	<b>Rick Ray</b> .....	3-1
<i>Home Overtime Record</i> .....	2-0	<i>Home Overtime Record</i> .....	3-1
<b>Jim Hatfield</b> .....	3-3	<b>Ben Howland</b> .....	0-2
<i>Home Overtime Record</i> .....	3-2	<i>Home Overtime Record</i> .....	0-2
<i>Road Overtime Record</i> .....	0-1		

### OVERTIME FOES

TEAM	RECORD	TEAM	RECORD
Alabama .....	6-7	Southern Mississippi .....	1-0
Alaska-Fairbanks .....	1-0	SW Louisiana .....	1-0
Arkansas .....	2-1	South Alabama .....	1-0
Auburn .....	6-4	South Carolina .....	3-0
Baylor .....	1-0	Tennessee .....	6-2
BYU .....	0-1	Texas .....	1-0
California .....	0-1	Texas A&M .....	1-1
Drake .....	1-0	Troy .....	2-0
Florida .....	0-3	Tulane .....	0-1
Florida State .....	1-0	UAB .....	0-1
Georgia .....	3-3	UMass .....	0-1
Georgia Tech .....	1-0	Vanderbilt .....	2-5
Houston .....	0-1		
Idaho .....	0-1		
Kentucky .....	4-5		
Loyola .....	1-0		
LSU .....	3-4		
Memphis .....	1-0		
Missouri-Kansas City .....	0-1		
Montana .....	1-0		
Morehead State .....	1-0		
NE Louisiana .....	0-1		
Northwestern State .....	0-1		
Oklahoma .....	1-0		
Ole Miss .....	6-4		
Old Dominion .....	0-1		
San Diego .....	0-1		
Santa Clara .....	2-0		

# 0 NICK WEATHERSPOON



@Nick\_Gotti0

Freshman | Guard

6-2 | 195

Canton, Miss.

Velma Jackson HS

## Season Highs

**Points:** 22, Arkansas (1-2-18)  
**FGM:** 7, Arkansas (1-2-18)  
**FGA:** 11, at Cincinnati (12-12-17)  
**3FGM:** 3, twice, UT-Martin (12-16-17)  
**3FGA:** 6, Stephen F. Austin (11-22-17)  
**FTM:** 7, Arkansas (1-2-18)  
**FTA:** 10, Arkansas (1-2-18)  
**Rebounds:** 6, North Florida (12-30-17)  
**Assists:** 5, Florida A&M (11-18-17)  
**Blocks:** 2, Arkansas (1-2-18)  
**Steals:** 3, twice, at Cincinnati (12-12-17)  
**Minutes:** 37, Stephen F. Austin (11-22-17)

## Weatherspoon's Notes . . .

- Made his collegiate debut against Alabama State and scored 11 points as a starter.
- Has scored in double-digits in 13 games, with season-best 22 coming in SEC opener against Arkansas.
- Has started every game this season.
- Career-high 6 rebounds against North Florida.

## 2017-18 Game-By-Game

Opponent	MIN	FG	Pct.	3FG	Pct.	FT	Pct.	O-D-R	PF	A	TO	B	S	PTS
N10 Alabama State	*	25	3-8	.375	1-1	1.000	4-4	1.000	0-3-3	0	3	0	0	11
N18 Florida A&M	*	32	5-10	.500	1-3	.333	1-3	.333	0-5-5	1	5	2	1	12
N20 Green Bay	*	28	3-7	.429	1-3	.333	3-4	.750	0-5-5	3	4	3	0	10
N22 Stephen F. Austin	*	37	4-9	.444	3-6	.500	4-5	.800	0-0-0	2	3	1	1	15
N26 Jacksonville State	*	30	5-9	.556	1-2	.500	1-3	.333	0-1-1	1	1	0	0	12
N30 North Dakota State	*	31	5-9	.556	1-3	.333	1-1	1.000	0-4-4	0	2	2	0	12
D3 Dayton	*	31	3-7	.429	0-3	.000	0-2	.000	0-1-1	4	1	2	1	6
D9 North Georgia	*	24	4-8	.500	0-2	.000	1-1	1.000	0-3-3	0	4	0	0	9
D12 Cincinnati	*	26	6-11	.545	0-1	.000	0-0	.000	0-1-1	2	2	2	0	12
D16 UT Martin	*	26	4-7	.571	3-4	.750	0-0	.000	0-4-4	1	1	2	0	11
D20 Little Rock	*	23	3-9	.333	2-5	.400	0-0	.000	1-3-4	2	1	1	0	8
D23 Southern Miss	*	29	2-4	.500	1-2	.500	5-7	.714	1-2-3	2	0	0	0	10
D30 North Florida	*	27	3-5	.600	0-1	.000	5-6	.833	1-5-6	0	4	3	0	11
J2 Arkansas	*	33	7-10	.700	1-3	.333	7-10	.700	0-4-4	1	2	0	2	22
J6 Ole Miss	*	32	3-10	.300	0-3	.000	3-6	.500	0-2-2	3	0	1	0	9
J10 Florida	*	32	2-9	.222	0-2	.000	3-4	.750	0-1-1	2	3	0	0	7
J13 Auburn	*	28	3-10	.300	0-3	.000	4-6	.667	0-3-3	4	3	0	0	10
J16 Vanderbilt	*	21	1-7	.143	0-3	.000	0-0	.000	0-3-3	1	4	0	0	2
J20 Alabama	*	25	2-9	.222	1-4	.250	2-2	1.000	0-1-1	2	1	2	0	7
J23 Kentucky	*	22	4-8	.500	1-3	.333	1-2	.500	1-3-4	2	0	2	0	10
J27 Missouri														
J31 South Carolina														
F3 Georgia														
F6 Alabama														
F10 Missouri														
F14 Vanderbilt														
F17 Ole Miss														
F20 Texas A&M														
F24 South Carolina														
F27 Tennessee														
M3 LSU														

## CAREER STATS FOR NICK WEATHERSPOON

Year	GP-GS	Min/Avg	FG-FGA	Pct	3FM-3GA	Pct	FT-FTA	Pct	Rebs	PF-D	Ast	TO	Blk	Stl	Pts/Avg
2017-18	20-20	562/28.1	72-166	.434	17-57	.298	45-66	.682	58-2.9	33-0	44	23	5	20	206/10.3



# 1 LAMAR PETERS



@headshotpeters\_

Sophomore | Guard

6-0 | 185

New Orleans, LA

Landry-Walker HS

## Season Highs

**Points:** 18, Green Bay (11-20-17)  
**FGM:** 6, twice, at Alabama (1-20-18)  
**FGA:** 15, twice, at Alabama (1-20-18)  
**3FGM:** 4, at Alabama (1-20-18)  
**3FGA:** 10, at Alabama (1-20-18)  
**FTM:** 5, Green Bay (11-20-17)  
**FTA:** 6, Green Bay (11-20-17)  
**Rebounds:** 7, North Georgia (12-9-17)  
**Assists:** 7, Alabama State (11-10-17)  
**Blocks:** 2, Alabama State (11-10-17)  
**Steals:** 4, Florida A&M (11-18-17)  
**Minutes:** 33, Kentucky (1-23-18)

## Career Highs

**Points:** 25, Kentucky (1-17-17)  
**FGM:** 9, 2x, last vs Kentucky (1-17-17)  
**FGA:** 16, Kentucky (1-17-17)  
**3FGM:** 7, Missouri (1-25-17)  
**3FGA:** 11, Missouri (1-25-17)  
**FTM:** 11, TAMU (1-14-17)  
**FTA:** 11, 2x, last vs Auburn (2-7-17)  
**Rebounds:** 7, twice, last vs. N. Ga. (12-9-17)  
**Assists:** 7, 5x, last vs Alabama St. (11-10-17)  
**Blocks:** 2, 2x, last vs. Alabama St. (11-10-17)  
**Steals:** 5, TAMU 1-14-17)  
**Minutes:** 36, Auburn 2-7-17)

## 2017-18 Game-By-Game

Opponent	MIN	FG	Pct.	3FG	Pct.	FT	Pct.	O-D-R	PF	A	TO	B	S	PTS
N10 Alabama State	*	29	2-8	.250	0-5	.000	3-4	.750	0-4-4	1	7	4	2	7
N18 Florida A&M	*	23	5-12	.417	1-7	.143	1-1	1.000	0-1-1	3	5	1	0	12
N20 Green Bay	*	29	6-15	.400	1-7	.143	5-6	.833	0-0-0	0	2	3	1	18
N22 Stephen F. Austin	-DNP-													
N26 Jacksonville State	-DNP-													
N30 North Dakota State	-DNP-													
D3 Dayton		21	1-5	.200	1-5	.200	0-0	.000	0-0-0	2	2	3	0	3
D9 North Georgia		22	4-12	.333	3-7	.429	0-0	.000	0-7-7	1	6	2	0	11
D12 Cincinnati		21	0-11	.000	0-7	.000	0-0	.000	0-1-1	4	2	6	0	0
D16 UT Martin		21	3-7	.429	3-7	.429	0-0	.000	1-2-3	0	2	0	1	9
D20 Little Rock		24	0-4	.000	0-4	.000	0-2	.000	1-2-3	2	4	1	0	0
D23 Southern Miss		19	4-10	.400	0-4	.000	2-5	.400	0-3-3	0	3	3	1	10
D30 North Florida		15	1-4	.250	0-2	.000	0-0	.000	0-2-2	3	4	3	0	2
J2 Arkansas		23	4-9	.444	0-3	.000	1-2	.500	0-2-2	1	3	1	0	9
J6 Ole Miss		24	3-10	.300	1-4	.250	0-1	.000	1-3-4	4	3	2	1	7
J10 Florida		25	1-6	.167	1-3	.333	0-0	.000	0-0-0	1	1	4	0	3
J13 Auburn		21	4-7	.571	1-2	.500	1-2	.500	1-2-3	5	1	4	1	10
J16 Vanderbilt		22	3-8	.375	1-3	.333	3-4	.750	0-1-1	0	5	0	0	10
J20 Alabama		28	6-15	.400	4-10	.400	1-2	.500	0-1-1	3	2	2	0	17
J23 Kentucky	*	33	4-11	.364	1-5	.200	0-0	.000	0-0-0	3	5	2	0	9
J27 Missouri														
J31 South Carolina														
F3 Georgia														
F6 Alabama														
F10 Missouri														
F14 Vanderbilt														
F17 Ole Miss														
F20 Texas A&M														
F24 South Carolina														
F27 Tennessee														
M3 LSU														

## Peters' Notes . . .

- In season opener, tied career high with 7 assists and 2 blocked shots.

- Season-high 18 points vs. Green Bay.

- Missed Stephen F. Austin, JSU and North Dakota State games due to violation of team rules.

- Season-high three 4-pointers against Alabama.

- Started at Kentucky, his fourth of the year.

- Ninth in SEC with his 1.4 steals.

## CAREER STATS FOR LAMAR PETERS

Year	GP-GS	Min/Avg	FG-FGA	Pct	3FM-3GA	Pct	FT-FTA	Pct	Rebs	PF-D	Ast	TO	Blk	Stl	Pts/Avg
2016-17	30-17	738/24.6	103-266	.387	59-161	.366	56-75	.747	68-2.3	81-2	101	68	5	34	321/10.7
2017-18	17-4	400/23.5	51-154	.331	18-85	.212	17-29	.586	35-2.1	33-1	57	41	7	23	137/8.1
Totals	47-21	1138/24.2	154-420	.367	77-246	.313	73-104	.702	103-2.2	114-3	158	109	12	57	458/9.7

# 2 ELI WRIGHT



@eli\_elijuan

Sophomore | Guard

6-4 | 190

Owensboro, KY

22 Feet Academy

## Season Highs

**Points:** 12, Alabama State (11-10-17)  
**FGM:** 5, Alabama State (11-10-17)  
**FGA:** 8, Alabama State (11-10-17)  
**3FGM:** 1, 4x, last at Ole Miss (1-6-18)  
**3FGA:** 3, 3x, last vs. Little Rock (12-20-17)  
**FTM:** 2, 3x, at Kentucky (1-23-18)  
**FTA:** 5, vs. Little Rock (12-20-17)  
**Rebounds:** 8, at Ole Miss (1-6-18)  
**Assists:** 4, North Florida (12-30-17)  
**Blocks:** 1, 3x, last at Florida (1-10-18)  
**Steals:** 1, 4x, last vs. Vanderbilt (1-16-18)  
**Minutes:** 28, Alabama State (11-10-17)

## Career Highs

**Points:** 12, Alabama State (11-10-17)  
**FGM:** 5, Alabama State (11-10-17)  
**FGA:** 8, Alabama State (11-10-17)  
**3FGM:** 1, 6x, last at Ole Miss (1-6-18)  
**3FGA:** 3, 3x, last vs. Little Rock (12-20-17)  
**FTM:** 3, 5x last vs Oregon State (12-1-16)  
**FTA:** 5, twice, vs. Little Rock (12-20-17)  
**Rebounds:** 8, at Ole Miss (1-6-18)  
**Assists:** 4, North Florida (12-30-17)  
**Blocks:** 1, 5x, last at Florida (1-10-18)  
**Steals:** 2, Oregon State (12-1-16)  
**Minutes:** 31, NWST (11-28-16)

## 2017-18 Game-By-Game

Opponent	MIN	FG	Pct.	3FG	Pct.	FT	Pct.	O-D-R	PF	A	TO	B	S	PTS
N10 Alabama State	28	5-8	.625	1-3	.333	1-2	.500	3-3-6	3	2	0	1	0	12
N18 Florida A&M	-DNP-													
N20 Green Bay	17	4-6	.667	0-2	.000	0-0	.000	4-0-4	2	1	1	0	0	8
N22 Stephen F. Austin	17	0-3	.000	0-1	.000	0-0	.000	0-2-2	1	0	2	1	0	0
N26 Jacksonville State	23	0-5	.000	0-2	.000	0-0	.000	2-4-6	0	0	1	0	0	0
N30 North Dakota State	25	0-5	.000	0-3	.000	0-0	.000	0-2-2	1	2	0	0	0	0
D3 Dayton	-DNP-													
D9 North Georgia	-DNP-													
D12 Cincinnati	16	0-3	.000	0-1	.000	0-0	.000	1-2-3	2	0	2	0	0	0
D16 UT Martin	15	3-7	.429	1-3	.333	2-3	.667	1-1-2	2	1	0	0	0	9
D20 Little Rock	19	2-5	.400	1-3	.333	2-5	.400	1-2-3	0	0	1	0	1	7
D23 Southern Miss	16	1-2	.500	0-0	.000	0-0	.000	0-2-2	1	2	0	1	0	2
D30 North Florida	21	3-7	.429	0-2	.000	0-0	.000	3-2-5	1	4	0	0	0	6
J2 Arkansas	10	0-4	.000	0-0	.000	0-0	.000	0-0-0	0	0	0	0	0	0
J6 Ole Miss	21	2-4	.500	1-2	.500	0-0	.000	3-5-8	2	1	2	0	0	5
J10 Florida	23	2-6	.333	0-1	.000	1-2	.500	0-4-4	1	1	2	1	1	5
J13 Auburn	8	0-2	.000	0-0	.000	0-0	.000	1-0-1	1	2	1	0	0	0
J16 Vanderbilt	21	2-3	.667	0-0	.000	1-1	1.000	1-0-1	1	2	0	0	1	5
J20 Alabama	12	0-1	.000	0-0	.000	0-0	.000	0-2-2	2	0	0	0	0	0
J23 Kentucky	11	1-2	.500	0-1	.000	2-2	1.000	1-0-1	1	1	0	0	0	4
J27 Missouri														
J31 South Carolina														
F3 Georgia														
F6 Alabama														
F10 Missouri														
F14 Vanderbilt														
F17 Ole Miss														
F20 Texas A&M														
F24 South Carolina														
F27 Tennessee														
M3 LSU														

## Wright's Notes . . .

- Had a career 12 points in season opener vs. Alabama State.
- Missed Florida A&M, Dayton and North Georgia games for violation of team rules.
- Had second-best game of the year vs. UT Martin with 9 points.
- Earned his first steal of the season against Florida.
- Earned a career-high 4 assists against North Florida.
- Earned a career-high 8 rebounds at Ole Miss.

## CAREER STATS FOR ELI WRIGHT

Year	GP-GS	Min/Avg	FG-FGA	Pct	3FM-3GA	Pct	FT-FTA	Pct	Rebs	PF-D	Ast	TO	Blk	Stl	Pts/Avg
2016-17	30-1	392/13.1	36-68	.529	11-27	.407	22-31	.710	47-1.6	50-1	7	16	3	11	105/3.5
2017-18	17-0	303/17.8	25-73	.342	4-24	.167	9-15	.600	52-3.1	21-0	19	12	4	3	63/3.7
Totals	47-1	695/14.8	61-141	.433	15-51	.294	31-46	.674	99-2.1	71-1	26	28	7	14	168/3.6

# 3 XAVIAN STAPLETON



@thesniperxay

Junior | Guard

6-6 | 210

Flora, MS

Louisiana Tech

## Season Highs

**Points:** 16, North Florida (12-30-17)  
**FGM:** 6, North Florida (12-30-17)  
**FGA:** 10, North Florida (12-30-17)  
**3FGM:** 4, Southern Miss (12-23-17)  
**3FGA:** 7, Southern Miss (12-23-17)  
**FTM:** 4, twice, Auburn (1-13-18)  
**FTA:** 6, twice, Auburn (1-13-18)  
**Rebounds:** 9, at Ole Miss (1-6-18)  
**Assists:** 3, North Florida (12-30-17)  
**Blocks:** 1, 3x, Auburn (1-13-18)  
**Steals:** 3, North Dakota State (11-30-17)  
**Minutes:** 26, at Ole Miss (1-6-18)

## Career Highs

**Points:** 16, North Florida (12-30-17)  
**FGM:** 6, 3x, last vs North Florida (12-30-17)  
**FGA:** 13, Tennessee (2-4-17)  
**3FGM:** 4, Southern Miss (12-23-17)  
**3FGA:** 7, Southern Miss (12-23-17)  
**FTM:** 6, Arkansas (1-10-17)  
**FTA:** 7, Arkansas (1-10-17)  
**Rebounds:** 11, Tennessee (2-4-17)  
**Assists:** 3, North Florida (12-30-17)  
**Blocks:** 2, Ole Miss (2-21-17)  
**Steals:** 4, Tennessee (2-4-17)  
**Minutes:** 28, South Carolina (2-11-17)

## 2017-18 Game-By-Game

Opponent	MIN	FG	Pct.	3FG	Pct.	FT	Pct.	O-D-R	PF	A	TO	B	S	PTS
N10 Alabama State	*	5	0-0	.000	0-0	.000	0-0	.000	0-1-1	0	0	0	0	0
N18 Florida A&M	-DNP-													
N20 Green Bay	-DNP-													
N22 Stephen F. Austin	-DNP-													
N26 Jacksonville State	15	3-8	.375	1-2	.500	0-0	.000	2-0-2	1	1	1	0	0	7
N30 North Dakota State	20	2-6	.333	0-1	.000	0-0	.000	1-2-3	2	0	1	1	3	4
D3 Dayton	18	3-8	.375	0-3	.000	2-2	1.000	0-1-1	3	0	2	0	1	8
D9 North Georgia	17	3-6	.500	0-3	.000	0-0	.000	0-1-1	2	0	0	0	1	6
D12 Cincinnati	12	0-4	.000	0-1	.000	0-0	.000	1-0-1	2	0	0	0	0	0
D16 UT Martin	16	4-7	.571	1-3	.333	0-0	.000	1-2-3	4	1	2	0	0	9
D20 Little Rock	21	1-5	.200	0-3	.000	1-1	1.000	1-1-2	2	0	1	0	2	3
D23 Southern Miss	23	4-7	.571	4-7	.571	0-0	.000	0-3-3	2	1	2	1	0	12
D30 North Florida	18	6-10	.600	3-5	.600	1-1	1.000	1-1-2	2	3	0	0	2	16
J2 Arkansas	20	1-4	.250	0-2	.000	4-6	.667	1-3-4	1	1	1	0	1	6
J6 Ole Miss	26	2-9	.222	1-5	.200	2-2	1.000	2-7-9	3	1	3	0	1	7
J10 Florida	-DNP-													
J13 Auburn	19	0-4	.000	0-3	.000	4-6	.667	1-4-5	2	0	0	1	0	4
J16 Vanderbilt	24	3-9	.333	2-4	.500	0-0	.000	0-0-0	0	0	0	0	0	8
J20 Alabama	-DNP-													
J23 Kentucky	21	3-6	.500	0-2	.000	0-0	.000	0-2-2	5	2	0	0	0	6
J27 Missouri														
J31 South Carolina														
F3 Georgia														
F6 Alabama														
F10 Missouri														
F14 Vanderbilt														
F17 Ole Miss														
F20 Texas A&M														
F24 South Carolina														
F27 Tennessee														
M3 LSU														

## Stapleton's Notes . . .

- Due to a sprained left knee, was limited to just 5 minutes against Alabama State.
- Missed three games due to a knee sprain.
- Career-high 4 3-pointers made and attempted against Southern Miss in Jackson.
- Career high 16 points against North Florida.
- Career and season high six field goals made and 3 assists against North Florida.
- Season-high 9 rebounds at Ole Miss.
- Missed the Florida and Alabama games due to a violation of team rules.

## CAREER STATS FOR XAVIAN STAPLETON

Year	GP-GS	Min/Avg	FG-FGA	Pct	3FM-3GA	Pct	FT-FTA	Pct	Rebs	PF-D	Ast	TO	Blk	Stl	Pts/Avg
2016-17	23-5	385/16.7	59-129	.457	18-54	.333	28-44	.636	66-2.9	66-4	7	21	10	22	164/7.1
2017-18	15-1	275/18.3	35-93	.376	12-44	.273	14-18	.778	39-2.6	31-1	10	13	3	13	96/6.4
Totals	38-6	660/17.4	94-222	.423	30-98	.306	42-62	.677	105-2.8	97-5	17	34	13	35	260/6.8



# 5 MITCHELL STORM



@mitchell\_storm

Sophomore | Forward

6-7 | 202

Madison, Miss.

East Mississippi CC

## Season Highs

Points:

FGM:

FGA: 2, Alabama State (11-10-17)

3FGM:

3FGA: 1, twice, vs. Little Rock (12-20-17)

FTM:

FTA:

Rebounds: 3, Alabama State (11-10-17)

Assists:

Blocks:

Steals:

Minutes: 4, twice, last vs. North Georgia (12-9-17)

## Storm's Notes . . .

- Made his MSU debut against Alabama State and had 3 rebounds.

- Also played 3 minutes against Florida A&M and 2 against North Dakota State.

- Tied his season high with 4 minutes against North Georgia and then played 3 minutes vs. UT Martin.

## 2017-18 Game-By-Game

Opponent	MIN	FG	Pct.	3FG	Pct.	FT	Pct.	O-D-R	PF	A	TO	B	S	PTS
N10 Alabama State	4	0-2	.000	0-0	.000	0-0	.000	1-2-3	1	0	0	0	0	0
N18 Florida A&M	3	0-0	.000	0-0	.000	0-0	.000	0-1-1	0	0	0	0	0	0
N20 Green Bay	-DNP-													
N22 Stephen F. Austin	-DNP-													
N26 Jacksonville State	-DNP-													
N30 North Dakota State	2	0-0	.000	0-0	.000	0-0	.000	0-0-0	0	0	0	0	0	0
D3 Dayton	-DNP-													
D9 North Georgia	4	0-0	.000	0-0	.000	0-0	.000	0-0-0	0	0	0	0	0	0
D12 Cincinnati	-DNP-													
D16 UT Martin	3	0-1	.000	0-1	.000	0-0	.000	0-1-1	0	0	1	0	0	0
D20 Little Rock	1	0-1	.000	0-1	.000	0-0	.000	0-0-0	0	0	0	0	0	0
D23 Southern Miss	-DNP-													
D30 North Florida	2	0-0	.000	0-0	.000	0-0	.000	1-0-1	0	0	0	0	0	0
J2 Arkansas	-DNP-													
J6 Ole Miss	-DNP-													
J10 Florida	-DNP-													
J13 Auburn	-DNP-													
J16 Vanderbilt	-DNP-													
J20 Alabama	-DNP-													
J23 Kentucky	-DNP-													
J27 Missouri														
J31 South Carolina														
F3 Georgia														
F6 Alabama														
F10 Missouri														
F14 Vanderbilt														
F17 Ole Miss														
F20 Texas A&M														
F24 South Carolina														
F27 Tennessee														
M3 LSU														

## CAREER STATS FOR MITCHELL STORM

Year	GP-GS	Min/Avg	FG-FGA	Pct	3FM-3GA	Pct	FT-FTA	Pct	Rebs	PF-D	Ass	TO	Blk	Stl	Pts/Avg
2017-18	7-0	19/2.7	0-4	.000	0-2	.000	0-0	.000	6-0.9	1-0	0	1	0	0	0/0.0

# 10 TATE CLAYTON



@tclayton03

Freshman | Guard

6-2 | 170

Tupelo, Miss.

Tupelo HS

## Season Highs

Points:  
FGM:  
FGA:  
3FGM:  
3FGA:  
FTM:  
FTA:  
Rebounds:  
Assists:  
Blocks:  
Steals:  
Minutes: 4, North Georgia (12-9-17)

## Clayton's Notes . . .

- Made collegiate debut against Alabama State.
- Also played against Florida A&M.
- Season-high 4 minutes vs. North Georgia.

## 2017-18 Game-By-Game

Opponent	MIN	FG	Pct.	3FG	Pct.	FT	Pct.	O-D-R	PF	A	TO	B	S	PTS
N10 Alabama State	2	0-0	.000	0-0	.000	0-0	.000	0-0-0	0	0	0	0	0	0
N18 Florida A&M	2	0-0	.000	0-0	.000	0-0	.000	0-0-0	0	0	0	0	0	0
N20 Green Bay	-DNP-													
N22 Stephen F. Austin	-DNP-													
N26 Jacksonville State	-DNP-													
N30 North Dakota State	-DNP-													
D3 Dayton	-DNP-													
D9 North Georgia	4	0-0	.000	0-0	.000	0-0	.000	0-0-0	0	0	0	0	0	0
D12 Cincinnati	-DNP-													
D16 UT Martin	-DNP-													
D20 Little Rock	-DNP-													
D23 Southern Miss	-DNP-													
D30 North Florida	-DNP-													
J2 Arkansas	-DNP-													
J6 Ole Miss	-DNP-													
J10 Florida	-DNP-													
J13 Auburn	-DNP-													
J16 Vanderbilt	-DNP-													
J20 Alabama	-DNP-													
J23 Kentucky	-DNP-													
J27 Missouri														
J31 South Carolina														
F3 Georgia														
F6 Alabama														
F10 Missouri														
F14 Vanderbilt														
F17 Ole Miss														
F20 Texas A&M														
F24 South Carolina														
F27 Tennessee														
M3 LSU														

## CAREER STATS FOR TATE CLAYTON

Year	GP-GS	Min/Avg	FG-FGA	Pct	3FM-3GA	Pct	FT-FTA	Pct	Rebs	PF-D	Asst	TO	Blk	Stl	Pts/Avg
2017-18	3-0	8/2.7	0-0	.000	0-0	.000	0-0	.000	0-0.0	0-0	0	0	0	0	0/0.0

# 11 QUINNDARY WEATHERSPOON



@IAM\_QUINN11

Junior | Guard

6-4 | 205

Canton, MS

Velma Jackson HS

## Season Highs

Points: 22, twice, Arkansas (1-2-18)  
 FGM: 8, 4x, last at Kentucky (1-23-18)  
 FGA: 16, Kentucky (1-23-18)  
 3FGM: 4, twice, at Florida (1-10-18)  
 3FGA: 8, at Florida (1-10-18)  
 FTM: 11, Stephen F. Austin (11-22-17)  
 FTA: 14, Stephen F. Austin (11-22-17)  
 Rebounds: 10, Dayton (12-03-17)  
 Assists: 10, North Dakota State (11-30-17)  
 Blocks: 2, Dayton (12-03-17)  
 Steals: 4, UT-Martin (12-16-17)  
 Minutes: 36, at Florida (1-10-18)

## Career Highs

Points: 29, Missouri (1-25-17)  
 FGM: 11, Missouri (1-25-17)  
 FGA: 18, UCF (11-17-16)  
 3FGM: 6, Arkansas (1-10-17)  
 3FGA: 8, 4x, last at Florida (1-10-18)  
 FTM: 11, Stephen F. Austin (11-22-17)  
 FTA: 14, Stephen F. Austin (11-22-17)  
 Rebounds: 14, Missouri (1-30-16)  
 Assists: 10, North Dakota State (11-30-17)  
 Blocks: 2, 4x, last vs. Dayton (12-03-17)  
 Steals: 4, 4x, last vs. UT-Martin (12-16-17)  
 Minutes: 41, Alabama (2-2-16)

## 2017-18 Game-By-Game

Opponent		MIN	FG	Pct.	3FG	Pct.	FT	Pct.	O-D-R	PF	A	TO	B	S	PTS
N10 Alabama State	*	22	8-9	.889	0-1	.000	1-3	.333	0-8-8	3	1	3	1	2	17
N18 Florida A&M	*	31	5-9	.556	1-4	.250	1-2	.500	0-6-6	1	4	4	1	1	12
N20 Green Bay	*	28	1-8	.125	0-5	.000	0-0	.000	0-3-3	2	4	2	0	1	2
N22 Stephen F. Austin	*	34	4-8	.500	1-4	.250	11-14	.786	2-5-7	3	6	1	0	2	20
N26 Jacksonville State	*	35	6-11	.545	1-3	.333	0-0	.000	1-4-5	2	4	4	0	0	13
N30 North Dakota State	*	26	4-9	.444	1-3	.333	0-2	.000	1-3-4	1	10	0	0	0	9
D3 Dayton	*	35	5-11	.455	0-3	.000	1-2	.500	2-8-10	4	6	5	2	3	11
D9 North Georgia	*	26	8-11	.727	4-4	1.000	2-2	1.000	0-2-2	1	2	0	0	2	22
D12 Cincinnati	*	34	3-12	.250	1-3	.333	5-6	.833	1-6-7	3	3	3	0	1	12
D16 UT Martin	*	24	6-10	.600	1-4	.250	8-9	.889	4-4-8	1	7	0	0	4	21
D20 Little Rock	*	26	7-11	.636	1-3	.333	6-6	1.000	3-5-8	1	3	2	1	2	21
D23 Southern Miss	*	31	2-5	.400	0-3	.000	3-6	.500	1-3-4	3	4	3	0	1	7
D30 North Florida	*	27	7-10	.700	2-3	.667	2-2	1.000	1-5-6	3	6	1	1	1	18
J2 Arkansas	*	33	7-13	.538	2-4	.500	6-8	.750	5-2-7	4	2	2	1	3	22
J6 Ole Miss	*	30	3-12	.250	0-2	.000	1-2	.500	1-2-3	2	3	5	0	0	7
J10 Florida	*	36	6-13	.462	4-8	.500	0-0	.000	3-2-5	2	3	5	0	2	16
J13 Auburn	*	33	5-13	.385	2-7	.286	2-2	1.000	0-4-4	4	3	2	1	0	14
J16 Vanderbilt	*	28	8-12	.667	1-3	.333	2-3	.667	1-3-4	2	4	2	0	1	19
J20 Alabama	*	31	4-9	.444	0-3	.000	4-4	1.000	4-5-9	2	2	5	0	2	12
J23 Kentucky	*	31	8-16	.500	1-5	.200	2-2	1.000	3-6-9	3	6	2	0	1	19
J27 Missouri															
J31 South Carolina															
F3 Georgia															
F6 Alabama															
F10 Missouri															
F14 Vanderbilt															
F17 Ole Miss															
F20 Texas A&M															
F24 South Carolina															
F27 Tennessee															
M3 LSU															

## Weatherspoon's Notes . . .

- Named first-team All-SEC by the league coaches on Friday after being named second-team by the media back in October.

- Is MSU's leading returning scorer.

- Had 17 points against Alabama State in season opener.

- Surpassed 100-career assists vs. Florida A&M and had career-high 6 vs. Stephen F. Austin.

- Had game-winning 3-pointer with 0.7 seconds left vs. Jacksonville State.

- Also had game-winning shot against Dayton with 0.8 seconds left.

- Season-high 22 points vs. North Georgia and Arkansas.

- MSU is 5-0 this year when he scores 20-plus points.

- Became the 37th player in MSU history to reach 1,000 career points on Dec. 20 against Little Rock.

- Started all 20 games.

- In SEC, 14th in scoring, T4th in steals, 4th in FG%, 7th in assists and 19th in rebounding.

## CAREER STATS FOR QUINNDARY WEATHERSPOON

Year	GP-GS	Min/Avg	FG-FGA	Pct	3FM-3GA	Pct	FT-FTA	Pct	Rebs	PF-D	Asst	TO	Blk	Stl	Pts/Avg
2015-16	31-17	836/27.0	133-297	.448	43-109	.394	62-77	.805	146-4.7	75-1	43	45	16	42	371/12.0
2016-17	29-29	926/31.9	173-369	.469	47-126	.373	85-111	.766	148-5.1	68-1	53	64	8	50	478/16.5
2017-18	20-20	601/30.1	107-212	.505	23-75	.307	57-75	.760	119-6.0	47-0	83	51	8	29	294/14.7
Totals	80-66	2363/29.5	413-878	.470	113-310	.365	204-263	.776	413-5.2	190-2	179	160	32	121	1143/14.3



# 12 DREW DAVIS



Senior | Guard

5-10 | 165

Atlanta, GA

Fort Walton Beach HS

## Season Highs

**Points:** 2, North Dakota State (11-30-17)  
**FGM:** 1, North Dakota State (11-30-17)  
**FGA:** 3, North Georgia (12-9-17)  
**3FGM:**  
**3FGA:** 2, North Georgia (12-9-17)  
**FTM:** 1, Alabama State (11-10-17)  
**FTA:** 2, Alabama State (11-10-17)  
**Rebounds:** 2, North Georgia (12-9-17)  
**Assists:** 1, twice, last North Florida (12-30-17)  
**Blocks:**  
**Steals:**  
**Minutes:** 4, North Georgia (12-9-17)

## Career Highs

**Points:** 6, Southern Miss (12-19-16)  
**FGM:** 2, Southern Miss (12-19-16)  
**FGA:** 3, North Georgia (12-9-17)  
**3FGM:** 2, Southern Miss (12-19-16)  
**3FGA:** 2, twice, last vs. N. Georgia (12-9-17)  
**FTM:** 1, Alabama State (11-10-17)  
**FTA:** 2, Alabama State (11-10-17)  
**Rebounds:** 2, North Georgia (12-9-17)  
**Assists:** 1, 4x, last vs. North Florida (12-30-17)  
**Blocks:**  
**Steals:**  
**Minutes:** 5, Southern Miss (12-19-16)

## 2017-18 Game-By-Game

Opponent	MIN	FG	Pct.	3FG	Pct.	FT	Pct.	O-D-R	PF	A	TO	B	S	PTS
N10 Alabama State	2	0-1	.000	0-1	.000	1-2	.500	0-0-0	0	1	0	0	0	1
N18 Florida A&M	3	0-2	.000	0-1	.000	0-0	.000	0-0-0	1	0	0	0	0	0
N20 Green Bay	-DNP-													
N22 Stephen F. Austin	-DNP-													
N26 Jacksonville State	-DNP-													
N30 North Dakota State	1	1-1	1.000	0-0	.000	0-0	.000	0-0-0	0	0	0	0	0	2
D3 Dayton	-DNP-													
D9 North Georgia	4	0-3	.000	0-2	.000	0-0	.000	0-2-2	0	0	1	0	0	0
D12 Cincinnati	-DNP-													
D16 UT Martin	3	0-0	.000	0-0	.000	0-0	.000	0-0-0	0	0	1	0	0	0
D20 Little Rock	-DNP-													
D23 Southern Miss	-DNP-													
D30 North Florida	2	0-2	.000	0-0	.000	0-0	.000	0-0-0	0	1	0	0	0	0
J2 Arkansas	-DNP-													
J6 Ole Miss	-DNP-													
J10 Florida	-DNP-													
J13 Auburn	-DNP-													
J16 Vanderbilt	-DNP-													
J20 Alabama	-DNP-													
J23 Kentucky	-DNP-													
J27 Missouri														
J31 South Carolina														
F3 Georgia														
F6 Alabama														
F10 Missouri														
F14 Vanderbilt														
F17 Ole Miss														
F20 Texas A&M														
F24 South Carolina														
F27 Tennessee														
M3 LSU														

## Davis' Notes . . .

- Played 2 minutes against Alabama State and made his first-career FT.
- Also saw action vs. Florida A&M.
- Made first field goal against North Dakota State and finished with 2 points.
- Season-high 4 minutes against North Georgia and logged 3 vs. UT Martin.

## CAREER STATS FOR DREW DAVIS

Year	GP-GS	Min/Avg	FG-FGA	Pct	3FM-3GA	Pct	FT-FTA	Pct	Rebs	PF-D	Ass	TO	Blk	Stl	Pts/Avg
2016-17	6-0	12/2.0	4-8	.500	3-4	.750	0-0	.000	1-0.2	0-0	2	2	0	1	11/1.8
2017-18	6-0	15/2.5	1-9	.111	0-4	.000	1-2	.500	2-0.3	1-0	2	2	0	0	3/0.5
Totals	12-0	27/2.3	5-17	.294	3-8	.375	1-2	.500	3-0.3	1-0	4	4	0	1	14/1.2

# 13 NICK SINGLETON



@1NickyB\_

Junior | Guard

6-5 | 195

Decatur, GA

Kennesaw State

## Season Highs

Points: 9, North Georgia (12-9-17)  
 FGM: 3, North Georgia (12-9-17)  
 FGA: 5, North Georgia (12-9-17)  
 3FGM: 3, North Georgia (12-9-17)  
 3FGA: 4, North Georgia (12-9-17)  
 FTM:  
 FTA: 1, Little Rock (12-20-17)  
 Rebounds: 3, North Georgia (12-9-17)  
 Assists: 1, Florida A&M (11-18-17)  
 Blocks:  
 Steals:  
 Minutes: 5, 3x, last vs. North Georgia (12-9-17)

## Career Highs

Points: 9, North Georgia (12-9-17)  
 FGM: 3, North Georgia (12-9-17)  
 FGA: 5, North Georgia (12-9-17)  
 3FGM: 3, North Georgia (12-9-17)  
 3FGA: 4, North Georgia (12-9-17)  
 FTM:  
 FTA: 1, Little Rock (12-20-17)  
 Rebounds: 3, North Georgia (12-9-17)  
 Assists: 1, 3x, last vs. Florida A&M (11-18-17)  
 Blocks:  
 Steals: 1, NWST (11-28-16)  
 Minutes: 13, NWST (11-28-16)

## 2017-18 Game-By-Game

Opponent	MIN	FG	Pct.	3FG	Pct.	FT	Pct.	O-D-R	PF	A	TO	B	S	PTS
N10 Alabama State	5	1-2	.500	1-2	.500	0-0	.000	0-1-1	0	0	0	0	0	3
N18 Florida A&M	5	2-3	.667	0-1	.000	0-0	.000	0-0-0	0	1	0	0	0	4
N20 Green Bay	-DNP-													
N22 Stephen F. Austin	-DNP-													
N26 Jacksonville State	-DNP-													
N30 North Dakota State	2	1-1	1.000	0-0	.000	0-0	.000	0-0-0	0	0	0	0	0	2
D3 Dayton	-DNP-													
D9 North Georgia	5	3-5	.600	3-4	.750	0-0	.000	2-1-3	0	0	0	0	0	9
D12 Cincinnati	-DNP-													
D16 UT Martin	3	1-1	1.000	0-0	.000	0-0	.000	0-1-1	0	0	2	0	0	2
D20 Little Rock	1	0-0	.000	0-0	.000	0-1	.000	0-0-0	0	0	0	0	0	0
D23 Southern Miss	-DNP-													
D30 North Florida	2	1-1	1.000	0-0	.000	0-0	.000	0-0-0	0	0	0	0	0	2
J2 Arkansas	-DNP-													
J6 Ole Miss	-DNP-													
J10 Florida	-DNP-													
J13 Auburn	-DNP-													
J16 Vanderbilt	-DNP-													
J20 Alabama	-DNP-													
J23 Kentucky	-DNP-													
J27 Missouri														
J31 South Carolina														
F3 Georgia														
F6 Alabama														
F10 Missouri														
F14 Vanderbilt														
F17 Ole Miss														
F20 Texas A&M														
F24 South Carolina														
F27 Tennessee														
M3 LSU														

## Singleton's Notes . . .

- Made a 3-pointer in season opener vs. Alabama State.

- Also saw action against Florida A&M before having 2 points against North Dakota State.

- Career-high 9 points vs. North Georgia with career-high three-made 3-pointers.

## CAREER STATS FOR NICK SINGLETON

Year	GP-GS	Min/Avg	FG-FGA	Pct	3FM-3GA	Pct	FT-FTA	Pct	Rebs	PF-D	Ast	TO	Blk	Stl	Pts/Avg
2016-17	7-0	27/3.8	2-7	.286	1-4	.250	0-0	.000	4-0.6	3-0	2	1	1	1	5/0.7
2017-18	7-0	23/3.3	9-13	.692	4-7	.571	0-1	.000	5-0.7	0-0	1	2	0	0	22/3.1
Totals	14-0	50/3.6	11-20	.550	5-11	.455	0-1	.000	9-0.6	3-0	3	3	1	1	27/1.9

## 15 T.J. GRAY



@TjGray\_15

Sophomore | Guard

6-0 | 170

Columbus, Miss.

Columbus HS

## Season Highs

**Points:** 3, Florida A&M (11-18-17)  
**FGM:** 1, Florida A&M (11-18-17)  
**FGA:** 2, North Georgia (12-9-17)  
**3FGM:** 1, Florida A&M (11-18-17)  
**3FGA:** 2, North Georgia (12-9-17)  
**FTM:**  
**FTA:**  
**Rebounds:**  
**Assists:**  
**Blocks:**  
**Steals:**  
**Minutes:** 4, North Georgia (12-9-17)

## Gray's Notes . . .

- Made his collegiate debut against Alabama State.
- Scored first collegiate points on a 3 against Florida A&M.
- Logged 4 minutes vs. North Georgia.

## 2017-18 Game-By-Game

Opponent	MIN	FG	Pct.	3FG	Pct.	FT	Pct.	O-D-R	PF	A	TO	B	S	PTS
N10 Alabama State	2	0-0	.000	0-0	.000	0-0	.000	0-0-0	1	0	0	0	0	0
N18 Florida A&M	3	1-1	1.000	1-1	1.000	0-0	.000	0-0-0	1	0	1	0	0	3
N20 Green Bay	-DNP-													
N22 Stephen F. Austin	-DNP-													
N26 Jacksonville State	-DNP-													
N30 North Dakota State	-DNP-													
D3 Dayton	-DNP-													
D9 North Georgia	4	0-2	.000	0-2	.000	0-0	.000	0-0-0	1	0	0	0	0	0
D12 Cincinnati	-DNP-													
D16 UT Martin	-DNP-													
D20 Little Rock	-DNP-													
D23 Southern Miss	-DNP-													
D30 North Florida	-DNP-													
J2 Arkansas	-DNP-													
J6 Ole Miss	-DNP-													
J10 Florida	-DNP-													
J13 Auburn	-DNP-													
J16 Vanderbilt	-DNP-													
J20 Alabama	-DNP-													
J23 Kentucky	-DNP-													
J27 Missouri														
J31 South Carolina														
F3 Georgia														
F6 Alabama														
F10 Missouri														
F14 Vanderbilt														
F17 Ole Miss														
F20 Texas A&M														
F24 South Carolina														
F27 Tennessee														
M3 LSU														

## CAREER STATS FOR T.J. GRAY

Year	GP-GS	Min/Avg	FG-FGA	Pct	3FM-3GA	Pct	FT-FTA	Pct	Rebs	PF-D	Ast	TO	Blk	Stl	Pts/Avg
2017-18	3-0	9/3.0	1-3	.333	1-3	.333	0-0	.000	0-0.0	3-0	0	1	0	0	3/1.0



# 22 KE SHAWN FEAZELL



Freshman | Forward

6-8 | 230

New Hebron, MS

Lawrence County HS

@keyshawnf13

## Season Highs

**Points:** 11, North Georgia (12-9-17)  
**FGM:** 5, North Georgia (12-9-17)  
**FGA:** 7, North Florida (12-30-17)  
**3FGM:** 1, North Georgia (12-9-17)  
**3FGA:** 1, 5x, last at Alabama (1-20-18)  
**FTM:** 1, North Florida (12-30-17)  
**FTA:** 2, North Dakota State (11-30-17)  
**Rebounds:** 5, Florida A&M (11-18-20)  
**Assists:** 1, Jacksonville State (11-26-17)  
**Blocks:** 1, twice, vs. Little Rock (12-20-17)  
**Steals:** 2, Dayton (12-03-17)  
**Minutes:** 13, at Alabama (1-20-18)

## Feazell's Notes . . .

- Missed the season opener due to a foot injury.
- Made collegiate debut against Florida A&M and had two points.
- Season-high 11 points vs. North Georgia.
- Played a season-high 13 minutes at Alabama.

## 2017-18 Game-By-Game

Opponent	MIN	FG	Pct.	3FG	Pct.	FT	Pct.	O-D-R	PF	A	TO	B	S	PTS
N10 Alabama State	-DNP-													
N18 Florida A&M	7	1-2	.500	0-1	.500	0-0	.000	1-4-5	1	0	1	0	0	2
N20 Green Bay	7	1-3	.333	0-0	.000	0-0	.000	0-1-1	1	0	1	0	0	2
N22 Stephen F. Austin	-DNP-													
N26 Jacksonville State	5	0-1	.000	0-1	.000	0-0	.000	0-0-0	0	1	0	0	0	0
N30 North Dakota State	12	0-1	.000	0-0	.000	0-2	.000	0-3-3	1	0	0	0	0	0
D3 Dayton	11	1-1	1.000	0-0	.000	0-0	.000	0-2-2	0	0	2	0	2	2
D9 North Georgia	11	5-5	1.000	1-1	.000	0-0	.000	1-3-4	2	0	0	1	0	11
D12 Cincinnati	2	0-1	.000	0-0	.000	0-0	.000	0-0-0	0	0	0	0	0	0
D16 UT Martin	7	1-1	1.000	0-0	.000	0-1	.000	1-2-3	0	0	1	0	0	2
D20 Little Rock	10	1-3	.333	0-0	.000	0-0	.000	1-0-1	1	0	1	1	0	2
D23 Southern Miss	-DNP-													
D30 North Florida	7	4-7	.571	0-1	.000	1-1	1.000	1-2-3	2	0	0	0	0	9
J2 Arkansas	-DNP-													
J6 Ole Miss	0	0-0	.000	0-0	.000	0-0	.000	0-0-0	0	0	0	0	0	0
J10 Florida	11	0-1	.000	0-0	.000	0-0	.000	2-2-4	0	0	1	0	0	0
J13 Auburn	-DNP-													
J16 Vanderbilt	6	0-0	.000	0-0	.000	0-0	.000	0-0-0	0	0	1	0	0	0
J20 Alabama	13	0-2	.000	0-1	.000	0-0	.000	0-1-1	1	0	0	0	0	0
J23 Kentucky	3	0-0	.000	0-0	.000	0-0	.000	0-0-0	0	0	0	0	0	0
J27 Missouri														
J31 South Carolina														
F3 Georgia														
F6 Alabama														
F10 Missouri														
F14 Vanderbilt														
F17 Ole Miss														
F20 Texas A&M														
F24 South Carolina														
F27 Tennessee														
M3 LSU														

## CAREER STATS FOR KE SHAWN FEAZELL

Year	GP-GS	Min/Avg	FG-FGA	Pct	3FM-3GA	Pct	FT-FTA	Pct	Rebs	PF-D	Ass	TO	Blk	Stl	Pts/Avg
2017-18	15-0	112/7.5	14-28	.500	1-5	.200	1-4	.250	27-1.8	9-0	1	8	2	2	30/2.0

# 23 TYSON CARTER



@\_Tysoncarter23

Sophomore | Guard

6-4 | 165

Starkville, MS

Starkville HS

## Season Highs

**Points:** 35, North Dakota State (11-30-17)  
**FGM:** 12, North Dakota State (11-30-17)  
**FGA:** 17, North Dakota State (11-30-17)  
**3FGM:** 6, twice, last vs. Dayton (12-03-17)  
**3FGA:** 10, 3x, last at Kentucky (1-23-18)  
**FTM:** 6, Stephen F. Austin (11-22-17)  
**FTA:** 7, Stephen F. Austin (11-22-17)  
**Rbs:** 6, 3x, last vs. North Dakota St. (11-30-17)  
**Assists:** 7, UT-Martin (12-16-17)  
**Blocks:** 1, Vanderbilt (1-16-18)  
**Steals:** 3, Dayton (12-03-17)  
**Minutes:** 32, 3x, last vs. Dayton (12-03-17)

## Career Highs

**Points:** 35, North Dakota State (11-30-17)  
**FGM:** 12, North Dakota State (11-30-17)  
**FGA:** 17, North Dakota State (11-30-17)  
**3FGM:** 6, twice, last vs. Dayton (12-03-17)  
**3FGA:** 10, 5x, last at Kentucky (1-23-18)  
**FTM:** 6, twice, last vs. SF Austin (11-22-17)  
**FTA:** 7, Stephen F. Austin (11-22-17)  
**Rbs:** 6, 3x, last vs. North Dakota St. (11-30-17)  
**Assists:** 7, UT-Martin (12-16-17)  
**Blocks:** 1, 4x, last vs. Vanderbilt (1-16-18)  
**Steals:** 3, Dayton (12-03-17)  
**Minutes:** 37, NWST (11-28-16)

## 2017-18 Game-By-Game

Opponent	MIN	FG	Pct.	3FG	Pct.	FT	Pct.	O-D-R	PF	A	TO	B	S	PTS
N10 Alabama State	27	3-6	.500	2-3	.667	3-4	.750	1-0-1	0	2	2	0	1	11
N18 Florida A&M	23	4-10	.400	2-5	.400	0-0	.000	0-0-0	0	2	0	0	1	10
N20 Green Bay	19	2-6	.333	0-4	.000	2-2	1.000	0-0-0	1	0	0	0	0	6
N22 Stephen F. Austin *	32	9-14	.643	1-6	.167	6-7	.857	1-5-6	2	3	5	0	1	25
N26 Jacksonville State *	29	1-7	.143	1-7	.143	0-0	.000	1-5-6	0	2	1	0	1	3
N30 North Dakota State *	32	12-17	.706	6-10	.600	5-5	1.000	0-6-6	1	1	1	0	2	35
D3 Dayton *	32	7-12	.583	6-10	.600	0-0	.000	0-1-1	2	2	5	0	3	20
D9 North Georgia *	27	1-7	.143	0-3	.000	0-0	.000	0-3-3	1	2	2	0	1	2
D12 Cincinnati *	23	3-7	.429	2-5	.400	0-0	.000	0-0-0	1	1	0	0	0	8
D16 UT Martin *	21	1-8	.125	0-7	.000	0-0	.000	0-0-0	0	7	0	0	0	2
D20 Little Rock *	24	3-7	.429	1-4	.250	0-0	.000	0-0-0	0	1	1	0	0	7
D23 Southern Miss *	22	2-5	.400	1-3	.333	2-2	1.000	0-3-3	0	2	2	0	0	7
D30 North Florida *	24	4-6	.667	1-2	.500	2-2	1.000	1-2-3	0	1	1	0	0	11
J2 Arkansas *	21	2-7	.286	1-5	.200	2-3	.667	1-3-4	0	1	0	0	0	7
J6 Ole Miss *	15	2-5	.400	0-3	.000	1-2	.500	0-1-1	1	2	0	0	0	5
J10 Florida *	25	1-6	.167	0-2	.000	0-0	.000	0-0-0	1	0	1	0	0	2
J13 Auburn *	23	3-8	.375	1-5	.200	0-0	.000	0-3-3	1	0	1	0	0	7
J16 Vanderbilt *	30	3-8	.375	2-4	.500	1-1	1.000	1-4-5	2	2	1	1	2	9
J20 Alabama *	23	1-5	.200	1-4	.250	0-0	.000	0-0-0	1	0	1	0	0	3
J23 Kentucky	21	2-11	.182	2-10	.200	1-1	1.000	0-1-1	2	2	0	0	2	7
J27 Missouri														
J31 South Carolina														
F3 Georgia														
F6 Alabama														
F10 Missouri														
F14 Vanderbilt														
F17 Ole Miss														
F20 Texas A&M														
F24 South Carolina														
F27 Tennessee														
M3 LSU														

## Carter's Notes . . .

- Came off the bench and scored 11 points against Alabama State.
- 25 points, 6 rebounds vs. Stephen F. Austin.
- Career-high 35 points and 6 rebounds vs. North Dakota State.
- 20 points and career-high 3 steals vs. Dayton.
- SEC Player of the week on Dec. 4.
- Has started 16 games.
- Has scored in double-digits six times.
- Recorded first block of the season against Vanderbilt on Jan. 16.

## CAREER STATS FOR TYSON CARTER

Year	GP-GS	Min/Avg	FG-FGA	Pct	3FM-3GA	Pct	FT-FTA	Pct	Rebs	PF-D	Ast	TO	Blk	Stl	Pts/Avg
2016-17	32-12	646/20.2	84-211	.398	44-122	.361	27-33	.818	55-1.7	45-0	22	14	4	23	239/7.5
2017-18	20-16	493/24.7	66-162	.407	30-102	.294	25-29	.862	43-2.2	16-0	33	24	1	14	187/9.4
Totals	52-28	1139/21.9	150-373	.402	74-224	.330	52-62	.839	98-1.9	61-0	55	38	5	37	426/8.2

## 24 ABDUL ADO



@eli\_elijuan

Freshman | Forward

6-11 | 250

Lagos, Nigeria

Hamilton Heights HS

## Season Highs

Points: 12, 3x, last at Florida (1-10-18)  
 FGM: 6, twice, at Florida (1-10-18)  
 FGA: 8, 3x, at Alabama (1-20-18)  
 3FGM:  
 3FGA:  
 FTM: 4, Green Bay (11-20-17)  
 FTA: 9, Arkansas (1-2-18)  
 Rebounds: 13, Little Rock (12-20-17)  
 Assists: 3, Southern Miss (12-23-17)  
 Blocks: 5, Stephen F. Austin (11-22-17)  
 Steals: 4, Cincinnati (12-12-17)  
 Minutes: 33, Jacksonville State (11-26-17)

## Ado's Notes . . .

- Missed the season opener due to a quad injury.
- Made collegiate debut against Florida A&M and responded with 12 points.
- Earned third double-double against No. 22 Auburn with 10 points and 11 rebounds.
- Career-high 5 blocks vs. Stephen F. Austin.
- 5th in SEC with his 2.1 blocks, 43rd nationally.
- His 39 blocks is the fourth most by an MSU freshman in school history.
- 8th in the SEC with 6.9 rebounds.

## 2017-18 Game-By-Game

Opponent	MIN	FG	Pct.	3FG	Pct.	FT	Pct.	O-D-R	PF	A	TO	B	S	PTS
N10 Alabama State	-DNP-													
N18 Florida A&M	*	23	6-7	.857	0-0	.000	0-0	.000	3-4-7	1	0	3	3	12
N20 Green Bay	*	24	4-8	.500	0-0	.000	4-5	.800	6-5-11	4	1	2	2	12
N22 Stephen F. Austin	*	28	2-2	1.000	0-0	.000	0-2	.000	0-4-4	0	0	6	5	4
N26 Jacksonville State	*	33	4-6	.667	0-0	.000	1-4	.250	3-5-8	3	0	4	3	9
N30 North Dakota State	*	14	2-2	1.000	0-0	.000	1-1	1.000	0-4-4	5	0	4	0	5
D3 Dayton	*	21	2-2	1.000	0-0	.000	1-1	1.000	1-2-3	3	0	3	0	5
D9 North Georgia	*	17	1-5	.200	0-0	.000	2-2	1.000	0-3-3	1	0	3	4	4
D12 Cincinnati	*	27	0-1	.000	0-0	.000	0-0	.000	2-2-4	1	0	1	3	0
D16 UT Martin	*	26	2-5	.400	0-0	.000	2-3	.667	4-8-12	0	0	2	3	6
D20 Little Rock	*	28	2-3	.667	0-0	.000	2-4	.500	6-7-13	2	1	0	3	6
D23 Southern Miss	*	27	3-4	.750	0-0	.000	2-5	.400	2-3-5	4	3	5	0	8
D30 North Florida	*	27	2-3	.667	0-0	.000	1-6	.167	2-7-9	3	0	3	2	5
J2 Arkansas	*	34	3-3	1.000	0-0	.000	2-9	.222	5-4-9	2	0	1	4	8
J6 Ole Miss	*	17	2-5	.400	0-0	.000	1-2	.500	3-1-4	4	0	0	1	5
J10 Florida	*	24	6-8	.750	0-0	.000	0-0	.000	2-8-10	3	1	1	1	12
J13 Auburn	*	31	4-5	.800	0-0	.000	2-4	.500	3-8-11	3	0	1	2	10
J16 Vanderbilt	*	14	4-7	.571	0-0	.000	1-4	.250	3-3-6	4	1	0	1	9
J20 Alabama	*	20	5-8	.625	0-0	.000	1-1	1.000	2-2-4	4	0	3	1	11
J23 Kentucky	*	31	0-4	.000	0-0	.000	2-3	.667	2-3-5	1	0	2	1	2
J27 Missouri														
J31 South Carolina														
F3 Georgia														
F6 Alabama														
F10 Missouri														
F14 Vanderbilt														
F17 Ole Miss														
F20 Texas A&M														
F24 South Carolina														
F27 Tennessee														
M3 LSU														

## CAREER STATS FOR ABDUL ADO

Year	GP-GS	Min/Avg	FG-FGA	Pct	3FM-3GA	Pct	FT-FTA	Pct	Rebs	PF-D	Asst	TO	Blk	Stl	Pts/Avg
2017-18	19-19	466/24.5	54-88	.614	0-0	.000	25-56	.446	132-6.9	48-1	7	44	39	21	133/7.0

# 35 ARIC HOLMAN



@AricHolman

Junior | Forward

6-10 | 225

Owensboro, KY

Owensboro HS

## Season Highs

**Points:** 23, North Florida (12-30-17)  
**FGM:** 10, North Florida (12-30-17)  
**FGA:** 12, 3x, last vs. North Florida (12-30-17)  
**3FGM:** 3, at Cincinnati (12-12-17)  
**3FGA:** 4, 5x, last at Ole Miss (1-6-18)  
**FTM:** 4, 3x, at Alabama (1-20-18)  
**FTA:** 8, Little Rock (12-20-17)  
**Rebounds:** 14, Vanderbilt (1-16-18)  
**Assists:** 3, twice, Ole Miss (1-6-18)  
**Blocks:** 3, twice, at Kentucky (1-23-18)  
**Steals:** 1, 5x, last at Kentucky (1-23-18)  
**Minutes:** 29, Auburn (1-13-18)

## Career Highs

**Points:** 23, North Florida (12-30-17)  
**FGM:** 10, North Florida (12-30-17)  
**FGA:** 13, Boise State (11-18-16)  
**3FGM:** 3, at Cincinnati (12-12-17)  
**3FGA:** 4, 6x, last at Ole Miss (1-6-18)  
**FTM:** 7, LSU (1-7-17)  
**FTA:** 9, LSU (1-7-17)  
**Rebounds:** 14, Vanderbilt (1-16-18)  
**Assists:** 4, Arkansas (2-9-16)  
**Blocks:** 5, twice, last vs. NWST (11-28-16)  
**Steals:** 2, 3x, last vs. Oregon State (12-1-16)  
**Minutes:** 33, TAMU (1-14-17)

## 2017-18 Game-By-Game

Opponent	MIN	FG	Pct.	3FG	Pct.	FT	Pct.	O-D-R	PF	A	TO	B	S	PTS
N10 Alabama State	21	6-11	.545	2-4	.500	4-5	.800	3-8-11	1	0	1	0	1	18
N18 Florida A&M	* 18	2-2	1.000	1-1	1.000	0-0	.000	2-4-6	1	0	2	2	1	5
N20 Green Bay	* 23	5-7	.714	1-2	.500	2-3	.667	1-4-5	3	1	1	0	0	13
N22 Stephen F. Austin	* 24	3-3	1.000	1-1	1.000	3-3	1.000	1-6-7	3	2	3	3	0	10
N26 Jacksonville State	* 23	4-6	.667	0-1	.000	3-6	.500	2-4-6	2	0	1	2	0	11
N30 North Dakota State	* 23	4-7	.571	2-3	.667	2-4	.500	6-3-9	2	0	1	0	0	12
D3 Dayton	* 28	2-4	.500	2-4	.500	0-0	.000	1-7-8	0	1	2	2	1	6
D9 North Georgia	* 13	5-5	1.000	2-2	1.000	1-1	1.000	1-5-6	0	0	1	2	0	13
D12 Cincinnati	* 26	7-12	.583	3-3	1.000	1-2	.500	5-5-10	1	1	1	1	0	18
D16 UT Martin	* 21	9-12	.750	2-4	.500	1-3	.333	8-4-12	1	1	0	1	1	21
D20 Little Rock	* 20	3-8	.375	0-2	.000	4-8	.500	3-2-5	1	1	2	2	1	10
D23 Southern Miss	* 24	3-5	.600	1-1	1.000	3-4	.750	2-4-6	0	0	0	1	0	10
D30 North Florida	* 18	10-12	.833	1-2	.500	2-2	1.000	3-1-4	3	1	1	1	1	23
J2 Arkansas	* 20	1-8	.125	0-4	.000	2-2	1.000	2-3-5	2	0	1	0	0	4
J6 Ole Miss	* 22	3-6	.500	2-4	.500	1-2	.500	0-5-5	0	3	1	2	0	9
J10 Florida	* 16	3-4	.750	0-0	.000	1-1	1.000	0-4-4	5	0	2	0	0	7
J13 Auburn	* 29	4-9	.444	1-3	.333	2-2	1.000	1-5-6	3	0	2	2	0	11
J16 Vanderbilt	* 26	7-10	.700	2-3	.667	2-2	1.000	4-10-14	1	2	0	2	0	18
J20 Alabama	* 28	3-5	.600	1-1	1.000	4-5	.800	2-8-10	3	0	1	0	0	11
J23 Kentucky	* 21	3-6	.500	0-3	.000	0-0	.000	1-5-6	4	0	2	3	1	6
J27 Missouri														
J31 South Carolina														
F3 Georgia														
F6 Alabama														
F10 Missouri														
F14 Vanderbilt														
F17 Ole Miss														
F20 Texas A&M														
F24 South Carolina														
F27 Tennessee														
M3 LSU														

## Holman's Notes . . .

- Now has seven double-doubles for his career, five this year following his 11-point, 10-rebound effort at Alabama.
- Scored in double-digits 14 of MSU's 20 games.
- Season-high 3 blocks vs. Stephen F. Austin.
- Holds the 8th all-time spot at MSU with 104 blocked shots.
- Earned his fourth double-double of the year on Jan. 16 against Vanderbilt.
- Had a career-high 14 rebounds against Vanderbilt on Jan. 16.
- Earned a career-high 23 points against North Florida on Dec. 30.
- 6th in SEC with his 7.3 rebounds.

## CAREER STATS FOR ARIC HOLMAN

Year	GP-GS	Min/Avg	FG-FGA	Pct	3FM-3GA	Pct	FT-FTA	Pct	Rebs	PF-D	Ast	TO	Blk	Stl	Pts/Avg
2015-16	21-3	194/9.2	18-44	.409	2-13	.154	1-6	.167	39-1.9	37-2	8	16	14	2	39/1.9
2016-17	32-26	747/23.3	104-210	.495	12-49	.245	49-75	.653	193-6.0	79-4	20	54	64	21	269/8.4
2017-18	20-19	444/22.2	87-142	.613	24-48	.500	38-55	.691	145-7.3	36-1	13	25	26	7	236/11.8
Totals	73-48	1385/19.0	209-396	.528	38-110	.345	88-136	.647	377-5.2	152-7	41	95	104	30	544/7.5



## 45 E.J. DATCHER



@eli\_elijuan

Sophomore | Center

6-10 | 240

Hapersville, AL

Vincent HS

## Season Highs

Points: 11, Alabama State (11-10-17)  
 FGM: 3, twice, North Florida (12-30-17)  
 FGA: 4, 3x, last vs. North Florida (12-30-17)  
 3FGM:  
 3FGA:  
 FTM: 9, Alabama State (11-10-17)  
 FTA: 9, Alabama State (11-10-17)  
 Rebounds: 6, Green Bay (11-20-20)  
 Assists: 2, Florida A&M (11-18-20)  
 Blocks: 3, Green Bay (11-20-17)  
 Steals: 1, 3x, at Alabama (1-20-18)  
 Minutes: 20, at Alabama (1-20-18)

## Career Highs

Points: 11, Alabama State (11-10-17)  
 FGM: 3, twice, North Georgia (12-9-17)  
 FGA: 4, 4x, last vs. North Florida (12-30-17)  
 3FGM:  
 3FGA:  
 FTM: 9, Alabama State (11-10-17)  
 FTA: 9, Alabama State (11-10-17)  
 Rebounds: 7, Norfolk State, (11-11-16)  
 Assists: 2, Florida A&M (11-18-20)  
 Blocks: 3, 3x, last vs Green Bay (11-20-17)  
 Steals: 2, Kentucky (1-17-17)  
 Minutes: 20, at Alabama (1-20-18)

## 2017-18 Game-By-Game

Opponent	MIN	FG	Pct.	3FG	Pct.	FT	Pct.	O-D-R	PF	A	TO	B	S	PTS
N10 Alabama State *	15	1-4	.250	0-0	.000	9-9	1.000	1-3-4	5	0	1	0	0	11
N18 Florida A&M	13	2-3	.667	0-0	.000	3-3	1.000	0-3-3	1	2	0	0	0	7
N20 Green Bay	19	2-2	1.000	0-0	.000	0-0	.000	0-6-6	1	0	1	3	0	4
N22 Stephen F. Austin	22	2-4	.500	0-0	.000	2-4	.500	2-1-3	4	0	0	0	0	6
N26 Jacksonville State	3	1-1	1.000	0-0	.000	0-0	.000	0-0-0	0	0	0	0	0	2
N30 North Dakota State	-DNP-													
D3 Dayton	-DNP-													
D9 North Georgia	11	3-3	1.000	0-0	.000	2-2	1.000	2-1-3	0	0	0	0	0	8
D12 Cincinnati	4	0-0	.000	0-0	.000	0-0	.000	0-0-0	0	0	0	0	0	0
D16 UT Martin	5	0-0	.000	0-0	.000	0-0	.000	0-1-1	0	1	0	0	0	0
D20 Little Rock	2	0-0	.000	0-0	.000	0-0	.000	0-1-1	2	0	1	0	0	0
D23 Southern Miss	9	2-2	1.000	0-0	.000	0-0	.000	0-3-3	2	0	1	0	0	4
D30 North Florida	10	3-4	.750	0-0	.000	0-0	.000	0-3-3	4	0	2	1	0	6
J2 Arkansas	6	0-1	.000	0-0	.000	0-0	.000	1-0-1	0	0	0	1	0	0
J6 Ole Miss	13	2-2	1.000	0-0	.000	0-0	.000	1-1-2	2	0	0	0	1	4
J10 Florida	9	1-2	.500	0-0	.000	0-0	.000	1-1-2	2	0	0	0	1	2
J13 Auburn	8	1-1	1.000	0-0	.000	0-0	.000	1-0-1	1	1	0	1	0	2
J16 Vanderbilt	8	0-0	.000	0-0	.000	0-0	.000	1-0-1	0	0	0	1	0	0
J20 Alabama	20	0-2	.000	0-0	.000	1-2	.500	1-4-5	2	0	1	0	1	1
J23 Kentucky	6	1-3	.333	0-0	.000	0-0	.000	1-0-1	2	0	0	0	0	2
J27 Missouri														
J31 South Carolina														
F3 Georgia														
F6 Alabama														
F10 Missouri														
F14 Vanderbilt														
F17 Ole Miss														
F20 Texas A&M														
F24 South Carolina														
F27 Tennessee														
M3 LSU														

## Datcher's Notes . . .

- Earned his first-career start against Alabama State and responded with a career-high 11 points.

- Career-high 3 blocks against Green Bay.

- String of 14-straight made FTs ended against Stephen F. Austin.

- Missed North Dakota State and Dayton games due to a foot injury suffered against Jacksonville State.

- Returned against North Georgia and totaled 8 points.

- Had first steal of the season at Ole Miss.

- Had a career-high 20 minutes played against Alabama.

## CAREER STATS FOR E.J. DATCHER

Year	GP-GS	Min/Avg	FG-FGA	Pct	3FM-3GA	Pct	FT-FTA	Pct	Rebs	PF-D	Ast	TO	Blk	Stl	Pts/Avg
2016-17	31-0	228/7.4	13-32	.406	0-0	.000	5-9	.556	47-1.5	59-1	1	9	18	6	31/1.0
2017-18	18-1	183/10.2	21-34	.618	0-0	.000	17-20	.850	40-2.2	28-1	4	7	7	3	59/3.3
Totals	49-1	411/8.4	34-66	.515	0-0	.000	22-29	.759	87-1.8	87-2	5	16	25	9	90/1.8

**Exhibition — Oct. 22, 2017**

Nebraska 78  
Mississippi State 63

Humphrey Coliseum • Starkville, MS

**Nebraska**

Player	FG	3FG	FT	RB	PF	PT	A	Min
Copeland	f 2-10	0-6	0-0	7	3	4	0	26
Tshimanga	c 5-8	0-0	1-1	6	3	11	1	16
Watson	g 4-10	2-6	1-2	2	2	11	5	32
Taylor	g 3-5	1-2	2-3	3	3	9	3	28
Palmer	g 5-6	2-3	5-6	1	1	17	0	23
Okeke	2-2	0-0	0-0	3	4	4	0	11
McVeigh	2-6	2-5	2-2	3	1	8	2	20
Allen	0-1	0-0	0-0	0	0	0	0	5
Gill	2-5	1-2	1-1	0	1	6	3	14
Borchardt	2-3	0-0	0-0	2	1	4	0	9
<b>TOTALS</b>	<b>28-62</b>	<b>8-27</b>	<b>12-15</b>	<b>37</b>	<b>22</b>	<b>76</b>	<b>16</b>	<b>200</b>

**Mississippi State**

Player	FG	3FG	FT	RB	PF	PT	A	Min
Holman	f 2-5	0-1	1-1	1	0	5	0	17
Herard	c 2-3	0-0	0-2	5	1	4	0	16
Peters	g 2-10	0-3	4-8	3	3	8	4	22
Stapleton	g 2-8	0-2	3-4	5	1	7	2	24
Q. W'spoon	g 4-13	0-3	1-2	5	2	9	1	25
N. W'spoon	0-2	0-0	2-3	4	4	2	2	19
Wright	4-5	0-1	2-2	4	1	10	2	25
Feazell	5-5	0-0	0-0	2	1	10	0	15
Carter	1-5	1-3	2-2	0	1	5	3	18
Datcher	6-8	0-0	0-0	6	4	12	0	19
<b>TOTALS</b>	<b>28-64</b>	<b>1-13</b>	<b>15-24</b>	<b>38</b>	<b>18</b>	<b>72</b>	<b>14</b>	<b>200</b>

Halftime: UN 48, MSU 32. FG%: 43.8%, UN 45.2%, 3FG%: MSU 7.7%, UN 29.6%, FT%: MSU 62.5%, UN 80.0%. Turnovers: MSU 11 (Feazell 3), UN 16 (Roby 5). Blocked Shots: MSU 8 (Herard 3), UN 5 (Five with 1). Steals: MSU 7 (Q. Weatherspoon 3), UN 3 (Three with 1). Officials: Patrick Evans, Hunter Allen, Erroll Lewis. Attendance: 2,900.

**Exhibition — Nov. 2, 2017**

Mississippi State 87  
West Florida 62

Humphrey Coliseum • Starkville, MS

**West Florida**

Player	FG	3FG	FT	RB	PF	PT	A	Min
Tidwell	f 2-7	0-1	3-6	6	3	7	1	25
Tucker	f 1-4	0-0	0-0	6	5	2	0	11
Cox	g 3-7	0-3	0-0	3	3	6	0	29
Deng	g 5-15	0-1	1-3	4	1	11	1	30
Thorpe	g 9-13	2-2	1-4	2	1	21	1	39
Jackson	1-7	1-5	2-4	3	2	5	0	21
Carter Jr.	0-0	0-0	1-2	0	1	1	0	5
Henderson	1-3	0-0	0-0	3	0	2	0	9
Flanagan	1-1	0-0	0-1	1	0	2	0	4
Ventoniemi	2-9	0-0	1-3	2	3	5	0	27
<b>TOTALS</b>	<b>28-62</b>	<b>8-27</b>	<b>12-15</b>	<b>37</b>	<b>22</b>	<b>76</b>	<b>16</b>	<b>200</b>

**Mississippi State**

Player	FG	3FG	FT	RB	PF	PT	A	Min
Herard	c 0-0	0-0	2-2	4	5	2	0	12
Peters	g 4-10	3-7	0-0	2	2	11	6	24
Stapleton	g 4-5	1-2	1-1	2	3	10	0	20
Q. W'spoon	g 5-10	0-1	5-8	8	0	15	1	26
Carter	g 3-11	1-9	1-2	4	0	8	2	28
Wright	2-6	0-2	2-2	7	1	6	2	24
N. W'spoon	6-8	1-2	1-1	2	0	14	3	18
Storm	0-1	0-0	0-0	1	0	0	0	3
Clayton	0-1	0-1	0-0	1	0	0	0	2
Davis	0-0	0-0	0-0	1	0	0	0	2
T.J. Gray	0-0	0-0	0-0	0	0	0	0	2
Feazell	0-1	0-0	0-0	1	5	0	0	8
Holman	8-9	0-0	0-0	6	3	16	1	17
Datcher	2-4	0-0	1-1	7	5	5	0	16
<b>TOTALS</b>	<b>34-66</b>	<b>6-24</b>	<b>13-17</b>	<b>47</b>	<b>24</b>	<b>87</b>	<b>15</b>	<b>200</b>

Halftime: MSU 44, UWF 31. FG%: 51.5%, UWF 37.9%, 3FG%: MSU 25.0%, UWF 25.0%, FT%: MSU 76.5%, UWF 39.1%. Turnovers: MSU 19 (Datcher 4), UWF 16 (Tidwell, Thorpe 3). Blocked Shots: MSU 7 (Holman 3), UWF 0. Steals: MSU 8 (Q. Weatherspoon 4), UWF 5 (Jackson 2). Officials: Sean Casey, Nate Green, Ken Washington. Attendance: 1,711.

**Game 1 — Nov. 10, 2017**

Mississippi State  
Alabama State

Humphrey Coliseum • Starkville, MS

**Alabama State**

Player	FG	3FG	FT	RB	PF	PT	A	Min
Jones	f 7-11	0-0	2-2	6	2	16	0	33
Johnson	c 2-4	0-0	3-6	6	3	7	0	20
Davis	g 1-7	1-5	0-0	2	0	3	2	24
Ewuosho	g 3-6	1-2	1-2	5	3	8	2	23
Rogers	g 0-3	0-2	0-0	1	4	0	0	7
Johnson	0-3	0-1	0-0	1	0	0	0	3
Ross	6-11	5-8	0-1	2	2	17	1	24
Gee	1-5	0-2	1-2	1	4	3	0	16
Deneus	3-5	0-0	3-5	7	1	9	1	14
Pichardo	0-1	0-0	0-0	1	1	0	0	5
Wright	0-0	0-1	1-3	4	3	1	0	5
LeFlare	2-8	0-5	0-1	3	2	4	2	20
Rogers	0-2	0-0	0-0	0	1	0	0	6
<b>TOTALS</b>	<b>25-67</b>	<b>7-26</b>	<b>11-22</b>	<b>41</b>	<b>26</b>	<b>68</b>	<b>8</b>	<b>200</b>

**Mississippi State**

Player	FG	3FG	FT	RB	PF	PT	A	Min
Stapleton	f 0-0	0-0	0-0	1	0	0	0	5
Datcher	c 1-4	0-0	9-9	4	5	11	0	15
N. W'spoon	g 3-8	1-1	4-4	3	0	11	3	25
Peters	g 2-8	0-5	3-4	4	1	7	7	29
Q. W'spoon	g 8-9	0-1	1-3	8	3	17	1	22
Wright	5-8	1-3	1-2	6	3	12	2	28
Storm	0-2	0-0	0-0	3	1	0	0	4
Clayton	0-0	0-0	0-0	0	0	0	0	2
Davis	0-1	0-1	1-2	0	0	1	1	2
Singleton	1-2	1-2	0-0	1	0	3	0	5
Gray	0-0	0-0	0-0	0	1	0	0	2
Carter	3-6	2-3	3-4	1	0	11	2	27
Herar	2-5	0-0	1-2	2	4	5	0	13
Holman	6-11	2-4	4-5	11	1	18	0	21
<b>TOTALS</b>	<b>31-64</b>	<b>7-20</b>	<b>27-35</b>	<b>47</b>	<b>19</b>	<b>96</b>	<b>16</b>	<b>200</b>

Halftime: MSU 58, ASU 31. FG%: 56.3%, ASU 32.3%, 3FG%: MSU 50.0%, ASU 33.3%, FT%: MSU 76.2%, ASU 50.0%. Turnovers: MSU 14 (Peters 4), ASU 17 (Ewuosho 4). Blocked Shots: MSU 4 (Peters 2), ASU 1 (B. Johnson). Steals: MSU 7 (Q. W'spoon, Stapleton 2), ASU 6 (Ewuosho 2). Officials: Terry Moore, Don Daily, Ken Washington. Attendance: 6,811.

**Game 2 — Nov. 18, 2017**

Mississippi State 79  
Florida A&M 48

Humphrey Coliseum • Starkville, MS

**Florida A&M**

Player	FG	3FG	FT	RB	PF	PT	A	Min
Williams	f 5-20	0-2	4-6	8	3	14	0	35
Martin	c 3-6	0-0	1-2	5	1	7	0	33
Mayer	g 0-1	0-1	0-0	2	1	0	2	21
Myles	g 0-2	0-0	0-0	2	1	0	0	4
Barham	g 5-15	3-9	2-2	5	1	15	0	34
Severado	0-2	0-0	0-0	5	1	0	1	19
Reaves	2-5	1-3	0-0	1	2	5	2	16
Bowman	0-1	0-1	0-0	1	0	0	1	5
Core	2-4	1-1	0-0	3	0	5	0	12
Harrell	1-5	0-0	0-2	4	0	2	0	13
Ravenel	0-3	0-2	0-0	2	1	0	0	8
<b>TOTALS</b>	<b>18-64</b>	<b>5-19</b>	<b>7-12</b>	<b>42</b>	<b>11</b>	<b>48</b>	<b>6</b>	<b>200</b>

**Mississippi State**

Player	FG	3FG	FT	RB	PF	PT	A	Min
Ado	f 6-7	0-0	0-0	8	1	12	0	23
Holman	f 2-2	1-1	0-0	6	1	5	0	18
N. W'spoon	g 5-10	1-3	1-3	5	1	12	5	32
Peters	g 5-12	1-7	1-1	1	3	12	5	23
Q. W'spoon	g 5-9	1-4	1-2	6	1	12	4	31
Storm	0-0	0-0	0-0	1	0	0	0	3
Clayton	0-0	0-0	0-0	0	0	0	0	2
Davis	0-2	0-1	0-0	0	1	0	0	3
Singleton	2-3	0-1	0-0	0	0	4	1	5
Gray	1-1	1-1	0-0	0	1	3	0	3
Feazell	1-2	0-1	0-0	5	1	2	0	7
Carter	4-10	2-5	0-0	0	0	10	2	23
Herard	0-1	0-0	0-0	1	0	0	0	14
Datcher	2-3	0-0	3-3	3	1	7	2	13
<b>TOTALS</b>	<b>33-62</b>	<b>7-24</b>	<b>6-9</b>	<b>38</b>	<b>11</b>	<b>79</b>	<b>19</b>	<b>200</b>

Halftime: MSU 28, FAMU 17. FG%: 53.2%, FAMU 28.1%, 3FG%: MSU 29.2%, FAMU 26.3%, FT%: MSU 66.7%, FAMU 58.3%. Turnovers: MSU 17 (Q. W'spoon 4), FAMU 24 (Williams 7). Blocked Shots: MSU 13 (Ado 3), FAMU 2 (Martin 2). Steals: MSU 9 (Peters 4), FAMU 4 (Four players with 1). Officials: Anthony Jordan, Jason Baker, Erroll Lewis. Attendance: 6,132.

**Game 3 — Nov. 20, 2017**

Mississippi State 77  
Green Bay 68

Humphrey Coliseum • Starkville, MS

**Green Bay**

Player	FG	3FG	FT	RB	PF	PT	A	Min
Jespersion	f 2-6	1-4	0-0	5	4	5	2	25
Small	g 3-6	1-2	8-10	7	3	15	1	34
Bell	g 2-6	1-2	0-0	2	0	5	0	12
Hankerson	g 4-6	0-1	2-2	4	3	10	1	25
Crist	g 0-4	0-3	0-0	5	3	0	5	20
Parham	4-9	3-5	4-6	2	1	15	1	22
Pipes	0-4	0-1	0-0	2	1	0	2	15
Bains	0-0	0-0	0-2	1	0	0	0	6
Patterson	3-6	0-0	3-4	3	3	9	0	21
Chevallier	3-7	3-6	0-0	3	1	9	0	20
<b>TOTALS</b>	<b>21-54</b>	<b>9-24</b>	<b>17-24</b>	<b>36</b>	<b>19</b>	<b>68</b>	<b>12</b>	<b>200</b>

**Mississippi State**

Player	FG	3FG	FT	RB	PF	PT	A	Min
Ado	f 4-8	0-0	4-5	11	4	12	1	24
Holman	f 5-7	1-2	2-3	5	3	13	1	23
N. W'spoon	g 3-7	1-3	3-4	5	3	10	4	28
Peters	g 6-15	1-7	5-6	0	0	18	2	29
Q. W'spoon	g 1-8	0-5	0-0	3	2	2	4	28
Wright	4-6	0-2	0-0	4	2	8	1	17
Feazell	1-3	0-0	0-0	1	1	2	0	7
Carter	2-6	0-4	2-2	0	1	6	0	19
Herard	1-1	0-0	0-1	3	2	2	0	6
Datcher	2-2	0-0	0-0	6	1	4	0	19
<b>TOTALS</b>	<b>29-63</b>	<b>3-23</b>	<b>16-21</b>	<b>39</b>	<b>19</b>	<b>77</b>	<b>13</b>	<b>200</b>

Halftime: MSU 40, GB 32. FG%: MSU 46.0%, GB 38.9%, 3FG%: MSU 13.0%, GB 37.5%, FT%: MSU 76.2%, GB 70.8%. Turnovers: MSU 14 (N. W'spoon, Peters 3), GB 19 (Small 4). Blocked Shots: MSU 6 (Datcher 3), GB 0. Steals: MSU 6 (Peters 3), GB 5 (Five players with 1). Officials: Karl Hess, Jeffery Clark, Rob Rorke. Attendance: 6,359.

**Game 4 — Nov. 22, 2017**

Mississippi State 80

## Game 5 — Nov. 26, 2017

Mississippi State 59  
Jacksonville State 56

Humphrey Coliseum • Starkville, MS

## Jacksonville State

Player	FG	3FG	FT	RB	PF	PT	A	Min
Cunningham f	1-2	0-0	0-0	5	3	2	1	17
Giga c	6-11	1-3	2-2	10	2	15	3	37
Gregory g	2-6	1-3	0-0	3	3	5	3	26
Drumwright g	4-13	1-6	0-0	3	2	9	1	35
Spears g	2-5	2-0	0-0	2	0	6	0	16
Dunlap	0-0	0-0	0-0	0	0	0	0	7
Edwards	0-3	0-1	2-2	4	1	2	1	20
Burnell	5-13	0-2	0-0	6	1	10	1	24
Hunter	2-4	1-2	2-2	1	1	7	0	17
Martin	0-0	0-0	0-0	0	0	0	0	1
<b>TOTALS</b>	<b>22-57</b>	<b>6-19</b>	<b>6-6</b>	<b>36</b>	<b>13</b>	<b>56</b>	<b>10</b>	<b>200</b>

## Mississippi State

Player	FG	3FG	FT	RB	PF	PT	A	Min
Ado f	4-6	0-0	1-4	8	3	9	0	33
Holman f	4-6	0-1	3-6	6	2	11	0	23
N. W'spoon g	5-9	1-2	1-3	1	1	12	1	30
Q. W'spoon g	6-11	1-3	0-0	5	2	13	4	35
Carter g	1-7	1-7	0-0	6	0	3	2	29
Wright	0-5	0-2	0-0	6	0	0	0	23
Stapleton	3-8	1-2	0-0	2	1	7	1	15
Feazell	0-1	0-1	0-0	0	0	0	1	5
Herard	1-2	0-0	0-0	1	2	2	0	4
Datcher	1-1	0-0	0-0	0	0	2	0	3
<b>TOTALS</b>	<b>25-56</b>	<b>4-18</b>	<b>5-13</b>	<b>37</b>	<b>11</b>	<b>59</b>	<b>9</b>	<b>200</b>

Halftime: JSU 29, MSU 25. FG%: MSU 44.6%, JSU 38.6%. 3FG%: MSU 22.2%, JSU 31.6%. FT%: MSU 38.5%, JSU 100.0%. Turnovers: MSU 12 (Ado, Q. W'spoon 4), JSU 10 (Cunningham 4). Blocked Shots: MSU 5 (Ado 3), JSU 2 (Cunningham, Burnell 1). Steals: MSU 2 (Ado, Carter 1), JSU 3 (Three players with 1). Officials: Orlandis Poole, Kipp Kissinger, John Gaffney. Attendance: 6,034.

## Game 6 — Nov. 30, 2017

Mississippi State 83  
North Dakota State 59

Humphrey Coliseum • Starkville, MS

## North Dakota State

Player	FG	3FG	FT	RB	PF	PT	A	Min
Eliason f	1-2	0-0	0-2	6	1	2	1	20
Miller g	9-18	1-8	0-0	5	2	19	4	35
Samuelson g	1-4	1-4	0-0	0	1	3	1	22
Jacobson g	4-6	4-5	3-3	4	2	15	0	24
Ward g	2-10	0-4	0-0	3	1	4	1	21
Van Dulm	0-0	0-0	0-1	0	0	0	1	2
Quayle	1-3	1-3	0-0	4	0	3	0	17
Hunter	3-8	3-7	0-0	2	3	9	3	27
Geu	1-3	0-1	2-2	3	1	4	1	14
Kreuser	0-3	0-3	0-0	0	3	0	1	18
<b>TOTALS</b>	<b>22-57</b>	<b>10-35</b>	<b>5-8</b>	<b>28</b>	<b>14</b>	<b>59</b>	<b>13</b>	<b>200</b>

## Mississippi State

Player	FG	3FG	FT	RB	PF	PT	A	Min
Ado f	2-2	0-0	1-1	4	5	5	0	14
Holman f	4-7	2-3	2-4	9	2	12	0	23
N. W'spoon g	5-9	1-3	1-1	4	0	12	2	31
Q. W'spoon g	4-9	1-3	0-2	4	1	9	10	26
Carter g	12-17	6-10	5-5	6	1	35	1	32
Wright	0-5	0-3	0-0	2	1	0	2	25
Stapleton	2-6	0-1	0-0	3	2	4	0	20
Storm	0-0	0-0	0-0	0	0	0	0	2
Davis	1-1	0-0	0-0	0	0	2	0	1
Singleton	1-1	0-0	0-0	0	0	2	0	2
Feazell	0-1	0-0	0-2	3	1	0	0	12
Herard	0-2	0-0	2-2	3	0	2	0	12
<b>TOTALS</b>	<b>31-60</b>	<b>10-23</b>	<b>11-17</b>	<b>41</b>	<b>13</b>	<b>83</b>	<b>15</b>	<b>200</b>

Halftime: JMSU 29, NDSU 24. FG%: MSU 51.7%, NDSU 38.6%. 3FG%: MSU 43.5%, NDSU 28.6%. FT%: MSU 64.7%, NDSU 62.5%. Turnovers: MSU 12 (Ado 4), NDSU 14 (Kreuser 4). Blocked Shots: MSU 1 (Stapleton), NDSU 0. Steals: MSU 8 (Stapleton 3), NDSU 3 (Three players with 1). Officials: Doug Shows, Tony Henderson, Bart Lenox. Attendance: 5,831.

## Game 7 — Dec. 3, 2017

Mississippi State 61  
Dayton 59

Humphrey Coliseum • Starkville, MS

## Dayton

Player	FG	3FG	FT	RB	PF	PT	A	Min
Cunningham f	7-8	0-1	2-4	8	3	16	2	30
Antetokounmpo f	1-2	0-0	0-2	0	4	2	0	11
Davis g	5-12	2-7	5-8	10	0	17	3	38
Landers g	0-1	0-1	0-0	3	2	0	2	20
Crutcher g	6-11	4-8	2-2	3	0	18	0	33
Davis	0-4	0-3	0-0	2	1	0	1	26
Svoboda	2-6	2-5	0-0	0	3	6	0	32
Pierce	0-0	0-0	0-0	0	0	0	0	3
Crosby	0-2	0-0	0-0	0	0	0	0	7
<b>TOTALS</b>	<b>21-46</b>	<b>8-25</b>	<b>9-16</b>	<b>30</b>	<b>13</b>	<b>59</b>	<b>8</b>	<b>200</b>

## Mississippi State

Player	FG	3FG	FT	RB	PF	PT	A	Min
Ado f	2-2	0-0	1-1	3	3	5	0	21
Holman f	2-4	2-4	0-0	8	0	6	1	28
N. W'spoon g	3-7	0-3	0-2	1	4	6	1	31
Q. W'spoon g	5-11	0-3	1-2	10	4	11	6	35
Carter g	7-12	6-10	0-0	1	2	20	2	32
Peters	1-5	1-5	0-0	0	2	3	2	21
Stapleton	3-8	0-3	2-2	1	3	8	0	18
Feazell	1-1	0-0	0-0	2	0	2	0	11
Herard	0-0	0-0	0-0	1	0	0	0	3
<b>TOTALS</b>	<b>24-50</b>	<b>9-28</b>	<b>4-7</b>	<b>27</b>	<b>18</b>	<b>61</b>	<b>12</b>	<b>200</b>

Halftime: MSU 35, UD 20. FG%: MSU 48.0%, UD 45.7%. 3FG%: MSU 32.1%, UD 32.0%. FT%: MSU 57.1%, UD 56.3%. Turnovers: MSU 24 (Q. W'spoon, Carter 5), UD 26 (Three players with 5). Blocked Shots: MSU 5 (Holman, Q. W'spoon 2), UD (Antetokounmpo, Landers 1). Steals: MSU 13 (Three players with 3), UD 14 (Davis 4). Officials: Anthony Jordan, Chuck Jones, Garrick Shannon. Attendance: 7,539.

## Game 8 — Dec. 9, 2017

Mississippi State 95  
North Georgia 62

Humphrey Coliseum • Starkville, MS

## North Georgia

Player	FG	3FG	FT	RB	PF	PT	A	Min
Fuzak f	3-9	2-6	0-0	2	1	8	1	19
Olantunji f	5-9	0-0	0-0	10	2	10	1	30
Tshimanga g	3-6	0-1	0-0	4	0	6	3	31
Cantrell g	2-11	1-2	0-2	4	1	5	1	27
Smith g	3-9	2-4	0-0	2	0	8	0	24
Cotter	2-3	1-2	0-2	3	0	5	2	9
Politer	1-4	1-4	0-0	0	0	3	0	10
Dominy	3-6	0-1	0-1	1	2	6	2	13
Dean	3-8	0-2	0-0	4	1	6	1	19
Howard	1-1	1-1	0-0	0	0	3	0	4
Watson	1-5	0-4	0-0	5	1	2	0	14
<b>TOTALS</b>	<b>27-71</b>	<b>8-27</b>	<b>0-5</b>	<b>39</b>	<b>8</b>	<b>62</b>	<b>11</b>	<b>200</b>

## Mississippi State

Player	FG	3FG	FT	RB	PF	PT	A	Min
Ado f	1-5	0-0	2-2	3	1	4	0	17
Holman f	5-5	2-2	1-1	6	0	13	0	13
N. W'spoon g	4-8	0-2	1-1	3	0	9	4	24
Q. W'spoon g	8-11	4-4	2-2	2	1	22	2	26
Carter g	1-7	0-3	0-0	3	1	2	2	27
Peters	4-12	3-7	0-0	7	1	11	6	22
Stapleton	3-6	0-3	0-0	1	2	6	0	17
Storm	0-0	0-0	0-0	0	0	0	0	4
Clayton	0-0	0-0	0-0	0	0	0	0	4
Davis	0-3	0-2	0-0	2	0	0	0	4
Singleton	3-5	3-4	0-0	3	0	9	0	5
Gray	0-2	0-2	0-0	0	1	0	0	4
Feazell	5-5	1-1	0-0	4	2	11	0	11
Herard	0-2	0-0	0-0	5	1	0	0	11
Datcher	3-3	0-0	2-2	3	0	8	0	11
<b>TOTALS</b>	<b>37-74</b>	<b>13-30</b>	<b>8-8</b>	<b>44</b>	<b>10</b>	<b>95</b>	<b>14</b>	<b>200</b>

Halftime: MSU 53, NG 26. FG%: MSU 50.0%, NG 38.0%. 3FG%: MSU 43.3%, NG 29.6%. FT%: MSU 100.0%, NG 0.0%. Turnovers: MSU 10 (Ado 3), NG 16 (Tshimanga 5). Blocked Shots: MSU 9 (Ado 4), NG 3 (Olantunji 2). Steals: MSU 8 (N. W'spoon, Q. W'spoon 2), NG 5 (Tshimanga 2). Officials: Joe Lindsay, Chuck Jones, Jason Baker. Attendance: 6,613.

## Game 9 — Dec. 12, 2017

Cincinnati 65  
Mississippi State 50

BB&T Arena • Highland Heights, KY

## Mississippi State

Player	FG	3FG	FT	RB	PF	PT	A	Min
Ado f	0-1	0-0	0-0	4	1	0	0	27
Holman f	7-12	3-3	1-2	10	1	18	1	26
N. W'spoon g	6-11	0-1	0-0	1	2	12	2	26
Q. W'spoon g	3-12	1-3	5-6	7	3	12	3	34
Carter g	3-7	2-5	0-0	0	1	8	1	23
Peters	0-11	0-7	0-0	1	4	0	2	21
Wright	0-3	0-1	0-0	3	2	0	0	16
Stapleton	0-4	0-1	0-0	1	2	0	0	12
Feazell	0-1	0-0	0-0	0	0	0	0	2
Herard	0-1	0-0	0-0	3	0	0	0	9
Datcher	0-0	0-0	0-0	0	0	0	0	4
<b>TOTALS</b>	<b>19-63</b>	<b>6-21</b>	<b>6-8</b>	<b>38</b>	<b>16</b>	<b>50</b>	<b>9</b>	<b>200</b>

## Cincinnati

Player	FG	3FG	FT	RB	PF	PT	A	Min
Clark f	2-6	1-3	4-4	13	3	9	4	34
Washington f	8-15	0-1	0-0	5	1	16	1	31
Evans g	7-13	4-7	6-6	8	2	24	2	35
Jenifer g	1-3	1-1	0-0	0	1	3	3	19
Cumberland g	1-8	1-4	4-6	5	0	7	3	30
Williams	2-4	0-2	0-0	1	1	4	0	13
Moore	0-1	0-1	0-0	0	1	0	0	3
Scott	0-0	0-0	0-0	0	1	0	1	6
Broome	1-4	0-1	0-0	0	1	2	4	20
Diarra	0-0	0-0	0-0	0	0	0	0	1
Brooks	0-0	0-0	0-0	1	0	0	0	8
<b>TOTALS</b>	<b>22-54</b>	<b>7-20</b>	<b>14-16</b>	<b>37</b>	<b>11</b>	<b>65</b>	<b>18</b>	<b>200</b>

Halftime: UC 35, MSU 25. FG%: MSU 30.2%, UC 40.7%. 3FG%: MSU 28.6%, UC 35.0%. FT%: MSU 75.0%, UC 87.5%. Turnovers: MSU 16 (Peters 6), UC 14 (Clark 4). Blocked Shots: MSU 4 (Ado 3), UC 11 (Clark 5). Steals: MSU 9 (Ado 4), UC 5 (Clark, Broome 2). Officials: Doug Sirmons, Ted Valentine, Pat Adams. Attendance: 8,128.

## Game 10 — Dec. 16, 2017

Mississippi State  
UT Martin

Humphrey Coliseum • Starkville, MS

## UT Martin

Player	FG	3FG	FT	RB	PF	PT	A	Min
Lewis	f 2-10	0-2	0-0	4	4	4	0	25
Parker	c 1-1	0-0	0-0	3	3	2	1	15
Butler	g 9-21	4-12	0-0	5	2	22	3	40
Bogan	g 4-7	2-4	0-0	5	4	10	3	30
Hewitt	g 0-1	0-1	0-0	2	0	0	0	9
Thompson	2-6	2-4	0-0	2	1	6	2	20
Fofana	0-2	0-0	0-0	2	1	0	1	11
Williams	2-5	0-2	0-0	0	2	4	1	18
Beaufort	2-6	1-3	1-2	2	1	6	0	13
Gill	2-6	0-0	3-4	3	3	7	2	19
TOTALS	24-65	9-28	4-6	29	21	61	13	200



## Game 11 — Dec. 20, 2017

Mississippi State	64
Little Rock	48

Humphrey Coliseum • Starkville, MS

## Little Rock

Player	FG	3FG	FT	RB	PF	PT	A	Min
O. Black	f 3-5	0-0	0-0	5	2	6	2	30
Hadzic	c 4-7	1-4	0-0	2	4	9	0	20
Jones	g 1-8	0-1	0-0	4	1	2	2	25
Lottie	g 1-4	0-1	2-2	5	1	4	1	29
A.Black	g 3-10	1-7	0-1	3	4	7	1	30
Pippins	3-8	1-3	0-1	1	4	7	0	21
Corcoran	1-1	1-1	0-0	0	0	3	0	7
Carson	0-0	0-0	0-0	0	0	0	0	1
Gilmore	0-1	0-0	0-0	0	0	0	0	2
Mompremier	0-3	0-1	0-0	0	2	0	0	14
Marcus	3-3	0-0	0-2	4	3	6	1	13
Brady	1-3	0-2	2-2	2	0	4	0	5
Bankston	0-1	0-0	0-2	3	0	0	0	3
<b>TOTALS</b>	<b>20-54</b>	<b>4-20</b>	<b>4-10</b>	<b>35</b>	<b>21</b>	<b>48</b>	<b>7</b>	<b>200</b>

## Mississippi State

Player	FG	3FG	FT	RB	PF	PT	A	Min
Ado	f 2-3	0-0	2-4	13	2	6	1	28
Holman	f 3-8	0-2	4-8	5	1	10	1	20
N. W'spoon	g 3-9	2-5	0-0	4	2	8	1	23
Q. W'spoon	g 7-11	1-3	6-6	8	1	21	3	26
Carter	g 3-7	1-4	0-0	0	0	7	1	24
Peters	0-4	0-4	0-2	3	2	0	4	24
Wright	2-5	1-3	2-5	4	0	7	0	19
Stapleton	1-5	1-3	1-1	2	2	3	0	21
Storm	0-1	0-1	0-0	0	0	0	0	1
Singleton	0-0	0-0	0-1	0	0	0	0	1
Feazell	1-3	0-0	0-0	1	1	2	0	10
Herard	0-0	0-0	0-0	0	2	0	0	1
Datcher	0-0	0-0	0-0	1	2	0	0	2
<b>TOTALS</b>	<b>22-56</b>	<b>5-25</b>	<b>15-27</b>	<b>40</b>	<b>15</b>	<b>64</b>	<b>11</b>	<b>200</b>

Halftime: MSU 26, UALR 23. FG%: MSU 39.3%, UALR 37.0%. 3FG%: MSU 20.0%, UALR 20.0%. FT%: MSU 55.6%, UALR 40.0%. Turnovers: MSU 12 (Holman, Q. W'spoon 2). UALR 21 (Lottie 6). Blocked Shots: MSU 7 (Ado 3), UALR 0. Steals: MSU 11 (Four players with 2), UALR 5 (Marcus 2). Officials: Karl Hess, Mike Nance, Lamar Simpson. Attendance: 7,156.

## Game 12 — Dec. 23, 2017

Mississippi State	70
Southern Miss	64

Mississippi Coliseum • Starkville, MS

## Mississippi State

Player	FG	3FG	FT	RB	PF	PT	A	Min
Ado	f 3-4	0-0	2-5	5	4	8	3	27
Holman	c 3-5	1-1	3-4	6	0	10	0	24
N. W'spoon	g 2-4	1-2	5-7	3	2	10	0	29
Q. W'spoon	g 2-5	0-3	3-6	4	3	7	4	31
Carter	g 2-5	1-3	2-2	3	0	7	2	22
Peters	4-10	0-4	2-5	3	0	10	3	19
Wright	1-2	0-0	0-0	2	1	2	2	16
Stapleton	4-7	4-7	0-0	3	2	12	1	23
Datcher	2-2	0-0	0-0	3	2	4	0	9
<b>TOTALS</b>	<b>23-44</b>	<b>7-20</b>	<b>17-29</b>	<b>35</b>	<b>14</b>	<b>70</b>	<b>15</b>	<b>200</b>

## Southern Miss

Player	FG	3FG	FT	RB	PF	PT	A	Min
Davis	f 2-3	1-1	2-2	4	2	7	1	20
MaGee	g 2-8	2-6	2-2	4	4	8	4	20
Edwards	g 9-17	3-6	1-2	7	2	22	0	38
Griffin	g 4-12	0-4	1-2	5	5	9	5	39
Holland	g 3-8	3-7	2-3	0	4	11	1	38
Richardson	0-4	0-1	0-0	1	1	0	4	23
Rowe	3-4	0-0	1-3	6	3	7	0	18
Hampton	0-1	0-1	0-0	2	20	9	0	4
<b>TOTALS</b>	<b>23-57</b>	<b>9-26</b>	<b>9-14</b>	<b>30</b>	<b>21</b>	<b>64</b>	<b>15</b>	<b>200</b>

Halftime: MSU 36, UUSM 27. FG%: MSU 52.3%, USM 40.4%. 3FG%: MSU 35.0%, USM 34.6%. FT%: MSU 58.6%, USM 64.3%. Turnovers: MSU 15 (Ado 5). USM 9 (Three players with 3). Blocked Shots: MSU 4 (Four players with 4), USM 1 (Rowe). Steals: MSU 3 (Three players with 1), USM 6 (Edwards 4). Officials: Tim Gattis, Orlandis Poole, Marques Pettigrew. Attendance: 4,028.

## Game 13 — Dec. 30, 2017

Mississippi State	109
North Florida	81

Humphrey Coliseum • Starkville, MS

## North Florida

Player	FG	3FG	FT	RB	PF	PT	A	Min
Horchler	f 2-8	0-3	0-0	3	3	4	1	26
Aminu	f 4-10	0-2	5-6	3	1	13	1	29
Escobar	g 5-10	4-7	0-0	1	2	14	0	23
Burkhardt	g 3-4	3-4	0-1	3	0	9	1	20
G.-Rosa	g 3-9	3-7	3-4	1	0	12	7	30
Lambright	0-3	0-2	0-0	0	0	0	0	4
Coffey II	1-3	1-1	0-0	0	2	3	0	17
Day	6-12	0-2	5-6	4	3	17	0	23
Haid	0-0	0-0	0-0	1	0	0	0	3
Driscoll	0-0	0-0	0-0	0	0	0	0	2
<b>TOTALS</b>	<b>27-63</b>	<b>12-29</b>	<b>15-19</b>	<b>21</b>	<b>13</b>	<b>81</b>	<b>12</b>	<b>200</b>

## Mississippi State

Player	FG	3FG	FT	RB	PF	PT	A	Min
Ado	f 2-3	0-0	1-6	9	3	5	0	27
Holman	f 10-12	1-2	2-2	4	3	23	1	18
N. W'spoon	g 3-5	0-1	5-6	6	0	11	4	27
Q. W'spoon	g 7-10	2-3	2-2	6	3	18	6	27
Carter	g 4-6	1-2	2-2	3	0	11	1	24
Peters	1-4	0-2	0-0	2	3	2	4	15
Wright	3-7	0-2	0-0	2	3	2	4	15
Stapleton	6-10	3-5	1-1	2	2	16	3	18
Storm	0-0	0-0	0-0	1	0	0	0	2
Davis	0-2	0-0	0-0	0	0	0	1	2
Singleton	1-1	0-0	0-0	0	2	0	0	2
Feazell	4-7	0-1	1-1	3	2	9	0	7
Datcher	3-4	0-0	0-0	3	4	6	0	10
<b>TOTALS</b>	<b>44-71</b>	<b>7-18</b>	<b>14-20</b>	<b>46</b>	<b>21</b>	<b>109</b>	<b>24</b>	<b>200</b>

Halftime: MSU 47, UNF 43. FG%: MSU 62.0%, UNF 42.9%. 3FG%: MSU 38.9%, UNF 41.4%. FT%: MSU 70.0%, UNF 78.9%. Turnovers: MSU 14 (3 players with 3), UNF 14 (Gandia-Rosa 5). Blocked Shots: MSU 5 (Ado 2), UNF 3 (3 players with 1). Steals: MSU 7 (Stapleton 2), UNF 4 (Day 2). Officials: Bart Lenox, Mike Nance, Tim Pettis. Attendance: 7,764.

## Game 14 — Jan. 2, 2018

Mississippi State	78
No. 22 Arkansas	75

Humphrey Coliseum • Starkville, MS

## Arkansas

Player	FG	3FG	FT	RB	PF	PT	A	Min
Gafford	f 8-11	0-0	1-3	5	3	17	2	32
Thomas	f 0-2	0-0	0-0	5	2	0	4	18
Barford	g 4-15	0-6	3-4	7	4	11	5	38
Macon	g 9-12	9-7	1-3	5	2	24	2	37
Beard	g 4-7	1-2	0-0	1	2	9	3	29
Thompson	0-1	0-0	0-0	4	3	0	1	8
Bailey	5-7	0-0	0-2	6	5	10	0	18
Cook	1-3	0-0	0-0	0	2	2	0	4
Hall	1-2	0-0	0-0	3	1	2	0	6
Jones	0-2	0-0	0-0	1	2	0	0	10
<b>TOTALS</b>	<b>32-62</b>	<b>6-15</b>	<b>5-12</b>	<b>39</b>	<b>26</b>	<b>75</b>	<b>17</b>	<b>200</b>

## Mississippi State

Player	FG	3FG	FT	RB	PF	PT	A	Min
Ado	f 3-3	0-0	2-9	9	2	8	0	34
Holman	f 1-8	0-4	2-2	5	2	4	0	20
N. W'spoon	g 7-10	1-3	7-10	4	1	22	2	33
Q. W'spoon	g 7-13	2-4	6-8	7	4	22	2	33
Carter	g 2-7	1-5	2-3	4	0	7	1	21
Peters	4-9	0-3	1-2	2	1	9	3	23
Wright	0-4	0-0	0-0	0	0	0	0	10
Stapleton	1-4	0-2	4-6	4	1	6	1	20
Datcher	0-1	0-0	0-0	1	0	0	0	6
<b>TOTALS</b>	<b>25-59</b>	<b>4-21</b>	<b>24-40</b>	<b>39</b>	<b>11</b>	<b>78</b>	<b>9</b>	<b>200</b>

Halftime: MSU 32, AR 28. FG%: MSU 42.4%, AR 51.6%. 3FG%: MSU 19.0%, AR 40.0%. FT%: MSU 60.0%, AR 41.7%. Turnovers: MSU 7 (Q. W'spoon 2). AR 13 (4 players with 2). Blocked Shots: MSU 8 (Ado 4), AR 3 (Thompson 2). Steals: MSU 8 (Q. W'spoon 3), AR 3 (Beard 2). Officials: Joe Lindsay, Orlandis Poole, Ron Groover. Attendance: 6,324.

## Game 15 — Jan. 6, 2018

Ole Miss	64
Mississippi State	58

The Pavilion • Oxford, MS

## Mississippi State

Player	FG	3FG	FT	RB	PF	PT	A	Min
Ado	f 2-5	0-0	1-2	4	4	5	0	17
Holman	f 3-6	2-4	1-2	5	0	9	3	22
N. W'spoon	g 3-10	0-3	3-6	2	3	9	0	32
Q. W'spoon	g 3-12	0-2	1-2	3	2	7	3	30
Carter	g 2-5	0-3	1-2	1	1	5	2	15
Peters	3-10	1-4	0-1	4	4	7	3	24
Wright	2-4	1-2	0-0	8	2	5	1	21
Stapleton	2-9	1-5	2-2	9	3	7	1	26
Feazell	0-0	0-0	0-0	0	0	0	0	1
Datcher	2-2	0-0	0-0	2	2	4	0	13

## Ole Miss

Player	FG	3FG	FT	RB	PF	PT	A	Min
Hymon	f 0-3	0-0	0-0	5	4	0	0	17
Stevens	f 2-5	1-2	2-2	5	1	7	2	26
Shuler	g 4-8	1-5	1-2	1	1	10	1	24
Davis	g 1-13	0-8	0-2	5	0	2	0	21
Tyree	g 6-12	2-4	2-4	2	3	16	2	25
Burnett	6-10	3-4	6-8	5	2	21	3	32
Crawford	1-4	0-2	4-4	4	0	6	2	28
Olejniczak	1-3	0-0	0-0	5	3	2	0	14
Furmanavicius	0-4	0-3	0-0	2	0	0	0	13
<b>TOTALS</b>	<b>21-62</b>	<b>7-28</b>	<b>15-22</b>	<b>41</b>	<b>14</b>	<b>64</b>	<b>10</b>	<b>200</b>

Halftime: MSU 34, OM 28. FG%: MSU 34.9%, OM 33.9%. 3FG%: MSU 21.7%, OM 25.0%. FT%: MSU 52.9%, OM 68.2%. Turnovers: MSU 14 (Q. W'spoon 5). OM 7 (Tyree, Burnett 2). Blocked Shots: MSU 4 (Holman 2), OM 5 (Five players with 1). Steals: MSU 4 (4 players with 1), OM 6 (Shuler 3). Officials: Tony Greene, Owen Shortt, Jason Baker. Attendance: 8,664.

## Game 16 — Jan. 10, 2018

Florida	71
Mississippi State	54

O'Connell Center • Gainesville, FL

## Mississippi State

Mississippi State								
Player		FG	3FG	FT	RB	PF	PT	A Min
Ado	f	6-8	0-0	0-0	10	3	12	1 24
Holman	f	3-4	0-0	1-1	4	5	7	0 16
N. W'spoon	g	2-9	0-2	3-4	1	2	7	3 32
Q. W'spoon	g	6-13	4-8	0-0	5	2	16	3 36
Carter	g	1-6	0-2	0-0	0	1	2	0 25
Peters		1-6	1-3	0-0	0	1	3	0 25
Wright		2-6	0-1	1-2	4	1	5	1 23
Feazell		0-1	0-0	0-0	4	0	0	0 11
Datcher		1-2	0-0	0-0	2	2	2	0 9
TOTALS		22-55	5-16	5-7	31	17	54	9 201



## Game 17 — Jan. 13, 2018

Auburn	76
Mississippi State	68

Humphrey Coliseum • Starkville, MS

Auburn Player	FG	3FG	FT	RB	PF	PT	A	Min
Mclemore f	0-1	0-0	0-0	1	1	0	0	12
Harper g	2-7	1-3	7-7	4	3	12	4	29
Brown g	6-13	5-8	6-8	2	2	23	1	33
Heron g	5-13	0-4	4-6	5	1	14	0	29
Murray g	3-10	1-3	7-8	9	3	14	0	26
Spencer	0-2	0-0	1-2	5	3	1	2	25
Okeke	1-4	0-0	0-1	5	2	2	0	17
Mitchell	1-4	0-0	0-0	3	3	2	1	18
Dunbar	3-6	2-3	0-0	3	1	8	0	11
<b>TOTALS</b>	<b>21-60</b>	<b>9-21</b>	<b>25-32</b>	<b>39</b>	<b>19</b>	<b>76</b>	<b>8</b>	<b>200</b>

Mississippi State Player	FG	3FG	FT	RB	PF	PT	A	Min
Ado f	4-5	0-0	2-4	11	3	10	0	31
Holman f	4-9	1-3	2-2	6	3	11	0	29
N. W'spoon g	3-10	0-3	4-6	3	4	10	3	28
Q. W'spoon g	5-13	2-7	2-2	4	4	14	3	33
Carter g	3-8	1-5	0-0	3	1	7	0	23
Peters	4-7	1-2	1-2	3	5	10	1	21
Wright	0-2	0-0	0-0	1	1	0	2	8
Stapleton	0-4	0-3	4-6	5	2	4	0	19
Datcher	1-1	0-0	0-0	1	1	2	1	8
<b>TOTALS</b>	<b>24-59</b>	<b>5-23</b>	<b>15-22</b>	<b>42</b>	<b>24</b>	<b>68</b>	<b>10</b>	<b>200</b>

Halftime: MSU 35, AU 24. FG%: MSU 40.7%, AU 35.0%. 3FG%: MSU 21.7%, AU 42.9%. FT%: MSU 68.2%, AU 78.1%. Turnovers: MSU 12 (Peter 4), AU 7 (Harper, Heron 2). Blocked Shots: MSU 8 (Ado, Holman 2), AU 3 (Three players with 1). Steals: MSU 3 (Ado 2), AU 7 (Murray 3). Officials: Pat Adams, Joe Lindsay, Wil Howard. Attendance: 8,443.

## Game 18 — Jan. 16, 2018

Mississippi State	80
Vanderbilt	62

Humphrey Coliseum • Starkville, MS

Vanderbilt Player	FG	3FG	FT	RB	PF	PT	A	Min
Roberson f	5-10	0-4	0-1	2	4	10	2	26
Baptiste c	1-3	0-0	0-0	2	2	2	0	12
Lee g	2-6	0-3	2-2	5	1	6	4	28
Willis g	3-8	2-6	0-0	0	0	8	0	26
Lachance g	2-4	1-3	0-0	7	3	5	4	25
Toye	1-2	1-2	0-0	1	1	3	1	20
Austin	2-2	0-0	0-0	1	1	4	2	16
Evans	1-2	0-0	0-0	2	0	2	0	5
Brown	3-7	0-2	2-2	2	2	8	1	20
Obinna	6-9	0-0	2-4	4	1	14	0	22
<b>TOTALS</b>	<b>26-53</b>	<b>4-20</b>	<b>6-9</b>	<b>29</b>	<b>15</b>	<b>62</b>	<b>14</b>	<b>200</b>

Mississippi State Player	FG	3FG	FT	RB	PF	PT	A	Min
Ado f	4-7	0-0	1-4	6	4	9	1	14
Holman f	7-10	2-3	2-2	14	1	18	2	26
N. W'spoon g	1-7	0-3	0-0	3	1	2	4	21
Q. W'spoon g	8-12	1-3	2-3	4	2	19	4	28
Carter g	3-8	2-4	1-1	5	2	9	2	30
Peters	3-8	1-3	3-4	1	0	10	5	22
Wright	2-3	0-0	1-1	1	1	5	2	21
Stapleton	3-9	2-4	0-0	0	0	8	0	24
Feazell	0-0	0-0	0-0	0	0	0	0	6
Datcher	0-0	0-0	0-0	1	0	0	0	8
<b>TOTALS</b>	<b>31-64</b>	<b>8-20</b>	<b>10-15</b>	<b>37</b>	<b>11</b>	<b>80</b>	<b>20</b>	<b>200</b>

Halftime: MSU 37, VU 25. FG%: MSU 48.4%, VU 49.1%. 3FG%: MSU 40.0%, VU 20.0%. FT%: MSU 66.7%, VU 66.7%. Turnovers: MSU 4 (Q. W'spoon 2), VU 10 (Roberson, Lee 2). Blocked Shots: MSU 5 (Holman 2), VU 3 (Brown 2). Steals: MSU 8 (Peters 3), VU 2 (Willis, Austin 1). Officials: Doug Shows, Orlandis Poole, Terry Oglesby. Attendance: 6,633.

## Game 19 — Jan. 20, 2018

Alabama	68
Mississippi State	62

Coleman Coliseum • Tuscaloosa, AL

Mississippi State Player	FG	3FG	FT	RB	PF	PT	A	Min
Ado f	5-8	0-0	1-1	4	4	11	0	20
Holman f	3-5	1-1	4-5	10	3	11	0	28
N. W'spoon g	2-9	1-4	2-2	1	2	7	1	25
Q. W'spoon g	4-9	0-3	4-4	9	2	12	2	31
Carter g	1-5	1-4	0-0	0	1	3	0	23
Peters	6-15	4-10	1-2	1	3	17	2	28
Wright	0-1	0-0	0-0	2	2	0	0	12
Feazell	0-2	0-1	0-0	1	1	0	0	13
Datcher	0-2	0-0	1-2	5	2	1	0	20
<b>TOTALS</b>	<b>21-56</b>	<b>7-23</b>	<b>13-16</b>	<b>38</b>	<b>20</b>	<b>62</b>	<b>5</b>	<b>200</b>

Alabama Player	FG	3FG	FT	RB	PF	PT	A	Min
Key f	6-13	2-4	2-3	5	1	16	4	28
Giddens c	5-7	0-0	3-6	4	4	13	1	22
Jones g	3-8	0-1	0-0	5	1	6	0	30
Ingram g	0-2	0-0	7-10	8	4	7	6	29
Petty g	3-11	2-7	1-2	4	2	9	4	35
Hall	4-8	0-0	0-2	5	1	8	1	19
Reese	1-4	0-2	0-0	2	0	2	0	12
Johnson Jr.	2-3	1-2	0-0	1	1	5	0	16
Smith	1-4	0-0	0-0	3	3	2	0	9
<b>TOTALS</b>	<b>25-60</b>	<b>5-16</b>	<b>13-23</b>	<b>40</b>	<b>17</b>	<b>68</b>	<b>16</b>	<b>200</b>

Halftime: MSU 22, UA 41. FG%: MSU 37.5%, UA 41.7%. 3FG%: MSU 30.4%, UA 31.3%. FT%: MSU 81.3%, UA 56.5%. Turnovers: MSU 16 (Q. W'spoon 5), UA 11 (Ingram 3). Blocked Shots: MSU 1 (Ado 1), UA 6 (Giddens 3). Steals: 7 (Peters 3), UA 7 (Key 3). Officials: Tony Henderon, Owen Shortt, Gerald Williams. Attendance: 15,383.

## Game 20 — Jan. 23, 2018

Kentucky	78
Mississippi State	65

Rupp Arena • Lexington, KY

Mississippi State Player	FG	3FG	FT	RB	PF	PT	A	Min
Ado f	0-4	0-0	2-3	5	1	2	0	31
Holman f	3-6	0-3	0-0	6	4	6	0	21
N. W'spoon g	4-8	1-3	1-2	4	2	10	0	22
Peters g	4-11	1-5	0-0	0	3	9	5	33
Q. W'spoon g	8-16	1-5	2-2	9	3	19	6	31
Wright	1-2	0-1	2-2	1	1	4	1	11
Stapleton	3-6	0-2	0-0	2	5	6	2	21
Feazell	0-0	0-0	0-0	0	0	0	0	3
Carter	2-11	2-10	1-1	1	2	7	2	21
Datcher	1-3	0-0	0-0	1	2	2	0	6
<b>TOTALS</b>	<b>26-67</b>	<b>5-29</b>	<b>8-10</b>	<b>31</b>	<b>23</b>	<b>65</b>	<b>16</b>	<b>200</b>

Kentucky Player	FG	3FG	FT	RB	PF	PT	A	Min
Richards f	0-1	0-0	0-0	1	0	0	0	11
Knox f	5-6	4-4	5-6	6	1	19	1	36
Washington f	6-10	0-2	10-14	6	2	22	2	31
Diallo g	3-8	0-2	0-1	7	2	6	2	27
Alexander g	6-15	0-3	4-4	4	1	16	6	35
Green	0-2	0-1	4-4	0	1	4	0	20
Killea - Jones	1-3	0-0	0-1	3	0	2	0	10
Vanderbilt	1-7	0-0	0-0	7	2	2	0	11
Gabriel	3-6	1-2	0-0	6	4	7	0	19
<b>TOTALS</b>	<b>25-58</b>	<b>5-14</b>	<b>23-30</b>	<b>41</b>	<b>13</b>	<b>78</b>	<b>11</b>	<b>200</b>

Halftime: MSU 36, UK 38. FG%: MSU 38.8%, UK 43.1%. 3FG%: MSU 17.2%, UK 35.7%. FT%: MSU 80.0%, UK 76.7%. Turnovers: MSU 11 (Five players with 2), UK 11 (Knox 4). Blocked Shots: 4 (Holman 3), UK 5 (Washington, Diallo 2). Steals: MSU 5 (Carter 2), UK 7 (Washington 3). Officials: Pat Adams, Karl Hess, Vladimir Voyard-Tadal. Attendance: 20,609.

## Game 21 — Jan. 27, 2018

Mississippi State	
Missouri	

Humphrey Coliseum • Starkville, MS

## Game 22 — Jan. 31, 2018

Mississippi State	
South Carolina	

Colonial Life Arena • Columbia, SC

**2017-18 Mississippi State Stats**  
**Mississippi State Combined Team Statistics (as of Jan 23, 2018)**  
**All games**

Overall record: 14-6 Conf: 2-5 Home: 13-1 Away: 0-5 Neutral: 1-0

#	Player	gp-gs	min	avg	Total		3-Point		F-Throw		Rebounds				pf	dq	a	to	blk	stl	pts	avg
					fg-fga	fg%	3fg-fga	3fg%	ft-fa	ft%	off	def	tot	avg								
11	Q Weatherspoon	20-20	601	30.1	107-212	.505	23-75	.307	57-75	.760	33	86	119	6.0	47	0	83	51	8	29	294	14.7
35	Aric Holman	20-19	444	22.2	87-142	.613	24-48	.500	38-55	.691	48	97	145	7.3	36	1	13	25	26	7	236	11.8
00	Nick Weatherspoon	20-20	562	28.1	72-166	.434	17-57	.298	45-66	.682	4	54	58	2.9	33	0	44	23	5	20	206	10.3
23	Tyson Carter	20-16	493	24.7	66-162	.407	30-102	.294	25-29	.862	6	37	43	2.2	16	0	33	24	1	14	187	9.4
01	Lamar Peters	17-4	400	23.5	51-154	.331	18-85	.212	17-29	.586	4	31	35	2.1	33	1	57	41	7	23	137	8.1
24	Abdul Ado	19-19	466	24.5	54-88	.614	0-0	.000	25-56	.446	49	83	132	6.9	48	1	7	44	39	21	133	7.0
03	Xavian Stapleton	15-1	275	18.3	35-93	.376	12-44	.273	14-18	.778	11	28	39	2.6	31	1	10	13	3	13	96	6.4
02	Eli Wright	17-0	303	17.8	25-73	.342	4-24	.167	9-15	.600	21	31	52	3.1	21	0	19	12	4	3	63	3.7
45	E.J. Datcher	18-1	183	10.2	21-34	.618	0-0	.000	17-20	.850	12	28	40	2.2	28	1	4	7	7	3	59	3.3
13	Nick Singleton	7-0	23	3.3	9-13	.692	4-7	.571	0-1	.000	2	3	5	0.7	0	0	1	2	0	0	22	3.1
22	KeyShawn Feazell	15-0	112	7.5	14-28	.500	1-5	.200	1-4	.250	7	20	27	1.8	9	0	1	8	2	2	30	2.0
15	T.J. Gray	3-0	9	3.0	1-3	.333	1-3	.333	0-0	.000	0	0	0	0.0	3	0	0	1	0	0	3	1.0
34	Schnider Herard	11-0	88	8.0	4-15	.267	0-0	.000	3-7	.429	11	12	23	2.1	12	0	0	11	8	0	11	1.0
12	Drew Davis	6-0	15	2.5	1-9	.111	0-4	.000	1-2	.500	0	2	2	0.3	1	0	2	2	0	0	3	0.5
10	Tate Clayton	3-0	8	2.7	0-0	.000	0-0	.000	0-0	.000	0	0	0	0.0	0	0	0	0	0	0	0	0.0
05	Mitchell Storm	7-0	19	2.7	0-4	.000	0-2	.000	0-0	.000	2	4	6	0.9	1	0	0	1	0	0	0	0.0
Team											24	32	56					7				
Total.....		20	4001		547-1196	.457	134-456	.294	252-377	.668	234	548	782	39.1	319	5	274	272	110	135	1480	74.0
Opponents.....		20	3999		472-1189	.397	148-462	.320	216-320	.675	223	479	702	35.1	333	-	229	284	56	111	1308	65.4

TEAM STATISTICS	MS	OPP	Date	Opponent	Score	Att.
SCORING	1480	1308	11-10-17	ALABAMA STATE	w 96-68	6811
Points per game	74.0	65.4	11-18-17	FLORIDA A&M	w 79-48	6132
Scoring margin	+8.6	-	11-20-17	GREEN BAY	w 77-68	6359
FIELD GOALS-ATT	547-1196	472-1189	11-22-17	STEPHEN F. AUSTIN	w 80-75	7687
Field goal pct	.457	.397	11-26-17	JACKSONVILLE STATE	w 59-56	6034
3 POINT FG-ATT	134-456	148-462	11-30-17	NORTH DAKOTA STATE	w 83-59	5831
3-point FG pct	.294	.320	12-03-17	DAYTON	w 61-59	7539
3-pt FG made per game	6.7	7.4	12-09-17	NORTH GEORGIA	w 95-62	6613
FREE THROWS-ATT	252-377	216-320	12-12-17	at Cincinnati	L 50-65	8128
Free throw pct	.668	.675	12-16-17	UT MARTIN	w 92-61	6709
F-Throws made per game	12.6	10.8	12-20-17	LITTLE ROCK	w 64-48	7156
REBOUNDS	782	702	12-23-17	vs Southern Miss	w 70-64	4028
Rebounds per game	39.1	35.1	12-30-17	NORTH FLORIDA	w 109-81	7764
Rebounding margin	+4.0	-	* 01-02-18	ARKANSAS	w 78-75	6324
ASSISTS	274	229	* 01-06-18	at Ole Miss	L 58-64	8664
Assists per game	13.7	11.5	* 01-10-18	at Florida	L 54-71	9917
TURNOVERS	272	284	* 01-13-18	AUBURN	L 68-76	8443
Turnovers per game	13.6	14.2	* 01-16-18	VANDERBILT	w 80-62	6633
Turnover margin	+0.6	-	* 01-20-18	at Alabama	L 62-68	15383
Assist/turnover ratio	1.0	0.8	* 01-23-18	at Kentucky	L 65-78	20609
STEALS	135	111	* - Conference game			
Steals per game	6.8	5.6				
BLOCKS	110	56				
Blocks per game	5.5	2.8				
ATTENDANCE	96035	66729				
Home games-Avg/Game	14-6860	5-12540				
Neutral site-Avg/Game	-	1-4028				

Score by Periods	1st	2nd	Totals
Mississippi State	697	783	1480
Opponents	597	711	1308

**2017-18 Mississippi State Stats**  
**Mississippi State Combined Team Statistics (as of Jan 23, 2018)**  
**Conference games only**

RECORD:	OVERALL	HOME	AWAY	NEUTRAL
ALL GAMES	2-5	2-1	0-4	0-0
CONFERENCE	2-5	2-1	0-4	0-0
NON-CONFERENCE	0-0	0-0	0-0	0-0

##	Player	gp-gs	min	avg	Total	3-Point		F-Throw		Rebounds					pf	dq	a	to	blk	stl	pts	avg
					fg-fga	fg%	3fg-fga	3fg%	ft-fta	ft%	off	def	tot	avg								
11	Q Weatherspoon	7-7	222	31.7	41-88	.466	10-32	.313	17-21	.810	17	24	41	5.9	19	0	23	23	2	9	109	15.6
00	Nick Weatherspoon	7-7	193	27.6	22-63	.349	3-21	.143	20-30	.667	1	17	18	2.6	15	0	13	5	2	4	67	9.6
35	Aric Holman	7-7	162	23.1	24-48	.500	6-18	.333	12-14	.857	10	40	50	7.1	18	1	5	9	9	1	66	9.4
01	Lamar Peters	7-1	176	25.1	25-66	.379	9-30	.300	6-11	.545	2	9	11	1.6	17	1	20	15	2	10	65	9.3
24	Abdul Ado	7-7	171	24.4	24-40	.600	0-0	.000	9-23	.391	20	29	49	7.0	21	0	2	8	11	5	57	8.1
03	Xavian Stapleton	5-0	110	22.0	9-32	.281	3-16	.188	10-14	.714	4	16	20	4.0	11	1	4	4	1	2	31	6.2
23	Tyson Carter	7-6	158	22.6	14-50	.280	7-33	.212	5-7	.714	2	12	14	2.0	8	0	7	4	1	4	40	5.7
02	Eli Wright	7-0	106	15.1	7-22	.318	1-4	.250	4-5	.800	6	11	17	2.4	8	0	7	5	1	2	19	2.7
45	E.J. Datcher	7-0	70	10.0	5-11	.455	0-0	.000	1-2	.500	7	6	13	1.9	9	0	1	1	3	3	11	1.6
22	KeyShawn Feazell	5-0	33	6.6	0-3	.000	0-1	.000	0-0	.000	2	3	5	1.0	1	0	0	2	0	0	0	0.0
Team											12	13	25						4			
Total.....		7	1401		171-423	.404	39-155	.252	84-127	.661	83	180	263	37.6	127	3	82	80	32	40	465	66.4
Opponents.....		7	1399		175-413	.424	45-137	.328	99-144	.688	78	189	267	38.1	115	-	89	74	29	39	494	70.6

TEAM STATISTICS	MS	OPP	Date	Opponent	Score	Att.
SCORING	465	494	* 01-02-18	ARKANSAS	W 78-75	6324
Points per game	66.4	70.6	* 01-06-18	at Ole Miss	L 58-64	8664
Scoring margin	-4.1	-	* 01-10-18	at Florida	L 54-71	9917
FIELD GOALS-ATT	171-423	175-413	* 01-13-18	AUBURN	L 68-76	8443
Field goal pct	.404	.424	* 01-16-18	VANDERBILT	W 80-62	6633
3 POINT FG-ATT	39-155	45-137	* 01-20-18	at Alabama	L 62-68	15383
3-point FG pct	.252	.328	* 01/23/18	at Kentucky	L 65-78	20609
3-pt FG made per game	5.6	6.4	* - Conference game			
FREE THROWS-ATT	84-127	99-144				
Free throw pct	.661	.688				
F-Throws made per game	12.0	14.1				
REBOUNDS	263	267				
Rebounds per game	37.6	38.1				
Rebounding margin	-0.6	-				
ASSISTS	82	89				
Assists per game	11.7	12.7				
TURNOVERS	80	74				
Turnovers per game	11.4	10.6				
Turnover margin	-0.9	-				
Assist/turnover ratio	1.0	1.2				
STEALS	40	39				
Steals per game	5.7	5.6				
BLOCKS	32	29				
Blocks per game	4.6	4.1				
ATTENDANCE	21400	54573				
Home games-Avg/Game	3-7133	4-13643				
Neutral site-Avg/Game	-	0-0				

Score by Periods	1st	2nd	Totals
Mississippi State	224	241	465
Opponents	217	277	494

**2017-18 Mississippi State Stats**  
**Mississippi State Game-by-Game Highs (as of Jan 23, 2018)**  
**All games**

Opponent	Date	Score	Points	Rebounds	Assists	Steals	Blocked shots
ALABAMA STATE	11-10-17	96-68	18-Aric Holman	11-Aric Holman	7-Lamar Peters	2-Xavian Stapleton Q Weatherspoon	2-Lamar Peters
FLORIDA A&M	11-18-17	79-48	12-Abdul Ado Nick Weatherspoon Lamar Peters Q Weatherspoon	7-Abdul Ado	5-Nick Weatherspoon Lamar Peters	4-Lamar Peters	6-Schnider Herard
GREEN BAY	11-20-17	77-68	18-Lamar Peters	11-Abdul Ado	4-Q Weatherspoon Nick Weatherspoon	3-Lamar Peters	3-E.J. Datcher
STEPHEN F. AUSTIN	11-22-17	80-75	25-Tyson Carter	7-Aric Holman Q Weatherspoon	6-Q Weatherspoon	2-Q Weatherspoon	5-Abdul Ado
JACKSONVILLE STATE	11-26-17	59-56	13-Q Weatherspoon	8-Abdul Ado	4-Q Weatherspoon	1-Tyson Carter Abdul Ado	3-Abdul Ado
NORTH DAKOTA STATE	11-30-17	83-59	35-Tyson Carter	9-Aric Holman	10-Q Weatherspoon	3-Xavian Stapleton	1-Xavian Stapleton
DAYTON	12-03-17	61-59	20-Tyson Carter	10-Q Weatherspoon	6-Q Weatherspoon	3-Nick Weatherspoon Tyson Carter Q Weatherspoon	2-Q Weatherspoon Aric Holman
NORTH GEORGIA	12-09-17	95-62	22-Q Weatherspoon	7-Lamar Peters	6-Lamar Peters	2-Nick Weatherspoon Q Weatherspoon	4-Abdul Ado
at Cincinnati	12-12-17	50-65	18-Aric Holman	10-Aric Holman	3-Q Weatherspoon	4-Abdul Ado	3-Abdul Ado
UT MARTIN	12-16-17	92-61	21-Aric Holman Q Weatherspoon	12-Aric Holman Abdul Ado	7-Q Weatherspoon Tyson Carter	4-Q Weatherspoon	3-Abdul Ado
LITTLE ROCK	12-20-17	64-48	21-Q Weatherspoon	13-Abdul Ado	4-Lamar Peters	2-Q Weatherspoon Lamar Peters Abdul Ado Xavian Stapleton	3-Abdul Ado
vs Southern Miss	12-23-17	70-64	12-Xavian Stapleton	6-Aric Holman	4-Q Weatherspoon	1-Nick Weatherspoon Abdul Ado Q Weatherspoon	1-Aric Holman Xavian Stapleton Lamar Peters Eli Wright
NORTH FLORIDA	12-30-17	109-81	23-Aric Holman	9-Abdul Ado	6-Q Weatherspoon	2-Xavian Stapleton	2-Abdul Ado
ARKANSAS	01-02-18	78-75	22-Q Weatherspoon Nick Weatherspoon	9-Abdul Ado	3-Lamar Peters	3-Q Weatherspoon	4-Abdul Ado
at Ole Miss	01-06-18	58-64	9-Aric Holman Nick Weatherspoon	9-Xavian Stapleton	3-Lamar Peters Q Weatherspoon Aric Holman	1-Xavian Stapleton E.J. Datcher Abdul Ado Lamar Peters	2-Aric Holman
at Florida	01-10-18	54-71	16-Q Weatherspoon	10-Abdul Ado	3-Q Weatherspoon Nick Weatherspoon	2-Q Weatherspoon	1-Eli Wright Abdul Ado
AUBURN	01-13-18	68-76	14-Q Weatherspoon	11-Abdul Ado	3-Nick Weatherspoon Q Weatherspoon	2-Abdul Ado	2-Aric Holman Abdul Ado
VANDERBILT	01-16-18	80-62	19-Q Weatherspoon	14-Aric Holman	5-Lamar Peters	3-Lamar Peters	2-Aric Holman
at Alabama	01-20-18	62-68	17-Lamar Peters	10-Aric Holman	2-Q Weatherspoon Lamar Peters	3-Lamar Peters	1-Abdul Ado
at Kentucky	01-23-18	65-78	19-Q Weatherspoon	9-Q Weatherspoon	6-Q Weatherspoon	2-Tyson Carter	3-Aric Holman




**2017-18 Mississippi State Stats**  
**Mississippi State Team Game-by-Game Comparison (as of Jan 23, 2018)**  
**All games**

Opponent	1st	2nd	Score	Mar	Total FG	FG Pct	3-Pointers	3FG Pct	Free Throws	FT Pct	Rebounds	Assist	T/Over	Block	Steal	Fouls
ALABAMA STATE	58/31	38/37	96-68	+28	31-64/25-67	.484/.373	7-20/7-26	.350/.269	27-35/11-22	.771/.500	47/41 +6	16/8	14/17	4/1	7/6	19/26
FLORIDA A&M	28/17	51/31	79-48	+31	33-62/18-64	.532/.281	7-24/5-19	.292/.263	6-9/7-12	.667/.583	37/42 (5)	19/6	17/24	13/2	9/4	11/11
GREEN BAY	40/32	37/36	77-68	+9	29-63/21-54	.460/.389	3-23/9-24	.130/.375	16-21/17-24	.762/.708	39/36 +3	13/12	14/19	6/0	6/5	19/19
STEPHEN F. AUSTIN	32/40	48/35	80-75	+5	24-43/25-67	.558/.373	6-18/9-27	.333/.333	26-35/16-18	.743/.889	35/31 +4	14/7	19/12	10/2	4/8	15/27
JACKSONVILLE STATE	25/29	34/27	59-56	+3	25-56/22-57	.446/.386	4-18/6-19	.222/.316	5-13/6-6	.385/1000	37/36 +1	9/10	12/10	5/2	2/3	11/13
NORTH DAKOTA STATE	29/24	54/35	83-59	+24	31-60/22-57	.517/.386	10-23/10-35	.435/.286	11-17/5-8	.647/.625	41/28 +13	15/13	12/14	1/0	8/3	13/14
DAYTON	35/20	26/39	61-59	+2	24-50/21-46	.480/.457	9-28/8-25	.321/.320	4-7/9-16	.571/.563	27/30 (3)	12/8	24/26	5/2	13/14	18/13
NORTH GEORGIA	53/26	42/36	95-62	+33	37-74/27-71	.500/.380	13-30/8-27	.433/.296	8-8/0-5	1000/.000	44/39 +5	14/11	10/16	9/3	8/5	10/8
Cincinnati	25/35	25/30	50-65	(15)	19-63/22-54	.302/.407	6-21/7-20	.286/.350	6-8/14-16	.750/.875	38/37 +1	9/18	16/14	4/11	9/5	16/11
UT MARTIN	39/33	53/28	92-61	+31	34-67/24-65	.507/.369	11-33/9-28	.333/.321	13-21/4-6	.619/.667	53/29 +24	21/13	12/14	5/0	8/4	10/21
LITTLE ROCK	26/23	38/25	64-48	+16	22-56/20-54	.393/.370	5-25/4-20	.200/.200	15-27/4-10	.556/.400	40/35 +5	11/7	12/21	7/0	11/5	15/21
Southern Miss	36/27	34/37	70-64	+6	23-44/23-57	.523/.404	7-20/9-26	.350/.346	17-29/9-14	.586/.643	35/30 +5	15/15	16/9	4/1	3/6	14/21
NORTH FLORIDA	47/43	62/38	109-81	+28	44-71/27-63	.620/.429	7-18/12-29	.389/.414	14-20/15-19	.700/.789	46/21 +25	24/12	14/14	5/3	7/4	21/13
ARKANSAS	32/28	46/47	78-75	+3	25-59/32-62	.424/.516	4-21/6-15	.190/.400	24-40/5-12	.600/.417	39/39 -	9/17	7/13	8/3	8/3	11/26
Ole Miss	34/28	24/36	58-64	(6)	22-63/21-62	.349/.339	5-23/7-28	.217/.250	9-17/15-22	.529/.682	45/41 +4	13/10	14/7	4/5	4/6	21/14
Florida	28/33	26/38	54-71	(17)	22-55/25-58	.400/.431	5-16/9-23	.313/.391	5-7/12-16	.714/.750	31/38 (7)	9/13	16/15	2/4	5/7	17/11
AUBURN	35/24	33/52	68-76	(8)	24-59/21-60	.407/.350	5-23/9-21	.217/.429	15-22/25-32	.682/.781	42/39 +3	10/8	12/7	8/3	3/7	24/19
VANDERBILT	37/25	43/37	80-62	+18	31-64/26-53	.484/.491	8-20/4-20	.400/.200	10-15/6-9	.667/.667	37/29 +8	20/14	4/10	5/3	8/2	11/15
Alabama	22/41	40/27	62-68	(6)	21-56/25-60	.375/.417	7-23/5-16	.304/.313	13-16/13-23	.813/.565	38/40 (2)	5/16	16/11	1/6	7/7	20/17
Kentucky	36/38	29/40	65-78	(13)	26-67/25-58	.388/.431	5-29/5-14	.172/.357	8-10/23-30	.800/.767	31/41 (10)	16/11	11/11	4/5	5/7	23/13

Note: Game totals are displayed in the format TEAM/OPPONENT for each category

## 2017-18 MISSISSIPPI STATE PLAYER BREAKDOWN

0		<b>Nick Weatherspoon</b> Fr   G   6-2   195   Canton, MS	<b>MIN</b> 28.1	<b>PTS</b> 10.3	<b>RBS</b> 2.9	<b>AST</b> 2.2	<b>FG%</b> .434	<b>3FG%</b> .298	<b>FT%</b> .682	<b>Notes:</b> Made collegiate debut against Alabama State and has started all 17 games. Scored in double-digits 12 times, with career-best 22 coming against Arkansas. 9 points at Ole Miss. 7 points, 3 assists at Florida. 10 points, 3 assists vs. Auburn. 2 points, 4 assists vs. Vanderbilt. 7 points at Alabama. 10 points, 4 rebounds at Kentucky.
1		<b>Lamar Peters</b> So   G   6-0   185   New Orleans, LA	<b>MIN</b> 23.5	<b>PTS</b> 8.1	<b>RBS</b> 2.1	<b>AST</b> 3.4	<b>FG%</b> .331	<b>3FG%</b> .212	<b>FT%</b> .586	<b>Notes:</b> Appeared in 10 non-conference games. Suspended three games for violation of team rules. Started four games. Season-high 18 points against Green Bay. Scored in double-digits four times. 9 points, 3 assists vs. Arkansas. 7 points, 3 assists, 1 steal, 1 block at Ole Miss. 3 points at Florida. 10 points vs. Auburn. 10 points, 5 assists vs. Vanderbilt. SEC high 17 points at Alabama. 9 points, 5 assists at Kentucky. 9th in SEC in steals.
2		<b>Eli Wright</b> So   G   6-4   190   Owensboro, KY	<b>MIN</b> 17.8	<b>PTS</b> 3.7	<b>RBS</b> 3.1	<b>AST</b> 1.1	<b>FG%</b> .342	<b>3FG%</b> .167	<b>FT%</b> .600	<b>Notes:</b> Appeared in 10 non-conference games and was suspended for three. Season-high 12 points against Alabama State. Career-high 4 assists vs. North Florida. 0-4 shooting vs. Arkansas. Career-high 8 rebounds at Ole Miss. 5 points, 4 rebounds at Florida. 1 rebound vs. Auburn. 5 points, 2 assists vs. Vanderbilt. Did not score at Alabama. 4 points at Kentucky.
3		<b>Xavian Stapleton</b> Jr   G   6-6   210   Flora, MS	<b>MIN</b> 18.3	<b>PTS</b> 6.4	<b>RBS</b> 2.6	<b>STL</b> 0.9	<b>FG%</b> .376	<b>3FG%</b> .273	<b>FT%</b> .778	<b>Notes:</b> Appeared in 10 non-conference games and missed three due to a left knee sprain suffered in opener against Alabama State. Career-high 16 points vs. North Florida. Had 12 points vs. Southern Miss, including back-to-back 3s to turn a 54-50 deficit into a 56-64 lead, one MSU never relinquished. 6 points and season-high 4 rebounds vs. Arkansas. 7 points, 9 rebounds at Ole Miss. 8 points vs. Vanderbilt. Suspended for Florida game. 4 points, 5 rebounds. Suspended for Alabama game. 6 points at Kentucky.
11		<b>Quinndary Weatherspoon</b> Jr   G   6-4   205   Canton, MS	<b>MIN</b> 30.1	<b>PTS</b> 14.7	<b>RBS</b> 6.0	<b>AST</b> 4.2	<b>FG%</b> .505	<b>3FG%</b> .307	<b>FT%</b> .760	<b>Notes:</b> Started all 19 games and has scored in double-digits 15 times. Has totaled 20-plus points five times (all wins), with season-high 22 coming against North Georgia and Arkansas. Game-winning shots against Dayton and Jacksonville St. Against Little Rock, scored 21 points to reach 1,000 for a career. 7 points, 3 assists at Ole Miss. 16 points, 3 assists and 2 steals at Florida. 14 points, 3 assists vs. Auburn. 19 points, 4 assists vs. Vanderbilt. 12 point, 9 rebounds at Alabama. 19 points, 9 rebounds, 6 assists at Kentucky. 14th in SEC in scoring, T4th in SEC in steals, 7th in assists, 4th in FG% and 19th in rebounds.
22		<b>KeyShawn Feazell</b> Fr   F   6-8   230   New Hebron, MS	<b>MIN</b> 7.5	<b>PTS</b> 2.0	<b>RBS</b> 1.8	<b>STL</b> 0.1	<b>FG%</b> .500	<b>3FG%</b> .200	<b>FT%</b> .250	<b>Notes:</b> Appeared in 10 non-conference games. Scored 2 points and grabbed 5 rebounds in collegiate debut against Florida A&M. Season-high 11 points against North Georgia. DNP vs. Arkansas, while playing 1 at Ole Miss. 4 rebounds at Florida.
23		<b>Tyson Carter</b> So   G   6-4   165   Starkville, MS	<b>MIN</b> 24.7	<b>PTS</b> 9.4	<b>RBS</b> 2.2	<b>AST</b> 1.7	<b>FG%</b> .407	<b>3FG%</b> .294	<b>FT%</b> .862	<b>Notes:</b> Appeared in all 13 non-conference games. Started 16 games. Scored in double-digits six times. Named SEC POW after a career-high 35 points against North Dakota State and 20 versus Dayton. Had 25 points against Stephen F. Austin. 7 points, 4 rebounds vs. Arkansas. 5 points at Ole Miss. 2 points at Florida. 7 points, 3 rebounds vs. Auburn. 9 points vs. Vanderbilt. 3 points at Alabama. 7 points, 2 assists, 2 steals at Kentucky.
24		<b>Abdul Ado</b> Fr   F   6-11   250   Lagos, Nigeria	<b>MIN</b> 24.5	<b>PTS</b> 7.0	<b>RBS</b> 6.9	<b>BLK</b> 2.1	<b>FG%</b> .614	<b>3FG%</b> ---	<b>FT%</b> .446	<b>Notes:</b> Missed season opener with a quad injury. In debut, had 12 points, 7 rebounds and 3 blocked shots vs. Florida A&M. Scored in double-digits twice and had first double-double against Green Bay with 12 points and 11 rebounds. After having 12 rebounds against UT Martin, had 13 vs. Little Rock. 8 points, 9 rebounds, 4 blocks vs. Arkansas. 5 points, 4 rebounds at Ole Miss. 12 points, 10 rebounds at Florida. 10 points, 11 rebounds for third-double vs. Auburn. 9 points vs. Vanderbilt. 11 points, 4 rebounds at Alabama. 2 points at Kentucky. 5th in SEC in blocks and T8th in rebounds.
35		<b>Aric Holman</b> Jr   F   6-10   225   Owensboro, KY	<b>MIN</b> 22.2	<b>PTS</b> 11.8	<b>RBS</b> 7.3	<b>BLK</b> 1.3	<b>FG%</b> .613	<b>3FG%</b> .500	<b>FT%</b> .691	<b>Notes:</b> Started 18 games. Has posted five double-doubles (seven for career) — Alabama State, Cincinnati, UT Martin Vanderbilt and Alabama. Career-high 23 points vs. North Florida. Scored in double-digits 14 times. 11 points, 6 rebounds vs. Auburn. 18 points, 14 rebounds vs. Vanderbilt. 11 points, 10 rebounds at Alabama. 6 points, 6 rebounds at Kentucky. Now 8th at MSU with 104 blocks. 6th in SEC with 7.3 rebounds.
45		<b>E.J. Datcher</b> So   C   6-10   240   Harpersville, AL	<b>MIN</b> 10.2	<b>PTS</b> 3.3	<b>RBS</b> 2.2	<b>BLK</b> 0.4	<b>FG%</b> .618	<b>3FG%</b> ---	<b>FT%</b> .850	<b>Notes:</b> Appeared in 11 non-conference games and drew one start. Missed two games with a foot injury. Career-high 11 points against Alabama State and was 9-9 at the foul line. At one stretch, made 12-straight free throws. 1 rebound, 1 block vs. Arkansas. 4 points, 2 rebounds at Ole Miss. 2 points, 2 rebounds at Florida. 2 points vs. Auburn. Had an SEC-high 5 rebounds at Alabama. 2 points at Kentucky.