

MISSISSIPPI STATE 2008-09 MEN'S BASKETBALL

Game #21: Mississippi State (14-6, 4-1) vs. Ole Miss (11-9, 2-4)

Saturday, January 31, 2009 • Noon • Starkville, MS

Humphrey Coliseum (10,500) • TV: Raycom

TV Talent: Dave Baker, Joe Dean

XM Radio: Channel 199

Mississippi State Athletic Media Relations • PO Box 5308 • MSU, MS 39762
Men's Basketball SID: Gregg Ellis (662.325.3595 gellis@athletics.msstate.edu)



2008-09 MSU RESULTS (14-6)

DATE	OPPONENT (TV)	SCORE/TIME
Nov. 15	CENTENARY	W 77-55
Nov. 17	UL MONROE	W 78-49
Nov. 19	*NORTH ALABAMA	W 102-61
Nov. 22	#FAIRLEIGH DICKINSON	W 84-58
Nov. 25	at St. Bonaventure	W 76-71
Nov. 28	*Washington State (HDNet)	L 63-52
Nov. 29	*Texas Tech (HDNet)	L 77-73
Dec. 6	ALABAMA STATE	W 76-67
Dec. 10	CHARLOTTE	L 70-64
Dec. 13	SOUTH ALABAMA	W 79-60
Dec. 18	!Cincinnati (ESPN2)	L 75-63
Dec. 22	*Nicholls State	W 74-68
Dec. 30	SAN DIEGO (FSN)	L 64-61 ot
Jan. 3	HOUSTON (CSS)	W 82-65
Jan. 5	WESTERN KENTUCKY (CSS)	W 95-67
Jan. 10	at Arkansas (FSN)	W 70-56
Jan. 14	ALABAMA	W 83-74
Jan. 17	VANDERBILT (FSN)	W 73-66
Jan. 21	at LSU	L 81-57
Jan. 24	at Georgia (ESPN2)	W 67-61
Jan. 31	OLE MISS (Raycom)	Noon
Feb. 3	at Kentucky	6 p.m.
Feb. 7	ARKANSAS (Raycom)	2 p.m.
Feb. 11	LSU	7 p.m.
Feb. 14	at Auburn (FSN)	4 p.m.
Feb. 18	SOUTH CAROLINA	7 p.m.
Feb. 21	at Alabama	3 p.m.
Feb. 25	at Tennessee (Raycom)	8 p.m.
Feb. 28	AUBURN	5 p.m.
Mar. 4	FLORIDA	8 p.m.
Mar. 7	at Ole Miss	TBA
M. 12-15	+at SEC Tournament (Raycom/CBS)	TBA

- Legends Classic, regional rounds (Starkville, Miss.)

^ - Legends Classic, championship rounds (Newark, N.J.)

! - SEC/Big East Challenge (Cincinnati, Ohio)

* - at Jackson (Mississippi Coliseum)

+ - at Tampa, Fla. (St. Pete Times Forum)

MSU-Ole Miss Game Facts

MISSISSIPPI STATE BULLDOGS

Coach: Rick Stansbury
Alma Mater: (Campbellsville, 1982)
MSU Record: 222-121 (11th year)
Career Record: 222-121 (11th year)

OLE MISS REBELS

Coach: Andy Kennedy
Alma Mater: (UAB)
School Record: 56-33 (3rd year)
Career Record: 77-46 (4th year)

SERIES INFORMATION

Series Record: MSU leads, 133-104
Last Year: MSU won 88-68 @ Starkville;
UM won 74-63 @ Oxford

PROBABLE STARTERS & TOP SUBSTITUTES

MISSISSIPPI STATE BULLDOGS (14-6, 4-1)

Pos.	No.	Name	Ht.	Wt.	Cl.	Hometown	PPG	RPG	APG	SPG	BPG
C	32	Jarvis Varnado	6-9	210	Jr.	Brownsville, TN	13.0	9.3	0.8	0.7	4.9
G	25	Phil Turner	6-3	170	So.	Grenada, MS	7.7	3.5	1.4	1.2	0.4
G	3	Dee Bost	6-2	170	Fr.	Concord, NC	9.7	3.2	4.5	1.4	0.0
G	22	Barry Stewart	6-3	170	Jr.	Shelbyville, TN	10.6	3.3	1.7	1.3	0.4
G	2	Ravern Johnson	6-7	175	So.	Lyon, MS	12.5	3.6	1.4	0.5	0.5
F	5	Romero Osby	6-8	230	Fr.	Meridian, MS	6.3	3.6	0.5	0.3	0.4
G	4	Twany Beckham	6-5	190	Fr.	Louisville, KY	2.2	1.5	1.5	0.5	0.1

OLE MISS REBELS (11-9, 2-4)

Pos.	No.	Name	Ht.	Wt.	Cl.	Hometown	PPG	RPG	APG	SPG	BPG
F	31	Murphy Holloway	6-7	225	Fr.	Irmo, S.C.	8.4	5.9	0.9	1.4	0.3
F	52	DeAundre Cranston	6-9	251	Jr.	Orlando, FL	3.1	4.4	0.7	0.4	0.5
G	24	Terrico White	6-5	211	Fr.	Memphis, TN	9.9	3.2	2.2	0.9	0.0
G	32	Zach Graham	6-6	225	So.	Suwanee GA	7.4	3.1	1.0	0.5	0.3
F	33	David Huertas	6-5	200	Jr.	Humacao, Puerto Rico	19.6	4.9	2.5	1.0	0.3
F	21	Malcolm White	6-9	217	So.	Baton Rouge, LA	6.4	5.0	0.2	0.3	1.4
F	1	Terrance Henry	6-9	192	Fr.	Monroe, LA	4.6	3.8	1.0	0.2	0.5

Officials: Mike Nance, Mike Stuart, Mark Whitehead

BULLDOGS FACE RIVAL REBELS WITH DIVISION LEAD ON THE LINE

Mississippi State returns to the court for the first time in a week at noon on Saturday against in-state rival Ole Miss in a game televised by Raycom. The Bulldogs, who were off on Wednesday, haven't played since Jan. 24 when they disposed of Georgia in Athens, 67-61. The Rebels are coming off a stunning 85-80 upset of No. 24 Kentucky on Tuesday in Oxford. Saturday marks the 238th meeting between the long-time rivals, the most of any team for MSU. The oldest series for the Bulldogs is LSU, which dates to 1909.

STEWART HONORED BY THE SEC FOR COMMUNITY SERVICE

Junior guard Barry Stewart is being featured as the SEC Community Service Team Player of the Week this week on all Raycom Sports telecasts. The 6-foot-3 guard was selected based on his continued commitment to reading to kids in the Starkville-area schools and libraries. He's also assisted in various food drives during his time at MSU. This is the 11th year Raycom and the SEC have team together to recognized student-athletes for their accomplishments in the community and classroom.

STANSBURY AND STAFF TO PARTICIPATE IN CANCER AWARENESS PROJECT

Mississippi State coach Rick Stansbury and his assistants will be wearing sneakers instead of dress shoes on Saturday in honor of the Coaches vs. Cancer "Suits and Sneakers Awareness Weekend" to demonstrate their support for the American Cancer Society and the fight against cancer. This is a cause the MSU staff has proudly supported over the years.

TV? NO PROBLEM. LATELY, THAT IS

Including last year's loss to Memphis on CBS in the second round of the NCAA Tournament, MState had lost five-straight televised games entering its showdown with Houston on CSS. Against the Cougars, though, the infamous streak was snapped with an 82-65 win. Starting with that game, MSU has now reeled off five-straight victories on TV, including last Saturday's 67-61 win at Georgia on ESPN2.

DOMINANCE AGAINST THE REBELS AT HUMPHREY COLISEUM

While Mississippi State leads the overall series against Ole Miss 133-104, it's dominance against the Rebels at home is what stands out - 88-23. But in the last 25 years, it's really been overwhelming. During that span, the Bulldogs have won 23 of the contests, including the last 10. Ole Miss last won here in 1998 (82-78). Before that, the Rebels' last victory was in 1993 (56-53). Of MSU's 24 wins, they have come by an average of 10.4 points. Overall, Mississippi State has won 11 of the last 15. However, the two have split their games the last three seasons.

Statistical Comparison MSU vs. Ole Miss

2008-09 Stats	MSU	UM
2008-09 Record	14-6	11-9
Conference Record	4-1	2-4
Scoring	74.3	73.2
Scoring Defense	65.4	72.6
Scoring Margin	+8.9	+0.6
Field Goal Pct	45.9	43.2
Opp. Field Goal Pct.	37.9	44.0
3-Point FG Percentage	37.4	34.6
Opp. 3-Point FG Pct.	32.5	33.2
Free Throw Percentage	69.7	74.9
Opp. Free Throw Pct.	62.6	65.3
Rebounding Average	38.0	36.2
Opp. Rebounding Ave.	38.5	36.6
Rebound Margin	-0.5	-0.3
Turnovers	15.1	12.9
Turnover Margin	-0.9	+0.0
Assists	13.0	12.2
Steals	7.3	6.3
Blocked Shots	8.1	3.4

Statistical Leaders MSU vs. Ole Miss

Scoring			
MSU	PPG	UM	PPG
Varnado	13.0	Huertas	19.6
R. Johnson	12.5	T. White	9.9

Rebounding			
MSU	RPG	UM	RPG
Varnado	9.3	Holloway	5.9
R. Johnson	3.6	M. White	5.0

Assists			
MSU	APG	UM	APG
Bost	4.5	Huertas	2.5
Stewart	1.7	T. White	2.2

Blocks			
MSU	BPG	UM	BPG
Varnado	4.9	M. White	1.4
Bailey	1.2	Henry/Cranston	0.5

Steals			
MSU	SPG	UM	SPG
Bost	1.4	Holloway	1.4
Stewart	1.3	Huertas	1.0

Field Goal Percentage (90 minimum)			
MSU	FG%	UM	FG%
Varnado	62.2	Holloway	57.1
Turner	51.5	M. White	45.0

3-Point FG Percentage (40 minimum)			
MSU	3FG%	UM	3FG%
R. Johnson	48.0	Huertas	38.2
Turner	39.6	T. White	33.8

Free Throw Percentage (26 minimum)			
MSU	FT%	UM	FT%
R. Johnson	84.6	Graham	87.5
Osby	79.5	Huertas	80.8

THE LAST 10 VERSUS OLE MISS (7-3)

When	Where	Result	When	Where	Result
1/7/04	Oxford	W, 61-54	2/18/06	Starkville	W, 84-55
2/7/04	Starkville	W, 80-56	1/10/07	Starkville	W, 87-76
1/8/05	Oxford	W, 87-76	1/30/07	Oxford	L, 73-85
2/26/05	Starkville	W, 71-68	1/26/08	Starkville	W, 88-68
1/14/06	Oxford	L, 75-65	2/20/08	Oxford	L, 74-63

MSU ENJOYED MORE NON-CONFERENCE SUCCESS

Including last year's 11-7 ledger against non-conference foes, coupled with this year's 10-5 mark, Mississippi State has compiled a dominant 121-38 (.761) record against non-conference opponents during the **Rick Stansbury** era (since 1998-99), including a 113-30 (.790) regular-season mark versus non-league foes.

JANUARY AND HOME DOMINANCE UNDER STANSBURY

Including last year's 6-1 January record, the Bulldogs are 45-38 (.542) in the month of January since **Rick Stansbury** was named head coach.

Dating back to the 1988-89 season when Richard Williams was overseeing the program, Mississippi State owns a composite ledger of 88-78 (.530) in January.

At home, MSU has put together a 132-30 (.815) mark at Humphrey Coliseum under Stansbury's guidance, including a 62-20 (.756) SEC record and 70-10 (.875) ledger at home against non-conference foes.

The Bulldogs, who are 10-2 this year, had their nine-game winning streak at the Hump snapped back in December against Charlotte but have still won 18 out of the last 21. Prior to the setback against the 49ers, MSU's last loss on its home floor came on Feb. 2, 2008, against Tennessee (76-71), which entered the game 18-2 and ranked No. 7.

JANUARY AND MSU'S ROAD RECORD UNDER STANSBURY

Last year in January, the Bulldogs' posted a 1-1 record on the road, defeating LSU and losing at Arkansas. In the last 11 years, Rick Stansbury coached teams have compiled an 16-28 ledger in January on the road, including last Saturday's win at Georgia.

MISSISSIPPI STATE'S RECORD WHEN . . .

During the **Rick Stansbury** era of Mississippi State hoops, the Bulldogs are: 178-25 when leading at halftime (13-0 this year); 157-31 when shooting 45 percent or better from the field (11-1); 182-57 when the opposition shoots less than 45 percent from the field (12-5); 179-67 when out-rebounding or tying the opponent (6-1); and 136-25 when holding the opponent to 65 points or less (8-2).

NOW THAT HAS A FAMILIAR RING

Last year, the Bulldogs led the Southeastern Conference in scoring defense (65.5), field goal percentage defense (.370), rebounding offense (40.7) and blocked shots (7.85).

Compared to their 20 games this season, the statistical numbers are quite similar. So far, MSU is yielding just 65.4 points on just 37.9 percent shooting from the floor and grabbing 38.0 rebounds to go along with its 162 blocked shots. Jarvis Varnado, who led the nation a year ago with a school-record 157 blocks, has 97.

LEADING THE NATION IN BLOCKED SHOTS AFTER FINISHING SECOND A YEAR AGO

After finishing second last year in the nation in blocked shots per game (7.9) behind Connecticut, Mississippi State leads the country with an 8.1 clip. Kentucky is second at 7.5.

Junior forward Jarvis Varnado is tops individually with a 4.9 clip, followed by Tony Gaffney of Massachusetts (4.6).

Varnado is the only SEC player ranked in the Top 30. However, Kentucky's Perry Stevenson is 31st at 2.3.

KEY NUMBERS TO WATCH

- 1 – Sophomore G Ravern Johnson is one 3-pointer shy of 50 for the year.
- 5 – Junior F Jarvis Varnado needs just five more rebounds to give him 600 for his career.
- 7 – Freshman G Dee Bost needs just seven more points for 200 on the season.

SEC Team Rankings

Category	Rank
Scoring	7
Scoring Defense	7
Scoring Margin	6
Field Goal Pct.	5
Opp. Field Goal Pct.	2
3-point FG Pct	3
Opp. 3-point FG Pct.	6
3-point FG Made	T2
Free Throw Pct.	5
Rebounding Average	7
Opp. Rebounding Avg.	12
Offensive Rebounds	12
Rebound Margin	12
Turnovers	10
Turnover Margin	9
Assists	8
Blocked Shots	1
Steals	8
Assist/Turnover ratio	9

SEC Individual Rankings

Category	Rank
Scoring	Varnado (17)
	R. Johnson (22)
Rebs.	Varnado (T2)
Off. Rebounds	Varnado (8)
Def. Rebounds	Varnado (3)
Assists	Bost (3)
Blocked Shots.	Varnado (1)
	Bailey (T11)
FG pct.	Varnado (2)
3-Pointers Made.	Johnson (5)
Asst./TO Ratio	Bost (7)

SEC Individual Highs for MSU

Category	Rank
3-pt Percentage	R. Johnson (.857, 6-of-7 vs. W. Kentucky)
Blocks	Varnado (9 vs. Louisiana-Monroe)

DUNKS

After setting a school record with 144 dunks last year, MSU has 58 this year. On Dec. 6 against South Alabama, the Bulldogs had a season-high eight, including seven from Jarvis Varnado.

BULLDOG BITES

LOSING THE REBOUNDING BATTLE

■ Since Mississippi State went to a four-guard lineup 11 games ago against South Alabama, it's been out-rebounded nine times, including the last five. Of those nine games, the Bulldogs are 6-3. MSU is currently seventh in the league in rebounding with a 38.0 clip, but is 12 in rebounding margin at minus-0.5.

VARNADO'S BLOCK PARTY

■ Does junior forward Jarvis Varnado have a shot at the NCAA blocked shots record owned by Wojciech Mydra (535) of Louisiana-Monroe set from 1998-2002? Yes he does. Varnado has 321 for his career, which means he's 214 shy of tying the mark. To reach 535, he needs to average 5.1 blocks an outing based on the notion he'll see action in 42 more games (a minimum of 11 this year and 31 next season).

AS THE MEN DO, SO DO THE WOMEN

■ Not only does the Mississippi State men lead both the SEC and the nation in blocked shots (8.1) per outing, so do the Lady Bulldogs (7.4). While Jarvis Varnado is tops with 97, first-year Lady Bulldog standout Chanel Mokango is third with 73. Currently, Mississippi State is the only BCS school where both the men and the women lead their conference in blocked shots.

MAKING THE 3s OFF THE COURT

■ This past semester, MSU not only excelled on the court, they put up impressive numbers in the classroom, too. The 16 players on the roster posted an overall GPA of 2.68, the second-highest average in two years. Seven players finished with a GPA of 3.0 or better, while two had a 4.0.

STEWART CLOSING IN ON 1,000

■ Currently, there are 29 members of Mississippi State's elite 1,000-point club. However, junior guard Barry Stewart is knocking on the door to become the 30th player to gain entrance. With 944 career points, he needs just 56 more to reach 1,000 for his career. If he maintains his current pace of 10.6 points an outing, he'll reach 1,000 in six more games.

OT, BABY!

■ MSU played in its only overtime game of the season back in December against San Diego, losing 64-61. Last year, the Bulldogs were 2-1 in OT affairs, beating South Carolina and Alabama and losing to Vanderbilt. The win against Alabama came in the SEC Tournament in Atlanta, which was interrupted due to a tornado that struck the Georgia Dome.

DID YOU KNOW . . .

■ The Southeastern Conference individual statistics are dominated by underclassmen. Only six of the Top 30 scorers, six of the Top 30 rebounders and three of the Top 15 assist-men are seniors. For MSU, junior forward Jarvis Varnado is 17th in scoring and second in rebounding, while freshman Dee Bost is third in assists.

TRACKING MSU PLAYERS & COACHES IN THE RECORD BOOKS

Blocked Shots

Career Leaders

1. Jarvis Varnado.....	321
2. Erick Dampier.....	249
3. Tyrone Washington.....	198
4. Kalpatrick Wells.....	183
5. Rickey Brown.....	163
6. Charles Rhodes.....	110
7. Wiley Peck.....	117
8. Derrick Zimmerman.....	89
9. Marcus Campbell.....	87
10. Marcus Grant.....	72

Coaching Leaders

Overall Games Coached

1. Richard Williams.....	354
2. Rick Stansbury.....	343
3. Babe McCarthy.....	254
4. Kermit Davis.....	182
5. E.C. Hayes.....	178
6. Paul Gregory.....	158
7. Bob Boyd.....	142
8. Stanfield Hitt.....	137
9. Joe Dan Gold.....	125
10. R. G. Dauber.....	90

Coaching Leaders

SEC Coaching Wins

1. Rick Stansbury.....	91-74
2. Richard Williams.....	89-113
3. Babe McCarthy.....	88-54
4. Kermit Davis.....	44-82
5. Stanfield Hitt.....	41-55
6. Paul Gregory.....	33-83
7. Joe Dan Gold.....	32-56
8. Bob Boyd.....	29-61
9. Franik Carideo.....	27-31
10. Jim Hatfield.....	21-33

MSU KNOWS HOW TO WIN GAMES AT 'THE HUMP'

Over the course of the last decade, Mississippi State's Humphrey Coliseum has become a difficult venue for opposing teams. Since the 2006-07 season, the Bulldogs have posted a 36-8 mark for an .818 winning percentage. With a 10-2 mark this year, the Bulldogs have reached twin-digit home wins during each of coach Rick Stansbury's 11 seasons at the MSU helm.

Mississippi State is now 132-30 (.815) overall at Humphrey Coliseum under Stansbury's direction, including a 62-20 (.756) SEC mark and a 70-10 (.875) record against non-conference opponents.

The Bulldogs have compiled a 32-season composite record of 338-128 (.725) at "The Hump" since Mississippi State's basketball facility opened prior to the 1975-76 campaign.

TRACKING THE BULLDOGS' HOME SUCCESS UNDER RICK STANSBURY'S GUIDANCE

Season	Overall		SEC		Non-SEC	
	Record	Win %	Record	Win %	Record	Win %
1998-99	12-2	.857	6-2	.750	6-0	1.000
1999-00	10-4	.714	4-4	.500	6-0	1.000
2000-01	13-4	.765	6-2	.750	7-2	.778
2001-02	13-1	.929	7-1	.875	6-0	1.000
2002-03	12-2	.857	7-1	.875	5-1	.833
2003-04	12-2	.857	6-2	.750	6-0	1.000
2004-05	11-2	.846	6-2	.750	5-0	1.000
2005-06	11-5	.688	5-3	.625	6-2	.750
2006-07	16-3	.842	6-2	.750	10-1	.909
2007-08	12-3	.800	7-1	.875	5-2	.714
2008-09	10-2	.778	2-0	.000	6-2	.750
11-YEAR TOTALS	132-30	.815	62-20	.756	70-10	.875

RICK STANSBURY'S CAREER RECORD AS HEAD BASKETBALL COACH AT MSU

Season	Overall	SEC/Finish	Postseason	SEC Highlights
1998-99	20-13	8-8/t-3rd (W)	NIT (1st Rnd)	Semis of SEC Tournament
1999-00	14-16	5-11/t-5th (W)		
2000-01	18-13	7-9/t-4th (W)	NIT (Quarters)	
2001-02	27-8	10-6/2nd (W)	NCAA (2nd Rnd)	2nd in SEC West; Won SEC trny title
2002-03	21-10	9-7/1st (W)	NCAA (1st Rnd)	1st in SEC West; Finals of SEC trny
2003-04	26-4	14-2/1st	NCAA (2nd Rnd)	1st in SEC; 1st in SEC West
2004-05	23-11	9-7/3rd (W)	NCAA (2nd Rnd)	4th straight winning season in SEC play
2005-06	15-15	5-11/4th (W)		
2006-07	21-14	8-8/t-1st (W)	NIT (Semifinals)	T-1st in SEC West; Semis of SEC trny
2007-08	23-11	12-4/1st (W)	NCAA (2nd Rnd)	Semis of SEC Tournament
2008-09	14-6	4-1		
11-year totals	222-121	91-74 (.552)	5 NCAA; 3 NIT; 1 SEC title; 4 West titles; 1 SEC trny title	

STANSBURY'S NUMBERS IN THE SOUTHEASTERN CONFERENCE

Winningest SEC Coaches

1. Adolph Rupp, UK.....	875
2. Dale Brown, LSU.....	448
T3. C.M. Newton, Bama/Vandy.....	340
T3. Harry Rabenhorst, LSU.....	340
5. Tubby Smith, UG/UK.....	308
8. Billy Donovan, UF.....	302
17. Rick Stansbury, MSU.....	222
20. Mark Gottfried, Bama.....	212
26. Kevin Stallings, Vandy.....	182
T29. Babe McCarthy, MSU.....	169
T29. Emmett Lowery, UT.....	160
31. Bonnie Graham, UM.....	144

SEC Games By Percentage

1. Adolph Rupp, UK (397-75).....	.841
2. Rick Pitino, UK (104-26).....	.800
3. Joe B. Hall, UK (172-62).....	.735
4. Tubby Smith, UG/UK (139-53).....	.725
5. John Mauer, UT (60-23).....	.723
6. Ray Mears, UT (182-76).....	.705
7. Hank Crisp, Bama (112-61).....	.647
8. Roy Skinner, Vandy (171-97).....	.638
9. Joel Eaves, Auburn (124-75).....	.623
10. Billy Donovan, UF (122-74).....	.622
17. Rick Stansbury, MSU (91-74).....	.552
18. Dale Brown, LSU (238-200).....	.543

SEC Divisional Championships

1. Tubby Smith, UK.....	7
T2. Rick Stansbury, MSU.....	4
T2. Billy Donovan, UF.....	4
T2. Nolan Richardson, AR.....	4
T2. Rick Pitino, UK.....	4
6. John Brady, LSU.....	3
T7. Richard Williams, MSU.....	2
T7. Eddie Fogler, USC/Vandy.....	2
T7. Rob Evans, UM.....	2
T7. Jerry Green, UT.....	2
T7. Mark Gottfried, Bama.....	2
T7. Bruce Pearl, UT.....	2

MISSISSIPPI STATE BY THE NUMBERS . . .

MSU'S 2008-09 RECORD WHEN . . .

Leads at Halftime	13-0
Trails at Halftime	1-6
Is Tied at Halftime	0-0
Shoots 45% or better from the field	11-1
Shoots less than 45% from the field	3-5
Opp. shoots less than 45% from the field	12-5
Opp. shoots 45% or better from the field	2-1
Outrebounds (or ties) the opponent	6-1
Outrebounded by the opponent	8-5
Commits fewer (or ties) TOs than opponent	8-3
Commits more TOs than opponent	6-3
Holds opponents to 65 points or less	8-2
In games decided by 10 points or less	6-3

MSU'S 2008-09 RECORD IN . . .

All Games	14-6
Home Games	10-2
Road Games	3-1
Neutral-sites	1-3
Non-SEC Games	10-5
Non-SEC Home Games	8-2
Non-SEC Road Games	1-0
Non-SEC Neutral-site Games	1-3
SEC Games	4-1
SEC Home Games	2-0
SEC Road Games	2-1
Games vs. SEC Western Division	2-1
Games vs. SEC Eastern Division	2-0
November Games	5-2
December Games	3-3
January Games	6-1
February Games	0-0
March Games	0-0
Monday Games	3-0
Tuesday Games	1-1
Wednesday Games	2-2
Thursday Games	0-1
Friday Games	0-1
Saturday Games	8-1
Overtime Games	0-1
Television Games	5-4
Games vs. Ranked Opponents	0-0

MISC. 2008-09 TEAM STATS

Largest Lead Surrendered in Loss:	
8, vs. San Diego (12-30-08)	
Largest Deficit Overcome in Win:	
5, vs. Alabama (1-14-09)	
Largest Lead at Anytime:	
42, North Alabama (11-19-08)	
Largest Deficit Anytime:	
27, LSU (1-21-09)	

MISCELLANEOUS MSU INDIVIDUAL STATISTICS

Games Scoring in Double Figures: Jarvis Varnado 13, Ravern Johnson 12, Barry Stewart 11, Dee Bost 9, Phil Turner 7, Kodi Augustus 3, Elgin Bailey 2, Romero Osby 3.

Games Scoring 20-plus Points: Jarvis Varnado 4, Ravern Johnson 3.

Games Rebounding in Double Figures: Jarvis Varnado 9.

Games With Double Figures in Assists: Dee Bost 2.

Games With Double-Doubles: Jarvis Varnado 6, Dee Bost.

Games As Team's High Scorer (or co-leader): Jarvis Varnado 8, Barry Stewart 5, Ravern Johnson 4, Dee Bost 3, Phil Turner 2, Kodi Augustus 2.

Games As Team's High Rebounder (or co-leader): Jarvis Varnado 18, Ravern Johnson, Dee Bost.

Games As Team's Leader in Assists (or co-leader): Dee Bost 14, Barry Stewart 4, Twany Beckham 3, Jarvis Varnado, Ravern Johnson.

MSU'S RECORD BY STARTING LINEUP

Bost, Stewart, R. Johnson, Varnado, Augustus	6-3
Bost, Stewart, R. Johnson, Varnado, Turner	8-3

GAME-BY-GAME STARTERS

<u>Opponent</u>	<u>Date</u>	<u>Guard</u>	<u>Guard</u>	<u>Guard</u>	<u>Forward</u>	<u>Forward</u>	<u>Record</u>
Centenary	11/15/08	Bost	Stewart	Johnson	Augustus	Varnado	1-0
Louisiana-Monroe	11/17/08	Bost	Stewart	Johnson	Augustus	Varnado	2-0
North Alabama	11/19/08	Bost	Stewart	Johnson	Augustus	Varnado	3-0
Fairleigh Dickinson	11/22/08	Bost	Stewart	Johnson	Augustus	Varnado	4-0
St. Bonaventure	11/22/25	Bost	Stewart	Johnson	Augustus	Varnado	5-0
Washington State	11/28/08	Bost	Stewart	Johnson	Augustus	Varnado	5-1
Texas Tech	11/29/08	Bost	Stewart	Johnson	Augustus	Varnado	5-2
<hr/>							
Alabama State	12/6/08	Bost	Stewart	Johnson	Augustus	Varnado	6-2
Charlotte	12/10/08	Bost	Stewart	Johnson	Augustus	Varnado	6-3
South Alabama	12/13/08	Bost	Stewart	Turner	Johnson	Varnado	7-3
Cincinnati	12/18/08	Bost	Stewart	Turner	Johnson	Varnado	7-4
Nicholls State	12/22/08	Bost	Stewart	Turner	Johnson	Varnado	8-4
San Diego	12/30/08	Bost	Stewart	Turner	Johnson	Varnado	8-5
<hr/>							
Houston	1/3/09	Bost	Stewart	Turner	Johnson	Varnado	9-5
Western Kentucky	1/5/09	Bost	Stewart	Turner	Johnson	Varnado	10-5
Arkansas	1/10/09	Bost	Stewart	Turner	Johnson	Varnado	11-5
Alabama	1/14/09	Bost	Stewart	Turner	Johnson	Varnado	12-5
Vanderbilt	1/17/09	Bost	Stewart	Turner	Johnson	Varnado	13-5
LSU	1/21/09	Bost	Stewart	Turner	Johnson	Varnado	13-6
Georgia	1/24/09	Bost	Stewart	Turner	Johnson	Varnado	14-6
Ole Miss	1/31/09						
<hr/>							
Kentucky	2/3/09						
Arkansas	2/7/09						
LSU	2/11/09						
Auburn	2/14/09						
South Carolina	2/18/09						
Alabama	2/21/09						
Tennessee	2/25/09						
Auburn	2/28/09						
<hr/>							
Florida	3/4/09						
Ole Miss	3/7/09						
SEC Tournament	3/12/09						

WIN-LOSS DIFFERENTIAL

Diff.	1	2	3	4	5	6	7	8	9	10	11	12	13	14	15	16	17	18	19	20	21	22	23	24	25+
Won					1	2	1	2						1		1		1			1				4
Lost		1	1			1				1	1												1		

MISSISSIPPI STATE HIGHS & LOWS

A CLOSER LOOK AT THE MISSISSIPPI STATE NUMBERS UNDER RICK STANSBURY AS HEAD COACH

MSU Overall Highest Points Scored

11/23/99	ARK-PINE BLUFF	107
03/02/04	AUBURN	105
11/17/98	vs. Ark-Pine Bluff	105
12/15/05	vs. Jacksonville St.	104
12/20/04	FLORIDA A&M	104
12/15/01	vs. LA-Monroe	104
11/19/08	NORTH ALABAMA	102
11/30/00	ALABAMA A&M	102
03/17/07	BRADLEY	101
12/02/02	ALABAMA A&M	100
11/30/02	JACKSONVILLE	100

MSU Overall Highest Free Throws Made

12/08/01	ARKANSAS STATE	33
12/28/00	vs. LA-Lafayette	33
02/27/02	ARKANSAS	32
01/27/01	OLE MISS	32
02/07/04	OLE MISS	31
01/15/05	ARKANSAS	30
11/21/01	ARKANSAS-LR	30
12/22/08	NICHOLLS STATE	29
12/20/04	FLORIDA A&M	29
02/07/01	ALABAMA	29

MSU Overall Highest Free Throws Attempted

11/21/01	ARKANSAS-LR	48
02/27/02	ARKANSAS	45
12/08/01	ARKANSAS STATE	44
01/27/01	OLE MISS	44
12/06/03	UAB	43
02/12/05	VANDERBILT	42
11/21/00	MISS VALLEY STATE	42
11/29/06	CHARLOTTE	41
02/07/04	OLE MISS	40
12/28/00	vs. LA-Lafayette	40

MSU Overall Highest Rebounds

11/21/00	MISS VALLEY STATE	75
11/21/98	vs. NW. State	66
11/17/98	vs. Ark-Pine Bluff	64
12/22/04	vs. Jacksonville St.	59
11/21/99	ALABAMA A&M	58
12/10/05	TROY*	58
03/06/04	@ Alabama*	56
11/30/00	ALABAMA A&M	56
12/07/02	LOUISIANA TECH	56
12/15/05	vs. Jacksonville St.	56

MSU Overall Field Goals Made

12/15/01	vs. LA-Monroe	45
11/17/01	NICHOLLS STATE	45
03/02/04	AUBURN	40
12/02/02	ALABAMA A&M	40
03/17/07	BRADLEY	39
12/15/05	vs. Jacksonville St.	38
11/23/99	ARK-PINE BLUFF	38
11/17/98	vs. Ark-Pine Bluff	38
12/22/04	vs. Jacksonville St.	37
12/01/03	MCNEESE STATE	37
11/22/03	TENN-MARTIN	37
11/30/02	JACKSONVILLE	37
11/30/00	ALABAMA A&M	37

MSU Overall Highest 3-Pointers Made

01/05/08	WESTERN KENTUCKY	14
12/03/05	SANTA CLARA*	14
03/02/04	AUBURN	14
03/04/00	ALABAMA	14
02/03/07	LSU	13
11/21/04	NICHOLLS STATE	13
03/03/01	SOUTH CAROLINA	13
12/11/99	CENTENARY	13
01/19/08	@ Alabama	12
03/17/07	BRADLEY	12
02/24/07	@ Georgia	12
12/16/06	MCNEESE STATE	12
11/11/06	NICHOLLS	12
03/01/06	@ Arkansas	12
02/09/02	ALABAMA	12
01/10/01	FLORIDA	12
11/27/99	vs. Rutgers	12

MSU Fewest Points Scored

03/09/06	vs. South Carolina (SECT)	44
01/16/00	AUBURN	45
11/28/05	SE LOUISIANA	46
03/21/03	vs. Butler (NCAA Tournament)	46
02/02/02	@ Florida	48
02/14/01	@ Ole Miss	48
11/23/07	vs. Southern Illinois	49
01/18/05	@ Alabama	49
03/05/03	@ Tennessee	49
01/23/99	@ Kentucky	49

MSU Fewest Free Throws Made

01/13/07	@ Kentucky	1
02/19/00	@ Florida	1
03/01/06	@ Arkansas	2
11/17/01	NICHOLLS STATE	2
03/09/06	vs. South Carolina (SECT)	3
03/01/03	@ Arkansas	3
02/02/02	@ Florida	3
03/19/01	@ Pittsburgh (NIT)	3
02/26/00	@ LSU	3
01/19/08	@ Alabama	4
03/04/06	ALABAMA	4
01/13/01	@ Alabama	5
02/09/00	@ Vanderbilt	4

MSU Fewest Free Throws Attempted

01/13/07	@ Kentucky	3
03/19/01	@ Pittsburgh	4
03/09/06	vs. South Carolina (SECT)	5
03/01/06	@ Arkansas	5
01/18/06	LSU	5
02/19/00	@ Florida	5
03/01/03	vs. Arkansas	6
03/88/03	AUBURN	7
11/17/01	NICHOLLS STATE	7
01/26/00	@ LSU	7

MSU Fewest Field Goals Made

01/16/00	SE LOUISIANA	12
11/28/08	vs. Washington State	14
11/12/04	@ Birmingham Southern	15
03/05/03	at Tennessee	15
02/12/05	Vanderbilt	15
03/21/03	vs. Butler (NCAA TOURNAMENT)	16
12/10/08	CHARLOTTE	16
11/13/06	Loyola-Marymount	17
01/18/05	@ Alabama	17
02/14/01	@ Ole Miss	17

MSU Fewest Rebounds

03/17/02	vs. Texas (NCAA Tournament)	22
1/21/09	@ LSU	24
01/11/03	@ LSU	24
01/18/05	@ Alabama	25
02/23/03	@ Kentucky	25
02/03/07	LSU	26
03/11/05	vs. Florida (SECT)	26
03/01/03	@ Arkansas	26
02/23/02	OLE MISS	26
12/18/08	@ Cincinnati	27
02/24/07	@ Georgia	27
01/21/06	@ Vanderbilt	27
01/24/01	LSU	27
01/10/01	Florida	27

MSU Fewest 3-Pointers Made

01/18/04	@ Alabama	0
02/10/01	@ Kentucky	0
02/28/07	@ Arkansas	1
11/28/05	SE LOUISIANA	1
01/02/03	@ UAB	1
02/07/01	ALABAMA	1
11/21/98	vs. Northwestern State	1
01/21/06	@ Vanderbilt	2
1/11/06	@ Florida	2
01/29/05	@ LSU	2
01/15/05	ARKANSAS	2
12/30/04	vs. Virginia Tech	2
01/10/04	ARKANSAS	2
1/07/04	@ Ole Miss	2
12/20/03	@ Santa Clara	2
02/15/03	OLE MISS	2
01/16/00	AUBURN	2
01/23/99	@ Kentucky	2

MSU Fewest 3-Pointers Attempted

01/29/03	@ Ole Miss	6
01/11/06	@ Florida	8
02/12/05	VANDERBILT	8
01/25/03	LSU	8
01/27/01	Ole Miss	8
01/21/04	@ Florida	9
12/08/98	CENTENARY	9
12/06/08	ALABAMA STATE	10
01/29/05	@ LSU	10
03/02/02	@ South Carolina	10
11/21/98	vs. Northwestern State	10

MSU Highest Margin Of Defeat

01/18/05	@ Alabama	98-49, -49
12/21/01	@ vs. Cincinnati	90-56, -34
02/19/00	@ Florida	88-58, -30
01/21/06	@ Vanderbilt	80-52, -28
02/02/02	@ Florida	76-48, -28
01/23/99	@ Kentucky	76-49, -27
1/21/09	@ LSU	81-57, -24
01/25/06	TENNESSEE	88-65, -23
03/29/00	vs. Vanderbilt (SECT)	76-53, -23
02/11/06	@ South Carolina	83-61, -22
02/28/01	@ Georgia	94-73, -21

THE LAST TIME . . .

THE LAST TIME AN MSU PLAYER...

Scored 34 or more points in a game:
34, Charles Rhodes vs. Oregon (3-21-08)

Scored 35 or more points in a game:
36, Jeff Malone at Ole Miss (2-19-83)

Scored 37 or more points in a game:
39, Jeff Malone vs. Alabama (1-31-83)

Scored 40 or more points in a game:
40, Rickey Brown vs. Auburn (3-7-77)

Scored 20+ points in two consecutive games:
Jarvis Varnado (21 vs. South Alabama and 24 vs. Cincinnati, 2008-09)

Scored 20+ points in three consecutive games:
Jarvis Varnado (21 vs. South Alabama; 23 vs. Cincinnati; 24 vs. Nicholls State, 2008-09)

Scored 20+ points in five consecutive games:
Jeff Malone, 1982-83 (11 consecutive games)

Scored 30+ points in back-to-back games:
Jeff Malone (36 at Ole Miss & 30 vs. Georgia, 1982-83)

Scored 30+ points in three consecutive games:
Jeff Malone (33 at LSU; 36 at Ole Miss & 30 vs. Georgia, 1982-83)

Made 10 or more field goals in a game:
10, Jarvis Varnado vs. Cincinnati (12-18-08)

Made 11 or more field goals in a game:
11, Charles Rhodes vs. Auburn (2-27-08)

Made 12 or more field goals in a game:
12, Charles Rhodes vs. Ole Miss (1-26-08)

Made 13 or more field goals in a game:
13, Horatio Webster vs. SW Missouri St. (11-23-97)

Made 14 or more field goals in a game:
14, Cameron Burns at Georgia (1-17-90)

Made 15 or more field goals in a game:
16, Raymond Brown vs. Florida (3-2-85)

Attempted 20 or more field goals in a game:
20, Dietric Slater at Georgia (2-24-07)

Attempted 21 or more field goals in a game:
22, Timmy Bowers at Alabama (3-6-04)

Attempted 23 or more field goals in a game:
24, Horatio Webster vs. UT Martin (12-20-97)

Attempted 25 or more field goals in a game:
25, Chuck Evans at Alabama (3-6-93)

Attempted 26 or more field goals in a game:
26, Tony Watts at Ole Miss (2-22-92)

Attempted 27 or more field goals in a game:
28, Jeff Malone vs. Vanderbilt (1-8-83)

Made six or more 3-pointers in a game:
6, Ravern Johnson vs. Western Kentucky (1-5-09)

Made seven or more 3-pointers in a game:
7, Reginald Delk at Arkansas (3-1-06)

Made eight or more 3-pointers in a game:
8, Winsome Frazier vs. UMKC (11-23-04)

Attempted 11 or more 3-pointers in a game:
11, Jamont Gordon at Ole Miss (2-20-08)

Attempted 12 or more 3-pointers in a game:
12, Jamall Edmonson vs. Kentucky (2-1-06)

Attempted 13 or more 3-pointers in a game:
15, Winsome Frazier vs. UMKC (11-23-04)

Attempted 16 or more 3-pointers in a game:
17, Darryl Wilson vs. Alabama (3-4-95)

Made 14 or more free throws in a game:
14, Charles Rhodes vs. Oregon (3-21-08)

Made 15 or more free throws in a game:
18, Rich Knarr vs. Auburn (2-19-73)

Attempted 18 or more free throws in a game:
18, Charles Rhodes vs. Oregon (3-21-08)

Attempted 19 or more free throws in a game:
19, Carl Nichols vs. Southeastern La. (12-1-88)

Had 16 or more rebounds in a game:
16, Jarvis Varnado vs. Fairleigh Dickinson (11-22-08)

Had 17 or more rebounds in a game:
17, Jarvis Varnado at LSU (1-9-08)

Had 18 or more rebounds in a game:
21, Wesley Morgan vs. SE La. (11-28-05)

Had 22 or more rebounds in a game:
23, Rickey Brown vs. Vanderbilt (12-6-79)

Had 24 or more rebounds in a game:
24, Wiley Peck vs. Alabama (1-27-79)

Had 10 or more offensive rebounds in a game:
10, Wesley Morgan vs. SE La. (11-28-05)

Had 10 or more defensive rebounds in a game:
11, Jarvis Varnado vs. Fairleigh Dickinson (11-22-08)

Had 12 or more defensive rebounds in a game:
13, Jarvis Varnado vs. North Alabama (11-19-08)

Had 10 or more assists in a game:
10, Dee Bost vs. Alabama (1-14-09)

Had 11 or more assists in a game:
14, Gary Ervin vs. Florida A&M (12-20-04)

Had 15 or more assists in a game:
16, Chuck Evans at UMKC (2-23-93)

Had 10 or more turnovers in a game:
10, Charles Rhodes vs. Nicholls (11-11-06)

Had five or more blocks in a game:
5, Jarvis Varnado vs. Arkansas (1-10-09)

Had seven or more blocks in a game:
8, Jarvis Varnado vs. Alabama State (12-6-08)

Had nine or more blocks in a game:
9, Jarvis Varnado vs. La. Monroe (11-17-08)

Had 10 or more blocks in a game:
10, Jarvis Varnado vs. Kentucky (1-15-08)

Had 10+ blocks in two consecutive games:
Jarvis Varnado (10 vs. Georgia & 10 vs. Kentucky, 2007-08)

Had five or more steals in a game:
5, Barry Stewart vs. Alabama (3-14-08)

Had six or more steals in a game:
6, Dietric Slater at Georgia (2-24-07)

LAST TIME AN MSU TEAM...

Scored 100 or more points:
102 vs. North Alabama (11-19-08)

Scored 100 or more points in an SEC game:
105 vs. Auburn (3-2-04)

Allowed 100 or more points:
115 at Arkansas (2-20-93)

Was held to 52 points or less:
52 vs. Washington St. (11-28-08)

Was held to 51 points or less:
49 vs. Southern Illinois (11-23-07)

Was held to 48 points or less:
36 vs. George Washington (12-8-96)

Held opponent to 60 points or less:
60 vs. South Alabama (12-13-08)

Held opponent to 57 points or less:

56 at Arkansas (1-10-09)

Held opponent to 48 points or less:
39 at LSU (1-9-08)

Shot 50 percent or better from the field:
.500 [29-58] vs. Alabama (1-14-09)

Shot 55 percent or better from the field:
.576 [34-59] vs. North Alabama (11-19-08)

Shot 60 percent or better from the field:
.600 [33-55] vs. Auburn (2-27-08)

Shot 65 percent or better from the field:
.660 [35-53] vs. Western Kentucky (1-5-09)

Was held to less than 35 percent from the field:
.326 [15-46] vs. Washington St. (11-28-08)

Was held to less than 32 percent from the field:
.309 [17-55] vs. Charlotte (12-6-08)

Held opp. to 35 percent or less from the field:
.276 [21-76] vs. Houston (1-3-09)

Made 35 or more field goals:
35 vs. Western Kentucky (1-5-09)

Made 40 or more field goals:
40 vs. Auburn (3-2-04)

Attempted 70 or more shots from the field:
71 vs. Louisiana Tech (11-10-07)

Attempted 72 or more shots from the field:
75 vs. Troy (12-10-05)

Attempted 40 or fewer shots from the field:
39 vs. Vanderbilt (2-12-05)

Made 10 or more 3-pointers:
11 vs. Alabama (1-14-09)

Made 12 or more 3-pointers:
12 at Alabama (1-19-08)

Made 13 or more 3-pointers:
14 vs. Western Kentucky (1-5-09)

Did not make a 3-pointer:
[0-11] at Alabama (1-18-05)

Made just one 3-pointer:
vs. Southeastern Louisiana (11-28-05)

Made just two 3-pointers:
at Vanderbilt (1-21-06)

Attempted only 10 3-pointers:
10 vs. Alabama State (12-6-08)

Attempted six 3-pointers or less:
6 at Ole Miss (1-29-03)

Attempted 25 or more 3-pointers:
25 vs. Houston (1-3-09)

Attempted 26 or more 3-pointers:
26 vs. Charlotte (12-6-08)

Attempted 27 or more 3-pointers:
27 at Arkansas (1-10-09)

Attempted 31 or more 3-pointers:
33 vs. Troy (12-10-05)

Made 30 or more free throws:
30 vs. Arkansas (1-15-05)

Made fewer than five free throws:
4 at Alabama (1-19-08)

Made fewer than four free throws:
1 at Kentucky (1-13-07)

Attempted 35 or more free throws:
38 vs. Nicholls State (12-22-08)

Attempted 40 or more free throws:
41 vs. Charlotte (11-29-06)

Attempted fewer than 10 free throws:
9 vs. Southern Illinois (11-23-07)

THE LAST TIME (continued) . . .

Had 50 or more rebounds:
51 vs. North Alabama (11-19-08)

Had 52 or more rebounds:
58 vs. Troy (12-10-05)

Had 59 or more rebounds:
59 vs. Jacksonville St. (12-22-04)

Had 20 or more assists:
20 vs. La. Monroe (11-17-08)

Had 21 or more assists:
22 vs. Auburn (2-27-08)

Had 23 or more assists:
25 at Loyola Marymount (12-19-07)

Had 20 or more turnovers:
20 vs. Washington St. (11-28-08)

Had 21 or more turnovers:
24 vs. St. Bonaventure (11-25-08)

Had 25 or more turnovers:
25 vs. UT Martin (11-17-07)

Had 26 or more turnovers:
31 at Kentucky (1-7-97)

Had fewer than 10 turnovers:
8 vs. Memphis (3-23-08)

Had fewer than five turnovers:
4 vs. La. Tech (11-10-07)

Had 10 or more blocked shots:
10 vs. Alabama (1-14-09)

Had 12 or more blocked shots:
15 vs. Fairleigh Dickinson (11-22-08)

Had 16 or more blocked shots:
16 vs. Georgia (1-12-08)

Had 10 or more steals:
10 vs. Vanderbilt (1-17-09)

Had 13 or more steals:
13 at Georgia (1-24-09)

Had 20 or more steals:
20 vs. Nicholls State (11-17-01)

MISSISSIPPI STATE NOTES OF INTEREST

BULLDOGS PROVE TO BE TRUE ROAD WARRIORS

Entering the 2008-09 campaign, no team in the SEC's Western Division has enjoyed more success on the road in the last 10 years than Mississippi State. In the 106 games away from Humphrey Coliseum, the Bulldogs posted a 46-60 (.434) ledger. LSU is second with 34 wins, followed by Alabama with 27.

Overall in the SEC, MSU ranks fourth. Kentucky is tops with 59, followed by Florida (52) and Tennessee (49).

During that same span, State was the only team to go undefeated, posting a 12-0 mark in 2003-04. MSU also has the top SEC road record in the West.

Overall Road Records

Since 1998-99

Team	Record	Pct.
Kentucky	59-41	.590
Florida	52-42	.553
Tennessee	49-58	.458
Mississippi State	46-60	.434
LSU	34-69	.330
South Carolina	32-75	.299
Vanderbilt	31-74	.295
Georgia	28-83	.252
Alabama	27-74	.267
Ole Miss	26-80	.245
Auburn	25-67	.272
Arkansas	23-71	.245

NOTES: MSU's 106 road games are tied for third-most during this 10-year span. Records do not reflect this year.

SEC Road Records

Since 1998-99

Team	Record	Pct.
Kentucky	51-33	.607
Florida	46-37	.554
Tennessee	37-45	.451
Mississippi State	29-54	.349
LSU	28-55	.337
Alabama	22-60	.268
Georgia	20-62	.244
Auburn	21-62	.253
Vanderbilt	19-64	.229
Arkansas	18-64	.220
South Carolina	17-65	.207
Ole Miss	14-69	.169

NOTES: Records include this year's SEC road games.

A LOOK AT MISSISSIPPI STATE'S TRIPLE-DOUBLES AND HOW THEY WERE ACHIEVED

Mississippi State has recorded three triple-doubles in school history, all coming in the past five years by three different players – Lawrence Roberts, Jamont Gordon and Jarvis Varnado.

Here's their breakdown:

Lawrence Roberts: On Nov. 21, 2004 against Nicholls State, Roberts recorded MSU's first triple-double with 18 points, 11 rebounds and 12 assists in a 98-69 home victory.

Jamont Gordon: On Feb. 21, 2007 against Vanderbilt at Humphrey Coliseum, Gordon tallied 15 points, 12 rebounds and 10 assists in MSU's 83-70 win.

Jarvis Varnado: In a win against Kentucky on Jan. 15, 2008, Varnado responded with 10 points, 12 rebounds and 10 blocked shots in the Bulldogs' 69-64 triumph.


Three other times this season, Varnado flirted with triple-doubles, but came up just short on either points, rebounds or blocks.



Roberts



Gordon



Varnado

FRESHMAN ROMERO OSBY HAS NUMBER RETIRED

During his prep days at Northeast Lauderdale in Meridian, Miss., freshman forward **Romero Osby** played a major role in the Trojans' success.

In November, the school honored his standout playing days by retiring his No. 24 jersey.

It's only fitting considering he departed there with five major statistical records – points, rebounds, assists, blocks and steals.

At Mississippi State, he wears the No. 5 jersey.

MSU INKS SHAUNESSY SMITH IN EARLY SIGNING PERIOD

Heralded all-state performer Shaunessy Smith of Noxubee County High School in Macon (Miss.) signed a national letter of intent with Mississippi State in mid-November.

The 6-foot-6, 200-pound versatile guard averaged 25.1 points, seven rebounds, two assists and two steals last year as a junior for coach T.J. Billups, despite battling all season with a torn ligament in his right hip.

ALL-TIME SEC TRIPLE DOUBLES

Player	School	Opponent	How Obtained	Date
Alvin Robertson	Arkansas	Texas	23p, 11r, 10a	1/19/84
Chris Mills	Kentucky	Austin Peay	19p, 10r, 10a	12/27/88
Shaquille O'Neal	LSU	Texas	16p, 19r, 10b	1/2/90
Shaquille O'Neal	LSU	Loyola-Marymount	20p, 24r, 12b	2/3/90
Shaquille O'Neal	LSU	Florida	31p, 21r, 10b	1/26/91
Shaquille O'Neal	LSU	South Carolina	19p, 14r, 11b	2/19/92
Shaquille O'Neal	LSU	Auburn	30p, 20r, 11b	2/22/92
Shaquille O'Neal	LSU	BYU	26p, 13r, 11b	3/19/92
Roy Rogers	Alabama	Georgia	15p, 12r, 15b	2/10/96
Roy Rogers	Alabama	LSU	27p, 10r, 10b	2/17/96
Chuck Edison	South Carolina	S.C. State	25p, 10r, 10a	11/29/02
Lawrence Roberts	Mississippi St.	Nicholls State	18p, 11r, 12a	11/21/04
Corey Brewer	Florida	Jacksonville	15p, 10r, 13a	12/18/05
Jamont Gordon	Mississippi St.	Vanderbilt	15p, 12r, 10a	2/21/07
Jarvis Varnado	Mississippi St.	Kentucky	10p, 12r, 10b	1/15/08
Nick Calathes	Florida	Creighton	11p, 13r, 11a	3/21/08
Tyler Smith	Tennessee	UNC Asheville	12p, 10r, 10a	12/3/08
Courtney Fortson	Arkansas	N.C. Central	20p, 10r, 11a	12/10/08

LAST YEAR AGAINST OLE MISS

Mississippi 68 • (15-3, 2-3 SEC)

#	Player		Total			3-Ptr			Rebounds			PF	TP	A	TO	Blk	Stl	Min
			FG-FGA	FG-FGA	FT-FTA	FG-FGA	FG-FGA	FT-FTA	Off	Def	Tot							
50	Williams, Kenny	f	1-4	0-0	0-3	3	0	3	4	2	0	0	1	0			19	
44	Curtis, Dwayne	c	7-11	0-0	4-4	7	4	11	3	18	3	1	1	0			31	
12	Warren, Chris	g	5-20	2-10	3-4	1	2	3	0	15	3	1	1	3			35	
14	Polynice, Eniel	g	7-13	0-0	0-0	3	4	7	2	14	1	1	1	2			34	
23	Gaskins, Trevor	g	1-7	1-3	0-0	0	0	0	2	3	0	1	0	0			24	
03	Smith, Brian		0-0	0-0	0-0	0	0	0	0	0	1	0	0	0			5	
10	Watson, Terrence		1-3	0-0	0-0	1	0	1	1	2	0	0	0	0			7	
21	White, Malcolm		4-7	0-0	1-1	1	1	2	4	9	0	1	1	0			20	
32	Graham, Zach		1-3	1-1	0-0	0	2	2	0	3	0	1	0	0			10	
33	Huertas, David		1-8	0-3	0-0	1	4	5	1	2	0	0	0	1			15	
Team						4	1	5										
Totals				28-76	4-17	8-12	21	18	39	17	68	8	6	5	6		200	
FG % 1st Half: 14-39			35.9%	2nd half: 14-37	37.8%	Game: 28-76	36.8%	Deadball Rebounds 2										
3FG % 1st Half: 2-9			22.2%	2nd half: 2-8	25.0%	Game: 4-17	23.5%											
FT % 1st Half: 1-3			33.3%	2nd half: 7-9	77.8%	Game: 8-12	66.7%											

Mississippi State 88 • (14-5, 5-0 SEC)

#	Player		Total		3-Ptr		Rebounds			PF	TP	A	TO	Blk	Stl	Min
			FG-FGA	FG-FGA	FT-FTA	Off	Def	Tot								
23	Rhodes, Charles	f	12-14	0-0	2-3	3	3	6	1	26	1	2	0	0	28	
32	Varnado, Jarvis	c	4-5	0-0	4-4	0	8	8	3	12	1	1	4	0	29	
22	Stewart, Barry	g	5-11	0-4	2-4	1	3	4	2	12	3	2	0	1	33	
25	Turner, Phil	g	0-5	0-2	0-0	1	5	6	3	0	0	1	0	0	28	
44	Gordon, Jamont	g	5-12	2-6	1-1	0	1	1	2	13	6	1	1	2	30	
02	Johnson, Raven		1-2	1-1	0-0	0	0	0	0	3	0	0	0	0	4	
03	Begley, Billy		0-1	0-1	0-0	0	0	0	0	0	0	0	0	0	1	
10	lupe, Joseph		0-0	0-0	0-0	0	1	1	0	0	0	1	0	0	1	
14	Bryant, Rod		0-1	0-0	0-0	0	0	0	0	0	0	0	0	0	1	
15	Benock, Riley		4-5	4-5	0-0	0	1	1	0	12	1	1	0	0	21	
21	Johnson, Brian		1-2	0-0	0-0	2	1	3	1	2	3	1	0	1	11	
24	Augustus, Kodi		0-0	0-0	0-0	0	0	0	0	0	0	0	1	0	1	
33	Bolen, Brandon		0-0	0-0	0-0	0	0	0	0	0	0	0	0	0	1	
45	Bailey, Elgin		2-2	0-0	4-7	0	3	3	1	8	0	0	2	0	11	
Team						4	3	7								
Totals				34-60	7-19	13-19	11	29	40	13	88	15	11	8	4	200
FG % 1st Half: 14-31			45.2%	2nd half: 20-29	69.0%	Game: 34-60			56.7%	Deadball Rebounds 3						
3FG % 1st Half: 3-11			27.3%	2nd half: 4-8	50.0%	Game: 7-19			36.8%							
FT % 1st Half: 7-10			70.0%	2nd half: 6-9	66.7%	Game: 13-19			68.4%							

Officials: Rick Crawford, Antonio Petty, Roger Ayers.
Technical fouls: Mississippi-None, Mississippi State-None.
Attendance: 10421

Paid attendance: 9,905.
MSU has nine-game win streak overall and five-game SEC win streak (longest since 2003-04). MSU now 5-0 in SEC for first time since 1993-94. MSU is 10-0 at home vs. Mississippi during Stansbury era. Rhodes ties season-high 26 pts.

Score by periods	1st	2nd	Total
Mississippi	31	37	68
Mississippi State	38	50	88

Last FG - UM 2nd-00:08, MS 2nd-01:01.
Largest lead - UM by 4 1st-12:01, MS by 22 2nd-01:01.

Points	In Paint	Off T/O	2nd Chance	Fast Break	Bench
UM	40	10	19	8	16
MS	44	8	9	2	25

Score tied - 2 times.
Lead changed - 6 times.

Mississippi State 63 • 17-8, 8-3

#	Player		Total		3-Ptr	Rebounds				PF	TP	A	TO	Blk	Stl	Min	
			FG-FGA	FG-FGA	FT-FTA	Off	Def	Tot									
23	Rhodes, Charles	f	5-11	0-0	3-4	3	2	5	2	13	1	2	0	0	0	37	
32	Varnado, Jarvis	c	3-5	0-0	0-0	4	2	6	2	6	0	3	6	0	0	32	
11	Hansbrough, Ben	g	3-8	2-5	0-0	1	4	5	0	8	1	2	0	0	0	37	
22	Stewart, Barry	g	4-13	0-6	3-5	3	5	8	3	11	3	2	0	1	37		
44	Gordon, Jamont	g	6-17	4-11	4-8	0	6	6	4	20	3	4	0	2	36		
02	Johnson, Raven		0-2	0-1	0-2	2	2	4	0	0	0	1	0	0	7		
15	Benock, Riley		0-0	0-0	0-0	0	0	0	0	0	0	1	0	0	3		
21	Johnson, Brian		1-1	0-0	0-0	0	0	0	1	2	0	1	0	0	3		
45	Bailey, Elgin		1-3	0-0	1-2	1	0	1	3	3	0	0	0	0	8		
Team						5	1	6									
Totals			23-60	6-23	11-21	19	22	41	15	63	9	15	6	3	200		
FG % 1st Half:		12-29	41.4%	2nd half:		11-31	35.5%	Game:		23-60	38.3%						Deadball
3FG % 1st Half:		3-11	27.3%	2nd half:		3-12	25.0%	Game:		6-23	26.1%						Rebounds
FT % 1st Half:		3-8	37.5%	2nd half:		8-13	61.5%	Game:		11-21	52.4%						5

Mississippi 74 • 18-7, 4-7

#	Player		Total			3-Ptr		Rebounds			PF	TP	A	TO	Blk	Stl	Min
			FG-FGA	FG-FGA	FT-FTA			Off	Def	Tot							
00	Parnell, Jerme	f	2-4	0-0	2-4	1	1	2	3	6	0	1	0	0	0	13	
44	Curtis, Dwayne	c	5-11	0-0	0-0	8	8	16	1	10	4	3	1	1	36		
12	Warren, Chris	g	8-18	4-10	2-2	1	1	2	2	22	4	0	0	0	35		
14	Polynice, Eniel	g	6-11	0-1	2-2	1	4	5	3	14	4	2	3	2	38		
33	Huertas, David	g	3-7	3-5	0-0	2	2	4	3	9	0	1	0	3	28		
03	Smith, Brian		0-0	0-0	0-0	0	0	0	0	0	0	1	0	0	5		
23	Gaskins, Trevor		0-3	0-2	2-2	0	0	0	1	2	2	0	0	0	13		
32	Graham, Zach		1-1	0-0	0-0	0	1	1	0	2	0	1	0	0	2		
50	Williams, Kenny		4-11	0-0	1-3	1	4	5	4	9	2	3	1	2	30		
Team						4	2	6									
Totals			29-66	7-18	9-13	18	23	41	17	74	16	12	5	8	200		
FG % 1st Half: 15-38		39.5%	2nd half: 14-28	50.0%	Game: 29-66	43.9%	Deadball Rebounds 1										
3FG % 1st Half: 4-10		40.0%	2nd half: 3-8	37.5%	Game: 7-18	38.9%											
FT % 1st Half: 1-4		25.0%	2nd half: 8-9	88.9%	Game: 9-13	69.2%											

Officials: Tony Greene, Rick Crawford, Tim Clougherty
Technical fouls: Mississippi State-Bailey, Elgin, Mississippi-Williams, Kenny.
Attendance: 9167

Score by periods	1st	2nd	Total
Mississippi State	30	33	63
Mississippi	35	39	74

Last FG - MS 2nd-00:08, UM 2nd-01:19.
Largest lead - MS by 7 1st-12:19, UM by 13 2nd-01:19.

Score tied - 6 times.
Lead changed - 3 times.

MISSISSIPPI STATE 88, OLE MISS 68

JANUARY 26, 2008 • STARKVILLE, MS

The Bulldogs extended their season winning streaks to nine consecutive games overall and five straight to begin SEC play by claiming an 88-68 home triumph over No. 15 Mississippi with 10,421 fans on hand at Humphrey Coliseum.

After battling through six lead changes and two ties during the opening 10 minutes of play, MState (14-5, 5-0) scored seven unanswered points over a four-minute span to take a 28-21 lead with 6:06 remaining in the first half. The Rebels (15-3, 2-3) would cut the deficit to three points (34-31) with two minutes left, but the Bulldogs scored the final four points of the half to take a 38-31 halftime lead.

MSU's lead was not seriously challenged the rest of the contest, as they took a trio of 10-point leads during the opening five minutes of the second stanza. After Ole Miss cut the deficit to seven points (49-42) at the 14:42 mark, State's Jamont Gordon converted a three-point play and then followed with a message-sending dunk to give the Bulldogs a 13-point cushion (55-42) with 13:12 left in the contest.

With the home team shooting 69 percent from the field in the second half and fueled by Charles Rhodes' 18 second-half points, the Bulldogs maintained their double-digit cushion over the final 14 minutes of the contest.

The 20-point victory marked MSU's 10th consecutive home triumph over Ole Miss during the Rick Stansbury era and gave the Bulldogs their seventh straight SEC home win dating back to last February.

As a team, MSU shot 57 percent from the field for the game, along with holding UM to just 37 percent accuracy. Rhodes paced five double-digit State scorers with a game-high 26 points on 12-of-14 shooting, while Dwayne Curtis had 18 points and 11 rebounds for the visitors.

OLE MISS 63, MISSISSIPPI STATE 74

FEBRUARY 20, 2008 • OXFORD, MS

The Bulldogs had their three-game winning streak snapped by dropping a 74-63 road decision to the rejuvenated Ole Miss Rebels at UM's Tad Smith Coliseum.

In what started out as a high-octane offensive slugfest, the two teams combined for 35 points through the opening five minutes of action. State's Jamont Gordon traded 3-pointers with Ole Miss' Chris Warren to give the visitors a 19-16 lead by the 15:02 mark of the opening period. Gordon's trey started a 7-0 MSU run that gave the Bulldogs (17-8, 8-3) a 23-16 lead with 12:19 left.

Midway through the half, the Rebels (18-7, 4-7) responded with seven unanswered points of their own to take back the lead. In a half that featured six ties and three lead changes, Ole Miss secured a 35-30 halftime lead primarily on the strength of a commanding 28-17 rebounding advantage through the opening 20 minutes.

The Rebels maintained control of the contest throughout the second stanza, upping their margin to double digits (51-40) by the 10:55 mark. MState did make one final push by mounting a 9-2 run that cut an 11-point deficit to just four points (61-57) after a Ben Hansbrough 3-pointer with 4:51 remaining. However, the Bulldogs misfired on their next three shot attempts and committed two costly turnovers over the next two minutes to put an end to any final comeback attempt. Meanwhile, UM's lead returned to double figures (67-57) with 2:32 remaining and ultimately resulted in an 11-point victory.

The Bulldogs were limited to just 38 percent shooting from the field, including only 6-of-23 (26%) from beyond the arc, and but 52 percent from the charity stripe. MSU was slowed by 15 turnovers.

Warren led all scorers with 22 points on the night, while Eniel Polynice added 14 points for the winners. UM senior Dwayne Curtis notched his 13th double-double of the season with 10 points and a game-high

MISSISSIPPI STATE-OLE MISS SERIES HISTORY

MSU-Ole Miss Series (MSU leads, 133-104)

1914:	MSU, 68-15 at Starkville	1933:	MSU, 40-36 at Starkville	1949:	UM, 69-61 at Oxford	1979:	MSU, 101-92 2ot at Starkville
	MSU, 84-18 at Starkville		MSU, 32-25 at Starkville		UM, 52-51 at Starkville		MSU, 68-64 at Oxford
	MSU, 12-10 at Oxford		UM, 50-49 at Oxford		MSU, 64-60 at Starkville		UM, 75-64 at Oxford
1916:	MSU, 20-8 at Oxford	1934:	UM, 41-27 at Oxford	1950:	UM, 62-45 at Oxford	1980:	UM, 73-66 at Starkville
	MSU, 28-9 at Oxford		MSU, 41-25 at Starkville	1951:	MSU, 71-67 at Starkville	1981:	UM, 59-52 ot at Starkville
	MSU, 33-20 at Oxford		UM, 29-22 at Starkville	1952:	UM, 95-60 at Oxford	1982:	UM, 72-61 at Oxford
1917:	MSU, 35-20 at Starkville		MSU, 29-24 at Oxford		UM, 77-62 at Oxford		UM, 54-30 at Oxford
	MSU, 42-24 at Starkville	1935:	MSU, 55-37 at Oxford		UM, 73-61 at Starkville	1983:	UM, 47-33 at Starkville
	MSU, 42-25 at Oxford		MSU, 61-31 at Starkville	1953:	MSU, 73-60 at Starkville		UM, 67-61 at Starkville
1919:	UM, 29-15 at Oxford		UM, 35-33 at Oxford		UM, 62-46 at Oxford		UM, 69-67 ot at Oxford
	MSU, 32-23 at Oxford	1936:	UM, 40-38 at Oxford	1954:	UM, 63-53 at Oxford	1984:	MSU, 64-56 at Oxford
1920:	MSU, 52-14 at Oxford		UM, 48-42 at Starkville		MSU, 65-59 at Starkville		MSU, 70-51 at Starkville
	UM, 23-10 at Oxford		MSU, 39-38 at Starkville	1955:	UM, 66-58 at Starkville	1985:	MSU, 61-44 at Starkville
	MSU, 21-15 at Oxford		MSU, 51-43 at Oxford		MSU, 60-56 at Oxford		UM, 53-50 at Oxford
	MSU, 49-13 at Starkville	1937:	UM, 41-32 at Oxford	1956:	MSU, 100-79 at Oxford	1986:	UM, 57-56 at Oxford
1921:	MSU, 30-12 at Starkville		UM, 40-36 at Starkville		MSU, 82-74 at Starkville		MSU, 48-43 at Starkville
	MSU, 33-12 at Starkville		UM, 36-34 at Oxford	1957:	MSU, 82-72 at Starkville	1987:	MSU, 63-62 at Starkville
	MSU, 34-20 at Starkville		UM, 50-42 at Oxford		UM, 81-73 at Oxford		UM, 79-65 at Oxford
	UM, 17-13 at Oxford	1938:	UM, 49-37 at Meridian	1958:	MSU, 66-53 at Starkville#	1988:	UM, 61-52 at Oxford
1922:	UM, 23-13 at Oxford		MSU, 58-45 at Jackson		UM, 67-62 at Oxford		UM, 67-57 at Starkville
	MSU, 30-27 at Oxford		MSU, 43-41 at Starkville	1959:	MSU, 91-60 at Starkville	1989:	UM, 75-65 at Oxford
	MSU, 27-24 at Oxford		UM, 45-44 at Starkville		MSU, 87-58 at Starkville		MSU, 74-69 at Starkville
	UM, 27-25 at Starkville	1939:	UM, 40-39 at Meridian		MSU, 23-16 at Oxford	1990:	MSU, 104-102 4ot at Starkville
1923:	MSU, 48-17 at Starkville		MSU, 37-33 at Jackson	1960:	MSU, 67-60 at Oxford		UM, 75-67 at Oxford
	MSU, 29-14 at Starkville		UM, 44-43 at Oxford		MSU, 72-54 at Starkville	1991:	MSU, 84-80 ot at Starkville
	MSU, 23-18 at Starkville		UM, 33-30 at Oxford	1961:	MSU, 63-40 at Starkville		MSU, 84-77 at Oxford
	MSU, 28-26 at Oxford		MSU, 39-36 at Starkville		UM, 74-70 at Oxford	1992:	MSU, 84-72 at Oxford
	UM, 30-27 at Oxford	1940:	MSU, 51-27 at Starkville	1962:	MSU, 61-57 at Oxford		UM, 86-78 at Oxford
	MSU, 33-26 at Atlanta+		MSU, 50-46 at Vicksburg		MSU, 63-58 at Starkville	1993:	UM, 69-53 at Oxford
1924:	UM, 29-27 at Oxford		MSU, 47-35 at Starkville	1963:	MSU, 78-64 at Oxford		UM, 56-53 at Starkville
	MSU, 47-42 at Starkville	1941:	UM, 64-51 at Oxford		UM, 75-72 at Oxford	1994:	MSU, 81-69 at Oxford
1925:	MSU, 34-30 at Starkville		UM, 35-30 at Oxford	1964:	UM, 77-75 at Oxford		MSU, 72-52 at Starkville
	MSU, 38-28 at Oxford		MSU, 30-23 at Oxford		UM, 78-61 at Starkville	1995:	MSU, 94-52 at Starkville
1926:	UM, 33-20 at Oxford		UM, 41-40 at Oxford	1965:	MSU, 101-72 at Starkville		MSU, 46-42 at Oxford
1927:	MSU, 36-22 at Starkville	1942:	UM, 33-20 at Oxford		MSU, 78-77 ot at Oxford	1996:	MSU, 53-47 at Starkville
	MSU, 30-24 at Starkville		UM, 33-31 at Starkville	1966:	MSU, 90-74 at Oxford		UM, 71-64 at Oxford
	UM, 31-28 at Oxford		MSU, 52-37 at Oxford	1967:	UM, 71-70 at Starkville	1997:	MSU, 75-64 at Oxford
	UM, 26-19 at Oxford	1943:	MSU, 37-30 at Oxford		UM, 58-57 at Oxford		UM, 84-61 at Oxford
1928:	MSU, 38-30 at Oxford		MSU, 42-34 at Oxford	1968:	MSU, 63-53 at Oxford	1998:	UM, 81-77 2ot at Oxford
	MSU, 29-27 at Oxford		UM, 52-51 at Oxford		MSU, 88-79 at Starkville		UM, 82-78 at Starkville
	MSU, 45-34 at Starkville	1944:	MSU, 54-43 at Oxford	1969:	UM, 67-60 at Oxford	1999:	MSU, 72-69 at Starkville
	MSU, 40-36 at Starkville		MSU, 46-45 at Starkville		MSU, 64-60 at Starkville	2000:	MSU, 61-59 at Oxford
1929:	MSU, 32-30 at Starkville	1945:	MSU, 44-37 at Starkville	1970:	UM, 58-57 at Oxford		MSU, 80-67 at Starkville
	MSU, 28-26 at Oxford		UM, 61-24 at Oxford		UM, 57-55 at Oxford	2001:	MSU, 79-69 at Oxford
	UM, 37-21 at Oxford		UM, 41-36 at Oxford	1971:	UM, 83-74 at Oxford		UM, 51-48 at Oxford
	UM, 41-27 at Oxford	1946:	UM, 45-32 at Oxford		MSU, 75-67 at Starkville	2002:	UM, 66-59 at Starkville
1930:	UM, 30-26 at Greenwood		UM, 58-44 at Oxford	1972:	UM, 68-66 at Starkville		MSU, 61-59 at Oxford
	UM, 23-19 at Greenwood		UM, 45-40 at Oxford		UM, 65-64 at Oxford	2003:	MSU, 58-57 at Oxford
	UM, 38-31 at Oxford	1947:	MSU, 50-43 at Oxford	1973:	UM, 74-61 at Starkville		MSU, 68-64 ot at Starkville
1932:	UM, 28-27 at Oxford		MSU, 54-34 at Starkville		UM, 83-64 at Oxford	2004:	MSU, 73-64 at New Orleans*
	UM, 37-19 at Oxford	1948:	MSU, 53-31 at Starkville	1974:	UM, 72-67 at Oxford		MSU, 61-54 at Oxford
	UM, 31-25 at Oxford		UM, 59-49 at Oxford		MSU, 75-69 ot at Starkville	2005:	MSU, 80-56 at Oxford
	UM, 35-25 at Starkville		MSU, 47-43 at Starkville	1975:	MSU, 100-80 at Oxford		MSU, 87-76 at Oxford
	UM, 38-26 at Starkville		MSU, 45-42 at Starkville	1976:	MSU, 84-78 at Oxford	2006:	UM, 75-65 at Oxford
			UM, 59-37 at Oxford	1977:	MSU, 76-66 at Oxford		MSU, 84-55 at Starkville
			UM, 63-46 at Oxford	1978:	MSU, 85-49 at Oxford	2007:	MSU, 77-67 at Starkville
					UM, 73-48 at Starkville	2008:	UM, 85-73 at Oxford
					UM, 61-60 at Oxford		MSU, 88-68 at Starkville
							UM, 74-63 at Oxford

OLE MISS SERIES (MSU leads, 133-104)

Last MSU win: 88-68 (2007-08)

Last UM win: 74-63 (2007-08)

Current UM win streak: 1

Biggest MSU win: 84-18 (1913-14)

Biggest UM win: 61-24 (1944-45)

Most MSU points: 104 (1989-90)

Most UM points: 102 (1989-90)

AT STARKVILLE (MSU leads, 88-23)

Last MSU win: 88-68 (2007-08)

Last UM win: 82-78 (1997-98)

Current MSU win streak: 10

Biggest MSU win: 84-18 (1913-14)

Biggest UM win: 61-24 (1944-45)

Most MSU points: 104 (1989-90)

Most UM points: 102 (1989-90)

AT OXFORD (Ole Miss leads, 77-40)

Last MSU win: 87-76 (2004-05)

Last UM win: 74-63 (2007-08)

Current UM win streak: 3

Biggest MSU win: 52-14 (1918-19)

Biggest UM win: 95-60 (1950-51)

Most MSU points: 100 (1955-56)

Most UM points: 95 (1950-51)

at Neutral Sites (MSU leads, 5-4)

Last MSU win: 73-64 (2002-03)

Last UM win: 40-39 (1938-39)

Current MSU win streak: 3

Biggest MSU win: 58-45 (1937-38)

Biggest UM win: 49-37 (1937-38)

Most MSU points: 73 (2002-03)

Most UM points: 64 (2002-03)

LOOKING AHEAD TO MISSISSIPPI STATE'S NEXT FOUR OPPONENTS



■Who . . .

Kentucky Wildcats

■When . . .

Tuesday, Feb. 3

■Where . . .

Rupp Arena, Lexington

■Series . . .

UK leads, 84-19

■Last Meeting . . .

MSU, 69-64 @ Lexington



■Who . . .

Arkansas Razorback

■When . . .

Saturday, Feb. 7

■Where . . .

Humphrey Coliseum, Starkville

■Series . . .

Arkansas leads, 26-20

■Earlier This Year . . .

MSU, 70-56 @ Fayetteville



■Who . . .

LSU Tigers

■When . . .

Wednesday, Feb. 11

■Where . . .

Humphrey Coliseum, Starkville

■Series . . .

LSU leads, 102-92

■Earlier This Year . . .

LSU, 81-57 @ Baton Rouge



■Who . . .

Auburn Tigers

■When . . .

Saturday, Feb. 14

■Where . . .

Beard-Eaves Coliseum, Auburn

■Series . . .

Auburn leads, 67-62

■Last Meeting . . .

MSU, 89-78 @ Starkville

MISSISSIPPI STATE QUICK FACTS

LOCATION:

Starkville, Mississippi

FOUNDED:

February 28, 1878

CONFERENCE:

Southeastern

ENROLLMENT:

17,824 (Spring 2008)

COLORS:

Maroon (PMS 202) and White

NICKNAME (MASCOT):

Bulldogs (Bully)

HOME COURT (CAPACITY):

Humphrey Coliseum (10,500)

RECORD IN HOME ARENA:

338-128 (.725) since 1975-76

LARGEST HOME CROWD:

10,735 (Feb. 7, 2004 vs Ole Miss)

PRESIDENT:

Dr. Mark E. Keenum (Miss. St., 1983)

FACULTY ATHLETICS REPRESENTATIVE:

Dr. Steven C. Turner (Mercer, 1975)

DIRECTOR OF ATHLETICS:

Greg Byrne (Arizona State, 1994)

HEAD BASKETBALL COACH:

Rick Stansbury (Campbellsville, 1982)

ASSISTANT BASKETBALL COACHES:

Robert Kirby (Pan American, 1983)

Phil Cunningham (Campbellsville, 1990)

Marcus Grant (Miss. State, 1995)

COORDINATOR OF BASKETBALL OPERATIONS:

Talvis Franklin (Miss. State, 2007)

BASKETBALL TRAINER:

Scott Johnson (UT-Chattanooga, 1998)

BASKETBALL SID:

Gregg Ellis (Ole Miss, 1994)

2007-08 SEASON RECORDS:

Overall Record: 23-11

SEC Record: 12-4, First in West

FIRST YEAR OF MSU BASKETBALL:

1908-09 (1,226-1,031 in 97th Season)

NCAA TOURNAMENT APPEARANCES:

9 (2008, 2005-04-03-02, 1996-95, '91, '63) - 11-9

BEST NCAA TOURNAMENT FINISHES:

1996 Final Four; 1995 Sweet Sixteen

NIT APPEARANCES:

6 (2007-2001-1999-1994-1990-1979) - 6-6

BEST NIT FINISH:

2007 National Semifinals

SEC TOURNAMENT CHAMPIONSHIPS:

2 (2002-1996)

SEC OVERALL CHAMPIONSHIPS:

6 (2004-1991-1963-1962-1961-1959)

SEC WESTERN DIVISION TITLES:

6 (2008-2007-2004-2003-1996-1995)

2008-09 Mississippi State University Bulldogs

No.	Name	Pos.	Ht.	Wt.	Cl.	Exp.	Hometown (Previous School)
24	Kodi Augustus	F	6-8	220	So.	1L	Baton Rouge, LA (Maine Central Institute)
45	Elgin Bailey	F/C	6-8	254	So.	1L	New Orleans, LA (Belaire HS)
4	Twany Beckham	G	6-5	190	Fr.	HS	Louisville, KY (New Hampton [NH] School)
15	Riley Benock	G	6-4	180	So.	1L	Battletown, KY (Meade County HS)
33	Brandon Bolen	G	6-3	195	So.	1L	Madison, MS (Madison-Ridgeland Academy)
3	Dee Bost	G	6-2	170	Fr.	HS	Concord, NC (Hargrave Military Academy)
14	Rod Bryant	G	6-1	165	So.	1L	Birmingham, AL (G.W. Carver HS)
10	Christopher Gay	G	6-0	180	Sr.	TR	Hattiesburg, MS (William Carey College)
1	Jacquiese Holcombe	F	6-6	205	Jr.	JC	College Park, GA (Georgia Perimeter Co.)
44	Brian Johnson	F/C	6-9	245	Sr.	1L	Laurinburg, NC (University of Louisville)
2	Ravarn Johnson	G/F	6-7	175	So.	1L	Lyon, MS (Coahoma County HS)
20	Taylor Luczak	F	6-8	220	Fr.	HS	Glens Falls, NY (Glens Falls Senior HS)
5	Romero Osby	F	6-8	230	Fr.	HS	Meridian, MS (Northeast Lauderdale HS)
22	Barry Stewart	G	6-3	170	Jr.	2L	Shelbyville, TN (Shelbyville Central HS)
25	Phil Turner	G	6-3	170	So.	1L	Grenada, MS (Grenada HS)
32	Jarvis Varnado	F/C	6-9	210	Jr.	2L	Brownsville, TN (Haywood HS)

Numerical Roster

No.	Name	Pos.	Ht.	Wt.	Cl.	Exp.	Hometown (Previous School)
1	Jacquiese Holcombe	F	6-6	205	Jr.	JC	College Park, GA (Georgia Perimeter Co.)
2	Ravarn Johnson	G/F	6-7	175	So.	1L	Lyon, MS (Coahoma County HS)
3	Dee Bost	G	6-2	170	Fr.	HS	Concord, NC (Hargrave Military Academy)
4	Twany Beckham	G	6-5	190	Fr.	HS	Louisville, KY (New Hampton [NH] School)
5	Romero Osby	F	6-8	230	Fr.	HS	Meridian, MS (Northeast Lauderdale HS)
10	Christopher Gay	G	6-0	180	Sr.	TR	Hattiesburg, MS (William Carey College)
14	Rod Bryant	G	6-1	165	So.	1L	Birmingham, AL (G.W. Carver HS)
15	Riley Benock	G	6-4	180	So.	1L	Battletown, KY (Meade County HS)
20	Taylor Luczak	F	6-8	220	Fr.	HS	Glens Falls, NY (Glens Falls Senior HS)
22	Barry Stewart	G	6-3	170	Jr.	2L	Shelbyville, TN (Shelbyville Central HS)
24	Kodi Augustus	F	6-8	220	So.	1L	Baton Rouge, LA (Maine Central Institute)
25	Phil Turner	G	6-3	170	So.	1L	Grenada, MS (Grenada HS)
32	Jarvis Varnado	F/C	6-9	210	Jr.	2L	Brownsville, TN (Haywood HS)
33	Brandon Bolen	G	6-3	195	So.	1L	Madison, MS (Madison-Ridgeland Academy)
44	Brian Johnson	F/C	6-9	245	Sr.	1L	Laurinburg, NC (University of Louisville)
45	Elgin Bailey	F/C	6-8	254	So.	1L	New Orleans, LA (Belaire HS)

Head Coach: Rick Stansbury (Campbellsville, 1982 - 11th year)

Asst. Coach: Robert Kirby (Pan American, 1983 - 11th year)

Asst. Coach: Phil Cunningham (Campbellsville, 1990 - 9th year)

Asst. Coach: Marcus Grant (Mississippi State, 1995 - 5th year)

Coord. of BB Ops: Talvis Franklin (Mississippi State, 2007 - 2nd year)

PRONUNCIATION GUIDE

KODI AUGUSTUS: CO-DEE
 TWANY BECKHAM: TWAHN-NEE
 RILEY BENOCK: BEE-KNOCK
 JACQUIESE HOLCOMBE: JOCK-WHEECE
 RAVARN JOHNSON: RAY-VERN
 TAYLOR LUCZAK: LOU-ZACK
 ROMERO OSBY: RO-MARE-OH OZ-BEE
 JARVIS VARNADO: VUR-NAR-DOE

Mississippi State Basketball Roster Breakdown

By Class:

Seniors	Juniors	Sophomores	Freshman
Christopher Gay	Jacquiese Holcombe	Kodi Augustus	Twany Beckham
Brian Johnson	Barry Stewart	Elgin Bailey	Dee Bost
	Jarvis Varnado	Riley Benock	Taylor Luczak
		Brandon Bolen	Romero Osby
		Rod Bryant	
		Ravarn Johnson	
		Phil Turner	

By State:

Mississippi: Brandon Bolen, Christopher Gay,
 Ravarn Johnson, Romero Osby, Phil Turner
 Tennessee: Barry Stewart, Jarvis Varnado
 Kentucky: Twany Beckham, Riley Benock
 Louisiana: Kodi Augustus, Elgin Bailey
 North Carolina: Dee Bost, Brian Johnson
 Alabama: Rod Bryant
 Georgia: Jacquiese Holcombe
 New York: Taylor Luczak

MISSISSIPPI STATE PRESEASON AWARDS

In the 2008 SEC media poll, MSU, the two-time defending Western Division champions, was picked to finish fourth behind Alabama, LSU and Ole Miss, respectively. From an individual standpoint, Bulldogs junior forward Jarvis Varnado was named first-team All-SEC by the league coaches, while the media voted him second-team. Nationally, true freshman Dee Bost of Concord, N.C., was tabbed honorable mention freshman All-American by CollegeHoops.net.

OLE MISS FACTS

Nickname: Rebels
 Colors: Red & Blue
 Conference: Southeastern Conference
 2007-08 Record: 24-11
 Conference: 7-9, 3rd (West)
 Starters returning/lost: 3/2
 Lettermen returning/lost: 8/7
 Sports Information Director: Joey Jones
 SID Phone: 1-662-915-7526

EXHIBITION 1

MSU 88, MONTEVALLO 59

Nov. 1, 2008 • STARKVILLE, MS

In the season's first of two exhibition contests, Mississippi State rode a double-double performance from junior Jarvis Varnado to take care of visiting Montevallo 88-59 at Humphrey Coliseum.

Varnado, the reigning National Defensive Player of the Year, recorded 17 points on 7-of-9 shooting from the floor to go along with his game-high 12 rebounds. He also blocked eight shots after leading the nation in blocked shots a year ago with 157. Sophomore Ravern Johnson led all scorers on the night with an 8-of-14 performance from the field for a total of 19 points, while freshman Romero Osby pitched in the team's second double-double with 10 points and 11 boards. Dee Bost scored 13 points and handed out seven assists to just three turnovers in the win.

Junior guards Marcus Lancaster and Freddy Little led Montevallo in scoring with 10 points apiece on a collective 8-of-25 shooting performance, while junior forward Nate Flowers led the squad in rebounding with nine boards.

Ranking second nationally in team field-goal percentage defense last year, the Bulldogs followed suit by holding Montevallo to just 23-of-71 shooting from the floor for a 32.6% mark. Also specializing in blocks as a team by ranking second nationally in that category a year ago, MSU swatted 13 shots on the evening. Leading Montevallo in rebounding at halftime 32-21, State never let up and finished the game with a 62-37 advantage.

Montevallo

Player	FG	3FG	FT	RB	PF	PT	A	Min
Flowers f	3-9	0-0	2-5	9	2	8	1	26
Brown f	4-12	0-0	0-1	6	4	8	1	27
Lancaster g	3-8	1-1	3-4	3	1	10	1	23
Humphrey g	2-8	0-4	0-0	0	4	4	0	18
Little g	5-17	0-4	0-1	3	1	10	2	31
Krych	2-4	0-0	5-8	3	4	9	0	15
Ragan	2-7	0-2	0-0	5	0	4	2	23
Hutchinson	0-0	0-0	0-0	0	0	0	1	2
McMillan	0-3	0-2	1-2	2	1	1	1	19
Lynch	1-2	1-2	0-0	0	0	3	0	2
Nelson	0-0	0-0	0-0	0	0	0	0	2
Carlyle	1-1	0-0	0-0	2	3	2	0	12
Team				4				
TOTALS	23-71	2-15	11-21	37	20	59	9	200

Mississippi State

Player	FG	3FG	FT	RB	PF	PT	A	Min
B. Johnson f	1-1	1-1	2-2	5	1	5	0	17
Varnado c	7-9	0-0	3-5	12	1	17	4	24
R. Johnson g	8-14	3-8	0-0	4	2	19	1	24
Bost g	5-12	1-5	2-4	4	2	13	7	32
Stewart g	4-12	2-7	0-0	5	4	10	4	28
Holcombe	1-5	0-3	0-0	3	3	2	0	16
Osby	3-5	0-0	4-6	11	3	10	1	13
Gay	0-1	0-1	0-0	0	0	0	0	2
Benock	0-3	0-3	0-0	4	0	0	3	16
Luczak	0-0	0-0	0-0	1	0	0	1	2
Augustus	2-4	0-1	3-4	5	2	7	2	12
Bolen	0-1	0-0	0-0	1	0	0	0	2
Bailey	1-4	0-0	3-5	4	4	5	0	12
Team				3				
TOTALS	32-71	7-29	17-23	62	22	88	23	200

Halftime: MSU 36, MON 26. FG%: MSU 45.1%, MON 32.4%. 3FG%: MSU 24.1%, MON 13.3%. FT%: MSU 65.4%, MON 52.4%. Turnovers: MSU 21 (Bost, Stewart, Osby, Augustus, Bailey 3), MON 13 (Brown 4). Blocked Shots: MSU 13 (Varnado 8), MON 1 (Carlyle). Steals: MSU 8 (Bost, Benock 2), MON 12 (Ragan 3). Officials: Anthony Jordan, Jeff Nichols, Mike Stuart. Attendance: 2,621.

EXHIBITION 2

MSU 67, OKLAHOMA CITY 65

Nov. 8, 2008 • STARKVILLE, MS

Mississippi State utilized an 18-5 rally in the final minutes to overcome two-time defending NAIA national champion Oklahoma City 67-65 at Humphrey Coliseum in the season's final exhibition outing.

Junior Jarvis Varnado once again flirted with triple-double status in the contest by scoring 12 points, claiming a game-high 13 rebounds, and swatting eight shots after leading the nation in blocks a year ago. Varnado amassed 29 points, 25 rebounds and 16 blocks in State's two exhibition contests.

Senior Brian Johnson fell just a rebound shy of a double-double performance for the Bulldogs with 10 points on 5-of-7 shooting, while standout freshman Dee Bost tallied 11 points and six assists. Junior Barry Stewart and sophomore Ravern Johnson rounded out State scorers in double digits with 11 and 10 points, respectively.

Forward Jamarcus Ellis led the Stars with a game-high 26 points on 10-of-24 shooting along with five rebounds. Senior Sao Paulo, Brazil native Ricardo De Bem pitched in 11 points and seven rebounds while junior Davell Jackson also contributed 11 points.

The Bulldogs never led until the 1:41 mark of the second half when Ravern Johnson drained a 3-pointer for a 65-63 advantage. However, the Stars answered and evened the score on an Ellis jumper, but with 1:23 left, Varnado gave MSU the lead for good on a dunk.

Oklahoma City

Player	FG	3FG	FT	RB	PF	PT	A	Min
Telo f	3-7	0-3	2-3	4	2	8	2	32
Phillips f	2-5	1-4	0-0	4	4	5	1	28
De Bem c	5-13	0-0	1-3	7	3	11	1	27
Ellis g	10-24	5-11	1-2	5	1	26	2	40
Jackson g	5-11	0-0	1-4	6	2	11	5	40
Jones	1-2	0-0	0-0	3	2	2	0	23
Lovelace	1-1	0-0	0-0	4	1	2	0	10
Team				5				
TOTALS	27-63	6-18	5-12	38	15	65	11	200

Mississippi State

Player	FG	3FG	FT	RB	PF	PT	A	Min
Osby f	0-4	0-2	0-0	0	3	0	0	12
Varnado f	4-10	0-0	4-7	13	2	12	1	24
R. Johnson g	4-9	1-4	1-2	5	1	10	1	24
Bost g	3-7	3-6	2-2	2	3	11	6	24
Stewart g	3-11	3-7	2-2	2	0	11	1	24
Holcombe	1-6	0-1	0-0	4	1	2	0	16
Benock	0-3	0-3	0-0	1	1	0	1	16
Augustus	1-2	0-0	0-0	2	0	2	0	6
Turner	1-3	1-2	0-0	1	2	3	0	16
B. Johnson	5-7	0-0	0-1	9	1	10	1	22
Bailey	3-11	0-0	0-3	10	2	6	0	16
Team				4				
TOTALS	25-73	8-25	9-17	53	16	67	11	200

Halftime: OCU 31 MSU 27. FG%: MSU 34.2%, OCU 42.9%. 3FG%: MSU 32.0%, OCU 33.3%. FT%: MSU 52.9%, OCU 41.7%. Turnovers: MSU 19 (Turner 4), OCU 17 (Ellis 6). Blocked Shots: MSU 11 (Varnado 8), OCU 1 (De Bem 1). Steals: MSU 6 (Six with 1), OCU 11 (Three with 3). Officials: Mike Stuart, Patrick Evans, Chuck Jones. Attendance: 2,592.

GAME 1

MSU 77, CENTENARY 55

Nov. 15, 2008 • STARKVILLE, MS

Mississippi State's Ravern Johnson hit five 3-point baskets and scored a team-high 15 points as the Bulldogs defeated Centenary College 77-55 in a season-opening men's basketball game at Humphrey Coliseum.

The Bulldogs scored the game's first seven points and never trailed in the contest. MSU improved to 9-2 in season openers under coach Rick Stansbury and 76-21 all-time.

MSU set the tone from 3-point range early. Dee Bost and Johnson hit back-to-back 3-pointers to help the Bulldogs spring from the gates. Those two treys would be the first of 10 for the hosts in the contest. The early lead stretched to double digits at 17-7 on a jumper from Riley Benock.

In the opening half, the Bulldogs used a five-on-five rotation as the search for consistency and set lineups will continue in non-conference play. Another 7-0 run allowed the Bulldogs to take their largest first-half lead, at 30-15. In the opening half, the Bulldogs only shot 36.7 percent from the field, yet managed a 34-20 lead at the intermission.

In the second half, the defensive pressure allowed the lead to grow quickly. A jumper by Jacquiese Holcombe ran the advantage to 51-31 with 13:03 remaining. MSU took its largest lead at 27 points on two different occasions in the closing minutes.

Also scoring in double-digits for MSU were Barry Stewart and Elgin Bailey with 13 and 10 points, respectively.

Nick Stallings paced the Gents with 16 points.

Centenary (0-1)

Player	FG	3FG	FT	RB	PF	PT	A	Min
Bohnam f	2-5	0-0	0-1	4	3	4	1	25
Stallings g	6-17	4-7	0-0	7	3	16	1	29
Adams g	4-13	4-8	3-4	6	2	15	6	35
Redus g	2-9	0-2	3-4	1	4	7	2	29
Starring g	1-9	0-3	0-1	2	0	2	0	24
Tubner	0-2	0-1	0-0	4	1	0	2	19
Gatlin	4-8	1-1	0-0	7	0	9	0	27
Hill	0-0	0-0	0-0	0	0	0	0	1
Harris	1-2	0-0	0-2	1	2	2	0	11
Team				6				
TOTALS	20-65	9-22	6-12	38	15	55	12	200

Mississippi State (1-0)

Player	FG	3FG	FT	RB	PF	PT	A	Min
Augustus f	2-3	0-0	2-2	3	2	6	2	17
Varnado f	3-6	0-0	3-5	11	1	9	1	25
R. Johnson g	5-9	5-8	0-0	3	1	15	3	24
Bost g	3-8	2-4	1-2	3	2	9	4	23
Stewart g	4-8	2-4	3-4	3	3	13	1	23
Holcombe	1-2	0-1	0-0	1	2	2	1	17
Osby	1-4	0-1	2-3	7	1	4	1	19
Gay	0-0	0-0	0-0	1	0	0	0	2
Benock	3-3	1-1	0-0	1	0	7	2	15
Luczak	0-0	0-0	0-0	0	0	0	0	2
Turner	1-4	0-3	0-0	5	3	2	2	15
Bolen	0-0	0-0	0-0	0	0	0	0	2
Bailey	4-11	0-0	2-4	3	1	10	0	16
Team				4				
TOTALS	27-48	10-22	13-20	45	16	77	17	200

Halftime: MSU 34 CEN 20. FG%: MSU 46.6%, CEN 30.8%. 3FG%: MSU 45.5%, CEN 40.9%. FT%: MSU 65.0%, CEN 50.0%. Turnovers: MSU 17 (Stewart 4), CEN 18 (Gatlin 4). Blocked Shots: MSU 16 (Varnado 7), CEN 4 (Bonham 2). Steals: MSU 12 (Stewart 4), CEN 11 (Adams 4). Officials: Doug Shows, Ron Groover, Tracy Woodson. Attendance: 8,063.

GAME 2

MSU 78, LOUISIANA-MONROE 49 Nov. 17, 2008 • STARKVILLE, MS

Junior guard Barry Stewart connected on three of his six attempts from long range and scored 17 points to lead the Mississippi State Bulldogs to a commanding 78-49 victory against the visiting Louisiana-Monroe Warhawks.

Stewart finished the game 6-of-9 shooting to go along with an assist, block and steal. Jarvis Varnado swatted nine shots by halftime and finished with that total to go with 11 rebounds for the game. Outstanding freshman point guard Dee Bost handed out seven assists and shot 3 of 6 from behind the arc to score 14 points.

Sophomore big men Elgin Bailey and Kodi Augustus notched nine and eight boards, respectively, while sophomore shooting specialist Raven Johnson grabbed four rebounds and scored 10 points. Augustus also scored a career-high 12 points.

Starkville native, junior Jarvis Hill led the Warhawks with 19 points on 8-of-17 shooting and four rebounds.

State suffocated ULM from the tip as the Warhawks connected on just three of their first 16 attempts from the floor.

Conversely, State drained five of their first seven treys and never trailed en route to a 35-24 advantage at the half.

MSU quickly stormed out to a 55-35 lead in the second stanza on an 18-4 run, capped by a made three-point conversion from the charity stripe by Bailey. From that point forward the Bulldogs dominated the game, finishing on a 10-2 streak.

Louisiana-Monroe (1-1)

Player	FG	3FG	FT	RB	PF	PT	A	Min
Turner	f 1-2	0-0	0-0	3	4	2	0	21
Nweke	f 0-7	0-1	0-0	5	4	0	0	24
Hooper	g 5-16	1-5	3-8	5	3	14	1	34
Hill	g 8-17	1-7	2-4	4	3	19	0	28
Roberts	g 0-0	0-0	0-0	1	0	0	0	13
Forbes	1-1	1-1	0-0	0	0	3	0	3
Williams	0-5	0-2	0-0	0	0	0	1	12
Lassiter	0-4	0-1	0-0	0	3	0	2	15
Averette	0-2	0-1	0-0	2	1	0	2	12
Thomas	3-8	1-2	0-0	4	3	7	2	16
Hampton	2-6	0-0	0-2	3	4	4	0	19
Garrison	0-1	0-1	0-0	0	0	0	0	3
Team				9				
TOTALS	20-69	4-21	5-14	36	25	49	8	200

Mississippi State (2-0)

Player	FG	3FG	FT	RB	PF	PT	A	Min
Augustus	f 4-5	1-1	3-3	8	2	12	2	21
Varnado	f 1-4	0-0	0-1	11	1	2	1	27
R. Johnson	g 4-9	2-4	0-1	4	2	10	2	27
Bost	g 4-9	3-6	3-4	3	1	14	7	26
Stewart	g 6-9	3-6	2-4	1	3	17	1	26
Holcombe	2-3	0-1	0-0	2	3	4	0	12
Osby	2-4	0-0	3-3	2	2	7	0	14
Gay	0-0	0-0	0-0	0	0	0	0	1
Benock	0-2	0-2	0-0	2	2	0	2	12
Luczak	1-1	0-0	0-0	0	0	2	0	1
Turner	1-3	0-1	1-2	2	1	3	4	14
Bolen	0-0	0-0	0-0	0	0	0	0	2
Bailey	3-7	0-0	1-1	9	1	7	1	17
Team				6				
TOTALS	28-56	9-21	13-19	50	18	78	20	200

Halftime: MSU 35 ULM 24. FG%: MSU 50.0%, ULM 29.0%. 3FG%: MSU 42.9%, ULM 19.0%. FT%: MSU 68.4%, ULM 35.7%. Turnovers: MSU 20 (Varnado, Stewart, Bailey 3), ULM 13 (Roberts, Lassiter 2). Blocked Shots: MSU 12 (Varnado 9), ULM 0. Steals: MSU 4 (4 tied with 1), ULM 7 (Turner, Hill 2). Officials: J.B. Caldwell, Tom Eades, Chuck Jones. Attendance: 8,732

GAME 3

MSU 102, NORTH ALABAMA 61 Nov. 19, 2008 • STARKVILLE, MS

Junior Jarvis Varnado blocked seven shots and matched a career-high 16 points to power the Bulldogs to a 102-61 victory against the North Alabama Lions in first-round action of the Legends Classic at Humphrey Coliseum.

He also slammed the boards for 14 rebounds to record his first double-double of the young season. Tying for the team lead was fellow junior Barry Stewart, who drained 3-of-5 treys for 16 points. Sophomores Elgin Bailey and Kodi Augustus continued their solid play with a combined 18 points and 12 rebounds, while Bailey had 10 points.

Freshman Romero Osby finished with 15 points, while Dee Bost tallied 10 assists.

MSU, which hasn't trailed at all this year, stormed out of the gates behind three Varnado blocks in the first three minutes, while hitting five of their first seven attempts from the floor. Midway through the first half, State staked a 20-2 run, sparked by back-to-back threes from Osby and sophomore Riley Benock to hold a 48-30 halftime advantage.

North Alabama took the initiative into the second stanza, however, by scoring six straight points to start the half.

MSU eclipsed the 100-point mark for the first time since scoring 101 against Bradley in the second round of the NIT in 2007, while State's bench accomplished a rare feat by combining for an impressive total of 47 points.

Following suit, the Dawgs put up an outstanding number on the boards, outrebounding UNA, 51-27.

North Alabama (2-1)

Player	FG	3FG	FT	RB	PF	PT	A	Min
Gay	f 2-12	1-3	0-0	5	1	5	1	32
Fraise	f 7-22	1-5	2-3	5	1	17	2	34
Collins	g 0-4	0-3	0-0	2	3	0	1	22
Johnson	g 4-10	2-4	0-0	3	2	10	3	28
Redden	g 6-9	2-4	2-2	3	3	16	1	26
Speight	0-3	0-1	4-8	3	0	4	0	15
McCants	1-1	0-0	0-2	0	1	2	0	11
Deegan	1-1	1-1	0-0	0	0	3	0	5
Lima	2-6	0-0	0-0	2	5	4	0	13
Hunter	0-4	0-1	0-0	3	4	0	2	14
Team				1				
TOTALS	23-72	7-22	8-15	27	20	61	10	200

Mississippi State (3-0)

Player	FG	3FG	FT	RB	PF	PT	A	Min
Augustus	f 3-5	0-2	2-2	7	1	8	0	22
Varnado	f 6-7	0-0	4-4	14	1	16	0	22
R. Johnson	g 3-7	2-5	0-0	2	1	8	1	23
Bost	g 2-5	1-3	2-2	2	2	7	10	23
Stewart	g 5-8	3-5	3-4	2	2	16	1	22
Holcombe	2-5	0-1	0-0	5	0	4	0	18
Osby	5-9	1-3	4-4	3	0	15	0	18
Gay	0-0	0-0	0-0	0	0	0	0	1
Benock	3-4	2-3	0-0	1	4	8	1	13
Luczak	0-0	0-0	0-0	0	0	0	0	2
Turner	2-4	2-3	2-2	4	0	8	3	16
Bolen	1-1	0-0	0-0	0	0	2	1	4
Bailey	2-4	0-0	6-8	5	1	10	2	16
Team				6				
TOTALS	34-59	11-25	23-26	51	12	102	17	200

Halftime: MSU 48, UNA 30. FG%: MSU 57.6%, UNA 31.9%. 3FG%: MSU 44.0%, UNA 31.8%. FT%: MSU 88.5%, UNA 53.3%. Turnovers: MSU 21 (Bost 5), UNA 15 (Johnson, Lima, Hunter 3). Blocked Shots: MSU 13 (Varnado 7), UNA 2 (Lima, Hunger 1). Steals: MSU 10 (Turner 3), UNA 12 (Speight 3). Officials: James Barker, Gerrald Drummond, Chuck Jones. Attendance: 8,579.

GAME 4

MSU 84, FAIRLEIGH DICKINSON 58 Nov. 22, 2008 • STARKVILLE, MS

Junior Jarvis Varnado blocked eight shots and became Mississippi State's all-time leader in that category as the Bulldogs upended Fairleigh Dickinson in the second round of the Legends Classic, 84-58, at Humphrey Coliseum.

Varnado, who also recorded his second-straight double-double with 14 points and 16 rebounds, broke Erick Dampier's total of 249 blocks set from 1994-96.

As a team, MSU swatted away 15 shots, one shy of tying the school record set last year against Georgia.

The Bulldogs, who led from start to finish, also forced 19 turnovers and collected seven steals, while limiting the Knights to 16-of-66 shooting after misfiring on their first 16 shots.

Offensively, Barry Stewart and Raven Johnson rounded out the double-digit scoring with 12 and 11 points, respectively.

Sophomore Phil Turner tied a season high with eight points on 3-of-4 shooting while freshman Twany Beckham notched two steals and four points in his Maroon and White debut.

FDU junior guard Cameron Tyler hit just 3 of his 15 attempts from the floor but managed 16 points to lead the Knights in scoring, followed by Terence Grier with 10.

MSU freshman point guard Dee Bost handed out six assists to give him an SEC-best 27, and the Bulldogs improved to 4-0 for the first time since 2003-04.

Fairleigh Dickinson (0-3)

Player	FG	3FG	FT	RB	PF	PT	A	Min
Baptiste	f 1-12	1-5	2-2	11	1	5	0	21
Svrclik	f 3-11	0-3	3-4	8	4	9	0	37
Galvin	g 0-4	0-0	3-4	7	4	3	2	23
Fernley	g 1-1	1-1	0-0	0	0	3	0	7
Blackgrove	g 0-0	0-0	0-0	0	0	0	0	4
Grier	3-5	1-1	3-4	3	3	10	0	17
Stasyszyn	0-3	0-2	0-0	1	2	0	0	17
Tyler	3-15	1-4	9-21	1	2	16	3	33
Moore	3-9	1-5	0-0	8	0	7	1	21
Mofunanya	2-6	0-0	1-4	8	5	5	1	20
Team				3				
TOTALS	16-66	5-21	21-39	50	21	58	7	200

Mississippi State (4-0)

Player	FG	3FG	FT	RB	PF	PT	A	Min
Augustus	f 3-3	0-0	0-0	6	5	6	1	15
Varnado	f 5-9	0-0	4-7	16	2	14	1	24
R. Johnson	g 4-10	3-6	0-0	4	1	11	0	23
Bost	g 2-8	0-4	2-4	1	3	6	6	24
Stewart	g 4-9	2-5	2-4	2	1	12	2	23
Holcombe	0-1	0-1	1-2	0	3	1	0	10
Beckham	2-2	0-0	0-1	2	2	4	2	10
Osby	3-7	1-3	2-2	5	3	9	1	23
Gay	0-0	0-0	0-0	0	0	0	0	1
Benock	2-4	2-4	0-0	1	1	6	1	17
Turner	3-4	1-1	1-2	3	3	8	1	11
Bolen	0-0	0-0	0-0	0	0	0	0	2
Bailey	2-2	0-0	3-6	4	5	7	0	17
Team				2				
TOTALS	30-59	9-24	15-28	45	29	84	15	200

Halftime: MSU 43, FDU 19. FG%: MSU 50.8%, FDU 24.2%. 3FG%: MSU 37.5%, FDU 23.8%. FT%: MSU 53.6%, FDU 53.8%. Turnovers: MSU 16 (Bost 4), FDU 19 (Mofunanya 5). Blocked Shots: MSU 15 (Varnado 8), FDU 3 (Mofunanya 2). Steals: MSU 7 (Beckham 2), FDU 5 (Moore 2). Officials: Frank Raposo, Tim Ebersol, Scott Bolnick. Attendance: 9,028

GAME 5

MSU 76, ST. BONAVENTURE 71 Nov. 25, 2008 • OLEAN, NY

Mississippi State scored the game's final five points to hold off St. Bonaventure 76-71 in front of a sellout crowd at the Reilly Center.

The Bulldogs won their first road game of the young season and moved to 5-0 for the first time since the 2003-04 squad won their first 13 games. Still, the contest was not without its dramatic moments at the end. MSU appeared to have things well in hand, taking a 63-48 lead with 9:31 remaining.

However, defensive pressure and some turnovers allowed the Bonnies to stage one final rally. SBU tied the game 71-all on a 3-point basket from Chris Matthews, capping a 10-2 run. The tie was short lived as Twany Beckham broke the tie by hitting one of two free throws with 1:21 remaining. A basket by Ravern Johnson upped the advantage with 18 seconds remaining. Johnson returned to the line to sink a pair of game-clinching free throws with one second left.

Jarvis Varnado had a huge night for the Bulldogs with 19 points, 12 rebounds and six blocks. Ravern Johnson added 18 points and seven rebounds for the Bulldogs.

Ray Blackburn paced the Bonnies with 22 points. Andrew Nicholson scored 13 points, while Chris Matthews and Jonathan Hall each added 10 points.

For the contest, the Bulldogs shot 42.4 percent from the floor (25 of 59) and was 5 of 13 from 3-point range.

Mississippi State (5-0)

Player	FG	3FG	FT	RB	PF	PT	A	Min
R. Johnson g	6-9	2-3	4-4	7	1	18	1	29
Augustus f	2-6	0-1	0-1	6	4	4	1	19
Varnado c	7-12	0-0	5-7	12	3	19	0	34
Bost g	1-8	0-1	4-5	4	2	6	2	20
Stewart g	1-9	1-4	0-0	3	3	3	4	32
Beckham	2-3	0-0	4-6	1	1	8	3	20
Osby	3-4	0-0	0-0	4	5	6	0	18
Benock	2-3	2-3	0-0	10	0	6	0	8
Turner	1-4	0-1	4-4	3	0	6	3	14
Bailey	0-1	0-0	0-0	1	2	0	0	6
Team				4				
TOTALS	25-59	5-13	21-27	46	21	76	14	200

St. Bonaventure (3-2)

Player	FG	3FG	FT	RB	PF	PT	A	Min
Nicholson f	6-11	0-0	1-4	9	3	13	0	27
Carter f	3-9	0-1	1-2	5	1	7	0	14
Matthews g	4-11	2-6	0-0	6	4	10	1	35
Hall g	4-10	0-1	2-2	2	4	10	1	31
Eleby g	0-6	0-0	1-4	3	4	1	4	24
Blackburn	6-11	3-3	7-8	1	4	22	4	30
Thomas	2-3	0-0	1-2	2	3	5	0	11
Benson	0-0	0-0	0-0	0	0	0	0	4
Cook	0-2	0-0	0-0	2	1	0	1	13
Davenport	1-4	0-2	1-1	1	1	3	0	11
Team				5				
TOTALS	26-67	5-13	14-23	36	25	71	11	200

Halftime: MSU 36, SBU 34. FG%: MSU 42.4%, SBU 38.8%. 3FG%: MSU 38.5%, SBU 38.5%. FT%: MSU 77.8%, SBU 60.9%. Turnovers: MSU 24 (Bost 6), SBU 17 (Hall 5). Blocked Shots: MSU 7 (Varnado 6), SBU 4 (Nicholson, Davenport 2). Steals: MSU 7 (Bost 3), SBU 9 (Hall 5). Officials: Mike Roberts, James Reeding, Gene Crawford. Attendance: 5,111.

GAME 6

WASHINGTON STATE 63, MSU 52 Nov. 28, 2008 • NEWARK, NJ

A spirited second-half rally fell short as Mississippi State dropped a 63-52 decision to Washington State in a semifinal round matchup of the Legends Classic at the Prudential Center.

The Bulldogs trailed by as many as 17 midway through the second half. A 9-0 run helped MSU cut the deficit to six before a more-experienced Cougars squad pulled away for the final margin.

MSU lost for the first time on the young season, falling to 5-1. Washington State, a member of the Pac 10 Conference, improved to 5-0.

The lead changed hands on a couple of occasions in the opening half. A Barry Stewart 3-point basket gave MSU its largest lead of the afternoon at 18-15, but WSU ended the half on a 20-8 run. That run including a pair of baskets from Aron Baynes, who was 6 of 6 in the opening half.

In the second frame, WSU's physical defense in the opening stages allowed the Cougars to stretch the advantage to 52-35 with less than 10 minutes remaining. But another 3-point basket by Stewart sparked a 9-0 run as the Bulldogs closed the deficit to 52-44. MSU would then cut the lead to six points, before making turnovers on three of the game's next four possessions.

Kodi Augustus and Stewart each had 10 points to pace the Bulldogs. Dee Bost added eight points, while Romero Osby and Ravern Johnson each added seven.

Mississippi State (5-1)

Player	FG	3FG	FT	RB	PF	PT	A	Min
R. Johnson g	3-7	1-1	0-0	2	3	7	1	30
Augustus f	2-7	1-3	5-6	4	2	10	0	27
Varnado c	1-3	0-0	0-2	5	0	2	1	25
Bost g	0-5	1-3	5-6	7	5	8	3	30
Stewart g	3-10	2-5	2-2	2	3	10	0	30
Beckham	0-2	0-0	1-2	0	0	1	1	10
Osby	3-6	0-1	3-4	0	1	7	0	13
Benock	0-0	0-0	0-0	1	0	0	1	10
Turner	2-3	1-1	0-0	4	2	5	0	10
Bailey	1-3	0-0	0-1	3	2	2	0	15
Team				3				
TOTALS	15-46	6-14	16-23	31	18	52	7	200

Washington State (5-0)

Player	FG	3FG	FT	RB	PF	PT	A	Min
Harmeling f	1-4	0-3	2-2	0	2	4	0	26
Baynes c	8-10	0-0	1-3	4	5	17	0	22
Thompson g	7-14	1-5	4-4	10	1	19	1	37
Koprivica g	3-7	1-2	0-1	6	2	7	3	36
Rochestie g	2-14	0-3	4-5	3	1	8	5	37
Capers	0-0	0-0	0-0	1	0	0	0	10
Casto	2-4	0-0	0-0	2	4	4	0	16
Forrest	2-5	0-0	0-0	5	4	4	1	16
Team				4				
TOTALS	25-58	2-13	11-15	35	19	63	10	200

Halftime: WSU 35, MSU 26. FG%: MSU 32.6%, WSU 43.1%. 3FG%: MSU 42.9%, WSU 15.4%. FT%: MSU 69.6%, WSU 73.3%. Turnovers: MSU 20 (R. Johnson 5), WSU 12 (Rochestie 4). Blocked Shots: MSU 8 (Varnado 4), WSU 4 (Baynes 2). Steals: MSU 7 (Bailey 2), WSU 11 (Rochestie 4). Officials: Mike Wood, Tony Hawkins, Brent Hampton. Attendance: 3,510.

GAME 7

TEXAS TECH 77, MSU 73 Nov. 29, 2008 • NEWARK, NJ

Mississippi State could not match a hot-shooting Texas Tech ball club and fell to the Red Raiders 77-73 in the third place game of the Legends Classic at the Prudential Center.

Known for an always-shooting offensive attack, the Red Raiders rammed home 10 3-point baskets to earn the victory.

MSU, which has started the season strong from the foul line, could not convert Saturday, as the Bulldogs only hit 17 of 31 free throws in the contest.

Trailing 9-5, Texas Tech used a 14-1 run to take the lead for good in the basketball game. The Red Raiders led by as many as 11 in the opening half and took a 42-34 lead into the intermission.

The Bulldogs used a strong offensive second half from Kodi Augustus and strong inside play from Jarvis Varnado to crawl back into the game. Still the Bulldogs never could get over the hump. Dee Bost rammed home a 3-pointer to cut the deficit to 49-47 with 14:00 remaining.

MSU trailed by no more than seven points but also could get no closer than that two-point spread the rest of the way.

For the Bulldogs, Augustus and Bost each had 16 points for game-high honors. Bost hit three 3-point baskets. Varnado added 11 points, while Ravern Johnson scored nine points. Varnado also had a team-high 10 rebounds.

John Roberson led Texas Tech with 13 points, while Okorie and Tyree Graham each added 11 points.

Texas Tech (6-1)

Player	FG	3FG	FT	RB	PF	PT	A	Min
Roberts f	2-4	0-0	0-0	4	3	4	0	16
Cook f	3-7	2-4	2-4	4	2	10	0	25
Voskuil g	4-10	2-5	0-0	4	3	10	5	32
Roberson g	4-9	2-3	3-3	3	4	13	3	26
Okorie g	4-13	1-3	2-3	6	0	11	0	23
Graham	3-11	2-4	3-3	2	2	11	1	28
Lewandowski	1-1	0-0	0-0	1	0	2	0	3
Prince	1-1	0-0	0-0	2	2	2	2	10
Cohadarevic	2-3	0-1	2-3	2	4	6	1	18
Singletary	2-5	1-2	3-4	6	2	8	1	19
Team				5				
TOTALS	26-64	10-22	15-20	39	22	77	13	200

Mississippi State (5-2)

Player	FG	3FG	FT	RB	PF	PT	A	Min
R. Johnson g	4-10	1-5	0-0	7	3	9	2	32
Augustus f	6-12	0-2	4-5	9	3	16	0	25
Varnado c	4-6	0-0	3-4	10	3	11	1	27
Bost g	6-16	3-6	1-4	4	4	16	3	32
Stewart g	2-8	0-5	1-4	4	4	5	1	28
Beckham	2-3	0-0	0-0	1	0	4	0	8
Osby	0-1	0-0	7-10	6	2	7	0	15
Benock	0-4	0-2	0-0	2	0	0	0	12
Turner	1-2	0-0	0-0	1	0	2	0	8
Bailey	1-3	0-0	10-4	3	1	3	0	13
Team				1				
TOTALS	26-65	4-2	17-31	48	20	73	7	200

Halftime: TTU 42, MSU 34. FG%: MSU 40.0%, TTU 40.6%. 3FG%: MSU 20.0%, TTU 45.5%. FT%: MSU 54.8%, TTU 75.0%. Turnovers: MSU 11 (Augustus 3), TTU 10 (Roberson, Singletary 3). Blocked Shots: MSU 9 (Varnado, Stewart, Bailey 2), TTU 2 (Cook 2). Steals: MSU 6 (Bost 3), TTU 3 (Prince 2). Officials: Ray Natilli, Tony Hawkins, Brian Dorsey. Attendance: 2,991.

GAME 8

MSU 76, ALABAMA STATE 67 DEC. 6, 2008 • STARKVILLE, MS

An explosive game from All-America candidate Jarvis Varnado led the Mississippi State Bulldogs to a 76-67 victory against the visiting Alabama State Hornets at Humphrey Coliseum.

Varnado recorded several career highs in the game, including 22 points on a career-most 10 made field goals in just 13 attempts. Varnado also notched nine boards and eight swats.

Following just behind Varnado was outstanding sophomore shooting guard Ravern Johnson, who also set a new career mark in points scored with 21 on a career-best seven field goals made. Johnson also drained 3-of-4 three-pointers and grabbed five rebounds. Rounding out State scorers in double digits was freshman point guard Dee Bost with 10. He also had five assists.

Senior guard Andrew Hayles led the Hornets with 16 points on 6-of-16 shooting while senior forward Chief Kickingstallionsims totaled six blocks and 12 points.

The Bulldogs registered their largest lead of the game midway through the first half, leading 24-12. The Hornets came storming back, however, and tied the score with a jumper from senior Brandon Brooks with just 3:05 remaining in the half. State nursed a 38-37 halftime advantage.

MSU held a small lead throughout the second half but saw Alabama State hit back-to-back three-pointers to close the gap to 60-57 at the 6:22 mark.

Alabama State (1-5)

Player	FG	3FG	FT	RB	PF	PT	A	Min
Provitt	f	0-0	0-0	2	5	0	0	15
Kickingstall	c	5-13	0-0	2-4	5	3	12	1 23
Hayles	g	6-16	2-9	2-2	3	2	16	0 36
Brooks	g	6-8	0-2	2-2	5	2	14	5 35
White	g	1-6	0-2	0-0	3	0	2	1 23
Middlebrooks		0-1	0-1	0-0	0	3	0	1 9
Butler		2-4	1-2	0-0	0	3	5	1 18
Mundadi		5-8	4-7	0-0	5	4	14	0 24
Fitch		2-6	0-0	0-0	1	1	4	0 17
Team				5				
TOTALS		27-62	7-23	6-8	29	23	67	9 200

Mississippi State (6-2)

Player	FG	3FG	FT	RB	PF	PT	A	Min
Augustus	f	0-4	0-0	4-4	1	0	4	0 20
Varnado	f	10-13	0-0	2-4	9	2	22	1 32
R. Johnson	g	7-10	3-4	4-5	5	1	21	1 35
Bost	g	2-5	1-2	5-6	1	3	10	5 27
Stewart	g	3-9	1-4	1-3	5	2	8	5 34
Beckham		2-3	0-0	0-0	1	0	4	0 13
Osby		1-4	0-0	3-6	6	3	5	1 20
Benock		0-0	0-0	0-0	2	0	0	0 6
Turner		0-0	0-0	0-0	2	0	0	1 5
Bailey		1-4	0-0	0-0	1	1	2	0 8
Team				4				
TOTALS		26-52	5-10	19-28	37	12	76	14 200

Halftime: MSU 38, ASU 37. FG%: MSU 50.0%, ASU 43.5%. 3FG%: MSU 50.0%, ASU 30.4%. FT%: MSU 67.9%, ASU 75.0%. Turnovers: MSU 14 (Bost 4), ASU 14 (Brooks 6). Blocked Shots: MSU 18 (Varnado 8), ASU 8 (Kickingstallionsims 6). Steals: MSU 5 (Varnado, Bost 2), ASU 5 (Butler, Fitch 2). Officials: Mike Stuart, Billy Dunlap, Tim Gattis. Attendance: 7,959.

GAME 9

CHARLOTTE 70, MSU 64 DEC. 10, 2008 • STARKVILLE, MS

A furious run in the final minutes fell short for Mississippi State as the Bulldogs dropped a 70-64 decision to the visiting Charlotte 49ers at Humphrey Coliseum.

After trailing by as many as 24 points with 7:14 remaining in the game, a dunk by junior Barry Stewart woke up the Bulldogs, as they outscored Charlotte 22-4 the rest of the way.

Still, the deficit was too much to overcome to pick up the win. With the loss, Mississippi State dropped its first home contest in the last 10 outings at Humphrey Coliseum.

State had won 13 of its last 14 at home.

Freshman point guard Dee Bost hit a season-high 6-of-8 free throws to lead MSU in scoring with 15 points, while fellow freshman Romero Osby drained a perfect 4-of-4 free throws to record 10, his second double-digit performance of the season.

Stewart also connected on all four of his free throw attempts for 10 points to round out State scorers in double digits.

Senior forward Lamont Mack notched a game-high 19 points and eight rebounds to lead the 49ers.

State managed just 17 field goals, tied for eighth-least under Stansbury's leadership. Following suit, tonight's 30.1% mark from the field was the Bulldogs' fourth-worst under Stansbury and worst since 2005. Wednesday also marked Charlotte's first-ever win against MSU.

Charlotte (3-6)

Player	FG	3FG	FT	RB	PF	PT	A	Min
Coley	f	2-8	0-0	1-2	3	4	5	1 21
Mack	f	8-15	3-8	0-2	8	4	19	0 26
Wilderness	f	3-9	0-1	4-5	2	2	10	1 27
Harris	g	3-7	1-2	4-6	3	0	11	5 36
Coleman	g	4-9	2-5	0-0	5	2	10	0 22
Ngoundjo		0-1	0-0	0-0	6	4	0	0 6
Andersen		2-8	2-5	0-0	5	1	6	0 24
Jones		4-8	0-0	1-0	7	5	9	0 21
Dewhurst		0-2	0-0	0-0	0	1	0	0 17
Team				6				
TOTALS		26-67	8-21	10-16	45	23	70	7 200

Mississippi State (6-3)

Player	FG	3FG	FT	RB	PF	PT	A	Min
Augustus	f	0-4	0-1	0-0	5	1	0	0 10
Varnado	f	3-7	0-0	2-6	9	1	8	3 36
R. Johnson	g	2-7	2-6	1-2	5	1	7	0 33
Bost	g	3-10	3-8	6-8	0	4	15	1 32
Stewart	g	3-15	0-8	4-4	6	1	10	0 38
Holcombe		1-1	0-0	3-3	2	0	5	0 7
Beckham		0-1	0-0	0-2	1	1	0	3 6
Osby		3-6	0-1	4-4	6	3	10	0 22
Benock		0-0	0-0	0-0	0	0	0	0 2
Turner		1-2	1-2	2-2	3	2	5	0 8
Bailey		1-2	0-0	2-2	2	1	4	0 6
Team				3				
TOTALS		17-55	6-26	24-33	42	15	64	7 200

Halftime: UNCC 36, MSU 20. FG%: MSU 30.9%, UNCC 38.8%. 3FG%: MSU 23.1%, UNCC 38.1%. FT%: MSU 72.7%, UNCC 62.5%. Turnovers: MSU 11 (Varnado 3), UNCC 11 (Mack 3). Blocked Shots: MSU 6 (Varnado 3), UNCC 2 (Mack, Jones 1). Steals: MSU 4 (Turner 2), UNCC 6 (Coley 3). Officials: Joe Lindsey, Tracy Woodson, Mike Roberts. Attendance: 8,635.

GAME 10

MSU 79, SOUTH ALABAMA 60 DEC. 13, 2008 • STARKVILLE, MS

Hot shooting and another powerful performance from star center Jarvis Varnado led Mississippi State to a 79-60 victory against South Alabama at Humphrey Coliseum.

Varnado put up eight points, six blocks and six rebounds by halftime to finish the game just a point shy of his career high of 22 points on 9-of-11 shooting, along with eight rebounds and six blocks.

Following their worst offensive production of the season against Charlotte, MSU hit 29 of its 54 shots for 53.7 percent, its second-best offensive performance of the season.

In his first start of the season, Phil Turner came up with a season-high 10 points on 3-of-6 shooting and a perfect 4 of 4 from the charity stripe, as well as recording four assists. Sophomore shooting specialist Ravern Johnson rounded out State scorers in double digits with 12 on a 3-of-4 effort from behind the arc.

Senior forward Brandon Davis was one of two Jaguars in double digits, leading USA with 19 points on 7-of-19 shooting. Senior guard Dominic Tilford put up 11 points after draining 3-of-6 treys.

MSU put the game out of reach in the second half after orchestrating a 15-0 run, sparked by a layup from freshman Dee Bost with 17:22 remaining in the game. MSU slowly stretched its lead throughout the remainder of the game.

Despite the win, the Bulldogs were out-rebounded 39-33 and are now 2-2 when losing the battle of the boards.

South Alabama (6-4)

Player	FG	3FG	FT	RB	PF	PT	A	Min
Davis	f	7-19	0-0	5-6	9	4	19	0 32
Douglas	f	3-7	0-0	2-7	5	2	8	0 30
Tilford	f	4-11	3-6	0-0	5	0	11	0 33
Watson	g	1-3	0-0	0-0	3	2	2	0 24
Ross	g	1-4	0-0	1-2	0	1	3	0 14
Coleman		1-4	1-3	3-4	5	3	6	0 16
Hayles		1-5	0-2	0-0	5	2	2	0 23
Sherrer		2-5	1-3	2-2	0	1	7	1 24
Ford		1-1	0-0	0-0	0	0	2	0 1
Tabet		0-0	0-0	0-0	0	1	0	0 3
Team				7				
TOTALS		21-59	5-14	13-21	39	16	60	1 200

Mississippi State (7-3)

Player	FG	3FG	FT	RB	PF	PT	A	Min
R. Johnson	f	4-8	3-4	1-1	3	2	12	0 26
Varnado	f	9-11	0-0	3-6	8	4	21	0 26
Bost	g	2-6	0-3	0-0	4	2	4	5 35
Stewart	g	2-7	0-1	0-0	0	0	4	0 18
Turner	g	3-6	0-2	4-4	2	3	10	4 21
Holcombe		2-2	1-1	0-1	2	1	5	0 13
Beckham		1-1	0-0	4-4	3	1	6	2 13
Osby		1-2	0-0	2-2	0	2	4	0 10
Gay		0-0	0-0	0-0	0	0	0	0 1
Bryant		0-0	0-0	0-0	0	0	0	1 1
Benock		0-4	0-3	0-0	1	1	0	2 14
Luczak		1-1	0-0	0-0	0	0	2	0 1
Augustus		2-3	0-0	3-4	1	0	7	0 7
Bolen		0-0	0-0	0-0	0	0	0	0 1
Bailey		2-3	0-0	0-2	3	3	4	0 13
Team				6				
TOTALS		29-54	4-14	17-24	33	19	79	14 200

Halftime: MSU 32, USA 29. FG%: MSU 53.7%, USA 35.6%. 3FG%: MSU 28.6%, USA 35.7%. FT%: MSU 70.8%, USA 61.9%. Turnovers: MSU 13 (Five with 2), USA 15 (Tilford, Coleman 4). Blocked Shots: MSU 9 (Varnado 6), USA 6 (Douglas 3). Steals: MSU 8 (Turner 2), USA 5 (Five with 1). Officials: Pat Adams, Jeff Nicholls, Ted Valentine. Attendance: 7,889.

GAME 11

CINCINNATI 75, MSU 63

DEC. 18, 2008 • CINCINNATI, OH

Things got away from the Mississippi State men's basketball team late in the first half as a half-ending 15-0 run sparked the Cincinnati Bearcats to a 75-63 victory at the U.S. Bank Arena.

The Bulldogs, however, did not go down without a fight. After sprinting to a 47-29 halftime advantage, the Bearcats tacked on the first four points of the final half. MSU then turned up the defensive pressure and ripped off a 19-4 run. Raven Johnson and Dee Bost each rammed home 3-point baskets during that run. Jarvis Varnado also continued his monster night in the paint. Varnado hit a layup to cap the run, cutting the UC lead to 57-50 with 9:22 remaining.

The Bulldogs would get no closer than seven points on two occasions in the final half.

Varnado led the Bulldogs offensive attack with 24 points and six rebounds in 31 minutes of play. The nation's premier shot blocker also added four blocks. Phil Turner was the other Bulldog in double figures with 12 points.

UC received a game-high 16 points from Deonta Vaughn. Also in double figures were Dion Dixon with 14 points, Yancy Gates with 12 points and Larry Davis with 12 points. Gates added a team-high nine rebounds.

The teams were close for most of the first half. The Bulldogs only held two leads in the game - at 6-5 and 16-15. That final lead came after a 6-0 run, which included a steal and layup by Turner. The Bulldogs closed within 29-27 on a putback with Varnado with 4:38 left in the half.

However after that made basket, it was all Bearcats, who closed the half on a 15-0 run. That run included four different 3-point baskets.

Cincinnati finished with a 41-27 rebounding advantage.

Mississippi State (7-4)

Player	FG	3FG	FT	RB	PF	PT	A	Min
R. Johnson	f 3-6	1-2	2-3	1	2	9	3	27
Varnado	f 10-13	0-0	4-4	6	3	24	0	31
Bost	g 1-10	0-6	0-1	2	2	2	3	28
Stewart	g 3-8	1-3	0-0	4	4	7	0	33
Turner	g 5-10	2-5	0-1	6	3	12	1	33
Holcombe	0-0	0-0	0-0	2	0	0	0	6
Beckham	0-0	0-0	0-0	1	0	0	4	15
Osby	2-4	0-1	1-1	1	1	5	0	11
Benock	0-1	0-1	0-0	1	0	0	0	7
Bailey	1-3	0-0	2-2	0	0	4	0	9
Team				3				
TOTALS	25-55	4-18	9-12	27	15	63	11	200

Cincinnati (8-2)

Player	FG	3FG	FT	RB	PF	PT	A	Min
Williams	f 1-3	0-0	2-2	4	4	4	0	18
Bishop	f 0-3	0-1	1-2	3	2	1	5	26
Gates	g 6-13	0-1	0-2	9	3	12	0	22
Dixon	g 3-7	2-4	6-9	3	0	14	1	25
Vaughn	g 6-14	4-11	0-0	7	1	16	6	38
Davis	4-6	4-5	0-0	0	2	12	3	20
Wilks	1-2	0-0	0-0	4	4	2	1	17
Mitchell	2-6	2-5	0-0	0	0	6	0	13
McClain	1-1	0-0	0-0	0	0	2	0	4
Toyloy	1-1	0-0	4-6	4	1	6	4	17
Team				7				
TOTALS	25-56	12-27	13-21	41	17	75	20	200

Halftime: UC 47, MSU 29. FG%: MSU 45.5%, UC 44.6%. 3FG%: MSU 22.2%, UC 44.4%. FT%: MSU 75.0%, UC 61.9%. Turnovers: MSU 13 (Stewart, Beckham 3), UC 15 (Toyloy 4). Blocked Shots: MSU 6 (Varnado 4), UC 2 (McClain 2). Steals: MSU 8 (Turner 3), UC 7 (Vaughn 3). Officials: Ed Corbett, Michael Stephens, Joe Lindsey. Attendance: 5,922.

GAME 12

MSU 74, NICHOLLS STATE 68

DEC. 22, 2008 • JACKSON, MS

Junior all-star Jarvis Varnado once again dominated for Mississippi State to lead the Bulldogs to a 74-68 triumph against the Nicholls State Colonels at Jackson's Mississippi Coliseum.

Varnado tied his career high with 24 points on 8-of-9 shooting. Currently leading the nation in blocks per outing with 6 per game, Varnado matched that total against the Colonels to go along with his six rebounds. He is also ranked ninth nationally and second in the Southeastern Conference in rebounding.

Sophomore Raven Johnson also had a career-best night with eight rebounds to go along with 11 points and two steals. Freshman Dee Bost jumped into the MSU all-time freshman assists Top 10 with six for a total of 55 on the season. Bost also claimed a career-high-tying five rebounds.

Sophomore Phil Turner rounded out State scorers in double digits with 11 on 9-of-12 shooting from the charity stripe coupled with five rebounds.

Nicholls State sophomore Anatoly Bose gave MSU fits from behind the arc, scoring a team-high 20 points on 4-of-6 shooting.

After carrying a comfortable 34-22 advantage out of halftime, Mississippi State stretched its lead to 20 (47-27) at the 16:05 mark with a Stewart trey. Refusing to lose intensity, the Colonels responded with a 16-5 run, capped by a Chris Iles jumper to close the MSU advantage to 61-51 with 6:28 remaining.

The hard work continued for NSU, as Bose hit back-to-back 3s to thin the Bulldog lead to just 68-62 with 2:54 left in the game. Mississippi State would register its last eight points from the free-throw stripe to secure the victory.

Nicholls State (6-5)

Player	FG	3FG	FT	RB	PF	PT	A	Min
Bathie	f 8-17	2-4	0-0	12	4	18	2	35
Bose	f 5-10	4-6	6-6	7	4	20	1	37
Payne	g 4-10	3-6	0-0	1	4	11	4	31
Hunter	g 2-10	1-5	0-0	3	0	5	0	15
Carter	g 2-4	0-1	0-0	5	5	4	1	32
Iles	3-7	1-3	0-0	3	4	7	1	17
Ford	0-2	0-2	0-0	0	3	0	2	13
Friend	1-5	0-5	0-0	2	0	3	1	13
McCallum	0-0	0-0	0-2	0	1	0	0	7
Team				0				
TOTALS	25-65	12-32	6-8	33	25	68	12	200

Mississippi State (8-4)

Player	FG	3FG	FT	RB	PF	PT	A	Min
Varnado	f 8-9	0-0	8-11	6	2	24	0	28
R. Johnson	g 4-10	1-3	2-2	8	1	11	2	31
Bost	g 0-1	0-0	3-4	5	1	3	6	33
Stewart	g 3-11	2-6	4-5	3	2	12	4	32
Turner	g 1-3	0-2	9-12	5	1	11	1	33
Beckham	1-1	0-0	0-0	0	1	2	0	7
Osby	1-2	0-1	0-0	2	4	2	0	8
Benock	2-6	2-6	2-2	3	1	8	0	15
Bolen	0-0	0-0	0-0	0	0	0	0	1
B. Johnson	0-1	0-0	1-2	2	0	1	0	12
Team				1				
TOTALS	20-44	5-18	29-38	35	13	74	13	200

Halftime: MSU 34, NSU 22. FG%: MSU 45.5%, NSU 38.5%. 3FG%: MSU 27.8%, NSU 37.5%. FT%: MSU 76.3%, NSU 75.0%. Turnovers: MSU 14 (Turner 4), NSU 12 (Payne 4). Blocked Shots: MSU 8 (Varnado 6), NSU 0. Steals: MSU 7 (R. Johnson, Turner 2), NSU 8 (Carter 6). Officials: Tony Green, Kevin Scott, Patrick Evans. Attendance: 3,421.

GAME 13

SAN DIEGO 64, MSU 61 OT

DEC. 30, 2008 • STARKVILLE, MS

In the first overtime session of the season for Mississippi State, the Bulldogs dropped a 64-61 decision at Humphrey Coliseum to the San Diego Toreros.

Tying a season high with 17 points, junior shooting guard Barry Stewart hit 6-of-7 free throws, dished out four assists and registered two steals to lead MSU, while freshman point guard Dee Bost put up 13 points and stole the ball a season-high four times. Sophomore Phil Turner also notched a season-high eight rebounds.

Jarvis Varnado recorded the team's only double-double, his fifth of the year, with 10 points and 13 rebounds. The junior also blocked six shots, placing him as just the fifth player in SEC history to register at least 300 blocks in a career.

Sophomore guard Trumaine Johnson led the Toreros with 17 points on 7-of-17 shooting while senior center Gyno Pomare also pulled down a double-double after scoring 10 points and claiming 15 rebounds.

After trailing 25-24 at halftime, State put together several small runs to gain a 40-32 lead with 14:23 remaining in regulation. San Diego responded with a 15-5 stretch as the game tightened toward the final minute.

A pair of Stewart free throws put MSU ahead 53-49 with 1:01 remaining, but Johnson responded with two free throws to pull within two at the 0:49.3 mark. After an MSU turnover, Pomare tipped the ball in to tie the score at 53-all. State had a chance to win in regulation, but missed three shots under the game in the closing seconds.

The two teams traded buckets for the majority of the extra stanza, but a jumper from junior guard De'Jon Jackson put the Toreros up by four with just 46 seconds left.

San Diego (7-7)

Player	FG	3FG	FT	RB	PF	PT	A	Min
Pomare	f 4-17	0-0	2-2	15	4	10	3	39
Jones	f 2-7	0-0	4-4	9	3	8	1	37
Ginty	g 3-3	1-1	0-0	3	3	7	0	29
Johnson	g 7-17	0-0	3-4	5	4	17	1	41
Dorr	g 2-4	1-2	0-0	2	1	5	2	37
Lewis	1-1	0-0	0-0	0	0	2	0	6
Brown	0-1	0-1	0-0	0	1	0	0	5
Jackson	5-9	0-0	3-4	4	1	13	1	24
Houston	0-0	0-0	0-2	0	0	0	0	1
Mafra	1-2	0-0	0-0	1	2	2	0	6
Team				1				
TOTALS	25-61	2-4	12-14	40	19	64	8	225

Mississippi State (8-5)

Player	FG	3FG	FT	RB	PF	PT	A	Min
Varnado	f 4-12	0-0	2-4	13	1	10	0	39
R. Johnson	g 4-10	1-5	0-0	4	1	9	1	37
Bost	g 4-8	2-5	3-6	1	4	13	1	36
Stewart	g 5-13	1-5	6-7	5	2	17	4	40
Turner	g 3-8	0-2	0-0	8	4	6	1	35
Beckham	1-2	0-0	1-4	3	0	3	0	9
Osby	1-3	1-2	0-0	0	0	3	0	10
Benock	0-0	0-0	0-0	1	0	0	0	13
B. Johnson	0-0	0-0	0-0	0	1	0	1	6
Team				1				
TOTALS	22-56	5-19	12-21	36	13	61	9	225

Halftime: USD 25, MSU 24. FG%: MSU 39.3%, USD 41.0%. 3FG%: MSU 26.3%, USD 50%. FT%: MSU 57.1%, USD 85.7%. Turnovers: MSU 16 (Bost 5), USD 14 (Jones 4). Blocked Shots: MSU 8 (Varnado 6), USD 1 (Pomare). Steals: MSU 7 (Bost 4), USD 10 (Johnson 6). Officials: Tony Green, Kevin Scott, Patrick Evans. Attendance: 8,273.

GAME 14

MSU 82, HOUSTON 65

JAN. 3, 2009 • STARKVILLE, MS

In its most well-balanced offensive attack of the season, Mississippi State dismantled the visiting Houston Cougars 82-65 at Humphrey Coliseum.

Three Bulldogs scored in double digits, led by sophomore guard Phil Turner's season-high 16 on 6-of-7 shooting from the floor, including a 3-of-4 effort from behind the arc. Fellow sophomore backcourt threat Ravern Johnson added 14 points and three assists while freshman big-man Romero Osby put up 13 after hitting 2-of-3 attempts from long range and grabbed seven boards.

Freshman point guard Dee Bost neared his season highs in both assists with eight and rebounds with six. Star center Jarvis Varnado led the squad with eight rebounds.

Junior guard Aubrey Coleman recorded the game's only double-double for the Cougars with 11 points and 10 rebounds, while fellow junior guard Kelvin Lewis led his team with 16 points on 5-of-20 shooting.

MSU led by as many as 28 points and began both halves on fire, scoring the first eight points of the first and outscoring the Cougars 20-4 in the first nine minutes of the second.

In those first minutes of the second stanza, Houston hit just one of its first 16 attempts from the field to finish the game with a 27.2 percent mark - the second-lowest efficiency for an MSU opponent this season.

The win was Mississippi State's first victory against Houston in six tries, dating back to 1963.

Houston (8-3)

Player	FG	3FG	FT	RB	PF	PT	A	Min
Calhoun	f 6-11	2-6	1-1	7	3	15	0	32
Cousin	c 1-9	0-0	4-7	8	2	6	1	22
Lewis	g 5-20	0-7	6-10	5	0	16	1	34
Wade	g 2-9	1-3	3-4	5	5	8	3	28
A. Coleman	g 4-13	0-0	3-5	10	1	11	1	30
S. Coleman	0-0	0-0	0-0	2	1	0	0	2
Nixon	1-3	0-1	2-2	0	0	4	0	13
Mosley	1-4	0-0	0-0	6	1	2	1	13
Williams	1-6	0-1	0-2	4	1	2	0	21
Moukoury	0-1	0-0	0-0	0	1	0	0	1
McGloster	0-0	0-0	1-2	2	4	1	0	4
Team				4				
TOTALS	21-76	3-18	20-33	53	19	65	7	200

Mississippi State (9-5)

Player	FG	3FG	FT	RB	PF	PT	A	Min
Varnado	f 1-4	0-0	2-2	8	2	4	1	16
R. Johnson	g 6-15	2-8	0-0	2	2	14	3	35
Bost	g 3-4	1-2	2-2	6	1	9	8	29
Stewart	g 2-7	2-5	1-2	7	3	7	0	24
Turner	g 6-7	3-4	1-2	5	0	16	1	22
Beckham	0-1	0-1	0-1	1	4	0	2	10
Osby	5-13	2-3	1-1	7	2	13	0	17
Gay	1-1	0-0	0-0	0	0	2	0	1
Bryant	0-0	0-0	0-0	0	1	0	0	1
Benock	1-2	1-2	1-2	2	4	4	2	17
Luczak	0-0	0-0	0-0	1	1	0	0	1
Bolen	0-1	0-0	0-0	0	0	0	1	3
B. Johnson	2-3	0-0	2-4	4	2	6	0	10
Bailey	3-7	0-0	1-2	2	3	7	0	14
Team				1				
TOTALS	22-56	5-19	12-21	36	13	61	9	200

Halftime: MSU 43, UH 31. FG%: MSU 46.2%, UH 27.6%. 3FG%: MSU 44.0%, UH 16.7%. FT%: MSU 61.1%, UH 60.6%. Turnovers: MSU 15 (Bost, B. Johnson 4), UH 9 (Calhoun, Cousin, Williams 2). Blocked Shots: MSU 5 (Varnado 3), UH 1 (S. Coleman). Steals: MSU 5 (Five with 1), UH 9 (Wade 4). Officials: Mike Thibodeaux, Terry Moore, Bill Kennedy. Attendance: 8,253.

GAME 15

MSU 95, WESTERN KENTUCKY 67

JAN. 5, 2009 • STARKVILLE, MS

Two shooters tallied record-breaking numbers as the Mississippi State Bulldogs exploded on offense to take down reigning Sweet Sixteen participant Western Kentucky Hilltoppers at Humphrey Coliseum.

Ravern Johnson fell just one point shy of his career high of 21 points by halftime and finished the night with 26 on a 6-of-7 mark from behind the arc - the best single-game performance all-time for an MSU player from that range. Johnson helped State match its best single-game team three-point total of 14.

Freshman Dee Bost surpassed his previous high point total with 18 on 7-of-12 shooting and added four rebounds while junior shooting specialist Barry Stewart set a new season mark with 18 points on a 4-of-6 performance from three. Ranked second in the league in rebounding, junior Jarvis Varnado grabbed 10 boards to help State gain a 32-30 rebounding advantage.

After a few close minutes to begin the game, State then held the Hilltoppers scoreless for over six minutes and put up a 17-0 run while forcing WKU to miss eight consecutive shots from the floor. MSU carried a 47-25 lead into the half.

Western Kentucky refused to let up in the second stanza however, and pulled to within 16 several times.

Mississippi State's 66.6 percent mark from the floor was the best single-game offensive efficiency of any Rick Stansbury squad.

Western Kentucky (9-5)

Player	FG	3FG	FT	RB	PF	PT	A	Min
Cvor	f 0-2	0-1	2-2	1	0	2	1	26
Pettigrew	c 6-11	1-3	0-1	4	3	13	0	33
Evans	g 8-12	0-0	3-5	10	3	19	0	32
Slaughter	g 7-17	4-7	0-1	3	2	18	1	25
M-Valdez	g 4-14	1-9	0-0	4	2	9	5	39
Kersch	3-6	0-1	0-2	2	0	6	0	15
Sallu	0-1	0-0	0-0	1	1	0	3	7
Walker	0-0	0-0	0-0	0	0	0	0	1
Aguilar	0-2	0-0	0-0	0	0	0	0	5
Komadinic	0-0	0-0	0-0	0	0	0	0	1
Magley	0-2	0-0	0-0	2	1	0	1	15
Maresca	0-0	0-0	0-0	0	0	0	0	1
Team				3				
TOTALS	28-67	6-21	5-11	30	12	67	11	200

Mississippi State (10-5)

Player	FG	3FG	FT	RB	PF	PT	A	Min
Varnado	f 2-6	0-0	2-2	10	4	6	1	23
R. Johnson	g 9-10	6-7	2-2	1	1	26	2	30
Bost	g 7-12	2-4	2-3	4	2	18	0	33
Stewart	g 6-9	4-6	2-2	3	1	18	3	32
Turner	g 3-5	0-2	0-0	4	3	6	2	23
Beckham	0-0	0-0	0-0	1	1	0	3	6
Osby	2-4	0-0	0-0	2	1	4	2	16
Gay	1-1	1-1	0-0	0	0	3	0	1
Bryant	0-0	0-0	0-0	0	0	0	1	1
Benock	2-3	1-2	0-0	1	0	5	0	15
Luczak	0-0	0-0	0-0	1	0	0	0	1
Bolen	0-0	0-0	0-0	0	0	0	0	2
B. Johnson	1-1	0-0	1-1	1	1	3	0	4
Bailey	2-2	0-0	2-2	2	3	6	1	13
Team				2				
TOTALS	35-53	14-22	11-12	32	17	95	15	200

Halftime: MSU 47, WKU 25. FG%: MSU 66.0%, WKU 41.8%. 3FG%: MSU 63.6%, WKU 28.6%. FT%: MSU 91.7%, WKU 45.5%. Turnovers: MSU 14 (Bost, 3), WKU 11 (Mendez-Valdez, Sally 3). Blocked Shots: MSU 2 (Varnado, Bailey 1), WKU 2 (Evans 2). Steals: MSU 7 (Stewart 2), WKU 7 (Evans, Sally 2). Officials: Mike Thibodeaux, Gary Maxwell, Tim Gaddis. Attendance: 7,674

GAME 16

MSU 70, ARKANSAS 56

JAN. 10, 2009 • FAYETTEVILLE, AR

Mississippi State opened up Southeastern Conference play with an impressive 70-56 win against Arkansas.

The Bulldogs again used the long ball - hitting 11 3-point baskets in the contest. A spirited defensive effort and 13-0 run midway through the second half added up to a huge road win as MSU squad that collected its third straight win.

The Bulldogs won their conference opener for the 17th time in the past 19 seasons and won for a fourth time ever in Fayetteville and third time ever in Bud Walton Arena.

Behind early 3-pointers from Barry Stewart and Ravern Johnson, the Bulldogs sprinted to a 10-2 advantage. Arkansas battled back for a 24-23 advantage on a Michael Washington dunk with 7:19 left in the half. Romero Osby later added a dunk of his own as MSU rebuilt a 30-26 advantage. The Bulldogs held a 34-32 halftime lead.

Arkansas built its largest lead of the game at 41-37 on a 3-point basket by Rotnei Clark with 16:03 left to play. The Bulldogs then slammed the door shut with a 13-0 run, covering the next four minutes of play. Bost hit a pair of 3-point baskets and also had a steal and layup during that run.

Bost and Stewart each had 17 points to pace the Bulldogs' offensive attack. Each guard hit three 3-point baskets. Bost added five assists and a pair of steals, while Stewart added a pair of assists and five rebounds. Jarvis Varnado added 16 points, a team-high nine rebounds and five blocked shots.

The Razorbacks received 18 points from Washington and 14 points from Rotnei Clark. Washington also had a game-high 15 rebounds, including eight offensive boards.

Mississippi State (11-4)

Player	FG	3FG	FT	RB	PF	PT	A	Min
R. Johnson	f 2-8	2-6	0-0	4	1	6	2	34
Varnado	c 7-10	0-0	2-2	9	3	16	1	30
Bost	g 6-11	3-6	2-3	5	2	17	5	35
Stewart	g 5-8	3-4	4-6	5	3	17	2	35
Turner	g 2-6	2-6	0-0	1	4	6	1	24
Beckham	0-0	0-0	1-2	3	2	1	1	4
Osby	1-4	0-1	0-0	5	1	2	0	13
Gay	0-0	0-0	0-0	0	0	0	0	1
Benock	1-3	1-3	0-0	2	1	3	1	10
Augustus	0-2	0-1	0-2	1	0	0	0	4
Bailey	1-4	0-0	0-0	2	0	2	0	10
Team				3				
TOTALS	25-56	11-27	9-15	38	17	70	13	200

Arkansas (12-2)

Player	FG	3FG	FT	RB	PF	PT	A	Min
Washington	f 8-15	1-3	1-2	15	3	18	0	38
Sanchez	f 1-2	0-0	1-4	2	3	3	0	18
Fortson	g 2-13	0-5	1-4	3	1	5	4	33
Welsh	g 4-16	0-7	0-1	4	4	8	3	37
Clarke	g 5-10	2-6	2-2	3	0	14	0	33
Henry	0-4	0-1	2-2	4	0	2	0	12
Monk	3-4	0-0	0-0	3	1	6	0	17
Moore	0-0	0-0	0-0	0	0	0	0	1
Britt	0-0	0-0	0-0	0	1	0	0	10
Clarke	0-0	0-0	0-0	0	0	0	0	1
Team				3				
TOTALS	23-64	3-22	7-15	42	13	56	7	200

Halftime: UA 32, MSU 34. FG%: MSU 44.6%, UA 35.9%. 3FG%: MSU 40.7%, UA 13.6%. FT%: MSU 60.0%, UA 46.7%. Turnovers: MSU 13 (Beckham 3), UA 14 (Washington 6). Blocked Shots: MSU 5 (Varnado 5), UA 1 (Washington 1). Steals: MSU 4 (Bost 2), UA 5 (Henry 2). Officials: Tom Eades, Anthony Jordan, John Hampton. Attendance: 18,884.

GAME 17

MSU 83, ALABAMA 74

JAN. 14, 2009 • STARKVILLE, MS

A pair of double-double efforts powered the Mississippi State Bulldogs to the team's first second-half comeback victory of the season with an 83-74 win against the visiting Alabama Crimson Tide at Humphrey Coliseum.

The win was the fifth-straight for the Bulldogs against their border rival, and sixth victory in the past seven outings.

Junior Jarvis Varnado and freshman Dee Bost recorded the double-doubles for MSU. Varnado grabbed 10 boards and scored 11 points while Bost handed out 10 assists – a tie for his season high – and notched 13 points for MSU's first two double-double performance since last year's matchup against Memphis in the NCAA Tournament.

Sophomore Phil Turner led State scorers with a career-high matching 17 points on 6-of-9 shooting, including 3 of 4 from behind the arc. Junior Barry Stewart added 13 points while freshman Romero Osby put up eight points and six rebounds.

For the Tide, junior guard Mikhail Torrance led the game with 20 points on 6-of-9 shooting while senior guard Gee had 15 on a 7-of-17 effort.

The Bulldogs trailed 36-33 at the break after struggling on offense during the first half. State reeled off a 13-5 run out of halftime to regain the lead at the 17:44 mark with a Stewart trey. During the run, the Bulldogs seemed to be pulling away, gaining their largest lead of 13 with a layup from freshman Twany Beckham at the 6:52 mark to put MSU ahead 72-59.

The Tide responded with a 9-0 run, however, to eventually pull within four with just 1:43 remaining. With several free throws and buckets traded back and forth, the play of the game came with 46.8 seconds left. Stewart stole a Hollinger pass and handed it off to Bost, who hurled it downcourt to a wide-open Varnado, and the resulting jam brought the crowd to its feet and put the score at 75-68.

Alabama (11-5, 1-1)

Player	FG	3FG	FT	RB	PF	PT	A	Min
Green	f 5-12	0-0	1-3	10	4	11	0	31
Knox	f 3-6	0-0	0-0	4	3	6	1	22
Hollinger	g 3-7	1-4	0-0	1	2	7	2	31
Gee	g 7-17	0-0	1-2	6	0	15	1	34
Hillman	g 6-15	0-2	0-0	2	3	12	0	34
Torrance	6-9	2-3	6-6	2	4	20	2	22
Steele	1-1	0-0	1-1	0	1	3	2	21
Coleman	0-0	0-0	0-0	2	1	0	0	5
Team				7				
TOTALS	31-67	9-12	36	18	74	8	200	

Mississippi State (12-5, 2-0)

Player	FG	3FG	FT	RB	PF	PT	A	Min
Varnado	c 3-6	0-0	5-6	10	1	11	2	27
R. Johnson	g 3-9	1-4	0-0	1	0	7	1	29
Bost	g 3-11	1-5	6-10	2	1	13	10	30
Stewart	g 4-7	4-5	1-2	3	3	13	2	35
Turner	g 6-9	3-4	2-3	3	2	17	1	23
Beckham	1-2	0-1	0-0	2	0	2	1	10
Osby	4-6	0-2	0-0	6	0	8	1	17
Benock	2-4	2-3	0-0	0	0	6	0	16
Bailey	3-4	0-0	0-0	5	6	3	0	13
Team				4				
TOTALS	29-58	11-24	14-21	34	10	83	18	200

Halftime: MSU 33, UA 36. FG%: MSU 50.0%, UA 46.3%. 3FG%: MSU 45.8%, UA 33.3%. FT%: MSU 66.7%, UA 75%. Turnovers: MSU 13 (Varnado, Bost, Bailey 3), UA 13 (Green 3). Blocked Shots: MSU 10 (Varnado, Turner 3), UA 1 (Hillman 1). Steals: MSU 8 (Stewart 3), UA 7 (Gee 3). Officials: Gary Maxwell, Mike Vance, Mark Whitehead. Attendance: 10,299.

GAME 18

MSU 73, VANDERBILT 66

JAN. 17, 2009 • STARKVILLE, MS

With a 73-66 victory Vanderbilt, Mississippi State coach Rick Stansbury moved into Mississippi State's top spot with 90 Southeastern Conference victories.

Call it a complete win for the Bulldogs.

State was led by standout sophomore shooting guard Ravern Johnson, who tied for game high with 18 points on a 4-of-6 effort from behind the arc. Freshman point guard Dee Bost, ranked third in the conference with 4.65 assists per game, handed out six and brought down 16 points. The final outstanding underclassman performance was provided by Phil Turner, who registered a career-high four steals and shot 4-of-7 from the field for 14 points.

For the Commodores, freshman forward Jeffrey Taylor led the team with 18 points on 8-of-14 shooting, while reigning co-SEC Freshman of the Year A.J. Ogilvy pulled down 14 points and six rebounds.

MSU trailed the majority of the first half but pushed ahead late to hold a 32-27 advantage at the break.

After a tight first few minutes to open the second frame, Mississippi State reeled off a 14-3 run and stretched its lead to 60-44 with a layup from freshman Romero Osby. Holding a solid two-possession lead throughout the remainder of the half, Vanderbilt challenged down the stretch, pulling within six with 1:51 remaining on 3-pointer by Jermaine Beal.

A clutch performance from the charity stripe in the final minute for MSU served as the deciding factor, sealing the victory. State ended the game hitting 18-of-22 free throws for 81.1 percent.

Vanderbilt (12-5, 1-2)

Player	FG	3FG	FT	RB	PF	PT	A	Min
McClellan	f 1-3	0-10	0-0	4	1	2	1	21
Taylor	f 8-14	2-3	0-1	4	4	18	4	35
Ogilvy	c 6-9	0-0	2-3	6	4	14	1	26
Beal	g 5-12	1-5	3-4	3	4	14	1	30
Tinsley	g 5-8	2-3	0-0	3	1	12	2	33
Hinkle	0-0	0-0	0-0	0	0	0	1	2
Ezeli	1-2	0-0	0-0	4	1	2	0	13
Goulbourne	1-6	0-3	0-0	6	1	2	0	18
Graham	0-1	0-1	0-0	0	0	0	0	1
Tchiengang	1-5	0-1	0-0	3	1	2	0	9
Drake	0-2	0-1	0-0	1	3	0	1	12
Team				3				
TOTALS	28-62	5-18	5-8	37	20	66	10	200

Mississippi State (13-5, 3-0)

Player	FG	3FG	FT	RB	PF	PT	A	Min
Varnado	c 4-5	0-0	0-0	6	4	8	0	25
R. Johnson	g 6-12	4-6	2-2	5	3	18	1	37
Bost	g 4-8	0-3	8-9	5	1	16	6	35
Stewart	g 3-9	1-5	0-1	2	0	7	3	36
Turner	g 4-7	2-3	4-4	3	2	14	3	27
Beckham	0-1	0-0	0-0	3	0	0	1	5
Osby	1-3	0-0	0-0	2	0	2	0	13
Benock	0-1	0-1	1-2	1	0	1	0	7
B. Johnson	0-0	0-0	1-2	0	0	1	0	5
Bailey	2-4	0-0	2-2	0	1	6	0	10
Team				7				
TOTALS	24-50	7-18	18-22	28	11	73	14	200

Halftime: MSU 32, VU 27. FG%: MSU 48.0%, VU 45.2%. 3FG%: MSU 38.9%, VU 27.8%. FT%: MSU 81.8%, VU 62.5%. Turnovers: MSU 12 (Varnado 3), VU 17 (Ogilvy, Tinsley 3). Blocked Shots: MSU 6 (Varnado 3), VU 3 (Ogilvy 2). Steals: MSU 10 (Turner 4), VU 6 (Beal 2). Officials: Tony Greene, Anthony Jordan, Pat Adams. Attendance: 9,268.

GAME 19

LSU 81, MISSISSIPPI STATE 57

JAN. 21, 2009 • BATON ROUGE, LA

Another monster night by LSU's Marcus Thornton proved too much for the Mississippi State.

After scoring 38 points last season in MSU's Humphrey Coliseum, Thornton poured in 31 more points as the Tigers rolled 81-57 at the Pete Maravich Assembly Center.

MSU saw its modest five-game win streak snapped. Meanwhile, LSU stretched its home court win streak to 17-straight games, including the first 14 games of this season.

MSU had actually won the last four in this lengthy series, including the last two played in this building. Wednesday would prove much different. The Bulldogs never led in this contest. MSU did trim a 13-point first-half deficit, trailing only 36-30 at the halftime. A Jarvis Varnado dunk meant the Bulldogs only trailed 38-35 with 18:42 left in the contest.

From there, it was all Thornton all the time, who tallied his sixth 30-plus point performance in his two years with the Tigers. Thornton and Bo Spencer hit back-to-back 3-point baskets during an 11-0 run as the Tigers grabbed a 49-35 lead. Thornton then reeled off three straight treys as the Tigers pretty much removed all doubt from the contest.

The long-range bombing eventually allowed the hosts to stretch that 11-0 run into a 27-7 run. This spree allowed the Tigers to open a 65-42 advantage with 11:38 remaining.

LSU held a whopping 44-24 advantage in rebounding. The Bulldogs had nine assists and 11 turnovers, while the Tigers had 16 assists and 11 turnovers.

Varnado led the MSU offensive attack with 18 points. For LSU, Tasmin Mitchell followed Thornton with 24 points.

Mississippi State (13-6, 3-1)

Player	FG	3FG	FT	RB	PF	PT	A	Min
R. Johnson	f 2-10	2-7	4-4	3	0	10	3	36
Varnado	c 8-14	0-0	2-2	4	2	18	0	25
Bost	g 0-6	0-2	2-2	1	2	2	2	30
Stewart	g 2-6	2-6	3-5	3	1	9	1	26
Turner	g 2-3	0-1	0-0	3	2	4	0	28
Beckham	0-4	0-1	0-0	1	1	0	2	10
Osby	3-4	1-1	0-0	3	2	7	0	12
Benock	0-2	0-2	1-2	2	4	1	1	18
B. Johnson	1-1	0-0	2-3	3	2	4	0	9
Bailey	1-2	0-0	0-0	0	1	2	0	6
Team				7				
TOTALS	19-52	5-20	14-18	24	17	57	9	200

LSU (15-3, 1-1)

Player	FG	3FG	FT	RB	PF	PT	A	Min
Mitchell	f 9-13	0-0	6-6	2	0	24	1	30
Johnson	c 1-5	0-0	0-0	12	1	2	2	25
M. Thornton	g 10-18	5-8	6-8	5	3	31	1	32
Spencer	g 3-8	3-4	0-0	4	1	9	3	32
Temple	g 2-6	0-2	0-0	8	3	4	6	30
Graham	0-0	0-0	0-0	2	1	0	1	3
Bass	0-0	0-0	0-0	0	1	0	1	6
Martin	1-5	0-3	0-0	3	2	2	1	17
Kinsley	0-1	0-0	0-0	0	1	0	0	2
Warren	2-2	0-0	1-1	0	1	5	0	5
Farrer	0-1	0-1	0-0	1	0	0	0	5
Q. Thornton	1-1	0-0	2-4	3	4	4	1	13
Team				4				
TOTALS	29-60	8-18	15-19	44	18	81	16	200

Halftime: MSU 30, LSU 36. FG%: MSU 36.5%, LSU 48.3%. 3FG%: MSU 25.0%, LSU 44.4%. FT%: MSU 77.8%, LSU 81.8%. Turnovers: MSU 11 (Bost 4), LSU 11 (Johnson 4). Blocked Shots: MSU 2 (B. Johnson, Turner 1), LSU 4 (Johnson 2). Steals: MSU 6 (R. Johnson, Stewart 2), LSU 8 (Mitchell, Temple 3). Officials: Tony Greene, J.B. Caldwell, Rick Crawford. Attendance: 11,709.

LAST TIME OUT

MISSISSIPPI STATE 67, GEORGIA 61

JAN. 24, 2009 • ATHENS, GA

Mississippi State built a 19-point lead and later held on for a 67-61 victory against the Georgia Bulldogs at Stegeman Coliseum.

Ravarn Johnson opened a monster night by draining a 3-point basket on his first shot attempt. After a basket by Jarvis Varnado, steal by Barry Stewart and layup by Phil Turner, the visiting Bulldogs had sprinted to a 7-0 lead.

The advantage swelled to 15-2 less than two minutes later when Turner drained a 3-point basket. A 3-point basket by UGA's Ricky McPhee cut the lead to 19-11. The M-State Bulldogs would eventually hit four of their first six shots from 3-point range and opened the game's largest lead at 30-11 with 9:05 remaining in the half.

Behind a 3-point basket by Trey Tompkins and a pair of baskets by Corey Butler, the hosts slowly climbed back into the contest. Despite an amazing 16 first-half turnovers, Georgia ended the half on a 15-6 run and only trailed 36-24 at the intermission.

Still, UGA had one last stand. A 3-pointer by Dustin Ware cut the deficit to 64-61 with 21 seconds remaining. However, UGA missed five of its final six shots and MSU hit enough free throws to seal the victory.

For the contest, MSU hit 23-of-56 shots from the field, 9-of-24 shots from 3-point range and 12-of-19 shots from the foul line. UGA held a 41-32 rebounding advantage. MSU had eight assists and 13 turnovers, while UGA had seven assists and 22 turnovers.

Johnson led MSU with 21 points - all in the opening half.

McPhee paced UGA with 15 points, while Dustin Ware scored 14.

Mississippi State (14-6, 4-1)

Player	FG	3FG	FT	RB	PF	PT	A	Min
R. Johnson g	8-15	5-8	0-0	0	0	21	0	33
Bost g	2-8	1-4	0-1	4	2	5	3	30
Stewart g	1-9	1-6	3-4	3	2	6	0	32
Turner g	3-7	2-5	5-6	4	2	13	1	28
Varnado c	6-7	0-0	2-3	8	1	14	2	30
Beckham	1-2	0-0	2-3	2	0	4	0	10
Osby	0-1	0-1	0-2	1	1	0	0	6
Benock	0-0	0-0	0-0	0	0	0	2	9
B. Johnson	2-3	0-0	0-0	0	3	4	0	12
Bailey	0-4	0-0	0-0	6	0	0	0	10
Team				4				
TOTALS	23-56	9-24	12-19	32	11	67	8	200

Georgia (9-10, 0-4)

Player	FG	3FG	FT	RB	PF	PT	A	Min
Ware g	5-11	2-5	2-2	5	2	14	2	37
Swansey g	1-2	0-0	0-0	0	0	2	0	10
Butler f	2-7	0-3	0-0	5	4	4	1	32
Woodbury f	4-9	0-2	0-0	6	1	8	1	25
Jackson c	0-3	0-0	0-0	1	2	0	0	10
Barnes	0-0	0-0	0-0	3	2	0	0	11
McPhee	5-8	5-7	0-0	5	2	15	1	24
Leslie	0-2	0-0	1-2	2	2	1	0	8
Thompkins	1-8	1-6	4-4	6	0	7	0	22
Price	4-7	1-1	1-2	4	2	10	2	21
Team				4				
TOTALS	22-57	9-24	8-10	41	17	61	7	200


Halftime: MSU 36, UGA 24. FG%: MSU 41.1%, UGA 38.6%. 3FG%: MSU 37.5%, UGA 37.5%. FT%: MSU 63.2%, UGA 80.0%. Turnovers: MSU 13 (Varnado, R. Johnson 3), UGA 22 (Price 5). Blocked Shots: MSU 4 (Varnado 4), UGA 2 (Barnes, Price 1). Steals: MSU 13 (Varnado 4), UGA 7 (Butler, Thompkins, Ware 2). Officials: Gary Maxwell, Doug Sirmons, Brett Barnaky. Attendance: 8,326.

GAME 21

GAME 22



Meet Jarvis Varnado



Jarvis Varnado

6-9 • 210 • Jr.

2L • Forward

Brownsville, TN

32

VARNADO BY THE NUMBERS

SEASON HIGHS

- **Points:** 24, Cincinnati (12-18-08), Nicholls State (12-22-08)
- **FGM:** 10, Alabama State (12-6-08), Cincinnati (12-18-08)
- **FGA:** 14, LSU (1-21-09)
- **3GM:** 0
- **3GA:** 0
- **FTM:** 8, Nicholls State (12-22-08)
- **FTA:** 11, Nicholls State (12-22-08)
- **Rebounds:** 16, Fairleigh Dickson (11-15-08)
- **Assists:** 3, Charlotte (12-10-08)
- **Blocks:** 9, LA-Monroe (11-07-08)
- **Steals:** 4, at Georgia (1-24-09)
- **Minutes:** 39, San Diego (12-30-08)
- **Season double-doubles:** 6

CAREER HIGHS

- **Points:** 24, Cincinnati (12-18-08), Nicholls State (12-22-08)
- **FGM:** 10, Alabama State (12-6-08), Cincinnati (12-18-08)
- **FGA:** 14, LSU (1-21-09)
- **3GM:** 1, LSU (3-8-08)
- **3GA:** 1, LSU (3-8-08)
- **FTM:** 8, Nicholls State (12-22-08)
- **FTA:** 11, Nicholls State (12-22-08)
- **Rebounds:** 17, LSU (1-9-08)
- **Assists:** 3, Charlotte (12-10-08)
- **Blocks:** 10, 3 times (last: Kentucky, 1-15-08)
- **Steals:** 4, at Georgia (1-24-09)
- **Minutes:** 40, Alabama-SECT (3-14-08)
- **Career double-doubles:** 13

- ◆ Leads the nation with 97 blocked shots, more than nine of the SEC teams.
- ◆ With eight blocks against Fairleigh Dickinson, became MSU's all-time leader, surpassing Erick Dampier's mark of 249 set from 1994-96.
- ◆ Has recorded a team-high six double-doubles this season.
- ◆ Had school-record nine first-half blocks against La-Monroe.
- ◆ Scored career-high 24 points against Cincinnati and Nicholls.
- ◆ Has scored 20-plus points four times this season.
- ◆ In last 11 games has connected on 62 of 97 shots from the floor and is 32 of 42 at the foul line.
- ◆ Is second in SEC in field goal percentage at .622 (102 of 164).
- ◆ Six blocks shy of tying Georgia's Lavon Mercer (327, 1977-80) for third most in SEC history.
- ◆ Had a career-high four steals at Georgia.

ALL-AMERICAN, ALL-SEC CANDIDATE 2007-08 NATIONAL DEFENSIVE PLAYER OF THE YEAR

2006-07

Opponent	Min	FG-FGA	Pct	FT-FTA	Pct	Off	DEF	TOT	Blk	Pts
NICHOLLS	14	2-2	1.000	1-1	1.000	1	5	6	3	5
L. MARYMOUNT	12	0-1	.000	1-2	.500	0	1	1	1	1
WINTHROP	9	1-3	.333	0-0	.000	1	2	3	2	2
at Clemson	12	4-5	.800	1-2	.500	1	2	3	0	9
CHARLOTTE	11	1-3	.333	0-2	.000	1	2	3	1	2
Texas A&M-Corpus Christi	22	3-5	.600	1-2	.500	2	7	9	5	7
SOUTH ALABAMA	22	2-4	.500	3-4	.750	3	3	6	3	7
at Miami (Fla.)	12	3-3	1.000	1-2	.500	2	3	5	1	7
MCNEESE STATE	20	6-7	.857	1-3	.333	3	4	7	4	13
ALABAMA STATE	23	6-9	.667	0-0	.000	4	1	5	4	12
vs New Orleans	24	4-6	.667	5-8	.625	4	11	15	7	13
at George Mason	24	3-6	.500	2-4	.500	2	4	6	4	8
at Missouri	19	3-5	.600	1-2	.500	2	7	9	0	7
at Tennessee	16	1-2	.500	0-2	.000	1	4	5	2	2
OLE MISS	13	1-2	.500	0-0	.000	0	1	1	0	2
at Kentucky	17	1-4	.250	0-0	.000	2	0	2	1	2
AUBURN	7	1-2	.500	0-0	.000	1	2	3	1	2
FLORIDA	15	2-3	.667	0-0	.000	3	3	6	3	4
SOUTH CAROLINA	11	1-1	1.000	0-0	.000	0	2	2	1	2
at Ole Miss	10	1-2	.500	2-2	1.000	0	0	0	2	4
LSU	8	1-2	.500	0-0	.000	0	0	0	1	2
at Alabama	13	1-3	.333	2-2	1.000	4	1	5	3	4
at Auburn	11	2-4	.500	0-0	.000	1	1	2	2	4
ARKANSAS	10	2-2	1.000	0-0	.000	1	4	5	4	4
at LSU	8	1-1	1.000	0-0	.000	1	0	1	0	2
VANDERBILT	11	2-2	1.000	0-0	.000	1	1	2	1	4
at Georgia	7	0-2	.000	0-0	.000	0	0	0	0	0
at Arkansas	6	1-1	1.000	0-0	.000	0	1	1	1	2
ALABAMA	10	5-5	.833	0-2	.000	7	1	8	2	10
vs Kentucky	9	0-0	.000	0-0	.000	0	2	2	1	0
vs Arkansas	9	3-3	1.000	1-2	.500	2	1	3	1	7
MISS. VALLEY ST.	13	3-3	1.000	2-3	.667	2	3	5	1	8
BRADLEY	16	3-7	.429	0-0	.000	6	6	12	3	6
FLORIDA STATE	18	5-5	1.000	0-0	.000	2	0	2	1	10
vs West Virginia	11	0-0	.000	0-0	.000	1	0	1	1	0
Totals	473	75-116	.647	24-45	.533	61	85	146	67	174

2007-08

Opponent	Min	FG-FGA	Pct	FT-FTA	Pct	Off	DEF	TOT	Blk	Pts
LOUISIANA TECH	26	1-5	.200	2-2	1.000	1	4	5	6	4
CLEMSON	27	3-7	.429	1-2	.500	6	6	12	6	7
UT MARTIN	27	4-4	1.000	0-0	.000	3	13	16	3	8
vs UC Irvine	19	1-2	.500	0-1	.000	3	3	6	2	2
vs Southern Illinois	36	3-3	1.000	0-2	.000	2	5	7	2	6
vs Miami (OH)	30	1-3	.333	0-2	.000	2	4	6	5	2
MURRAY STATE	24	1-1	1.000	0-0	.000	3	4	7	2	2
SE LOUISIANA	17	4-6	.667	0-0	.000	0	3	3	4	8
MIAMI (FL)	31	4-6	.667	0-0	.000	2	5	7	10	8
at South Alabama	34	4-5	.800	1-4	.250	4	6	10	6	9
at Loyola Marymount	20	4-4	1.000	2-6	.333	2	4	6	9	10
at Texas A&M-Corpus Christi	24	1-9	.111	0-0	.000	5	2	7	0	2
MISSOURI	23	4-6	.667	1-4	.250	3	5	8	5	9
vs Lafayette	26	5-5	1.000	6-9	.667	3	9	12	5	16
at LSU	25	6-10	.600	1-4	.250	5	12	17	7	13
GEORGIA	21	4-5	.800	1-1	1.000	2	7	9	10	9
KENTUCKY	36	3-5	.600	4-10	.400	2	10	12	10	10
at Alabama	21	2-4	.500	0-2	.000	4	2	6	0	4
OLE MISS	29	4-5	.800	4-4	1.000	0	8	8	4	12
at Arkansas	24	0-1	.000	1-2	.500	2	4	6	4	1
TENNESSEE	30	2-4	.500	1-4	.250	1	3	4	2	5
ALABAMA	30	4-5	.800	0-0	.000	1	2	3	2	8
at Auburn	23	4-4	1.000	0-0	.000	0	3	3	6	8
ARKANSAS	29	3-4	.750	4-6	.667	2	8	10	3	10
at Ole Miss	32	3-5	.600	0-0	.000	4	2	6	6	6
at South Carolina	37	3-5	.600	1-1	1.000	1	11	12	5	7
AUBURN	37	6-7	.857	2-4	.500	2	7	9	4	14
at Florida	37	4-7	.571	3-8	.375	1	10	11	7	11
at Vanderbilt	33	7-9	.778	2-5	.400	1	2	3	1	16
LSU	27	3-8	.375	0-0	.000	3	3	6	7	7
vs Alabama	40	4-5	.800	2-3	.667	2	9	11	3	10
vs Georgia	33	0-0	.000	3-4	.750	1	5	6	1	3
vs Oregon	32	5-7	.714	1-2	.500	1	7	8	4	11
vs Memphis	28	2-4	.500	7-8	.875	1	1	2	5	11
Totals	968	109-170	.641	50-100	.500	75	189	264	157	269

2008-09


Opponent	Min	FG-FGA	Pct	FT-FTA	Pct	Off	DEF	TOT	Blk	Pts
CENTENARY	25	3-6	.500	3-5	.600	4	7	11	7	9
La-MONROE	27	1-4	.250	0-1	.000	3	8	11	9	2
N. ALABAMA	22	6-7	.857	4-4	1.000	1	13	14	7	16
F. DICKINSON	24	5-9	.556	4-7	.571	5	11	16	8	14
at St. Bonaventure	34	7-12	.583	5-7	.714	5	7	12	6	19
vs Washington St.	25	1-3	.333	0-2	.000	2	3	5	4	2
vs Texas Tech	27	4-6	.667	3-4	.750	2	8	10	4	11
ALABAMA STATE	32	10-13	.769	2-4	.500	5	4	9	8	22
CHARLOTTE	36	3-7	.429	2-6	.333	2	7	9	3	8
SOUTH ALABAMA	26	8-11	.727	3-6	.500	2	6	8	6	21
Cincinnati	31	10-13	.769	4-4	1.000	2	4	6	4	24
Nicholls State	28	8-9	.889	8-11	.727	2	4	6	6	24
SAN DIEGO	39	4-12	.333	2-4	.500	6	7	13	6	10
HOUSTON	16	1-4	.250	2-2	1.000	0	8	8	3	4
WESTERN KENTUCKY	23	2-6	.333	2-2	1.000	0	10	10	1	6
Arkansas	30	7-10	.700	2-2	1.000	2	7	9	5	16
ALABAMA	27	3-6	.500	5-6	.833	4	6	10	3	11
VANDERBILT	25	4-5	.800	0-0	.000	1	5	6	3	8
LSU	25	8-14	.571	2-2	1.000	2	2	4	0	18
Georgia	30	6-7	.857	2-3	.667	3	5	8	4	14
Totals	552	102-164	.622	55-82	.671	53	132	185	97	259

VARNADO'S CAREER NUMBERS

Year	G/GS	Min	FG-FGA	Pct	FT-FTA	Pct	Off	DEF	TOT/Avg	Blk	Pts/Avg
2006-07	35/13	473	75-116	.647	24-45	.533	61	85	146	67	174/5.0
2007-08	34/34	968	109-170	.641	50-100	.500	75	189	264	157	269/7.9
2008-09	20/20	552	102-164	.622	55-82	.671	53	132	185	97	259/13.0
Totals	89/67	1,993	286-450	.636	129-227	.568	189	406	595/6.7	321	702/7.9



Meet Barry Stewart



Barry Stewart

6-3 • 170 • Jr.

2L • Guard

Shelbyville, TN

22

STEWART BY THE NUMBERS

SEASON HIGHS

- **Points:** 18, Western Kentucky (1-5-09)
- **FGM:** 6, La-Monroe (11-17-08);
Western Kentucky (1-5-09)
- **FGA:** 15, Charlotte (12-10-08)
- **3GM:** 4, Western Kentucky (1-5-09);
Alabama (1-14-09)
- **3GA:** 8, Charlotte (12-10-08)
- **FTM:** 6, San Diego (12-30-08)
- **FTA:** 7, San Diego (12-30-08)
- **Rebounds:** 7, Houston (1-3-09)
- **Assists:** 5, Alabama State (12-6-08)
- **Blocks:** 2, Texas Tech (11-29-09)
- **Steals:** 4, Centenary (11-15-08)
- **Minutes:** 40, San Diego (12-30-08)
- **Season double-doubles:** 0

CAREER HIGHS

- **Points:** 24, Missouri (12-30-07)
- **FGM:** 8, Missouri (12-30-07)
- **FGA:** 15, Charlotte (12-10-08)
- **3GM:** 6, Tennessee (2-2-08)
- **3GA:** 9, Miami (12-13-07)
- **FTM:** 10, Auburn (1-20-07)
- **FTA:** 10, Auburn (1-20-07)
- **Rebounds:** 11, LA-Tech (11-10-07)
- **Assists:** 7, Missouri (12-30-07)
- **Blocks:** 2, Texas Tech (11-29-08)
- **Steals:** 5, Alabama (3-14-08)
- **Minutes:** 44, Alabama-SECT (3-14-08)
- **Career double-doubles:** 1

- ◆ Former All-SEC freshman is third on the team in scoring with a 10.6 clip.
- ◆ Has scored in double digits 11 times this year.
- ◆ Is second on team with 33 assists.
- ◆ Scored a season-high 18 points earlier this year against Western Kentucky.
- ◆ Is second on the team with 26 steals.
- ◆ With 165 made 3-pointers for his career, he is fourth all-time in the MSU record books behind Tony Watts (166), Timmy Bowers (197) and Darryl Wilson (258)
- ◆ Is 56 points shy of becoming the school's 30th member of the 1,000-point club.

ALL-SEC CANDIDATE 2006-07 ALL-SEC FRESHMAN TEAM

2006-07

Opponent	Min	FG-FGA	Pct	3PTA-M	PCT	FT-FTA	Pct	Reb	A	TO	Blk	Stl	Pts
NICHOLLS	24	5-8	.625	2-5	.400	2-3	.667	2	1	2	0	3	14
LOYOLA MARYMOUNT	26	3-4	.750	1-1	1.000	6-7	.857	4	1	1	0	1	13
WINTHROP	23	3-8	.375	3-6	.500	0-0	.000	5	1	1	0	0	9
at Clemson	25	2-5	.400	2-4	.500	2-2	1.000	2	1	1	0	0	8
CHARLOTTE	29	4-7	.571	2-5	.400	3-5	.600	6	0	1	0	2	13
Texas A&M Corpus Christi	25	3-6	.500	2-5	.400	3-3	1.000	4	1	0	1	0	11
SOUTH ALABAMA	24	4-9	.444	0-5	.000	2-2	1.000	2	2	1	0	1	10
at Miami (Fla.)	29	6-14	.429	5-11	.455	5-7	.714	3	1	0	0	2	22
MCNEESE STATE	22	4-11	.364	4-9	.444	2-4	.500	1	1	0	0	1	14
ALABAMA STATE	23	3-11	.273	2-8	.250	1-2	.500	5	2	0	1	1	9
vs New Orleans	20	1-3	.333	1-3	.333	3-4	.750	3	2	0	0	0	6
at George Mason	24	2-7	.286	2-6	.333	5-5	1.000	3	0	1	0	1	11
at Missouri	31	3-12	.250	3-8	.375	2-3	.667	3	1	2	1	2	11
at Tennessee	24	3-7	.429	3-6	.500	3-5	.600	0	2	1	0	1	12
OLE MISS	27	2-3	.667	1-1	1.000	7-7	1.000	5	2	1	0	0	12
at Kentucky	20	3-7	.429	3-6	.500	0-0	.000	3	1	0	0	0	9
AUBURN	26	4-6	.667	4-6	.667	10-10	1.000	5	1	1	0	0	22
FLORIDA	27	5-9	.556	3-7	.429	3-3	1.000	3	2	1	0	1	16
SOUTH CAROLINA	25	0-8	.000	0-5	.000	2-2	1.000	5	1	0	0	0	2
at Ole Miss	24	0-3	.000	0-2	.000	2-3	.667	3	3	0	0	0	2
LSU	23	2-7	.286	2-5	.400	3-4	.750	1	1	0	0	1	9
at Alabama	19	1-5	.200	0-4	.000	3-6	.500	4	3	0	1	0	5
at Auburn	30	4-9	.444	4-7	.571	0-1	.000	5	2	2	0	1	12
ARKANSAS	26	3-4	.750	2-2	1.000	2-2	1.000	4	0	1	0	1	10
at LSU	25	2-5	.400	1-2	.500	2-2	1.000	3	2	0	0	2	7
VANDERBILT	22	2-6	.333	1-3	.333	0-0	.000	1	2	3	0	1	5
at Georgia	17	3-5	.600	3-5	.600	0-2	.000	5	1	2	0	0	9
at Arkansas	23	1-5	.200	0-3	.000	0-0	.000	3	0	0	0	1	2
ALABAMA	22	2-6	.333	1-4	.250	3-3	1.000	2	1	0	0	0	8
vs Kentucky	29	2-7	.286	1-5	.200	2-5	.400	2	1	1	0	0	7
vs Arkansas	18	2-4	.500	2-4	.500	0-0	.000	3	1	1	0	0	6
MISSISSIPPI VALLEY ST	22	2-7	.286	1-5	.200	0-0	.000	2	1	0	1	0	5
BRADLEY	25	4-9	.444	4-7	.571	1-2	.500	4	0	2	0	1	13
FLORIDA STATE	25	3-7	.429	1-4	.250	3-3	1.000	3	1	0	0	5	10
vs West Virginia	24	3-7	.429	2-5	.400	0-0	.000	2	1	1	0	3	8
Totals	848	96-240	.400	68-174	.391	82-107	.766	111	43	27	5	32	342

2007-08

Opponent	Min	FG-FGA	Pct	3PTA-M	PCT	FT-FTA	Pct	Reb	A	TO	Blk	Stl	Pts
LOUISIANA TECH	26	5-10	.500	1-5	.200	2-3	.667	11	3	0	1	0	13
CLEMSON	36	3-10	.300	2-6	.333	4-4	1.000	6	2	4	0	2	12
UT MARTIN	26	3-12	.250	0-4	.000	3-4	.750	4	4	1	0	2	9
vs UC Irvine	38	6-10	.600	4-7	.571	2-2	1.000	6	2	1	0	0	18
vs Southern Illinois	38	3-9	.333	1-3	.333	2-2	1.000	3	3	3	1	1	9
vs Miami (OH)	36	2-9	.222	1-5	.200	0-0	.000	3	4	5	0	0	5
MURRAY STATE	36	5-6	.833	2-3	.667	2-2	1.000	5	2	1	0	4	14
SE LOUISIANA	30	2-6	.333	2-5	.400	0-0	.000	1	2	2	0	2	6
MIAMI (FL)	37	6-12	.500	5-9	.556	1-2	.500	4	1	1	0	1	18
at South Alabama	39	3-10	.300	1-5	.200	1-3	.333	6	6	4	0	2	8
at Loyola Marymount	25	4-8	.500	2-5	.400	0-2	.000	5	5	3	0	1	10
at Texas A&M-CC	36	6-8	.750	2-3	.667	5-7	.714	2	4	2	0	1	19
MISSOURI	38	8-14	.571	3-7	.429	5-5	1.000	4	7	3	0	2	24
vs Lafayette	32	2-8	.250	1-5	.200	1-2	.500	3	1	3	0	1	6
LSU	35	2-6	.333	1-4	.250	6-8	.750	6	5	2	0	1	11
GEORGIA	36	3-13	.231	0-5	.000	3-5	.600	5	2	4	0	2	9
KENTUCKY	35	2-11	.182	0-5	.000	5-8	.625	4	4	5	0	1	9
at Alabama	35	6-11	.545	3-5	.600	1-2	.500	1	3	2	0	2	16
OLE MISS	33	5-11	.455	0-4	.000	2-4	.500	4	3	2	0	1	12
at Arkansas	30	3-7	.429	0-2	.000	1-2	.500	1	0	1	0	1	7
TENNESSEE	34	7-9	.778	6-8	.750	1-2	.500	2	1	1	0	2	21
ALABAMA	36	5-11	.455	3-8	.375	0-0	.000	9	2	3	1	0	13
at Auburn	37	2-5	.400	2-4	.500	1-2	.500	3	1	4	0	0	7
ARKANSAS	38	5-11	.455	3-5	.600	6-6	1.000	5	1	4	0	2	19
at Ole Miss	37	4-13	.308	0-6	.000	3-5	.600	8	3	2	0	1	11
at South Carolina	43	3-10	.300	1-6	.167	1-2	.500	3	0	4	0	1	8
AUBURN	37	4-8	.500	3-5	.600	0-0	.000	5	5	1	0	0	11
at Florida	39	3-13	.231	2-8	.250	2-2	1.000	8	1	0	0	2	10
at Vanderbilt	43	4-9	.444	2-7	.286	0-0	.000	5	1	0	1	0	10
LSU	39	2-9	.222	1-6	.167	0-0	.000	4	0	2	0	1	5
vs Alabama	44	3-12	.250	1-6	.167	4-6	.667	8	3	3	0	5	11
vs Georgia	35	3-14	.214	3-6	.500	1-2	.500	6	4	0	0	0	10
vs Oregon	38	4-10	.400	4-8	.500	4-5	.800	2	2	1	0	1	16
vs Memphis	37	1-12	.083	0-6	.000	2-3	.667	5	1	1	0	2	4
Totals	1214	129-337	.383	62-186	.333	71-102	.696	157	88	78	4	44	391

2008-09


Opponent	Min	FG-FGA	Pct	3PTA-M	PCT	FT-FTA	Pct	Reb	A	TO	Blk	Stl	Pts
CENTENARY	23	4-8	.500	2-4	.500	3-4	.750	3	1	4	0	4	13
LA-MONROE	26	6-9	.667	3-6	.500	2-4	.500	1	1	3	1	1	17
NORTH ALABAMA	22	5-8	.625	3-5	.600	3-4	.750	2	0	2	0	1	16
FAIRLEIGH DICKINSON	23	4-9	.444	2-5	.400	2-4	.500	2	2	0	0	1	12
at St. Bonaventure	32	1-9	.111	1-4	.250	0-0	.000	3	4	3	0	1	3
vs Washington State	30	3-10	.300	2-5	.400	2-2	1.000	2	0	3	1	1	10
vs Texas Tech	28	2-8	.250	0-5	.000	1-4	.250	4	1	0	2	0	5
ALABAMA STATE	34	3-9	.333	1-4	.250	1-3	.333	5	5	1	0	1	8
Charlotte	38	3-15	.200	0-8	.000	4-4	1.000	6	0	2	0	0	10
South Alabama	18	2-7	.286	0-1	.000	0-0	.000	0	0	0	0	0	4
Cincinnati	33	3-8	.375	1-3	.333	0-0	.000	4	0	3	1	1	7
Nicholls State	32	3-11	.273	2-6	.333	4-5	.800	3	4	0	1	1	12
San Diego	40	5-13	.385	1-5	.200	6-7	.857	5	4	2	0	2	17
Houston	24	2-7	.286	2-5	.400	1-2	.500	7	0	1	1	1	7
Western Kentucky	32	6-9	.667	4-6	.667	2-2	1.000	3	3	0	0	2	18
Arkansas	35	5-8	.625	3-4	.750	4-6	.667	5	2	1	0	1	17
Alabama	35	4-7	.571	4-5	.800	1-2	.500	3	2	1	1	3	13
Vanderbilt	36	3-9	.333	1-5	.200	0-1	.000	2	3	2	0	0	7
LSU	26	2-6	.333	2-6	.333	3-5	.600	3	1	1	0	2	9
Georgia	32	1-9	.111	1-6	.167	3-4	.750	3	0	2	0	3	6
Totals	599	67-179	.374	35-98	.357	42-63	.667	66	33	31	8	26	211

STEWART'S CAREER NUMBERS

Year	G/GS	Min	FG-FGA	Pct	3PTM-A	PCT	FT-FTA	Pct	Reb	A	TO	Blk	Stl
------	------	-----	--------	-----	--------	-----	--------	-----	-----	---	----	-----	-----



Meet Dee Bost



Dee Bost

6-2 • 170 • Fr.

HS • Guard

Concord, NC

3

BOST BY THE NUMBERS

SEASON/CAREER HIGHS

- **Points:** 18, Western Kentucky (1-5-09)
- **FGM:** 7, Western Kentucky (1-5-09)
- **FGA:** 16, Texas Tech (11-29-08)
- **3GM:** 3, La-Monroe (11-17-08), Texas Tech (11-29-08), Charlotte (12-10-08)
- **3GA:** 8, Charlotte (12-10-08)
- **FTM:** 8, Vanderbilt (1-17-09)
- **FTA:** 10, Alabama (1-14-09)
- **Rebounds:** 7, Washington State (11-28-08)
- **Assists:** 10, N. Alab. (11-19-08); Alabama (1-14-09)
- **Blocks:** 0
- **Steals:** 4, San Diego (12-30-08)
- **Minutes:** 36, San Diego (12-30-08)
- **Season double-doubles:** 1

- ◆ Has started all 20 games.
- ◆ Was named SEC freshman of the week two weeks ago
- ◆ In the last seven games, has made 25 of his 61 shots, including 8-of-26 treys.
- ◆ Became the first true freshman to start on opening day since Jamont Gordon in 2005-06.
- ◆ Leads MSU with 90 assists, the third-most in the SEC and tied for the 79th-most nationally.
- ◆ Has 10 assists twice this year, against North Alabama and Alabama, becoming the first MSU player to dish out 10 since Jamont Gordon last year against Alabama.
- ◆ Is averaging 9.7 points and has scored in double digits nine times this season, including four of the last six games.
- ◆ Honorable mention freshman All-American by CollegeHoops.net.
- ◆ Had his first double-double against Alabama (13 points, 10 assists).
- ◆ Scored a career-high 18 points earlier this year against Western Kentucky.

FRESHMAN ALL-SEC CANDIDATE PRESEASON HONORABLE MENTION ALL-AMERICAN

2008-09

Opponent	Min	FG-FGA	Pct	3PTA-M	PCT	FT-FTA	Pct	Reb	A	TO	Blk	Stl	Pts
CENTENARY	23	3-8	.375	2-4	.500	1-2	.5003	3	4	2	0	1	9
LOUISIANA-MONROE	26	4-9	.444	3-6	.500	3-4	.750	3	7	2	0	1	14
NORTH ALABAMA	23	2-5	.400	1-3	.333	2-2	1.000	2	10	5	0	1	7
FAIRLEIGH DICKINSON	24	2-8	.250	0-4	.000	2-4	.500	1	6	4	0	1	6
at St. Bonaventure	20	1-8	.125	0-1	.000	4-5	.800	4	2	6	0	3	6
vs Washington State	30	1-6	.167	1-3	.333	5-6	.833	7	3	3	0	1	8
vs Texas Tech	32	6-16	.375	3-6	.500	1-4	.250	4	3	1	0	3	16
ALABAMA STATE	27	2-5	.400	1-2	.500	5-6	.833	1	5	4	0	2	10
Charlotte	32	3-10	.300	3-8	.375	6-8	.750	0	1	2	0	0	15
South Alabama	35	2-6	.333	0-3	.000	0-0	.000	4	5	2	0	0	4
Cincinnati	28	1-10	.100	0-6	.000	0-1	.000	2	3	0	0	2	2
Nicholls State	33	0-1	.000	0-0	.000	3-4	.750	5	6	2	0	1	3
San Diego	36	4-8	.500	2-5	.400	3-6	.500	1	1	5	0	4	13
Houston	29	3-4	.750	1-2	.500	2-2	1.000	6	8	4	0	0	9
Western Kentucky	33	7-12	.583	2-4	.500	2-3	.667	4	0	3	0	1	18
Arkansas	35	6-11	.545	3-6	.500	2-3	.667	5	5	2	0	2	17
Alabama	30	3-11	.273	1-5	.200	6-10	.600	2	10	3	0	1	13
Vanderbilt	35	4-8	.500	0-3	.000	8-9	.889	5	6	1	0	2	16
LSU	30	0-6	.000	0-2	.000	2-2	1.000	1	2	4	0	0	2
Georgia	30	2-8	.250	1-4	.250	0-1	.000	4	3	0	0	1	5
Totals	591	56-160	.350	24-77	.312	57-82	.695	64	90	55	0	27	193

BOST'S CAREER NUMBERS

Year	G/GS	Min	FG-FGA	Pct	3PTA-M	PCT	FT-FTA	Pct	Reb	A	TO	Blk	Stl	Pts/Avg
2008-09	20/20	591	56-160	.350	24-77	.312	57-82	.695	64	90	55	0	27	193/9.7



DID YOU KNOW . . .

- ✓ Both a football and basketball standout at Concord High School.
- ✓ Led his school to Class 3A titles in both football and basketball.
- ✓ Earned MVP honors in both the football and basketball title games.
- ✓ Averaged 17 points, 6.5 rebounds and 5.0 assists as a senior.
- ✓ Threw for 2,958 yards and 25 touchdowns as a senior.

MSU FRESHMAN ASSISTS CHARTS

Player	Season	G	Asst.	Avg.
1. Jamont Gordon	2005-06	30	129	4.3
2. Rich Knarr	1972-73	26	127	4.9
3. Ben Hansbrough	2006-07	35	112	3.2
4. Dee Bost	2008-09	20	90	4.5
5. Gary Ervin	2003-04	30	74	2.5
6. Greg Lockhart	1985-86	30	70	2.3
7. Ray White	1975-76	26	69	2.7
8. Gary Hooker	1975-76	26	68	2.6
9. Jeff Norwood	1981-82	27	60	2.2

Meet the Mississippi State Players



Kodi Augustus

6-8 • 220 • So.

1L • Forward

Baton Rouge, LA

24

- ◆ Has started nine of the 17 games for the Bulldogs and played in two more.
- ◆ Is third on the team at the foul line with an 79.3 percent accuracy (23 of 29).
- ◆ Is seventh on the team with six blocked shots.
- ◆ Is currently averaging 6.6 points and 4.6 rebounds.

AUGUSTUS BY THE NUMBERS

SEASON HIGHS

- Points: 16, Texas Tech (11-29-08)
- FGM: 6, Texas Tech (11-29-08)
- FGA: 12, Texas Tech (11-29-08)
- 3GM: 1, La-Monroe (11-17-08)
- 3GA: 3, Washington State (11-28-08)
- FTM: 5, Washington State (11-28-08)
- FTA: 6, Washington State (11-28-08)
- Rebounds: 9, Texas Tech (11-29-08)
- Assists: 2, Centenary (11-15-08), ULM (11-17-08)
- Blocks: 2, Centenary (11-15-08)
- Steals: 1, four times (Last: Texas Tech (11-29-08))
- Minutes: 27, Washington State (11-28-08)
- Season double-doubles: 0

CAREER HIGHS

- Points: 16, Texas Tech (11-29-08)
- FGM: 6, Texas Tech (11-29-08)
- FGA: 12, Texas Tech (11-29-08)
- 3GM: 2, Southeastern LA (12-8-07)
- 3GA: 3, Washington State (11-28-08)
- FTM: 5, Washington State (11-28-08)
- FTA: 6, Washington State (11-28-08)
- Rebounds: 9, Texas Tech (11-29-08)
- Assists: 2, Centenary (11-15-08), LA-Monroe (11-17-08), Loyola Marymount (12-19-07)
- Blocks: 2, Centenary (11-15-08)
- Steals: 1, five times (Last: Texas Tech (11-29-08))
- Minutes: 27, Washington State (11-28-08)
- Career double-doubles: 0



Ravern Johnson

6-7 • 175 • So.

1L • Guard

Lyon, MS

2

- ◆ The first-year starter leads MState with 49 3-pointers on 102 attempts.
- ◆ In first start against Centenary, he responded with 15 points and drained a team-high five 3-pointers.
- ◆ Scored career-high 26 points against Western Kentucky and is second in scoring with an 12.1 clip.
- ◆ Has started all 20 games.


JOHNSON BY THE NUMBERS

SEASON HIGHS

- Points: 26, Western Kentucky (1-5-09)
- FGM: 9, Western Kentucky (1-5-09)
- FGA: 15, Houston (1-3-09), Georgia (1-14-09)
- 3GM: 6, Western Kentucky (1-5-09)
- 3GA: 8, Centenary (11-15-08), Houston (1-3-09), Georgia (1-14-09)
- FTM: 4, at St. Bonaventure (11-25-08), Alabama State (12-6-08); LSU (1-21-09)
- FTA: 5, Alabama State (12-6-08)
- Rebounds: 8, Nicholls State (12-22-08)
- Assists: 3, Four times (Last, LSU 1-21-09)
- Blocks: 2, Centenary (11-15-08), Fairleigh Dickinson (11-22-08)
- Steals: 2, Nicholls St. (12-22-08); LSU (1-21-09)
- Minutes: 37, San Diego (12-30-08); Vanderbilt (1-17-09)
- Season double-doubles: 0

CAREER HIGHS

- Points: 26, Western Kentucky (1-5-09)
- FGM: 9, Western Kentucky (1-5-09)
- FGA: 15, Houston (1-3-09)
- 3GM: 6, Western Kentucky (1-5-09)
- 3GA: 8, Centenary (11-15-08), Houston (1-3-09), Georgia (1-14-09)
- FTM: 4, at St. Bonaventure (11-25-08); LSU (1-21-09)
- FTA: 5, Alabama State (12-6-08)
- Rebounds: 7, at St. Bonaventure (11-25-08)
- Assists: 3, 3, Four times (Last, LSU 1-21-09)
- Blocks: 2, Centenary (11-15-08), Fairleigh Dickinson (11-22-8)
- Steals: 2, Nicholls State (12-22-08); LSU (1-21-09)
- Minutes: 37, San Diego (12-30-08); Vandy (1-17-09)
- Career double-doubles: 0



Elgin Bailey

6-8 • 254 • So.

1L • Forward

New Orleans, LA

45

- ◆ Has seen action in 18 games as a reserve forward, but a foot injury kept him out of two games.
- ◆ Had career-high 10 points against North Alabama and Centenary.
- ◆ Is second on the team with 22 blocked shots.
- ◆ Is averaging 4.6 points and 2.8 rebounds.

BAILEY BY THE NUMBERS

SEASON HIGHS

- Points: 10, N. Alabama (11-19-08), Centenary (11-15-08)
- FGM: 4, Centenary (11-15-08);
- FGA: 11, Centenary (11-15-08)
- 3GM: 0
- 3GA: 0
- FTM: 6, North Alabama (11-19-08)
- FTA: 8, North Alabama (11-19-08)
- Rebounds: 9, LA-Monroe (11-17-08)
- Assists: 2, North Alabama (11-19-08)
- Blocks: 3, North Alabama (11-19-08); South Alabama (12-13-08)
- Steals: 2, North Alabama (11-19-08), Washington State (11-28-08)
- Minutes: 17, LA-Monroe (11-17-08)
- Season double-doubles: 0

CAREER HIGHS

- Points: 10, N. Alabama (11-19-08), Centenary (11-15-08)
- FGM: 4, Centenary (11-15-08), Arkansas (2-16-08)
- FGA: 11, Centenary (11-15-08)
- 3GM: 0
- 3GA: 0
- FTM: 6, North Alabama (11-19-08)
- FTA: 8, North Alabama (11-19-08)
- Rebounds: 9, LA-Monroe (11-17-08)
- Assists: 2, North Alabama (11-19-08)
- Blocks: 3, North Alabama (11-19-08), South Alabama (12-13-08)
- Steals: 2, North Alabama (11-19-08), Washington State (11-28-08)
- Minutes: 17, LA-Monroe (11-17-08)
- Career double-doubles: 0

Meet the Mississippi State Players



Brian Johnson
6-9 • 245 • Sr.
1L • Forward
Laurinburg, NC

44

- ◆ A foot/ankle injury sidelined him for first 11 games, but has played in seven of last nine outings.
- ◆ Transferred to Mississippi State after two years at Louisville.
- ◆ Last season, saw action in 33 games and averaged 2.3 points and 2.2 rebounds.
- ◆ Best game was against Clemson, when he scored 10 points.

JOHNSON BY THE NUMBERS

SEASON HIGHS

- Points: 6, Houston (1-3-08)
- FGM: 2, Houston (1-3-08), Georgia (1-14-09)
- FGA: 3, Houston (1-3-08), Georgia (1-14-09)
- 3GM: 0
- 3GA: 0
- FTM: 2, Houston (1-3-08); LSU (1-21-09)
- FTA: 4, Houston (1-3-08)
- Rebounds: 4, Houston (1-3-08)
- Assists: 0
- Blocks: 1, LSU (1-21-09)
- Steals: 1, Houston (1-3-08)
- Minutes: 12, Nicholls State (12-22-08), Georgia (1-14-09)
- Season double-doubles: 0

CAREER HIGHS

- Points: 10, Clemson (11-5-07)
- FGM: 4, Clemson (11-5-07)
- FGA: 4, three times (last: LSU 3-8-08)
- 3GM: 0
- 3GA: 0
- FTM: 2, seven times (last: LSU 1-21-09)
- FTA: 4, Houston (1-3-08)
- Rebounds: 6, Loyola Marymount (12-19-07)
- Assists: 3, Ole Miss (1-26-08)
- Blocks: 3, Texas A&M C.C. (12-21-07)
- Steals: 3, Loyola Marymount (12-19-07)
- Minutes: 21, UC-Irvine (11-22-07)
- Career double-doubles: 0



Riley Benock
6-4 • 180 • So.
1L • Guard
Battletown, KY

15

- ◆ Seen action in all 20 games for the Bulldogs as a reserve.
- ◆ Has connected on 18 of his 46 shots, but did not have an attempt at Georgia.
- ◆ Is averaging 2.8 points and for 1.3 rebounds per outing.
- ◆ His 10 steals are sixth most on the team.


BENOCK BY THE NUMBERS

SEASON HIGHS

- Points: 8, North Alabama (11-19-08), Nicholls State (12-22-08)
- FGM: 3, North Alabama (11-19-08)
- FGA: 6, Nicholls State (12-22-08)
- 3GM: 2, Five times (Last: Alabama 1-14-09)
- 3GA: 6, Nicholls State (12-22-08)
- FTM: 2, Nicholls State (12-22-08)
- FTA: 2, Nicholls State (12-22-08), Houston (1-3-08); LSU (1-21-09), Vanderbilt (1-17-09)
- Rebounds: 3, Nicholls State (12-22-08)
- Assists: 2, Five times (Last: Georgia 1-24-09)
- Blocks: 1, Centenary (11-15-08)
- Steals: 3, Centenary (11-15-08)
- Minutes: 18, LSU (1-21-09)
- Season double-doubles: 0

CAREER HIGHS

- Points: 12, Ole Miss (1-26-08)
- FGM: 4, Ole Miss (1-26-08)
- FGA: 6, Nicholls State (12-22-08)
- 3GM: 4, Ole Miss (1-26-08)
- 3GA: 6, Nicholls State (12-22-08)
- FTM: 3, Georgia (1-12-08)
- FTA: 4, Georgia (1-12-08)
- Rebounds: 4, Southeast LA (12-8-07)
- Assists: 4, UT-Martin (11-17-07)
- Blocks: 1, five times (last: Centenary 11-15-08)
- Steals: 3, Centenary (11-15-08)
- Minutes: 21, Ole Miss (1-26-08)
- Career double-doubles: 0



Phil Turner
6-3 • 170 • So.
1L • Guard
Grenada, MS

25

- ◆ Has started the last 11 games for the Bulldogs and is second at the foul line with a 79.5 percent accuracy (35 of 44).
- ◆ In the freshman record books, he stands at No. 9 in 3-pointers made with 24.
- ◆ Averaging 7.7 points and 3.5 rebounds in 20 games this year.
- ◆ In his 10 starts, has hit 35-of-64 shots and 12-of-31 3-pointers.

TURNER BY THE NUMBERS

SEASON HIGHS

- Points: 17, Alabama (1-14-09)
- FGM: 6, Houston (1-3-08); Alabama (1-14-09)
- FGA: 10, Cincinnati (12-18-08)
- 3GM: 3, Houston (1-3-08); Alabama (1-14-09)
- 3GA: 5, Cincy (12-18-08), Georgia (1-14-09)
- FTM: 9, Nicholls State (12-22-08)
- FTA: 12, Nicholls State (12-22-08)
- Rebounds: 8, San Diego (12-30-08)
- Assists: 4, LA-Monroe (11-17-08), South Alabama (12-13-08)
- Blocks: 2, Alabama (1-14-09)
- Steals: 4, Vanderbilt (1-17-09)
- Minutes: 35, San Diego (12-30-08)
- Season double-doubles: 0

CAREER HIGHS

- Points: 17, South Alabama (12-15-07), Alabama (1-14-09)
- FGM: 6, South Alabama (12-15-07), Houston (1-3-08); Alabama (1-14-09)
- FGA: 10, Kentucky (1-15-08), Missouri (12-30-07), Cincinnati (12-18-08)
- 3GM: 4, South Alabama (12-15-07)
- 3GA: 8, Kentucky (1-15-08)
- FTM: 9, Nicholls State (12-22-08)
- FTA: 12, Nicholls State (12-22-08)
- Rebounds: 10, Missouri (12-30-07)
- Assists: 4, LA-Monroe (11-17-08), South Alabama (12-13-08)
- Blocks: 2, 4 times (last: Alabama, 1-14-09)
- Steals: 4, Vanderbilt (1-17-09)
- Minutes: 37, Alabama-SECT (3-14-08)
- Career double-doubles: 1

Meet the Mississippi State Players



Romero Osby
6-8 • 230 • Fr.
HS • Forward
Meridian, MS


5

- ◆ Has played in all 20 games for the Bulldogs.
- ◆ In first game against Centenary, he logged 19 minutes, scored 4 points, grabbed 8 rebounds and had 1 assist.
- ◆ Totaled a career-high 15 points vs. North Alabama. His second-best outing came against Houston with 13 points.
- ◆ His high school, Northeast Lauderdale, retired his No. 24 jersey earlier this year.
- ◆ Has grabbed a total of 51 rebounds the last 14 games.
- ◆ Is averaging 6.0 points and 3.5 rebounds.

OSBY BY THE NUMBERS

SEASON/CAREER HIGHS

- Points: 15, North Alabama (11-19-08)
- FGM: 5, North Alabama (11-19-08), Houston (1-3-08)
- FGA: 13, Houston (1-3-08)
- 3GM: 2, Houston (1-3-08)
- 3GA: 3, North Alabama (11-19-08), F. Dickinson (11-22-08), Houston (1-3-08)
- FTM: 7, Texas Tech (11-29-08)
- FTA: 10, Texas Tech (11-29-08)
- Rebounds: 8, Centenary (11-15-08)
- Assists: 4, North Alabama (11-19-08)
- Blocks: 2, Alabama (1-14-09)
- Steals: 1, 6 times (last: Vanderbilt [1-21-09])
- Minutes: 22, Charlotte (12-10-08)
- Season double-doubles: 0



Twany Beckham
6-5 • 190 • Fr.
HS • Guard
Louisville, KY


4

- ◆ Due to a foot injury, Twany did not see any playing time the first three games.
- ◆ Saw first action against Fairleigh Dickinson and responded with 4 points on 2-of-2 shooting.
- ◆ He also had 2 rebounds, 2 assists and 2 steals against the Knights.
- ◆ Had his most productive outing at St. Bonaventure. In 20 minutes, scored a career-high 8 points on 2-of-3 shooting and was 4-of-6 at the foul line. He also dished out 3 assists, had 1 steal and just 1 turnover.
- ◆ Has played in the last 17 games for the Bulldogs and has become one of MSU's first players off the bench.

BECKHAM BY THE NUMBERS

SEASON/CAREER HIGHS

- Points: 8, at St. Bonaventure (11-25-08)
- FGM: 2, Fairleigh Dickinson (11-22-08), at St. Bonaventure (11-25-08), Texas Tech (11-29-08), Alabama St. (12-6-08)
- FGA: 4, LSU (1-21-09)
- 3GM: 0
- 3GA: 1, three times (last: LSU [1-21-09])
- FTM: 4, at St. Bonaventure (11-25-08), South Alabama (12-13-08)
- FTA: 6, at St. Bonaventure (11-25-08)
- Rebounds: 3, four times (last: Vandy 1-17-09)
- Assists: 4, Cincinnati (12-18-08)
- Blocks: 0
- Steals: 2, Fairleigh Dickinson (11-22-08)
- Minutes: 20, at St. Bonaventure (11-25-08)
- Season double-doubles: 0



Jacquiese Holcombe
6-6 • 205 • Jr.
JC • Forward
College Park, GA

1

- ◆ Saw his first MSU-career action against Centenary and has played in seven games.
- ◆ Has applied for a medical redshirt.
- ◆ In his 17 minutes of action against the Gents, he scored 2 points, grabbed 1 rebound, steal and assist.
- ◆ Scored a career-high five points against both Charlotte and South Alabama.
- ◆ Played junior college basketball at Georgia Perimeter College, where he was second-team All-American.
- ◆ As a sophomore, averaged 13.4 points and 7.3 rebounds en route to a 23-12 ledger and NJCAA Tournament appearance.

HOLCOMBE BY THE NUMBERS

SEASON/CAREER HIGHS

- Points: 5, Charlotte (12-10-08), South Alabama (12-13-08)
- FGM: 2, North Alabama (11-19-08), Centenary (11-15-08), South Ala. (12-13-08)
- FGA: 5, North Alabama (11-19-08)
- 3GM: 1, Fairleigh Dickinson (11-22-08)
- 3GA: 1, five times (last: S. Alabama 12-13-08)
- FTM: 3, Charlotte (12-10-08)
- FTA: 3, Charlotte (12-10-08)
- Rebounds: 5, North Alabama (11-19-08)
- Assists: 1, Centenary (11-15-08)
- Blocks: 0
- Steals: 1, Centenary (11-15-08), South Alabama (12-13-08)
- Minutes: 18, North Alabama (11-19-08)
- Season double-doubles: 0

Meet the Mississippi State Players



Brandon Bolen

6-3 • 195 • So.

1L • Guard

Madison, MS

33

- ◆ After appearing in nine games last year, he's already seen action eight times this season and has recorded two points and two steals.
- ◆ Was a three-time All-Mississippi Private School Association selection at Madison-Ridgeland.
- ◆ Scored 2 points against North Alabama.

BOLEN BY THE NUMBERS

SEASON HIGHS

- Points: 2, North Alabama (11-19-08)
- FGM: 1, North Alabama (11-19-08)
- FGA: 1, N. Alabama (11-19-08), Houston (1-3-08)
- 3GM: 0
- 3GA: 0
- FTM: 0
- FTA: 0
- Rebounds: 0
- Assists: 1, Houston (1-3-08)
- Blocks: 0
- Steals: 1, North Alabama (11-19-08)
- Minutes: 4, Centenary (11-15-08), North Alabama (11-19-08)
- Season double-doubles: 0

CAREER HIGHS

- Points: 2, North Alabama (11-19-08)
- FGM: 1, North Alabama (11-19-08)
- FGA: 1, four times (last: Houston 1-3-08)
- 3GM: 0
- 3GA: 1, Lafayette (11-19-08)
- FTM: 0
- FTA: 0
- Rebounds: 0
- Assists: 1, Houston (1-3-08)
- Blocks: 0
- Steals: 1, Lafayette (1-5-08), North Alabama (11-19-08)
- Minutes: 4, North Alabama (11-19-08), Centenary (11-15-08)
- Career double-doubles: 0



Taylor Luczak

6-8 • 220 • Fr.

HS • Forward

Glens Falls, NY


20

- ◆ Although he's a first-year walk-on, Taylor Luczak is no stranger to MSU athletics. He spent the 2007-08 season throwing the javelin for the MSU track team. His best throw of 124-4 came at the Southern Miss Invitational.
- ◆ Has appeared in six games, and scored against Louisiana-Monroe and South Alabama on short jumpers.
- ◆ Averaging 0.7 points.

LUCZAK BY THE NUMBERS

SEASON/CAREER HIGHS

- Points: 2, La-Monroe (11-17-08), South Alabama (12-13-08)
- FGM: 1, La-Monroe (11-17-08), South Alabama (12-13-08)
- FGA: 1, La-Monroe (11-17-08), South Alabama (12-13-08)
- 3GM: 0
- 3GA: 0
- FTM: 0
- FTA: 0
- Rebounds: 1, Houston (1-3-08)
- Assists: 0
- Blocks: 0
- Steals: 0
- Minutes: 2, North Alabama (11-19-08), Centenary (11-15-08)
- Season double-doubles: 0



Christopher Gay

6-0 • 180 • Sr.

TR • Guard

Hattiesburg, MS

10

- ◆ A left-handed walk-on, Christopher Gay spent last season as a manager. He also spent two years playing at William Carey College.
- ◆ Has appeared in eight games and scored his first points against Houston on 1-of-1 shooting.
- ◆ Had one rebound against Louisiana-Monroe.
- ◆ His 3-pointer against Western Kentucky was MSU's 14th on the night, which tied a school record for the most in one game.

GAY BY THE NUMBERS

SEASON/CAREER HIGHS

- Points: 3, Western Kentucky (1-5-09)
- FGM: 1, Houston (1-3-09)
- FGA: 1, Houston (1-3-09)
- 3GM: 1, Western Kentucky (1-5-09)
- 3GA: 1, Western Kentucky (1-5-09)
- FTM: 0
- FTA: 0
- Rebounds: 1, Centenary (11-15-08)
- Assists: 0
- Blocks: 0
- Steals: 0
- Minutes: 2, Centenary (11-15-08)
- Season double-doubles: 0

Meet the Mississippi State Players



Rod Bryant

6-1 • 165 • So.

1L • Guard

Birmingham, AL

14

- ◆ A second-year walk-on, Rod Bryant saw action in five games last season.
- ◆ A leg injury prevented him from playing in the first nine games.
- ◆ Has seen action three games, but hasn't scored. He does have two assists.

BRYANT BY THE NUMBERS

SEASON HIGHS

- Points: 0
- FGM: 0
- FGA: 0
- 3GM: 0
- 3GA: 0
- FTM: 0
- FTA: 0
- Rebounds: 0
- Assists: 1, South Alabama (12-13-08)
- Blocks: 0
- Steals: 0
- Minutes: 1, South Alabama (12-13-08)
- Season double-doubles: 0

CAREER HIGHS

- Points: 2, UT Martin (11-17-07), Southeastern Louisiana (12-8-07)
- FGM: 1, UT Martin (11-17-07), Southeastern Louisiana (12-08-07)
- FGA: 3, UT Martin (11-17-07), SE Louisiana (12-8-07), Ole Miss (1-26-08)
- 3GM: 0
- 3GA: 0
- FTM: 0
- FTA: 1, UT Martin (11-17-07)
- Rebounds: 1, UT Martin (11-17-07)
- Assists: 1, South Alabama (12-13-08)
- Blocks: 0
- Steals: 0
- Minutes: 1, six times (last: South Alabama, 12-13-08)
- Season double-doubles: 0



2008-09 Mississippi State Basketball
Mississippi State Combined Team Statistics (as of Jan 24, 2009)
All games

RECORD:	OVERALL	HOME	AWAY	NEUTRAL
ALL GAMES	14-6	10-2	3-1	1-3
CONFERENCE	4-1	2-0	2-1	0-0
NON-CONFERENCE	10-5	8-2	1-0	1-3

#	Player	gp-gs	min	avg	Total		3-Point		F-Throw		Rebounds				pf	dq	a	to	blk	stl	pts	avg
					fg-fga	pct	3fg-fga	pct	ft-fga	pct	off	def	tot	avg								
01	Jacquiese Holcombe	7-0	83	11.9	8-14	.571	1-5	.200	4-6	.667	7	7	14	2.0	9	0	1	10	0	2	21	3.0
02	Ravern Johnson	20-20	611	30.6	89-191	.466	49-102	.480	22-26	.846	20	51	71	3.6	27	0	28	32	10	9	249	12.5
03	Dee Bost	20-20	591	29.6	56-160	.350	24-77	.312	57-82	.695	12	52	64	3.2	46	1	90	55	0	27	193	9.7
04	Twany Beckham	17-0	166	9.8	13-28	.464	0-3	.000	13-25	.520	2	24	26	1.5	14	0	25	26	1	9	39	2.3
05	Romero Osby	20-0	295	14.8	41-90	.456	6-21	.286	32-42	.762	20	49	69	3.5	34	1	10	18	7	6	120	6.0
10	Christopher Gay	8-0	9	1.1	2-2	1.000	1-1	1.000	0-0	.000	0	1	1	0.1	0	0	0	1	0	0	5	0.6
14	Rod Bryant	3-0	3	1.0	0-0	.000	0-0	.000	0-0	.000	0	0	0	0.0	1	0	2	0	0	0	0	0.0
15	Riley Benock	20-0	236	11.8	18-46	.391	14-38	.368	5-8	.625	4	21	25	1.3	18	0	16	10	2	10	55	2.8
20	Taylor Luczak	6-0	8	1.3	2-2	1.000	0-0	.000	0-0	.000	0	2	2	0.3	1	0	0	0	0	0	4	0.7
22	Barry Stewart	20-20	599	30.0	67-179	.374	35-98	.357	42-63	.667	12	54	66	3.3	43	0	33	31	8	26	211	10.6
24	Kodi Augustus	11-9	187	17.0	24-54	.444	2-11	.182	23-29	.793	19	32	51	4.6	20	1	6	16	6	4	73	6.6
25	Phil Turner	20-11	398	19.9	50-97	.515	19-48	.396	35-44	.795	16	54	70	3.5	37	0	28	29	8	23	154	7.7
32	Jarvis Varnado	20-20	552	27.6	102-164	.622	0-0	.000	55-82	.671	53	132	185	9.3	41	0	16	37	97	13	259	13.0
33	Brandon Bolen	8-0	17	2.1	1-2	.500	0-0	.000	0-0	.000	0	0	0	0.0	0	0	1	0	0	2	2	0.3
44	Brian Johnson	7-0	58	8.3	6-9	.667	0-0	.000	7-12	.583	4	6	10	1.4	9	0	0	6	1	2	19	2.7
45	Elgin Bailey	18-0	212	11.8	30-70	.429	0-0	.000	22-36	.611	16	35	51	2.8	29	1	4	28	22	12	82	4.6
Team											21	35	56					2				
Total.....		20	4025		509-1108	.459	151-404	.374	317-455	.697	206	555	761	38.0	329	4	260	301	162	145	1486	74.3
Opponents.....		20	4025		487-1284	.379	125-385	.325	209-334	.626	307	464	771	38.5	387	-	194	282	52	150	1308	65.4

TEAM STATISTICS	MS	OPP
SCORING	1486	1308
Points per game	74.3	65.4
Scoring margin	+8.9	-
FIELD GOALS-ATT	509-1108	487-1284
Field goal pct	.459	.379
3 POINT FG-ATT	151-404	125-385
3-point FG pct	.374	.325
3-pt FG made per game	7.6	6.3
FREE THROWS-ATT	317-455	209-334
Free throw pct	.697	.626
F-Throws made per game	15.9	10.5
REBOUNDS	761	771
Rebounds per game	38.0	38.5
Rebounding margin	-0.5	-
ASSISTS	260	194
Assists per game	13.0	9.7
TURNOVERS	301	282
Turnovers per game	15.1	14.1
Turnover margin	-0.9	-
Assist/turnover ratio	0.9	0.7
STEALS	145	150
Steals per game	7.3	7.5
BLOCKS	162	52
Blocks per game	8.1	2.6
ATTENDANCE	102651	59874
Home games-Avg/Game	12-8554	4-11008
Neutral site-Avg/Game	-	4-3961

Date	Opponent	Score	Att.
11-15-08	CENTENARY	w 77-55	8063
11-17-08	LOUISIANA-MONROE	w 78-49	8732
# 11-19-08	NORTH ALABAMA	w 102-61	8579
# 11-22-08	FAIRLEIGH DICKINSON	w 84-58	9028
11-25-08	at St. Bonaventure	w 76-71	5111
% 11-28-08	vs Washington State	L 52-63	3510
% 11-29-08	vs Texas Tech	L 73-77	2991
12-06-08	ALABAMA STATE	w 76-67	7959
12-10-08	CHARLOTTE	L 64-70	8635
12-13-08	SOUTH ALABAMA	w 79-60	7889
12/18/08	vs University of Cincinnati	L 63-75	5922
\$ 12-22-08	vs Nicholls State	w 74-68	3421
12-30-08	SAN DIEGO	Lot 61-64	8272
01-03-09	HOUSTON	w 82-65	8253
01-05-09	WESTERN KENTUCKY	w 95-67	7674
* 01-10-09	at Arkansas	w 70-56	18884
* 01-14-09	ALABAMA	w 83-74	10299
* 01-17-09	VANDERBILT	w 73-66	9268
* 01/21/09	at LSU	L 57-81	11709
* 01/24/09	at Georgia	w 67-61	8326

* = Conference game

= Legends Classic Regional Rounds (Humphrey Coliseum - Starkville, MS)

% = Legends Classic Championship Rounds (Prudential Center - Newark, NJ)

\$ = At Mississippi Coliseum (Jackson, Miss.)

Score by Periods	1st	2nd	OT	Totals
Mississippi State	688	790	8	1486
Opponents	611	686	11	1308



2008-09 Mississippi State Basketball
Mississippi State Category Leaders (as of Jan 24, 2009)
All games

Points	G	Pts	Pts/G
Jarvis Varnado	20	259	13.0
Ravern Johnson	20	249	12.5
Barry Stewart	20	211	10.6
Dee Bost	20	193	9.7
Phil Turner	20	154	7.7
Romero Osby	20	120	6.0
Elgin Bailey	18	82	4.6
Kodi Augustus	11	73	6.6
Riley Benock	20	55	2.8
Twany Beckham	17	39	2.3
Jacquiese Holcombe	7	21	3.0
Brian Johnson	7	19	2.7

FG Percentage	FG	Att	Pct
Taylor Luczak	2	2	1.000
Christopher Gay	2	2	1.000
Brian Johnson	6	9	.667
Jarvis Varnado	102	164	.622
Jacquiese Holcombe	8	14	.571
Phil Turner	50	97	.515
Brandon Bolen	1	2	.500
Ravern Johnson	89	191	.466
Twany Beckham	13	28	.464
Romero Osby	41	90	.456
Kodi Augustus	24	54	.444
Elgin Bailey	30	70	.429

3-Point Percentage	3FG	Att	Pct
Christopher Gay	1	1	1.000
Ravern Johnson	49	102	.480
Phil Turner	19	48	.396
Riley Benock	14	38	.368
Barry Stewart	35	98	.357
Dee Bost	24	77	.312
Romero Osby	6	21	.286
Jacquiese Holcombe	1	5	.200
Kodi Augustus	2	11	.182
Twany Beckham	0	3	.000

Free Throw Percent	FG	Att	Pct
Ravern Johnson	22	26	.846
Phil Turner	35	44	.795
Kodi Augustus	23	29	.793
Romero Osby	32	42	.762
Dee Bost	57	82	.695
Jarvis Varnado	55	82	.671
Barry Stewart	42	63	.667
Jacquiese Holcombe	4	6	.667
Riley Benock	5	8	.625
Elgin Bailey	22	36	.611
Brian Johnson	7	12	.583
Twany Beckham	13	25	.520

Scoring Average	G	Pts	Avg/G
Jarvis Varnado	20	259	13.0
Ravern Johnson	20	249	12.5
Barry Stewart	20	211	10.6
Dee Bost	20	193	9.7
Phil Turner	20	154	7.7
Kodi Augustus	11	73	6.6
Romero Osby	20	120	6.0
Elgin Bailey	18	82	4.6
Jacquiese Holcombe	7	21	3.0
Riley Benock	20	55	2.8
Brian Johnson	7	19	2.7
Twany Beckham	17	39	2.3

Field Goal Attempts	G	Att	Att/G
Ravern Johnson	20	191	9.6
Barry Stewart	20	179	9.0
Jarvis Varnado	20	164	8.2
Dee Bost	20	160	8.0
Phil Turner	20	97	4.9

Field Goals Made	G	Made	Made/G
Jarvis Varnado	20	102	5.1
Ravern Johnson	20	89	4.5
Barry Stewart	20	67	3.4
Dee Bost	20	56	2.8
Phil Turner	20	50	2.5

3-Point FG Attempts	G	Att	Att/G
Ravern Johnson	20	102	5.1
Barry Stewart	20	98	4.9
Dee Bost	20	77	3.9
Phil Turner	20	48	2.4
Riley Benock	20	38	1.9

3-Point FG Made	G	Made	Made/G
Ravern Johnson	20	49	2.5
Barry Stewart	20	35	1.8
Dee Bost	20	24	1.2
Phil Turner	20	19	1.0
Riley Benock	20	14	0.7

Free Throw Attempts	G	Att	Att/G
Jarvis Varnado	20	82	4.1
Dee Bost	20	82	4.1
Barry Stewart	20	63	3.2
Phil Turner	20	44	2.2
Romero Osby	20	42	2.1

Free Throws Made	G	Made	Made/G
Dee Bost	20	57	2.9
Jarvis Varnado	20	55	2.8
Barry Stewart	20	42	2.1
Phil Turner	20	35	1.8
Romero Osby	20	32	1.6



2008-09 Mississippi State Basketball
Mississippi State Category Leaders (as of Jan 24, 2009)
All games

Rebounds	G	Reb	Reb/G
Jarvis Varnado	20	185	9.3
Ravern Johnson	20	71	3.6
Phil Turner	20	70	3.5
Romero Osby	20	69	3.5
Barry Stewart	20	66	3.3

Rebound Average	G	Reb	Avg/G
Jarvis Varnado	20	185	9.3
Kodi Augustus	11	51	4.6
Ravern Johnson	20	71	3.6
Phil Turner	20	70	3.5
Romero Osby	20	69	3.5

Offensive Rebounds	G	No.	Avg/G
Jarvis Varnado	20	53	2.7
Ravern Johnson	20	20	1.0
Romero Osby	20	20	1.0
Kodi Augustus	11	19	1.7
Elgin Bailey	18	16	0.9
Phil Turner	20	16	0.8

Defensive Rebounds	G	No.	Avg/G
Jarvis Varnado	20	132	6.6
Phil Turner	20	54	2.7
Barry Stewart	20	54	2.7
Dee Bost	20	52	2.6
Ravern Johnson	20	51	2.6

Fouls	G	No.	Per/G
Dee Bost	20	46	2.3
Barry Stewart	20	43	2.2
Jarvis Varnado	20	41	2.1
Phil Turner	20	37	1.9
Romero Osby	20	34	1.7

Foulsouts	G	No.
Dee Bost	20	1
Kodi Augustus	11	1
Romero Osby	20	1
Elgin Bailey	18	1

Assists	G	No.	Ast/G
Dee Bost	20	90	4.5
Barry Stewart	20	33	1.7
Phil Turner	20	28	1.4
Ravern Johnson	20	28	1.4
Twany Beckham	17	25	1.5

Steals	G	No.	Stl/G
Dee Bost	20	27	1.4
Barry Stewart	20	26	1.3
Phil Turner	20	23	1.2
Jarvis Varnado	20	13	0.7
Elgin Bailey	18	12	0.7

Blocked Shots	G	No.	Blk/G
Jarvis Varnado	20	97	4.9
Elgin Bailey	18	22	1.2
Ravern Johnson	20	10	0.5
Phil Turner	20	8	0.4
Barry Stewart	20	8	0.4

Minutes	G	No.	Min/G
Ravern Johnson	20	611	30.6
Barry Stewart	20	599	30.0
Dee Bost	20	591	29.6
Jarvis Varnado	20	552	27.6
Phil Turner	20	398	19.9

Turnovers	G	No.	TO/G
Dee Bost	20	55	2.8
Jarvis Varnado	20	37	1.9
Ravern Johnson	20	32	1.6
Barry Stewart	20	31	1.6
Phil Turner	20	29	1.5



2008-09 Mississippi State Basketball
Mississippi State Game-by-Game Highs (as of Jan 24, 2009)
All games

Opponent	Date	Score	Points	Rebounds	Assists	Steals	Blocked shots
CENTENARY	11-15-08	77-55	15-Ravern Johnson	11-Jarvis Varnado	4-Dee Bost	4-Barry Stewart	7-Jarvis Varnado
LOUISIANA-MONROE	11-17-08	78-49	17-Barry Stewart	11-Jarvis Varnado	7-Dee Bost	1-Elgin Bailey Dee Bost Kodi Augustus Barry Stewart	9-Jarvis Varnado
NORTH ALABAMA	11-19-08	102-61	16-Jarvis Varnado Barry Stewart	14-Jarvis Varnado	10-Dee Bost	3-Phil Turner	7-Jarvis Varnado
FAIRLEIGH DICKINSON	11-22-08	84-58	14-Jarvis Varnado	16-Jarvis Varnado	6-Dee Bost	2-Twany Beckham	8-Jarvis Varnado
at St. Bonaventure	11-25-08	76-71	19-Jarvis Varnado	12-Jarvis Varnado	4-Barry Stewart	3-Dee Bost	6-Jarvis Varnado
vs Washington State	11-28-08	52-63	10-Barry Stewart Kodi Augustus	7-Dee Bost	3-Dee Bost	2-Elgin Bailey	4-Jarvis Varnado
vs Texas Tech	11-29-08	73-77	16-Dee Bost Kodi Augustus	10-Jarvis Varnado	3-Dee Bost	3-Dee Bost	4-Jarvis Varnado
ALABAMA STATE	12-06-08	76-67	22-Jarvis Varnado	9-Jarvis Varnado	5-Barry Stewart Dee Bost	2-Jarvis Varnado Dee Bost	8-Jarvis Varnado
CHARLOTTE	12-10-08	64-70	15-Dee Bost	9-Jarvis Varnado	3-Jarvis Varnado Twany Beckham	2-Phil Turner	3-Jarvis Varnado
SOUTH ALABAMA	12-13-08	79-60	21-Jarvis Varnado	8-Jarvis Varnado	5-Dee Bost	2-Phil Turner	6-Jarvis Varnado
vs University of Cincinnati	12/18/08	63-75	24-Jarvis Varnado	6-Phil Turner Jarvis Varnado	4-Twany Beckham	3-Phil Turner	4-Jarvis Varnado
vs Nicholls State	12-22-08	74-68	24-Jarvis Varnado	8-Ravern Johnson	6-Dee Bost	2-Ravern Johnson Phil Turner	6-Jarvis Varnado
SAN DIEGO	12-30-08	61-64	17-Barry Stewart	13-Jarvis Varnado	4-Barry Stewart	4-Dee Bost	6-Jarvis Varnado
HOUSTON	01-03-09	82-65	16-Phil Turner	8-Jarvis Varnado	8-Dee Bost	1-Ravern Johnson Phil Turner Elgin Bailey Brian Johnson Barry Stewart	3-Jarvis Varnado
WESTERN KENTUCKY	01-05-09	95-67	26-Ravern Johnson	10-Jarvis Varnado	3-Twany Beckham Barry Stewart	2-Barry Stewart	1-Elgin Bailey Jarvis Varnado
at Arkansas	01-10-09	70-56	17-Dee Bost Barry Stewart	9-Jarvis Varnado	5-Dee Bost	2-Dee Bost	5-Jarvis Varnado
ALABAMA	01-14-09	83-74	17-Phil Turner	10-Jarvis Varnado	10-Dee Bost	3-Barry Stewart	3-Jarvis Varnado Phil Turner
VANDERBILT	01-17-09	73-66	18-Ravern Johnson	6-Jarvis Varnado	6-Dee Bost	4-Phil Turner	3-Jarvis Varnado
at LSU	01/21/09	57-81	18-Jarvis Varnado	4-Jarvis Varnado	3-Ravern Johnson	2-Ravern Johnson Barry Stewart	1-Brian Johnson Phil Turner
at Georgia	01/24/09	67-61	21-Ravern Johnson	8-Jarvis Varnado	3-Dee Bost	4-Jarvis Varnado	4-Jarvis Varnado



2008-09 Mississippi State Basketball
Mississippi State Team Game-by-Game (as of Jan 24, 2009)
All games

TEAM STATISTICS

				Total		3-Pointers		Free throws		Rebounds											
Opponent	Date	Score		fg-fga	pct	3fg-fga	pct	ft-fa	pct	off	def	tot	avg	pf	a	t/o	blk	stl	pts	avg	
CENTENARY	11-15-08	77-55	W	27-58	.466	10-22	.455	13-20	.650	11	35	46	46.0	16	17	17	15	12	77	77.0	
LOUISIANA-MONROE	11-17-08	78-49	W	28-56	.500	9-21	.429	13-19	.684	13	37	50	48.0	18	20	20	12	4	78	77.5	
NORTH ALABAMA	11-19-08	102-61	W	34-59	.576	11-25	.440	23-26	.885	12	39	51	49.0	12	17	21	13	10	102	85.7	
FAIRLEIGH DICKINSON	11-22-08	84-58	W	30-59	.508	9-24	.375	15-28	.536	8	37	45	48.0	29	15	16	15	7	84	85.2	
at St. Bonaventure	11-25-08	76-71	W	25-59	.424	5-13	.385	21-27	.778	18	28	46	47.6	21	14	24	7	7	76	83.4	
vs Washington State	11-28-08	52-63	L	15-46	.326	6-14	.429	16-23	.696	6	25	31	44.8	18	7	20	8	7	52	78.2	
vs Texas Tech	11-29-08	73-77	L	26-65	.400	4-20	.200	17-31	.548	16	32	48	45.3	20	7	11	11	6	73	77.4	
ALABAMA STATE	12-06-08	76-67	W	26-52	.500	5-10	.500	19-28	.679	16	21	37	44.2	12	14	14	10	5	76	77.2	
CHARLOTTE	12-10-08	64-70	L	17-55	.309	6-26	.231	24-33	.727	13	29	42	44.0	15	7	11	6	4	64	75.8	
SOUTH ALABAMA	12-13-08	79-60	W	29-54	.537	4-14	.286	17-24	.708	8	25	33	42.9	19	14	13	9	8	79	76.1	
vs University of Cincinnati	12/18/08	63-75	L	25-55	.455	4-18	.222	9-12	.750	4	23	27	41.5	15	11	13	6	8	63	74.9	
vs Nicholls State	12-22-08	74-68	W	20-44	.455	5-18	.278	29-38	.763	12	23	35	40.9	13	13	14	8	7	74	74.8	
SAN DIEGO	12-30-08	61-64	Lot	22-56	.393	5-19	.263	12-21	.571	13	23	36	40.5	13	9	16	8	7	61	73.8	
HOUSTON	01-03-09	82-65	W	30-65	.462	11-25	.440	11-18	.611	12	34	46	40.9	25	18	15	5	5	82	74.4	
WESTERN KENTUCKY	01-05-09	95-67	W	35-53	.660	14-22	.636	11-12	.917	5	27	32	40.3	17	15	14	2	7	95	75.7	
at Arkansas	01-10-09	70-56	W	25-56	.446	11-27	.407	9-15	.600	9	29	38	40.2	17	13	13	5	4	70	75.4	
ALABAMA	01-14-09	83-74	W	29-58	.500	11-24	.458	14-21	.667	13	21	34	39.8	10	18	13	10	8	83	75.8	
VANDERBILT	01-17-09	73-66	W	24-50	.480	7-18	.389	18-22	.818	5	23	28	39.2	11	14	12	6	10	73	75.7	
at LSU	01/21/09	57-81	L	19-52	.365	5-20	.250	14-18	.778	4	20	24	38.4	17	9	11	2	6	57	74.7	
at Georgia	01/24/09	67-61	W	23-56	.411	9-24	.375	12-19	.632	8	24	32	38.0	11	8	13	4	13	67	74.3	
Mississippi State		1486		509-1108	.459	151-404	.374	317-455	.697	206	555	761	38.0	329	260	301	162	145	1486	74.3	
Opponents		1308		487-1284	.379	125-385	.325	209-334	.626	307	464	771	38.5	387	194	282	52	150	1308	65.4	

Games played: 20
Points/game: 74.3
FG Pct: 45.9
3FG Pct: 37.4
FT Pct: 69.7

Rebounds/game: 38.0
Assists/game: 13.0
Turnovers/game: 15.1
Assist/turnover ratio: 0.9
Steals/game: 7.3
Blocks/game: 8.1



2008-09 Mississippi State Basketball
Mississippi State Opponent Game-by-Game (as of Jan 24, 2009)
All games

OPPONENT STATISTICS

Opponent	Date	Score		Total		3-Pointers		Free throws		Rebounds				pf	a	t/o	blk	stl	pts	avg
				fg-fga	pct	3fg-fga	pct	ft-fta	pct	off	def	tot	avg							
CENTENARY	11-15-08	77-55	W	20-65	.308	9-22	.409	6-12	.500	14	24	38	38.0	15	12	18	4	11	55	55.0
LOUISIANA-MONROE	11-17-08	78-49	W	20-69	.290	4-21	.190	5-14	.357	17	19	36	37.0	25	8	13	0	7	49	52.0
NORTH ALABAMA	11-19-08	102-61	W	23-72	.319	7-22	.318	8-15	.533	13	14	27	33.7	20	10	15	2	12	61	55.0
FAIRLEIGH DICKINSON	11-22-08	84-58	W	16-66	.242	5-21	.238	21-39	.538	24	26	50	37.8	21	7	19	3	5	58	55.8
at St. Bonaventure	11-25-08	76-71	W	26-67	.388	5-13	.385	14-23	.609	16	20	36	37.4	25	11	17	4	9	71	58.8
vs Washington State	11-28-08	52-63	L	25-58	.431	2-13	.154	11-15	.733	9	26	35	37.0	19	10	12	4	11	63	59.5
vs Texas Tech	11-29-08	73-77	L	26-64	.406	10-22	.455	15-20	.750	10	29	39	37.3	22	13	10	2	5	77	62.0
ALABAMA STATE	12-06-08	76-67	W	27-62	.435	7-23	.304	6-8	.750	15	14	29	36.2	23	9	14	8	5	67	62.6
CHARLOTTE	12-10-08	64-70	L	26-67	.388	8-21	.381	10-16	.625	16	29	45	37.2	23	7	11	2	6	70	63.4
SOUTH ALABAMA	12-13-08	79-60	W	21-59	.356	5-14	.357	13-21	.619	17	22	39	37.4	16	1	15	6	5	60	63.1
vs University of Cincinnati	12/18/08	63-75	L	25-56	.446	12-27	.444	13-21	.619	12	29	41	37.7	17	20	15	2	7	75	64.2
vs Nicholls State	12-22-08	74-68	W	25-65	.385	12-32	.375	6-8	.750	17	16	33	37.3	25	12	12	0	8	68	64.5
SAN DIEGO	12-30-08	61-64	Lot	25-61	.410	2-4	.500	12-14	.857	14	26	40	37.5	19	8	14	1	10	64	64.5
HOUSTON	01-03-09	82-65	W	21-76	.276	3-18	.167	20-33	.606	25	28	53	38.6	19	7	9	1	9	65	64.5
WESTERN KENTUCKY	01-05-09	95-67	W	28-67	.418	6-21	.286	5-11	.455	16	14	30	38.1	12	11	11	2	7	67	64.7
at Arkansas	01-10-09	70-56	W	23-64	.359	3-22	.136	7-15	.467	17	25	42	38.3	13	7	14	1	5	56	64.1
ALABAMA	01-14-09	83-74	W	31-67	.463	3-9	.333	9-12	.750	17	19	36	38.2	18	8	13	1	7	74	64.7
VANDERBILT	01-17-09	73-66	W	28-62	.452	5-18	.278	5-8	.625	13	24	37	38.1	20	10	17	3	6	66	64.8
at LSU	01/21/09	57-81	L	29-60	.483	8-18	.444	15-19	.789	13	31	44	38.4	18	16	11	4	8	81	65.6
at Georgia	01/24/09	67-61	W	22-57	.386	9-24	.375	8-10	.800	12	29	41	38.5	17	7	22	2	7	61	65.4
Opponents		1308		487-1284	.379	125-385	.325	209-334	.626	307	464	771	38.5	387	194	282	52	150	1308	65.4
Mississippi State		1486		509-1108	.459	151-404	.374	317-455	.697	206	555	761	38.0	329	260	301	162	145	1486	74.3

Games played: 20
Points/game: 65.4
FG Pct: 37.9
3FG Pct: 32.5
FT Pct: 62.6

Rebounds/game: 38.5
Assists/game: 9.7
Turnovers/game: 14.1
Assist/turnover ratio: 0.7
Steals/game: 7.5
Blocks/game: 2.6



2008-09 Mississippi State Basketball
Mississippi State Game-by-Game Points-Rebounds-Assists (as of Jan 24, 2009)
All games

Opponent	Date	Score		01	02	03	04	05	10	14
				HOLCOMBE,J	JOHNSON,RA	BOST,DEE	BECKHAM,TW	OSBY,ROMER	GAY,CHRIST	BRYANT,ROD
CENTENARY	11-15-08	77-55	w	2-1-1	15-3-3	9-3-4	DNP	4-8-1	0-1-0	DNP
LOUISIANA-MONROE	11-17-08	78-49	w	4-2-0	10-4-2	14-3-7	DNP	7-2-0	0-0-0	DNP
NORTH ALABAMA	11-19-08	102-61	w	4-5-0	8-2-0	7-2-10	DNP	15-3-4	0-0-0	DNP
FAIRLEIGH DICKINSON	11-22-08	84-58	w	1-0-0	11-4-0	6-1-6	4-2-2	9-5-1	0-0-0	DNP
at St. Bonaventure	11-25-08	76-71	w	DNP	18-7-1	6-4-2	8-1-3	6-4-0	DNP	DNP
vs Washington State	11-28-08	52-63	L	DNP	7-2-1	8-7-3	1-0-1	7-0-0	DNP	DNP
vs Texas Tech	11-29-08	73-77	L	DNP	9-7-2	16-4-3	4-1-0	7-6-0	DNP	DNP
ALABAMA STATE	12-06-08	76-67	w	DNP	21-5-1	10-1-5	4-1-0	5-6-1	DNP	DNP
CHARLOTTE	12-10-08	64-70	L	5-2-0	7-5-0	15-0-1	0-1-3	10-6-0	DNP	DNP
SOUTH ALABAMA	12-13-08	79-60	w	5-2-0	12-3-0	4-4-5	6-3-2	4-0-0	0-0-0	0-0-1
vs University of Cincin	12/18/08	63-75	L	0-2-0	9-1-3	2-2-3	0-1-4	5-1-0	DNP	DNP
vs Nicholls State	12-22-08	74-68	w	DNP	11-8-2	3-5-6	2-0-0	2-2-0	DNP	DNP
SAN DIEGO	12-30-08	61-64	LO	DNP	9-4-1	13-1-1	3-3-0	3-0-0	DNP	DNP
HOUSTON	01-03-09	82-65	w	DNP	14-2-3	9-6-8	0-1-2	13-7-0	2-0-0	0-0-0
WESTERN KENTUCKY	01-05-09	95-67	w	DNP	26-1-2	18-4-0	0-1-3	4-2-2	3-0-0	0-0-1
at Arkansas	01-10-09	70-56	w	DNP	6-4-2	17-5-5	1-3-1	2-5-0	0-0-0	DNP
ALABAMA	01-14-09	83-74	w	DNP	7-1-1	13-2-10	2-2-1	8-6-1	DNP	DNP
VANDERBILT	01-17-09	73-66	w	DNP	18-5-1	16-5-6	0-3-1	2-2-0	DNP	DNP
at LSU	01/21/09	57-81	L	DNP	10-3-3	2-1-2	0-1-2	7-3-0	DNP	DNP
at Georgia	01/24/09	67-61	w	DNP	21-0-0	5-4-3	4-2-0	0-1-0	DNP	DNP

Opponent	Date	Score		15	20	22	24	25	32	33
				BENOCK,RIL	LUCZAK,TAY	STEWART,BA	AUGUSTUS,K	TURNER,PHI	VARNADO,JA	BOLEN,BRAN
CENTENARY	11-15-08	77-55	w	7-1-2	0-0-0	13-3-1	6-3-2	2-5-2	9-11-1	0-0-0
LOUISIANA-MONROE	11-17-08	78-49	w	0-2-2	2-0-0	17-1-1	12-8-2	3-2-4	2-11-1	0-0-0
NORTH ALABAMA	11-19-08	102-61	w	8-1-0	0-0-0	16-2-0	8-7-0	8-4-1	16-14-0	2-0-0
FAIRLEIGH DICKINSON	11-22-08	84-58	w	6-1-1	DNP	12-2-2	6-6-1	8-2-1	14-16-1	0-0-0
at St. Bonaventure	11-25-08	76-71	w	6-1-0	DNP	3-3-4	4-6-1	6-3-3	19-12-0	DNP
vs Washington State	11-28-08	52-63	L	0-1-1	DNP	10-2-0	10-4-0	5-4-0	2-5-1	DNP
vs Texas Tech	11-29-08	73-77	L	0-2-0	DNP	5-4-1	16-9-0	2-1-0	11-10-1	DNP
ALABAMA STATE	12-06-08	76-67	w	0-2-0	DNP	8-5-5	4-1-0	0-2-1	22-9-1	DNP
CHARLOTTE	12-10-08	64-70	L	0-0-0	DNP	10-6-0	0-5-0	5-3-0	8-9-3	DNP
SOUTH ALABAMA	12-13-08	79-60	w	0-1-2	2-0-0	4-0-0	7-1-0	10-2-4	21-8-0	0-0-0
vs University of Cincin	12/18/08	63-75	L	0-1-0	DNP	7-4-0	DNP	12-6-1	24-6-0	DNP
vs Nicholls State	12-22-08	74-68	w	8-3-0	DNP	12-3-4	DNP	11-5-1	24-6-0	0-0-0
SAN DIEGO	12-30-08	61-64	LO	0-1-2	DNP	17-5-4	DNP	6-8-1	10-13-0	DNP
HOUSTON	01-03-09	82-65	w	4-2-2	0-1-0	7-7-0	DNP	16-5-1	4-8-1	0-0-1
WESTERN KENTUCKY	01-05-09	95-67	w	5-1-0	0-1-0	18-3-3	DNP	6-4-2	6-10-1	0-0-0
at Arkansas	01-10-09	70-56	w	3-2-1	DNP	17-5-2	0-1-0	6-1-1	16-9-1	DNP
ALABAMA	01-14-09	83-74	w	6-0-0	DNP	13-3-2	DNP	17-3-1	11-10-2	DNP
VANDERBILT	01-17-09	73-66	w	1-1-0	DNP	7-2-3	DNP	14-3-3	8-6-0	DNP
at LSU	01/21/09	57-81	L	1-2-1	DNP	9-3-1	DNP	4-3-0	18-4-0	DNP
at Georgia	01/24/09	67-61	w	0-0-2	DNP	6-3-0	DNP	13-4-1	14-8-2	DNP



2008-09 Mississippi State Basketball
Mississippi State Game-by-Game Points-Rebounds-Assists (as of Jan 24, 2009)
All games

Opponent	Date	Score		44	45
				JOHNSON,BR	BAILEY,ELG
CENTENARY	11-15-08	77-55	w	DNP	10-3-0
LOUISIANA-MONROE	11-17-08	78-49	w	DNP	7-9-1
NORTH ALABAMA	11-19-08	102-61	w	DNP	10-5-2
FAIRLEIGH DICKINSON	11-22-08	84-58	w	DNP	7-4-0
at St. Bonaventure	11-25-08	76-71	w	DNP	0-1-0
vs Washington State	11-28-08	52-63	L	DNP	2-3-0
vs Texas Tech	11-29-08	73-77	L	DNP	3-3-0
ALABAMA STATE	12-06-08	76-67	w	DNP	2-1-0
CHARLOTTE	12-10-08	64-70	L	DNP	4-2-0
SOUTH ALABAMA	12-13-08	79-60	w	DNP	4-3-0
vs University of Cincin	12/18/08	63-75	L	DNP	4-0-0
vs Nicholls State	12-22-08	74-68	w	1-2-0	DNP
SAN DIEGO	12-30-08	61-64	LO	0-0-0	DNP
HOUSTON	01-03-09	82-65	w	6-4-0	7-2-0
WESTERN KENTUCKY	01-05-09	95-67	w	3-1-0	6-2-1
at Arkansas	01-10-09	70-56	w	DNP	2-2-0
ALABAMA	01-14-09	83-74	w	DNP	6-5-0
VANDERBILT	01-17-09	73-66	w	1-0-0	6-0-0
at LSU	01/21/09	57-81	L	4-3-0	2-0-0
at Georgia	01/24/09	67-61	w	4-0-0	0-6-0



2008-09 Mississippi State Basketball
Mississippi State Team High/Low Analysis (as of Jan 24, 2009)
All games

Mississippi State - TEAM GAME HIGHS

POINTS	102		NORTH ALABAMA (11-19-08)
	95		WESTERN KENTUCKY (01-05-09)
	84		FAIRLEIGH DICKINSON (11-22-08)
	83		ALABAMA (01-14-09)
	82		HOUSTON (01-03-09)
FIELD GOALS MADE	35		WESTERN KENTUCKY (01-05-09)
	34		NORTH ALABAMA (11-19-08)
FIELD GOAL ATTEMPTS	65		HOUSTON (01-03-09)
	65		vs Texas Tech (11-29-08)
FIELD GOAL PERCENTAGE	.660	(35-53)	WESTERN KENTUCKY (01-05-09)
	.576	(34-59)	NORTH ALABAMA (11-19-08)
3 PT FIELD GOALS MADE	14		WESTERN KENTUCKY (01-05-09)
	11		ALABAMA (01-14-09)
	11		at Arkansas (01-10-09)
	11		HOUSTON (01-03-09)
	11		NORTH ALABAMA (11-19-08)
3 PT FG ATTEMPTS	27		at Arkansas (01-10-09)
	26		CHARLOTTE (12-10-08)
3 PT FG PERCENTAGE	.636	(14-22)	WESTERN KENTUCKY (01-05-09)
	.500	(5-10)	ALABAMA STATE (12-06-08)
FREE THROWS MADE	29		vs Nicholls State (12-22-08)
	24		CHARLOTTE (12-10-08)
FREE THROW ATTEMPTS	38		vs Nicholls State (12-22-08)
	33		CHARLOTTE (12-10-08)
FREE THROW PERCENTAGE	.917	(11-12)	WESTERN KENTUCKY (01-05-09)
	.885	(23-26)	NORTH ALABAMA (11-19-08)
REBOUNDS	51		NORTH ALABAMA (11-19-08)
	50		LOUISIANA-MONROE (11-17-08)
ASSISTS	20		LOUISIANA-MONROE (11-17-08)
	18		ALABAMA (01-14-09)
	18		HOUSTON (01-03-09)
STEALS	13		at Georgia (01/24/09)
	12		CENTENARY (11-15-08)
BLOCKED SHOTS	15		FAIRLEIGH DICKINSON (11-22-08)
	15		CENTENARY (11-15-08)
TURNOVERS	24		at St. Bonaventure (11-25-08)
	21		NORTH ALABAMA (11-19-08)
FOULS	29		FAIRLEIGH DICKINSON (11-22-08)
	25		HOUSTON (01-03-09)



2008-09 Mississippi State Basketball
Mississippi State High/Low Analysis (as of Jan 24, 2009)
All games

Opponent - GAME HIGHS

POINTS	81		at LSU (01/21/09)
	77		vs Texas Tech (11-29-08)
	75		vs University of Cincinnati (12/18/08)
	74		ALABAMA (01-14-09)
	71		at St. Bonaventure (11-25-08)
FIELD GOALS MADE	31		ALABAMA (01-14-09)
	29		at LSU (01/21/09)
FIELD GOAL ATTEMPTS	76		HOUSTON (01-03-09)
	72		NORTH ALABAMA (11-19-08)
FIELD GOAL PERCENTAGE	.483	(29-60)	at LSU (01/21/09)
	.463	(31-67)	ALABAMA (01-14-09)
3 PT FIELD GOALS MADE	12		vs Nicholls State (12-22-08)
	12		vs University of Cincinnati (12/18/08)
3 PT FG ATTEMPTS	32		vs Nicholls State (12-22-08)
	27		vs University of Cincinnati (12/18/08)
3 PT FG PERCENTAGE	.500	(2-4)	SAN DIEGO (12-30-08)
	.455	(10-22)	vs Texas Tech (11-29-08)
FREE THROWS MADE	21		FAIRLEIGH DICKINSON (11-22-08)
	20		HOUSTON (01-03-09)
FREE THROW ATTEMPTS	39		FAIRLEIGH DICKINSON (11-22-08)
	33		HOUSTON (01-03-09)
FREE THROW PERCENTAGE	.857	(12-14)	SAN DIEGO (12-30-08)
	.800	(8-10)	at Georgia (01/24/09)
REBOUNDS	53		HOUSTON (01-03-09)
	50		FAIRLEIGH DICKINSON (11-22-08)
ASSISTS	20		vs University of Cincinnati (12/18/08)
	16		at LSU (01/21/09)
STEALS	12		NORTH ALABAMA (11-19-08)
	11		vs Washington State (11-28-08)
	11		CENTENARY (11-15-08)
BLOCKED SHOTS	8		ALABAMA STATE (12-06-08)
	6		SOUTH ALABAMA (12-13-08)
TURNOVERS	22		at Georgia (01/24/09)
	19		FAIRLEIGH DICKINSON (11-22-08)
FOULS	25		vs Nicholls State (12-22-08)
	25		at St. Bonaventure (11-25-08)
	25		LOUISIANA-MONROE (11-17-08)



2008-09 Mississippi State Basketball
Mississippi State High/Low Analysis (as of Jan 24, 2009)
All games

Mississippi State - GAME LOWS

POINTS	52		vs Washington State (11-28-08)
	57		at LSU (01/21/09)
	61		SAN DIEGO (12-30-08)
	63		vs University of Cincinnati (12/18/08)
	64		CHARLOTTE (12-10-08)
FIELD GOALS MADE	15		vs Washington State (11-28-08)
	17		CHARLOTTE (12-10-08)
FIELD GOAL ATTEMPTS	44		vs Nicholls State (12-22-08)
	46		vs Washington State (11-28-08)
FIELD GOAL PERCENTAGE	.309	(17-55)	CHARLOTTE (12-10-08)
	.326	(15-46)	vs Washington State (11-28-08)
3 PT FIELD GOALS MADE	4		vs Texas Tech (11-29-08)
	4		SOUTH ALABAMA (12-13-08)
	4		vs University of Cincinnati (12/18/08)
3 PT FG ATTEMPTS	10		ALABAMA STATE (12-06-08)
	13		at St. Bonaventure (11-25-08)
3 PT FG PERCENTAGE	.200	(4-20)	vs Texas Tech (11-29-08)
	.222	(4-18)	vs University of Cincinnati (12/18/08)
FREE THROWS MADE	9		vs University of Cincinnati (12/18/08)
	9		at Arkansas (01-10-09)
FREE THROW ATTEMPTS	12		vs University of Cincinnati (12/18/08)
	12		WESTERN KENTUCKY (01-05-09)
FREE THROW PERCENTAGE	.536	(15-28)	FAIRLEIGH DICKINSON (11-22-08)
	.548	(17-31)	vs Texas Tech (11-29-08)
REBOUNDS	24		at LSU (01/21/09)
	27		vs University of Cincinnati (12/18/08)
ASSISTS	7		vs Washington State (11-28-08)
	7		vs Texas Tech (11-29-08)
	7		CHARLOTTE (12-10-08)
STEALS	4		LOUISIANA-MONROE (11-17-08)
	4		CHARLOTTE (12-10-08)
	4		at Arkansas (01-10-09)
BLOCKED SHOTS	2		WESTERN KENTUCKY (01-05-09)
	2		at LSU (01/21/09)
TURNOVERS	11		vs Texas Tech (11-29-08)
	11		CHARLOTTE (12-10-08)
	11		at LSU (01/21/09)
FOULS	10		ALABAMA (01-14-09)
	11		VANDERBILT (01-17-09)
	11		at Georgia (01/24/09)



2008-09 Mississippi State Basketball
Mississippi State High/Low Analysis (as of Jan 24, 2009)
All games

Opponent - GAME LOWS

POINTS	49		LOUISIANA-MONROE (11-17-08)
	55		CENTENARY (11-15-08)
	56		at Arkansas (01-10-09)
	58		FAIRLEIGH DICKINSON (11-22-08)
	60		SOUTH ALABAMA (12-13-08)
FIELD GOALS MADE	16		FAIRLEIGH DICKINSON (11-22-08)
	20		CENTENARY (11-15-08)
	20		LOUISIANA-MONROE (11-17-08)
FIELD GOAL ATTEMPTS	56		vs University of Cincinnati (12/18/08)
	57		at Georgia (01/24/09)
FIELD GOAL PERCENTAGE	.242	(16-66)	FAIRLEIGH DICKINSON (11-22-08)
	.276	(21-76)	HOUSTON (01-03-09)
3 PT FIELD GOALS MADE	2		vs Washington State (11-28-08)
	2		SAN DIEGO (12-30-08)
3 PT FG ATTEMPTS	4		SAN DIEGO (12-30-08)
	9		ALABAMA (01-14-09)
3 PT FG PERCENTAGE	.136	(3-22)	at Arkansas (01-10-09)
	.154	(2-13)	vs Washington State (11-28-08)
FREE THROWS MADE	5		LOUISIANA-MONROE (11-17-08)
	5		WESTERN KENTUCKY (01-05-09)
	5		VANDERBILT (01-17-09)
FREE THROW ATTEMPTS	8		ALABAMA STATE (12-06-08)
	8		vs Nicholls State (12-22-08)
	8		VANDERBILT (01-17-09)
FREE THROW PERCENTAGE	.357	(5-14)	LOUISIANA-MONROE (11-17-08)
	.455	(5-11)	WESTERN KENTUCKY (01-05-09)
REBOUNDS	27		NORTH ALABAMA (11-19-08)
	29		ALABAMA STATE (12-06-08)
ASSISTS	1		SOUTH ALABAMA (12-13-08)
	7		FAIRLEIGH DICKINSON (11-22-08)
	7		CHARLOTTE (12-10-08)
	7		HOUSTON (01-03-09)
	7		at Arkansas (01-10-09)
	7		at Georgia (01/24/09)
STEALS	5		FAIRLEIGH DICKINSON (11-22-08)
	5		vs Texas Tech (11-29-08)
	5		ALABAMA STATE (12-06-08)
	5		SOUTH ALABAMA (12-13-08)
	5		at Arkansas (01-10-09)
BLOCKED SHOTS	0		LOUISIANA-MONROE (11-17-08)
	0		vs Nicholls State (12-22-08)
TURNOVERS	9		HOUSTON (01-03-09)
	10		vs Texas Tech (11-29-08)
FOULS	12		WESTERN KENTUCKY (01-05-09)
	13		at Arkansas (01-10-09)



2008-09 Mississippi State Basketball
Mississippi State Player High/Low Analysis (as of Jan 24, 2009)
All games

Mississippi State - INDIVIDUAL GAME HIGHS

Points	26		Ravern Johnson vs Western Kentucky (01-05-09)
	24		Jarvis Varnado vs Nicholls State (12-22-08)
	24		Jarvis Varnado vs University of Cincinnati (12/18/08)
	22		Jarvis Varnado vs Alabama State (12-06-08)
	21		Ravern Johnson at Georgia (01/24/09)
	21		Jarvis Varnado vs South Alabama (12-13-08)
	21		Ravern Johnson vs Alabama State (12-06-08)
Field Goals Made	10		Jarvis Varnado vs University of Cincinnati (12/18/08)
	10		Jarvis Varnado vs Alabama State (12-06-08)
Field Goal Att.	16		Dee Bost vs Texas Tech (11-29-08)
	15		Ravern Johnson at Georgia (01/24/09)
	15		Ravern Johnson vs Houston (01-03-09)
	15		Barry Stewart vs Charlotte (12-10-08)
FG Pct (min 5 made)	.900	(9-10)	Ravern Johnson vs Western Kentucky (01-05-09)
	.889	(8-9)	Jarvis Varnado vs Nicholls State (12-22-08)
3-Point FG Made	6		Ravern Johnson vs Western Kentucky (01-05-09)
	5		Ravern Johnson at Georgia (01/24/09)
	5		Ravern Johnson vs Centenary (11-15-08)
3-Point FG Att.	8		Ravern Johnson at Georgia (01/24/09)
	8		Ravern Johnson vs Houston (01-03-09)
	8		Dee Bost vs Charlotte (12-10-08)
	8		Barry Stewart vs Charlotte (12-10-08)
	8		Ravern Johnson vs Centenary (11-15-08)
3-Pt FG Pct (min 2 made)	.857	(6-7)	Ravern Johnson vs Western Kentucky (01-05-09)
	.800	(4-5)	Barry Stewart vs Alabama (01-14-09)
Free Throws Made	9		Phil Turner vs Nicholls State (12-22-08)
	8		Dee Bost vs Vanderbilt (01-17-09)
	8		Jarvis Varnado vs Nicholls State (12-22-08)
Free Throw Att.	12		Phil Turner vs Nicholls State (12-22-08)
	11		Jarvis Varnado vs Nicholls State (12-22-08)
FT Pct (min 3 made)	1.000	(4-4)	Ravern Johnson at LSU (01/21/09)
	1.000	(4-4)	Phil Turner vs Vanderbilt (01-17-09)
	1.000	(4-4)	Jarvis Varnado vs University of Cincinnati (12/18/08)
	1.000	(4-4)	Twany Beckham vs South Alabama (12-13-08)
	1.000	(4-4)	Phil Turner vs South Alabama (12-13-08)
	1.000	(4-4)	Barry Stewart vs Charlotte (12-10-08)
	1.000	(4-4)	Romero Osby vs Charlotte (12-10-08)
	1.000	(4-4)	Kodi Augustus vs Alabama State (12-06-08)
	1.000	(4-4)	Ravern Johnson at St. Bonaventure (11-25-08)
	1.000	(4-4)	Phil Turner at St. Bonaventure (11-25-08)
	1.000	(4-4)	Jarvis Varnado vs North Alabama (11-19-08)
	1.000	(4-4)	Romero Osby vs North Alabama (11-19-08)
	1.000	(3-3)	Jacquiese Holcombe vs Charlotte (12-10-08)
	1.000	(3-3)	Romero Osby vs Louisiana-Monroe (11-17-08)
	1.000	(3-3)	Kodi Augustus vs Louisiana-Monroe (11-17-08)
Rebounds	16		Jarvis Varnado vs Fairleigh Dickinson (11-22-08)
	14		Jarvis Varnado vs North Alabama (11-19-08)
Assists	10		Dee Bost vs Alabama (01-14-09)
	10		Dee Bost vs North Alabama (11-19-08)
Steals	4		Jarvis Varnado at Georgia (01/24/09)
	4		Phil Turner vs Vanderbilt (01-17-09)
	4		Dee Bost vs San Diego (12-30-08)
	4		Barry Stewart vs Centenary (11-15-08)

Blocked Shots	9	Jarvis Varnado vs Louisiana-Monroe (11-17-08)
	8	Jarvis Varnado vs Alabama State (12-06-08)
	8	Jarvis Varnado vs Fairleigh Dickinson (11-22-08)
Turnovers	6	Dee Bost at St. Bonaventure (11-25-08)
	5	Dee Bost vs San Diego (12-30-08)
	5	Ravern Johnson vs Washington State (11-28-08)
Fouls	5	Dee Bost vs North Alabama (11-19-08)
	5	Dee Bost vs Washington State (11-28-08)
	5	Romero Osby at St. Bonaventure (11-25-08)
	5	Elgin Bailey vs Fairleigh Dickinson (11-22-08)
	5	Kodi Augustus vs Fairleigh Dickinson (11-22-08)



2008-09 Mississippi State Basketball
Mississippi State Opponent High/Low Analysis (as of Jan 24, 2009)
All games

OPPONENT INDIVIDUAL GAME HIGHS

Points	31	THORNTON, Marcus at LSU (01/21/09)
	24	MITCHELL, Tasmin at LSU (01/21/09)
	22	BLACKBURN, Ray at St. Bonaventure (11-25-08)
	20	Mikhail Torrance vs Alabama (01-14-09)
	20	Anatoly Bose vs Nicholls State (12-22-08)
Field Goals Made	10	THORNTON, Marcus at LSU (01/21/09)
	9	MITCHELL, Tasmin at LSU (01/21/09)
Field Goal Att.	22	Thomas Fraise vs North Alabama (11-19-08)
	20	Kelvin Lewis vs Houston (01-03-09)
FG Pct (min 5 made)	.800 (8-10)	Baynes, Aron vs Washington State (11-28-08)
	.750 (6-8)	Brandon Brooks vs Alabama State (12-06-08)
3-Point FG Made	5	McPhee, Ricky at Georgia (01/24/09)
	5	THORNTON, Marcus at LSU (01/21/09)
3-Point FG Att.	11	VAUGHN, Deonta vs University of Cincinnati (12/18/08)
	9	O. Mendez-Valdez vs Western Kentucky (01-05-09)
	9	Andrew Hayles vs Alabama State (12-06-08)
3-Pt FG Pct (min 2 made)	1.000 (3-3)	BLACKBURN, Ray at St. Bonaventure (11-25-08)
	.800 (4-5)	DAVIS, Larry vs University of Cincinnati (12/18/08)
Free Throws Made	9	Cameron Tyler vs Fairleigh Dickinson (11-22-08)
	7	BLACKBURN, Ray at St. Bonaventure (11-25-08)
Free Throw Att.	21	Cameron Tyler vs Fairleigh Dickinson (11-22-08)
	10	Kelvin Lewis vs Houston (01-03-09)
FT Pct (min 3 made)	1.000 (6-6)	MITCHELL, Tasmin at LSU (01/21/09)
	1.000 (6-6)	Mikhail Torrance vs Alabama (01-14-09)
	1.000 (6-6)	Anatoly Bose vs Nicholls State (12-22-08)
	1.000 (4-4)	Thompkins, Trey at Georgia (01/24/09)
	1.000 (4-4)	Rob Jones vs San Diego (12-30-08)
	1.000 (4-4)	Thompson, Klay vs Washington State (11-28-08)
	1.000 (3-3)	Graham, Tyree vs Texas Tech (11-29-08)
	1.000 (3-3)	Roberson, John vs Texas Tech (11-29-08)
Rebounds	15	Washington, Michael at Arkansas (01-10-09)
	15	Gyno Pomare vs San Diego (12-30-08)
Assists	6	TEMPLE, Garrett at LSU (01/21/09)
	6	VAUGHN, Deonta vs University of Cincinnati (12/18/08)
	6	Chase Adams vs Centenary (11-15-08)
Steals	6	Trumaine Johnson vs San Diego (12-30-08)
	6	Kellan Carter vs Nicholls State (12-22-08)
Blocked Shots	6	Kickingstallionsims vs Alabama State (12-06-08)
	3	Rondald Douglas vs South Alabama (12-13-08)
Turnovers	6	Washington, Michael at Arkansas (01-10-09)
	6	Brandon Brooks vs Alabama State (12-06-08)
Fouls	5	Desmond Wade vs Houston (01-03-09)
	5	Kellan Carter vs Nicholls State (12-22-08)
	5	Phil Jones vs Charlotte (12-10-08)
	5	Rashad Provitt vs Alabama State (12-06-08)
	5	Baynes, Aron vs Washington State (11-28-08)
	5	Alvin Mofunanya vs Fairleigh Dickinson (11-22-08)
	5	Elvado Lima vs North Alabama (11-19-08)



2008-09 Mississippi State Basketball
Mississippi State Individual Game-by-Game (as of Jan 24, 2009)
All games

#01 Jacquiese Holcombe

Opponent	Date	gs	min	Total		3-Pointers		Free throws		Rebounds				pf	a	t/o	blk	stl	pts	avg
				fg-fga	pct	3fg-fga	pct	ft-fa	pct	off	def	tot	avg							
CENTENARY	11-15-08		17	1-2	.500	0-1	.000	0-0	.000	1	0	1	1.0	2	1	2	0	1	2	2.0
LOUISIANA-MONROE	11-17-08		12	2-3	.667	0-1	.000	0-0	.000	0	2	2	1.5	3	0	1	0	0	4	3.0
NORTH ALABAMA	11-19-08		18	2-5	.400	0-1	.000	0-0	.000	3	2	5	2.7	0	0	2	0	0	4	3.3
FAIRLEIGH DICKINSON	11-22-08		10	0-1	.000	0-1	.000	1-2	.500	0	0	0	2.0	3	0	2	0	0	1	2.8
CHARLOTTE	12-10-08		7	1-1	1.000	0-0	.000	3-3	1.000	1	1	2	2.0	0	0	0	0	0	5	3.2
SOUTH ALABAMA	12-13-08		13	2-2	1.000	1-1	1.000	0-1	.000	1	1	2	2.0	1	0	2	0	1	5	3.5
vs University of Cincinnati	12/18/08		6	0-0	.000	0-0	.000	0-0	.000	1	1	2	2.0	0	0	1	0	0	0	3.0
Totals		0	83	8-14	.571	1-5	.200	4-6	.667	7	7	14	2.0	9	1	10	0	2	21	3.0

Games played: 7
Minutes/game: 11.9
Points/game: 3.0
FG Pct: 57.1
3FG Pct: 20.0
FT Pct: 66.7

Rebounds/game: 2.0
Assists/game: 0.1
Turnovers/game: 1.4
Assist/turnover ratio: 0.1
Steals/game: 0.3

#02 Ravern Johnson

Opponent	Date	gs	min	Total		3-Pointers		Free throws		Rebounds				pf	a	t/o	blk	stl	pts	avg
				fg-fga	pct	3fg-fga	pct	ft-fa	pct	off	def	tot	avg							
CENTENARY	11-15-08	*	24	5-9	.556	5-8	.625	0-0	.000	1	2	3	3.0	1	3	2	2	0	15	15.0
LOUISIANA-MONROE	11-17-08	*	27	4-9	.444	2-4	.500	0-1	.000	2	2	4	3.5	2	2	2	0	0	10	12.5
NORTH ALABAMA	11-19-08	*	23	3-7	.429	2-5	.400	0-0	.000	0	2	2	3.0	1	0	1	1	1	8	11.0
FAIRLEIGH DICKINSON	11-22-08	*	23	4-10	.400	3-6	.500	0-0	.000	0	4	4	3.3	1	0	1	2	0	11	11.0
at St. Bonaventure	11-25-08	*	29	6-9	.667	2-3	.667	4-4	1.000	3	4	7	4.0	1	1	4	0	1	18	12.4
vs Washington State	11-28-08	*	30	3-7	.429	1-1	1.000	0-0	.000	1	1	2	3.7	3	1	5	1	1	7	11.5
vs Texas Tech	11-29-08	*	32	4-10	.400	1-5	.200	0-0	.000	2	5	7	4.1	3	2	2	1	0	9	11.1
ALABAMA STATE	12-06-08	*	35	7-10	.700	3-4	.750	4-5	.800	2	3	5	4.3	1	1	2	0	0	21	12.4
CHARLOTTE	12-10-08	*	33	2-7	.286	2-6	.333	1-2	.500	1	4	5	4.3	1	0	0	1	0	7	11.8
SOUTH ALABAMA	12-13-08	*	26	4-8	.500	3-4	.750	1-1	1.000	0	3	3	4.2	2	0	1	0	1	12	11.8
vs University of Cincinnati	12/18/08	*	27	3-6	.500	1-2	.500	2-3	.667	0	1	1	3.9	2	3	1	0	0	9	11.5
vs Nicholls State	12-22-08	*	31	4-10	.400	1-3	.333	2-2	1.000	4	4	8	4.3	1	2	2	0	2	11	11.5
SAN DIEGO	12-30-08	*	37	4-10	.400	1-5	.200	0-0	.000	2	2	4	4.2	1	1	2	0	0	9	11.3
HOUSTON	01-03-09	*	35	6-15	.400	2-8	.250	0-0	.000	1	1	2	4.1	2	3	1	1	1	14	11.5
WESTERN KENTUCKY	01-05-09	*	30	9-10	.900	6-7	.857	2-2	1.000	1	0	1	3.9	1	2	1	0	0	26	12.5
at Arkansas	01-10-09	*	34	2-8	.250	2-6	.333	0-0	.000	0	4	4	3.9	1	2	2	0	0	6	12.1
ALABAMA	01-14-09	*	29	3-9	.333	1-4	.250	0-0	.000	0	1	1	3.7	0	1	0	1	0	7	11.8
VANDERBILT	01-17-09	*	37	6-12	.500	4-6	.667	2-2	1.000	0	5	5	3.8	3	1	0	0	0	18	12.1
at LSU	01/21/09	*	36	2-10	.200	2-7	.286	4-4	1.000	0	3	3	3.7	0	3	0	0	2	10	12.0
at Georgia	01/24/09	*	33	8-15	.533	5-8	.625	0-0	.000	0	0	0	3.6	0	0	3	0	0	21	12.5
Totals		20	611	89-191	.466	49-102	.480	22-26	.846	20	51	71	3.6	27	28	32	10	9	249	12.5

Games played: 20
Minutes/game: 30.6
Points/game: 12.5
FG Pct: 46.6
3FG Pct: 48.0
FT Pct: 84.6

Rebounds/game: 3.6
Assists/game: 1.4
Turnovers/game: 1.6
Assist/turnover ratio: 0.9
Steals/game: 0.5
Blocks/game: 0.5



2008-09 Mississippi State Basketball
Mississippi State Individual Game-by-Game (as of Jan 24, 2009)
All games

#03 Dee Bost

Opponent	Date	gs	min	Total		3-Pointers		Free throws		Rebounds				pf	a	t/o	blk	stl	pts	avg	
				fg-fga	pct	3fg-fga	pct	ft-fga	pct	off	def	tot	avg								
CENTENARY	11-15-08	*	23	3-8	.375	2-4	.500	1-2	.500	0	3	3	3.0	2	4	2	0	1	9	9.0	
LOUISIANA-MONROE	11-17-08	*	26	4-9	.444	3-6	.500	3-4	.750	0	3	3	3.0	1	7	2	0	1	14	11.5	
NORTH ALABAMA	11-19-08	*	23	2-5	.400	1-3	.333	2-2	1.000	1	1	2	2.7	2	10	5	0	1	7	10.0	
FAIRLEIGH DICKINSON	11-22-08	*	24	2-8	.250	0-4	.000	2-4	.500	0	1	1	2.3	3	6	4	0	1	6	9.0	
at St. Bonaventure	11-25-08	*	20	1-8	.125	0-1	.000	4-5	.800	1	3	4	2.6	2	6	0	3	6	8.4		
vs Washington State	11-28-08	*	30	1-6	.167	1-3	.333	5-6	.833	1	6	7	3.3	5	3	3	0	1	8	8.3	
vs Texas Tech	11-29-08	*	32	6-16	.375	3-6	.500	1-4	.250	1	3	4	3.4	4	3	1	0	3	16	9.4	
ALABAMA STATE	12-06-08	*	27	2-5	.400	1-2	.500	5-6	.833	1	0	1	3.1	3	5	4	0	2	10	9.5	
CHARLOTTE	12-10-08	*	32	3-10	.300	3-8	.375	6-8	.750	0	0	0	2.8	4	1	2	0	0	15	10.1	
SOUTH ALABAMA	12-13-08	*	35	2-6	.333	0-3	.000	0-0	.000	1	3	4	2.9	2	5	2	0	0	4	9.5	
vs University of Cincinnati	12/18/08	*	28	1-10	.100	0-6	.000	0-1	.000	0	2	2	2.8	2	3	0	0	2	2	8.8	
vs Nicholls State	12-22-08	*	33	0-1	.000	0-0	.000	3-4	.750	0	5	5	3.0	1	6	2	0	1	3	8.3	
SAN DIEGO	12-30-08	*	36	4-8	.500	2-5	.400	3-6	.500	0	1	1	2.8	4	1	5	0	4	13	8.7	
HOUSTON	01-03-09	*	29	3-4	.750	1-2	.500	2-2	1.000	1	5	6	3.1	1	8	4	0	0	9	8.7	
WESTERN KENTUCKY	01-05-09	*	33	7-12	.583	2-4	.500	2-3	.667	1	3	4	3.1	2	0	3	0	1	18	9.3	
at Arkansas	01-10-09	*	35	6-11	.545	3-6	.500	2-3	.667	1	4	5	3.3	2	5	2	0	2	17	9.8	
ALABAMA	01-14-09	*	30	3-11	.273	1-5	.200	6-10	.600	0	2	2	3.2	1	10	3	0	1	13	10.0	
VANDERBILT	01-17-09	*	35	4-8	.500	0-3	.000	8-9	.889	2	3	5	3.3	1	6	1	0	2	16	10.3	
at LSU	01/21/09	*	30	0-6	.000	0-2	.000	2-2	1.000	0	1	1	3.2	2	2	4	0	0	2	9.9	
at Georgia	01/24/09	*	30	2-8	.250	1-4	.250	0-1	.000	1	3	4	3.2	2	3	0	0	1	5	9.7	
Totals			20	591	56-160	.350	24-77	.312	57-82	.695	12	52	64	3.2	46	90	55	0	27	193	9.7

Games played: 20
 Minutes/game: 29.6
 Points/game: 9.7
 FG Pct: 35.0
 3FG Pct: 31.2
 FT Pct: 69.5

Rebounds/game: 3.2
 Assists/game: 4.5
 Turnovers/game: 2.8
 Assist/turnover ratio: 1.6
 Steals/game: 1.4

#04 Twany Beckham

Opponent	Date	gs	min	Total		3-Pointers		Free throws		Rebounds				pf	a	t/o	blk	stl	pts	avg
				fg-fga	pct	3fg-fga	pct	ft-fga	pct	off	def	tot	avg							
FAIRLEIGH DICKINSON	11-22-08		10	2-2	1.000	0-0	.000	0-1	.000	1	1	2	2.0	2	2	0	0	2	4	4.0
at St. Bonaventure	11-25-08		20	2-3	.667	0-0	.000	4-6	.667	0	1	1	1.5	1	3	1	0	1	8	6.0
vs Washington State	11-28-08		10	0-2	.000	0-0	.000	1-2	.500	0	0	0	1.0	0	1	1	0	0	1	4.3
vs Texas Tech	11-29-08		8	2-3	.667	0-0	.000	0-0	.000	0	1	1	1.0	0	0	1	0	0	4	4.3
ALABAMA STATE	12-06-08		13	2-3	.667	0-0	.000	0-0	.000	0	1	1	1.0	0	0	0	0	0	4	4.2
CHARLOTTE	12-10-08		6	0-1	.000	0-0	.000	0-2	.000	0	1	1	1.0	1	3	1	0	0	0	3.5
SOUTH ALABAMA	12-13-08		13	1-1	1.000	0-0	.000	4-4	1.000	0	3	3	1.3	1	2	2	0	1	6	3.9
vs University of Cincinnati	12/18/08		15	0-0	.000	0-0	.000	0-0	.000	0	1	1	1.3	0	4	3	0	1	0	3.4
vs Nicholls State	12-22-08		7	1-1	1.000	0-0	.000	0-0	.000	0	0	0	1.1	1	0	3	0	1	2	3.2
SAN DIEGO	12-30-08		9	1-2	.500	0-0	.000	1-4	.250	0	3	3	1.3	0	0	1	0	0	3	3.2
HOUSTON	01-03-09		10	0-1	.000	0-1	.000	0-1	.000	0	1	1	1.3	4	2	3	0	0	0	2.9
WESTERN KENTUCKY	01-05-09		6	0-0	.000	0-0	.000	0-0	.000	0	1	1	1.3	1	3	2	0	1	0	2.7
at Arkansas	01-10-09		4	0-0	.000	0-0	.000	1-2	.500	1	2	3	1.4	2	1	3	0	0	1	2.5
ALABAMA	01-14-09		10	1-2	.500	0-1	.000	0-0	.000	0	2	2	1.4	0	1	0	0	1	2	2.5
VANDERBILT	01-17-09		5	0-1	.000	0-0	.000	0-0	.000	0	3	3	1.5	0	1	2	1	0	0	2.3
at LSU	01/21/09		10	0-4	.000	0-1	.000	0-0	.000	0	1	1	1.5	1	2	2	0	0	0	2.2
at Georgia	01/24/09		10	1-2	.500	0-0	.000	2-3	.667	0	2	2	1.5	0	0	1	0	1	4	2.3
Totals		0	166	13-28	.464	0-3	.000	13-25	.520	2	24	26	1.5	14	25	26	1	9	39	2.3

Games played: 17
 Minutes/game: 9.8
 Points/game: 2.3
 FG Pct: 46.4
 3FG Pct: 0.0
 FT Pct: 52.0

Rebounds/game: 1.5
 Assists/game: 1.5
 Turnovers/game: 1.5
 Assist/turnover ratio: 1.0
 Steals/game: 0.5
 Blocks/game: 0.1



2008-09 Mississippi State Basketball
Mississippi State Individual Game-by-Game (as of Jan 24, 2009)
All games

#05 Romero Osby

Opponent	Date	gs	min	Total		3-Pointers		Free throws		Rebounds				pf	a	t/o	blk	stl	pts	avg
				fg-fga	pct	3fg-fga	pct	ft-fa	pct	off	def	tot	avg							
CENTENARY	11-15-08		19	1-4	.250	0-1	.000	2-3	.667	0	8	8	8.0	1	1	1	0	0	4	4.0
LOUISIANA-MONROE	11-17-08		14	2-4	.500	0-0	.000	3-3	1.000	1	1	2	5.0	2	0	2	0	0	7	5.5
NORTH ALABAMA	11-19-08		18	5-9	.556	1-3	.333	4-4	1.000	0	3	3	4.3	0	4	0	0	0	15	8.7
FAIRLEIGH DICKINSON	11-22-08		23	3-7	.429	1-3	.333	2-2	1.000	0	5	5	4.5	3	1	1	1	1	9	8.8
at St. Bonaventure	11-25-08		18	3-4	.750	0-0	.000	0-0	.000	0	4	4	4.4	5	0	2	0	0	6	8.2
vs Washington State	11-28-08		13	2-5	.400	0-1	.000	3-4	.750	0	0	0	3.7	1	0	3	0	1	7	8.0
vs Texas Tech	11-29-08		15	0-1	.000	0-0	.000	7-10	.700	2	4	6	4.0	2	0	1	1	1	7	7.9
ALABAMA STATE	12-06-08		20	1-4	.250	0-0	.000	3-6	.500	2	4	6	4.3	3	1	1	1	0	5	7.5
CHARLOTTE	12-10-08		22	3-6	.500	0-1	.000	4-4	1.000	3	3	6	4.4	3	0	0	0	1	10	7.8
SOUTH ALABAMA	12-13-08		10	1-2	.500	0-0	.000	2-2	1.000	0	0	0	4.0	2	0	1	0	0	4	7.4
vs University of Cincinnati	12/18/08		11	2-4	.500	0-1	.000	1-1	1.000	0	1	1	3.7	1	0	0	0	0	5	7.2
vs Nicholls State	12-22-08		8	1-2	.500	0-1	.000	0-0	.000	1	1	2	3.6	4	0	0	0	0	2	6.8
SAN DIEGO	12-30-08		10	1-3	.333	1-2	.500	0-0	.000	0	0	0	3.3	0	0	0	1	0	3	6.5
HOUSTON	01-03-09		17	5-13	.385	2-3	.667	1-1	1.000	5	2	7	3.6	2	0	0	0	0	13	6.9
WESTERN KENTUCKY	01-05-09		16	2-4	.500	0-0	.000	0-0	.000	0	2	2	3.5	1	2	1	0	1	4	6.7
at Arkansas	01-10-09		13	1-4	.250	0-1	.000	0-0	.000	1	4	5	3.6	1	0	1	0	0	2	6.4
ALABAMA	01-14-09		17	4-6	.667	0-2	.000	0-0	.000	3	3	6	3.7	0	1	2	2	0	8	6.5
VANDERBILT	01-17-09		13	1-3	.333	0-0	.000	0-0	.000	1	1	2	3.6	0	0	1	1	1	2	6.3
at LSU	01/21/09		12	3-4	.750	1-1	1.000	0-0	.000	1	2	3	3.6	2	0	0	0	0	7	6.3
at Georgia	01/24/09		6	0-1	.000	0-1	.000	0-2	.000	0	1	1	3.5	1	0	1	0	0	0	6.0
Totals		0	295	41-90	.456	6-21	.286	32-42	.762	20	49	69	3.5	34	10	18	7	6	120	6.0

Games played: 20
Minutes/game: 14.8
Points/game: 6.0
FG Pct: 45.6
3FG Pct: 28.6
FT Pct: 76.2

Rebounds/game: 3.5
Assists/game: 0.5
Turnovers/game: 0.9
Assist/turnover ratio: 0.6
Steals/game: 0.3
Blocks/game: 0.4

#10 Christopher Gay

Opponent	Date	gs	min	Total		3-Pointers		Free throws		Rebounds				pf	a	t/o	blk	stl	pts	avg
				fg-fga	pct	3fg-fga	pct	ft-fa	pct	off	def	tot	avg							
CENTENARY	11-15-08		2	0-0	.000	0-0	.000	0-0	.000	0	1	1	1.0	0	0	0	0	0	0	0.0
LOUISIANA-MONROE	11-17-08		1	0-0	.000	0-0	.000	0-0	.000	0	0	0	0.5	0	0	0	0	0	0	0.0
NORTH ALABAMA	11-19-08		1	0-0	.000	0-0	.000	0-0	.000	0	0	0	0.3	0	0	0	0	0	0	0.0
FAIRLEIGH DICKINSON	11-22-08		1	0-0	.000	0-0	.000	0-0	.000	0	0	0	0.3	0	0	1	0	0	0	0.0
SOUTH ALABAMA	12-13-08		1	0-0	.000	0-0	.000	0-0	.000	0	0	0	0.2	0	0	0	0	0	0	0.0
HOUSTON	01-03-09		1	1-1	1.000	0-0	.000	0-0	.000	0	0	0	0.2	0	0	0	0	0	2	0.3
WESTERN KENTUCKY	01-05-09		1	1-1	1.000	1-1	1.000	0-0	.000	0	0	0	0.1	0	0	0	0	0	3	0.7
at Arkansas	01-10-09		1	0-0	.000	0-0	.000	0-0	.000	0	0	0	0.1	0	0	0	0	0	0	0.6
Totals		0	9	2-2	1.000	1-1	1.000	0-0	.000	0	1	1	0.1	0	0	1	0	0	5	0.6

Games played: 8
Minutes/game: 1.1
Points/game: 0.6
FG Pct: 100.0
3FG Pct: 100.0

Rebounds/game: 0.1
Turnovers/game: 0.1



2008-09 Mississippi State Basketball
Mississippi State Individual Game-by-Game (as of Jan 24, 2009)
All games

#14 Rod Bryant

Opponent	Date	gs	min	Total		3-Pointers		Free throws		Rebounds				pf	a	t/o	blk	stl	pts	avg
				fg-fga	pct	3fg-fga	pct	ft-fa	pct	off	def	tot	avg							
SOUTH ALABAMA	12-13-08		1	0-0	.000	0-0	.000	0-0	.000	0	0	0	0.0	0	1	0	0	0	0	0.0
HOUSTON	01-03-09		1	0-0	.000	0-0	.000	0-0	.000	0	0	0	0.0	1	0	0	0	0	0	0.0
WESTERN KENTUCKY	01-05-09		1	0-0	.000	0-0	.000	0-0	.000	0	0	0	0.0	0	1	0	0	0	0	0.0
Totals		0	3	0-0	.000	0-0	.000	0-0	.000	0	0	0	0.0	1	2	0	0	0	0	0.0

Games played: 3
Minutes/game: 1.0

Assists/game: 0.7
Assist/turnover ratio: 99.9

#15 Riley Benock

Opponent	Date	gs	min	Total		3-Pointers		Free throws		Rebounds				pf	a	t/o	blk	stl	pts	avg
				fg-fga	pct	3fg-fga	pct	ft-fa	pct	off	def	tot	avg							
CENTENARY	11-15-08		15	3-3	1.000	1-1	1.000	0-0	.000	0	1	1	1.0	0	2	0	1	3	7	7.0
LOUISIANA-MONROE	11-17-08		12	0-2	.000	0-2	.000	0-0	.000	0	2	2	1.5	2	2	2	0	0	0	3.5
NORTH ALABAMA	11-19-08		13	3-4	.750	2-3	.667	0-0	.000	0	1	1	1.3	4	0	0	0	1	8	5.0
FAIRLEIGH DICKINSON	11-22-08		17	2-4	.500	2-4	.500	0-0	.000	0	1	1	1.3	1	1	0	0	0	6	5.3
at St. Bonaventure	11-25-08		8	2-3	.667	2-3	.667	0-0	.000	1	0	1	1.2	0	0	0	0	1	6	5.4
vs Washington State	11-28-08		10	0-0	.000	0-0	.000	0-0	.000	0	1	1	1.2	0	1	0	0	1	0	4.5
vs Texas Tech	11-29-08		12	0-4	.000	0-2	.000	0-0	.000	1	1	2	1.3	0	0	0	0	1	0	3.9
ALABAMA STATE	12-06-08		6	0-0	.000	0-0	.000	0-0	.000	0	2	2	1.4	0	0	2	0	0	0	3.4
CHARLOTTE	12-10-08		2	0-0	.000	0-0	.000	0-0	.000	0	0	0	1.2	0	0	0	1	0	0	3.0
SOUTH ALABAMA	12-13-08		14	0-4	.000	0-3	.000	0-0	.000	0	1	1	1.2	1	2	1	0	0	0	2.7
vs University of Cincinnati	12/18/08		7	0-1	.000	0-1	.000	0-0	.000	0	1	1	1.2	0	0	0	0	0	0	2.5
vs Nicholls State	12-22-08		15	2-6	.333	2-6	.333	2-2	1.000	1	2	3	1.3	1	0	1	0	0	8	2.9
SAN DIEGO	12-30-08		13	0-0	.000	0-0	.000	0-0	.000	0	1	1	1.3	0	2	1	0	1	0	2.7
HOUSTON	01-03-09		17	1-2	.500	1-2	.500	1-2	.500	0	2	2	1.4	4	2	0	0	0	4	2.8
WESTERN KENTUCKY	01-05-09		15	2-3	.667	1-2	.500	0-0	.000	0	1	1	1.3	0	0	2	0	1	5	2.9
at Arkansas	01-10-09		10	1-3	.333	1-3	.333	0-0	.000	0	2	2	1.4	1	1	0	0	0	3	2.9
ALABAMA	01-14-09		16	2-4	.500	2-3	.667	0-0	.000	0	0	0	1.3	0	0	0	0	1	6	3.1
VANDERBILT	01-17-09		7	0-1	.000	0-1	.000	1-2	.500	1	0	1	1.3	0	0	1	0	0	1	3.0
at LSU	01/21/09		18	0-2	.000	0-2	.000	1-2	.500	0	2	2	1.3	4	1	0	0	0	1	2.9
at Georgia	01/24/09		9	0-0	.000	0-0	.000	0-0	.000	0	0	0	1.3	0	2	0	0	0	0	2.8
Totals		0	236	18-46	.391	14-38	.368	5-8	.625	4	21	25	1.3	18	16	10	2	10	55	2.8

Games played: 20
Minutes/game: 11.8
Points/game: 2.8
FG Pct: 39.1
3FG Pct: 36.8
FT Pct: 62.5

Rebounds/game: 1.3
Assists/game: 0.8
Turnovers/game: 0.5
Assist/turnover ratio: 1.6
Steals/game: 0.5
Blocks/game: 0.1



2008-09 Mississippi State Basketball
Mississippi State Individual Game-by-Game (as of Jan 24, 2009)
All games

#20 Taylor Luczak

Opponent	Date	gs	min	Total		3-Pointers		Free throws		Rebounds				pf	a	t/o	blk	stl	pts	avg
				fg-fga	pct	3fg-fga	pct	ft-fa	pct	off	def	tot	avg							
CENTENARY	11-15-08		2	0-0	.000	0-0	.000	0-0	.000	0	0	0	0.0	0	0	0	0	0	0	0.0
LOUISIANA-MONROE	11-17-08		1	1-1	1.000	0-0	.000	0-0	.000	0	0	0	0.0	0	0	0	0	0	2	1.0
NORTH ALABAMA	11-19-08		2	0-0	.000	0-0	.000	0-0	.000	0	0	0	0.0	0	0	0	0	0	0	0.7
SOUTH ALABAMA	12-13-08		1	1-1	1.000	0-0	.000	0-0	.000	0	0	0	0.0	0	0	0	0	0	2	1.0
HOUSTON	01-03-09		1	0-0	.000	0-0	.000	0-0	.000	0	1	1	0.2	1	0	0	0	0	0	0.8
WESTERN KENTUCKY	01-05-09		1	0-0	.000	0-0	.000	0-0	.000	0	1	1	0.3	0	0	0	0	0	0	0.7
Totals		0	8	2-2	1.000	0-0	.000	0-0	.000	0	2	2	0.3	1	0	0	0	0	4	0.7

Games played: 6
Minutes/game: 1.3
Points/game: 0.7
FG Pct: 100.0

Rebounds/game: 0.3

#22 Barry Stewart

Opponent	Date	gs	min	Total		3-Pointers		Free throws		Rebounds				pf	a	t/o	blk	stl	pts	avg
				fg-fga	pct	3fg-fga	pct	ft-fa	pct	off	def	tot	avg							
CENTENARY	11-15-08	*	23	4-8	.500	2-4	.500	3-4	.750	1	2	3	3.0	3	1	4	0	4	13	13.0
LOUISIANA-MONROE	11-17-08	*	26	6-9	.667	3-6	.500	2-4	.500	0	1	1	2.0	3	1	3	1	1	17	15.0
NORTH ALABAMA	11-19-08	*	22	5-8	.625	3-5	.600	3-4	.750	0	2	2	2.0	2	0	2	0	1	16	15.3
FAIRLEIGH DICKINSON	11-22-08	*	23	4-9	.444	2-5	.400	2-4	.500	0	2	2	2.0	1	2	0	0	1	12	14.5
at St. Bonaventure	11-25-08	*	32	1-9	.111	1-4	.250	0-0	.000	0	3	3	2.2	3	4	3	0	1	3	12.2
vs Washington State	11-28-08	*	30	3-10	.300	2-5	.400	2-2	1.000	0	2	2	2.2	3	0	3	1	1	10	11.8
vs Texas Tech	11-29-08	*	28	2-8	.250	0-5	.000	1-4	.250	1	3	4	2.4	4	1	0	2	0	5	10.9
ALABAMA STATE	12-06-08	*	34	3-9	.333	1-4	.250	1-3	.333	2	3	5	2.8	2	5	1	0	1	8	10.5
CHARLOTTE	12-10-08	*	38	3-15	.200	0-8	.000	4-4	1.000	2	4	6	3.1	1	0	2	0	0	10	10.4
SOUTH ALABAMA	12-13-08	*	18	2-7	.286	0-1	.000	0-0	.000	0	0	0	2.8	0	0	0	0	0	4	9.8
vs University of Cincinnati	12/18/08	*	33	3-8	.375	1-3	.333	0-0	.000	0	4	4	2.9	4	0	3	1	1	7	9.5
vs Nicholls State	12-22-08	*	32	3-11	.273	2-6	.333	4-5	.800	1	2	3	2.9	2	4	0	1	1	12	9.8
SAN DIEGO	12-30-08	*	40	5-13	.385	1-5	.200	6-7	.857	1	4	5	3.1	2	4	2	0	2	17	10.3
HOUSTON	01-03-09	*	24	2-7	.286	2-5	.400	1-2	.500	2	5	7	3.4	3	0	1	1	1	7	10.1
WESTERN KENTUCKY	01-05-09	*	32	6-9	.667	4-6	.667	2-2	1.000	1	2	3	3.3	1	3	0	0	2	18	10.6
at Arkansas	01-10-09	*	35	5-8	.625	3-4	.750	4-6	.667	1	4	5	3.4	3	2	1	0	1	17	11.0
ALABAMA	01-14-09	*	35	4-7	.571	4-5	.800	1-2	.500	0	3	3	3.4	3	2	1	1	3	13	11.1
VANDERBILT	01-17-09	*	36	3-9	.333	1-5	.200	0-1	.000	0	2	2	3.3	0	3	2	0	0	7	10.9
at LSU	01/21/09	*	26	2-6	.333	2-6	.333	3-5	.600	0	3	3	3.3	1	1	1	0	2	9	10.8
at Georgia	01/24/09	*	32	1-9	.111	1-6	.167	3-4	.750	0	3	3	3.3	2	0	2	0	3	6	10.6
Totals		20	599	67-179	.374	35-98	.357	42-63	.667	12	54	66	3.3	43	33	31	8	26	211	10.6

Games played: 20
Minutes/game: 30.0
Points/game: 10.6
FG Pct: 37.4
3FG Pct: 35.7
FT Pct: 66.7

Rebounds/game: 3.3
Assists/game: 1.7
Turnovers/game: 1.6
Assist/turnover ratio: 1.1
Steals/game: 1.3
Blocks/game: 0.4



2008-09 Mississippi State Basketball
Mississippi State Individual Game-by-Game (as of Jan 24, 2009)
All games

#24 Kodi Augustus

Opponent	Date	gs	min	Total		3-Pointers		Free throws		Rebounds				pf	a	t/o	blk	stl	pts	avg
				fg-fga	pct	3fg-fga	pct	ft-fga	pct	off	def	tot	avg							
CENTENARY	11-15-08	*	17	2-3	.667	0-0	.000	2-2	1.000	0	3	3	3.0	2	2	1	2	1	6	6.0
LOUISIANA-MONROE	11-17-08	*	21	4-5	.800	1-1	1.000	3-3	1.000	3	5	8	5.5	2	2	0	0	1	12	9.0
NORTH ALABAMA	11-19-08	*	22	3-5	.600	0-2	.000	2-2	1.000	3	4	7	6.0	1	0	3	1	0	8	8.7
FAIRLEIGH DICKINSON	11-22-08	*	15	3-3	1.000	0-0	.000	0-0	.000	1	5	6	6.0	5	1	3	1	1	6	8.0
at St. Bonaventure	11-25-08	*	19	2-6	.333	0-1	.000	0-1	.000	3	3	6	6.0	4	1	2	0	0	4	7.2
vs Washington State	11-28-08	*	27	2-7	.286	1-3	.333	5-6	.833	0	4	4	5.7	2	0	0	1	0	10	7.7
vs Texas Tech	11-29-08	*	25	6-12	.500	0-2	.000	4-5	.800	5	4	9	6.1	3	0	3	0	1	16	8.9
ALABAMA STATE	12-06-08	*	20	0-4	.000	0-0	.000	4-4	1.000	0	1	1	5.5	0	0	1	0	0	4	8.3
CHARLOTTE	12-10-08	*	10	0-4	.000	0-1	.000	0-0	.000	2	3	5	5.4	1	0	1	1	0	0	7.3
SOUTH ALABAMA	12-13-08	*	7	2-3	.667	0-0	.000	3-4	.750	1	0	1	5.0	0	0	2	0	0	7	7.3
at Arkansas	01-10-09		4	0-2	.000	0-1	.000	0-2	.000	1	0	1	4.6	0	0	0	0	0	0	6.6
Totals		9	187	24-54	.444	2-11	.182	23-29	.793	19	32	51	4.6	20	6	16	6	4	73	6.6

Games played: 11
Minutes/game: 17.0
Points/game: 6.6
FG Pct: 44.4
3FG Pct: 18.2
FT Pct: 79.3

Rebounds/game: 4.6
Assists/game: 0.5
Turnovers/game: 1.5
Assist/turnover ratio: 0.4
Steals/game: 0.4
Blocks/game: 0.5

#25 Phil Turner

Opponent	Date	gs	min	Total		3-Pointers		Free throws		Rebounds				pf	a	t/o	blk	stl	pts	avg
				fg-fga	pct	3fg-fga	pct	ft-fga	pct	off	def	tot	avg							
CENTENARY	11-15-08		15	1-4	.250	0-3	.000	0-0	.000	2	3	5	5.0	3	2	3	0	0	2	2.0
LOUISIANA-MONROE	11-17-08		14	1-3	.333	0-1	.000	1-2	.500	0	2	2	3.5	1	4	2	0	0	3	2.5
NORTH ALABAMA	11-19-08		16	2-4	.500	2-3	.667	2-2	1.000	0	4	4	3.7	0	1	1	1	3	8	4.3
FAIRLEIGH DICKINSON	11-22-08		11	3-4	.750	1-1	1.000	1-2	.500	0	2	2	3.3	3	1	2	0	1	8	5.3
at St. Bonaventure	11-25-08		14	1-4	.250	0-1	.000	4-4	1.000	3	0	3	3.2	0	3	1	0	0	6	5.4
vs Washington State	11-28-08		10	2-3	.667	1-1	1.000	0-0	.000	0	4	4	3.3	2	0	1	0	0	5	5.3
vs Texas Tech	11-29-08		8	1-2	.500	0-0	.000	0-0	.000	0	1	1	3.0	0	0	1	1	0	2	4.9
ALABAMA STATE	12-06-08		5	0-0	.000	0-0	.000	0-0	.000	0	2	2	2.9	0	1	1	0	0	0	4.3
CHARLOTTE	12-10-08		8	1-2	.500	1-2	.500	2-2	1.000	0	3	3	2.9	2	0	1	0	2	5	4.3
SOUTH ALABAMA	12-13-08	*	21	3-6	.500	0-2	.000	4-4	1.000	0	2	2	2.8	3	4	0	0	2	10	4.9
vs University of Cincinnati	12/18/08	*	33	5-10	.500	2-5	.400	0-1	.000	0	6	6	3.1	3	1	1	0	3	12	5.5
vs Nicholls State	12-22-08	*	33	1-3	.333	0-2	.000	9-12	.750	1	4	5	3.3	1	1	4	1	2	11	6.0
SAN DIEGO	12-30-08	*	35	3-8	.375	0-2	.000	0-0	.000	4	4	8	3.6	4	1	3	1	0	6	6.0
HOUSTON	01-03-09	*	22	6-7	.857	3-4	.750	1-2	.500	1	4	5	3.7	0	1	1	0	1	16	6.7
WESTERN KENTUCKY	01-05-09	*	23	3-5	.600	0-2	.000	0-0	.000	1	3	4	3.7	3	2	2	0	0	6	6.7
at Arkansas	01-10-09	*	24	2-6	.333	2-6	.333	0-0	.000	0	1	1	3.6	4	1	1	0	0	6	6.6
ALABAMA	01-14-09	*	23	6-9	.667	3-4	.750	2-3	.667	1	2	3	3.5	2	1	1	3	2	17	7.2
VANDERBILT	01-17-09	*	27	4-7	.571	2-3	.667	4-4	1.000	0	3	3	3.5	2	3	1	0	4	14	7.6
at LSU	01/21/09	*	28	2-3	.667	0-1	.000	0-0	.000	1	2	3	3.5	2	0	1	1	1	4	7.4
at Georgia	01/24/09	*	28	3-7	.429	2-5	.400	5-6	.833	2	2	4	3.5	2	1	1	0	2	13	7.7
Totals		11	398	50-97	.515	19-48	.396	35-44	.795	16	54	70	3.5	37	28	29	8	23	154	7.7

Games played: 20
Minutes/game: 19.9
Points/game: 7.7
FG Pct: 51.5
3FG Pct: 39.6
FT Pct: 79.5

Rebounds/game: 3.5
Assists/game: 1.4
Turnovers/game: 1.5
Assist/turnover ratio: 1.0
Steals/game: 1.2
Blocks/game: 0.4



2008-09 Mississippi State Basketball
Mississippi State Individual Game-by-Game (as of Jan 24, 2009)
All games

#32 Jarvis Varnado

Opponent	Date	gs	min	Total		3-Pointers		Free throws		Rebounds				pf	a	t/o	blk	stl	pts	avg	
				fg-fga	pct	3fg-fga	pct	ft-fa	pct	off	def	tot	avg								
CENTENARY	11-15-08	*	25	3-6	.500	0-0	.000	3-5	.600	4	7	11	11.0	1	1	2	7	1	9	9.0	
LOUISIANA-MONROE	11-17-08	*	27	1-4	.250	0-0	.000	0-1	.000	3	8	11	11.0	1	1	3	9	0	2	5.5	
NORTH ALABAMA	11-19-08	*	22	6-7	.857	0-0	.000	4-4	1.000	1	13	14	12.0	1	0	3	7	0	16	9.0	
FAIRLEIGH DICKINSON	11-22-08	*	24	5-9	.556	0-0	.000	4-7	.571	5	11	16	13.0	2	1	0	8	0	14	10.3	
at St. Bonaventure	11-25-08	*	34	7-12	.583	0-0	.000	5-7	.714	5	7	12	12.8	3	0	3	6	0	19	12.0	
vs Washington State	11-28-08	*	25	1-3	.333	0-0	.000	0-2	.000	2	3	5	11.5	0	1	3	4	0	2	10.3	
vs Texas Tech	11-29-08	*	27	4-6	.667	0-0	.000	3-4	.750	2	8	10	11.3	3	1	1	4	0	11	10.4	
ALABAMA STATE	12-06-08	*	32	10-13	.769	0-0	.000	2-4	.500	5	4	9	11.0	2	1	2	8	2	22	11.9	
CHARLOTTE	12-10-08	*	36	3-7	.429	0-0	.000	2-6	.333	2	7	9	10.8	1	3	3	3	0	8	11.4	
SOUTH ALABAMA	12-13-08	*	26	9-11	.818	0-0	.000	3-6	.500	2	6	8	10.5	4	0	0	6	1	21	12.4	
vs University of Cincinnati	12/18/08	*	31	10-13	.769	0-0	.000	4-4	1.000	2	4	6	10.1	3	0	2	4	0	24	13.5	
vs Nicholls State	12-22-08	*	28	8-9	.889	0-0	.000	8-11	.727	2	4	6	9.8	2	0	1	6	0	24	14.3	
SAN DIEGO	12-30-08	*	39	4-12	.333	0-0	.000	2-4	.500	6	7	13	10.0	1	0	1	6	0	10	14.0	
HOUSTON	01-03-09	*	16	1-4	.250	0-0	.000	2-2	1.000	0	8	8	9.9	2	1	0	3	0	4	13.3	
WESTERN KENTUCKY	01-05-09	*	23	2-6	.333	0-0	.000	2-2	1.000	0	10	10	9.9	4	1	1	1	1	6	12.8	
at Arkansas	01-10-09	*	30	7-10	.700	0-0	.000	2-2	1.000	2	7	9	9.8	3	1	2	5	1	16	13.0	
ALABAMA	01-14-09	*	27	3-6	.500	0-0	.000	5-6	.833	4	6	10	9.8	1	2	3	3	0	11	12.9	
VANDERBILT	01-17-09	*	25	4-5	.800	0-0	.000	0-0	.000	1	5	6	9.6	4	0	3	3	2	8	12.6	
at LSU	01/21/09	*	25	8-14	.571	0-0	.000	2-2	1.000	2	2	4	9.3	2	0	1	0	1	18	12.9	
at Georgia	01/24/09	*	30	6-7	.857	0-0	.000	2-3	.667	3	5	8	9.3	1	2	3	4	4	14	13.0	
Totals			20	552	102-164	.622	0-0	.000	55-82	.671	53	132	185	9.3	41	16	37	97	13	259	13.0

Games played: 20
Minutes/game: 27.6
Points/game: 13.0
FG Pct: 62.2
FT Pct: 67.1

Rebounds/game: 9.3
Assists/game: 0.8
Turnovers/game: 1.9
Assist/turnover ratio: 0.4
Steals/game: 0.7
Blocks/game: 4.9

#33 Brandon Bolen

Opponent	Date	gs	min	Total		3-Pointers		Free throws		Rebounds				pf	a	t/o	blk	stl	pts	avg
				fg-fga	pct	3fg-fga	pct	ft-fa	pct	off	def	tot	avg							
CENTENARY	11-15-08		2	0-0	.000	0-0	.000	0-0	.000	0	0	0	0.0	0	0	0	0	0	0	0.0
LOUISIANA-MONROE	11-17-08		2	0-0	.000	0-0	.000	0-0	.000	0	0	0	0.0	0	0	0	0	0	0	0.0
NORTH ALABAMA	11-19-08		4	1-1	1.000	0-0	.000	0-0	.000	0	0	0	0.0	0	0	0	0	1	2	0.7
FAIRLEIGH DICKINSON	11-22-08		2	0-0	.000	0-0	.000	0-0	.000	0	0	0	0.0	0	0	0	0	0	0	0.5
SOUTH ALABAMA	12-13-08		1	0-0	.000	0-0	.000	0-0	.000	0	0	0	0.0	0	0	0	0	1	0	0.4
vs Nicholls State	12-22-08		1	0-0	.000	0-0	.000	0-0	.000	0	0	0	0.0	0	0	0	0	0	0	0.3
HOUSTON	01-03-09		3	0-1	.000	0-0	.000	0-0	.000	0	0	0	0.0	0	1	0	0	0	0	0.3
WESTERN KENTUCKY	01-05-09		2	0-0	.000	0-0	.000	0-0	.000	0	0	0	0.0	0	0	0	0	0	0	0.3
Totals			0	17	1-2	.500	0-0	.000	0-0	.000	0	0	0	0.0	0	1	0	0	2	0.3

Games played: 8
Minutes/game: 2.1
Points/game: 0.3
FG Pct: 50.0

Assists/game: 0.1
Assist/turnover ratio: 99.9
Steals/game: 0.3



2008-09 Mississippi State Basketball
Mississippi State Individual Game-by-Game (as of Jan 24, 2009)
All games

#44 Brian Johnson

Opponent	Date	gs	min	Total		3-Pointers		Free throws		Rebounds				pf	a	t/o	blk	stl	pts	avg
				fg-fga	pct	3fg-fga	pct	ft-fa	pct	off	def	tot	avg							
vs Nicholls State	12-22-08		12	0-1	.000	0-0	.000	1-2	.500	2	0	2	2.0	0	0	1	0	0	1	1.0
SAN DIEGO	12-30-08		6	0-0	.000	0-0	.000	0-0	.000	0	0	0	1.0	1	0	0	0	0	0	0.5
HOUSTON	01-03-09		10	2-3	.667	0-0	.000	2-4	.500	2	2	4	2.0	2	0	4	0	1	6	2.3
WESTERN KENTUCKY	01-05-09		4	1-1	1.000	0-0	.000	1-1	1.000	0	1	1	1.8	1	0	0	0	0	3	2.5
VANDERBILT	01-17-09		5	0-0	.000	0-0	.000	1-2	.500	0	0	0	1.4	0	0	0	0	0	1	2.2
at LSU	01/21/09		9	1-1	1.000	0-0	.000	2-3	.667	0	3	3	1.7	2	0	0	1	0	4	2.5
at Georgia	01/24/09		12	2-3	.667	0-0	.000	0-0	.000	0	0	0	1.4	3	0	1	0	1	4	2.7
Totals		0	58	6-9	.667	0-0	.000	7-12	.583	4	6	10	1.4	9	0	6	1	2	19	2.7

Games played: 7
Minutes/game: 8.3
Points/game: 2.7
FG Pct: 66.7
FT Pct: 58.3

Rebounds/game: 1.4
Turnovers/game: 0.9
Steals/game: 0.3
Blocks/game: 0.1

#45 Elgin Bailey

Opponent	Date	gs	min	Total		3-Pointers		Free throws		Rebounds				pf	a	t/o	blk	stl	pts	avg
				fg-fga	pct	3fg-fga	pct	ft-fa	pct	off	def	tot	avg							
CENTENARY	11-15-08		16	4-11	.364	0-0	.000	2-4	.500	2	1	3	3.0	1	0	0	3	1	10	10.0
LOUISIANA-MONROE	11-17-08		17	3-7	.429	0-0	.000	1-1	1.000	3	6	9	6.0	1	1	3	2	1	7	8.5
NORTH ALABAMA	11-19-08		16	2-4	.500	0-0	.000	6-8	.750	1	4	5	5.7	1	2	4	3	2	10	9.0
FAIRLEIGH DICKINSON	11-22-08		17	2-2	1.000	0-0	.000	3-6	.500	0	4	4	5.3	5	0	2	3	0	7	8.5
at St. Bonaventure	11-25-08		6	0-1	.000	0-0	.000	0-0	.000	0	1	1	4.4	2	0	2	1	0	0	6.8
vs Washington State	11-28-08		15	1-3	.333	0-0	.000	0-1	.000	1	2	3	4.2	2	0	1	1	2	2	6.0
vs Texas Tech	11-29-08		13	1-3	.333	0-0	.000	1-4	.250	2	1	3	4.0	1	0	1	2	0	3	5.6
ALABAMA STATE	12-06-08		8	1-4	.250	0-0	.000	0-0	.000	1	0	1	3.6	1	0	0	1	0	2	5.1
CHARLOTTE	12-10-08		6	1-2	.500	0-0	.000	2-2	1.000	0	2	2	3.4	1	0	1	0	1	4	5.0
SOUTH ALABAMA	12-13-08		13	2-3	.667	0-0	.000	0-2	.000	0	3	3	3.4	3	0	2	3	1	4	4.9
vs University of Cincinnati	12/18/08		9	1-3	.333	0-0	.000	2-2	1.000	0	0	0	3.1	0	0	2	1	1	4	4.8
HOUSTON	01-03-09		14	3-7	.429	0-0	.000	1-2	.500	0	2	2	3.0	3	0	1	0	1	7	5.0
WESTERN KENTUCKY	01-05-09		13	2-2	1.000	0-0	.000	2-2	1.000	0	2	2	2.9	3	1	1	1	0	6	5.1
at Arkansas	01-10-09		10	1-4	.250	0-0	.000	0-0	.000	1	1	2	2.9	0	0	1	0	0	2	4.9
ALABAMA	01-14-09		13	3-4	.750	0-0	.000	0-0	.000	3	2	5	3.0	3	0	3	0	0	6	4.9
VANDERBILT	01-17-09		10	2-4	.500	0-0	.000	2-2	1.000	0	0	0	2.8	1	0	1	1	1	6	5.0
at LSU	01/21/09		6	1-2	.500	0-0	.000	0-0	.000	0	0	0	2.6	1	0	2	0	0	2	4.8
at Georgia	01/24/09		10	0-4	.000	0-0	.000	0-0	.000	2	4	6	2.8	0	0	1	0	1	0	4.6
Totals		0	212	30-70	.429	0-0	.000	22-36	.611	16	35	51	2.8	29	4	28	22	12	82	4.6

Games played: 18
Minutes/game: 11.8
Points/game: 4.6
FG Pct: 42.9
FT Pct: 61.1

Rebounds/game: 2.8
Assists/game: 0.2
Turnovers/game: 1.6
Assist/turnover ratio: 0.1
Steals/game: 0.7
Blocks/game: 1.2



2008-09 Mississippi State Basketball
Mississippi State Individual Game-by-Game (as of Jan 24, 2009)
All games

#TM TEAM

Opponent	Date	gs	min	Total		3-Pointers		Free throws		Rebounds				pf	a	t/o	blk	stl	pts	avg
				fg-fga	pct	3fg-fga	pct	ft-fa	pct	off	def	tot	avg							
CENTENARY	11-15-08		0	0-0	.000	0-0	.000	0-0	.000	0	4	4	4.0	0	0	0	0	0	0	0.0
LOUISIANA-MONROE	11-17-08		0	0-0	.000	0-0	.000	0-0	.000	1	5	6	5.0	0	0	0	0	0	0	0.0
NORTH ALABAMA	11-19-08		0	0-0	.000	0-0	.000	0-0	.000	3	3	6	5.3	0	0	0	0	0	0	0.0
FAIRLEIGH DICKINSON	11-22-08		0	0-0	.000	0-0	.000	0-0	.000	1	1	2	4.5	0	0	0	0	0	0	0.0
at St. Bonaventure	11-25-08		0	0-0	.000	0-0	.000	0-0	.000	2	2	4	4.4	0	0	0	0	0	0	0.0
vs Washington State	11-28-08		0	0-0	.000	0-0	.000	0-0	.000	1	2	3	4.2	0	0	0	0	0	0	0.0
vs Texas Tech	11-29-08		0	0-0	.000	0-0	.000	0-0	.000	0	1	1	3.7	0	0	0	0	0	0	0.0
ALABAMA STATE	12-06-08		0	0-0	.000	0-0	.000	0-0	.000	3	1	4	3.8	0	0	0	0	0	0	0.0
CHARLOTTE	12-10-08		0	0-0	.000	0-0	.000	0-0	.000	2	1	3	3.7	0	0	0	0	0	0	0.0
SOUTH ALABAMA	12-13-08		0	0-0	.000	0-0	.000	0-0	.000	3	3	6	3.9	0	0	0	0	0	0	0.0
vs University of Cincinnati	12/18/08		0	0-0	.000	0-0	.000	0-0	.000	1	2	3	3.8	0	0	0	0	0	0	0.0
vs Nicholls State	12-22-08		0	0-0	.000	0-0	.000	0-0	.000	0	1	1	3.6	0	0	0	0	0	0	0.0
SAN DIEGO	12-30-08		0	0-0	.000	0-0	.000	0-0	.000	0	1	1	3.4	0	0	1	0	0	0	0.0
HOUSTON	01-03-09		0	0-0	.000	0-0	.000	0-0	.000	0	1	1	3.2	0	0	0	0	0	0	0.0
WESTERN KENTUCKY	01-05-09		0	0-0	.000	0-0	.000	0-0	.000	1	1	2	3.1	0	0	1	0	0	0	0.0
at Arkansas	01-10-09		0	0-0	.000	0-0	.000	0-0	.000	1	0	1	3.0	0	0	0	0	0	0	0.0
ALABAMA	01-14-09		0	0-0	.000	0-0	.000	0-0	.000	2	0	2	2.9	0	0	0	0	0	0	0.0
VANDERBILT	01-17-09		0	0-0	.000	0-0	.000	0-0	.000	0	1	1	2.8	0	0	0	0	0	0	0.0
at LSU	01/21/09		0	0-0	.000	0-0	.000	0-0	.000	0	1	1	2.7	0	0	0	0	0	0	0.0
at Georgia	01/24/09		0	0-0	.000	0-0	.000	0-0	.000	0	4	4	2.8	0	0	0	0	0	0	0.0
Totals		0	0	0-0	.000	0-0	.000	0-0	.000	21	35	56	2.8	0	0	2	0	0	0	0.0

Games played: 20

Rebounds/game: 2.8

Turnovers/game: 0.1



2008 Mississippi State Basketball Season (Jan 24, 2009) Individual Career History

Kodi Augustus

			Total		3-Point		F-Throws		Rebounds											Scoring	
Season	gp-gs	min/avg	fg-fga	pct	fg-fga	pct	ft-fta	pct	off	def	tot	avg	pf	fo	ast	to	blk	stl	pts	avg	
2007-08	11-0	52/4.7	5-13	.385	2-7	.286	4-7	.571	3	9	12	1.1	8	0	2	7	3	1	16	1.5	
2008-09	11-9	187/17.0	24-54	.444	2-11	.182	23-29	.793	19	32	51	4.6	20	1	6	16	6	4	73	6.6	
TOTAL	22-9	239/10.9	29-67	.433	4-18	.222	27-36	.750	22	41	63	2.9	28	1	8	23	9	5	89	4.0	

Elgin Bailey

			Total		3-Point		F-Throws		Rebounds											Scoring	
Season	gp-gs	min/avg	fg-fga	pct	fg-fga	pct	ft-fta	pct	off	def	tot	avg	pf	fo	ast	to	blk	stl	pts	avg	
2007-08	31-0	212/6.8	18-38	.474	0-0	.000	16-41	.390	20	26	46	1.5	43	0	1	16	8	4	52	1.7	
2008-09	18-0	212/11.8	30-70	.429	0-0	.000	22-36	.611	16	35	51	2.8	29	1	4	28	22	12	82	4.6	
TOTAL	49-0	424/8.7	48-108	.444	0-0	.000	38-77	.494	36	61	97	2.0	72	1	5	44	30	16	134	2.7	

Twany Beckham

			Total		3-Point		F-Throws		Rebounds											Scoring	
Season	gp-gs	min/avg	fg-fga	pct	fg-fga	pct	ft-fta	pct	off	def	tot	avg	pf	fo	ast	to	blk	stl	pts	avg	
2008-09	17-0	166/9.8	13-28	.464	0-3	.000	13-25	.520	2	24	26	1.5	14	0	25	26	1	9	39	2.3	
TOTAL	17-0	166/9.8	13-28	.464	0-3	.000	13-25	.520	2	24	26	1.5	14	0	25	26	1	9	39	2.3	

Riley Benock

			Total		3-Point		F-Throws		Rebounds											Scoring	
Season	gp-gs	min/avg	fg-fga	pct	fg-fga	pct	ft-fta	pct	off	def	tot	avg	pf	fo	ast	to	blk	stl	pts	avg	
2007-08	28-0	228/8.1	15-37	.405	14-33	.424	5-8	.625	2	17	19	0.7	16	0	22	16	4	4	49	1.8	
2008-09	20-0	236/11.8	18-46	.391	14-38	.368	5-8	.625	4	21	25	1.3	18	0	16	10	2	10	55	2.8	
TOTAL	48-0	464/9.7	33-83	.398	28-71	.394	10-16	.625	6	38	44	0.9	34	0	38	26	6	14	104	2.2	

Brandon Bolen

			Total		3-Point		F-Throws		Rebounds											Scoring	
Season	gp-gs	min/avg	fg-fga	pct	fg-fga	pct	ft-fta	pct	off	def	tot	avg	pf	fo	ast	to	blk	stl	pts	avg	
2007-08	9-0	12/1.3	0-2	.000	0-1	.000	1-2	.500	1	3	4	0.4	1	0	0	3	0	0	1	0.1	
2008-09	8-0	17/2.1	1-2	.500	0-0	.000	0-0	.000	0	0	0	0.0	0	0	1	0	0	2	2	0.3	
TOTAL	17-0	29/1.7	1-4	.250	0-1	.000	1-2	.500	1	3	4	0.2	1	0	1	3	0	2	3	0.2	

Dee Bost

			Total		3-Point		F-Throws		Rebounds											Scoring	
Season	gp-gs	min/avg	fg-fga	pct	fg-fga	pct	ft-fta	pct	off	def	tot	avg	pf	fo	ast	to	blk	stl	pts	avg	
2008-09	20-20	591/29.6	56-160	.350	24-77	.312	57-82	.695	12	52	64	3.2	46	1	90	55	0	27	193	9.7	
TOTAL	20-20	591/29.6	56-160	.350	24-77	.312	57-82	.695	12	52	64	3.2	46	1	90	55	0	27	193	9.7	

Rod Bryant

Season	gp-gs	min/avg	Total		3-Point		F-Throws		Rebounds											Scoring	
			fg-fga	pct	fg-fga	pct	ft-fta	pct	off	def	tot	avg	pf	fo	ast	to	blk	stl	pts	avg	
2007-08	5-0	5/1.0	2-3	.667	0-0	.000	0-1	.000	0	1	1	0.2	0	0	0	1	0	0	4	0.8	
2008-09	3-0	3/1.0	0-0	.000	0-0	.000	0-0	.000	0	0	0	0.0	1	0	2	0	0	0	0	0.0	
TOTAL	8-0	8/1.0	2-3	.667	0-0	.000	0-1	.000	0	1	1	0.1	1	0	2	1	0	0	4	0.5	

Christopher Gay

			Total		3-Point		F-Throws		Rebounds											Scoring	
Season	gp-gs	min/avg	fg-fga	pct	fg-fga	pct	ft-fta	pct	off	def	tot	avg	pf	fo	ast	to	blk	stl	pts	avg	
2008-09	8-0	9/1.1	2-2	1.000	1-1	1.000	0-0	.000	0	1	1	0.1	0	0	0	1	0	0	5	0.6	
TOTAL	8-0	9/1.1	2-2	1.000	1-1	1.000	0-0	.000	0	1	1	0.1	0	0	0	1	0	0	5	0.6	



2008 Mississippi State Basketball Season (Jan 24, 2009) Individual Career History

Jacquiese Holcombe

			Total		3-Point		F-Throws		Rebounds											Scoring	
Season	gp-gs	min/avg	fg-fga	pct	fg-fga	pct	ft-fta	pct	off	def	tot	avg	pf	fo	ast	to	blk	stl	pts	avg	
2008-09	7-0	83/11.9	8-14	.571	1-5	.200	4-6	.667	7	7	14	2.0	9	0	1	10	0	2	21	3.0	
TOTAL	7-0	83/11.9	8-14	.571	1-5	.200	4-6	.667	7	7	14	2.0	9	0	1	10	0	2	21	3.0	

Brian Johnson

			Total		3-Point		F-Throws		Rebounds											Scoring	
Season	gp-gs	min/avg	fg-fga	pct	fg-fga	pct	ft-fta	pct	off	def	tot	avg	pf	fo	ast	to	blk	stl	pts	avg	
2007-08	33-0	316/9.6	30-48	.625	0-2	.000	17-22	.773	34	39	73	2.2	37	0	8	35	12	14	77	2.3	
2008-09	7-0	58/8.3	6-9	.667	0-0	.000	7-12	.583	4	6	10	1.4	9	0	0	6	1	2	19	2.7	
TOTAL	40-0	374/9.4	36-57	.632	0-2	.000	24-34	.706	38	45	83	2.1	46	0	8	41	13	16	96	2.4	

Ravern Johnson

			Total		3-Point		F-Throws		Rebounds											Scoring	
Season	gp-gs	min/avg	fg-fga	pct	fg-fga	pct	ft-fta	pct	off	def	tot	avg	pf	fo	ast	to	blk	stl	pts	avg	
2007-08	29-0	187/6.4	31-65	.477	7-24	.292	4-10	.400	10	20	30	1.0	10	0	10	12	4	3	73	2.5	
2008-09	20-20	611/30.6	89-191	.466	49-102	.480	22-26	.846	20	51	71	3.6	27	0	28	32	10	9	249	12.5	
TOTAL	49-20	798/16.3	120-256	.469	56-126	.444	26-36	.722	30	71	101	2.1	37	0	38	44	14	12	322	6.6	

Taylor Luczak

			Total		3-Point		F-Throws		Rebounds											Scoring	
Season	gp-gs	min/avg	fg-fga	pct	fg-fga	pct	ft-fta	pct	off	def	tot	avg	pf	fo	ast	to	blk	stl	pts	avg	
2008-09	6-0	8/1.3	2-2	1.000	0-0	.000	0-0	.000	0	2	2	0.3	1	0	0	0	0	0	4	0.7	
TOTAL	6-0	8/1.3	2-2	1.000	0-0	.000	0-0	.000	0	2	2	0.3	1	0	0	0	0	0	4	0.7	

Romero Osby

			Total		3-Point		F-Throws		Rebounds											Scoring	
Season	gp-gs	min/avg	fg-fga	pct	fg-fga	pct	ft-fta	pct	off	def	tot	avg	pf	fo	ast	to	blk	stl	pts	avg	
2008-09	20-0	295/14.8	41-90	.456	6-21	.286	32-42	.762	20	49	69	3.5	34	1	10	18	7	6	120	6.0	
TOTAL	20-0	295/14.8	41-90	.456	6-21	.286	32-42	.762	20	49	69	3.5	34	1	10	18	7	6	120	6.0	

Barry Stewart

			Total		3-Point		F-Throws		Rebounds											Scoring	
Season	gp-gs	min/avg	fg-fga	pct	fg-fga	pct	ft-fta	pct	off	def	tot	avg	pf	fo	ast	to	blk	stl	pts	avg	
2006-07	35-0	848/24.2	96-240	.400	68-174	.391	82-107	.766	28	83	111	3.2	51	0	43	27	5	32	342	9.8	
2007-08	34-34	1214/35.7	129-337	.383	62-186	.333	71-102	.696	46	111	157	4.6	80	2	88	78	4	44	391	11.5	
2008-09	20-20	599/30.0	67-179	.374	35-98	.357	42-63	.667	12	54	66	3.3	43	0	33	31	8	26	211	10.6	
TOTAL	89-54	2661/29.9	292-756	.386	165-458	.360	195-272	.717	86	248	334	3.8	174	2	164	136	17	102	944	10.6	

Phil Turner

			Total		3-Point		F-Throws		Rebounds											Scoring	
Season	gp-gs	min/avg	fg-fga	pct	fg-fga	pct	ft-fta	pct	off	def	tot	avg	pf	fo	ast	to	blk	stl	pts	avg	
2007-08	30-11	498/16.6	41-124	.331	24-79	.304	15-27	.556	18	66	84	2.8	43	1	25	28	10	26	121	4.0	
2008-09	20-11	398/19.9	50-97	.515	19-48	.396	35-44	.795	16	54	70	3.5	37	0	28	29	8	23	154	7.7	
TOTAL	50-22	896/17.9	91-221	.412	43-127	.339	50-71	.704	34	120	154	3.1	80	1	53	57	18	49	275	5.5	

Jarvis Varnado

			Total		3-Point		F-Throws		Rebounds											Scoring	
Season	gp-gs	min/avg	fg-fga	pct	fg-fga	pct	ft-fta	pct	off	def	tot	avg	pf	fo	ast	to	blk	stl	pts	avg	
2006-07	35-13	473/13.5	75-116	.647	0-1	.000	24-45	.533	61	85	146	4.2	74	1	11	19	67	12	174	5.0	
2007-08	34-34	968/28.5	109-170	.641	1-2	.500	50-100	.500	75	189	264	7.8	99	5	18	41	157	18	269	7.9	
2008-09	20-20	552/27.6	102-164	.622	0-0	.000	55-82	.671	53	132	185	9.3	41	0	16	37	97	13	259	13.0	
TOTAL	89-67	1993/22.4	286-450	.636	1-3	.333	129-227	.568	189	406	595	6.7	214	6	45	97	321	43	702	7.9	



2008-09 Mississippi State Basketball
Mississippi State Combined Team Statistics (as of Jan 24, 2009)
Conference games

RECORD:	OVERALL	HOME	AWAY	NEUTRAL
ALL GAMES	4-1	2-0	2-1	0-0
CONFERENCE	4-1	2-0	2-1	0-0
NON-CONFERENCE	0-0	0-0	0-0	0-0

#	Player	gp-gs	min	avg	Total		3-Point		F-Throw		Rebounds				pf	dq	a	to	blk	stl	pts	avg
					fg-fga	pct	3fg-fga	pct	ft-fga	pct	off	def	tot	avg								
32	Jarvis Varnado	5-5	137	27.4	28-42	.667	0-0	.000	11-13	.846	12	25	37	7.4	11	0	5	12	15	8	67	13.4
02	Ravern Johnson	5-5	169	33.8	21-54	.389	14-31	.452	6-6	1.000	0	13	13	2.6	4	0	7	5	1	2	62	12.4
25	Phil Turner	5-5	130	26.0	17-32	.531	9-19	.474	11-13	.846	4	10	14	2.8	12	0	6	5	4	9	54	10.8
03	Dee Bost	5-5	160	32.0	15-44	.341	5-20	.250	18-25	.720	4	13	17	3.4	8	0	26	10	0	6	53	10.6
22	Barry Stewart	5-5	164	32.8	15-39	.385	11-26	.423	11-18	.611	1	15	16	3.2	9	0	8	7	1	9	52	10.4
05	Romero Osby	5-0	61	12.2	9-18	.500	1-5	.200	0-2	.000	6	11	17	3.4	4	0	1	5	3	1	19	3.8
45	Elgin Bailey	5-0	49	9.8	7-18	.389	0-0	.000	2-2	1.000	6	7	13	2.6	5	0	0	8	1	2	16	3.2
44	Brian Johnson	3-0	26	8.7	3-4	.750	0-0	.000	3-5	.600	0	3	3	1.0	5	0	0	1	1	1	9	3.0
15	Riley Benock	5-0	60	12.0	3-10	.300	3-9	.333	2-4	.500	1	4	5	1.0	5	0	4	1	0	1	11	2.2
04	Twany Beckham	5-0	39	7.8	2-9	.222	0-2	.000	3-5	.600	1	10	11	2.2	3	0	5	8	1	2	7	1.4
10	Christopher Gay	1-0	1	1.0	0-0	.000	0-0	.000	0-0	.000	0	0	0	0.0	0	0	0	0	0	0	0	0.0
24	Kodi Augustus	1-0	4	4.0	0-2	.000	0-1	.000	0-2	.000	1	0	1	1.0	0	0	0	0	0	0	0	0.0
Team											3	6	9									
Total.....		5	1000		120-272	.441	43-113	.381	67-95	.705	39	117	156	31.2	66	0	62	62	27	41	350	70.0
Opponents.....		5	1000		133-310	.429	28-91	.308	44-64	.688	72	128	200	40.0	86	-	48	77	11	33	338	67.6

TEAM STATISTICS	MS	OPP
SCORING	350	338
Points per game	70.0	67.6
Scoring margin	+2.4	-
FIELD GOALS-ATT	120-272	133-310
Field goal pct	.441	.429
3 POINT FG-ATT	43-113	28-91
3-point FG pct	.381	.308
3-pt FG made per game	8.6	5.6
FREE THROWS-ATT	67-95	44-64
Free throw pct	.705	.688
F-Throws made per game	13.4	8.8
REBOUNDS	156	200
Rebounds per game	31.2	40.0
Rebounding margin	-8.8	-
ASSISTS	62	48
Assists per game	12.4	9.6
TURNOVERS	62	77
Turnovers per game	12.4	15.4
Turnover margin	+3.0	-
Assist/turnover ratio	1.0	0.6
STEALS	41	33
Steals per game	8.2	6.6
BLOCKS	27	11
Blocks per game	5.4	2.2
ATTENDANCE	19567	38919
Home games-Avg/Game	2-9784	3-12973
Neutral site-Avg/Game	-	0-0

Date	Opponent		Score	Att.
* 01-10-09	at Arkansas	w	70-56	18884
* 01-14-09	ALABAMA	w	83-74	10299
* 01-17-09	VANDERBILT	w	73-66	9268
* 01-21-09	at LSU	L	57-81	11709
* 01-24-09	at Georgia	w	67-61	8326

* = Conference game

= Legends Classic Regional Rounds (Humphrey Coliseum - Starkville, MS)

% = Legends Classic Championship Rounds (Prudential Center - Newark, NJ)

\$ = Mississippi Coliseum (Jackson, Miss.)

Score by Periods	1st	2nd	Totals
Mississippi State	165	185	350
Opponents	155	183	338