

MISSISSIPPI STATE UNIVERSITY

2007-08 MEN'S BASKETBALL

Mississippi State University Athletic Media Relations • PO Box 5308 • MSU, MS 39762
 Men's Basketball SID: David Rosinski • 662-325-3595 • rosinski@athletics.msstate.edu
Game #21 - Mississippi State (14-6, 5-1) vs. #7 Tennessee (18-2, 5-1)
Saturday, February 2, 2008 • 6 p.m. CT • Starkville, MS
Humphrey Coliseum (10,500) • FSN South/SUN Sports

PROBABLE STARTERS & TOP SUBSTITUTES	MISSISSIPPI STATE BULLDOGS (14-6, 5-1)									
	Pos.	No.	Name	Ht.	Wt.	Cl.	Hometown	PPG	RPG	APG
	F	23	Charles Rhodes	6-8	245	Sr.	Jackson, MS	14.6	7.3	1.4 bpg
	C	32	Jarvis Varnado	6-9	210	So.	Brownsville, TN	7.1	8.5	5.1 bpg
	G	22	Barry Stewart	6-2	170	So.	Shelbyville, TN	11.8	4.2	3.2
	G	25	Phil Turner	6-3	170	Fr.	Grenada, MS	5.3	3.4	1.1
	G	44	Jamont Gordon	6-4	230	Jr.	Nashville, TN	17.9	6.2	4.2
	F/C	21	Brian Johnson	6-9	245	Jr.	Laurinburg, NC	2.7	2.8	0.5 bpg
	G	15	Riley Benock	6-4	180	Fr.	Battletown, KY	2.6	0.9	0.9
	#7 TENNESSEE VOLUNTEERS (18-2, 5-1)									
	Pos.	No.	Name	Ht.	Wt.	Cl.	Hometown	PPG	RPG	APG
	F	1	Tyler Smith	6-7	215	So.	Pulaski, TN	13.3	6.2	3.7
	F	4	Wayne Chism	6-9	242	So.	Jackson, TN	9.0	6.1	1.2 bpg
	G	2	JaJuan Smith	6-2	195	Sr.	Cleveland, TN	14.4	3.2	2.5
	G	5	Chris Lofton	6-2	200	Sr.	Maysville, KY	15.0	3.1	2.1
	G	12	Ramar Smith	6-2	200	So.	Mt. Clemens, MI	8.8	2.4	3.5
	G	30	J.P. Prince	6-7	205	So.	Memphis, TN	9.6	3.4	1.8
	G	15	Jordan Howell	6-3	190	Sr.	Auburn, AL	6.5	1.4	2.8

Officials: TBA

BULLDOGS LOOK TO BOUNCE BACK BY HOSTING NO. 7 TENNESSEE AT THE HUMP

Looking to bounce back from their first defeat since Dec. 15, the 25th-ranked Mississippi State Bulldogs (14-6, 5-1) begin a two-game homestand by first playing host to the No. 7 Tennessee Volunteers (18-2, 5-1) Saturday evening on the MSU campus. Tip-off time for this key early-season, inter-divisional matchup is set for 6 p.m. CT at Humphrey Coliseum. The 111th all-time series renewal between the Dogs and Vols will be televised live by FSN South/SUN Sports.

After having their nine-game overall winning streak and five-game SEC win string snapped Wednesday at Arkansas, coach **Rick Stansbury's** 14-6 Bulldogs will bid to keep alive their seven-game SEC home win streak that dates back to last February. Along with looking for the team's first win over a top 10-ranked team since beating No. 5 Oklahoma, 54-45, at the 2002 Nokia Sugar Bowl Classic in New Orleans, MSU is also searching for its first home triumph over a top 10 club since knocking off both No. 5 Alabama and sixth-ranked Kentucky during the 2001-02 campaign. Now with a 10-year head coaching mark of 199-110 (.644), Stansbury remains one victory shy of becoming the 20th all-time member of the SEC's 200-win club.

Having recently been selected as a midseason top 30 candidate for the John R. Wooden Award as well as being named as one of 16 national finalists for the Bob Cousy Award, junior all-America candidate **Jamont Gordon** continues to be State's offensive catalyst while averaging 17.9 points, 6.2 rebounds and 4.2 assists per game on the year. Veteran all-SEC teammate **Charles Rhodes** maintains his role as the team's top inside threat by contributing 14.6 points and 7.3 rebounds an outing. Sophomore **Jarvis Varnado**, the nation's top-ranked shot-blocker, is just six rejects away from breaking **Erick Dampier's** all-time, single-season school standard of 106 blocks set in 1995-96.

Ranked seventh in this week's AP Top 25 and eighth in the *USA Today*/ESPN coaches poll, Tennessee owns an 18-2 overall record and 5-1 SEC mark after claiming a 93-86 win at Alabama this past Tuesday. Guided by third-year head coach **Bruce Pearl**, UT's lone losses on the year have come at Kentucky and to Texas at the Legends Classic in Newark, N.J. Reigning AP SEC Player of the Year **Chris Lofton** and fellow senior guard **JaJuan Smith** pace the Vols' potent offensive attack in averaging 15.0 and 14.4 points per game, respectively, and combining for 117 made treys on the season.

♦ Since the SEC went to divisional play beginning with the 1991-92 campaign, the Bulldogs and Volunteers have evenly split the last 18 head-to-head hardwood meetings between the two teams.

♦ During Saturday's home meeting with Tennessee, MSU will be looking to avenge the team's worst home setback (88-65 to the Vols in 2005-06) of the Rick Stansbury era.

♦ Prior to this week's No. 25 ranking in the *USA Today*/ESPN coaches poll, the Bulldogs had gone 60 consecutive weeks without having been ranked in the coaches poll (57 weeks in the AP poll since they don't have a post-tourney poll).

♦ Heading into the current season, the last time MState was listed among the nation's Top 25 teams was Jan. 24, 2005, when the Bulldogs were ranked 24th by AP and 22nd in the coaches poll.

♦ When they play host to No. 7 Tennessee on Saturday, the Bulldogs will be looking to claim their first win over a top 10-ranked opponent since knocking off then-No. 5 Oklahoma at the 2002 Nokia Sugar Bowl Classic in New Orleans.

♦ The last time MSU beat a top 10 team at home came in 2001-02 when the Bulldogs bested then-No. 5 Alabama (76-62) on Feb. 9, 2002... A month earlier, State claimed a 74-69 overtime home victory over then-No. 6 Kentucky on Jan. 5, 2002.

2007-08 MSU RESULTS (14-6, 5-1)

DATE	OPPONENT (TV)	SCORE/TIME
Nov. 10	LOUISIANA TECH	W 75-45
Nov. 15	CLEMSON (FSN/SUN)	L 82-84
Nov. 17	UT MARTIN	W 86-70
Nov. 22	#UC Irvine (ESPNU)	W 68-53
Nov. 23	#Southern Illinois (ESPN2)	L 49-63
Nov. 23	#Miami [OH] (ESPN2)	L 60-67
Dec. 1	MURRAY STATE	W 78-61
Dec. 8	SOUTHEASTERN LA. (CSS)	W 84-59
Dec. 13	MIAMI [FL] (FSN/SUN)	L 58-64
Dec. 15	*at South Alabama (CSS)	L 67-71
Dec. 19	at Loyola Marymount	W 85-54
Dec. 21	at A&M-Corpus Christi (CSS)	W 95-70
Dec. 30	MISSOURI (SS)	W 87-75
Jan. 5	*Lafayette College	W 77-53
Jan. 9	at LSU	W 61-39
Jan. 12	GEORGIA (RS)	W 60-49
Jan. 15	KENTUCKY (ESPN)	W 69-64
Jan. 19	at Alabama (RS)	W 66-56
Jan. 26	MISSISSIPPI (FSN/SUN)	W 88-68
Jan. 30	at Arkansas (RS)	L 58-78
Feb. 2	TENNESSEE (FSN/SUN)	6 p.m.
Feb. 6	ALABAMA	7 p.m.
Feb. 9	at Auburn (FSN/SUN)	6 p.m.
Feb. 16	ARKANSAS (ESPN)	3 p.m.
Feb. 20	at Mississippi	7 p.m.
Feb. 23	at South Carolina (RS)	3 p.m.
Feb. 27	AUBURN	7 p.m.
Mar. 1	at Florida (CBS)	3 p.m.
Mar. 5	at Vanderbilt	7 p.m.
Mar. 8	LSU	TBA
M. 13-16	at SEC Tournament (RS/CBS)	TBA

- Anaheim Classic (Anaheim, CA)

* - Coors Classic (Mobile, AL)

^ - at Jackson, MS (Mississippi Coliseum)

+ - at Atlanta, GA (Georgia Dome)

All Times CT

MSU-TENNESSEE GAME FACTS

MISSISSIPPI STATE BULLDOGS

Coach: Rick Stansbury
Alma Mater: (Campbellsville, 1982)
MSU Record: 199-110 (10th year) -- 4-6 vs. UT
Career Record: 199-110 (10th year) -- 4-6 vs. UT

TENNESSEE VOLUNTEERS

Coach: Bruce Pearl
Alma Mater: (Boston College, 1982)
School Record: 64-21 (3rd year)
Career Record: 381-105 (16th year)

SERIES INFORMATION

Series Record: UT leads, 72-38
at Starkville: MSU leads, 26-24
at Knoxville: UT leads, 42-9
at Neutral Sites: UT leads, 6-3
Last Season: UT, 92-84 (1-7-07 @ UT)
Two Years Ago: UT, 88-65 (1-25-06 @ MSU)

TELEVISION: FSN South/SUN Sports

TALENT: BOB RATHBUN (PxP); EDDIE FOGLER (COLOR)

SATELLITE RADIO: XM RADIO - 201/231

Available on MSU's 29-station radio network throughout Mississippi and via www.msstateathletics.com
 PxP: Jack Cristil (51st year); Color: Jim Ellis (25th year)

STATISTICAL COMPARISON MSU vs. TENNESSEE

	MSU	UT
Overall Record	14-6	18-2
SEC Record	5-1	5-1
Scoring	72.7	84.9
Scoring Defense	62.2	69.3
Scoring Margin	+10.5	+15.6
Field Goal Pct	46.5	46.5
Opp. Field Goal Pct.	36.0	42.7
3-Point FG Percentage	33.3	35.8
Opp. 3-Point FG Pct.	30.6	28.3
Free Throw Percentage	60.7	64.6
Opp. Free Throw Pct.	69.0	69.9
Rebounding Average	41.5	37.3
Opp. Rebounding Ave.	35.5	38.3
Rebound Margin	+6.0	-0.9
Turnovers	15.8	13.0
Turnover Margin	-1.9	+7.4
Assists	13.5	19.9
Blocked Shots	8.6	3.3
Steals	6.8	10.8

STATISTICAL LEADERS MSU vs. TENNESSEE

SCORING			
MSU	PPG	UT	PPG
Gordon	17.9	Lofton	15.0
Rhodes	14.6	J. Smith	14.4
Stewart	11.8	T. Smith	13.3

REBOUNDING			
MSU	RPG	UT	RPG
Varnado	8.5	T. Smith	6.2
Rhodes	7.3	Chism	6.1
Gordon	6.2	Crews	4.7

ASSISTS			
MSU	APG	UT	APG
Gordon	4.2	T. Smith	3.7
Stewart	3.2	R. Smith	3.5
Hansbrough	2.6	Howell	2.8

BLOCKS			
MSU	BPG	UT	BPG
Varnado	5.1	Chism	1.2
Rhodes	1.4	Crews	0.7
Gordon	0.8	Prince	0.5

STEALS			
MSU	SPG	UT	SPG
Stewart	1.4	J. Smith	2.0
Turner	1.2	T. Smith	1.8
H'brough/Gordon	1.1	R. Smith	1.4

FIELD GOAL PERCENTAGE			
MSU	FG%	UT	FG%
Varnado	61.5	Williams	58.5
B. Johnson	60.0	Prince	56.2
Rhodes	56.5	T. Smith	54.9

THREE-POINT FG PERCENTAGE			
MSU	3FG%	UT	3FG%
Benock	43.8	Howell	40.7
Hansbrough	34.7	Lofton	37.3
Gordon	34.6	J. Smith	36.4

FREE THROW PERCENTAGE			
MSU	FT%	UT	FT%
B. Johnson	76.9	Lofton	83.6
Hansbrough	74.3	J. Smith	77.8
Gordon	70.8	T. Smith	71.6

MSU AND UT DEADLOCKED AT 9-9 IN SERIES SINCE SEC DIVISIONAL PLAY

The Tennessee Volunteers hold a 72-38 all-time advantage over the Bulldogs of Mississippi State in a basketball series that dates back to the 1923-24 season, though the teams have evenly split the last 18 head-to-head meetings since the SEC went to divisional play beginning with the 1991-92 season. UT has prevailed in each of the last three hardwood meetings with MState, most recently claiming a 92-84 home win in Knoxville last season (Jan. 7, 2007) and handing the Bulldogs their worst home setback of the **Rick Stansbury** era two years ago (Jan. 25, 2006) with an 88-65 win in Starkville.

Dating back to their 1994 SEC Tournament first-round meeting in Memphis (a 73-69 MSU win), 12 of the last 15 MSU-UT hardwood battles have been decided by 10 points or less, including four one-point decisions (UT, 64-63, in Knoxville in 2004-05; MSU, 92-91 in OT, in Starkville in 2001-02; UT, 54-53, in Knoxville in 1996-97; and MSU, 60-59, in Starkville in 1995-96).

Stansbury owns a 4-6 career record versus the Volunteers in his 10 seasons at the Bulldog helm (2-2 in Starkville; 1-4 in Knoxville & 1-0 in SEC Tournament play).

The Bulldogs hold a narrow 26-24 series edge over Tennessee in games contested in Starkville through the years, including an equally narrow 13-11 winning margin over the Vols in games played at MSU's Humphrey Coliseum since the facility opened in time for the 1975-76 season. Having most recently suffered its largest losing margin at home during the Stansbury era with the team's 88-65 home setback to Tennessee two years ago (Jan. 25, 2006), State did claim home victories over the Volunteers during the 2003-04 (82-60) and 2001-02 (92-91 in OT) campaigns.

SERIES RECORD VS. TENNESSEE DURING RICK STANSBURY ERA (UT LEADS, 6-4)

Date	Site	Result	Date	Site	Result
Feb. 6, 1999	Knoxville	MSU, 88-82	Mar. 5, 2003	Knoxville	UT, 59-49
Mar. 5, 1999	Atlanta-SECT	MSU, 62-56	Jan. 28, 2004	Starkville	MSU, 82-60
Feb. 6, 2000	Starkville	UT, 88-81	Jan. 12, 2005	Knoxville	UT, 64-63
Jan. 20, 2001	Knoxville	UT, 84-79	Jan. 25, 2006	Starkville	UT, 88-65
Jan. 16, 2002	Starkville	MSU, 92-91 <i>ot</i>	Jan. 7, 2007	Knoxville	UT, 92-84

BULLDOGS OFF TO THEIR FIRST 5-1 SEC START SINCE 2003-04 SEASON

Though missing out on becoming the first MSU team since 1960-61 to begin SEC play with a 6-0 record, this year's 14-6 Bulldogs have still secured their first 5-1 SEC start since the team's SEC championship season of 2003-04 under the guidance of head coach **Rick Stansbury**.

Four years ago, led by eventual SEC Player of the Year **Lawrence Roberts** and fellow all-SEC first-team selection **Timmy Bowers**, Stansbury's Bulldogs opened SEC play with a 10-1 mark, losing only at home to Kentucky (67-66 on Jan. 13) during that 11-game stretch. After dropping a 77-73 home decision to Alabama on Feb. 21, MSU closed out regular-season conference action on a four-game win string to finish 14-2 and claim the school's first outright overall league championship since 1962-63. That 2003-04 State squad became widely known as 'The Road Warriors' because of the team's perfect 12-0 road record (8-0 in SEC road play).

MSU's longest-ever winning streak to begin SEC competition came in 1960-61 when coach **Babe McCarthy**'s State squad reeled off eight consecutive SEC wins before a league loss (68-62 at home to Kentucky on Feb. 13) on the way to registering an 11-3 loop ledger and claiming the school's second of four SEC championships during a five-year span (1959-63).

Other prior MSU teams to begin league play with 5-1 marks (or better) over the last half-century include the 1993-94, 1966-67, 1962-63, 1961-62 and 1958-59 State squads.

MState's recently snapped nine-game overall winning streak marked the team's longest such string since opening up the 2003-04 campaign with a 13-game win string on the way to posting a 26-4 overall record. Having opened his head coaching career at Mississippi State by directing his initial MSU club to an 8-0 overall start to tip off the 1998-99 season, Stansbury has now guided his State squads to eight streaks of eight or more consecutive victories over the past decade, including a trio of double-digit win strings coming during successive seasons (13 games in 2003-04; 10 in 2002-03 & 11 in 2001-02).

Prior to this year, the Bulldogs' most recent SEC win streak of five games or more was produced by that same 2003-04 State squad, which closed out the regular season winning 12 of 13 conference games (only losing at home to Alabama, 77-73, on Feb. 21), including an eight-game league win string from Jan. 17 through Feb. 14. MSU's other five-game SEC win streak during the Stansbury era came at the end of the 2001-02 regular season, when the Bulldogs used the momentum gained by that regular season-ending, five-game win string to go on to claim the SEC Tournament title in Atlanta and earn the school's first of four consecutive NCAA Tournament appearances.

MSTATE HAS THREE TRIPLE-DOUBLES OVER THE LAST FOUR SEASONS

Including **Jarvis Varnado**'s triple-double performance (10 points, 12 rebounds & 10 blocks) against Kentucky during ESPN's Super Tuesday telecast on Jan. 15, Mississippi State has now recorded three triple-doubles over the past four seasons - all by different players.

Last season (Feb. 21, 2007) during MSU's 83-70 home win over 17th-ranked Vanderbilt, then-sophomore **Jamont Gordon** totalled 15 points, 12 rebounds and 10 assists against the Commodores. Four years ago (Nov. 21, 2004), All-American **Lawrence Roberts** registered the first officially recorded triple-double in Mississippi State men's basketball history with 18 points, 11 rebounds and 12 assists in the Bulldogs' 98-69 home triumph over Nicholls State.

According to research providing by STATS out of Chicago, Mississippi State has accounted for three of the five triple-doubles registered by Southeastern Conference members dating back to the 1996-97 campaign (Florida's **Corey Brewer** and **Chuck Eidson** of South Carolina are the others).

In addition during MSU's SEC home opener against Georgia on Jan. 12, Varnado came within a point and a single rebound of recording what would have become back-to-back triple-doubles for the sophomore standout nicknamed 'SWAT'. A native of Brownsville, Tenn., the 6-foot-9-inch Varnado with the intimidating 7-foot-4-inch wingspan was credited with seven triple-doubles as an all-state senior playing for his father (**Winston Varnado**) at Haywood High School in 2005-06.

Gordon, who previously teamed with current NBA rookie phenom **Kevin Durant** along with current collegiate standouts **Ty Lawson** (North Carolina), **K.C. Rivers** (Clemson) and **Eric Devendorf** (Syracuse) on Oak Hill Academy's top-ranked 34-2 ballclub in 2004-05, has also come very close to recording three other triple-doubles during his MSU career. The Nashville native came within one assist (also had 25 points and 11 rebounds) of a triple-double at Tennessee last season (Jan. 7, 2007) as well as in his rookie season (Dec. 10, 2005) against Troy with 17 points, 10 rebounds and nine assists. Also during his rookie campaign two years ago (Jan. 14, 2006), Gordon lacked only an assist and a rebound (also had 11 points) from turning a triple-double at rival Ole Miss.

2007-08 MISSISSIPPI STATE HOOPS NOTEBOOK

MISSISSIPPI STATE QUICK FACTS

MSU TEAM FEATURES THREE STARTERS FROM THE VOLUNTEER STATE

This year's Mississippi State men's basketball team features three current starters hailing from the state of Tennessee.

Most prominently, junior all-America candidate **Jamont Gordon** was tabbed Tennessee's Class AAA Mr. Basketball for 2003-04 after averaging 26.5 points (second in Tennessee's Midstate area behind former Florida standout **Corey Brewer**), 16 rebounds and seven assists per game at Nashville's Glenciff High School before finishing out his prep career as a second-team *PARADE* All-American the following season at prestigious Oak Hill Academy in Mouth of Wilson, Va.

Sophomore guard **Barry Stewart** garnered 2005-06 Class AAA Mr. Basketball honors as accorded by the Tennessee Secondary School Athletic Association (TSSAA), as well as collecting all-state laurels from the Tennessee Sports Writers Association and picking up All-Midstate First Team accolades from *The Tennessean* newspaper, after averaging 23.1 points, 7.3 rebounds, 3.0 steals and 2.5 assists per game as a senior at Shelbyville Central High School.

Sophomore center **Jarvis Varnado** averaged 13.2 points, 10.1 rebounds and 7.1 blocks per game, including seven recorded triple-doubles, as a senior at Brownsville's Haywood High School (playing for his father **Winston Varnado**) to earn selection to the 2005-06 Tennessee Sports Writers Association Class AA All-State team and to *The Jackson Sun's* All-West Tennessee First Team.

MSTATE CHASES UCONN AMONG NCAA'S BLOCKED SHOT TEAM LEADERS

Having tipped off the 2008 calendar year with four consecutive games with 10 or more blocks, including 16 and 15 rejects in back-to-back outings against Georgia and Kentucky, respectively, MSU continues to rank a very close second nationally (behind national leader Connecticut; 8.65 bpg) with an average of 8.60 blocks per game (State has 172 blocks in 20 games to UConn's 173 blocks in 20 games). Having averaged an even 10.0 rejects over their last seven games (also 10 blocks each vs. LSU and Lafayette), the Bulldogs have now reached double digits in blocks eight times already this season. A year ago with 222 blocks as a team in 35 games, the Bulldogs topped the Southeastern Conference and ranked eighth nationally in blocks (6.34 bpg), while also shattering the previous single-season school standard of 175 rejects set by the **Erick Dampier**-led 1995-96 Final Four squad.

Individually this season, sophomore center **Jarvis Varnado** maintains his position as the nation's No. 1 shot-blocker (5.05 bpg) ahead of Alabama A&M's **Mickell Gladness** (4.53 bpg). Now with 11 games this season with at least five blocks, including a trio of school-record, 10-block efforts (Kentucky, Georgia & Miami, Fla.), Varnado is averaging 5.63 rejects over his last eight games. With 101 blocks this season, the Brownsville, Tenn., native only needs six more blocks to break Dampier's all-time, single-season school standard of 106 rejects set during MSU's 1995-96 Final Four season. Amazingly with his 101 swats on the year, Varnado has more blocks individually this season than nine SEC teams. Varnado also already ranks fourth on the school's all-time list with 168 blocks in just 55 career outings (3.05 bpg).

MSU AND HOYAS BATTLE FOR TOP SPOT IN FG PERCENTAGE DEFENSE

Having limited five of their first six SEC opponents to less than 40 percent shooting from the field, including 21.2 percent by LSU and 24.6 percent by Georgia in back-to-back outings, as well as holding the opposition to a collective 33.8 percent (209-of-618 FGs) accuracy mark from the field over the last 10 games, the Bulldogs continue to rank a close second among the nation's team leaders in field-goal percentage defense (.360) behind Georgetown (.352).

This season, the Bulldogs have yet to allow an opponent to shoot 50 percent from the field (South Alabama shot 49.1%). In fact, 13 of MSU's 20 foes have been held under 40 percent field-goal shooting on the year, including four opponents held under 30 percent. The Bulldogs limited their first three opponents of the 2008 calendar year -- Georgia (16-65 FGs for 24.6%), LSU (14-66 FGs for 21.2%) and Lafayette (19-72 FGs for 26.4%) -- all below the 30-percent mark from the field. MState also held Louisiana Tech to just 27.4 percent accuracy (17-62 FGs) from the field in the season opener. On the season, six MSU foes have been limited to less than 20 made field goals in a game, including Georgia (16), LSU (14) and Lafayette (19), as well as Loyola Marymount (19), UC Irvine (19) and Louisiana Tech (17).

MSU'S JAMONT GORDON TABBED FOR PAIR OF PRESTIGIOUS AWARDS

Mississippi State junior all-America candidate **Jamont Gordon** has been selected as a midseason top 30 candidate for this year's John R. Wooden Award, as well as being named one of 16 national finalists for the 2008 Bob Cousy Award presented by The Hartford, which is annually presented to the nation's top collegiate point guard.

Gordon enters the weekend ranked fifth in the SEC in scoring (17.9 ppg), sixth in assists (4.2 apg) and 15th in rebounding (6.2 rpg) for all games. In conference action, he stands tied for sixth in scoring (18.8 ppg), seventh in three-point percentage (.417) and 10th in field-goal percentage (.506).

A native of Nashville, Gordon ranks 10th on MSU's all-time scoring list with 1,332 career points, fifth with 400 career assists and 18th with 576 career rebounds. During his 85-game MSU playing career (all starts), Gordon is averaging 15.7 points, 6.8 rebounds and 4.7 assists per outing. He has now scored in double figures in 76 of 85 career games with 20 efforts of 20 or more points (nine this season) and 11 career double-doubles, including last year's triple-double against Vanderbilt.

Gordon becomes the third MSU player in the last six years to make the Wooden Midseason Top 30. He joins two-time selection and 2003-04 Wooden Award First Team All-American **Lawrence Roberts** and 2002-03 midseason recipient **Mario Austin**. The former Oak Hill Academy standout also becomes the school's first-ever Bob Cousy Award national finalist.

STANSBURY SEEKS TO BECOME NEXT 200-WIN MEMBER IN SEC HISTORY

Having most recently surpassed his former mentor **Richard Williams** as Mississippi State's all-time winningest basketball coach with the Bulldogs' 95-70 road win over Texas A&M-Corpus Christi on Dec. 21, 10th-year MSU head coach **Rick Stansbury** currently owns a career head coaching record of 199-110 (.644) and is now one victory shy of becoming the 20th all-time member of the Southeastern Conference's 200-win club (with the wins coming at SEC member institutions). Directly in front of Stansbury on the league's all-time wins list are No. 19 **Eddie Fogler** (204-165 at Vanderbilt & South Carolina) and No. 18 **Don DeVoe** (211-158 at Tennessee & Florida).

In addition to bidding to become the 20th all-time member of the SEC's 200-win club, Stansbury is currently ranked 18th in winning percentage (.644) among the SEC's all-time listing of men's basketball coaches with a minimum of 100 wins at a league school. Stansbury presently trails only Florida's **Billy Donovan** among the SEC's current head basketball coaches in both career victories and career winning percentage (with a minimum of 100 wins at an SEC school).

In his 10th season at the Mississippi State helm after succeeding Williams as MSU's 18th head basketball coach on March 13, 1998, Stansbury is presently tied with Alabama's Gottfried as the third-most tenured current head men's basketball coach in the SEC. Florida's Donovan and Brady of LSU are currently in their 12th and 11th seasons as head coaches at their respective schools.

LOCATION:

Starkville, Mississippi

FOUNDED:

February 28, 1878

CONFERENCE:

Southeastern (SEC Western Division)

ENROLLMENT:

17,039 (Fall 2007)

COLORS:

Maroon (PMS 202) and White

NICKNAME (MASCOT):

Bulldogs (Bully)

HOME COURT (CAPACITY):

Humphrey Coliseum (10,500)

ALL-TIME RECORD IN HOME ARENA:

324-125 (.722) since 1975-76

ALL-TIME LARGEST HOME CROWD:

10,735 (Feb. 7, 2004 vs Mississippi)

PRESIDENT:

Dr. Robert H. "Doc" Foglesong (W. Va., 1968)

FACULTY ATHLETICS REPRESENTATIVE:

Dr. Steven C. Turner (Mercer, 1975)

DIRECTOR OF ATHLETICS:

Larry Templeton (Mississippi State, 1969)

HEAD BASKETBALL COACH:

Rick Stansbury (Campbellsville, 1982)

MSU Record: 199-110 (10th season)

Career Record: 199-110 (10th season)

ASSISTANT BASKETBALL COACHES:

Robert Kirby (Pan American, 1983)

Phil Cunningham (Campbellsville, 1990)

Marcus Grant (Mississippi State, 1995)

COORDINATOR OF BASKETBALL OPERATIONS:

Talvis Franklin (Mississippi State, 2007)

BASKETBALL TRAINER:

Scott Johnson (West Alabama, 1995)

BASKETBALL SID:

David Rosinski (South Carolina, 1985)

2007-08 SEASON RECORDS:

Overall Record: 14-6

SEC Record: 5-1

FIRST YEAR OF MSU BASKETBALL:

1908-09 (1,216-1,026 in 96th Season)

NCAA TOURNAMENT APPEARANCES:

8 (2005-04-03-02, 1996-95, '91, '63) -- 10-8

BEST NCAA TOURNAMENT FINISHES:

1996 Final Four; 1995 Sweet Sixteen

NIT APPEARANCES:

6 (2007-2001-1999-1994-1990-1979) -- 6-6

BEST NIT FINISH:

2007 National Semifinals

SEC TOURNAMENT CHAMPIONSHIPS:

2 (2002-1996)

SEC OVERALL CHAMPIONSHIPS:

6 (2004-1991-1963-1962-1961-1959)

SEC WESTERN DIVISION TITLES:

5 (2007-2004-2003-1996-1995)

NATIONAL POLLS (JAN. 28, 2008)

THE ASSOCIATED PRESS

TW	TEAM	W-L	PTS	LW
1.	Memphis (46)	19-0	1,774	1
2.	Kansas (26)	20-0	1,754	2
3.	Duke	17-1	1,625	4
4.	North Carolina	19-1	1,596	5
5.	UCLA	18-2	1,500	8
6.	Georgetown	16-2	1,377	9
7.	Tennessee	17-2	1,339	3
8.	Michigan State	18-2	1,320	10
9.	Washington State	17-2	1,261	6
10.	Texas	16-3	1,129	12
11.	Indiana	17-2	1,065	7
12.	Butler	19-2	948	15
13.	Wisconsin	16-3	848	11
14.	Stanford	16-3	786	20
15.	Xavier	17-4	638	23
16.	Drake	18-1	616	22
17.	Marquette	14-4	513	21
18.	Pittsburgh	16-4	464	13
19.	Vanderbilt	17-3	397	14
20.	Florida	18-3	374	NR
21.	Saint Mary's	17-2	310	NR
22.	Kansas State	14-4	281	NR
23.	Texas A&M	16-4	277	18
24.	Mississippi	15-3	217	17
25.	Baylor	16-3	166	25

USA TODAY/ESPN COACHES

TW	TEAM	W-L	PTS	LW
1.	Memphis (20)	19-0	764	1
2.	Kansas (11)	20-0	755	2
3.	Duke	17-1	700	3
4.	North Carolina	19-1	663	4
5.	UCLA	18-2	650	7
6.	Georgetown	16-2	605	9
7.	Michigan State	18-2	584	10
8.	Tennessee	17-2	567	5
9.	Washington State	17-2	515	6
10.	Texas	16-3	473	12
11.	Indiana	17-2	450	8
12.	Butler	19-2	405	14
13.	Wisconsin	16-3	395	11
14.	Stanford	16-3	348	21
15.	Xavier	17-4	252	22
16.	Marquette	14-4	223	20
17.	Drake	18-1	220	23
18.	Vanderbilt	17-3	219	13
19.	Florida	18-3	201	NR
20.	Saint Mary's	17-2	183	24
21.	Pittsburgh	16-4	165	17
22.	Mississippi	15-3	157	15
23.	Texas A&M	16-4	136	16
24.	Kansas State	14-4	62	NR
25.	Mississippi State	14-5	60	NR

BULLDOGS RANKED AMONG NATION'S TOP 25 FOR FIRST TIME SINCE 2005

With this week's No. 25 ranking in the *USA Today*/ESPN Top 25 coaches poll, coach Rick Stansbury's Mississippi State Bulldogs have broken a three-year drought (60 weeks in coaches poll and now 58 weeks in AP poll since AP doesn't have a post-tournament poll) of being unranked nationally in either poll. Earlier in the decade, MState had earned national rankings during four consecutive seasons en route to making four straight NCAA Tournament appearances (2002-05).

Most recently, the 2004-05 MSU club was ranked in both polls during each of the year's first 12 weeks, peaking at No. 11 in the AP Top 25 (15th in coaches poll) the week of Jan. 10, 2005. However, three weeks later (Jan. 31), the Bulldogs fell out of both polls and were not ranked again over the final eight weeks of the campaign. Prior to this week, MState was last ranked in the Top 25 (No. 24 in AP & No. 22 in the coaches poll) on Jan. 24, 2005.

The year prior after only receiving votes for the majority of the non-conference portion of the 2003-04 schedule, Mississippi State appeared in the Top 25 for the first time in the Dec. 29 wire service poll (24th), while having to wait a couple of weeks before cracking the coaches poll at No. 24 in the Jan. 12 rankings. In posting a 26-4 overall record (12-0 on the road) and 14-2 conference mark en route to claiming their first outright SEC championship since 1962-63, the 2003-04 Bulldogs (also known as 'The Road Warriors') were ranked in the AP Top 25 for the final 12 weeks of the season. Featured in the top 10 of both national polls during a seven-week stretch beginning in February, MSU's season-best No. 4 ranking in the Associated Press poll during the weeks of March 8 and Feb. 16 marked the school's highest national ranking in the AP poll since finishing the 1961-62 campaign ranked fourth by both the AP and UPI after posting records of 24-1 overall and 13-1 in SEC play.

In 2002-03, MSU was ranked in the Top 25 of the coaches poll for the entire season, but slipped out of the AP Top 25 for just one week (March 10) to narrowly miss becoming the first State team since coach **Babe McCarthy's** 1958-59 MSU club to remain ranked in the AP poll for an entire season. Ranked as high as No. 7 nationally in the AP's Jan. 6 poll (No. 8 in the coaches poll), the 2002-03 Bulldogs finished the year ranked 20th in the final AP poll.

Stansbury's 2001-02 State squad became the first Bulldog team to earn a Top 25 ranking since coach **Richard Williams'** 1995-96 Final Four contingent. After claiming a 74-69 overtime home win over then-No. 6 Kentucky on Jan. 5, 2002, MSU earned a No. 22 ranking in the AP poll and a No. 24 rating in the coaches poll. The Bulldogs fell out of the rankings the following week, but jumped back in with a season-best No. 17 national AP ranking (18th in the coaches poll) after claiming the 2002 SEC Tournament title. In setting a new school mark with 27 wins, the 2001-02 Bulldogs were ranked 17th by AP and 21st by the coaches in the final polls.

MSU POSTS EIGHTH WIN STREAK OF EIGHT OR MORE GAMES SINCE 1998-99

Mississippi State's recently snapped nine-game winning streak, which had dated back to the team's 85-54 victory at Loyola Marymount on Dec. 19, 2007, ties for the fourth-longest win string for the Bulldogs during the **Rick Stansbury** era (since 1998-99). This year's win streak also marks the eighth time since 1998-99 that MState has reeled off eight or more consecutive victories.

Prior to this season, the 2004-05 State squad was the most recent club to put together an eight-game winning streak. That string three years ago was halted at then-No. 11 Tennessee by a single digit (64-63) on Jan. 12, 2005.

The Bulldogs previously registered double-digit win strings during each of three consecutive seasons (2003-04, 2002-03 & 2001-02). En route to posting a 26-4 overall record (12-0 on the road) and claiming the school's first outright SEC championship since 1962-63 with a 14-2 league mark, Mississippi State set a new school record for most consecutive wins to begin a season with 13 straight victories to open the 2003-04 campaign, including going undefeated (11-0) in regular-season, non-conference competition for the first time since 1978-79. Also that season, the Bulldogs prevailed in eight consecutive SEC contests from mid-January to mid-February to mark MSU's longest regular-season conference winning streak since claiming a school-record 13 straight league triumphs spanning the 1961-62 and 1962-63 seasons.

In 2002-03, the Bulldogs rebounded from a 79-76 season-opening home setback to Louisiana-Lafayette by winning 10 consecutive contests before dropping a 74-66 home decision to then-No. 11 Florida in their SEC opener on Jan. 7, 2003.

During the 2001-02 campaign on the way to setting a new single-season school standard with 27 victories, Mississippi State opened the year with 11 consecutive non-conference wins. Later in the season, the Bulldogs posted nine straight triumphs, which included successive SEC Tournament wins over Florida, LSU and Alabama en route to claiming the school's second league tourney title as well as a first-round NCAA Tournament victory over McNeese State in Dallas.

MSU'S EIGHT WIN STREAKS OF 8 OR MORE GAMES DURING STANSBURY ERA

Streak	First Game of Streak	Last Game of Streak	Streak Snapped
13 Gms	...11-22-03 vs. UT Martin	...1-10-04 vs. Arkansas	...1-13-04 vs. Kentucky
11 Gms	...11-17-01 vs. Nicholls State	...12-20-01 vs. Richmond (LV)	...12-21-01 vs. Cincinnati (LV)
10 Gms	...11-25-02 vs. McNeese State	...1-2-03 at UAB	...1-7-03 vs. Florida
9 Gms	...12-19-07 at Loyola Marymount	...1-26-08 vs. Mississippi	...1-30-08 at Arkansas
9 Gms	...2-16-02 vs. Auburn	...3-15-02 vs. McNeese St. (NCAA)	...3-17-02 vs. Texas (NCAA)
8 Gms	...12-11-04 vs. UALR	...1-8-05 at Mississippi	...1-12-05 at Tennessee
8 Gms	...1-17-04 at LSU	...2-14-04 at Arkansas	...2-21-04 vs. Alabama
8 Gms	...11-17-98 vs. UAPB (Jackson)	...12-12-98 vs. Southeastern La.	...12-21-98 vs. SW La. (Oakland)

STANSBURY'S STATE SQUADS OWN FIVE WINS OVER TOP 10 BALLCLUBS

In anticipation of Saturday's Starkville showdown with the seventh-ranked Tennessee Volunteers at MSU's Humphrey Coliseum, the Bulldogs are looking to snap a nine-game losing streak against top 10-ranked opponents in a span that dates back to the 2002-03 campaign.

During his 10 seasons at the Bulldog helm, coach **Rick Stansbury** has guided Mississippi State to five wins over top 10 teams. Most recently (Dec. 28, 2002), then-16th ranked State claimed a 54-45 neutral-site victory over then-No. 5 Oklahoma at the Nokia Sugar Bowl Classic in New Orleans.

En route to registering a school-record 27 wins in 2001-02, MState posted home victories over then-sixth ranked Kentucky (74-69 in OT on Jan. 5) and then-No. 5 Alabama (76-62 on Feb. 9) in regular-season play. The Bulldogs then claimed their third win of the 2001-02 campaign over a top 10 team by knocking off the SEC Champion Crimson Tide, 61-58, in the title game of the SEC Tournament played at Atlanta's Georgia Dome.

Mississippi State's first victory over a top 10 team during the Stansbury era came against the then-No. 10 Arizona Wildcats, 75-71, in the championship game of the Arizona-hosted 2000 Bank One Fiesta Bowl Classic played at UA's McKale Center.

STANSBURY BECOMES MSTATE'S ALL-TIME WINNINGEST HOOPS COACH

Now in his 10th season at the Mississippi State helm with a career head coaching record of 199-110 (.644), **Rick Stansbury** earlier this season surpassed his former mentor **Richard Williams** (191-163; 1987-98) to become the school's all-time winningest men's basketball coach with the Bulldogs' 95-70 victory at Texas A&M-Corpus Christi on Dec. 21, 2007.

The Bulldogs have averaged 20.6 wins per season and have participated in postseason tournament play seven times (4 NCAA & 3 NIT) in the nine previous seasons since Stansbury became MSU's head coach in 1998. Prior to Stansbury's hiring as head coach, the Bulldogs had made seven total prior postseason tournament appearances in the school's 86 previous seasons of competition.

In addition, Stansbury currently trails only Williams (89) and **Babe McCarthy** (88) for career Southeastern Conference coaching wins in school history. Having guided the Bulldogs to the 2002 SEC Tournament title, SEC Western Division crowns in 2007, 2004 and 2003, and an outright SEC overall championship in 2004, Stansbury currently sports a career coaching mark of 80-70 (.533) in regular-season conference action.

MSU RATES FIRST AMONG WINNINGEST SEC WEST TEAMS SINCE 1998-99

Since 10th-year head coach **Rick Stansbury** took over Mississippi State's basketball coaching duties from **Richard Williams** in 1998, the Bulldogs rate as the winningest SEC Western Division team and the third-winningest hoops program overall in the league behind perennial SEC Eastern Division front-runners Florida and Kentucky. Over the last 10 seasons, MSU's composite record of 199-110 (.644) ranks behind only two-time defending NCAA champion Florida [252-74 (.773)] and Kentucky [237-88 (.729)].

In regular-season SEC play, the Bulldogs (80-70) have gone back ahead of rival Alabama (77-73) to rank as the winningest SEC Western Division program, while ranking fourth overall in the league (also behind SEC East foes Kentucky, Florida & Tennessee), since 1998-99.

Additionally, Mississippi State ranks tied for fifth behind Kentucky (17-5), Florida (15-6), Arkansas (11-8) and South Carolina (10-9) in collective SEC Tournament wins dating back to the 1999 postseason. MSU (9-8) is tied with LSU (9-9) with nine victories each in SEC Tournament play since 1999, including a league tournament title in 2002 and a school-first second straight appearance in the SEC Tournament championship game the following year.

TRACKING THE WINNINGEST SEC HOOPS PROGRAMS SINCE 1998-99

School	Overall Record	School	SEC Record	School	SECT Record
Florida	252-74 (.773)	Kentucky	109-40 (.732)	Kentucky	17-5 (.773)
Kentucky	237-88 (.729)	Florida	105-45 (.700)	Florida	15-6 (.714)
Mississippi State	199-110 (.644)	Tennessee	88-62 (.587)	Arkansas	11-8 (.579)
Tennessee	194-107 (.645)	Mississippi State	80-70 (.533)	South Carolina	10-9 (.526)
Alabama	193-117 (.623)	Alabama	77-73 (.513)	MSU/LSU	9-8 (.529)/9-9 (.500)

MSTATE BIDS FOR ANOTHER DOUBLE-DIGIT WIN SEASON AT HOME

Bidding for their 10th consecutive season of double-digit home victories under the guidance of 10th-year head coach **Rick Stansbury**, the Bulldogs have compiled a 118-27 (.814) overall record at Humphrey Coliseum under Stansbury's direction, including a 56-19 (.747) SEC home mark and a 62-8 (.886) home record against non-conference opponents.

Now 8-2 at home this season (losses to ACC foes Clemson & Miami, Fla.), MState currently owns a seven-game SEC home winning streak dating back to last February, having prevailed in those seven previous home league outings by an average margin of 14.9 points per contest.

Including commanding MasterCard NIT home victories over Mississippi Valley State (82-63), Bradley (101-72) and Florida State (86-71), last year's Mississippi State team established a new single-season standard with 16 home victories. With the Bulldogs having now reached twin-digit home wins during each of Stansbury's previous nine seasons at the MSU helm, last year's State squad surpassed the 13-home win seasons posted by Stansbury's 2000-01 (13-4) and 2001-02 (13-1) clubs at Humphrey Coliseum, as well as coach **Babe McCarthy**'s 1961-62 (13-0) and 1957-58 (13-0) teams at the 'New Gym' (later called McCarthy Gym).

The Bulldogs have now compiled a 33-season composite record of 324-125 (.722) at "The Hump" since Mississippi State's basketball facility opened prior to the 1975-76 campaign.

TRACKING THE BULLDOGS' HOME SUCCESS UNDER STANSBURY'S GUIDANCE

Season	Overall		SEC		Non-SEC	
	Record	Win %	Record	Win %	Record	Win %
1998-99	12-2	.857	6-2	.750	6-0	1.000
1999-00	10-4	.714	4-4	.500	6-0	1.000
2000-01	13-4	.765	6-2	.750	7-2	.778
2001-02	13-1	.929	7-1	.875	6-0	1.000
2002-03	12-2	.857	7-1	.875	5-1	.833
2003-04	12-2	.857	6-2	.750	6-0	1.000
2004-05	11-2	.846	6-2	.750	5-0	1.000
2005-06	11-5	.688	5-3	.625	6-2	.750
2006-07	16-3	.842	6-2	.750	10-1	.909
2007-08	8-2	.800	3-0	1.000	5-2	.714
10-Year Totals	118-27	.814	56-19	.747	62-8	.886

BULLDOGS SIGN OSBY AND BOST DURING EARLY-SIGNING PERIOD

Mississippi State University signed **Romero Osby** of Meridian's Northeast Lauderdale High School and **Dee Bost** of Hargrave Military Academy in Virginia during the early-signing period.

A 6-foot-8, 230-pound forward, Osby was named All-State First Team by *The Clarion-Ledger* newspaper a year ago after averaging 24.0 points, 11.3 rebounds, 3.6 assists and 3.0 blocks per game. The consensus top 50 national prospect helped lead coach **Lewis Lightsey**'s 2006-07 Trojans to a 25-10 record and a quarterfinal-round appearance in the North Mississippi 4A tournament. Most recently, Osby was selected as the most valuable defensive player of the 2007 Mississippi Association of Coaches All-Star Game after posting game-high totals of 21 points and 16 rebounds to help lead the North team to a 117-86 victory over the South squad.

Bost, a 6-foot-2, 170-pound guard out of Concord, N.C., currently competes as a post-graduate player for coach **Kevin Keatts** at Hargrave Military Academy in Chatham, Va. A two-sport standout at Concord (N.C.) High School, Bost became the first athlete in North Carolina history to collect championship-game MVP honors for both basketball and football in the same season. For his collective efforts last season, he was named the *Charlotte Observer*'s NCHSAA Male Athlete of the Year for 2006-07 after leading the Concord Spiders to North Carolina's 3A basketball and football state championships. Bost averaged 17.8 points, five rebounds and four assists per game this past year in leading coach **Andy Poplin**'s CHS team to the 3A state hoops crown.

2007-08 BULLDOG BASKETBALL NOTEBOOK

♦ This year's Mississippi State men's basketball roster features a pair of former Tennessee Class AAA Mr. Basketball recipients in junior guard/forward **Jamont Gordon** (2003-04 at Nashville's Glenciff High School) and sophomore guard **Barry Stewart** (2005-06 at Shelbyville Central High School... In addition, sophomore center **Jarvis Varnado** was a first-team all-state selection as a senior (2005-06) at Haywood High School in Brownsville, Tenn.

♦ According to research provided by STATS out of Chicago, Mississippi State ranks as one of only five NCAA Division I schools to have three different players record triple-doubles since 1996-97... The other schools are Arizona, Cincinnati, Connecticut and Grambling State... MSU's trio of triple-double achievers over the past four seasons are sophomore **Jarvis Varnado** (this season vs. Kentucky), now-junior **Jamont Gordon** (last season as a sophomore vs. Vanderbilt) and **Lawrence Roberts** (2004-05 vs. Nicholls State).

♦ Since dropping back-to-back, three-point home decisions to SEC Eastern Division foes Florida and South Carolina last January, the Bulldogs have responded by prevailing in seven consecutive league home contests dating back to last February by an average margin of 14.9 points per SEC triumph (88-68 over Ole Miss; 69-64 over Kentucky & 60-49 over Georgia this season, and 91-67 over Alabama; 83-70 over Vanderbilt; 84-60 over Arkansas & 85-78 over LSU last season).

♦ With three players (**Gordon**, **Rhodes** & **Stewart**) currently averaging 10 or more points per game on the season (**Hansbrough**; 9.7 ppg), the Bulldogs have had four players score in double figures in 10 of 20 contests this season (9-1 record in those games)... MSU has had four double-digit scorers in six of the team's last 10 games, including a season-most five players with 10 points or more in last Saturday's home triumph over rival Ole Miss.

♦ In addition to ranking second nationally in both field-goal percentage defense (.360) and blocked shots (8.60 bpg), the defensive-minded Bulldogs also lead the Southeastern Conference in scoring defense (62.2 ppg)... Entering this weekend's action, MState also ranks second in the league in rebounding behind Ole Miss (42.4 to 41.5 rpg), while standing third in both three-point field-goal percentage defense (.306) and rebounding margin (+6.0 rpg).

♦ With a composite overall record of 147-68 (.684) during the past seven seasons combined, the Bulldogs of Mississippi State currently rank 32nd nationally (and third among SEC teams behind Florida and Kentucky) among the winningest NCAA Division I men's basketball programs dating back to the 2001-02 season (through games of Jan. 31), according to STATS out of Chicago.

♦ Since inter-divisional league play began in 1991-92, the Bulldogs are 92-79 versus the SEC West (58-23 at home & 29-54 on the road) and 54-64 against the SEC East (32-18 at home & 14-34 on the road)... In SEC Tournaments since 1991-92, MSU is 5-2 versus the SEC West and 8-12 against the SEC East... During the Rick Stansbury era of Bulldog basketball, MState is 58-42 against the SEC West and 31-36 versus the SEC East.

♦ During the Rick Stansbury era of Mississippi State basketball, the Bulldogs are: 160-25 when leading at halftime (14-2 this year); 139-28 when shooting 45% or better from the field (9-0); 162-49 when the opposition shoots less than 45% from the field (13-4); 165-64 when out-rebounding (or tying) the opponent (12-4); 125-22 when holding the opposition to 65 points or less (10-2); 41-40 in games decided by five points or less (1-2); 9-7 in overtime games (0-0); and 16-41 vs. ranked opponents (0-1).

UPDATED MISSISSIPPI STATE CAREER LEADERS

POINTS SCORED

<i>Name</i>	<i>Seasons</i>	<i>G</i>	<i>Pts</i>	<i>Avg</i>
1. Jeff Malone	1980-83	110	2142	19.5
2. Bailey Howell	1957-59	75	2030	27.1
3. Jim Ashmore	1954-57	93	1918	20.6
4. Rickey Brown	1977-80	107	1838	17.2
5. Ray White	1976-79	100	1652	16.5
6. Darryl Wilson	1994-96	93	1619	17.4
7. Jerry Jenkins	1973-75	78	1503	19.3
8. Tony Watts	1989-92	113	1491	13.2
9. Cameron Burns	1989-91	87	1460	16.8
10. Jamont Gordon	2006-08	85	1332	15.7
11. Tang Hamilton	1998-01	123	1307	10.6
12. Rich Knarr	1973-76	97	1305	13.5
13. Timmy Bowers	2001-04	116	1300	11.2
14. Jack Bouldin	1970-72	75	1257	16.8
15. Jerry Graves	1959-61	74	1245	16.8
16. Erick Dampier	1994-96	93	1231	13.2
17. Dave Williams	1966-68	76	1219	16.0
Leland Mitchell	1961-63	78	1219	15.6
19. Mario Austin	2001-03	91	1199	13.2
20. Marckell Patterson	1999-02	122	1168	9.6
21. Charles Rhodes	2005-08	96	1162	12.1
22. Gary Hooker	1976-78	80	1144	14.3
23. Wiley Peck	1976-79	107	1136	10.6
24. Greg Carter	1988-91	114	1123	9.9
25. Tyrone Washington	1996-99	123	1119	9.1
26. W.D. "Red" Stroud	1961-63	74	1116	15.1
27. Larry Fry	1973-75	78	1079	13.8
28. Lawrence Roberts	2004-05	62	1048	16.9
29. Greg Lockhart	1986-89	100	1042	10.4

FIELD GOALS MADE

<i>Name</i>	<i>Seasons</i>	<i>G</i>	<i>FGM</i>	<i>FGA</i>
1. Jeff Malone	1980-83	110	906	1768
2. Rickey Brown	1977-80	107	774	1624
3. Jim Ashmore	1954-57	93	706	1694
4. Ray White	1976-79	100	684	1414
5. Bailey Howell	1957-59	75	674	1285
6. Jerry Jenkins	1973-75	78	603	1305
7. Cameron Burns	1989-91	87	563	959
8. Tony Watts	1989-92	113	561	1217
9. Rich Knarr	1973-76	97	542	1246
10. Jack Bouldin	1970-72	75	511	1191
-- Charles Rhodes	2005-08	96	458	816
-- Jamont Gordon	2006-08	85	447	1054

FIELD GOALS ATTEMPTED

<i>Name</i>	<i>Seasons</i>	<i>G</i>	<i>FGM</i>	<i>FGA</i>
1. Jeff Malone	1980-83	110	906	1768
2. Jim Ashmore	1954-57	93	706	1694
3. Rickey Brown	1977-80	107	774	1624
4. Ray White	1976-79	100	684	1414
5. Jerry Jenkins	1973-75	78	603	1305
6. Bailey Howell	1957-59	75	674	1285
7. Rich Knarr	1973-76	97	542	1246
8. Tony Watts	1989-92	113	561	1217
9. Jack Bouldin	1970-72	75	511	1191
10. Dave Williams	1966-68	76	492	1163
-- Jamont Gordon	2006-08	85	447	1054

FIELD GOAL PERCENTAGE (MIN. 200 FGA)

<i>Name</i>	<i>Seasons</i>	<i>FGM</i>	<i>FGA</i>	<i>Pct</i>
1. Jarvis Varnado	2007-08	134	212	.632
2. Bill Singletary	1972-74	192	305	.630
3. Tony Robinson	1984-85	161	269	.599
4. David Domingue	1991-94	125	210	.595
5. Erick Dampier	1994-96	481	819	.587
6. Cameron Burns	1989-91	563	959	.587
7. Wiley Peck	1976-79	439	759	.578
8. Ervin Dillon	1985-86	152	265	.574
9. Larry Fry	1973-75	431	761	.566
10. Robert Jackson	1999-01	323	574	.563
-- Charles Rhodes	2005-08	458	816	.561

3-POINT FIELD GOALS MADE

<i>Name</i>	<i>Seasons</i>	<i>G</i>	<i>FGM</i>	<i>FGA</i>
1. Darryl Wilson	1994-96	93	258	645
2. Timmy Bowers	2001-04	116	197	533
3. Tony Watts	1989-92	113	166	449
4. Marcus Grant	1992-95	105	164	461
5. Bart Hyche	1996-99	119	161	483
6. Winsome Frazier	2002-05	106	160	462
7. Tang Hamilton	1998-01	123	132	408
8. Antonio Jackson	2000-01	61	124	351
9. Reginald Delk	2006-07	65	122	322
10. Doug Hartsfield	1988-91	114	111	299
-- Jamont Gordon	2006-08	85	105	329
-- Barry Stewart	2007-08	55	99	271
-- Ben Hansbrough	2007-08	52	80	209

3-POINT FIELD GOALS ATT.

<i>Name</i>	<i>Seasons</i>	<i>G</i>	<i>FGM</i>	<i>FGA</i>
1. Darryl Wilson	1994-96	93	258	645
2. Timmy Bowers	2001-04	116	197	533
3. Bart Hyche	1996-99	119	161	483
4. Winsome Frazier	2002-05	106	160	462
5. Marcus Grant	1992-95	105	164	461
6. Tony Watts	1989-92	113	166	449
7. Tang Hamilton	1998-01	123	132	408
8. Antonio Jackson	2000-01	61	124	351
9. Jamont Gordon	2006-08	85	105	329
10. Reginald Delk	2006-07	65	122	322
-- Barry Stewart	2007-08	55	99	271

3-POINT FIELD GOAL PCT. (MIN. 100 FGA)

<i>Name</i>	<i>Seasons</i>	<i>FGM</i>	<i>FGA</i>	<i>Pct</i>
1. Shane Power	2004-05	95	228	.417
2. Marcus Bullard	1995-96	99	243	.407
3. Darryl Wilson	1994-96	258	645	.400
4. Ben Hansbrough	2007-08	80	209	.383
5. Orien Watson	1991-93	71	187	.380
6. Reginald Delk	2006-07	122	322	.379
7. Brad Smith	1990-92	62	166	.374
8. Doug Hartsfield	1988-91	111	299	.371
9. Tony Watts	1989-92	166	449	.370
10. Timmy Bowers	2001-04	197	533	.370
-- Barry Stewart	2007-08	99	271	.365

FREE THROWS MADE

<i>Name</i>	<i>Seasons</i>	<i>G</i>	<i>FTM</i>	<i>FTA</i>
1. Bailey Howell	1957-59	75	682	892
2. Jim Ashmore	1954-57	93	506	683
3. Jerry Graves	1959-61	74	467	587
4. Darryl Wilson	1994-96	93	439	541
5. Cameron Burns	1989-91	87	334	534
6. Jamont Gordon	2006-08	85	333	485
7. Lawrence Roberts	2004-05	62	332	515
8. Jeff Malone	1980-83	110	330	408
9. Jerry Jenkins	1973-75	78	297	368
10. Red Stroud	1961-63	74	296	359
-- Charles Rhodes	2005-08	96	239	350

FREE THROWS ATTEMPTED

<i>Name</i>	<i>Seasons</i>	<i>G</i>	<i>FTM</i>	<i>FTA</i>
1. Bailey Howell	1957-59	75	682	892
2. Jim Ashmore	1954-57	93	506	683
3. Jerry Graves	1959-61	74	467	587
4. Darryl Wilson	1994-96	93	439	541
5. Cameron Burns	1989-91	87	334	534
6. Lawrence Roberts	2004-05	62	332	515
7. Jamont Gordon	2006-08	85	333	485
8. Erick Dampier	1994-96	93	269	475
9. Wiley Peck	1976-79	107	258	456
10. Mario Austin	2001-03	91	279	423
-- Charles Rhodes	2005-08	96	239	350

REBOUNDS

<i>Name</i>	<i>Seasons</i>	<i>G</i>	<i>Rebs</i>	<i>Avg</i>
1. Bailey Howell	1957-59	75	1277	17.0
2. Rickey Brown	1977-80	107	1092	10.2
3. Wiley Peck	1976-79	107	964	9.0
4. Erick Dampier	1994-96	93	859	9.2
5. Tyrone Washington	1996-99	123	847	6.9
6. Kalpatrick Wells	1980-83	110	830	7.5
7. Dave Williams	1966-68	76	772	10.2
8. Jack Houston	1952-55	76	753	9.9
9. Jerry Graves	1959-61	74	713	9.6
10. Leland Mitchell	1961-63	78	705	9.0
11. Tang Hamilton	1998-01	123	677	5.5
12. Charles Hull	1958-60	75	661	8.8
13. Lawrence Roberts	2004-05	62	654	10.5
14. Larry Fry	1973-75	78	628	8.1
15. Greg Carter	1988-91	114	611	5.4
16. Joe Dan Gold	1961-63	77	600	7.8
17. Terry Kusnierz	1972-74	76	592	7.8
18. Jamont Gordon	2006-08	85	576	6.8
19. Charles Rhodes	2005-08	96	573	6.0
20. Cameron Burns	1989-91	87	571	6.6

ASSISTS

<i>Name</i>	<i>Seasons</i>	<i>G</i>	<i>Asst</i>	<i>Avg</i>
1. Derrick Zimmerman	2000-03	127	514	4.0
2. Al Perry	1975-78	102	510	5.0
3. Chuck Evans	1992-93	57	454	8.0
4. Doug Hartsfield	1988-91	114	413	3.6
5. Jamont Gordon	2006-08	85	400	4.7
6. Jack Bouldin	1970-72	75	357	4.8
7. Detrick White	1998-99	63	351	5.6
8. Butch Pierre	1981-84	105	342	3.3
9. Rich Knarr	1973-76	97	326	3.4
10. Ray White	1976-79	100	314	3.1

BLOCKED SHOTS

<i>Name</i>	<i>Seasons</i>	<i>G</i>	<i>BS</i>	<i>Avg</i>
1. Erick Dampier	1994-96	93	249	2.7
2. Tyrone Washington	1996-99	123	198	1.6
3. Kalpatrick Wells	1980-83	110	183	1.7
4. Jarvis Varnado	2007-08	55	168	3.1
5. Rickey Brown	1977-80	107	163	1.5
6. Charles Rhodes	2005-08	96	124	1.3
7. Wiley Peck	1976-79	107	117	1.1
8. Derrick Zimmerman	2000-03	127	89	0.7
9. Marcus Campbell	2002-05	122	87	0.7
10. Marcus Grant	1992-95	105	72	0.7

STEALS

<i>Name</i>	<i>Seasons</i>	<i>G</i>	<i>Stl</i>	<i>Avg</i>
1. Ray White	1976-79	100	217	2.2
2. Derrick Zimmerman	2000-03	127	205	1.6
3. Chuck Evans	1992-93	57	165	2.9
4. Timmy Bowers	2001-04	116	161	1.4
5. Tony Watts	1989-92	113	154	1.4
6. Winsome Frazier	2002-05	106	147	1.4
7. Darryl Wilson	1994-96	93	140	1.5
8. Terry Lewis	1980-83	90	139	1.5
9. Al Perry	1975-78	102	127	1.2
10. Greg Lockhart	1986-89	100	122	1.2
-- Jamont Gordon	2006-08	85	102	1.2

2007-08

PRESEASON SEC MEDIA POLL

EASTERN DIVISION

1. Tennessee* (30).....	180
2. Kentucky	142
3. Florida	103
4. Vanderbilt	98
5. Georgia	69
6. South Carolina	38

WESTERN DIVISION

1. Arkansas (18).....	168
2. Mississippi State (10)	148
3. Alabama (1).....	111
4. Auburn (1).....	94
5. LSU	63
6. Mississippi.....	46

First-place votes are listed in parentheses;

** - Unanimous selection*

SEC Champion: Tennessee (28); Miss. State (2)

FIRST TEAM PRESEASON ALL-SEC

Richard Hendrix, Alabama

Patrick Beverley, Arkansas

Jamont Gordon, Mississippi State (2)

Chris Lofton, Tennessee (27)

Shan Foster, Vanderbilt

SECOND TEAM PRESEASON ALL-SEC

Steven Hill, Arkansas

Charles Rhodes, Mississippi State

Tasmin Mitchell, LSU

Dwayne Curtis, Mississippi

Tyler Smith, Tennessee (1)

Player of the Year votes are listed in parentheses.

2007-08

PRESEASON COACHES ALL-SEC

FIRST TEAM PRESEASON ALL-SEC

Richard Hendrix, Alabama#

Patrick Beverley, Arkansas

Ramel Bradley, Kentucky

Tasmin Mitchell, LSU#

Jamont Gordon, Mississippi State#

Charles Rhodes, Mississippi State

Chris Lofton, Tennessee#

Shan Foster, Vanderbilt#

SECOND TEAM PRESEASON ALL-SEC

Alonzo Gee, Alabama

Steven Hill, Arkansas

Charles Thomas, Arkansas

Sonny Weems, Arkansas

Marreese Speights, Florida

Sundiata Gaines, Georgia

Joe Crawford, Kentucky

Dwayne Curtis, Mississippi

JaJuan Smith, Tennessee

Tyler Smith, Tennessee

- Unanimous Selection; Ties are not broken

2007-08 MISSISSIPPI STATE UNIVERSITY BULLDOGS

<u>No</u>	<u>NAME</u>	<u>Pos</u>	<u>Ht</u>	<u>Wt</u>	<u>Cl</u>	<u>EXP</u>	<u>HOMETOWN (PREVIOUS SCHOOL)</u>
2	Ravern Johnson	G/F	6-7	175	Fr.	HS	Lyon, MS (Coahoma County HS)
3	Billy Begley	G	6-1	190	Sr.	3L	Henderson, KY (Notre Dame Prep [MA])
10	Joseph Iupe	G	6-1	160	So.	1L	Madison, MS (Madison Central HS)
11	Ben Hansbrough	G	6-3	205	So.	1L	Poplar Bluff, MO (Poplar Bluff HS)
14	Rod Bryant	G	6-1	165	Fr.	HS	Birmingham, AL (G.W. Carver HS)
15	Riley Benock	G	6-4	180	Fr.	HS	Battletown, KY (Meade County HS)
21	Brian Johnson	F/C	6-9	245	Jr.	TR	Laurinburg, NC (Univ. of Louisville)
22	Barry Stewart	G	6-2	170	So.	1L	Shelbyville, TN (Shelbyville Central HS)
23	Charles Rhodes	F/C	6-8	245	Sr.	3L	Jackson, MS (Lanier HS)
24	Kodi Augustus	F	6-8	220	Fr.	PS	Baton Rouge, LA (Maine Central Inst.)
25	Phil Turner	G	6-3	170	Fr.	RS	Grenada, MS (Grenada HS)
32	Jarvis Varnado	F/C	6-9	210	So.	1L	Brownsville, TN (Haywood HS)
33	Brandon Bolen	G	6-3	195	Fr.	HS	Madison, MS (Madison-Ridgeland Acad.)
44	Jamont Gordon	G/F	6-4	230	Jr.	2L	Nashville, TN (Oak Hill Academy [VA])
45	Elgin Bailey	F/C	6-8	265	Fr.	HS	New Orleans, LA (Belaire HS)

Head Coach: Rick Stansbury (Campbellsville, 1982 - 10th year)

Asst. Coach: Robert Kirby (Pan American, 1983 - 10th year)

Asst. Coach: Phil Cunningham (Campbellsville, 1990 - 8th year)

Asst. Coach: Marcus Grant (Mississippi State, 1995 - 4th year)

Coord. of BB Ops: Talvis Franklin (Miss. State, 2007 - 1st year)

PRONUNCIATION GUIDE

Riley Benock: BEE-knock

Ben Hansbrough: HANDS-bro

Joseph Iupe: Eye-YOOP

Ravern Johnson: RAY-vern

Jarvis Varnado: Vur-NAR-doe

MISSISSIPPI STATE BASKETBALL ROSTER BREAKDOWN

By Class:

<u>Seniors</u>	<u>Juniors</u>	<u>Sophomores</u>	<u>Freshmen</u>
Begley	Gordon	Hansbrough	Augustus
Rhodes	B. Johnson	Iupe	Bailey
		Stewart	Benock
		Varnado	Bolen
			Bryant
			R. Johnson
			Turner

By State/Country:

Mississippi (5): Bolen, Iupe, R. Johnson, Rhodes, Turner
Tennessee (3): Gordon, Stewart, Varnado
Kentucky (2): Begley, Benock
Louisiana (2): Augustus, Bailey
Alabama (1): Bryant
Missouri (1): Hansbrough
North Carolina (1): B. Johnson

2007-08 SEC MEN'S BASKETBALL STANDINGS

(Through Games of January 30, 2008)

WESTERN DIVISION

<u>Team</u>	<u>SEC</u>	<u>Pct.</u>	<u>Overall</u>	<u>Pct.</u>
Mississippi State	5-1	.833	14-6	.700
Arkansas	4-2	.667	15-5	.750
Mississippi	3-3	.500	16-3	.842
Auburn	2-4	.333	12-7	.632
Alabama	1-5	.167	12-9	.571
LSU	1-5	.167	8-12	.400

EASTERN DIVISION

<u>Team</u>	<u>SEC</u>	<u>Pct.</u>	<u>Overall</u>	<u>Pct.</u>
Tennessee	5-1	.833	18-2	.900
Florida	5-1	.833	18-3	.850
Kentucky	3-2	.600	9-9	.500
Georgia	2-3	.400	11-7	.611
Vanderbilt	2-4	.333	17-4	.810
South Carolina	2-4	.333	10-10	.500

THIS WEEK'S SEC MEN'S BASKETBALL SCHEDULE

Tuesday, January 29, 2008

Tennessee 93, at Alabama 86 [ESPN]

Wednesday, January 30, 2008

at South Carolina 62, Georgia 56
at Arkansas 78, Mississippi State 58 [RS]
LSU 81, at Auburn 80
at Mississippi 74, Vanderbilt 58

Saturday, February 2, 2008

Kentucky at Georgia [CBS] - 1 p.m. ET

LSU at Alabama [RS] - 2 p.m. CT

Florida at Arkansas [RS] - 2 p.m. CT

South Carolina at Mississippi [SS] - 4 p.m. CT

Auburn at Vanderbilt [FSN/SUN] - 4 p.m. CT

Tennessee at Mississippi St. [FSN/SUN] - 6 p.m. CT

MSU in the SEC (Thru All Games of Jan. 30)

TEAM RANKINGS

Category	Stats	SEC Rank
Scoring	72.7 ppg	8th
Scoring Defense	62.2 ppg	1st
Scoring Margin	+10.5 ppg	4th
Rebounding	41.5 rpg	2nd
Opp. Rebounds	35.5 rpg	7th
Rebound Margin	+6.0 rpg	3rd
Off. Rebounds	12.95 rpg	6th
Def. Rebounds	28.55 rpg	1st
FG Percentage	46.5%	8th
Opp. FG Pct.	36.0%	1st
3-pt FG Pct.	33.3%	9th
Opp. 3-pt FG Pct.	30.6%	3rd
3-pt FGs/game	7.05/gm	6th
FT Percentage	60.7%	11th
Assists	13.50 apg	9th
Blocks	8.60 bpg	1st
Steals	6.75 spg	10th
Turnover Margin	-1.90	11th
Assist:TO Ratio	0.85	9th

INDIVIDUAL RANKINGS

Category	Player (Stats)	SEC Rank
Scoring	Gordon (17.9 ppg)	5th
	Rhodes (14.6 ppg)	15th
	Stewart (11.8 ppg)	28th
Rebounding	Varnado (8.5 rpg)	3rd
	Rhodes (7.3 rpg)	9th
	Gordon (6.2 rpg)	15th
Off. Rebs	Rhodes (2.82 orpg)	7th
	Varnado (2.70 orpg)	T-8th
Def. Rebs	Varnado (5.80 drpg)	T-2nd
	Gordon (4.80 drpg)	7th
FG Pct.	Rhodes (56.5%)	6th
	Gordon (45.2%)	13th
3FG Pct.	None qualify	
3-pt FG/gm	Hansbrough (1.94/gm)	11th
	Gordon (1.80/gm)	T-13th
FT Pct.	Gordon (70.8%)	13th
Assists	Gordon (4.20 apg)	6th
Blocks	Varnado (5.05 bpg)	1st
	Rhodes (1.35 bpg)	9th
Steals	None qualify	
Ast:TO Ratio	None qualify	
Minutes	Stewart (33.85 mpg)	8th
	Gordon (32.90 mpg)	12th
	Hansbrough (30.82 mpg)	19th

MSU in the SEC (Thru SEC Games of Jan. 30)

TEAM RANKINGS

Category	Stats	SEC Rank
Scoring	67.0 ppg	T-9th
Scoring Defense	59.0 ppg	1st
Scoring Margin	+8.0 ppg	3rd
Rebounding	39.5 rpg	T-2nd
Opp. Rebounds	37.0 rpg	T-7th
Rebound Margin	+2.5 rpg	T-4th
Off. Rebounds	11.00 rpg	10th
Def. Rebounds	28.50 rpg	1st
FG Percentage	46.4%	3rd
Opp. FG Pct.	33.1%	1st
3-pt FG Pct.	33.1%	8th
Opp. 3-pt FG Pct.	24.8%	2nd
3-pt FGs/game	6.83/gm	7th
FT Percentage	56.8%	11th
Assists	11.17 apg	9th
Blocks	10.00 bpg	1st
Steals	4.83 spg	10th
Turnover Margin	-3.83	12th
Assist:TO Ratio	0.74	11th

INDIVIDUAL RANKINGS

Category	Player (Stats)	SEC Rank
Scoring	Gordon (18.8 ppg)	T-6th
	Rhodes (12.4 ppg)	T-26th
Rebounding	Varnado (9.7 rpg)	T-4th
	Rhodes (7.2 rpg)	11th
	Gordon (5.5 rpg)	T-24th
Off. Rebs	None qualify	
Def. Rebs	Varnado (7.17 drpg)	2nd
	Gordon (4.83 drpg)	T-10th
FG Pct.	Rhodes (60.0%)	4th
	Gordon (50.6%)	10th
3FG Pct.	Gordon (41.7%)	7th
3-pt FG/gm	Gordon (2.50/gm)	T-7th
FT Pct.	None qualify	
Assists	Gordon (3.33 apg)	12th
	Stewart (2.83 apg)	T-15th
Blocks	Varnado (5.83 bpg)	1st
	Rhodes (1.40 bpg)	T-10th
	Gordon (1.17 bpg)	13th
Steals	Stewart (1.33 spg)	T-14th
Ast:TO Ratio	Gordon (1.00)	13th
Minutes	Gordon (34.50 mpg)	T-17th
	Stewart (34.00 mpg)	21st
	Turner (31.17 mpg)	30th

2007-08 PRESEASON HONORS

JAMONT GORDON

John R. Wooden Award Candidate

Naismith Trophy Candidate

Bob Cousy Award Candidate

First-team All-American (Rivals.com)

All-America Team (CollegeInsider.com)

Third-team All-American (Athlon Sports)

Third-team All-American (Collegehoops.net)

Nation's No. 1 Point Guard (Rivals.com)

Nation's Top Penetrator (Rivals.com)

Nation's No. 2 Shooting Guard (Lindy's)

Nation's No. 3 Slasher (Athlon Sports)

Consensus First-team All-SEC

SEC's Best Athlete (Sporting News Yearbook)

SEC's Best Penetrator (Sporting News Yearbook)

SEC's Most Versatile Player (Lindy's)

CHARLES RHODES

Honorable Mention All-American (Athlon Sports)

Nation's No. 8 Post Man (Athlon Sports)

Nation's No. 15 Center (Collegehoops.net)

Nation's No. 22 Center (Lindy's)

First-team All-SEC (Coaches poll)

Second-team All-SEC (Media poll)

MISSISSIPPI STATE TEAM

No. 17 (Rivals.com)

No. 23 (Collegehoops.net)

No. 25 (ESPN.com/Dick Vitale)

No. 30 (CBS Sportsline College Preview)

TENNESSEE (UT leads, 72-38)

Last MSU win: 82-60 (2003-04)
Last UT win: 92-84 (2006-07)
Current UT win streak: 3
Biggest MSU win: 95-68 (1990-91)
Biggest UT win: 82-49 (1971-72)
Most MSU points: 97 (1956-57)
Most UT points: 109 (1974-75)

AT STARKVILLE (MSU leads, 26-24)

Last MSU win: 82-60 (2003-04)
Last UT win: 88-65 (2005-06)
Current UT win streak: 1
Biggest MSU win: 95-68 (1990-91)
Biggest UT win: 93-67 (1954-55)
Most MSU points: 97 (1956-57)
Most UT points: 97 (1974-75)

AT KNOXVILLE (UT leads, 42-9)

Last MSU win: 88-82 (1998-99)
Last UT win: 92-84 (2006-07)
Current UT win streak: 4
Biggest MSU win: 91-67 (1961-62)
Biggest UT win: 82-49 (1971-72)
Most MSU points: 91 (1961-62)
Most UT points: 109 (1974-75)

AT NEUTRAL SITES (UT leads, 6-3)

Last MSU win: 62-56 (1998-99)
Last UT win: 87-70 (1990-91)
Current MSU win streak: 2
Biggest MSU win: 33-18 (1923-24)
Biggest UT win: 73-46 (1948-49)
Most MSU points: 73 (1993-94)
Most UT points: 87 (1990-91)

MSU PLAYER CAREER STATISTICS VERSUS TENNESSEE

Player	G-GS	Mins	FGM-FGA	Pct	3GM-3GA	Pct	FTM-FTA	Pct	Rebounds	Ast	TO	BS	Stl	Points
Gordon	2-2	62	14-30	.467	1-7	.143	11-18	.611	17-8.5	11	10	0	3	40-20.0
Rhodes	2-1	51	11-17	.647	0-0	.000	8-10	.800	17-8.5	0	2	2	3	30-15.0
Stewart	1-0	24	3-7	.429	3-6	.500	3-5	.600	0-0.0	2	1	0	1	12-12.0
Hansbrough	1-1	18	2-3	.667	2-3	.667	0-0	.000	0-0.0	1	2	0	0	6-6.0
Varnado	1-1	16	1-2	.500	0-0	.000	0-2	.000	5-5.0	1	1	2	0	2-2.0
Begley	1-0	2	0-0	.000	0-0	.000	0-2	.000	1-1.0	0	0	0	0	0-0.0

LAST YEAR AT UT...

#19 TENNESSEE 92, MSU 84

JAN. 7, 2007 • KNOXVILLE, TN

Despite a near-triple-double performance by Nashville native Jamont Gordon, the Bulldogs dropped a 92-84 road decision to 19th-ranked Tennessee last year in their conference opener played at UT's Thompson-Boling Arena.

The eight-point setback to the Vols marked MSU's ninth straight SEC road loss and extended the team's losing streak against nationally ranked opponents to 11 consecutive games.

The Bulldogs (9-5, 0-1) trailed throughout the first 20 minutes of play, going down by as many as a dozen points midway through the opening period. A tip-in basket by Ramar Smith at the buzzer gave Tennessee (13-2, 1-0) a seven-point (49-42) halftime advantage.

After the Vols went ahead by 10 points (54-44) at the start of the second stanza, the visitors went on a 15-2 run to take a three-point lead (59-56) by the 14:27 mark. MState managed to increase its lead to five points midway through the half before the momentum started to swing back in favor of the home team.

With the Bulldogs on top by three points (73-70) with seven minutes remaining, UT All-America candidate Chris Lofton began to make his presence known after a fairly quiet first 33 minutes of the game. The SEC's leading scorer tallied 11 of his team-high 21 points over the final 6:20 of the game, including timely 5-of-7 free throws down the stretch, to help nail down Tennessee's ninth consecutive win of the season with an entertaining 92-84 homecourt triumph.

Both teams shot 55 percent from the field for the contest, including 10 made three-point baskets apiece. Though the Bulldogs held a 35-27 rebounding advantage on the day, they were both outscored and outshot at the charity stripe by 10 (10-19 FTs for MSU & 20-29 by UT).

UT frosh Duke Crews added 18 points for the winners to go along with Lofton's 21 markers. Gordon finished with a career-high 25 points as well as collecting a game-most 11 rebounds and tying his career best with nine assists to just miss registering what would have been only the second triple-double in recorded MSU hoops history.

MISSISSIPPI STATE (9-5, 0-1)

Player	FG	3FG	FT	RB	PF	PT	A	Min
Delk, Ri.	3-4	1-2	0-0	1	4	7	2	26
Gordon	9-17	1-5	6-8	11	4	25	9	35
Varnado	1-2	0-0	0-2	5	3	2	1	16
Hansbrough	2-3	2-3	0-0	0	1	6	1	18
Delk, Re.	6-12	3-6	0-0	2	1	15	4	30
Stewart	3-7	3-6	3-5	0	3	12	2	24
Slater	1-4	0-1	0-1	6	5	2	2	27
Rhodes	7-9	0-0	1-3	10	4	15	0	21
Goodridge	0-0	0-0	0-0	0	0	0	0	3
Team								
TOTALS	32-58	10-23	10-19	35	25	84	21	200

TENNESSEE (13-2, 1-0)

Player	FG	3FG	FT	RB	PF	PT	A	Min
Bradshaw	2-5	2-4	3-4	5	3	9	6	34
Crews	6-9	0-0	6-9	6	2	18	2	25
Smith, J.	4-7	4-7	0-0	4	3	12	1	31
Lofton	6-12	1-4	8-10	1	0	21	4	31
Smith, R.	5-10	1-2	2-3	6	1	13	7	33
Chism	4-5	0-1	1-3	1	4	9	0	9
Tabb	1-3	0-2	0-0	2	3	2	1	16
Childress	3-5	2-4	0-0	2	2	8	0	21
Team								
TOTALS	31-56	10-24	20-29	27	18	92	21	200

Halftime: UT 49, MSU 42. FG%: MSU 55.2%, UT 55.4%. 3FG%: MSU 43.5%, UT 41.7%. FT%: MSU 52.6%, UT 69.0%. Turnovers: MSU 16 (Gordon 6), UT 15 (Crews 4). Blocked Shots: MSU 3 (Varnado 2), UT 3 (R. Smith 2). Steals: MSU 6 (Gordon 2), UT 8 (Bradshaw 3). Officials: Tony Greene, Tom Eades, Bert Smith. Technicals: None. Attendance: 17,603.

TWO YEARS AGO AT MSU...

#19 TENNESSEE 88, MSU 65

JAN. 25, 2006 • STARKVILLE, MS

The Bulldogs suffered their worst home setback of the Rick Stansbury era by dropping an 88-65 decision to the 19th-ranked Tennessee Volunteers two seasons ago at MSU's Humphrey Coliseum.

In addition to ranking as the team's largest margin of defeat at home since the 1997-98 season, State also had its losing streak extended to five consecutive games on the year with the 23-point home setback to the UT Vols.

Having led from start to finish, Tennessee (13-3, 4-1) built a nine-point lead (14-5) six minutes into the contest. With nine unanswered points, MSU (11-8, 1-5) tied the game at 14-14 with 12:12 remaining. However, the Vols responded with a 21-5 run over the next seven minutes to mount a 16-point advantage (35-19) by the 5:27 mark of the opening period.

Shooting 52 percent from the field and holding State to 29 percent field-goal shooting, while also owning a 24-19 rebounding advantage through the opening 20 minutes of play, Tennessee held a 44-29 halftime lead.

The Bulldogs managed to cut the deficit to a dozen points (50-38) three minutes into the second stanza, but a Dane Bradshaw layup followed by a C.J. Watson 3-pointer ended any possible comeback attempt by the home team. MSU would not get any closer than 15 points the rest of the way, as the Vols maintained at least a 20-point cushion for the final eight minutes of the contest en route to coasting to the 23-point road triumph.

Charles Rhodes, Jamont Gordon and Jamall Edmondson paced MSU with 15 points apiece, while Watson led four double-digit Tennessee scorers with a game-high 19 points (8-10 FGs) in addition to his five assists and four steals.

TENNESSEE (13-3, 4-1)

Player	FG	3FG	FT	RB	PF	PT	A	Min
Patterson	5-10	0-0	3-4	11	4	13	5	25
Bradshaw	2-4	0-1	3-4	7	4	7	3	22
Wingate	3-5	0-0	2-2	4	4	8	0	16
Lofton	3-8	2-6	0-0	2	3	8	1	27
Watson	8-10	3-4	0-0	4	3	19	5	28
Ja. Smith	4-7	2-4	1-3	3	1	11	0	23
Asumnu	5-8	0-0	2-2	4	2	12	1	20
DeBro	0-0	0-0	0-0	2	0	0	0	3
Howell	1-3	1-3	2-2	0	2	5	0	12
Jo. Smith	0-0	0-0	0-0	0	0	0	0	1
Wild	0-1	0-1	0-0	1	0	0	0	2
Bosse	0-1	0-0	0-0	0	0	0	0	3
Childress	2-6	1-4	0-0	2	2	5	2	18
Team								
TOTALS	33-63	9-23	13-17	40	25	88	17	200

MISSISSIPPI STATE (11-8, 1-5)

Player	FG	3FG	FT	RB	PF	PT	A	Min
Rhodes	4-8	0-0	7-7	7	3	15	0	30
Gordon	5-13	0-2	5-10	6	5	15	2	27
Edmondson	5-13	3-8	2-2	2	3	15	1	28
Slater	2-8	1-5	1-1	7	1	6	2	31
Re. Delk	3-10	1-6	1-2	3	2	8	1	31
Ri. Delk	1-4	0-3	0-2	2	1	2	3	24
Boler	0-4	0-3	0-0	4	0	0	0	7
Morgan	0-0	0-0	0-0	1	1	0	0	5
Rimmer	0-1	0-0	0-2	1	0	0	0	4
Goodridge	1-3	0-0	2-4	4	0	4	0	13
Team				5				
TOTALS	21-64	5-27	18-30	42	16	65	9	200

Halftime: UT 44, MSU 29. FG%: MSU 32.8%, UT 52.4%. 3FG%: MSU 18.5%, UT 39.1%. FT%: MSU 60.0%, UT 76.5%. Turnovers: MSU 17 (Gordon, Ri. Delk 4), UT 15 (Patterson 6). Blocked Shots: MSU 5 (Rhodes, Slater 2), UT 1 (Patterson 1). Steals: MSU 6 (Rhodes 3), UT 12 (Watson 4). Officials: Tom Lopes, Doug Shows, Tony Turner. Technicals: None. Attendance: 9,839.

GAME #1 RECAP

MSU 75, LOUISIANA TECH 45 Nov. 10, 2007 • STARKVILLE, MS

The Bulldogs tipped off their 96th season of collegiate basketball competition by cruising to a 75-45 home triumph over Louisiana Tech at MSU's Humphrey Coliseum.

With MSU (1-0) trailing by four points (10-6) eight minutes into the contest, Charles Rhodes' back-to-back dunks helped spark the Bulldogs on a 24-4 run over the final nine minutes of the opening half to give the home team a comfortable 30-14 halftime advantage. The sluggish first half of play saw MState shoot just 32 percent from the field, while Louisiana Tech (0-1) struggled at 22 percent field-goal shooting.

The homestanding Bulldogs continued to remain in control during the second stanza, building a 20-point lead (37-17) by the 16:31 mark. With the visitors getting no close than 18 points (49-31 with 12:21 left) the rest of the way, the cushion increased to 30 points (61-31) by the 7:26 mark and ballooned to as many as 36 points (75-39) before MSU settled for the 30-point triumph. Five years ago in the last meeting between the two teams, MState pounded out an equally convincing 78-38 home victory over LTU.

While moving to 9-1 in season home openers during the Rick Stansbury era, the Bulldogs extended their home winning streak to eight consecutive games dating back to this past February. During that stretch, MSU's average margin of victory has been 20.1 points per home triumph.

Jamont Gordon paced four double-figure State scorers with a game-high 21 points. Charles Rhodes followed with 17 points, while Barry Stewart notched his first career double-double with 13 points and a career-high 11 rebounds. Kyle Gibson topped the visitors with his own double-double of 15 points and 15 boards.

LOUISIANA TECH (0-1)

Player	FG	3FG	FT	RB	PF	PT	A	Min
Rogers	1-4	0-0	0-0	9	3	2	1	21
Smith	3-11	0-0	0-0	7	1	6	0	29
Washington	2-6	1-3	0-0	3	1	5	1	31
Clark	2-4	2-3	0-0	3	0	6	2	14
Gibson	4-14	2-7	5-10	15	2	15	2	36
Loe	2-7	0-1	0-0	2	2	4	1	24
Mims	0-0	0-0	0-0	1	3	0	0	9
Lathan	1-10	1-5	0-0	3	3	3	0	20
Tims	2-6	0-1	0-0	4	3	4	0	16
Team				5				
TOTALS	17-62	6-20	5-10	52	18	45	7	200

MISSISSIPPI STATE (1-0)

Player	FG	3FG	FT	RB	PF	PT	A	Min
Rhodes	8-17	0-0	1-4	7	2	17	2	27
Varnado	1-5	0-0	2-2	5	1	4	0	26
Hansbrough	3-8	3-6	2-2	3	1	11	3	27
Stewart	5-10	1-5	2-3	11	2	13	3	26
Gordon	7-14	3-7	4-4	5	1	21	3	29
R. Johnson	0-2	0-0	0-0	1	1	0	0	4
Begley	0-1	0-0	0-0	0	0	0	0	1
Lupe	0-0	0-0	0-0	0	0	0	0	1
Bryant	0-0	0-0	0-0	0	0	0	0	1
Benock	1-3	1-3	0-0	1	1	3	0	11
B. Johnson	1-3	0-1	2-3	2	2	4	0	11
Augustus	0-2	0-2	0-0	2	1	0	0	9
Turner	0-3	0-1	0-0	4	1	0	2	18
Bolen	0-0	0-0	0-0	1	0	0	0	1
Bailey	1-3	0-0	0-2	1	0	2	0	8
Team				3				
TOTALS	27-71	8-25	13-20	46	13	75	13	200

Halftime: MSU 30, LTU 14. FG%: MSU 38.0%, LTU 27.4%. 3FG%: MSU 32.0%, LTU 30.0%. FT%: MSU 65.0%, LTU 50.0%. Turnovers: MSU 4 (Gordon 2), LTU 22 (Clark 4). Blocked Shots: MSU 10 (Varnado 6), LTU 3 (Gibson 2). Steals: MSU 6 (Gordon, Turner 2), LTU 3 (Rogers 2). Officials: Ted Valentine, Rick Crawford, Eugene Jr. Crawford. Attendance: 10,153.

GAME #2 RECAP

CLEMSON 84, MSU 82 Nov. 15, 2007 • STARKVILLE, MS

The Bulldogs had their eight-game home winning streak snapped by dropping a hard-fought 84-82 home decision to reigning NIT runner-up Clemson at MSU's Humphrey Coliseum.

The visiting Tigers (2-0) led for most of the opening 20 minutes of play. Following a second tie (13-13) nine minutes into the contest, Clemson scored eight unanswered points to take an eight-point lead (21-13) with 9:18 remaining in the half. The Bulldogs (1-1) would cut the deficit to two points (23-21) two minutes later, but Clemson responded with a dunk and a 3-pointer to re-establish control of the game and go on to take a 39-32 halftime advantage.

The visitors continued to maintain the lead for the opening 11 minutes of the second stanza, before MSU went on a 9-0 run midway through the half to take a 54-52 lead on a Charles Rhodes dunk at the 8:17 mark. Seven lead changes and two ties ensued over the next four minutes.

Back-to-back dunks by Brian Johnson gave MState its final lead (71-70) with 2:23 left in the contest. A 3-pointer by Clemson's K.C. Rivers at the 1:11 mark was answered by a Barry Stewart trey with 43 seconds left to cut MSU's deficit to two points (78-76). However, Tiger freshman guard Demontez Stitt sealed the two-point Clemson victory with 6-of-6 free-throw shooting over the final 26 seconds.

Though Clemson struggled with 34-percent shooting from the field, State did not help its own cause with just 61-percent accuracy from the line.

Jamont Gordon led all scorers with 23 points and added a dozen rebounds to record his 11th career double-double for the Bulldogs. Rhodes tossed in 17 points despite first-half foul trouble. Rivers and freshman Terrence Oglesby paced the winners with 17 points each, while all-America candidate James Mays totaled 14 points, 11 rebounds and four assists.

CLEMSON (2-0)

Player	FG	3FG	FT	RB	PF	PT	A	Min
Rivers	5-14	3-4	4-4	7	2	17	1	30
Mays	5-13	0-1	4-8	11	4	14	4	34
Booker	2-4	0-0	0-0	6	4	4	0	17
Stitt	0-9	0-2	8-8	2	2	8	3	26
Hammonds	5-11	2-5	1-2	6	1	13	5	35
Sykes	2-6	0-0	0-2	3	2	4	0	15
Potter	0-1	0-0	2-2	0	3	2	0	11
Oglesby	4-9	3-7	6-9	1	1	17	1	19
Perry	0-0	0-0	0-0	0	0	0	0	1
Powell	0-2	0-2	0-0	0	0	0	0	2
Grant	1-1	0-0	3-3	1	3	5	0	10
Team				5				
TOTALS	24-70	8-21	28-38	42	22	84	14	200

MISSISSIPPI STATE (1-1)

Player	FG	3FG	FT	RB	PF	PT	A	Min
Rhodes	7-12	0-0	3-7	6	3	17	1	25
Varnado	3-7	0-0	1-2	12	5	7	0	27
Hansbrough	1-4	1-4	3-4	2	4	6	3	37
Stewart	3-10	2-6	4-4	6	5	12	2	36
Gordon	7-16	3-9	6-10	12	4	23	3	33
Benock	0-3	0-3	0-0	0	0	0	0	5
B. Johnson	4-4	0-0	2-2	3	2	10	0	19
Turner	2-6	1-2	0-2	4	3	5	1	15
Bailey	1-2	0-0	0-0	1	2	2	0	3
Team				5				
TOTALS	28-64	7-24	19-31	51	28	82	10	200

Halftime: CU 39, MSU 32. FG%: MSU 43.8%, CU 34.3%. 3FG%: MSU 29.2%, CU 38.1%. FT%: MSU 61.3%, CU 73.7%. Turnovers: MSU 19 (Gordon 6), CU 13 (Stitt 5). Blocked Shots: MSU 10 (Varnado 6), CU 3 (Booker 2). Steals: MSU 5 (Stewart 2), CU 9 (Rivers 3). Officials: Karl Hess, Tom Eades, Mike Eades. Technicals: MSU Bench. Attendance: 9,950.

GAME #3 RECAP

MSU 86, UT MARTIN 70 Nov. 17, 2007 • STARKVILLE, MS

The Bulldogs wrapped up their season-opening, three-game homestand by claiming an 86-70 victory over UT Martin at MSU's Humphrey Coliseum.

MState (2-1) scored the first dozen points of the contest before UT Martin's Lester Hudson gave the visiting Skyhawks (2-3) their first points of the game with a 3-pointer at the 15:34 mark of the opening period. UTM cut the deficit to four points (12-8) soon thereafter and kept the contest to within single digits until the 5:34 mark when Ben Hansbrough connected on a 3-pointer to give MSU an 11-point lead (32-21).

The Bulldogs increased their lead to 16 points (39-23) with 3:03 left in the half before settling for a 41-30 halftime advantage. State's Charles Rhodes tallied 15 first-half points on 7-of-8 shooting to lead the way for the home team.

MSU maintained its double-figure lead throughout the second stanza, stretching the comfortable margin to as many as 27 points over the final minutes before coming away with the 16-point triumph.

The Bulldogs shot 55 percent from the field for the game, including 10-of-22 (46%) treys. In the second half, MSU picked up the pace in shooting 65 percent (17-26 FGs) overall and connecting on 5-of-9 second-half trey attempts. Defensively, MState limited the Skyhawks to just 32-percent field-goal shooting and had nine blocked shots for the contest.

Hansbrough paced four double-digit State scorers with 20 points on 4-of-6 triples. Hudson and Marquis Weddle led the visitors with 27 and 24 points, respectively.

UT MARTIN (2-3)

Player	FG	3FG	FT	RB	PF	PT	A	Min
Hay	0-0	0-0	0-0	0	3	0	0	14
Irrarrazabal	0-2	0-0	0-0	3	1	0	0	16
Wright	1-8	1-4	0-0	0	3	3	0	22
Weddle	10-23	4-10	0-1	2	2	24	3	35
Hudson	9-22	4-12	5-5	11	4	27	4	39
Riedewald	1-1	0-0	0-0	2	3	2	1	18
Simmons	0-1	0-0	2-2	1	2	2	0	2
Robinson	4-16	2-8	0-2	11	1	10	1	30
Pearson	0-3	0-1	2-4	4	0	2	1	16
Bailey	0-2	0-1	0-0	2	2	0	1	8
Team				2				
TOTALS	25-78	11-36	9-14	38	21	70	11	200

MISSISSIPPI STATE (2-1)

Player	FG	3FG	FT	RB	PF	PT	A	Min
Rhodes	7-9	0-0	1-2	5	3	15	2	24
Varnado	4-4	0-0	0-0	16	1	8	1	27
Hansbrough	6-8	4-6	4-4	5	2	20	3	25
Stewart	3-12	0-4	3-4	4	1	9	4	26
Gordon	4-8	2-4	0-1	4	1	10	6	29
R. Johnson	1-3	0-0	0-0	0	0	2	0	6
Begley	0-0	0-0	0-0	1	1	0	0	2
Lupe	0-0	0-0	0-0	0	0	0	0	1
Bryant	1-1	0-0	0-1	1	0	2	0	1
Benock	3-3	3-3	1-2	2	0	10	4	15
B. Johnson	0-3	0-1	0-0	4	0	0	0	12
Augustus	0-1	0-0	0-0	0	2	0	0	7
Turner	2-6	1-4	1-2	0	1	6	1	16
Bolen	0-0	0-0	0-0	0	1	0	0	1
Bailey	2-2	0-0	0-0	2	1	4	0	8
Team				6				
TOTALS	33-60	10-22	10-16	50	14	86	21	200

Halftime: MSU 41, UTM 30. FG%: MSU 55.0%, UTM 32.1%. 3FG%: MSU 45.5%, UTM 30.6%. FT%: MSU 62.5%, UTM 64.3%. Turnovers: MSU 25 (Rhodes, Stewart 4), UTM 14 (Robinson 5). Blocked Shots: MSU 9 (Rhodes, Varnado 3), UTM 1 (Robinson 1). Steals: MSU 6 (Stewart 2), UTM 9 (Hudson 3). Officials: Mike Stuart, Brent Barnaky, Everett Summers. Attendance: 9,950.

GAME #4 RECAP

MSU 68, UC IRVINE 53 Nov. 22, 2007 • ANAHEIM, CA ANAHEIM CLASSIC • FIRST ROUND

In their first road competition of the season, the Bulldogs opened the inaugural Anaheim Classic with a 68-53 victory over UC Irvine at the Anaheim Convention Center.

Opening the contest hitting eight of their first nine shots from the field, including their first five three-point shot attempts, the Bulldogs (3-1) mounted a double-digit lead (19-9) by the 13:11 mark on a Phil Turner trey. MSU pretty much controlled the opening 20 minutes of play with its continued hot shooting, though UC Irvine (2-2) managed to cut the deficit to five points (39-34) with under a minute left in the half.

Hitting 58 percent (15-26 FGs) from the field, including 6-of-9 treys (67%) in the opening period, the Bulldogs settled for a 41-34 halftime lead.

After the Anteaters pulled to within five points on two occasions during the first four minutes of the second stanza, MSU ran off 10 unanswered points over a three-minute span to take a 15-point advantage (55-40) by the 12:53 mark. The Bulldogs also stepped up their defensive intensity in the closing period to re-establish control of the contest.

Limiting UCI to just six second-half field goals on 24 attempts (25%) and owning a commanding 27-16 rebounding advantage during the final 20 minutes, the Bulldogs went on to claim their 15-point triumph and earn the right to face 18th-ranked Southern Illinois in the semifinals.

As a team, MState held UCI to 35-percent shooting from the field (only 3-17 treys) on the day, while owning a 43-31 lead on the boards.

Barry Stewart paced four double-digit State scorers with 18 points (4-7 treys). Jamont Gordon added 15 points, while Charles Rhodes notched his seventh career double-double with 11 points and 11 rebounds. Patrick Sanders led UC Irvine with 18 points and five rebounds.

MISSISSIPPI STATE (3-1)

Player	FG	3FG	FT	RB	PF	PT	A	Min
Rhodes	3-14	0-2	5-6	11	2	11	1	35
Varnado	1-2	0-0	0-1	6	4	2	1	19
Hansbrough	4-8	1-4	4-5	4	1	13	1	34
Stewart	6-10	4-7	2-2	6	1	18	2	38
Gordon	7-12	1-2	0-2	6	4	15	4	25
R. Johnson	0-1	0-0	0-0	0	0	0	0	1
Benock	0-0	0-0	0-0	1	1	0	1	6
B. Johnson	2-4	0-0	2-2	5	3	6	1	21
Augustus	0-0	0-0	0-0	0	0	0	0	1
Turner	1-4	1-3	0-0	2	1	3	2	16
Bailey	0-0	0-0	0-2	0	0	0	0	4
Team				2				
TOTALS	24-55	7-18	13-20	43	17	68	13	200

UC IRVINE (2-2)

Player	FG	3FG	FT	RB	PF	PT	A	Min
Sanders	6-13	1-3	5-9	5	4	18	0	31
Rodenberg	0-1	0-0	0-0	1	2	0	1	17
Bland	0-8	0-0	2-2	4	4	2	3	31
Hunter	1-8	0-5	0-0	3	2	2	3	27
DeCasas	1-4	1-3	0-0	0	1	3	0	12
Awaji	6-8	0-2	1-2	3	3	13	0	22
Lauer	0-3	0-2	0-0	3	0	0	0	15
Harris	0-0	0-0	0-0	2	1	0	3	14
Fells	5-9	1-2	4-5	4	4	15	1	31
Team				6				
TOTALS	19-54	3-17	12-18	31	21	53	11	200

Halftime: MSU 41, UCI 34. FG%: MSU 43.6%, UCI 35.2%. 3FG%: MSU 38.9%, UCI 17.6%. FT%: MSU 65.0%, UCI 66.7%. Turnovers: MSU 17 (Rhodes, Gordon 5), UCI 13 (Rodenberg 3). Blocked Shots: MSU 5 (Gordon, Varnado 2), UCI 1 (Sanders 1). Steals: MSU 6 (Rhodes 3), UCI 7 (Fells 2). Officials: Don Daily, Jeff Malham, Brad Ferrie. Attendance: 1,387.

GAME #5 RECAP

#18 SOUTHERN ILLINOIS 63, MSU 49 Nov. 23, 2007 • ANAHEIM, CA ANAHEIM CLASSIC • SEMIFINALS

The Bulldogs dropped a 63-49 decision to 18th-ranked Southern Illinois in the semifinals of the inaugural Anaheim Classic played at the Anaheim Convention Center.

In a first half that featured five ties and three lead changes, MState (3-2) owned the upper hand for the first 10 minutes of the opening period. Midway through the half, the Salukis (3-0) scored six unanswered points to take a brief 19-15 lead. MSU countered with eight straight points to pull ahead by four points (23-19) with 3:28 remaining in the half. En route to scoring 15 first-half points, Jamont Gordon's third 3-pointer of the half put the Bulldogs on top by five points (26-21) with just under three minutes left before the half.

However, Joshua Bone came off the SIU bench to drill a trio of treys over the final 1:46, including one with time running out in the period, to give the Salukis a 32-28 halftime advantage.

Southern Illinois maintained its momentum by scoring the first half-dozen points of the second stanza to increase the margin to double figures (38-28) two minutes into the half. With Randal Falker scoring 13 of SIU's first 15 second-half points, the Salukis again went ahead by twin digits (45-35) with 13:14 remaining.

MSU's Gordon cut the deficit in half (47-42) with another 3-pointer at the 9:44 mark, but SIU's Bone put a damper on the Bulldogs' comeback attempt by nailing back-to-back triples to give the Salukis an 11-point cushion (53-42) with 8:23 left in the contest. MState would get no closer than nine points the rest of the way, as Southern Illinois coasted to the 14-point victory in advancing to the championship contest.

Gordon, held to five second-half points, was MSU's lone double-figure scorer with 20 points. Falker tallied a game-high 23 points on 7-of-9 field goals and 9-of-10 free throws for the winners, while Bone added 15 points off the Saluki bench with his 5-of-6 three-point shooting effort.

MISSISSIPPI STATE (3-2)

Player	FG	3FG	FT	RB	PF	PT	A	Min
Rhodes	2-5	0-0	0-1	6	5	4	0	21
Varnado	3-3	0-0	0-2	7	3	6	0	36
Hansbrough	1-8	1-7	2-2	3	1	5	6	33
Stewart	3-9	1-3	2-2	3	2	9	3	38
Gordon	7-12	4-8	2-2	4	3	20	2	35
B. Johnson	1-2	0-0	0-0	2	0	2	0	14
Turner	1-3	1-2	0-0	1	2	3	0	17
Bailey	0-0	0-0	0-0	1	2	0	0	6
Team				2				
TOTALS	18-42	7-20	6-9	29	18	49	11	200

SOUTHERN ILLINOIS (3-0)

Player	FG	3FG	FT	RB	PF	PT	A	Min
Falker	7-9	0-0	9-10	5	3	23	2	33
Shaw	3-12	1-6	4-4	5	3	11	1	36
Boyle	4-7	0-0	0-0	4	3	8	1	33
Mullins	1-5	0-1	4-4	2	2	6	8	37
Green	0-3	0-1	0-0	2	2	0	2	29
Bone	5-6	5-6	0-0	0	2	15	1	16
Armstrong	0-0	0-0	0-0	0	0	0	0	1
Coopwood	0-2	0-2	0-0	0	1	0	0	1
Wood	0-1	0-1	0-0	2	0	0	0	5
Cornelius	0-0	0-0	0-0	0	0	0	0	1
Fay	0-0	0-0	0-0	0	1	0	0	8
Team				4				
TOTALS	20-45	6-17	17-18	24	17	63	15	200

Halftime: SIU 32, MSU 28. FG%: MSU 42.9%, SIU 44.4%. 3FG%: MSU 35.0%, SIU 35.3%. FT%: MSU 66.7%, SIU 94.4%. Turnovers: MSU 21 (Gordon 5), SIU 12 (Falker 4). Blocked Shots: MSU 3 (Varnado 2), SIU 2 (Falker, Shaw 1). Steals: MSU 5 (Varnado 2), SIU 9 (Mullins 6). Officials: Gerry Pollard, Don Daily, Brad Ferrie. Attendance: 1,447.

GAME #6 RECAP

MIAMI (OH) 67, MSU 60 Nov. 25, 2007 • ANAHEIM, CA ANAHEIM CLASSIC - 3RD-PLACE GAME

The Bulldogs went 1-2 in the inaugural Anaheim Classic after dropping a 67-60 decision to Miami University in the tournament's third-place game played at the Anaheim Convention Center.

After MSU's Charles Rhodes scored the game's first two points, the RedHawks (3-1) went on a 14-3 run, keyed by a pair of 3-pointers apiece by Michael Bramos and Alex Moosman, to take a 14-5 lead by the 15:38 mark of the opening half. Spurred by 5-of-9 three-point shooting during the first 20 minutes of play, Miami maintained control of the contest throughout the first period. The Bulldogs (3-3) did tighten things up a bit late in the half by outscoring MU, 7-1, over the final three minutes to cut the deficit to just five points (29-24) by the intermission.

Despite coming up empty on their first four offensive possessions of the second stanza, the Bulldogs outscored Miami, 12-6, through the first five minutes of the half and regained a brief 36-35 lead on a Ben Hansbrough 3-pointer at the 14:52 mark. Following a fifth tie in the opening nine minutes of second-half play, MState went on an 8-1 run to take a five-point advantage (48-43) midway through the closing period.

With Rhodes scoring 17 of his team-high 25 points in the second half and going over the 1,000-point mark for his career during a three-minute stretch in which he scored nine straight points for MSU, the Bulldogs seemed to grab the momentum in pulling ahead by a half-dozen points (53-47) with 7:06 remaining in the game. However, MU's Tim Pollitz answered with back-to-back buckets to get the RedHawks to within a basket (53-51) by the 5:46 mark.

Following a seventh deadlock of the half (58-58) with 1:46 left, Miami's Tyler Dierkers tipped in the go-ahead basket with 1:03 left on the clock. MU's Bramos, who finished the contest with a game-high 30 points, then converted on a three-point play and hit four additional free throws over the final 42 seconds to seal the victory.

Jamont Gordon added 18 points for MState, while Miami's Pollitz scored all 15 of his points during the second half of play.

MISSISSIPPI STATE (3-3)

Player	FG	3FG	FT	RB	PF	PT	A	Min
Rhodes	11-15	0-0	3-4	10	3	25	1	37
Varnado	1-3	0-0	0-2	6	3	2	0	30
Hansbrough	2-6	2-6	0-0	2	4	6	1	38
Stewart	2-9	1-5	0-0	3	3	5	4	36
Gordon	6-17	0-5	6-7	6	1	18	4	40
Benock	0-0	0-0	0-0	1	1	0	0	4
B. Johnson	2-3	0-0	0-0	3	3	4	0	11
Turner	0-1	0-0	0-0	3	0	0	0	4
Team				2				
TOTALS	24-54	3-16	9-13	36	18	60	10	200

MIAMI, OH (3-1)

Player	FG	3FG	FT	RB	PF	PT	A	Min
Dierkers	3-7	0-1	1-4	9	1	7	10	33
Bramos	9-18	3-6	9-11	2	2	30	0	40
T. Pollitz	6-13	0-0	3-6	4	4	15	2	31
Hayes	0-4	0-2	0-0	2	1	0	3	30
Moosman	4-6	2-3	0-0	3	2	10	1	30
E. Pollitz	2-4	0-0	1-2	4	5	5	2	24
McCombs	0-0	0-0	0-0	0	0	0	0	12
Team				5				
TOTALS	24-52	5-12	14-23	29	15	67	18	200

Halftime: MU 29, MSU 24. FG%: MSU 44.4%, MU 46.2%. 3FG%: MSU 18.8%, MU 41.7%. FT%: MSU 69.2%, MU 60.9%. Turnovers: MSU 15 (Stewart 5), MU 7 (T. Pollitz 3). Blocked Shots: MSU 8 (Varnado 5), MU 1 (Dierkers 1). Steals: MSU 4 (Gordon 2), MU 5 (Five with 1). Officials: Gerry Pollard, Brent Meaux, Don Daily. Attendance: 2,447.

GAME #7 RECAP

MSU 78, MURRAY STATE 61 DEC. 1, 2007 • STARKVILLE, MS

The Bulldogs broke a two-game losing streak and successfully tipped off a three-game December homestand by posting a 78-61 home triumph over Murray State at Humphrey Coliseum.

Coming off consecutive losses to No. 18 Southern Illinois and Miami of Ohio during the Anaheim Classic over the Thanksgiving holiday weekend, MState (4-3) built a 39-24 halftime advantage on the strength of 58-percent shooting through the opening 20 minutes of play. The visiting Racers (3-2) were limited to 32-percent first-half accuracy from the field.

After the visitors cut the deficit to single digits (47-38) three minutes into the second stanza, MSU went on a 17-4 run to increase the margin to a game-high 22 points (64-42) midway through the closing period. The Racers never got any closer than 16 points the rest of the way, as the Bulldogs breezed to their 22nd consecutive December home victory dating back to the 2000-01 campaign.

For the contest, MState shot 52 percent overall from the field as a team, while outscoring the Racers, 18-3, from the charity stripe. The Bulldogs connected on 78 percent of their 23 free throw attempts, in contrast to Murray State attempting just four charity tosses the entire game.

State senior Charles Rhodes tallied a game-high 22 points on 8-of-14 field goals and 6-of-6 free throws to post his second straight 20-point effort of the season. Jamont Gordon and Barry Stewart followed with 15 and 14 points, respectively, for the winners. Tony Easley paced the visitors with 17 points and seven rebounds.

MURRAY STATE (3-2)

Player	FG	3FG	FT	RB	PF	PT	A	Min
Carter	3-9	1-3	2-2	4	4	9	2	25
Easley	8-10	0-0	1-2	7	1	17	0	29
Holloway	2-8	0-3	0-0	2	2	4	2	27
K. Thomas	0-2	0-2	0-0	4	1	0	3	28
D. Thomas	6-11	2-4	0-0	1	3	14	1	27
George	5-11	1-2	0-0	1	2	11	0	24
Williams	3-8	0-1	0-0	1	0	6	0	12
Long	0-1	0-0	0-0	1	0	0	1	11
Sanders	0-0	0-0	0-0	1	2	0	0	5
Fotso	0-2	0-0	0-0	3	3	0	0	12
Team				4				
TOTALS	27-62	4-15	3-4	29	18	61	9	200

MISSISSIPPI STATE (4-3)

Player	FG	3FG	FT	RB	PF	PT	A	Min
Rhodes	8-14	0-0	6-6	5	2	22	2	25
Varnado	1-1	0-0	0-0	7	1	2	1	24
Hansbrough	3-7	2-5	1-1	2	1	9	2	28
Stewart	5-6	2-3	2-2	5	1	14	2	36
Gordon	5-12	0-3	5-6	4	1	15	4	30
R. Johnson	0-0	0-0	0-0	0	0	0	0	5
Begley	0-0	0-0	0-0	0	0	0	0	1
Lupe	0-0	0-0	0-0	0	0	0	0	1
Bryant	0-0	0-0	0-0	0	0	0	0	1
Benock	1-3	0-1	0-0	2	0	2	1	9
B. Johnson	3-3	0-0	0-0	4	2	6	1	16
Augustus	0-0	0-0	3-5	1	1	3	0	4
Turner	1-5	0-3	0-0	1	0	2	0	11
Bolen	0-1	0-0	0-0	0	0	0	0	1
Bailey	1-2	0-0	1-3	3	1	3	0	8
Team				2				
TOTALS	28-54	4-15	18-23	36	10	78	13	200

Halftime: MSU 39, MUR 24. FG%: MSU 51.9%, MUR 43.5%. 3FG%: MSU 26.7%, MUR 26.7%. FT%: MSU 78.3%, MUR 75.0%. Turnovers: MSU 14 (B. Johnson 3), MUR 15 (K. Thomas, D. Thomas 3). Blocked Shots: MSU 7 (Varnado 3), MUR 4 (Williams 3). Steals: MSU 11 (Stewart 4), MUR 9 (Easley 3). Officials: Doug Simons, Joe Lindsay, Tim Clougherty. Attendance: 7,787.

GAME #8 RECAP

MSU 84, SOUTHEASTERN LOUISIANA 59 DEC. 8, 2007 • STARKVILLE, MS

In the midst of final exams within a three-game homestand, the Bulldogs claimed an 84-59 victory over Southeastern Louisiana at MSU's Humphrey Coliseum.

Well rested after having a week off from game competition, MState (5-3) built a double-digit lead over the visiting Lions (5-3) by the 11:41 mark of the opening period on a Barry Stewart 3-pointer. In limiting Southeastern to 37-percent shooting and owning a 22-13 advantage on the boards through the first 20 minutes of play, the Bulldogs maintained their double-figure cushion throughout the remainder of the half en route to opening up a comfortable 41-27 halftime lead.

SLU did manage to cut the deficit to single digits (48-39) five minutes into the second stanza, before Charles Rhodes helped MSU reclaim the momentum by scoring four of his 12 second-half points over the next minute to increase the margin back up to 13 points with 14:09 left. The Lions would not get any closer than 11 points the rest of the way, as MState went up by 20 points with 7:11 left and eventually built a 27-point cushion before settling for the 25-point triumph.

For the contest, the Bulldogs benefitted from a 39-24 rebounding advantage, while holding Southeastern Louisiana to just 1-of-11 shooting from beyond the arc. The win marked MSU's 23rd straight December home victory.

MSU's Jamont Gordon registered his fourth 20-point effort of the season with a game-high 25 points, while Rhodes finished with 16 points on 7-of-8 accuracy from the field. Both players also added a game-best seven rebounds apiece. Patrick Sullivan paced the visitors with 16 points on 6-of-8 field goals and 4-of-4 free throws.

SOUTHEASTERN LOUISIANA (5-3)

Player	FG	3FG	FT	RB	PF	PT	A	Min
Span	4-10	0-1	2-2	3	2	10	0	31
Nance	4-9	0-1	0-0	4	2	8	3	27
Sullivan	6-8	0-0	4-4	1	3	16	0	22
Green	2-9	0-4	3-3	2	0	7	2	30
Nicks	3-6	1-2	0-0	3	4	7	2	35
Dunbar	0-1	0-1	0-0	1	1	0	0	9
Arnold	4-9	0-2	1-2	2	1	9	0	23
Ndombamba	0-2	0-0	2-4	5	3	2	0	18
Austin	0-0	0-0	0-0	1	1	0	0	5
Team				2				
TOTALS	23-54	1-11	12-15	24	17	59	7	200

MISSISSIPPI STATE (5-3)

Player	FG	3FG	FT	RB	PF	PT	A	Min
Rhodes	7-8	0-0	2-2	7	5	16	0	30
Varnado	4-6	0-0	0-0	3	5	8	0	17
Hansbrough	4-7	1-2	1-1	3	1	10	1	28
Stewart	2-6	2-5	0-0	1	1	6	2	30
Gordon	8-18	1-3	8-10	7	1	25	4	32
R. Johnson	0-1	0-1	1-2	0	0	1	1	6
Begley	0-0	0-0	0-0	0	0	0	0	1
Lupe	0-0	0-0	0-0	1	0	0	0	1
Bryant	1-1	0-0	0-0	0	0	2	0	1
Benock	1-4	1-3	0-0	4	0	3	1	14
B. Johnson	1-1	0-0	0-0	0	0	2	0	2
Augustus	3-5	2-2	0-0	6	1	8	0	11
Turner	0-2	0-2	1-2	0	1	1	0	12
Bolen	0-0	0-0	0-0	0	0	0	0	1
Bailey	1-2	0-0	0-2	4	0	2	1	14
Team				3				
TOTALS	32-61	7-18	13-19	39	15	84	10	200

Halftime: MSU 41, SLU 27. FG%: MSU 52.5%, SLU 42.6%. 3FG%: MSU 38.9%, SLU 9.1%. FT%: MSU 68.4%, SLU 80.0%. Turnovers: MSU 21 (Rhodes 5), SLU 22 (Span, Green 5). Blocked Shots: MSU 6 (Varnado 4), SLU 2 (Sullivan, Green 1). Steals: MSU 11 (Rhodes 3), SLU 11 (Nance 5). Officials: Doug Shows, Antinio Petty, Kevin Scott. Attendance: 7,719.

GAME #9 RECAP

MIAMI (FL) 64, MSU 58 DEC. 13, 2007 • STARKVILLE, MS

In closing out a three-game homestand, the Bulldogs had their 23-game winning streak in December home contests snapped by dropping a 64-58 decision to the unbeaten Miami Hurricanes at MSU's Humphrey Coliseum.

The visitors held the upper hand for the better part of the opening 15 minutes of the contest, going on top by as many as seven points on two different occasions. However, MState (5-4) went on a 10-2 run late in the half to take a five-point lead (28-23) with 1:23 remaining. Miami (9-0) responded by scoring the final two baskets of the period to cut the deficit to a single point (28-27) by the break.

Following six lead changes and two ties through the first six minutes of the second stanza, the Bulldogs reclaimed the lead at the 14:29 mark on a Jamont Gordon layup. MSU maintained the advantage for nearly the next dozen minutes and held a five-point lead (56-51) when Barry Stewart nailed his fifth 3-pointer of the night at the 5:29 mark. Despite State's two subsequent turnovers over the next two minutes of scoreless basketball, Charles Rhodes stepped to the line for a one-and-one opportunity with 3:36 left and failed to lengthen MSU's margin.

Instead, UM's Jack McClinton sandwiched his second and third 3-pointers over a two-minute stretch around a pair of Rhodes free throws to give the Hurricanes a two-point lead (60-58) with 1:26 remaining. After Dwayne Collins' two charity tosses gave Miami a four-point lead, Gordon couldn't convert on the front end of his one-and-one with 29 seconds left. Scoring 11 of his game-high 29 points (20 in the second half) over the game's final 3:22, McClinton sealed Miami's six-point road victory with a pair of free throws.

McClinton was the only Hurricane in double figures on the night, while Gordon and Stewart paced MSU with 18 points apiece. Gordon also added a game-best nine rebounds and five assists, while State's Jarvis Varnado established a new single-game school standard with 10 blocks.

MIAMI, FL (9-0)

Player	FG	3FG	FT	RB	PF	PT	A	Min
Graham	2-6	0-0	0-0	6	3	4	0	27
Asbury	2-7	0-2	4-4	6	0	8	2	32
King	2-11	0-0	1-2	7	1	5	1	26
Dews	3-9	3-7	0-0	3	3	9	2	33
McClinton	11-22	5-10	2-2	5	2	29	2	35
Hurdle	1-4	0-0	0-0	1	1	2	0	12
Rios	0-2	0-1	0-0	1	0	0	0	8
Collins	2-5	0-0	3-4	7	1	7	0	16
Hicks	0-0	0-0	0-0	2	1	0	1	11
Team				5				
TOTALS	23-66	8-20	10-12	43	12	64	8	200

MISSISSIPPI STATE (5-4)

Player	FG	3FG	FT	RB	PF	PT	A	Min
Rhodes	4-12	0-0	2-3	7	2	10	1	35
Varnado	4-6	0-0	0-0	7	2	8	1	31
Hansbrough	0-8	0-8	0-0	4	3	0	2	33
Stewart	6-12	5-9	1-2	4	1	18	1	37
Gordon	7-19	1-5	3-5	9	3	18	5	38
Benock	0-0	0-0	0-0	1	0	0	0	7
B. Johnson	1-1	0-0	0-0	2	2	2	0	14
Turner	1-3	0-2	0-0	0	1	2	0	5
Team				6				
TOTALS	23-61	6-24	6-10	40	14	58	10	200

Halftime: MSU 28, UM 27. FG%: MSU 37.7%, UM 34.8%. 3FG%: MSU 25.0%, UM 40.0%. FT%: MSU 60.0%, UM 83.3%. Turnovers: MSU 10 (Gordon 6), UM 9 (McClinton 4). Blocked Shots: MSU 12 (Varnado 10), UM 6 (Graham 4). Steals: MSU 4 (B. Johnson 2), UM 3 (Three with 1). Officials: Mike Stuart, Ed Corbett, Doug Simons. Attendance: 7,912.

GAME #10 RECAP

SOUTH ALABAMA 71, MSU 67 DEC. 15, 2007 • MOBILE, AL COORS CLASSIC

The visiting Bulldogs tipped off a week-long, road trip by letting a 13-point, second-half lead evaporate in dropping a 71-67 decision to South Alabama at the Mitchell Center in the nightcap of the ninth annual Coors Classic.

In a tightly contested opening 20 minutes of play, MState (5-5) held the advantage for the better part of the first half. However, South Alabama's Demetric Bennett put on a first-half clinic by scoring his team's first 20 points en route to a 25-point opening period. Despite his tremendous one-man performance, MSU still clung to a precarious two-point halftime lead (32-30).

After the two teams battled to within a three-point game for the opening five minutes of the second stanza, the Bulldogs seemed to take total control of the contest by going on a 17-6 run to build a 13-point advantage (57-44) midway through the half following a Phil Turner trey. However, back-to-back MSU miscues resulted in five quick points by the Jaguars (7-3) to cut the deficit to eight points in less than a minute.

Following a three-minute scoring drought by both teams, South Alabama continued its amazing comeback by going on a 13-0 run which turned a nine-point State lead (58-49) into a four-point USA advantage (62-58) by the 3:59 mark. Ben Hansbrough temporarily kept the Bulldogs from completely wilting by scoring MSU's next eight points, including a pair of 3-pointers.

After a Jamont Gordon free throw tied the game at 67-67 with 43 seconds left, the Jaguars' Ronald Douglas tipped in a Bennett miss. Gordon then came down and missed a layup, while Charles Rhodes couldn't convert on either free throw after getting fouled on the offensive rebound. Appropriately enough, Bennett sealed the USA victory with a pair of charity tosses.

Bennett stole the show with his phenomenal 39-point explosion, hitting a sizzling 14-of-17 shots from the field including all six three-point attempts, for the winners. Making his first collegiate start, Turner paced MState with 17 points.

MISSISSIPPI STATE (5-5)

Player	FG	3FG	FT	RB	PF	PT	A	Min
Gordon	1-14	0-6	5-8	13	3	7	5	35
Varnado	4-5	0-0	1-4	10	5	9	1	34
Hansbrough	5-13	4-10	2-2	5	2	16	1	34
Stewart	3-10	1-5	1-3	6	4	8	6	39
Turner	6-9	4-6	1-2	4	5	17	3	26
R. Johnson	0-1	0-1	0-0	0	0	0	0	1
Benock	0-2	0-2	0-0	0	1	0	0	8
Rhodes	4-7	0-0	2-5	4	3	10	0	21
Bailey	0-0	0-0	0-0	0	1	0	0	2
Team								
TOTALS	23-61	9-30	12-24	42	24	67	16	200

SOUTH ALABAMA (7-3)

Player	FG	3FG	FT	RB	PF	PT	A	Min
Coleman	3-7	0-0	3-5	12	3	9	1	36
Davis	1-7	0-0	1-4	4	5	3	1	19
Ford	0-1	0-1	0-0	0	1	0	2	15
Merritt	5-8	4-6	0-2	4	3	14	4	26
Bennett	14-17	6-6	5-7	8	0	39	1	38
Hayles	0-1	0-1	0-2	1	2	0	2	18
Tilford	2-9	0-3	0-0	1	1	4	5	29
P. Tabet	0-0	0-0	0-0	2	0	0	0	8
Douglas	1-3	0-0	0-1	3	4	2	1	11
Team								
TOTALS	26-53	10-17	9-21	39	20	71	17	200

Halftime: MSU 32, USA 30. FG%: MSU 37.7%, USA 49.1%. 3FG%: MSU 30.0%, USA 58.8%. FT%: MSU 50.0%, USA 42.9%. Turnovers: MSU 16 (Gordon 5), USA 18 (Merritt, Bennett 4). Blocked Shots: MSU 7 (Varnado 6), USA 1 (Davis 1). Steals: MSU 13 (Varnado, Hansbrough 3), USA 8 (Coleman, Bennett 3). Officials: Doug Simons, John Hampton, Mark Whitehead. Technicals: USA Bench. Attendance: 6,731.

GAME #11 RECAP

MSU 85, LOYOLA MARYMOUNT 54 DEC. 19, 2007 • LOS ANGELES, CA

In the midst of a week-long, three-game road swing, the Bulldogs claimed an 85-54 victory over Loyola Marymount at Gersten Pavilion.

After jumping out to a 14-5 lead six minutes into the game and building a double-digit advantage (21-10) by the 11:50 mark, MState (6-5) outscored the Lions (3-9), 12-2, over the final four minutes of the half to take a 40-22 halftime lead. Bouncing back from a season-low, seven-point effort (1-14 FGs) in his previous game at South Alabama, Jamont Gordon scored MSU's last 10 points of the opening period en route to a 15-point first half (5-6 FGs & 3-3 treys).

The MSU cushion reached 22 points (47-25) less than two minutes into the second stanza on another Gordon triple. The margin ballooned to 31 points (60-29) by the 15:21 mark and never dipped below 25 points the rest of the way. The Bulldogs shot 67 percent from the field in the second half en route to a season-best, 59-percent performance (34-58 FGs) for the contest.

In recording the team's largest winning margin on an opponent's home floor since the 1962-63 season (99-64 at LSU), MState also set single-game season highs for scoring margin (+31), field goals made (34), assists (25), blocks (12-tied) and steals (14). Defensively, MSU limited LMU to just 33-percent field goal shooting for the game and held a 46-32 advantage on the boards.

With four Bulldogs scoring in double figures, Gordon led the way with a game-high 25 points on 9-of-14 field goals and 5-of-7 treys. Charles Rhodes registered his third double-double of the season (14 pts/10 rebs), while Jarvis Varnado totalled a season-high 10 points (4-4 FGs) along with a Gersten Pavilion-record nine blocks. Shawn Deadwiler led LMU with 11 points.

MISSISSIPPI STATE (6-5)

Player	FG	3FG	FT	RB	PF	PT	A	Min
Rhodes	7-12	0-0	0-2	10	4	14	1	26
Varnado	4-4	0-0	2-6	6	4	10	1	20
Hansbrough	3-8	1-5	1-2	3	1	8	7	25
Stewart	4-8	2-5	0-2	5	1	10	5	25
Gordon	9-14	5-7	2-5	3	2	25	7	30
R. Johnson	3-5	0-2	0-1	3	1	6	2	11
Lupe	0-0	0-0	0-0	0	0	0	0	1
Benock	1-2	1-2	0-0	2	1	3	0	11
B. Johnson	1-1	0-0	0-0	6	1	2	0	15
Augustus	1-1	0-0	1-2	2	3	3	2	10
Turner	1-3	0-2	1-2	1	1	3	0	16
Bolen	0-0	0-0	0-0	0	0	0	0	1
Bailey	0-0	0-0	1-4	5	2	1	0	9
Team								
TOTALS	34-58	9-23	8-26	46	21	85	25	85

LOYOLA MARYMOUNT (3-9)

Player	FG	3FG	FT	RB	PF	PT	A	Min
Deric	1-6	0-1	0-0	2	2	2	0	19
Diederichs	0-3	0-0	0-0	1	2	0	3	22
Counts	2-5	2-4	1-2	1	3	7	1	27
Deadwiler	2-6	0-3	7-7	3	0	11	5	29
Johnson	2-7	1-3	1-2	2	5	6	0	21
Craig	1-4	0-0	0-2	1	4	2	1	11
Sweezy	3-5	0-0	4-6	5	1	10	0	9
Kanne	0-2	0-0	0-0	0	0	0	0	4
Sutton	2-3	0-0	0-0	2	1	4	0	12
Walker	0-3	0-1	0-0	6	3	0	2	20
Ziri	5-10	0-3	0-1	1	0	10	1	19
Maynard	1-3	0-0	0-0	2	2	2	0	7
Team								
TOTALS	19-57	3-15	13-20	32	23	54	13	200

Halftime: MSU 40, LMU 22. FG%: MSU 58.6%, LMU 33.3%. 3FG%: MSU 39.1%, LMU 20.0%. FT%: MSU 30.8%, LMU 65.0%. Turnovers: MSU 22 (B. Johnson 5), LMU 23 (Sutton 5). Blocked Shots: MSU 12 (Varnado 9), LMU 0. Steals: MSU 14 (Four with 3), LMU 13 (Ziri 5). Officials: Tony Greene, Anthony Jordan, Ron Groover. Attendance: 1,005.

GAME #12 RECAP

MSU 95, A&M-CORPUS CHRISTI 70 DEC. 21, 2007 • CORPUS CHRISTI, TX

The Bulldogs concluded their week-long, three-game road swing and closed out their pre-Christmas slate by registering a 95-70 victory over Texas A&M-Corpus Christi at the American Bank Center.

With the visitors coasting to the 25-point road triumph, MSU head coach Rick Stansbury passed his former mentor Richard Williams for sole possession of first place on the school's all-time list with 192 career coaching victories.

A hot-shooting A&M-Corpus Christi club (2-7) bolted to an early six-point lead (15-9) six minutes into the contest, before MState (7-5) went on an 11-2 run over the next four minutes to take a three-point lead (20-17) midway through the opening period. Following a third and fourth tie of the half, MSU's Phil Turner supplied instant offense off the Bulldog bench by scoring 11 straight points for the visitors to give them a six-point advantage (31-25) by the 8:20 mark. Jamont Gordon sank a pair of free throws with no time remaining on the game clock to put the Bulldogs up by 11 points (51-40) at the intermission.

MState maintained its offensive efficiency and picked up its defensive intensity in the second stanza. Hitting 52 percent from the field, while holding the Islanders to just 29 percent shooting during the closing period, the Bulldogs didn't let up in the second half. After stretching the margin to as many as 28 points, MSU headed home for Christmas with the 25-point win.

Charles Rhodes recorded his second straight double-double and fourth of the year with game-high totals of 26 points and 10 rebounds for the winners. Barry Stewart added 19 points on 6-of-8 shooting for the Bulldogs. Kevin Perkins led Texas A&M-Corpus Christi with 19 points.

MISSISSIPPI STATE (7-5)

Player	FG	3FG	FT	RB	PF	PT	A	Min
Rhodes	10-16	0-0	6-9	10	2	26	1	33
Varnado	1-9	0-1	0-0	7	2	2	1	24
Hansbrough	3-7	1-4	0-0	6	1	7	1	20
Stewart	6-8	2-3	5-7	2	1	19	4	36
Gordon	4-8	0-1	5-6	2	2	13	5	24
R. Johnson	2-2	2-2	0-0	2	0	6	1	8
Lupe	0-0	0-0	0-0	0	0	0	0	1
Benock	1-1	1-1	0-0	0	3	3	3	13
B. Johnson	0-1	0-0	0-2	4	4	0	0	12
Augustus	0-1	0-1	0-0	0	0	0	0	4
Turner	4-5	3-3	2-2	3	1	13	2	16
Bolen	0-0	0-0	1-2	1	0	1	0	2
Bailey	1-5	0-0	3-4	5	3	5	0	7
Team								
TOTALS	32-63	9-16	22-32	44	19	95	18	200

TEXAS A&M-CORPUS CHRISTI (2-7)

Player	FG	3FG	FT	RB	PF	PT	A	Min
Reynolds	6-15	3-3	3-4	8	4	18	0	28
Jackson	1-4	0-1	0-0	5	2	2	0	28
Daniels	1-3	1-2	0-0	3	4	3	3	26
Perkins	7-11	2-3	3-3	2	3	19	1	29
Green	1-9	1-5	4-6	1	2	7	3	27
Taylor	0-0	0-0	0-0	0	0	0	0	2
Slatnick	0-0	0-0	0-0	0	0	0	0	1
Bond	0-1	0-0	0-1	1	3	0	1	9
Shorter	0-0	0-0	0-0	0	0	0	2	8
Bullard	4-9	3-7	2-2	1	1	13	0	21
Watt	1-3	1-3	5-6	5	2	8	0	20
Topps	0-0	0-0	0-0	0	1	0	0	1
Team								
TOTALS	21-55	11-24	17-22	29	22	70	10	200

Halftime: MSU 51, TAMUCC 40. FG%: MSU 50.8%, TAMUCC 38.2%. 3FG%: MSU 56.3%, TAMUCC 45.8%. FT%: MSU 68.8%, TAMUCC 77.3%. Turnovers: MSU 10 (Stewart 2), TAMUCC 14 (Daniels, Shorter 3). Blocked Shots: MSU 6 (B. Johnson 3), TAMUCC 6 (Reynolds 3). Steals: MSU 8 (Gordon, Turner 2), TAMUCC 0. Officials: Tom Eades, Mike Thibodeaux, Jeff Smith. Attendance: 2,051.

GAME #13 RECAP

MSU 87, MISSOURI 75

DEC. 30, 2007 • STARKVILLE, MS

The Bulldogs wrapped up their regular-season, non-conference home slate by claiming an 87-75 victory over the Big 12's Missouri Tigers at MSU's Humphrey Coliseum.

Sparked by an impressive first-half shooting performance by Matt Lawrence, Missouri (9-5) opened up a six-point lead (20-14) by the 11:50 mark of the opening period. Playing without all-SEC senior forward Charles Rhodes (sprained left ankle), the Bulldogs (8-5) came to life and went on a 21-5 streak to take a 10-point advantage (35-25) with 4:42 remaining in the half.

Lawrence's fourth 3-pointer of the half (in five attempts) paved the way for nine unanswered Mizzou points to cut the deficit to a point (35-34). However, State's Barry Stewart and Ben Hansbrough connected on consecutive treys to put the Bulldogs back up by seven points (41-34) before settling for a three-point halftime lead (41-38).

After the visiting Tigers knotted up the game at 41-41 within the opening seconds of the second stanza, the Bulldogs went on a 15-3 run to go up by a dozen points (56-44) by the 14:33 mark. However, Missouri fought back and outscored the home team, 16-3, over the next five minutes and claimed a brief one-point lead (60-59) after a second straight 3-pointer by Stefhon Hannah.

A former Mr. Basketball for the state of Missouri during his prep playing days, Hansbrough temporarily stopped the visiting team's momentum with a key 3-pointer with 8:42 left. A Stewart trey and a tip-in by Jamont Gordon later gave the Bulldogs a 73-66 lead at the 3:30 mark. Clutch 10-of-12 free-throw shooting down the stretch sealed MState's third straight victory.

Stewart posted new career highs in points (24) and assists (7), while Gordon added 20 points, eight rebounds and five assists for the winners. MU's Matt Lawrence finished the contest with a game-high 28 points on 10-of-15 field-goal shooting and 6-of-11 accuracy from beyond the arc.

MISSOURI (9-5)

Player	FG	3FG	FT	RB	PF	PT	A	Min
Carroll	5-9	0-1	2-4	4	5	12	1	32
Lyons	1-6	0-1	1-4	2	1	3	1	13
Hannah	5-12	3-7	4-6	2	5	17	7	23
Horton	0-2	0-1	0-0	2	3	0	4	24
M. Lawrence	10-15	6-11	2-2	6	3	28	1	36
K. Lawrence	1-5	0-1	0-0	1	1	2	2	16
Tiller	0-2	0-1	2-2	4	3	2	2	22
Brown	3-7	0-2	0-0	3	2	6	0	15
Safford	2-3	0-1	0-1	4	1	4	0	9
Volkus	0-0	0-0	0-0	1	1	0	0	2
Butterfield	0-1	0-1	1-2	1	4	1	1	8
Team				3				
TOTALS	27-62	9-27	12-21	33	29	75	19	200

MISSISSIPPI STATE (8-5)

Player	FG	3FG	FT	RB	PF	PT	A	Min
Gordon	8-17	0-4	4-5	8	3	20	5	38
Varnado	4-6	0-0	1-4	8	3	9	0	23
Hansbrough	4-8	2-5	5-8	8	5	15	4	38
Stewart	8-14	3-7	5-5	4	3	24	7	38
Turner	4-10	0-3	4-6	10	2	12	2	34
R. Johnson	2-3	0-1	0-0	0	0	4	0	7
Benock	0-1	0-1	1-2	0	0	1	0	3
B. Johnson	1-1	0-0	0-0	2	2	2	0	13
Augustus	0-0	0-0	0-0	0	0	0	0	2
Bailey	0-0	0-0	0-0	0	1	0	0	4
Team				3				
TOTALS	31-60	5-21	20-30	43	19	87	18	200

Halftime: MSU 41, MU 38. FG%: MSU 51.7%, MU 43.5%. 3FG%: MSU 23.8%, MU 33.3%. FT%: MSU 66.7%, MU 57.1%. Turnovers: MSU 14 (Gordon, Stewart 3), MU 12 (Five with 2). Blocked Shots: MSU 7 (Varnado 5), MU 3 (Three with 1). Steals: MSU 5 (Stewart, Turner 2), MU 6 (Carroll, Hannah 2). Officials: Duke Edsall, Terry Moore, Donnee Gray. Attendance: 8,249.

GAME #14 RECAP

MSU 77, LAFAYETTE 53

JAN. 5, 2008 • JACKSON, MS

The Bulldogs concluded the non-conference portion of their regular-season slate by posting a 77-53 victory over Lafayette College at Jackson's Mississippi Coliseum.

The 24-point win extended MState's season-best winning streak to four consecutive games and marked the team's eighth straight hoops triumph (6-0 under Rick Stansbury) in Mississippi's capital city dating back to the 1985-86 campaign.

In this year's contest against one of the nation's leading three-point shooting teams, MSU (9-5) built a double-digit lead (17-7) eight minutes into the contest. The Bulldogs' cushion increased to as many as 21 points (34-13) by the 5:29 mark, but the visiting Leopards (8-6) by way of Easton, Pa., managed to cut the deficit to a dozen points (37-25) by halftime.

Lafayette came out of the locker room to score the first seven points of the second stanza and would later narrow the gap to just four points (44-40) on a layup by Bilal Abdullah at the 15:36 mark. However, MState would come alive to tally 10 unanswered points to go back up by 14 points (54-40) midway through the period.

The Leopards would trim the margin to single digits one last time (55-46) at the 7:50 mark, but the Bulldogs responded with 12 straight points this time to mount as much as a 29-point bulge before settling with the 24-point victory.

Entering the contest ranked third in the NCAA in made 3-pointers per game (11.2/gm) and sixth in three-point percentage (.426), Lafayette was held to just 6-of-25 shooting (.240) from beyond the arc and only 26.4 percent (19-of-72 FGs) overall from the field in the contest.

Ben Hansbrough paced MSU with 17 points, while Jarvis Varnado had his second career double-double with a career-high 16 points and 12 rebounds. Abdullah led all scorers with 21 points.

LAFAYETTE (8-6)

Player	FG	3FG	FT	RB	PF	PT	A	Min
Schmidt	5-9	0-0	0-0	5	2	10	0	19
Betley	2-7	1-2	1-2	8	4	6	0	25
Gruner	2-9	0-2	0-0	6	2	4	3	24
Brown	1-9	1-7	0-0	0	1	3	2	28
Abdullah	5-15	4-9	7-10	3	3	21	2	33
Cummins	0-3	0-2	0-0	2	0	0	0	7
Wheeler	0-0	0-0	0-0	0	0	0	0	4
Kari	1-4	0-1	1-2	2	1	3	0	11
Visockas	1-3	0-1	0-0	3	0	2	0	12
Benbow	0-1	0-1	0-0	2	0	0	1	5
Mintz	1-3	0-0	0-0	1	0	2	0	6
Detmer	0-4	0-0	0-1	2	2	0	0	18
Koltun	1-5	0-0	0-0	6	2	2	0	8
Team				4				
TOTALS	19-72	6-25	9-15	44	17	53	8	200

MISSISSIPPI STATE (9-5)

Player	FG	3FG	FT	RB	PF	PT	A	Min
Gordon	6-19	1-4	2-2	7	1	15	7	33
Varnado	5-5	0-0	6-9	12	1	16	0	26
Hansbrough	6-10	5-8	0-0	4	1	17	4	33
Stewart	2-8	1-5	1-2	3	2	6	1	32
Turner	2-6	1-4	3-4	8	4	8	1	28
R. Johnson	5-6	1-2	0-0	3	2	11	0	14
Begley	0-0	0-0	0-0	0	0	0	0	2
lupe	0-0	0-0	0-0	1	0	0	0	2
Benock	0-3	0-2	0-0	0	0	0	2	9
B. Johnson	1-1	0-0	2-2	4	2	4	0	11
Augustus	0-1	0-1	0-0	1	0	0	0	2
Bolen	0-1	0-1	0-0	0	0	0	0	3
Bailey	0-2	0-0	0-2	2	1	0	0	5
Team				3				
TOTALS	27-62	9-27	14-21	48	14	77	15	200

Halftime: MSU 37, LC 25. FG%: MSU 43.5%, LC 26.4%. 3FG%: MSU 33.3%, LC 24.0%. FT%: MSU 66.7%, LC 60.0%. Turnovers: MSU 17 (Gordon 6), LC 16 (Betley, Detmer 5). Blocked Shots: MSU 10 (Varnado 5), LC 4 (Abdullah 3). Steals: MSU 8 (B. Johnson 2), LC 9 (Schmidt 3). Officials: Ted Valentine, Bert Smith, Mike Nance. Attendance: 3,044.

GAME #15 RECAP

MSU 61, LSU 39

JAN. 9, 2008 • BATON ROUGE, LA

The Bulldogs opened up conference play with a stout defensive effort by claiming a convincing 61-39 road victory over the short-handed LSU Tigers at the Pete Maravich Assembly Center.

Following an early 2-2 tie one minute into the game, MState (10-5, 1-0) went on a 13-2 spurt to take an 11-point lead (15-4) by the 13:10 mark of the opening period. Playing without the injured tandem of Tasmin Mitchell and Chris Johnson, the Tigers (7-8, 0-1) managed to cut a 12-point deficit late in the period in half as Marcus Thornton bombed in back-to-back 3-pointers within the final minute to bring the home team back to within a six-point margin (25-19) by the intermission.

After Anthony Randolph's three-point play tipped off second-half play to pull the Tigers to within three points, LSU then went nearly six minutes without scoring. In making another 13-2 run over a seven-minute span, the Bulldogs reclaimed their double-digit lead in which they would never again relinquish.

After being held to just seven first-half field goals on only 23 percent shooting, the Tigers fell off that pace in the closing 20 minutes by again hitting only seven shots in 36 second-half attempts for a frigid 19 percent. With the Bulldogs connecting on 54 percent of their second-half attempts and owning a 27-19 advantage on the boards in the half, MSU would easily secure its third straight series win over LSU.

In addition to winning in Baton Rouge for consecutive years for the first time in a decade, MState allowed the fewest points to an SEC opponent since dropping a 38-36 overtime decision to Auburn during the pre-shot clock era of the 1982 SEC Tournament.

With MSU still without injured all-SEC forward Charles Rhodes, Jarvis Varnado stepped up to record a second straight double-double with 13 points and a career-high 17 rebounds to go along with seven blocks. Held to just 14 total field goals as a team on only 21 percent shooting, LSU was led by Thornton's dozen points.

MISSISSIPPI STATE (10-5, 1-0)

Player	FG	3FG	FT	RB	PF	PT	A	Min
Gordon	5-13	1-4	2-3	6	2	13	1	37
Varnado	6-10	0-0	1-4	17	2	13	0	25
Hansbrough	3-7	1-5	0-0	7	3	7	4	30
Stewart	2-6	1-4	6-8	6	3	11	5	35
Turner	2-6	0-2	0-0	3	3	4	1	34
R. Johnson	3-4	0-1	0-0	3	0	6	0	12
Begley	0-0	0-0	0-0	0	0	0	0	1
lupe	0-0	0-0	0-0	1	0	0	0	1
Benock	1-1	1-1	0-0	0	0	3	0	8
B. Johnson	0-0	0-0	0-0	0	1	0	0	9
Augustus	1-2	0-1	0-0	0	0	2	0	1
Bolen	0-0	0-0	0-0	2	0	0	0	1
Bailey	1-1	0-0	0-2	1	1	2	0	6
Team				1				
TOTALS	24-50	4-18	9-17	47	15	61	11	200

LSU (7-8, 0-1)

Player	FG	3FG	FT	RB	PF	PT	A	Min
Randolph	4-13	0-0	2-5	9	3	10	0	26
M. Thornton	2-14	2-6	6-6	7	1	12	0	33
Spencer	0-6	0-4	0-0	2	0	0	0	19
Martin	2-11	0-4	0-0	1	2	4	2	26
Temple	2-7	0-1	0-0	3	2	4	1	37
Mason	3-9	0-0	1-2	3	3	7	0	29
Green	1-2	0-0	0-0	0	1	2	0	12
Farrer	0-4	0-2	0-0	4	1	0	1	15
Q. Thornton	0-0	0-0	0-0	0	1	0	0	3
Team				7				
TOTALS	14-66	2-17	9-13	36	14	39	4	200

Halftime: MSU 25, LSU 19. FG%: MSU 48.0%, LSU 21.2%. 3FG%: MSU 22.2%, LSU 11.8%. FT%: MSU 52.9%, LSU 69.2%. Turnovers: MSU 17 (Gordon, Bailey 3), LSU 9 (Temple 3). Blocked Shots: MSU 10 (Varnado 7), LSU 4 (Randolph 2). Steals: MSU 5 (Turner 2), LSU 6 (Mason 3). Officials: Mike Stuart, Rick Hartzell, Antinio Petty. Attendance: 7,843.

GAME #16 RECAP

MSU 60, GEORGIA 49

JAN. 12, 2008 • STARKVILLE, MS

The homestanding Bulldogs notched their sixth consecutive victory of the season by successfully opening up their SEC home slate with a 60-49 win over the Bulldogs of Georgia at MSU's Humphrey Coliseum.

MState (11-5, 2-0) scored the game's first seven points and later still led by six points (16-10) with 7:12 remaining in the low-scoring first half of play. Georgia (9-5, 0-1) claimed its first lead of the contest at 22-20 with 3:19 left following back-to-back driving layups by Sundiata Gaines and a jumper by Corey Butler. MSU countered with dunks by all-SEC standouts Charles Rhodes and Jamont Gordon to take back a 27-24 advantage heading into halftime.

After Butler opened the second stanza with consecutive jumpers to put UGA back on top by a single point (28-27), MState went on an 18-2 run over the next seven minutes to break out to a 15-point cushion (45-30) by the 11:23 mark. Georgia responded by scoring nine unanswered points within a four-minute span to cut the deficit to a half-dozen points (45-39) with 7:42 remaining.

A Riley Benock 3-pointer at the 5:21 mark ended a six-minute scoring drought by MSU. State would go on to build an 11-point margin (50-39) before Georgia scored five straight points to pull to within six points (50-44) again with 1:55 left. A Terrance Woodbury 3-pointer with 49 seconds remaining would bring UGA to within a half-dozen points (53-47) one last time before the home team connected on 7-of-8 charity tosses over the final 43 seconds to seal the 11-point triumph and give MState its ninth win in 10 SEC home openers during the Rick Stansbury era.

In setting a new school record with 16 blocks on the day (10 by Jarvis Varnado), MSU held its third straight opponent to less than 30 percent shooting as UGA struggled with 16-of-65 (24.6%) from the field and just 3-of-17 (18%) from the arc.

Gordon and Gaines had 15 points apiece to lead the respective teams. Varnado added nine points and nine rebounds for the winners.

GEORGIA (9-5, 0-1)

Player	FG	3FG	FT	RB	PF	PT	A	Min
Woodbury	1-10	1-4	3-4	4	4	6	1	23
Bliss	1-3	0-0	0-0	4	2	2	0	21
Gaines	5-18	1-6	4-7	6	4	15	1	33
Butler	4-7	0-1	1-2	5	3	9	2	31
Humphrey	1-8	1-3	2-3	7	5	5	1	36
Barnes	0-1	0-0	0-0	2	1	0	0	4
Swansey	1-5	0-2	0-0	2	1	2	1	15
Brewer	0-2	0-1	0-0	3	0	0	0	8
Jackson	1-2	0-0	0-0	2	0	2	0	10
Price	2-9	0-0	4-6	3	1	8	0	19
Team				6				
TOTALS	16-65	3-17	14-22	44	21	49	6	200

MISSISSIPPI STATE (11-5, 2-0)

Player	FG	3FG	FT	RB	PF	PT	A	Min
Gordon	6-12	0-3	3-3	9	3	15	2	33
Varnado	4-5	0-0	1-1	9	3	9	0	21
Hansbrough	2-6	1-3	1-2	2	3	6	2	36
Stewart	3-13	0-5	3-5	5	4	9	2	36
Turner	2-7	2-6	1-2	9	3	7	2	37
R. Johnson	0-2	0-1	0-0	1	0	0	0	6
Benock	1-2	1-2	3-4	1	0	6	1	10
B. Johnson	0-1	0-0	0-0	1	0	0	1	9
Rhodes	4-5	0-0	0-2	3	1	8	0	12
Team				1				
TOTALS	22-53	4-20	12-19	41	17	60	10	200

Halftime: MSU 27, UGA 24. FG%: MSU 41.5%, UGA 24.6%. 3FG%: MSU 20.0%, UGA 17.6%. FT%: MSU 63.2%, UGA 63.6%. Turnovers: MSU 16 (Three with 4), UGA 14 (Gaines, Price 3). Blocked Shots: MSU 16 (Varnado 10), UGA 1 (Jackson 1). Steals: MSU 6 (Stewart, Turner 2), UGA 11 (Humphrey 4). Officials: J.B. Caldwell, John Hampton, Mark Whitehead. Attendance: 8,713.

GAME #17 RECAP

MSU 69, KENTUCKY 64

JAN. 15, 2008 • STARKVILLE, MS

The homestanding Bulldogs moved to 3-0 in SEC play for the first time since 1993-94 with a 69-64 home triumph over the Kentucky Wildcats in front of an ESPN viewing audience at MSU's Humphrey Coliseum.

After battling through five lead changes during the opening seven minutes of play, MState (12-5, 3-0) grabbed a six-point lead (22-16) following a Charles Rhodes dunk at the 9:13 mark of the opening period. The Bulldogs' lead grew to 10 points by the closing minutes of the half, but Kentucky (7-8, 1-1) scored the final five points of the first half to trim the deficit in half (32-27) by the halftime buzzer.

MSU seemingly regained control of the contest during the opening 10 minutes of the second stanza, building as much as a 12-point cushion (45-33) following a 3-pointer by Phil Turner at the 14:58 mark. Aided by some poor second-half free throw shooting by MSU and back-to-back Bulldog turnovers around the 5:00 mark, the Wildcats managed to get to within three points (56-53) after a Ramel Bradley layup with 5:01 left.

The Bulldogs regrouped and kept plugging away at the charity stripe to eventually go back up by eight points (65-57) after a 1-for-2 trip to the line by Rhodes with 30 seconds remaining. However, an MSU miscue sandwiched between four straight free throws by UK's Bradley followed by a Joe Crawford 3-pointer made it a two-point contest with nine seconds left in the game. Though he struggled from the field (2-of-11 FGs & 0-of-5 treys) on the night, State's Barry Stewart came through in the clutch by hitting 3-of-4 free throws over the final five seconds to give the Bulldogs their seventh straight win of the season.

Jarvis Varnado over-shadowed Jamont Gordon's game-high 24 points by recording the third triple-double in school history with 10 points, 12 rebounds and a school record-tying 10 blocks. MSU had 15 blocks to mark the fourth straight game in double digits. UK guards Bradley and Crawford tallied 22 and 20 points, respectively.

KENTUCKY (7-8, 1-1)

Player	FG	3FG	FT	RB	PF	PT	A	Min
Harris	1-3	0-1	0-0	4	3	2	1	38
Coury	1-6	0-0	1-2	3	2	3	1	20
Patterson	4-11	0-0	2-2	3	3	10	0	36
Bradley	6-17	2-10	8-8	4	2	22	4	40
Crawford	8-19	4-8	0-0	5	4	20	5	39
Krebs	0-0	0-0	0-0	1	0	0	0	1
Porter	1-1	1-1	0-0	0	1	3	0	2
Stewart	0-0	0-0	0-0	1	0	0	0	1
Stevenson	2-3	0-0	0-0	7	5	4	1	23
Team				5				
TOTALS	23-60	7-20	11-12	33	20	64	12	200

MISSISSIPPI STATE (12-5, 3-0)

Player	FG	3FG	FT	RB	PF	PT	A	Min
Rhodes	5-8	0-0	2-4	3	0	12	2	30
Varnado	3-5	0-0	4-10	12	2	10	1	36
Stewart	2-11	0-5	5-8	4	3	9	4	35
Turner	4-10	3-8	0-0	4	1	11	1	33
Gordon	7-11	5-7	5-9	9	3	24	5	36
R. Johnson	0-3	0-2	0-0	1	0	0	0	6
Begley	0-0	0-0	0-0	0	0	0	0	1
Benock	0-0	0-0	0-0	1	1	0	0	11
B. Johnson	1-2	0-0	0-0	2	1	2	0	9
Bailey	0-1	0-0	1-2	1	2	1	0	3
Team				3				
TOTALS	22-51	8-22	17-33	40	13	69	13	200

Halftime: MSU 32, UK 27. FG%: MSU 43.1%, UK 38.3%. 3FG%: MSU 36.4%, UK 35.0%. FT%: MSU 51.5%, UK 91.7%. Turnovers: MSU 13 (Stewart 5), UK 10 (Bradley 5). Blocked Shots: MSU 15 (Varnado 10), UK 5 (Harris, Stevenson 2). Steals: MSU 2 (Rhodes, Stewart), UK 7 (Bradley 4). Technicals: UK (Team). Officials: Doug Shows, Anthony Jordan, Rick Crawford. Attendance: 9,862.

GAME #18 RECAP

MSU 66, ALABAMA 56

JAN. 19, 2008 • TUSCALOOSA, AL

The visiting Bulldogs stretched their overall winning streak to eight consecutive games and SEC win string to four straight contests with a 66-56 victory over Alabama at Coleman Coliseum.

During an opening 20 minutes of play which featured five lead changes and four ties, MState (13-5, 4-0) owned the advantage for the majority of the first half. After the visitors led by as many as six points (14-8) four minutes into the game and then later owned a five-point margin (25-20) with 5:37 left, the Crimson Tide (11-8, 0-4) took a brief one-point lead (28-27) on a pair of Alonzo Gee free throws with 1:52 remaining.

However, the Bulldogs capped off a 7-of-14 first-half shooting performance from beyond the three-point arc with back-to-back treys by Riley Benock and Ben Hansbrough over the final minute to give MSU a 33-28 halftime advantage.

Following a made trey by Bama's Mykal Riley to open the second-half scoring, Jamont Gordon answered with a 3-pointer of his own to ignite a 9-0 State run. Midway through the half, the Tide scored seven unanswered points to cut the deficit to four points (52-48) with 8:21 left in the contest. MState's Barry Stewart responded with a clutch 3-pointer from the corner to halt the Bama run.

Four minutes later, Senario Hillman converted a three-point play to once again narrow the gap to four points (59-55) with 3:58 left to play. Back-to-back buckets by Gordon and Jarvis Varnado put the visitors back up by eight points with 2:06 left on the clock. MSU held Alabama to a single point over the game's final four minutes to win in Tuscaloosa for the first time since 2003-04 and prevail by double digits at Coleman Coliseum for the first time since 1989-90.

As a team, the Bulldogs drilled a season-high 12 three-point field goals (in 26 attempts), while the Tide struggled with 2-of-14 shooting from beyond the arc. Gordon hit for a game-high 24 points for the second straight contest en route to earning SEC Player of the Week and national honors by FOX Sports and *The Sporting News*. Stewart followed with 16 points for the winners. Richard Hendrix paced Alabama with 21 points.

MISSISSIPPI STATE (13-5, 4-0)

Player	FG	3FG	FT	RB	PF	PT	A	Min
Rhodes	2-7	0-1	1-2	9	2	5	0	31
Varnado	2-4	0-0	0-2	6	4	4	0	21
Stewart	6-11	3-5	1-2	1	3	16	3	35
Turner	1-5	1-4	0-0	2	2	3	3	28
Gordon	10-17	4-8	0-1	4	3	24	5	34
R. Johnson	0-0	0-0	2-4	1	0	2	1	2
Hansbrough	3-8	3-7	0-2	1	1	9	0	25
Benock	1-1	1-1	0-0	0	0	3	1	4
B. Johnson	0-1	0-0	0-0	2	2	0	0	7
Bailey	0-0	0-0	0-0	4	3	0	0	13
Team				4				
TOTALS	25-54	12-26	4-13	34	20	66	13	200

ALABAMA (11-8, 0-4)

Player	FG	3FG	FT	RB	PF	PT	A	Min
Jemison	3-6	0-1	2-4	6	3	8	2	35
Hendrix	8-10	0-0	5-8	6	3	21	4	36
Riley	2-9	1-6	0-0	7	4	5	4	35
Pickett	1-4	0-2	0-0	1	0	2	1	28
Gee	2-9	0-3	6-9	4	1	10	2	30
Torrance	1-1	0-0	0-0	1	0	2	2	6
Hollinger	1-2	1-2	0-2	0	0	3	1	13
Hillman	2-2	0-0	1-1	0	2	5	0	15
Coleman	0-0	0-0	0-0	0	0	0	0	1
Knox	0-1	0-0	0-0	1	1	0	0	1
Team				3				
TOTALS	20-44	2-14	14-24	29	14	56	16	200

Halftime: MSU 33, UA 28. FG%: MSU 46.3%, UA 45.5%. 3FG%: MSU 46.2%, UA 14.3%. FT%: MSU 30.8%, UA 58.3%. Turnovers: MSU 12 (Gordon 4), UA 17 (Hendrix 7). Blocked Shots: MSU 3 (Three with 1), UA 7 (Hendrix 3). Steals: MSU 7 (Varnado 3), UA 7 (Riley 3). Officials: Tom Eades, John Hampton, Tracy Woodson. Attendance: 11,290.

GAME #19 RECAP

MSU 88, #15 MISSISSIPPI 68 JAN. 26, 2008 • STARKVILLE, MS

The Bulldogs extended their season winning streaks to nine consecutive games overall and five straight to begin SEC play by claiming an 88-68 home triumph over No. 15 Mississippi with 10,421 fans on hand at Humphrey Coliseum.

After battling through six lead changes and two ties during the opening 10 minutes of play, MState (14-5, 5-0) scored seven unanswered points over a four-minute span to take a 28-21 lead with 6:06 remaining in the first half. The Rebels (15-3, 2-3) would cut the deficit to three points (34-31) with two minutes left, but the Bulldogs scored the final four points of the half to take a 38-31 halftime advantage.

MSU's lead was not seriously challenged the rest of the contest, as they took a trio of 10-point leads during the opening five minutes of the second stanza. After Ole Miss cut the deficit to seven points (49-42) at the 14:42 mark, State's Jamont Gordon converted a three-point play and then followed with a message-sending dunk to give the Bulldogs a 13-point cushion (55-42) with 13:12 left in the contest.

With the home team shooting 69 percent from the field in the second half and fueled by Charles Rhodes' 18 second-half points, the Bulldogs maintained their double-digit cushion over the final 14 minutes of the contest. The 20-point victory marked MSU's 10th consecutive home triumph over Ole Miss during the Rick Stansbury era and gave the Bulldogs their seventh straight SEC home win dating back to last February.

As a team, MSU shot 57 percent from the field for the game, along with holding UM to just 37 percent accuracy. Rhodes paced five double-digit State scorers with a game-high 26 points on 12-of-14 shooting, while Dwayne Curtis had 18 points and 11 rebounds for the visitors.

MISSISSIPPI (15-3, 2-3)

Player	FG	3FG	FT	RB	PF	PT	A	Min
Williams	1-4	0-0	0-3	3	4	2	0	19
Curtis	7-11	0-0	4-4	11	3	18	3	31
Warren	5-20	2-10	3-4	3	0	15	3	35
Polynice	7-13	0-0	0-0	7	2	14	1	34
Gaskins	1-7	1-3	0-0	0	2	3	0	24
Smith	0-0	0-0	0-0	0	0	0	1	5
Watson	1-3	0-0	0-0	1	1	2	0	7
White	4-7	0-0	1-1	2	4	9	0	20
Graham	1-3	1-1	0-0	2	0	3	0	10
Huertas	1-8	0-3	0-0	5	1	2	0	15
Team				5				
TOTALS	28-76	4-17	8-12	39	17	68	8	200

MISSISSIPPI STATE (14-5, 5-0)

Player	FG	3FG	FT	RB	PF	PT	A	Min
Rhodes	12-14	0-0	2-3	6	1	26	1	28
Varnado	4-5	0-0	4-4	8	3	12	1	29
Stewart	5-11	0-4	2-4	4	2	12	3	33
Turner	0-5	0-2	0-0	6	3	0	0	28
Gordon	5-12	2-6	1-1	1	2	13	6	30
R. Johnson	1-2	1-1	0-0	0	0	3	0	4
Begley	0-1	0-1	0-0	0	0	0	0	1
Iupe	0-0	0-0	0-0	1	0	0	0	1
Bryant	0-1	0-0	0-0	0	0	0	0	1
Benock	4-5	4-5	0-0	1	0	12	1	21
B. Johnson	1-2	0-0	0-0	3	1	2	3	11
Augustus	0-0	0-0	0-0	0	0	0	0	1
Bolen	0-0	0-0	0-0	0	0	0	0	1
Bailey	2-2	0-0	4-7	3	1	8	0	11
Team				7				
TOTALS	34-60	7-19	13-19	40	13	88	15	200

Halftime: MSU 38, UM 31. FG%: MSU 56.7%, UM 36.8%. 3FG%: MSU 36.8%, UM 23.5%. FT%: MSU 68.4%, UM 66.7%. Turnovers: MSU 11 (Rhodes, Stewart 2), UM 6 (Six with 1). Blocked Shots: MSU 8 (Varnado 4), UM 5 (Five with 1). Steals: MSU 4 (Gordon 2), UM 6 (Warren 3). Officials: Rick Crawford, Antinio Petty, Roger Ayers. Attendance: 10,421.

GAME #20 RECAP

ARKANSAS 78, #25 MSU 58 JAN. 30, 2008 • FAYETTEVILLE, AR

Ranked in the nation's Top 25 for the first time in three years, the 25th-ranked Bulldogs had their nine-game overall winning streak and five-game SEC win string snapped by dropping a 78-58 decision to the Arkansas Razorbacks at Bud Walton Arena.

Keyed by Jamont Gordon's 10 points through the opening eight minutes of play, MState (14-6, 5-1) held a four-point lead (11-7) at the 12:18 mark. With the Razorbacks (15-5, 4-2) playing without starter and Jackson, Miss., native Charles Thomas because of a suspension, senior forward Sonny Weems sparked a 14-0 Arkansas run by hitting three straight 3-pointers to give the home team a 21-11 advantage midway through the half.

MSU cut the deficit in half within a minute, but the Razorbacks responded by reclaiming a double-digit lead (27-16) with 6:43 left in the half. With Arkansas owning a 22-15 rebounding advantage and the Bulldogs saddled with 13 first-half turnovers, the Hogs owned a comfortable 43-28 halftime cushion.

MSU got off the deck and scored the first eight points of the second stanza to cut the margin to seven points (43-36) following a Phil Turner 3-pointer at the 16:02 mark. However, it was Weems yet again who ignited a spark for the home team by hitting a jumper and a 3-pointer to push the lead back up to double figures. The Razorbacks' cushion stayed at twin digits for the final 15 minutes of the contest, as MState suffered its first 20-point defeat since dropping an 83-61 decision at South Carolina on Feb. 11, 2006.

Though limiting Arkansas to 36 percent shooting for the contest, the Bulldogs were out-rebounded, 41-35, and outscored by 13 points at the free throw line. MSU was also credited with 22 turnovers and only five assists on the evening.

Gordon finished with a game-high 24 points, while Charles Rhodes posted a double-double with 11 points and 15 rebounds for the visitors. Weems tallied 22 points, including 5-of-10 accuracy from beyond the three-point arc, and Patrick Beverley registered his own double-double with 19 points and 10 boards for the winners.

MISSISSIPPI STATE (14-6, 5-1)

Player	FG	3FG	FT	RB	PF	PT	A	Min
Rhodes	4-11	0-0	3-5	15	2	11	1	37
Varnado	0-1	0-0	1-2	6	3	1	0	24
Stewart	3-7	0-2	1-2	1	5	7	0	30
Turner	2-6	2-5	0-0	3	3	6	1	27
Gordon	8-16	3-8	5-6	4	3	24	1	37
R. Johnson	2-4	1-2	0-0	1	1	5	0	12
Benock	0-2	0-2	0-0	0	3	0	2	14
B. Johnson	1-1	0-0	2-2	4	0	4	0	12
Bailey	0-1	0-0	0-0	0	3	0	0	7
Team				7				
TOTALS	20-49	6-19	12-17	35	23	58	5	200

ARKANSAS (15-5, 4-2)

Player	FG	3FG	FT	RB	PF	PT	A	Min
Weems	8-17	5-10	1-1	6	2	22	1	28
Washington	2-6	1-2	3-4	4	3	8	1	22
Hill	3-3	0-0	3-4	6	2	9	0	24
Welsh	1-7	1-4	4-5	1	0	7	1	30
Beverley	6-16	1-6	6-8	10	1	19	4	37
Ervin	0-5	0-0	4-4	4	4	4	2	23
Townes	1-4	0-0	4-4	3	2	6	1	19
Britt	0-0	0-0	0-0	1	0	0	0	1
Cox	0-0	0-0	0-0	0	0	0	0	1
Hunter	1-3	1-2	0-0	3	3	3	1	15
Team				3				
TOTALS	22-61	9-24	25-30	41	17	78	11	200

Halftime: UA 43, MSU 28. FG%: MSU 40.8%, UA 36.1%. 3FG%: MSU 31.6%, UA 37.5%. FT%: MSU 70.6%, UA 83.3%. Turnovers: MSU 22 (Gordon 6), UA 12 (Weems, Hill 3). Blocked Shots: MSU 8 (Varnado 4), UA 4 (Washington, Hill 2). Steals: MSU 5 (Five with 1), UA 7 (Welsh, Beverley 2). Officials: Doug Shows, Les Jones, James Breeding. Attendance: 17,927.

MISSISSIPPI STATE HEAD BASKETBALL COACH RICK STANSBURY

Now in his 10th season as head coach of the Mississippi State Bulldogs, Rick Stansbury surpassed his former mentor **Richard Williams** to become the all-time winningest basketball coach in school history with MSU's 95-70 road victory over Texas A&M-Corpus Christi on Dec. 21. Stansbury previously spent eight seasons on Williams' State staff prior to being named his successor in 1998.

In his 19th season overall with the MSU hoops program, Stansbury has now been associated with 11 postseason tournament teams (7 NCAA & 4 NIT), two SEC Tournament title clubs and six regular-season league/divisional championship squads. With a 10-year head coaching record of 199-110 (.644), Stansbury presently ranks 18th among the all-time winningest SEC basketball coaches by percentage and needs one more victory to become the 20th all-time member of the SEC's 200-win list.

During his 10 seasons at the Mississippi State helm, Stansbury has doubled the school's all-time postseason tournament appearances from seven to 14 with four consecutive NCAA Tournament berths (2002-05) along with last year's third NIT showing (2007, '01 & '99). With six 20-win seasons under Stansbury's guidance, MSU has also claimed an overall SEC championship (2004), three SEC West crowns (2007, '04 & '03) and an SEC Tournament title (2002) over the past six seasons.

With his 2006-07 MSU team securing the school's seventh postseason tournament appearance (4 NCAA & 3 NIT) in his first nine seasons at the State helm, Stansbury most recently guided the 21-14 Bulldogs to a berth in last year's NIT Semifinals as well as a third SEC West title in the last five years.

Three years ago in 2004-05, Stansbury further extended all-time school marks by directing the 23-11 Bulldogs to a fourth consecutive NCAA Tournament appearance as well as a fourth straight 20-win season. Prior to the current decade, the Bulldogs had neither previously reached 20 wins in three straight seasons, made four consecutive postseason tournaments nor earned three straight NCAA Tournament berths in the program's basketball history.

During the 2003-04 season, Stansbury guided State to its first outright SEC title since 1962-63 with a 14-2 league mark en route to posting a 26-4 overall record (12-0 on the road) and earning a school-first third straight NCAA Tournament appearance. In doing so, Stansbury was named The Associated Press SEC Coach of the Year, while earning district coaching honors from both the National Association of Basketball Coaches and United States Basketball Writers Association. He piloted the 21-10 Bulldogs to an NCAA Tournament berth in 2002-03 after advancing to the title game of the SEC Tournament for a second consecutive year.

In his rookie season at the Bulldog helm (1998-99), Stansbury became the school's all-time winningest first-year head basketball coach (20-13). During the 2001-02 season, he directed MSU to a school-record 27 wins, including an SEC Tournament title and NCAA appearance.

Previously as an eight-year assistant/associate head coach on Williams' staff, Stansbury played an integral role in helping guide Mississippi State University to three NCAA Tournaments, including a Final Four berth in 1996 and Sweet 16 showing in 1995, one NIT appearance (1994), one SEC Tournament title (1996), one regular-season SEC overall co-championship (1991), and back-to-back SEC Western Division crowns in 1995 and 1996.

Prior to his move to Starkville, Stansbury served a six-year stint (1985-90) as an assistant coach at Austin Peay State. Born in Louisville, Ky., and raised in Brandenburg, Ky., he is a 1982 graduate of Campbellsville (Ky.) College and was inducted into his alma mater's Athletic Hall of Fame in 2003. Stansbury then went on to earn a master's degree in 1984 from Cumberland (Ky.) College. Stansbury, 48, is married to the former Meo Mellen of Roanoke, Va., and they are the proud parents of three sons - Isaac, 8, Noah, 5, and Luke, 3.

RICK STANSBURY'S CAREER RECORD AS AN ASSISTANT COACH

<u>Season (School)</u>	<u>W-L</u>	<u>Pct.</u>	<u>Postseason Highlights</u>	<u>Conference Highlights</u>
1981-82 (Campbellsville)	12-13	.480		
1983-84 (Cumberland)	31-5	.861	NAIA Tourney (2nd Round)	Won KMAC Tourney championship
2-year NAIA totals	43-18	.705	Also helped Campbellsville to NAIA Tourney as a senior (1980-81)	
1984-85 (Austin Peay)	8-19	.296		
1985-86 (Austin Peay)	14-14	.500		
1986-87 (Austin Peay)	20-12	.625	NCAA Tourney (2nd Round)	Won OVC Tourney championship
1987-88 (Austin Peay)	17-13	.567	OVC Tourney runners-up	T-3rd in OVC with 10-4 record
1988-89 (Austin Peay)	18-12	.600	OVC Tourney runners-up	3rd in OVC with 8-4 record
1989-90 (Austin Peay)	10-19	.345		
6-year APSU totals	87-89	.494	1 NCAA bid; 1 OVC tourney title & 2 OVC trny runner-up finishes	
1990-91 (Miss. State)	20-9	.690	NCAA Tourney (1st Round)	T-1st in SEC with 13-5 record
1991-92 (Miss. State)	15-13	.536		
1992-93 (Miss. State)	13-16	.448		
1993-94 (Miss. State)	18-11	.621	NIT (1st Round)	3rd in SEC West with 9-7 record
1994-95 (Miss. State)	22-8	.733	NCAA Sweet 16	T-1st in SEC West with 12-4 record
1995-96 (Miss. State)	26-8	.765	NCAA Final Four	1st in SEC West; Won SEC Trny title
1996-97 (Miss. State)	12-18	.400		
1997-98 (Miss. State)	15-15	.500		
8-year MSU totals	141-98	.590	3 NCAA & 1 NIT; 1 SEC Tourney title; 3 reg-season league titles	
14-year NCAA totals	228-187	.549	4 NCAA & 1 NIT; 2 league trny titles; 3 reg-season league titles	
16-year overall totals	271-205	.569	4 NCAA, 1 NIT & 1 NAIA Tournament berths; 3 league trny titles	

RICK STANSBURY'S CAREER RECORD AS MSU HEAD COACH

<u>Season</u>	<u>Overall</u>	<u>SEC/Finish</u>	<u>Postseason Highlights</u>	<u>Conference Highlights</u>
1998-99 (MSU)	20-13 .606	8-8/T-3rd (W)	NIT (1st Round)	Semis of SEC Tournament
1999-00 (MSU)	14-16 .467	5-11/T-5th (W)		
2000-01 (MSU)	18-13 .581	7-9/T-4th (W)	NIT (Quarterfinals)	
2001-02 (MSU)	27-8 .771	10-6/2nd (W)	NCAA Tourney (2nd Round)	2nd in SEC West; Won SEC Trny title
2002-03 (MSU)	21-10 .677	9-7/1st (W)	NCAA Tourney (1st Round)	1st in SEC West; Finals of SEC Tourney
2003-04 (MSU)	26-4 .867	14-2/1st	NCAA Tourney (2nd Round)	1st in SEC; 1st in SEC West
2004-05 (MSU)	23-11 .676	9-7/3rd (W)	NCAA Tourney (2nd Round)	4th straight winning season in SEC play
2005-06 (MSU)	15-15 .500	5-11/4th (W)		
2006-07 (MSU)	21-14 .600	8-8/T-1st (W)	NIT (Semifinals)	T-1st in SEC West; Semis of SEC Trny
2007-08 (MSU)	14-6 .700	5-1		
10-year totals	199-110 .644	80-70 (.533)	4 NCAA & 3 NIT; 1 SEC title; 3 SEC West titles; 1 SEC tourney title	

RICK STANSBURY'S CAREER RECORD AS A COLLEGIATE COACH

18-year MSU totals	340-208	.620	7 NCAA & 4 NIT; 2 SEC & 5 SEC West titles; 2 SEC Tourney titles	
24-year NCAA totals	427-297	.590	8 NCAA & 4 NIT; 2 SEC & 5 SEC West titles; 3 league tourney titles	
26-year overall totals	470-315	.599	8 NCAA, 4 NIT & 1 NAIA Trny; 2 SEC/5 West titles; 4 league trny titles	

MSU COACHING LEADERS

OVERALL COACHING WINS

<u>Coach (Tenure)</u>	<u>Record</u>
1. Rick Stansbury (1999-present)	199-110
2. Richard Williams (1987-98)	191-163
3. Babe McCarthy (1956-65)	169-85
4. E.C. Hayes (1912-24)	124-54
5. Kermit Davis (1971-77)	91-91
6. Stanfield Hitt (1940-47)	68-69
7. Paul Gregory (1948-55)	58-100
8. Bob Boyd (1982-86)	55-87
9. Joe Dan Gold (1966-70)	51-74
10. Frank Carideo (1936-39)	43-39

OVERALL WINNING PERCENTAGE

<u>Coach (Tenure)</u>	<u>Pct.</u>	<u>W-L</u>
1. E.C. Hayes (1912-24)697	124-54
2. Bernie Bierman (1926-27)674	31-15
3. Ron Greene (1978)667	18-9
4. Babe McCarthy (1956-65)665	169-85
5. Rick Stansbury (1999-present)644	199-110
6. K.P. Gatchell (1925)609	14-9
7. Edwin Hale (1934-35)541	20-17
8. Richard Williams (1987-98)540	191-163
9. Frank Carideo (1936-39)524	43-39
10. Kermit Davis (1971-77)500	91-91
T.H. Werner (1909)500	5-5

OVERALL GAMES COACHED

<u>Coach (Tenure)</u>	<u>GC</u>	<u>Record</u>
1. Richard Williams (1987-98)	354	191-163
2. Rick Stansbury (1999-present)	309	199-110
3. Babe McCarthy (1956-65)	254	169-85
4. Kermit Davis (1971-77)	182	91-91
5. E.C. Hayes (1912-24)	178	124-54
6. Paul Gregory (1948-55)	158	58-100
7. Bob Boyd (1982-86)	142	55-87
8. Stanfield Hitt (1940-47)	137	68-69
9. Joe Dan Gold (1966-70)	125	51-74
10. Ray G. Dauber (1928-33)	90	37-53

SEC COACHING WINS

<u>Coach (Tenure)</u>	<u>Record</u>
1. Richard Williams (1987-98)	89-113
2. Babe McCarthy (1956-65)	88-54
3. Rick Stansbury (1999-present)	80-70
4. Kermit Davis (1971-77)	44-82
5. Stanfield Hitt (1940-47)	41-55
6. Paul Gregory (1948-55)	33-83
7. Joe Dan Gold (1966-70)	32-56
8. Bob Boyd (1982-86)	29-61
9. Frank Carideo (1936-39)	27-31
10. Jim Hatfield (1979-81)	21-33

SEC WINNING PERCENTAGE

<u>Coach (Tenure)</u>	<u>Pct.</u>	<u>W-L</u>
1. Ron Greene (1978)722	13-5
2. Babe McCarthy (1956-65)620	88-54
3. Rick Stansbury (1999-present)533	80-70
4. Frank Carideo (1936-39)466	27-31
5. Richard Williams (1987-98)441	89-113
6. Stanfield Hitt (1940-47)427	41-55
7. Edwin Hale (1934-35)409	9-13
8. Jim Hatfield (1979-81)389	21-33
9. Joe Dan Gold (1966-70)364	32-56
10. Kermit Davis (1971-77)349	44-82

MISSISSIPPI STATE SUPERLATIVES DURING RICK STANSBURY ERA (1998-2008)

TEAM SUPERLATIVES

Most Points Scored (Game):
107 vs Arkansas-Pine Bluff (11-23-99)

Most Points Scored (SEC Game):
105 vs Auburn (3-2-04)

Most Points Scored (1st Half):
56 vs Alabama A&M (12-2-02)

Most Points Scored (1st Half-SEC Game):
53 vs Auburn (3-2-04)

Most Points Scored (2nd Half):
61 vs Nicholls State (11-21-04)

Most Points Scored (2nd Half-SEC Game):
56 vs Auburn (1-20-07)

Largest Winning Margin (Game):
+52 vs Ark.-Pine Bluff [105-53] (11-17-98)

Largest Winning Margin (SEC Game):
+37 vs Auburn [90-53] (1-5-05)

Largest Losing Margin (Game):
-49 at Alabama [98-49] (1-18-05)

Largest Losing Margin (SEC Game):
-49 at Alabama [98-49] (1-18-05)

Most Field Goals Made (Game):
45 vs ULM (12-15-01) & Nicholls (11-17-01)

Most Field Goals Made (SEC Game):
40 vs Auburn (3-2-04)

Most Field Goal Attempts (Game):
83 vs Mississippi Valley State (11-21-00)

Most Field Goal Attempts (SEC Game):
78 vs Kentucky (2-10-01)

Highest Field-Goal Percentage (Game):
66.0 [33-50] vs Nicholls (11-11-06)

Highest Field-Goal Percentage (SEC Game):
62.7 [32-51] vs LSU (1-26-02)

Highest FG Pct. (One Half-Game):
72.2 [13-18] vs Mississippi-2ndH (3-14-03)

Highest FG Pct. (One Half-SEC Game):
72.2 [13-18] vs Mississippi-2ndH (3-14-03)

Most 3-pt Field Goals Made (Game):
14, 3 times (last: vs Santa Clara 12-3-05)

Most 3-pt Field Goals Made (SEC Game):
14 vs Auburn (3-2-04) & Alabama (3-4-00)

Most 3-pt Field Goal Attempts (Game):
35 vs Nicholls State (11-21-04)

Most 3-pt Field Goal Attempts (SEC Game):
30, four times (last: vs Alabama 3-4-07)

Most Free Throws Made (Game):
33 vs Ark. St. (12-8-01) & UL Laf. (12-28-00)

Most Free Throws Made (SEC Game):
32 vs Arkansas (2-27-02) & Miss. (1-27-01)

Most Free Throw Attempts (Game):
48 vs Arkansas-Little Rock (11-21-01)

Most Free Throw Attempts (SEC Game):
45 vs Arkansas (2-27-02)

Most Rebounds (Game):
75 vs Mississippi Valley State (11-21-00)

Most Rebounds (SEC Game):
56 at Alabama (3-6-04)

Most Offensive Rebounds (Game):
31 vs Mississippi Valley State (11-21-00)

Most Offensive Rebounds (SEC Game):
29 at Ala. (3-6-04) & vs Ky. (2-10-01)

Most Defensive Rebounds (Game):
44 vs Mississippi Valley State (11-21-00)

Most Defensive Rebounds (SEC Game):
36, three times (last: at LSU 1-9-08)

Largest Rebound Margin (Game):
+38 [59-21] vs Jacksonville St. (12-22-04)

Largest Rebound Margin (SEC Game):
+25 [46-21] vs Arkansas (2-27-02)

Most Assists (Game):
31 vs Louisiana-Monroe (12-15-01)

Most Assists (SEC Game):
25 vs Alabama (3-4-07)

Most Turnovers (Game):
29 vs Nicholls (11-11-06)

Most Turnovers (SEC Game):
24, three times (last: at Florida 1-11-06)

Fewest Turnovers (Game):
4 vs Louisiana Tech (11-10-07)

Fewest Turnovers (SEC Game):
6 at Alabama (2-7-07)

Most Blocked Shots (Game):
16 vs Georgia (1-12-08)

Most Blocked Shots (SEC Game):
16 vs Georgia (1-12-08)

Most Steals (Game):
20 vs Nicholls State (11-17-01)

Most Steals (SEC Game):
15 vs Vanderbilt (2-5-03)

Most Personal Fouls (Game):
30 vs South Carolina (2-16-00)

Most Personal Fouls (SEC Game):
30 vs South Carolina (2-16-00)

MISC. TEAM STATS (ALL GMS)

Largest Lead Surrendered in Loss:
21 vs Northwestern St. [4 times] (11-26-05)

Largest Halftime Lead Surrendered in Loss:
21 vs Northwestern St. [39-18] (11-26-05)

Largest Deficit Overcome in Win:
20 vs Kentucky [30-10] (1-5-02)

Largest Halftime Deficit Overcome in Win:
16 at Alabama [47-31] (3-6-04) &
16 vs Kentucky [40-24] (1-5-02)

Largest Lead at Any Time:
55 vs Ark.-Pine Bluff [103-48] (11-17-98)

Largest Deficit at Any Time:
49 at Alabama [98-49] (1-18-05)

MISC. TEAM STATS (SEC GMS)

Largest Lead Surrendered in Loss:
17 vs Alabama [36-19] (1-15-03)

Largest Halftime Lead Surrendered in Loss:
15 vs LSU [37-22] (2-13-02)

Largest Deficit Overcome in Win:
20 vs Kentucky [30-10] (1-5-02)

Largest Halftime Deficit Overcome in Win:
16 at Alabama [47-31] (3-6-04) &
16 vs Kentucky [40-24] (1-5-02)

Largest Lead at Any Time
39 vs Auburn [85-46] (2-16-02)

Largest Deficit at Any Time
49 at Alabama [98-49] (1-18-05)

RECORD WHEN MSU...

Leads at Halftime160-25

Trails at Halftime31-80

Is Tied at Halftime8-5

Shoots 45% or better from field139-28

Shoots less than 45% from field60-82

Opp. shoots less than 45% from field ..162-49

Opp. shoots 45% or better from field ..37-61

Outrebounds (or ties) the opponent ..165-64

Is outrebounded by the opponent34-46

Commits fewer TOs than opponent85-27

Commits more TOs than opponent96-78

Commits same # of TOs as opponent ...18-5

Wins the opening tip-off128-60

Loses the opening tip-off71-50

Holds opp. to 65 points or less125-22

Involved in gms W/L by 5 pts or less ...41-40

MSU'S RECORD IN...

All Games199-110

Home Games118-27

Road Games43-58

Neutral-site Games38-25

Non-SEC Games110-32

Non-SEC Home Games62-8

Non-SEC Road Games19-7

Non-SEC Neutral-site Games29-17

SEC Regular-Season Games80-70

SEC Home Games56-19

SEC Road Games24-51

Games vs. SEC Western Division58-42

Games vs. SEC Eastern Division31-36

In-season Tournament Games15-12

SEC Tournament Games9-8

Postseason Tournament Games8-7

NCAA Tournament Games3-4

NIT (Postseason) Games5-3

Exhibition Games17-2

November Games36-12

December Games61-12

January Games39-37

February Games37-30

March Games26-19

Monday Games15-4

Tuesday Games15-12

Wednesday Games49-31

Thursday Games12-7

Friday Games11-6

Saturday Games89-40

Sunday Games8-10

Overtime Games9-7

Television Games88-74

Games vs. Ranked Opponents16-41

LAST TIME AN MSU PLAYER...

Scored 25 or more points in a game:
26, Charles Rhodes vs. Mississippi (1-26-08)

Scored 27 or more points in a game:
27, Jamont Gordon at Alabama (2-7-07)

Scored 28 or more points in a game:
30, Winsome Frazier vs. UMKC (11-23-04)

Scored 31 or more points in a game:
32, Mario Austin vs. Kentucky (1-5-02)

Scored 33 or more points in a game:
35, Darryl Wilson vs. Alabama (3-4-95)

Scored 36 or more points in a game:
36, Jeff Malone at Mississippi (2-19-83)

Scored 37 or more points in a game:
39, Jeff Malone vs. Alabama (1-31-83)

Scored 40 or more points in a game:
40, Rickey Brown vs. Auburn (3-7-77)

Scored 20+ points in two consecutive games:
Jamont Gordon (24 vs. Kentucky & 24 at Alabama, 2007-08)

Scored 20+ points in three consecutive games:
Lawrence Roberts (25 vs. Virginia Tech;
22 vs. Jacksonville State; 25 vs. Florida A&M &
20 at Xavier, 2004-05)

Scored 20+ points in five consecutive games:
Jeff Malone, 1982-83 (11 consecutive games)

Scored 30 or more points in back-to-back games:
Jeff Malone (33 at LSU & 36 at Mississippi, 1982-83)

Scored 30+ points in three consecutive games:
Jeff Malone (33 at LSU; 36 at Mississippi &
30 vs. Georgia, 1982-83)

Made 10 or more field goals in a game:
12, Charles Rhodes vs. Mississippi (1-26-08)

Made 13 or more field goals in a game:
13, Horatio Webster vs. SW Missouri St. (11-23-97)

Made 14 or more field goals in a game:
14, Cameron Burns at Georgia (1-17-90)

Made 15 or more field goals in a game:
16, Raymond Brown vs. Florida (3-2-85)

Attempted 20 or more field goals in a game:
20, Dietric Slater at Georgia (2-24-07)

Attempted 21 or more field goals in a game:
22, Timmy Bowers at Alabama (3-6-04)

Attempted 23 or more field goals in a game:
24, Horatio Webster vs. UT Martin (12-20-97)

Attempted 25 or more field goals in a game:
25, Chuck Evans at Alabama (3-6-93)

Attempted 26 or more field goals in a game:
26, Tony Watts at Mississippi (2-22-92)

Attempted 27 or more field goals in a game:
28, Jeff Malone vs. Vanderbilt (1-8-83)

Made five or more 3-pointers in a game:
5, Jamont Gordon vs. Kentucky (1-15-08)

Made six or more 3-pointers in a game:
6, Reginald Delk at Georgia (2-24-07)

Made seven or more 3-pointers in a game:
7, Reginald Delk at Arkansas (3-1-06)

Made eight or more 3-pointers in a game:
8, Winsome Frazier vs. UMKC (11-23-04)

Attempted 10 or more 3-pointers in a game:
10, Ben Hansbrough at South Alabama (12-15-07)

Attempted 11 or more 3-pointers in a game:
11, Barry Stewart at Miami [FL] (12-11-06)

Attempted 12 or more 3-pointers in a game:
12, Jamall Edmondson vs. Kentucky (2-1-06)

Attempted 13 or more 3-pointers in a game:
15, Winsome Frazier vs. UMKC (11-23-04)

Attempted 16 or more 3-pointers in a game:
17, Darryl Wilson vs. Alabama (3-4-95)

Made 10 or more free throws in a game:
11, Jamont Gordon at Arkansas (2-28-07)

Made 12 or more free throws in a game:
14, Lawrence Roberts vs. Mississippi (2-7-04)

Made 15 or more free throws in a game:
18, Rich Knarr vs. Auburn (2-19-73)

Attempted 13 or more free throws in a game:
16, Jamont Gordon at Arkansas (2-28-07)

Attempted 17 or more free throws in a game:
18, Lawrence Roberts vs. Mississippi (2-7-04)

Had 15 or more rebounds in a game:
15, Charles Rhodes at Arkansas (1-30-08)

Had 16 or more rebounds in a game:
17, Jarvis Varnado at LSU (1-9-08)

Had 18 or more rebounds in a game:
19, Charles Rhodes vs. Auburn (2-4-06)

Had 20 or more rebounds in a game:
21, Wesley Morgan vs. Southeastern La. (11-28-05)

Had 22 or more rebounds in a game:
23, Rickey Brown vs. Vanderbilt (12-6-79)

Had 10 or more offensive rebounds in a game:
10, Wesley Morgan vs. Southeastern La. (11-28-05)

Had 10 or more defensive rebounds in a game:
10, Charles Rhodes at Arkansas (1-30-08)

Had 10 or more assists in a game:
10, Jamont Gordon vs. Bradley (3-17-07)

Had 11 or more assists in a game:
14, Gary Ervin vs. Florida A&M (12-20-04)

Had 15 or more assists in a game:
16, Chuck Evans at Mo.-Kansas City (2-23-93)

Had 10 or more turnovers in a game:
10, Charles Rhodes vs. Nicholls (11-11-06)

Had five or more blocks in a game:
10, Jarvis Varnado vs. Kentucky (1-15-08)

Had five or more steals in a game:
5, Barry Stewart vs. Florida State (3-20-07)

Had six or more steals in a game:
6, Dietric Slater at Georgia (2-24-07)

LAST TIME AN MSU TEAM...

Scored 100 or more points:
101 vs. Bradley (3-17-07)

Allowed 100 or more points:
115 at Arkansas (2-20-93)

Was held to 60 points or less:
58 at Arkansas (1-30-08)

Was held to 57 points or less:
49 vs. Southern Illinois (11-23-07)

Was held to 48 points or less:
44 vs. South Carolina (3-9-06)

Held opponent to 60 points or less:
56 at Alabama (1-19-08)

Held opponent to 55 points or less:
49 by Georgia (1-12-08)

Held opponent to 48 points or less:
39 at LSU (1-9-08)

Held opponent to 38 points or less:
37 by Loyola Marymount (11-13-06)

Shot 55 percent or better from the field:
.567 [34-60] vs. Mississippi (1-26-08)

Shot 57 percent or better from the field:
.586 [34-58] at Loyola Marymount (12-19-07)

Shot better than 59 percent from the field:
.660 [33-50] vs. Nicholls (11-11-06)

Was held to 35 percent or less from the field:
.317 [20-63] at Arkansas (2-28-07)

Was held to less than 31 percent from the field:
.255 [14-55] vs. Southeastern Louisiana (11-28-05)

Held opponent to 35 percent or less from field:
.246 [16-65] by Georgia (1-12-08)

Held opponent to less than 24 percent from field:
.212 [14-66] by LSU (1-9-08)

Held opponent to less than 21 percent from field:
.207 [12-58] by Loyola Marymount (11-13-06)

Made 35 or more field goals:
39 vs. Bradley (3-17-07)

Made 40 or more field goals:
40 vs. Auburn (3-2-04)

Attempted 70 or more shots from the field:
71 vs. Louisiana Tech (11-10-07)

Attempted 72 or more shots from the field:
73 vs. Bradley (3-17-07)

Attempted 74 or more shots from the field:
75 vs. Troy (12-10-05)

Attempted 40 or fewer shots from the field:
39 vs. Vanderbilt (2-12-05)

Made 10 or more 3-pointers:
12 at Alabama (1-19-08)

Made 13 or more 3-pointers:
13 vs. LSU (2-3-07)

Made 14 or more 3-pointers:
14 vs. Santa Clara (12-3-05)

Did not make a 3-pointer:
[0-11] at Alabama (1-18-05)

Attempted 25 or more 3-pointers:
26 at Alabama (1-19-08)

Attempted 27 or more 3-pointers:
27 vs. Lafayette (1-5-08)

Attempted 28 or more 3-pointers:
30 at South Alabama (12-15-07)

Attempted 31 or more 3-pointers:
33 vs. Troy (12-10-05)

Made 30 or more free throws:
30 vs. Arkansas (1-15-05)

Made fewer than five free throws:
4 at Alabama (1-19-08)

Attempted 40 or more free throws:
41 vs. Charlotte (11-29-06)

Attempted fewer than 10 free throws:
9 vs. Southern Illinois (11-23-07)

Had 50 or more rebounds:
50 vs. UT Martin (11-17-07)

Had 51 or more rebounds:
51 vs. Clemson (11-15-07)

Had 52 or more rebounds:
56 vs. Jacksonville State (12-15-05)

Had 20 or more assists:
25 at Loyola Marymount (12-19-07)

Had 20 or more turnovers:
22 at Arkansas (1-30-08)

Had 23 or more turnovers:
25 vs. UT Martin (11-17-07)

Had 26 or more turnovers:
29 vs. Nicholls (11-11-06)

Had fewer than 10 turnovers:
4 vs. Louisiana Tech (11-10-07)

Had 10 or more blocked shots:
15 vs. Kentucky (1-15-08)

Had 16 or more blocked shots:
16 vs. Georgia (1-12-08)

Had 10 or more steals:
14 at Loyola Marymount (12-19-07)

Had 15 or more steals:
15 vs. Florida State (3-20-07)

Had 16 or more steals:
20 vs. Nicholls State (11-17-01)

Had five players score 10+ points in same game:
5 vs. Mississippi (1-26-08)

Had six players score 10+ points in same game:
6 vs. Florida State (3-20-07)

Had a player record back-to-back double-doubles:
Jarvis Varnado vs. Lafayette (16 pts/12 rebs) &
at LSU (13 pts/17 rebs, 2007-08)

Had a player record three straight double-doubles:
Dietric Slater vs. Mississippi (16p/13r); at Auburn
(15p/11r) & vs. Georgia (22p/10r, 2005-06)

Had a player record a triple-double:
Jarvis Varnado (10p/12r/10b) vs. Kentucky (1-15-08)



44 JAMONT GORDON 44

6-4 • 230 • JR. • G/F
NASHVILLE, TN (OAK HILL ACADEMY)

Preseason All-America candidate and consensus All-SEC First Team selection as a junior for the Bulldogs... Selected as a top 30 midseason candidate for the John R. Wooden Award and is one of 16 national finalists for the Bob Cousy Award (nation's top point guard)... Last week's SEC player of the week and national player of the week by both *The Sporting News* and FOX Sports after back-to-back, 24-point efforts vs. Kentucky and Alabama... Averaging 15.7 points, 6.8 rebounds and 4.7 assists over his 85-game MState career (all starts)... Ranks 10th on MSU's all-time scoring list with 1,332 career points, 5th with 400 career assists and 18th with 576 career rebounds... Also ranks among the school's all-time Top 10 in career free throws made (333) and attempted (485)... Has scored in double figures in 76 of 85 career MSU outings (19 of 20 gms this year)... Most recently at Arkansas had 24 points (8-16 FGs, 3-8 treys & 5-6 FTs) for the third time in four games (9th 20-point game of the season & 20th of his career)... Tallied 24 points (career-high 10 FGs & 4-8 treys) at Alabama... Also hit for 24 points (7-11 FGs & career-high 5 treys in 7 attempts) and added nine rebounds and five assists vs. Kentucky... Hitting 14-of-29 treys (48%) in his last four games after 2-of-16 treys (13%) over prior five games... Owns 11 career double-doubles (triple-double vs. Vanderbilt last year), including this year's effort of 23 points and 12 rebounds vs. Clemson... Has been one rebound shy of three other double-doubles this season... Ranks 5th in the SEC in scoring (career-high 17.9 ppg), 6th in assists (4.20 apg) and 15th in rebounding (6.2 rpg) this season... Averaging 18.8 ppg (T-6th in SEC), 5.5 rpg (T-24th) and 3.33 apg (12th) in SEC games this year, while ranking 10th in FG% (50.6%) and 7th in 3FG% (41.7%) in SEC play.

JAMONT GORDON'S GAME-BY-GAME STATS (2007-08)

Opponent	FG	3FG	FT	Reb	PF	Pts	Ast	TO	BS	Stl	Min
LA. TECH *	7-14	3-7	4-4	5	1	21	3	2	0	2	29
CLEMSON *	7-16	3-9	6-10	12	4	23	3	6	0	1	33
UT MARTIN *	4-8	2-4	0-1	4	1	10	6	3	2	1	29
UC Irvine*	7-12	1-2	0-2	6	4	15	4	5	2	1	25
Southern Illinois*	7-12	4-8	2-2	4	3	20	2	5	0	0	35
Miami (OH)*	6-17	0-5	6-7	6	1	18	4	3	2	2	40
MURRAY ST.*	5-12	0-3	5-6	4	1	15	4	2	0	1	30
SE LOUISIANA*	8-18	1-3	8-10	7	1	25	4	3	1	1	32
MIAMI (FL)*	7-19	1-5	3-5	9	3	18	5	6	0	0	38
@South Alabama*	1-14	0-6	5-8	13	3	7	5	5	0	2	35
@Loyola M'mount*	9-14	5-7	2-5	3	2	25	7	3	0	3	30
@TAMU-CC*	4-8	0-1	5-6	2	2	13	5	1	0	2	24
MISSOURI*	8-17	0-4	4-5	8	3	20	5	3	2	0	38
Lafayette*	6-19	1-4	2-2	7	1	15	7	6	0	1	33
@LSU*	5-13	1-4	2-3	6	2	13	1	3	2	1	37
GEORGIA*	6-12	0-3	3-3	9	3	15	2	4	2	0	33
KENTUCKY*	7-11	5-7	5-9	9	3	24	5	2	1	0	36
@Alabama*	10-17	4-8	0-1	4	3	24	5	4	1	1	34
MISSISSIPPI*	5-12	2-6	1-1	1	2	13	6	1	1	2	30
@Arkansas*	8-16	3-8	5-6	4	3	24	1	6	0	1	37
TENNESSEE											
ALABAMA											
@Auburn											
ARKANSAS											
@Mississippi											
@South Carolina											
AUBURN											
@Florida											
@Vanderbilt											
LSU											

SEASON HIGH	JAMONT GORDON	CAREER HIGH
25, 2x (last: at LMU 12-19-07)	Pts	27 at Alabama (2-7-07)
13 at South Alabama (12-15-07)	Rebs	13, 2x (last: at South Alabama 12-15-07)
7, 2x (last: vs Lafayette 1-5-08)	Asts	10, 2x (last: vs Bradley 3-17-07)
2, 6x (last: vs Georgia 1-12-08)	Blks	3 at Clemson (11-21-06)
3 at Loyola Marymount (12-19-07)	Stls	5, 2x (last: at Vanderbilt 1-21-06)
10 at Alabama (1-19-08)	FGM	10 at Alabama (1-19-08)
19, 2x (last: vs Lafayette 1-5-08)	FGA	19, 3x (last: vs Lafayette 1-5-08)
5, 2x (last: vs Kentucky 1-15-08)	3FGM	5, 2x (last: vs Kentucky 1-15-08)
9 vs Clemson (11-15-07)	3FGA	9 vs Clemson (11-15-07)
8 vs Southeastern Louisiana (12-8-07)	FTM	11, 3x (last: at Arkansas 2-28-07)
10, 2x (last: vs Southeastern La. 12-8-07)	FTA	16 at Arkansas (2-28-07)
40 vs Miami [OH] (11-25-07)	Mins	42 vs Kentucky (3-9-07)

Season/Career 10-Point Games:	19 - 76	Season/Career Double-Doubles:	1 - 11
Season/Career 20-Point Games:	9 - 20	Season/Career Team's Top Scorer:	11 - 40
Season/Career 10-Rebound Games:	2 - 12	Season/Career Team's Top Rebounder:	5 - 32
Season/Career 10-Assist Games:	0 - 2	Season/Career Team's Top Assist Man:	15 - 64

JAMONT GORDON'S CAREER STATISTICS

Season	G-GS	Min	FGs	Pct	3FGs	Pct	FTs	Pct	Rebs	Ast	TO	Blk	Stl	Points
2005-06	30-30	988	139-341	.408	27-104	.260	108-167	.647	203-6.8	129	142	16	34	413-13.8
2006-07	35-35	1129	181-432	.419	42-121	.347	157-222	.707	250-7.1	187	123	20	46	561-16.0
2007-08	20-20	658	127-281	.452	36-104	.346	68-96	.708	123-6.2	84	73	16	22	358-17.7
Totals	85-85	2775	447-1054	.424	105-329	.319	333-485	.687	576-6.8	400	338	52	102	1332-15.7



23 CHARLES RHODES 23

6-8 • 245 • SR. • F/C
JACKSON, MS (LANIER HS)

Two-time All-SEC senior forward for the Bulldogs... Preseason All-SEC First Team selection by a vote of the league's head coaches... Ranks 15th in the SEC in scoring (career-high 14.6 ppg), 9th in rebounding (7.3 rpg), 6th in FG% (.565; 34th in NCAA) and 9th in blocks (1.35 bpg) for all games... Hitting 60.0% FGs in league play (4th in SEC), along with averaging 12.4 ppg (T-26th) and 7.2 rpg (11th)... Hitting 60% from the field (48-80 FGs) over his last eight games... Most recently posted his fifth double-double of the season (11th of career) with 11 points and a season-high 15 rebounds (& 3 blks) at Arkansas... Tied his season high with 26 points on 12-of-14 FGs vs. Ole Miss for his fourth 20-point outing of the year and 16th of his career... Missed three games after spraining his left ankle during a Dec. 27 practice, returning Jan. 12 to play 12 minutes vs. Georgia (4-5 FGs for 8 pts)... Scored 12 points (5-8 FGs) vs. Kentucky (Jan. 15) in his first start since the ankle injury... Posted back-to-back double-doubles prior to the Christmas holiday at Texas A&M-Corpus Christi (26 pts & 10 rebs) and at Loyola Marymount (14/10)... Had a pair of double-doubles during the Anaheim Classic (11/11 vs. UC Irvine & 25/10 vs. Miami [OH])... Ranks 21st on MSU's all-time scoring chart with 1,162 career points (6 pts from 20th)... Ranks 6th on school's all-time list with 124 career blocks, while also rating just outside MState's top 10 list in career FG% (.561)... Averaging 12.1 ppg and 6.0 rpg over his 96-game MSU career (65 starts)... Has scored in double figures in 14 of 17 games this season (62 for his career)... Owns MSU's all-time dunks record with 152 career slams (37 this year)... 33% of his 458 career FGM have come via the dunk.

CHARLES RHODES' GAME-BY-GAME STATS (2007-08)

Opponent	FG	3FG	FT	Reb	PF	Pts	Ast	TO	BS	Stl	Min
LA. TECH *	8-17	0-0	1-4	7	2	17	2	0	2	1	27
CLEMSON *	7-12	0-0	3-7	6	3	17	1	2	4	0	25
UT MARTIN *	7-9	0-0	1-2	5	3	15	2	4	3	1	24
UC Irvine*	3-14	0-2	5-6	11	2	11	1	5	1	3	35
Southern Illinois*	2-5	0-0	0-1	6	5	4	0	3	0	0	21
Miami (OH)*	11-15	0-0	3-4	10	3	25	1	3	0	1	37
MURRAY ST.*	8-14	0-0	6-6	5	2	22	2	0	2	0	25
SE LOUISIANA*	7-8	0-0	2-2	7	5	16	0	5	1	3	30
MIAMI (FL)*	4-12	0-0	2-3	7	2	10	1	1	1	0	35
@South Alabama	4-7	0-0	2-5	4	3	10	0	2	0	1	21
@Loyola M'mount*	7-12	0-0	0-2	10	4	14	1	3	1	0	26
@TAMU-CC*	10-16	0-0	6-9	10	2	26	1	1	1	1	33
MISSOURI											
Lafayette											
@LSU											
GEORGIA	4-5	0-0	0-2	3	1	8	0	0	2	1	12
KENTUCKY*	5-8	0-0	2-4	3	0	12	2	3	1	1	30
@Alabama*	2-7	0-1	1-2	9	2	5	0	0	1	0	31
MISSISSIPPI*	12-14	0-0	2-3	6	1	26	1	2	0	0	28
@Arkansas*	4-11	0-0	3-5	15	2	11	1	5	3	0	37
TENNESSEE											
ALABAMA											
@Auburn											
ARKANSAS											
@Mississippi											
@South Carolina											
AUBURN											
@Florida											
@Vanderbilt											
LSU											

SEASON HIGH	CHARLES RHODES	CAREER HIGH
26, 2x (last: vs Mississippi 1-26-08)	Pts	27 vs Georgia (2-25-06)
15 at Arkansas (1-30-08)	Rebs	19 vs Auburn (2-4-06)
2, 4x (last: vs Kentucky 1-15-08)	Asts	3, 2x (last: vs Alabama 3-4-07)
4 vs Clemson (11-15-07)	Blks	6 vs Bradley (3-17-07)
3, 2x (last: vs Southeastern La. 12-8-07)	Stls	3, 3x (last: vs Southeastern La. 12-8-07)
12 vs Mississippi (1-26-08)	FGM	12 vs Mississippi (1-26-08)
17 vs Louisiana Tech (11-10-07)	FGA	18 at South Carolina (2-11-06)
--	3FGM	2 vs New Orleans (12-21-07)
2 vs UC Irvine (11-22-07)	3FGA	2, 5x (last: vs UC Irvine 11-22-07)
6, 2x (last: at TAMUCC 12-21-07)	FTM	10 vs Jacksonville State (12-15-05)
9 at A&M-Corpus Christi (12-21-07)	FTA	13 vs Kentucky (2-1-06)
37, 2x (last: at Arkansas 1-30-08)	Mins	37, 3x (last: at Arkansas 1-30-08)

Season/Career 10-Point Games:	14 - 62	Season/Career Double-Doubles:	5 - 11
Season/Career 20-Point Games:	4 - 16	Season/Career Team's Top Scorer:	4 - 28
Season/Career 10-Rebound Games:	5 - 12	Season/Career Team's Top Rebounder:	7 - 30
Season/Career 3-Block Games:	3 - 17	Season/Career Team's Top Shot-Blocker:	2 - 33

CHARLES RHODES' CAREER STATISTICS

Season	G-GS	Min	FGs	Pct	3FGs	Pct	FTs	Pct	Rebs	Ast	TO	Blk	Stl	Points
2004-05	16-0	104	19-32	.594	0-5	.000	9-12	.750	30-1.9	2	5	5	1	47-2.9
2005-06	29-25	775	154-273	.564	1-2	.500	92-130	.708	207-7.1	10	67	32	21	401-13.8
2006-07	34-25	896	180-325	.554	6-19	.316	99-141	.702	212-6.2	27	82	64	17	465-13.7
2007-08	17-15	477	105-186	.565	0-3	.000	39-67	.582	124-7.3	16	39	23	13	249-14.6
Totals	96-65	2252	458-816	.561	7-29	.241	239-350	.683	573-6.0	55	193	124	52	1162-12.1



22 BARRY STEWART 22

6-2 • 170 • So. • G
SHELBYVILLE, TN (SHELBYVILLE CENT. HS)

Sophomore starter who ranks as the team's third-leading scorer (11.8 ppg; 28th in SEC), No. 2 playmaker (3.2 apg) and No. 4 rebounder (4.2 rpg) on the year... Averaging 10.7 ppg, 3.5 rpg and 2.8 apg in SEC games, but hitting only 16% from the beyond the arc (4-25 treys) in league play... Leads MSU with 27 steals and ranks 8th in the SEC in minutes played (33.85 mins/gm)... Third on the team with 31 made 3-pointers for the season... Has hit at least one 3-pointer in 15 of 20 games this year and in 45 of 55 career contests, but is trey-less in four of his last five outings (5-of-30 treys for 17% over last 7 gms)... Hitting 32.0% from beyond the arc this season (compared to 39.1% as a rookie) and 36.5% for his career... Hitting 73.6% from the line for his career... Needs one more triple to reach the century mark for career treys... Has tallied 11 double-digit scoring efforts on the year (28 in career) after a 12-point outing (5-11 FGs) vs. Ole Miss and a 16-point effort (6-11 FGs & 3-5 treys) at Alabama... Scored a career-high 24 points as well as handing out a career-most seven assists against Missouri on Dec. 30 to earn SEC player of the week honors... Averaged 8.8 points on just 24% shooting (9-38 FGs), 11% from the arc (2-19 treys) and 65% from the line (15-23 FTs) in the four-game span after Missouri and prior to the Jan. 19 Alabama contest... Tallied 19 points (6-8 FGs) at Texas A&M-Corpus Christi... Had 18-point efforts vs. both Miami [FL] (5-9 treys) and UC Irvine (4-7 treys)... Began his sophomore campaign by registering his first collegiate double-double with 13 points and a career-high 11 rebounds against Louisiana Tech in his first MSU starting assignment... Averaged 9.8 points per game and set a freshman school record with 68 made 3-pointers last year as an SEC All-Freshman Team pick... Has started every game this season after coming off the bench in all 35 games last year.

BARRY STEWART'S GAME-BY-GAME STATS (2007-08)

Opponent	FG	3FG	FT	Reb	PF	Pts	Stl	BS	TO	Min
LA. TECH *	5-10	1-5	2-3	11	2	13	3	0	1	0 26
CLEMSON *	3-10	2-6	4-4	6	5	12	2	4	0	2 36
UT MARTIN *	3-12	0-4	3-4	4	1	9	4	4	0	2 26
UC Irvine*	6-10	4-7	2-2	6	1	18	2	1	0	0 38
Southern Illinois*	3-9	1-3	2-2	3	2	9	3	3	1	1 38
Miami (OH)*	2-9	1-5	0-0	3	3	5	4	5	0	0 36
MURRAY ST.*	5-6	2-3	2-2	5	1	14	2	1	0	4 36
SE LOUISIANA*	2-6	2-5	0-0	1	1	6	2	2	0	2 30
MIAMI (FL)*	6-12	5-9	1-2	4	1	18	1	1	0	1 37
@South Alabama*	3-10	1-5	1-3	6	4	8	6	4	0	2 39
@Loyola M'mount*	4-8	2-5	0-2	5	1	10	5	3	0	1 25
@TAMU-CC*	6-8	2-3	5-7	2	1	19	4	2	0	1 36
MISSOURI*	8-14	3-7	5-5	4	3	24	7	3	0	2 38
Lafayette*	2-8	1-5	1-2	3	2	6	1	3	0	1 32
@LSU*	2-6	1-4	6-8	6	3	11	5	2	0	1 35
GEORGIA*	3-13	0-5	3-5	5	4	9	2	4	0	2 36
KENTUCKY*	2-11	0-5	5-8	4	3	9	4	5	0	1 35
@Alabama*	6-11	3-5	1-2	1	3	16	3	2	0	2 35
MISSISSIPPI*	5-11	0-4	2-4	4	2	12	3	2	0	1 33
@Arkansas*	3-7	0-2	1-2	1	5	7	0	1	0	1 30
TENNESSEE										
ALABAMA										
@Auburn										
ARKANSAS										
@Mississippi										
@South Carolina										
AUBURN										
@Florida										
@Vanderbilt										
LSU										

SEASON HIGH	BARRY STEWART	CAREER HIGH
24 vs Missouri (12-30-07)	Pts	24 vs Missouri (12-30-07)
11 vs Louisiana Tech (11-10-07)	Rebs	11 vs Louisiana Tech (11-10-07)
7 vs Missouri (12-30-07)	Asts	7 vs Missouri (12-30-07)
1, 2x (last: vs Southern Illinois 11-23-07)	Bkls	1, 7x (last: vs Southern Illinois 11-23-07)
4 vs Murray State (12-1-07)	Stls	5 vs Florida State (3-20-07)
8 vs Missouri (12-30-07)	FGM	8 vs Missouri (12-30-07)
14 vs Missouri (12-30-07)	FGA	14, 2x (last: vs Missouri 12-30-07)
5 vs Miami [FL] (12-13-07)	3FGM	5, 2x (last: vs Miami [FL] 12-13-07)
9 vs Miami [FL] (12-13-07)	3FGA	11 at Miami [FL] (12-11-06)
6 at LSU (1-9-08)	FTM	10 vs Auburn (1-20-07)
8, 2x (last: vs Kentucky 1-15-08)	FTA	10 vs Auburn (1-20-07)
39 at South Alabama (12-15-07)	Mins	39 at South Alabama (12-15-07)

Season/Career 10-Point Games:	11 - 28	Season/Career Double-Doubles:	1 - 1
Season/Career 20-Point Games:	1 - 3	Season/Career Team's Top Scorer:	3 - 7
Season/Career 10-Rebound Games:	1 - 1	Season/Career Team's Top Rebounder:	1 - 2
Season/Career 5-Assist Games:	4 - 4	Season/Career Team's Top Assist Man:	6 - 9

BARRY STEWART'S CAREER STATISTICS

Season	G-GS	Min	FGs	Pct	3FGs	Pct	FTs	Pct	Rebs	Stl	TO	Bkls	Stl	Points
2006-07	35-0	848	96-240	.400	68-174	.391	82-107	.766	111-32	43	27	5	32	342-9.8
2007-08	20-20	677	79-191	.414	31-97	.320	46-67	.687	84-42	63	52	2	27	235-11.8
Totals	55-20	1525	175-431	.406	99-271	.365	128-174	.736	195-35	106	79	7	59	577-10.5



11 BEN HANSBROUGH 11

6-3 • 205 • So. • G
POPLAR BLUFF, MO (POPLAR BLUFF HS)

Second-year player who started the first 16 contests in the Bulldog back-court this season... Team's fourth-leading scorer (9.7 ppg) and No. 3 playmaker (2.6 apg) on the year... Also averaging 3.8 rebounds for the season... Averaging 7.3 ppg (5-15 treys), 3.3 rpg and 2.0 apg in SEC contests... Ranks 11th in the SEC in made treys per game (1.94/gm)... Has made at least one trey in all but one game (0-8 treys vs. Miami, Fla.) this season... Rates 2nd on team with 74.3% from the line (77.1% FTs for his career)... Shooting 38.3% from beyond the arc for his career (4th on MSU's all-time list), but this year's 34.7% is down from last year's 41.2%... Owns nearly a 2:1 ast:TO ratio on the year (45 asts & 24 TOs), including 25 assists and only eight miscues over his last nine outings... Broke the middle finger of his left hand in the Jan. 12 win over Georgia and did not dress vs. Kentucky... Came off the bench for the first time this season to nail three 3-pointers (in 7 attempts) in nine-point outing (25 mins) at Alabama... Has not dressed out either of the last two games (Ole Miss & at Arkansas) because of mononucleosis... Has tallied double figures in scoring seven times this season (19 for his career), highlighted by a season-best, 20-point effort (6-8 FGs; 4-6 treys & 4-4 FTs) against UT Martin... Had 17 points (5-8 treys) vs. Lafayette... Tallied 15 points, grabbed a career-high eight rebounds and had four assists vs. his homestate Missouri Tigers... Scored 16 points (4-10 treys) at South Alabama... Handed out season-most seven assists at Loyola Marymount and had six dishes vs. Southern Illinois... Earned selection to last year's SEC All-Freshman Team... The younger brother of North Carolina junior All-American Tyler Hansbrough... Earned Mr. Basketball honors in the state of Missouri as a senior at Poplar Bluff High.

BEN HANSBROUGH'S GAME-BY-GAME STATS (2007-08)


Opponent	FG	3FG	FT	Reb	PF	Pts	Stl	BS	TO	Min
LA. TECH *	3-8	3-6	2-2	3	1	11	3	1	1	1 27
CLEMSON *	1-4	1-4	3-4	2	4	6	3	1	0	1 37
UT MARTIN *	6-8	4-6	4-4	5	2	20	3	3	0	1 25
UC Irvine*	4-8	1-4	4-5	4	1	13	1	3	0	0 34
Southern Illinois*	1-8	1-7	2-2	3	1	5	6	4	0	1 33
Miami (OH)*	2-6	2-6	0-0	2	4	6	1	2	0	1 38
MURRAY ST.*	3-7	2-5	1-1	2	1	9	2	0	0	2 28
SE LOUISIANA*	4-7	1-2	1-1	3	1	10	1	2	0	1 28
MIAMI (FL)*	0-8	0-8	0-0	4	3	0	2	0	0	0 33
@South Alabama*	5-13	4-10	2-2	5	2	16	1	0	0	3 34
@Loyola M'mount*	3-8	1-5	1-2	3	1	8	7	2	0	3 25
@TAMU-CC*	3-7	1-4	0-0	6	1	7	1	0	0	1 20
MISSOURI*	4-8	2-5	5-8	8	5	15	4	2	0	1 38
Lafayette*	6-10	5-8	0-0	4	1	17	4	0	0	1 33
@LSU*	3-7	1-5	0-0	7	3	7	4	2	0	1 30
GEORGIA*	2-6	1-3	1-2	2	3	6	2	1	0	1 36
KENTUCKY										
@Alabama	3-8	3-7	0-2	1	1	9	0	1	0	0 25
MISSISSIPPI										
@Arkansas										
TENNESSEE										
ALABAMA										
@Auburn										
ARKANSAS										
@Mississippi										
@South Carolina										
AUBURN										
@Florida										
@Vanderbilt										
LSU										

SEASON HIGH	BEN HANSBROUGH	CAREER HIGH
20 vs UT Martin (11-17-07)	Pts	23 vs A&M-Corpus Christi (12-2-06)
8 vs Missouri (12-30-07)	Rebs	8 vs Missouri (12-30-07)
7 at Loyola Marymount (12-19-07)	Asts	8, 2x (last: at Missouri 1-2-07)
1 vs Louisiana Tech (11-10-07)	Bkls	1 vs Louisiana Tech (11-10-07)
3, 2x (last: at LMU 12-19-07)	Stls	4 vs Alabama (3-4-07)
6, 2x (last: vs Lafayette 1-5-08)	FGM	6, 3x (last: vs Lafayette 1-5-08)
13 at South Alabama (12-15-07)	FGA	13 at South Alabama (12-15-07)
5 vs Lafayette (1-5-08)	3FGM	5, 2x (last: vs Lafayette 1-5-08)
10 at South Alabama (12-15-07)	3FGA	10 at South Alabama (12-15-07)
5 vs Missouri (12-30-07)	FTM	7 vs Mississippi Valley State (3-13-07)
8 vs Missouri (12-30-07)	FTA	8, 2x (last: vs Missouri 12-30-07)
38, 2x (last: vs Missouri 12-30-07)	Mins	38, 2x (last: vs Missouri 12-30-07)

Season/Career 10-Point Games:	7 - 19	Season/Career Double-Doubles:	0 - 0
Season/Career 20-Point Games:	1 - 2	Season/Career Team's Top Scorer:	2 - 3
Season/Career 10-Rebound Games:	0 - 0	Season/Career Team's Top Rebounder:	0 - 1
Season/Career 5-Assist Games:	2 - 12	Season/Career Team's Top Assist Man:	5 - 14

BEN HANSBROUGH'S CAREER STATISTICS

Season	G-GS	Min	FGs	Pct	3FGs	Pct	FTs	Pct	Rebs	Stl	TO	Bkls	Stl	Points
2006-07	35-9	827	75-175	.429	47-114	.412	58-74	.784	98-28	112	65	0	35	255-7.3
2007-08	17-16	524	53-131	.405	33-95	.347	26-35	.743	64-38	45	24	1	19	165-9.7
Totals	52-25	1351	128-306	.418	80-209	.383	84-109	.771	162-31	157	89	1	54	420-8.1



32 JARVIS VARNADO 32

6-9 • 210 • So. • F/C
BROWNSVILLE, TN (HAYWOOD HS)

Second-year defensive stalwart for the Bulldogs... Intimidating post defender who leads the nation in blocked shots (5.05 bpg)... Also averaging 7.1 points on the year and ranks 3rd among the league's leading rebounders (8.5 rpg)... Shooting 61.5% from the field this season and now tops MSU's all-time field-goal percentage chart (min. 200 FGA) at 63.2% for his career... Averaging 8.2 ppg (63.3% FGs), 9.7 rpg (T-4th in SEC) and 5.8 bpg (1st) in SEC contests... Averaging 9.3 points (28-41 FGs for 68%), 9.8 rebounds and 5.6 blocks over his last eight games, including back-to-back double-doubles to begin the 2008 calendar year... Most recently held to season-low one point on just 0-1 FGs (6 rebs & 4 blks in 24 mins) at Arkansas... Totalled 12 points (4-5 FGs & 4-4 FTs), eight boards and four blocks vs. Ole Miss... Recorded the third triple-double in school history (Jamont Gordon & Lawrence Roberts) with 10 points, 12 rebounds and 10 blocks vs. Kentucky... Nearly posted a triple-double in previous game vs. Georgia with nine points (4-5 FGs), nine rebounds and 10 blocks... Totalled 13 points, career-high 17 rebounds and seven blocks at LSU... Had career-high 16 points (5-5 FGs & 6-9 FTs) and 12 rebounds (5 blks) vs. Lafayette the game prior... Has blocked at least two shots in all but two games (0 at Alabama & at TAMUCC) this season and owns 34 career multi-block contests... Needs six more blocks to break Erick Dampier's all-time, single-season school standard of 106 blocks set in 1995-96... Owns more blocks individually this season than nine SEC teams... Already ranks fourth on MState's all-time list with 168 career blocks in just 55 games (3.05 bpg)... Has rejected five or more shots in a game 11 times this season, including school-record 10 blocks three times (Kentucky, Georgia & Miami, FL).

JARVIS VARNADO'S GAME-BY-GAME STATS (2007-08)


Opponent	FG	3FG	FT	Reb	PF	Pts	Ast	TO	BS	Stl	Min
LA. TECH *	1-5	0-0	2-2	5	1	4	0	1	6	0	26
CLEMSON *	3-7	0-0	1-2	12	5	7	0	4	6	0	27
UT MARTIN *	4-4	0-0	0-0	16	1	8	1	1	3	0	27
UC Irvine*	1-2	0-0	0-1	6	4	2	1	0	2	0	19
Southern Illinois*	3-3	0-0	0-2	7	3	6	0	2	2	2	36
Miami (OH)*	1-3	0-0	0-2	6	3	2	0	1	5	0	30
MURRAY ST.*	1-1	0-0	0-0	7	1	2	1	2	3	1	24
SE LOUISIANA*	4-6	0-0	0-0	3	5	8	0	2	4	0	17
MIAMI (FL)*	4-6	0-0	0-0	7	2	8	1	0	10	0	31
@South Alabama*	4-5	0-0	1-4	10	5	9	1	0	6	3	34
@Loyola M'mount*	4-4	0-0	2-6	6	4	10	1	2	9	0	20
@TAMU-CC*	1-9	0-1	0-0	7	2	2	1	1	0	0	24
MISSOURI*	4-6	0-0	1-4	8	3	9	0	1	5	0	23
Lafayette*	5-5	0-0	6-9	12	1	16	0	1	5	1	26
@LSU*	6-10	0-0	1-4	17	2	13	0	1	7	0	25
GEORGIA*	4-5	0-0	1-1	9	3	9	0	0	10	0	21
KENTUCKY*	3-5	0-0	4-10	12	2	10	1	1	10	0	36
@Alabama*	2-4	0-0	0-2	6	4	4	0	1	0	3	21
MISSISSIPPI*	4-5	0-0	4-4	8	3	12	1	1	4	0	29
@Arkansas*	0-1	0-0	1-2	6	3	1	0	2	4	1	24
TENNESSEE											
ALABAMA											
@Auburn											
ARKANSAS											
@Mississippi											
@South Carolina											
AUBURN											
@Florida											
@Vanderbilt											
LSU											

SEASON HIGH	JARVIS VARNADO	CAREER HIGH
16 vs Lafayette (1-5-08)	Pts	16 vs Lafayette (1-5-08)
17 at LSU (1-9-08)	Rebs	17 at LSU (1-9-08)
1, 9x (last: vs Mississippi 1-26-08)	Asts	2, 2x (last: vs South Carolina 1-27-07)
10, 3x (last: vs Kentucky 1-15-08)	Blks	10, 3x (last: vs Kentucky 1-15-08)
3, 2x (last: at Alabama 1-19-08)	Stls	3, 2x (last: at Alabama 1-19-08)
6 at LSU (1-9-08)	FGM	6, 3x (last: at LSU 1-9-08)
10 at LSU (1-9-08)	FGA	10 at LSU (1-9-08)
--	3FGM	--
1 at A&M-Corpus Christi (12-21-07)	3FGA	1, 2x (last: at TAMUCC 12-21-07)
6 vs Lafayette (1-5-08)	FTM	6 vs Lafayette (1-5-08)
10 vs Kentucky (1-15-08)	FTA	10 vs Kentucky (1-15-08)
36, 2x (last: vs Kentucky 1-15-08)	Mins	36, 2x (last: vs Kentucky 1-15-08)

Season/Career 10-Point Games:	5 - 10	Season/Career Double-Doubles:	3 - 4
Season/Career 20-Point Games:	0 - 0	Season/Career Team's Top Scorer:	1 - 1
Season/Career 10-Rebound Games:	6 - 8	Season/Career Team's Top Rebounder:	9 - 14
Season/Career 5-Block Games:	11 - 13	Season/Career Team's Top Shot-Blocker:	18 - 33

JARVIS VARNADO'S CAREER STATISTICS

Season	G-GS	Min	FGs	Pct	3FGs	Pct	FTs	Pct	Rebs	Ast	TO	Blk	Stl	Points
2006-07	35-13	473	75-116	.647	0-1	.000	24-45	.533	146-4.2	11	19	67	12	174-5.0
2007-08	20-20	520	79-116	.681	0-1	.000	24-55	.436	170-8.5	9	24	101	11	142-7.1
Totals	55-33	993	134-212	.632	0-2	.000	48-100	.480	316-5.7	20	43	168	23	316-5.7



21 BRIAN JOHNSON 21

6-9 • 245 • Jr. • F/C
LAURINBURG, NC (LOUISVILLE)

Junior frontline performer participating in his first season at MSU after sitting out last season as a transfer from the University of Louisville... Spent two seasons at U of L, playing in 30 games (5 starts) in 2005-06 and receiving a medical redshirt year (right knee) for the 2004-05 campaign... Averaging 2.7 points and 2.8 rebounds per contest (12.0 mins/gm) as a frontcourt back-up this season, but only 1.3 ppg (3-7 FGs), 2.0 rpg and 9.5 minutes played per game in SEC action... Nearly half (26) of his 53 total rebounds on the year have been offensive boards... Shooting 60.0% (21-35 FGs) from the field on the year, including 13-19 FGs (68%) over his last 14 outings... Leads team with 76.9 FT% (10-13 FTs) on the year... Most recently had four points (1-1 FGs & 2-2 FTs) and four rebounds (both personal SEC highs) at Arkansas (12 mins)... Had two points, three boards and career-high three assists (doubled his season total) vs. Ole Miss (11 mins)... Grabbed two defensive rebounds and blocked a shot (7 mins) at Alabama... Had two points, two offensive boards and a block (9 mins) vs. Kentucky... Had four points, four rebounds and two steals vs. Lafayette... Had season-high six boards and season-most three steals at Loyola Marymount... Scored a season-high 10 points (4-4 FGs & 2-2 FTs) vs. Clemson in his second MSU outing... Had six points and five rebounds in season-most 21 minutes vs. UC Irvine... Totalled six points (3-3 FGs) and four rebounds (3 off.) vs. Murray State... Blocked three shots and had four rebounds at Texas A&M-Corpus Christi... Played for Reach USA this past off-season during the team's goodwill tour of China... Starred his senior season of high school (2003-04) for an undefeated and No. 1-ranked Oak Hill Academy team that also featured current NBA players Rajon Rondo and Josh Smith.

BRIAN JOHNSON'S GAME-BY-GAME STATS (2007-08)

Opponent	FG	3FG	FT	Reb	PF	Pts	Ast	TO	BS	Stl	Min
LA. TECH	1-3	0-1	2-3	2	2	4	0	0	0	0	11
CLEMSON	4-4	0-0	2-2	3	2	10	0	1	0	0	19
UT MARTIN	0-3	0-1	0-0	4	0	0	0	0	0	0	12
UC Irvine	2-4	0-0	2-2	5	3	6	1	3	0	0	21
Southern Illinois	1-2	0-0	0-0	2	0	2	0	2	0	0	14
Miami (OH)	2-3	0-0	0-0	3	3	4	0	0	1	0	11
MURRAY ST.	3-3	0-0	0-0	4	2	6	1	3	1	1	16
SE LOUISIANA	1-1	0-0	0-0	0	0	2	0	1	0	0	2
MIAMI (FL)	1-1	0-0	0-0	2	2	2	0	2	1	2	14
@South Alabama	Did Not Play										
@Loyola M'mount	1-1	0-0	0-0	6	1	2	0	5	1	3	15
@TAMU-CC	0-1	0-0	0-2	4	4	0	0	1	3	0	12
MISSOURI	1-1	0-0	0-0	2	2	2	0	0	0	0	13
Lafayette	1-1	0-0	2-2	4	2	4	0	0	0	2	11
@LSU	0-0	0-0	0-0	0	1	0	0	2	0	0	9
GEORGIA	0-1	0-0	0-0	1	0	0	1	1	0	0	9
KENTUCKY	1-2	0-0	0-0	2	1	2	0	1	1	0	9
@Alabama	0-1	0-0	0-0	2	2	0	0	1	1	0	7
MISSISSIPPI	1-2	0-0	0-0	3	1	2	3	1	0	1	11
@Arkansas	1-1	0-0	2-2	4	0	4	0	2	0	1	12
TENNESSEE											
ALABAMA											
@Auburn											
ARKANSAS											
@Mississippi											
@South Carolina											
AUBURN											
@Florida											
@Vanderbilt											
LSU											

SEASON HIGH	BRIAN JOHNSON	CAREER HIGH
10 vs Clemson (11-15-07)	Pts	13 vs Clemson (3-20-06)
6 at Loyola Marymount (12-19-07)	Rebs	13 vs Clemson (3-20-06)
3 vs Mississippi (1-26-08)	Asts	3 vs Mississippi (1-26-08)
3 at A&M-Corpus Christi (12-21-07)	Blks	3 at A&M-Corpus Christi (12-21-07)
3 at Loyola Marymount (12-19-07)	Stls	3 at Loyola Marymount (12-19-07)
4 vs Clemson (11-15-07)	FGM	4, 3x (last: vs Clemson 11-15-07)
4, 2x (last: vs UC Irvine 11-22-07)	FGA	7 at Kentucky (12-17-05)
--	3FGM	--
1, 2x (last: vs UT Martin 11-17-07)	3FGA	1, 4x (last: vs UT Martin 11-17-07)
2, 5x (last: at Arkansas 1-30-08)	FTM	5, 2x (last: vs Clemson 3-20-06)
3 vs Louisiana Tech (11-10-07)	FTA	6, 4x (last: vs Clemson 3-20-06)
21 vs UC Irvine (11-22-07)	Mins	24 vs Clemson (3-20-06)

Season/Career 10-Point Games:	1 - 2	Season/Career Double-Doubles:	0 - 1
Season/Career 20-Point Games:	0 - 0	Season/Career MSU's Top Scorer:	0 - 0
Season/Career 10-Rebound Games:	0 - 2	Season/Career MSU's Top Rebounder:	0 - 0
Season/Career 3-Block Games:	1 - 1	Season/Career MSU's Top Shot-Blocker:	2 - 2

BRIAN JOHNSON'S CAREER STATISTICS

Season	G-GS	Min	FGs	Pct	3FGs	Pct	FTs	Pct	Rebs	Ast	TO	Blk	Stl	Points
2005-06*	30-5	309	33-61	.541	0-2	.000	29-45	.644	96-3.2	9	18	5	9	95-3.2
2007-08	19-0	228	21-35	.600	0-2	.000	10-13	.769	53-2.8	6	26	9	10	52-2.7
Totals	49-5	537	54-96	.563	0-4	.000	39-58	.672	149-3.0	15	44	14	19	147-3.0

* - Played the 2005-06 season at the University of Louisville



25 PHIL TURNER 25

6-3 • 170 • RS-Fr. • G
GRENADA, MS (GRENADA HS)

Redshirt freshman guard who made great strides this past off-season competing for SCORE International during a pair of goodwill tours (Argentina and the Dominican Republic)... Averaging 5.3 points and 3.4 rebounds per game during his initial collegiate season, including 5.2 points and 4.5 rebounds (31.2 mins/gm) in SEC play... Shooting only 34% overall from the field, 31% from beyond the arc and 58% from the line on the season... Has played in all 20 games this season (9 starts), including eight straight recent starts (31.1 mins/gm over last 8 gms)... Second on the team with 23 steals... Averaging 5.6 rebounds over his last eight outings... Most recently had six points (2-5 treys) and three rebounds at Arkansas... Held scoreless (0-5 FGs) vs. Ole Miss for the first time since Nov. 25 (vs. Miami, OH at Anaheim Classic), but had six rebounds... Matched his season high with three assists, while adding three points and two rebounds, at Alabama... Had 11 points (3-8 treys) and four rebounds vs. Kentucky to post his fourth double-figure scoring outing of the season... Totalled seven points, nine boards, two assists, two steals and two blocks vs. Georgia... Had four points, three rebounds and two steals in his SEC debut at LSU... Had eight points, eight rebounds and two blocks vs. Lafayette... Recorded his first career double-double with 12 points and a career-high 10 rebounds vs. Missouri... Tallied 13 points (4-5 FGs & 3-3 treys in 16 mins), including 11 straight MSU points (made FG followed by three consecutive treys) in a span of only 1:32 of the first half, at Texas A&M-Corpus Christi... Tallied a season-high 17 points (6-9 FGs & 4-6 treys), along with totalling four rebounds, three assists, two steals and a block, during his first collegiate start at South Alabama (Dec. 15).

PHIL TURNER'S GAME-BY-GAME STATS (2007-08)

Opponent	FG	3FG	FT	Reb	PF	Pts	Ast	TO	BS	Stl	Min
LA. TECH	0-3	0-1	0-0	4	1	0	2	0	0	2	18
CLEMSON	2-6	1-2	0-2	4	3	5	1	1	0	0	15
UT MARTIN	2-6	1-4	1-2	0	1	6	1	2	0	0	16
UC Irvine	1-4	1-3	0-0	2	1	3	2	0	0	2	16
Southern Illinois	1-3	1-2	0-0	1	2	3	0	1	0	1	17
Miami (OH)	0-1	0-0	0-0	3	0	0	0	0	0	0	4
MURRAY ST.	1-5	0-3	0-0	1	0	2	0	1	0	1	11
SE LOUISIANA	0-2	0-2	1-2	0	1	1	0	1	0	1	12
MIAMI (FL)	1-3	0-2	0-0	0	1	2	0	0	0	1	5
@South Alabama*	6-9	4-6	1-2	4	5	17	3	2	1	2	26
@Loyola M'mount	1-3	0-2	1-2	1	1	3	0	1	0	3	16
@TAMU-CC	4-5	3-3	2-2	3	1	13	2	1	1	2	16
MISSOURI*	4-10	0-3	4-6	10	2	12	2	2	0	2	34
Lafayette*	2-6	1-4	3-4	8	4	8	1	1	2	1	28
@LSU*	2-6	0-2	0-0	3	3	4	1	2	0	2	34
GEORGIA*	2-7	2-6	1-2	9	3	7	2	4	2	2	37
KENTUCKY*	4-10	3-8	0-0	4	1	11	1	0	0	0	33
@Alabama*	1-5	1-4	0-0	2	2	3	3	2	0	0	28
MISSISSIPPI*	0-5	0-2	0-0	6	3	0	0	1	0	0	28
@Arkansas*	2-6	2-5	0-0	3	3	6	1	3	0	1	27
TENNESSEE											
ALABAMA											
@Auburn											
ARKANSAS											
@Mississippi											
@South Carolina											
AUBURN											
@Florida											
@Vanderbilt											
LSU											

SEASON HIGH	PHIL TURNER	CAREER HIGH
17 at South Alabama (12-15-07)	Pts	same
10 vs Missouri (12-30-07)	Rebs	same
3, 2x (last: at Alabama 1-19-08)	Asts	same
2, 2x (last: vs Georgia 1-12-08)	Blks	same
3 at Loyola Marymount (12-19-07)	Stls	same
6 at South Alabama (12-15-07)	FGM	same
10, 2x (last: vs Kentucky 1-15-08)	FGA	same
4 at South Alabama (12-15-07)	3FGM	same
8 vs Kentucky (1-15-08)	3FGA	same
4 vs Missouri (12-30-07)	FTM	same
6 vs Missouri (12-30-07)	FTA	same
37 vs Georgia (1-12-08)	Mins	same

Season/Career 10-Point Games:	4 - 4	Season/Career Double-Doubles:	1 - 1
Season/Career 20-Point Games:	0 - 0	Season/Career Team's Top Scorer:	1 - 1
Season/Career 5-Rebound Games:	4 - 4	Season/Career Team's Top Rebounder:	2 - 2
Season/Career 3-Assist Games:	2 - 2	Season/Career Team's Top Assist Man:	1 - 1

PHIL TURNER'S CAREER STATISTICS

Season	G-GS	Min	FGs	Pct	3FGs	Pct	FTs	Pct	Rebs	Ast	TO	Blk	Stl	Points
2007-08	20-9	421	36-105	.343	20-64	.313	14-24	.583	68-3.4	22	25	6	23	106-5.3
Totals	20-9	421	36-105	.343	20-64	.313	14-24	.583	68-3.4	22	25	6	23	106-5.3



15 RILEY BENOCK 15

6-4 • 180 • Fr. • G
BATTLETOWN, KY (MEADE COUNTY HS)

Rookie combo guard from Meade County High School in Brandenburg, Ky. - the same school which produced current MSU head coach Rick Stansbury... Excellent three-point shooter who sees the floor well and has good court vision... Averaging 2.6 points and 0.9 rebounds per game as a first-year backcourt back-up, including 4.0 points per SEC outing on 7-of-11 treys and 3-of-4 free throws... Hitting a team-leading 43.8 percent from three-point range (14-32 treys) on the year, with all but four of his 36 overall shot attempts and all but one of his 15 made field goals having come from beyond the three-point arc... Has seen more minutes the last two games due to Ben Hansbrough's absence (mono)... Most recently went scoreless (0-2 treys) at Arkansas, but had two assists and a block (14 mins)... Set season highs in points (12), FGs made (4) and attempted (5), 3-pointers made (4) and attempted (5), and minutes played (21) vs. Ole Miss... Other standout game thus far in his rookie campaign was his 10-point, four-assist effort against UT Martin on Nov. 17 in which he connected on all three trey attempts during a 15-minute playing stint... Hit his lone three-point attempt and had an assist (4 mins) at Alabama... Went scoreless (but had a blocked shot) in 11-minute outing vs. his homestate Kentucky Wildcats... Drilled a 3-pointer and hit 3-of-4 free throws (also 1 reb & 1 ast in 10 mins) during six-point outing vs. Georgia... Hit a 3-pointer (8 mins) during his SEC debut at LSU... Totalled three points, three assists (0 TOs) and a steal (13 mins) at Texas A&M-Corpus Christi... Hit a 3-pointer and collected two rebounds (11 mins) at Loyola Marymount... Totalled three points, a season-high four rebounds as well as an assist and a steal (14 mins) vs. Southeastern Louisiana... Last name is pronounced BEE-knock.

RILEY BENOCK'S GAME-BY-GAME STATS (2007-08)


Opponent	FG	3FG	FT	Reb	PF	Pts	Ast	TO	BS	Stl	Min
LA. TECH	1-3	1-3	0-0	1	1	3	0	0	0	0	11
CLEMSON	0-3	0-3	0-0	0	0	0	0	0	0	1	5
UT MARTIN	3-3	3-3	1-2	2	0	10	4	1	0	0	15
UC Irvine	0-0	0-0	0-0	1	1	0	1	0	0	0	6
Southern Illinois											
Miami (OH)	0-0	0-0	0-0	1	1	0	0	0	0	0	4
MURRAY ST.	1-3	0-1	0-0	2	0	2	1	0	0	0	9
SE LOUISIANA	1-4	1-3	0-0	4	0	3	1	0	0	1	14
MIAMI (FL)	0-0	0-0	0-0	1	0	0	0	0	0	0	7
@South Alabama	0-2	0-2	0-0	0	1	0	0	1	0	0	8
@Loyola M'mount	1-2	1-2	0-0	2	1	3	0	2	0	0	11
@TAMU-CC	1-1	1-1	0-0	0	3	3	3	0	0	1	13
MISSOURI	0-1	0-1	1-2	0	0	1	0	0	0	0	3
Lafayette	0-3	0-2	0-0	0	0	0	2	0	1	1	9
@LSU	1-1	1-1	0-0	0	0	3	0	1	0	0	8
GEORGIA	1-2	1-2	3-4	1	0	6	1	2	0	0	10
KENTUCKY	0-0	0-0	0-0	1	1	0	0	1	1	0	11
@Alabama	1-1	1-1	0-0	0	0	3	1	1	0	0	4
MISSISSIPPI	4-5	4-5	0-0	1	0	12	1	1	0	0	21
@Arkansas	0-2	0-2	0-0	0	3	0	2	1	1	0	14
TENNESSEE											
ALABAMA											
@Auburn											
ARKANSAS											
@Mississippi											
@South Carolina											
AUBURN											
@Florida											
@Vanderbilt											
LSU											

SEASON HIGH	RILEY BENOCK	CAREER HIGH
12 vs Mississippi (1-26-08)	Pts	same
4 vs Southeastern Louisiana (12-8-07)	Rebs	same
4 vs UT Martin (11-17-07)	Asts	same
1, 3x (last: at Arkansas 1-30-08)	Blks	same
1, 4x (last: vs Lafayette 1-5-08)	Stls	same
4 vs Mississippi (1-26-08)	FGM	same
5 vs Mississippi (1-26-08)	FGA	same
4 vs Mississippi (1-26-08)	3FGM	same
5 vs Mississippi (1-26-08)	3FGA	same
3 vs Georgia (1-12-08)	FTM	same
4 vs Georgia (1-12-08)	FTA	same
21 vs Mississippi (1-26-08)	Mins	same

Season/Career 10-Point Games:	2 - 2	Season/Career Double-Doubles:	0 - 0
Season/Career 20-Point Games:	0 - 0	Season/Career Team's Top Scorer:	0 - 0
Season/Career 5-Rebound Games:	0 - 0	Season/Career Team's Top Rebounder:	0 - 0
Season/Career 3-Assist Games:	2 - 2	Season/Career Team's Top Assist Man:	1 - 1

RILEY BENOCK'S CAREER STATISTICS

Season	G-GS	Min	FGs	Pct	3FGs	Pct	FTs	Pct	Rebs	Ast	TO	Blk	Stl	Points
2007-08	19-0	183	15-36	.417	14-32	.438	5-8	.625	17-0.9	17	11	3	4	49-2.6
Totals	19-0	183	15-36	.417	14-32	.438	5-8	.625	17-0.9	17	11	3	4	49-2.6



2 RAVERN JOHNSON 2

6-7 • 175 • Fr. • G/F
LYON, MS (COAHOMA COUNTY HS)

Freshman swingman from the Mississippi high school ranks... Long, athletic performer gives the Bulldogs versatility on the perimeter... Averaging 2.9 points (19-39 FGs & 5-16 treys) and 1.0 rebounds per game in 16 back-up appearances (6.6 mins/gm) as a true freshman... Averaging 2.7 points (6-15 FGs & 2-7 treys) and 1.2 rebounds (7.0 mins/gm) in SEC play... Most recently had five points (equalling his previous four-game combined total) on 2-of-4 FGs (1-2 treys) and one offensive board at Arkansas in 12 minutes of playing time (his most action since Jan. 9 at LSU)... Hit a 3-pointer (his first since Jan. 5 vs. Lafayette) in four-minute stint vs. Ole Miss... Hit 2-of-4 free throws, while grabbing an offensive rebound and handing out an assist, in two minutes of action at Alabama... Had six points (3-4 FGs) and three rebounds in SEC debut (12 mins) at LSU, but went scoreless (0-5 FGs & 0-3 treys) in his next two games vs. Kentucky and Georgia (6 mins each game)... Scored a season-high 11 points (5-6 FGs), along with three rebounds and a block, in season-most 14 minutes vs. Lafayette College in Jackson, Miss... Hit 2-of-3 shots for four points vs. Missouri... Nailed both three-point attempts (after missing first four treys of the season), collected a pair of rebounds and had an assist in eight minutes at Texas A&M-Corpus Christi... Totalled six points (3-5 FGs), season-high three rebounds, two assists and a block in 11 minutes the game prior at Loyola Marymount... Had totalled just three points (1-8 FGs & 0-2 treys), one rebound and one assist in 23 total minutes of playing time in six prior outings combined before the Dec. 19 contest at LMU... Two-time all-state performer at Coahoma County High School, earning Mississippi Player of the Year honor by *Gatorade* his senior season and being chosen Mississippi's Mr. Basketball by *The Clarion-Ledger* newspaper as a prep junior.

RAVERN JOHNSON'S GAME-BY-GAME STATS (2007-08)


Opponent	FG	3FG	FT	Reb	PF	Pts	Ast	TO	BS	Stl	Min
LA. TECH	0-2	0-0	0-0	1	1	0	0	0	0	0	4
CLEMSON				Did Not Play							
UT MARTIN	1-3	0-0	0-0	0	0	2	0	0	0	0	6
UC Irvine	0-1	0-0	0-0	0	0	0	0	0	0	0	1
Southern Illinois				Did Not Play							
Miami (OH)				Did Not Play							
MURRAY ST.	0-0	0-0	0-0	0	0	0	0	1	0	0	5
SE LOUISIANA	0-1	0-1	1-2	0	0	1	1	1	0	1	6
MIAMI (FL)				Did Not Play							
@South Alabama	0-1	0-1	0-0	0	0	0	0	0	0	0	1
@Loyola M'mount	3-5	0-2	0-1	3	1	6	2	0	1	0	11
@TAMU-CC	2-2	2-2	0-0	2	0	6	1	0	0	0	8
MISSOURI	2-3	0-1	0-0	0	0	4	0	2	0	0	7
Lafayette	5-6	1-2	0-0	3	2	11	0	1	1	0	14
@LSU	3-4	0-1	0-0	3	0	6	0	1	0	0	12
GEORGIA	0-2	0-1	0-0	1	0	0	0	0	0	0	6
KENTUCKY	0-3	0-2	0-0	1	0	0	0	0	1	0	6
@Alabama	0-0	0-0	2-4	1	0	2	1	0	0	0	2
MISSISSIPPI	1-2	1-1	0-0	0	0	3	0	0	0	0	4
@Arkansas	2-4	1-2	0-0	1	1	5	0	0	0	0	12
TENNESSEE											
ALABAMA											
@Auburn											
ARKANSAS											
@Mississippi											
@South Carolina											
AUBURN											
@Florida											
@Vanderbilt											
LSU											

SEASON HIGH	RAVERN JOHNSON	CAREER HIGH
11 vs Lafayette (1-5-08)	Pts	same
3, 3x (last: at LSU 1-9-08)	Rebs	same
2 at Loyola Marymount (12-19-07)	Asts	same
1, 3x (last: vs Kentucky 1-15-08)	Blks	same
1 vs Southeastern Louisiana (12-8-07)	Stls	same
5 vs Lafayette (1-5-08)	FGM	same
6 vs Lafayette (1-5-08)	FGA	same
2 at A&M-Corpus Christi (12-21-07)	3FGM	same
2, 5x (last: at Arkansas 1-30-08)	3FGA	same
2 at Alabama (1-19-08)	FTM	same
4 at Alabama (1-19-08)	FTA	same
14 vs Lafayette (1-5-08)	Mins	same

Season/Career 10-Point Games:	1 - 1	Season/Career Double-Doubles:	0 - 0
Season/Career 20-Point Games:	0 - 0	Season/Career Team's Top Scorer:	0 - 0
Season/Career 5-Rebound Games:	0 - 0	Season/Career Team's Top Rebounder:	0 - 0
Season/Career 3-Assist Games:	0 - 0	Season/Career Team's Top Assist Man:	0 - 0

RAVERN JOHNSON'S CAREER STATISTICS

Season	G-GS	Min	FGs	Pct	3FGs	Pct	FTs	Pct	Rebs	Ast	TO	Blk	Stl	Points
2007-08	16-0	105	19-39	.487	5-16	.313	3-7	.429	16-1.0	5	6	3	1	46-2.9
Totals	16-0	105	19-39	.487	5-16	.313	3-7	.429	16-1.0	5	6	3	1	46-2.9



45 ELGIN BAILEY 45

6-8 • 265 • Fr. • F/C
NEW ORLEANS, LA (BELAIRE HS)

Frontcourt rookie from the talent-laden Louisiana high school ranks... Skilled, left-handed post player who can step out and hit the 15-foot jumper as well as score down low... Runs the floor well for a big man... Averaging 1.8 points and 1.9 rebounds per game in 17 appearances (6.9 mins/gm) as a true freshman, including 2.2 ppg (3-5 FGs & 5-11 FTs) and 1.8 rpg (8.0 mins/gm) in SEC action... 14 of his 33 total rebounds for the season are offensive boards... Hitting 44% from the field (10-23 FGs) and only 33% from the line (10-30 FTs) on the year... Most recently played seven minutes (0-1 FGs & 2 TOs) at Arkansas... Tallied a season-high eight points (equalling his previous six-game combined total) on 2-of-2 FGs & 4-of-7 FTs, along with adding three boards and a season-best two blocks, in 11 minutes vs. Ole Miss... Grabbed four rebounds and was credited with a steal in 13 minutes of action at Alabama... Hit 1-of-2 from the free throw line and collected an offensive board (3 mins) vs. Kentucky... Did not see action in the Georgia game... Hit his lone field-goal attempt, grabbed an offensive rebound and blocked a shot in his SEC debut (6 mins) at LSU vs. his homestate Tigers... Tallied five points (1-5 FGs but 3-4 FTs) and matched his season best with five rebounds (3 off.) in seven minutes at Texas A&M-Corpus Christi... Also pulled down five boards (9 mins) at Loyola Marymount the game prior... Played a season-most 14 minutes in home win over Southeastern Louisiana, totalling two points, four rebounds (3 off.), an assist and a steal... Had three points, three boards, a block and a steal in eight minutes vs. Murray State... Tallied four points (2-2 FGs) in eight minutes while adding two rebounds and a steal vs. UT Martin... Split his prep playing career between Belaire and Glen Oaks High Schools in Baton Rouge, but considers New Orleans as his hometown.

ELGIN BAILEY'S GAME-BY-GAME STATS (2007-08)

Opponent	FG	3FG	FT	Reb	PF	Pts	Ast	TO	BS	Stl	Min
LA. TECH	1-3	0-0	0-2	1	0	2	0	0	0	0	8
CLEMSON	1-2	0-0	0-0	1	2	2	0	0	0	0	3
UT MARTIN	2-2	0-0	0-0	2	1	4	0	2	0	1	8
UC Irvine	0-0	0-0	0-2	0	0	0	0	0	0	0	4
Southern Illinois	0-0	0-0	0-0	1	2	0	0	1	0	0	6
Miami (OH)				Did Not Play							
MURRAY ST.	1-2	0-0	1-3	3	1	3	0	2	1	1	8
SE LOUISIANA	1-2	0-0	0-2	4	0	2	1	1	0	1	14
MIAMI (FL)				Did Not Play							
@South Alabama	0-0	0-0	0-0	0	1	0	0	0	0	0	2
@Loyola M'mount	0-0	0-0	1-4	5	2	1	0	1	0	0	9
@TAMU-CC	1-5	0-0	3-4	5	3	5	0	1	1	0	7
MISSOURI	0-0	0-0	0-0	0	1	0	0	0	0	0	4
Lafayette	0-2	0-0	0-2	2	1	0	0	1	0	0	5
@LSU	1-1	0-0	0-2	1	1	2	0	3	1	0	6
GEORGIA				Did Not Play							
KENTUCKY	0-1	0-0	1-2	1	2	1	0	0	0	0	3
@Alabama	0-0	0-0	0-0	4	3	0	0	0	0	1	13
MISSISSIPPI	2-2	0-0	4-7	3	1	8	0	0	2	0	11
@Arkansas	0-1	0-0	0-0	0	3	0	0	2	0	0	7
TENNESSEE											
ALABAMA											
@Auburn											
ARKANSAS											
@Mississippi											
@South Carolina											
AUBURN											
@Florida											
@Vanderbilt											
LSU											

SEASON HIGH	ELGIN BAILEY	CAREER HIGH
8 vs Mississippi (1-26-08)	Pts	same
5, 2x (last: at TAMUCC 12-21-07)	Rebs	same
1 vs Southeastern Louisiana (12-8-07)	Asts	same
2 vs Mississippi (1-26-08)	Blks	same
1, 4x (last: at Alabama 1-19-08)	Stls	same
2, 2x (last: vs Mississippi 1-26-08)	FGM	same
5 at A&M-Corpus Christi (12-21-07)	FGA	same
--	3FGM	same
--	3FGA	same
4 vs Mississippi (1-26-08)	FTM	same
7 vs Mississippi (1-26-08)	FTA	same
14 vs Southeastern Louisiana (12-8-07)	Mins	same

Season/Career 10-Point Games:	0 - 0	Season/Career Double-Doubles:	0 - 0
Season/Career 20-Point Games:	0 - 0	Season/Career Team's Top Scorer:	0 - 0
Season/Career 5-Rebound Games:	2 - 2	Season/Career Team's Top Rebounder:	0 - 0
Season/Career 3-Block Games:	0 - 0	Season/Career Team's Top Shot-Blocker:	0 - 0

ELGIN BAILEY'S CAREER STATISTICS

Season	G-GS	Min	FGs	Pct	3FGs	Pct	FTs	Pct	Rebs	Ast	TO	Blk	Stl	Points
2007-08	17-0	118	10-23	.435	0-0	.000	10-30	.333	33-1.9	1	14	5	4	30-1.8
Totals	17-0	118	10-23	.435	0-0	.000	10-30	.333	33-1.9	1	14	5	4	30-1.8



24 KODI AUGUSTUS 24

6-8 • 220 • FR. • F
BATON ROUGE, LA (MAINE CENTRAL INST.)

First-year combo forward from Baton Rouge, La., by way of Maine Central Institute... Owns excellent three-point shooting touch as well as having the ability to post up smaller defenders in the post... Averaging 1.5 points (5-13 FGs; 2-7 treys & 4-7 FTs) and 1.1 rebounds per game in 11 brief appearances (4.7 mins/gm) on the year... Has seen but two total minutes of playing time in two of the team's six SEC outings to date... Most recently blocked a shot (his third of the year) in one-minute stint vs. Ole Miss... Connected on 1-of-2 shots at LSU in his SEC debut (Jan. 9) for his first two points since Dec. 19 at Loyola Marymount... Did not see action in road outings vs. Arkansas and Alabama nor in home wins over Georgia and Kentucky... High point of his rookie campaign thus far was the Dec. 8 Southeastern Louisiana contest in which he set season highs for points (8), field goals made (3) and attempted (5), 3-pointers made (2), rebounds (6) and minutes played (11)... Had totalled just three points, three rebounds, 0-of-3 field goals, 0-of-2 three-point field goals and 21 minutes played over his four previous outings combined prior to the SLU contest... Subsequently hit a field goal in his only attempt and made 1-of-2 free throws, as well as collecting his first two assists and first steal of the campaign, in 10-minute stint at Loyola Marymount... Also had blocks vs. Lafayette and UT Martin... Hit 3-of-5 charity tosses and grabbed a rebound vs. Murray State... Collected a pair of rebounds in collegiate debut vs. Louisiana Tech... Rated as the nation's No. 20 post-graduate player by *Scout.com* a year ago at Maine Central Institute in Pittsfield, Maine... Spent the 2005-06 campaign playing for Willowridge High School in Houston, Texas... Previously attended Baton Rouge's Tara High School... Cousin of current WNBA standout and former LSU All-American Seimone Augustus.

KODI AUGUSTUS' GAME-BY-GAME STATS (2007-08)

Opponent	FG	3FG	FT	Reb	PF	Pts	Ast	TO	BS	Stl	Min
LA. TECH	0-2	0-2	0-0	2	1	0	0	0	0	0	9
CLEMSON				Did Not Play							
UT MARTIN	0-1	0-0	0-0	0	2	0	0	3	1	0	7
UC Irvine	0-0	0-0	0-0	0	0	0	0	0	0	0	1
Southern Illinois				Did Not Play							
Miami (OH)				Did Not Play							
MURRAY ST.	0-0	0-0	3-5	1	1	3	0	1	0	0	4
SE LOUISIANA	3-5	2-2	0-0	6	1	8	0	2	0	0	11
MIAMI (FL)				Did Not Play							
@South Alabama				Did Not Play							
@Loyola M'mount	1-1	0-0	1-2	2	3	3	2	0	0	1	10
@TAMU-CC	0-1	0-1	0-0	0	0	0	0	0	0	0	4
MISSOURI	0-0	0-0	0-0	0	0	0	0	0	0	0	2
Lafayette	0-1	0-1	0-0	1	0	0	0	1	1	0	2
@LSU	1-2	0-1	0-0	0	0	2	0	0	0	0	1
GEORGIA				Did Not Play							
KENTUCKY				Did Not Play							
@Alabama				Did Not Play							
MISSISSIPPI	0-0	0-0	0-0	0	0	0	0	0	1	0	1
@Arkansas				Did Not Play							
TENNESSEE											
ALABAMA											
@Auburn											
ARKANSAS											
@Mississippi											
@South Carolina											
AUBURN											
@Florida											
@Vanderbilt											
LSU											

SEASON HIGH	KODI AUGUSTUS	CAREER HIGH
8 vs Southeastern Louisiana (12-8-07)	Pts	same
6 vs Southeastern Louisiana (12-8-07)	Rebs	same
2 at Loyola Marymount (12-19-07)	Asts	same
1, 3x (last: vs Mississippi 1-26-08)	Blks	same
1 at Loyola Marymount (12-19-07)	Stls	same
3 vs Southeastern Louisiana (12-8-07)	FGM	same
5 vs Southeastern Louisiana (12-8-07)	FGA	same
2 vs Southeastern Louisiana (12-8-07)	3FGM	same
2, 2x (last: vs Southeastern La. 12-8-07)	3FGA	same
3 vs Murray State (12-1-07)	FTM	same
5 vs Murray State (12-1-07)	FTA	same
11 vs Southeastern Louisiana (12-8-07)	Mins	same

Season/Career 10-Point Games:	0 - 0	Season/Career Double-Doubles:	0 - 0
Season/Career 20-Point Games:	0 - 0	Season/Career Team's Top Scorer:	0 - 0
Season/Career 5-Rebound Games:	1 - 1	Season/Career Team's Top Rebounder:	0 - 0
Season/Career 3-Assist Games:	0 - 0	Season/Career Team's Top Assist Man:	0 - 0

KODI AUGUSTUS' CAREER STATISTICS

Season	G-GS	Min	FGs	Pct	3FGs	Pct	FTs	Pct	Rebs	Ast	TO	Blk	Stl	Points
2007-08	11-0	52	5-13	.385	2-7	.286	4-7	.571	12-1.1	2	7	3	1	16-1.5
Totals	11-0	52	5-13	.385	2-7	.286	4-7	.571	12-1.1	2	7	3	1	16-1.5



3 BILLY BEGLEY 3

6-1 • 190 • SR. • G
HENDERSON, KY (NOTRE DAME PREP)

BILLY BEGLEY'S GAME-BY-GAME STATS (2007-08)

Opponent	FG	3FG	FT	Reb	PF	Pts	Ast	TO	BS	Stl	Min
LA. TECH	0-1	0-0	0-0	0	0	0	0	0	0	0	1
CLEMSON				Did Not Play							
UT MARTIN	0-0	0-0	0-0	1	1	0	0	0	0	0	2
UC Irvine				Did Not Play							
Southern Illinois				Did Not Play							
Miami (OH)				Did Not Play							
MURRAY ST.	0-0	0-0	0-0	0	0	0	0	1	0	0	1
SE LOUISIANA	0-0	0-0	0-0	0	0	0	0	0	0	0	1
MIAMI (FL)				Did Not Play							
@South Alabama				Did Not Play							
@Loyola M'mount				Did Not Play							
@TAMU-CC				Did Not Play							
MISSOURI				Did Not Play							
Lafayette	0-0	0-0	0-0	0	0	0	0	0	0	0	2
@LSU	0-0	0-0	0-0	0	0	0	0	0	0	0	1
GEORGIA				Did Not Play							
KENTUCKY	0-0	0-0	0-0	0	0	0	0	0	0	0	1
@Alabama				Did Not Play							
MISSISSIPPI	0-1	0-1	0-0	0	0	0	0	0	0	0	1
@Arkansas				Did Not Play							
TENNESSEE											
ALABAMA											
@Auburn											
ARKANSAS											
@Mississippi											
@South Carolina											
AUBURN											
@Florida											
@Vanderbilt											
LSU											

SEASON HIGH	BILLY BEGLEY	CAREER HIGH
--	Pts	5 vs Jacksonville State (12-22-04)
1 vs UT Martin (11-17-07)	Rebs	2 vs McNeese State (12-1-03)
--	Asts	1, 3x (last: vs Alabama 3-4-07)
--	Blks	--
--	Stls	--
--	FGM	1, 5x (last: vs South Alabama 12-9-06)
1, 2x (last: vs Mississippi 1-26-08)	FGA	3, 2x (last: vs. Miss. Valley St. 3-13-07)
--	3FGM	1, 2x (last: vs Jacksonville St. 12-22-04)
1 vs Mississippi (1-26-08)	3FGA	3 vs McNeese State (12-16-06)
--	FTM	2 vs Jacksonville State (12-22-04)
--	FTA	2, 2x (last: vs Jacksonville St. 12-22-04)
2, 2x (last: vs Lafayette 1-5-08)	Mins	3, 3x (last: vs. Miss. Valley St. 3-13-07)

Season/Career 10-Point Games:	0 - 0	Season/Career Double-Doubles:	0 - 0
Season/Career 20-Point Games:	0 - 0	Season/Career Team's Top Scorer:	0 - 0
Season/Career 5-Rebound Games:	0 - 0	Season/Career Team's Top Rebounder:	0 - 0
Season/Career 3-Assist Games:	0 - 0	Season/Career Team's Top Assist Man:	0 - 0

BILLY BEGLEY'S CAREER STATISTICS

Season	G-GS	Min	FGs	Pct	3FGs	Pct	FTs	Pct	Rebs	Ast	TO	Blk	Stl	Points
2003-04	5-0	6	1-2	.500	0-1	.000	0-2	.000	3-0.6	0	2	0	0	2-0.4
2004-05	12-0	18	3-5	.600	2-3	.667	2-2	1.000	2-0.2	1	0	0	0	10-0.8
2006-07	12-0	21	1-14	.071	0-11	.000	0-0	.000	1-0.1	2	2	0	0	2-0.2
2007-08	8-0	10	0-2	.000	0-1	.000	0-0	.000	1-0.1	0	1	0	0	0-0.0
Totals	37-0	53	5-23	.217	2-16	.125	2-4	.500	7-0.2	3	5	0	0	14-0.4



33 BRANDON BOLEN 33
6-3 • 195 • Fr. • G
MADISON, MS (MADISON-RIDGELAND AC.)



14 ROD BRYANT 14
6-1 • 165 • Fr. • G
BIRMINGHAM, AL (G.W. CARVER HS)

BRANDON BOLEN'S GAME-BY-GAME STATS (2007-08)

Opponent	FG	3FG	FT	Reb	PF	Pts	Ast	TO	BS	Stl	Min
LA. TECH	0-0	0-0	0-0	1	0	0	0	0	0	0	1
CLEMSON				Did Not Play							
UT MARTIN	0-0	0-0	0-0	0	1	0	0	1	0	0	1
UC Irvine				Did Not Play							
Southern Illinois				Did Not Play							
Miami (OH)				Did Not Play							
MURRAY ST.	0-1	0-0	0-0	0	0	0	0	0	0	0	1
SE LOUISIANA	0-0	0-0	0-0	0	0	0	0	1	0	0	1
MIAMI (FL)				Did Not Play							
@South Alabama				Did Not Play							
@Loyola M'mount	0-0	0-0	0-0	0	0	0	0	0	0	0	1
@TAMU-CC	0-0	0-0	1-2	1	0	1	0	0	0	0	2
MISSOURI				Did Not Play							
Lafayette	0-1	0-1	0-0	0	0	0	0	1	0	0	3
@LSU	0-0	0-0	0-0	2	0	0	0	0	0	0	1
GEORGIA				Did Not Play							
KENTUCKY				Did Not Play							
@Alabama				Did Not Play							
MISSISSIPPI	0-0	0-0	0-0	0	0	0	0	0	0	0	1
@Arkansas				Did Not Play							
TENNESSEE											
ALABAMA											
@Auburn											
ARKANSAS											
@Mississippi											
@South Carolina											
AUBURN											
@Florida											
@Vanderbilt											
LSU											

ROD BRYANT'S GAME-BY-GAME STATS (2007-08)

Opponent	FG	3FG	FT	Reb	PF	Pts	Ast	TO	BS	Stl	Min
LA. TECH	0-0	0-0	0-0	0	0	0	0	0	0	0	1
CLEMSON				Did Not Play							
UT MARTIN	1-1	0-0	0-1	1	0	2	0	1	0	0	1
UC Irvine				Did Not Play							
Southern Illinois				Did Not Play							
Miami (OH)				Did Not Play							
MURRAY ST.	0-0	0-0	0-0	0	0	0	0	0	0	0	1
SE LOUISIANA	1-1	0-0	0-0	0	0	2	0	0	0	0	1
MIAMI (FL)				Did Not Play							
@South Alabama				Did Not Play							
@Loyola M'mount				Did Not Play							
@TAMU-CC				Did Not Play							
MISSOURI				Did Not Play							
Lafayette				Did Not Play							
@LSU				Did Not Play							
GEORGIA				Did Not Play							
KENTUCKY				Did Not Play							
@Alabama				Did Not Play							
MISSISSIPPI	0-1	0-0	0-0	0	0	0	0	0	0	0	1
@Arkansas				Did Not Play							
TENNESSEE											
ALABAMA											
@Auburn											
ARKANSAS											
@Mississippi											
@South Carolina											
AUBURN											
@Florida											
@Vanderbilt											
LSU											

SEASON HIGH	BRANDON BOLEN	CAREER HIGH
1 at A&M-Corpus Christi (12-21-07)	Pts	same
2 at LSU (1-9-08)	Rebs	same
--	Asts	same
--	Blks	same
--	Stls	same
--	FGM	same
1, 2x (last: vs Lafayette 1-5-08)	FGA	same
--	3FGM	same
1 vs Lafayette (1-5-08)	3FGA	same
1 at A&M-Corpus Christi (12-21-07)	FTM	same
2 at A&M-Corpus Christi (12-21-07)	FTA	same
3 vs Lafayette (1-5-08)	Mins	same

SEASON HIGH	ROD BRYANT	CAREER HIGH
2, 2x (last: vs Southeastern La. 12-8-07)	Pts	same
1 vs UT Martin (11-17-07)	Rebs	same
--	Asts	same
--	Blks	same
--	Stls	same
1, 2x (last: vs Southeastern La. 12-8-07)	FGM	same
1, 3x (last: vs Mississippi 1-26-08)	FGA	same
--	3FGM	same
--	3FGA	same
--	FTM	same
1 vs UT Martin (11-17-07)	FTA	same
1, 5x (last: vs Mississippi 1-26-08)	Mins	same

Season/Career 10-Point Games:	0 - 0	Season/Career Double-Doubles:	0 - 0
Season/Career 20-Point Games:	0 - 0	Season/Career Team's Top Scorer:	0 - 0
Season/Career 5-Rebound Games:	0 - 0	Season/Career Team's Top Rebounder:	0 - 0
Season/Career 3-Assist Games:	0 - 0	Season/Career Team's Top Assist Man:	0 - 0

Season/Career 10-Point Games:	0 - 0	Season/Career Double-Doubles:	0 - 0
Season/Career 20-Point Games:	0 - 0	Season/Career Team's Top Scorer:	0 - 0
Season/Career 5-Rebound Games:	0 - 0	Season/Career Team's Top Rebounder:	0 - 0
Season/Career 3-Assist Games:	0 - 0	Season/Career Team's Top Assist Man:	0 - 0

BRANDON BOLEN'S CAREER STATISTICS

Season	G-GS	Min	FGs	Pct	3FGs	Pct	FTs	Pct	Rebs	Ast	TO	Blk	Stl	Points
2007-08	9-0	12	0-2	.000	0-1	.000	1-2	.500	4-0.4	0	3	0	0	1-0.1
Totals	9-0	12	0-2	.000	0-1	.000	1-2	.500	4-0.4	0	3	0	0	1-0.1

ROD BRYANT'S CAREER STATISTICS

Season	G-GS	Min	FGs	Pct	3FGs	Pct	FTs	Pct	Rebs	Ast	TO	Blk	Stl	Points
2007-08	5-0	5	2-3	.667	0-0	.000	0-1	.000	1-0.2	0	1	0	0	4-0.8
Totals	5-0	5	2-3	.667	0-0	.000	0-1	.000	1-0.2	0	1	0	0	4-0.8



10 JOSEPH IUPE 10
6-1 • 160 • So. • G
MADISON, MS (MADISON CENTRAL HS)

JOSEPH IUPE'S GAME-BY-GAME STATS (2007-08)

Opponent	FG	3FG	FT	Reb	PF	Pts	Ast	TO	BS	Stl	Min
LA. TECH	0-0	0-0	0-0	0	0	0	0	0	0	0	1
CLEMSON				Did Not Play							
UT MARTIN	0-0	0-0	0-0	0	0	0	0	0	0	0	1
UC Irvine				Did Not Play							
Southern Illinois				Did Not Play							
Miami (OH)				Did Not Play							
MURRAY ST.	0-0	0-0	0-0	0	0	0	0	0	0	0	1
SE LOUISIANA	0-0	0-0	0-0	1	0	0	0	0	0	0	1
MIAMI (FL)				Did Not Play							
@South Alabama				Did Not Play							
@Loyola M'mount	0-0	0-0	0-0	0	0	0	0	0	0	0	1
@TAMU-CC	0-0	0-0	0-0	0	0	0	0	0	0	0	1
MISSOURI				Did Not Play							
Lafayette	0-0	0-0	0-0	1	0	0	0	1	0	0	2
@LSU	0-0	0-0	0-0	1	0	0	0	0	0	0	1
GEORGIA				Did Not Play							
KENTUCKY				Did Not Play							
@Alabama				Did Not Play							
MISSISSIPPI	0-0	0-0	0-0	1	0	0	0	1	0	0	1
@Arkansas				Did Not Play							
TENNESSEE											
ALABAMA											
@Auburn											
ARKANSAS											
@Mississippi											
@South Carolina											
AUBURN											
@Florida											
@Vanderbilt											
LSU											

SEASON HIGH	JOSEPH IUPE	CAREER HIGH
--	Pts	2, 2x (last: vs Bradley 3-17-07)
1, 4x (last: vs Mississippi 1-26-08)	Rebs	1, 7x (last: vs Mississippi 1-26-08)
--	Asts	2 vs Nicholls (11-11-06)
--	Blks	--
--	Stls	--
--	FGM	1, 2x (last: vs Bradley 3-17-07)
--	FGA	2 vs TAMUCC (12-2-06)
--	3FGM	--
--	3FGA	1, 4x (last: vs Vanderbilt 2-21-07)
--	FTM	1 vs Loyola Marymount (11-13-06)
--	FTA	2, 2x (last: vs New Orleans 12-21-06)
2 vs Lafayette (1-5-08)	Mins	2, 5x (last: vs Lafayette 1-5-08)

Season/Career 10-Point Games:	0 - 0	Season/Career Double-Doubles:	0 - 0
Season/Career 20-Point Games:	0 - 0	Season/Career Team's Top Scorer:	0 - 0
Season/Career 5-Rebound Games:	0 - 0	Season/Career Team's Top Rebounder:	0 - 0
Season/Career 3-Assist Games:	0 - 0	Season/Career Team's Top Assist Man:	0 - 0

JOSEPH IUPE'S CAREER STATISTICS

Season	G-GS	Min	FGs	Pct	3FGs	Pct	FTs	Pct	Rebs	Ast	TO	Blk	Stl	Points
2006-07	15-0	19	2-7	.286	0-4	.000	1-4	.250	3-0.2	2	2	0	0	5-0.3
2007-08	9-0	10	0-0	.000	0-0	.000	0-0	.000	4-0.4	0	2	0	0	0-0.0
Totals	24-0	29	2-7	.286	0-4	.000	1-4	.250	7-0.3	2	4	0	0	5-0.2

Mississippi State Men's Basketball
Mississippi State Combined Team Statistics (as of Jan 30, 2008)
All games

RECORD:	OVERALL	HOME	AWAY	NEUTRAL
ALL GAMES.....	(14-6)	(8-2)	(4-2)	(2-2)
CONFERENCE.....	(5-1)	(3-0)	(2-1)	(0-0)
NON-CONFERENCE.....	(9-5)	(5-2)	(2-1)	(2-2)

##	Player	GP-GS	Min--Avg	---TOTAL---		---3-PTS---		FT-FTA	Pct	---REBOUNDS---				PF	FO	A	TO	Blk	Stl	Pts	Avg
				FG-FGA	Pct	3FG-FGA	Pct			Off	Def	Tot	Avg								
44	Gordon, Jamont.....	20-20	658 32.9	127-281	.452	36-104	.346	68-96	.708	27	96	123	6.2	46	0	84	73	16	22	358	17.9
23	Rhodes, Charles.....	17-15	477 28.1	105-186	.565	0-3	.000	39-67	.582	48	76	124	7.3	42	2	16	39	23	13	249	14.6
22	Stewart, Barry.....	20-20	677 33.8	79-191	.414	31-97	.320	46-67	.687	23	61	84	4.2	48	2	63	52	2	27	235	11.8
11	Hansbrough, Ben.....	17-16	524 30.8	53-131	.405	33-95	.347	26-35	.743	14	50	64	3.8	35	1	45	24	1	19	165	9.7
32	Varnado, Jarvis.....	20-20	520 26.0	59-96	.615	0-1	.000	24-55	.436	54	116	170	8.5	57	3	9	24	101	11	142	7.1
25	Turner, Phil.....	20-9	421 21.1	36-105	.343	20-64	.313	14-24	.583	16	52	68	3.4	38	1	22	25	6	23	106	5.3
02	Johnson, Ravern.....	16-0	105 6.6	19-39	.487	5-16	.313	3-7	.429	5	11	16	1.0	5	0	5	6	3	1	46	2.9
21	Johnson, Brian.....	19-0	228 12.0	21-35	.600	0-2	.000	10-13	.769	26	27	53	2.8	28	0	6	26	9	10	52	2.7
15	Benock, Riley.....	19-0	183 9.6	15-36	.417	14-32	.438	5-8	.625	1	16	17	0.9	12	0	17	11	3	4	49	2.6
45	Bailey, Elgin.....	17-0	118 6.9	10-23	.435	0-0	.000	10-30	.333	14	19	33	1.9	24	0	1	14	5	4	30	1.8
24	Augustus, Kodi.....	11-0	52 4.7	5-13	.385	2-7	.286	4-7	.571	3	9	12	1.1	8	0	2	7	3	1	16	1.5
14	Bryant, Rod.....	5-0	5 1.0	2-3	.667	0-0	.000	0-1	.000	0	1	1	0.2	0	0	0	1	0	0	4	0.8
33	Bolen, Brandon.....	9-0	12 1.3	0-2	.000	0-1	.000	1-2	.500	1	3	4	0.4	1	0	0	3	0	0	1	0.1
03	Begley, Billy.....	8-0	10 1.3	0-2	.000	0-1	.000	0-0	.000	0	1	1	0.1	1	0	0	1	0	0	0	0.0
10	Iupe, Joseph.....	9-0	10 1.1	0-0	.000	0-0	.000	0-0	.000	1	3	4	0.4	0	0	0	2	0	0	0	0.0
TEAM.....											26	30	56	2.8	0		8				

Total.....		20	4000	531-1143	.465	141-423	.333	250-412	.607	259	571	830	41.5	345	9	270	316	172	135	1453	72.7
Opponents.....		20	4000	437-1214	.360	118-386	.306	251-364	.690	269	442	711	35.5	375	-	224	278	63	145	1243	62.2

TEAM STATISTICS	MS	OPP	DATE	OPPONENT	W/L	SCORE	ATTEND
-----							-----
SCORING.....	1453	1243	11-10-07	LOUISIANA TECH	W	75-45	10153
Points per game.....	72.7	62.2	11-15-07	CLEMSON	L	82-84	9950
Scoring margin.....	+10.5	-	11-17-07	UT MARTIN	W	86-70	9950
FIELD GOALS-ATT.....	531-1143	437-1214	#11-22-07	vs UC Irvine	W	68-53	1387
Field goal pct.....	.465	.360	#11-23-07	vs Southern Illinois	L	49-63	1447
3 POINT FG-ATT.....	141-423	118-386	#11-25-07	vs Miami (OH)	L	60-67	2447
3-point FG pct.....	.333	.306	12-01-07	MURRAY STATE	W	78-61	7787
3-pt FG made per game..	7.1	5.9	12-08-07	SOUTHEASTERN LOUISIANA	W	84-59	7719
FREE THROWS-ATT.....	250-412	251-364	12-13-07	MIAMI (FL)	L	58-64	7912
Free throw pct.....	.607	.690	+12-15-07	at South Alabama	L	67-71	6731
REBOUNDS.....	830	711	12-19-07	at Loyola Marymount	W	85-54	1005
Rebounds per game.....	41.5	35.5	12-21-07	at Texas A&M-Corpus Christi	W	95-70	2051
Rebounding margin.....	+6.0	-	12-30-07	MISSOURI	W	87-75	8249
ASSISTS.....	270	224	^01-05-08	vs Lafayette	W	77-53	3044
Assists per game.....	13.5	11.2	*01-09-08	at LSU	W	61-39	7843
TURNOVERS.....	316	278	*01-12-08	GEORGIA	W	60-49	8713
Turnovers per game.....	15.8	13.9	*01-15-08	KENTUCKY	W	69-64	9862
Turnover margin.....	-1.9	-	*01-19-08	at Alabama	W	66-56	11290
Assist/turnover ratio..	0.9	0.8	*01-26-08	MISSISSIPPI	W	88-68	10421
STEALS.....	135	145	*01-30-08	at Arkansas	L	58-78	17927
Steals per game.....	6.8	7.3					
BLOCKS.....	172	63	#	- Anaheim Classic (Anaheim, Calif.)			
Blocks per game.....	8.6	3.2	+	- Coors Classic (Mobile, Ala.)			
WINNING STREAK.....	0	-	^	- at Jackson, Miss. (Mississippi Coliseum)			
Home win streak.....	4	-	*	- Southeastern Conference Game			
ATTENDANCE.....	90716	55172					
Home games-Avg/Game....	10-9072	6-7808					
Neutral site-Avg/Game..	-	4-2081					

SCORE BY PERIODS:	1st	2nd	Total

Mississippi State.....	688	765	- 1453
Opponents.....	583	660	- 1243

Mississippi State Men's Basketball
Mississippi State Combined Team Statistics (as of Jan 30, 2008)
Conference games

RECORD:	OVERALL	HOME	AWAY	NEUTRAL
ALL GAMES.....	(5-1)	(3-0)	(2-1)	(0-0)
CONFERENCE.....	(5-1)	(3-0)	(2-1)	(0-0)
NON-CONFERENCE.....	(0-0)	(0-0)	(0-0)	(0-0)

##	Player	GP-GS	Min--Avg	---TOTAL---		---3-PTS---		---REBOUNDS---							PF FO		A TO		Blk	Stl	Pts	Avg
				FG-FGA	Pct	3FG-FGA	Pct	FT-FTA	Pct	Off	Def	Tot	Avg									
44	Gordon, Jamont.....	6-6	207 34.5	41-81	.506	15-36	.417	16-23	.696	4	29	33	5.5	16	0	20	20	7	5	113	18.8	
23	Rhodes, Charles....	5-4	138 27.6	27-45	.600	0-1	.000	8-16	.500	12	24	36	7.2	6	0	4	10	7	2	62	12.4	
22	Stewart, Barry.....	6-6	204 34.0	21-59	.356	4-25	.160	18-29	.621	7	14	21	3.5	20	1	17	16	0	8	64	10.7	
32	Varnado, Jarvis....	6-6	156 26.0	19-30	.633	0-0	.000	11-23	.478	15	43	58	9.7	17	0	2	6	35	4	49	8.2	
11	Hansbrough, Ben....	3-2	91 30.3	8-21	.381	5-15	.333	1-4	.250	4	6	10	3.3	7	0	6	4	0	2	22	7.3	
25	Turner, Phil.....	6-6	187 31.2	11-39	.282	8-27	.296	1-2	.500	4	23	27	4.5	15	0	8	12	2	5	31	5.2	
15	Benock, Riley.....	6-0	68 11.3	7-11	.636	7-11	.636	3-4	.750	0	3	3	0.5	4	0	5	7	2	0	24	4.0	
02	Johnson, Ravern....	6-0	42 7.0	6-15	.400	2-7	.286	2-4	.500	3	4	7	1.2	1	0	1	1	1	0	16	2.7	
45	Bailey, Elgin.....	5-0	40 8.0	3-5	.600	0-0	.000	5-11	.455	3	6	9	1.8	10	0	0	5	3	1	11	2.2	
21	Johnson, Brian.....	6-0	57 9.5	3-7	.429	0-0	.000	2-2	1.000	6	6	12	2.0	5	0	4	8	2	2	8	1.3	
24	Augustus, Kodi.....	2-0	2 1.0	1-2	.500	0-1	.000	0-0	.000	0	0	0	0.0	0	0	0	0	1	0	2	1.0	
10	Iupe, Joseph.....	2-0	2 1.0	0-0	.000	0-0	.000	0-0	.000	0	2	2	1.0	0	0	0	1	0	0	0	0.0	
33	Bolen, Brandon.....	2-0	2 1.0	0-0	.000	0-0	.000	0-0	.000	0	2	2	1.0	0	0	0	0	0	0	0	0.0	
14	Bryant, Rod.....	1-0	1 1.0	0-1	.000	0-0	.000	0-0	.000	0	0	0	0.0	0	0	0	0	0	0	0	0.0	
03	Begley, Billy.....	3-0	3 1.0	0-1	.000	0-1	.000	0-0	.000	0	0	0	0.0	0	0	0	0	0	0	0	0.0	
TEAM.....										8	9	17	2.8	0			1					
<hr/>																						
Total.....		6	1200	147-317	.464	41-124	.331	67-118	.568	66	171	237	39.5	101	1	67	91	60	29	402	67.0	
Opponents.....		6	1200	123-372	.331	27-109	.248	81-113	.717	91	131	222	37.0	103	-	57	68	26	44	354	59.0	

TEAM STATISTICS	MS	OPP	DATE	OPPONENT	W/L	SCORE	ATTEND
<hr/>							----
SCORING.....	402	354	*01-09-08	at LSU	W	61-39	7843
Points per game.....	67.0	59.0	*01-12-08	GEORGIA	W	60-49	8713
Scoring margin.....	+8.0	-	*01-15-08	KENTUCKY	W	69-64	9862
FIELD GOALS-ATT.....	147-317	123-372	*01-19-08	at Alabama	W	66-56	11290
Field goal pct.....	.464	.331	*01-26-08	MISSISSIPPI	W	88-68	10421
3 POINT FG-ATT.....	41-124	27-109	*01-30-08	at Arkansas	L	58-78	17927
3-point FG pct.....	.331	.248					
3-pt FG made per game..	6.8	4.5	# - Anaheim Classic (Anaheim, Calif.)				
FREE THROWS-ATT.....	67-118	81-113	+ - Coors Classic (Mobile, Ala.)				
Free throw pct.....	.568	.717	^ - at Jackson, Miss. (Mississippi Coliseum)				
REBOUNDS.....	237	222	* - Southeastern Conference Game				
Rebounds per game.....	39.5	37.0					
Rebounding margin.....	+2.5	-					
ASSISTS.....	67	57					
Assists per game.....	11.2	9.5					
TURNOVERS.....	91	68					
Turnovers per game.....	15.2	11.3					
Turnover margin.....	-3.8	-					
Assist/turnover ratio..	0.7	0.8					
STEALS.....	29	44					
Steals per game.....	4.8	7.3					
BLOCKS.....	60	26					
Blocks per game.....	10.0	4.3					
WINNING STREAK.....	0	-					
Home win streak.....	3	-					
ATTENDANCE.....	28996	37060					
Home games-Avg/Game....	3-9665	3-12353					
Neutral site-Avg/Game..	-	0-0					

SCORE BY PERIODS:	1st	2nd	Total
<hr/>			
Mississippi State.....	183	219	- 402
Opponents.....	172	182	- 354

Mississippi State Men's Basketball
Mississippi State Combined Team Statistics (as of Jan 26, 2008)
Home games

RECORD:	OVERALL	HOME	AWAY	NEUTRAL
ALL GAMES.....	(8-2)	(8-2)	(0-0)	(0-0)
CONFERENCE.....	(3-0)	(3-0)	(0-0)	(0-0)
NON-CONFERENCE.....	(5-2)	(5-2)	(0-0)	(0-0)

##	Player	GP-GS	Min--Avg	---TOTAL---		---3-PTS---		FT-FTA	Pct	---REBOUNDS---				PF	FO	A	TO	Blk	Stl	Pts	Avg
				FG-FGA	Pct	3FG-FGA	Pct			Off	Def	Tot	Avg								
44	Gordon, Jamont.....	10-10	328 32.8	64-139	.460	17-51	.333	39-54	.722	15	53	68	6.8	22	0	43	32	9	8	184	18.4
23	Rhodes, Charles....	9-8	236 26.2	62-99	.626	0-0	.000	19-33	.576	20	29	49	5.4	19	1	11	17	16	7	143	15.9
22	Stewart, Barry.....	10-10	333 33.3	42-105	.400	15-53	.283	27-37	.730	13	35	48	4.8	23	1	30	26	1	17	126	12.6
11	Hansbrough, Ben....	8-8	252 31.5	23-56	.411	14-39	.359	17-22	.773	6	23	29	3.6	20	1	20	10	1	8	77	9.6
32	Varnado, Jarvis....	10-10	261 26.1	32-50	.640	0-0	.000	13-23	.565	22	65	87	8.7	26	2	5	13	61	1	77	7.7
25	Turner, Phil.....	10-4	209 20.9	16-57	.281	7-33	.212	7-14	.500	9	29	38	3.8	16	0	9	12	2	9	46	4.6
15	Benock, Riley.....	10-0	106 10.6	11-24	.458	10-21	.476	5-8	.625	1	12	13	1.3	2	0	8	5	1	2	37	3.7
21	Johnson, Brian....	10-0	116 11.6	13-21	.619	0-2	.000	4-5	.800	15	8	23	2.3	12	0	5	10	3	4	30	3.0
45	Bailey, Elgin.....	8-0	59 7.4	8-14	.571	0-0	.000	6-16	.375	7	8	15	1.9	8	0	1	5	3	3	22	2.8
24	Augustus, Kodi....	6-0	34 5.7	3-8	.375	2-4	.500	3-5	.600	2	7	9	1.5	5	0	0	6	2	0	11	1.8
02	Johnson, Ravern....	8-0	44 5.5	4-16	.250	1-6	.167	1-2	.500	1	2	3	0.4	1	0	1	4	1	1	10	1.3
14	Bryant, Rod.....	5-0	5 1.0	2-3	.667	0-0	.000	0-1	.000	0	1	1	0.2	0	0	0	1	0	0	4	0.8
33	Bolen, Brandon....	5-0	5 1.0	0-1	.000	0-0	.000	0-0	.000	0	1	1	0.2	1	0	0	2	0	0	0	0.0
03	Begley, Billy.....	6-0	7 1.2	0-2	.000	0-1	.000	0-0	.000	0	1	1	0.2	1	0	0	1	0	0	0	0.0
10	Iupe, Joseph.....	5-0	5 1.0	0-0	.000	0-0	.000	0-0	.000	0	2	2	0.4	0	0	0	1	0	0	0	0.0
TEAM.....											18	21	39	3.9	0		2				

Total.....		10	2000	280-595	.471	66-210	.314	141-220	.641	129	297	426	42.6	156	5	133	147	100	60	767	76.7
Opponents.....		10	2000	233-655	.356	61-204	.299	112-160	.700	148	229	377	37.7	195	-	101	137	33	74	639	63.9

TEAM STATISTICS	MS	OPP	DATE	OPPONENT	W/L	SCORE	ATTEND
-----							-----
SCORING.....	767	639	11-10-07	LOUISIANA TECH	W	75-45	10153
Points per game.....	76.7	63.9	11-15-07	CLEMSON	L	82-84	9950
Scoring margin.....	+12.8	-	11-17-07	UT MARTIN	W	86-70	9950
FIELD GOALS-ATT.....	280-595	233-655	12-01-07	MURRAY STATE	W	78-61	7787
Field goal pct.....	.471	.356	12-08-07	SOUTHEASTERN LOUISIANA	W	84-59	7719
3 POINT FG-ATT.....	66-210	61-204	12-13-07	MIAMI (FL)	L	58-64	7912
3-point FG pct.....	.314	.299	12-30-07	MISSOURI	W	87-75	8249
3-pt FG made per game..	6.6	6.1	*01-12-08	GEORGIA	W	60-49	8713
FREE THROWS-ATT.....	141-220	112-160	*01-15-08	KENTUCKY	W	69-64	9862
Free throw pct.....	.641	.700	*01-26-08	MISSISSIPPI	W	88-68	10421
REBOUNDS.....	426	377					
Rebounds per game.....	42.6	37.7	# - Anaheim Classic (Anaheim, Calif.)				
Rebounding margin.....	+4.9	-	+ - Coors Classic (Mobile, Ala.)				
ASSISTS.....	133	101	^ - at Jackson, Miss. (Mississippi Coliseum)				
Assists per game.....	13.3	10.1	* - Southeastern Conference Game				
TURNOVERS.....	147	137					
Turnovers per game.....	14.7	13.7					
Turnover margin.....	-1.0	-					
Assist/turnover ratio..	0.9	0.7					
STEALS.....	60	74					
Steals per game.....	6.0	7.4					
BLOCKS.....	100	33					
Blocks per game.....	10.0	3.3					
WINNING STREAK.....	4	-					
Home win streak.....	4	-					
ATTENDANCE.....	90716	0					
Home games-Avg/Game....	10-9072	0-0					
Neutral site-Avg/Game..	-	0-0					

SCORE BY PERIODS:	1st	2nd	Total

Mississippi State.....	349	418	- 767
Opponents.....	281	358	- 639

Mississippi State Men's Basketball
Mississippi State Combined Team Statistics (as of Jan 26, 2008)
SEC Home Games

RECORD:	OVERALL	HOME	AWAY	NEUTRAL
ALL GAMES.....	(3-0)	(3-0)	(0-0)	(0-0)
CONFERENCE.....	(3-0)	(3-0)	(0-0)	(0-0)
NON-CONFERENCE.....	(0-0)	(0-0)	(0-0)	(0-0)

##	Player	GP-GS	Min--Avg	---TOTAL---		---3-PTS---		----REBOUNDS----							PF	FO	A	TO	Blk	Stl	Pts	Avg
				FG-FGA	Pct	3FG-FGA	Pct	FT-FTA	Pct	Off	Def	Tot	Avg									
44	Gordon, Jamont.....	3-3	99 33.0	18-35	.514	7-16	.438	9-13	.692	4	15	19	6.3	8	0	13	7	4	2	52	17.3	
23	Rhodes, Charles....	3-2	70 23.3	21-27	.778	0-0	.000	4-9	.444	4	8	12	4.0	2	0	3	5	3	2	46	15.3	
32	Varnado, Jarvis....	3-3	86 28.7	11-15	.733	0-0	.000	9-15	.600	4	25	29	9.7	8	0	2	2	24	0	31	10.3	
22	Stewart, Barry....	3-3	104 34.7	10-35	.286	0-14	.000	10-17	.588	5	8	13	4.3	9	0	9	11	0	4	30	10.0	
15	Benock, Riley.....	3-0	42 14.0	5-7	.714	5-7	.714	3-4	.750	0	3	3	1.0	1	0	2	4	1	0	18	6.0	
11	Hansbrough, Ben....	1-1	36 36.0	2-6	.333	1-3	.333	1-2	.500	0	2	2	2.0	3	0	2	1	0	1	6	6.0	
25	Turner, Phil.....	3-3	98 32.7	6-22	.273	5-16	.313	1-2	.500	3	16	19	6.3	7	0	3	5	2	2	18	6.0	
45	Bailey, Elgin.....	2-0	14 7.0	2-3	.667	0-0	.000	5-9	.556	1	3	4	2.0	3	0	0	0	2	0	9	4.5	
21	Johnson, Brian....	3-0	29 9.7	2-5	.400	0-0	.000	0-0	.000	4	2	6	2.0	2	0	4	3	1	1	4	1.3	
02	Johnson, Ravern....	3-0	16 5.3	1-7	.143	1-4	.250	0-0	.000	0	2	2	0.7	0	0	0	0	1	0	3	1.0	
03	Begley, Billy.....	2-0	2 1.0	0-1	.000	0-1	.000	0-0	.000	0	0	0	0.0	0	0	0	0	0	0	0	0.0	
33	Bolen, Brandon.....	1-0	1 1.0	0-0	.000	0-0	.000	0-0	.000	0	0	0	0.0	0	0	0	0	0	0	0	0.0	
10	Iupe, Joseph.....	1-0	1 1.0	0-0	.000	0-0	.000	0-0	.000	0	1	1	1.0	0	0	0	1	0	0	0	0.0	
14	Bryant, Rod.....	1-0	1 1.0	0-1	.000	0-0	.000	0-0	.000	0	0	0	0.0	0	0	0	0	0	0	0	0.0	
24	Augustus, Kodi.....	1-0	1 1.0	0-0	.000	0-0	.000	0-0	.000	0	0	0	0.0	0	0	0	0	1	0	0	0.0	
TEAM.....										7	4	11	3.7	0			1					
<hr/>																						
Total.....		3	600	78-164	.476	19-61	.311	42-71	.592	32	89	121	40.3	43	0	38	40	39	12	217	72.3	
Opponents.....		3	600	67-201	.333	14-54	.259	33-46	.717	48	68	116	38.7	58	-	26	30	11	24	181	60.3	

TEAM STATISTICS	MS	OPP	DATE	OPPONENT	W/L	SCORE	ATTEND
-----			-----	-----	---	----	-----
SCORING.....	217	181	*01-12-08	GEORGIA	W	60-49	8713
Points per game.....	72.3	60.3	*01-15-08	KENTUCKY	W	69-64	9862
Scoring margin.....	+12.0	-	*01-26-08	MISSISSIPPI	W	88-68	10421
FIELD GOALS-ATT.....	78-164	67-201					
Field goal pct.....	.476	.333	# - Anaheim Classic (Anaheim, Calif.)				
3 POINT FG-ATT.....	19-61	14-54	+ - Coors Classic (Mobile, Ala.)				
3-point FG pct.....	.311	.259	^ - at Jackson, Miss. (Mississippi Coliseum)				
3-pt FG made per game..	6.3	4.7	* - Southeastern Conference Game				
FREE THROWS-ATT.....	42-71	33-46					
Free throw pct.....	.592	.717					
REBOUNDS.....	121	116					
Rebounds per game.....	40.3	38.7					
Rebounding margin.....	+1.7	-					
ASSISTS.....	38	26					
Assists per game.....	12.7	8.7					
TURNOVERS.....	40	30					
Turnovers per game.....	13.3	10.0					
Turnover margin.....	-3.3	-					
Assist/turnover ratio..	1.0	0.9					
STEALS.....	12	24					
Steals per game.....	4.0	8.0					
BLOCKS.....	39	11					
Blocks per game.....	13.0	3.7					
WINNING STREAK.....	3	-					
Home win streak.....	3	-					
ATTENDANCE.....	28996	0					
Home games-Avg/Game....	3-9665	0-0					
Neutral site-Avg/Game..	-	0-0					

SCORE BY PERIODS:	1st	2nd	Total
<hr/>			
Mississippi State.....	97	120	- 217
Opponents.....	82	99	- 181

Mississippi State Men's Basketball
Mississippi State Combined Team Statistics (as of Jan 30, 2008)
SEC Road Games

RECORD:	OVERALL	HOME	AWAY	NEUTRAL
ALL GAMES.....	(2-1)	(0-0)	(2-1)	(0-0)
CONFERENCE.....	(2-1)	(0-0)	(2-1)	(0-0)
NON-CONFERENCE.....	(0-0)	(0-0)	(0-0)	(0-0)

##	Player	GP-GS	Min--Avg	---TOTAL---		---3-PTS---		----REBOUNDS----								PF	FO	A	TO	Blk	Stl	Pts	Avg
				FG-FGA	Pct	3FG-FGA	Pct	FT-FTA	Pct	Off	Def	Tot	Avg										
44	Gordon, Jamont.....	3-3	108 36.0	23-46	.500	8-20	.400	7-10	.700	0	14	14	4.7	8	0	7	13	3	3	61	20.3		
22	Stewart, Barry.....	3-3	100 33.3	11-24	.458	4-11	.364	8-12	.667	2	6	8	2.7	11	1	8	5	0	4	34	11.3		
11	Hansbrough, Ben....	2-1	55 27.5	6-15	.400	4-12	.333	0-2	.000	4	4	8	4.0	4	0	4	3	0	1	16	8.0		
23	Rhodes, Charles....	2-2	68 34.0	6-18	.333	0-1	.000	4-7	.571	8	16	24	12.0	4	0	1	5	4	0	16	8.0		
32	Varnado, Jarvis....	3-3	70 23.3	8-15	.533	0-0	.000	2-8	.250	11	18	29	9.7	9	0	0	4	11	4	18	6.0		
25	Turner, Phil.....	3-3	89 29.7	5-17	.294	3-11	.273	0-0	.000	1	7	8	2.7	8	0	5	7	0	3	13	4.3		
02	Johnson, Ravern....	3-0	26 8.7	5-8	.625	1-3	.333	2-4	.500	3	2	5	1.7	1	0	1	1	0	0	13	4.3		
24	Augustus, Kodi.....	1-0	1 1.0	1-2	.500	0-1	.000	0-0	.000	0	0	0	0.0	0	0	0	0	0	0	2	2.0		
15	Benock, Riley.....	3-0	26 8.7	2-4	.500	2-4	.500	0-0	.000	0	0	0	0.0	3	0	3	3	1	0	6	2.0		
21	Johnson, Brian....	3-0	28 9.3	1-2	.500	0-0	.000	2-2	1.000	2	4	6	2.0	3	0	0	5	1	1	4	1.3		
45	Bailey, Elgin.....	3-0	26 8.7	1-2	.500	0-0	.000	0-2	.000	2	3	5	1.7	7	0	0	5	1	1	2	0.7		
10	Iupe, Joseph.....	1-0	1 1.0	0-0	.000	0-0	.000	0-0	.000	0	1	1	1.0	0	0	0	0	0	0	0	0.0		
03	Begley, Billy.....	1-0	1 1.0	0-0	.000	0-0	.000	0-0	.000	0	0	0	0.0	0	0	0	0	0	0	0	0.0		
33	Bolen, Brandon....	1-0	1 1.0	0-0	.000	0-0	.000	0-0	.000	0	2	2	2.0	0	0	0	0	0	0	0	0.0		
TEAM.....										1	5	6	2.0	0			0						
<hr/>																							
Total.....		3	600	69-153	.451	22-63	.349	25-47	.532	34	82	116	38.7	58	1	29	51	21	17	185	61.7		
Opponents.....		3	600	56-171	.327	13-55	.236	48-67	.716	43	63	106	35.3	45	-	31	38	15	20	173	57.7		

TEAM STATISTICS	MS	OPP	DATE	OPPONENT	W/L	SCORE	ATTEND
<hr/>							
SCORING.....	185	173	*01-09-08	at LSU	W	61-39	7843
Points per game.....	61.7	57.7	*01-19-08	at Alabama	W	66-56	11290
Scoring margin.....	+4.0	-	*01-30-08	at Arkansas	L	58-78	17927
FIELD GOALS-ATT.....	69-153	56-171					
Field goal pct.....	.451	.327	# - Anaheim Classic (Anaheim, Calif.)				
3 POINT FG-ATT.....	22-63	13-55	+ - Coors Classic (Mobile, Ala.)				
3-point FG pct.....	.349	.236	^ - at Jackson, Miss. (Mississippi Coliseum)				
3-pt FG made per game..	7.3	4.3	* - Southeastern Conference Game				
FREE THROWS-ATT.....	25-47	48-67					
Free throw pct.....	.532	.716					
REBOUNDS.....	116	106					
Rebounds per game.....	38.7	35.3					
Rebounding margin.....	+3.3	-					
ASSISTS.....	29	31					
Assists per game.....	9.7	10.3					
TURNOVERS.....	51	38					
Turnovers per game.....	17.0	12.7					
Turnover margin.....	-4.3	-					
Assist/turnover ratio..	0.6	0.8					
STEALS.....	17	20					
Steals per game.....	5.7	6.7					
BLOCKS.....	21	15					
Blocks per game.....	7.0	5.0					
WINNING STREAK.....	0	-					
Home win streak.....	0	-					
ATTENDANCE.....	0	37060					
Home games-Avg/Game....	0-0	3-12353					
Neutral site-Avg/Game..	-	0-0					

SCORE BY PERIODS:	1st	2nd	Total
<hr/>			
Mississippi State.....	86	99	- 185
Opponents.....	90	83	- 173

Mississippi State Men's Basketball
Mississippi State Combined Team Statistics (as of Jan 26, 2008)
Games won

RECORD:	OVERALL	HOME	AWAY	NEUTRAL
ALL GAMES.....	(14-0)	(8-0)	(4-0)	(2-0)
CONFERENCE.....	(5-0)	(3-0)	(2-0)	(0-0)
NON-CONFERENCE.....	(9-0)	(5-0)	(2-0)	(2-0)

##	Player	GP-GS	Min--Avg	---TOTAL---		---3-PTS---		FT-FTA	Pct	---REBOUNDS---				PF	FO	A	TO	Blk	Stl	Pts	Avg
				FG-FGA	Pct	3FG-FGA	Pct			Off	Def	Tot	Avg								
44	Gordon, Jamont.....	14-14	440 31.4	91-187	.487	25-63	.397	41-58	.707	19	56	75	5.4	29	0	64	42	14	16	248	17.7
23	Rhodes, Charles.....	11-10	301 27.4	73-124	.589	0-3	.000	26-42	.619	29	47	76	6.9	24	1	12	23	15	11	172	15.6
22	Stewart, Barry.....	14-14	461 32.9	59-134	.440	21-67	.313	37-54	.685	19	42	61	4.4	28	0	47	34	1	20	176	12.6
11	Hansbrough, Ben.....	12-11	349 29.1	44-92	.478	25-60	.417	19-27	.704	11	37	48	4.0	21	1	32	17	1	13	132	11.0
32	Varnado, Jarvis.....	14-14	338 24.1	44-71	.620	0-1	.000	21-43	.488	36	86	122	8.7	36	1	7	15	68	5	109	7.8
25	Turner, Phil.....	14-7	327 23.4	24-77	.312	12-47	.255	13-20	.650	9	44	53	3.8	24	0	17	18	5	18	73	5.2
15	Benock, Riley.....	14-0	145 10.4	15-29	.517	14-25	.560	5-8	.625	1	14	15	1.1	7	0	15	9	2	3	49	3.5
02	Johnson, Ravern.....	14-0	92 6.6	17-34	.500	4-13	.308	3-7	.429	4	11	15	1.1	4	0	5	6	3	1	41	2.9
45	Bailey, Elgin.....	13-0	100 7.7	9-20	.450	0-0	.000	10-30	.333	13	18	31	2.4	16	0	1	11	5	4	28	2.2
21	Johnson, Brian.....	14-0	158 11.3	12-24	.500	0-2	.000	6-9	.667	17	22	39	2.8	21	0	6	19	7	7	30	2.1
24	Augustus, Kodi.....	11-0	52 4.7	5-13	.385	2-7	.286	4-7	.571	3	9	12	1.1	8	0	2	7	3	1	16	1.5
14	Bryant, Rod.....	5-0	5 1.0	2-3	.667	0-0	.000	0-1	.000	0	1	1	0.2	0	0	0	1	0	0	4	0.8
33	Bolen, Brandon.....	9-0	12 1.3	0-2	.000	0-1	.000	1-2	.500	1	3	4	0.4	1	0	0	3	0	0	1	0.1
10	Iupe, Joseph.....	9-0	10 1.1	0-0	.000	0-0	.000	0-0	.000	1	3	4	0.4	0	0	0	2	0	0	0	0.0
03	Begley, Billy.....	8-0	10 1.3	0-2	.000	0-1	.000	0-0	.000	0	1	1	0.1	1	0	0	1	0	0	0	0.0
TEAM.....											18	22	40	2.9	0		5				

Total.....		14	2800	395-812	.486	103-290	.355	186-308	.604	181	416	597	42.6	220	3	208	213	124	99	1079	77.1
Opponents.....		14	2800	298-867	.344	72-275	.262	148-222	.667	193	300	493	35.2	272	-	141	207	46	104	816	58.3

TEAM STATISTICS	MS	OPP	DATE	OPPONENT	W/L	SCORE	ATTEND
-----							-----
SCORING.....	1079	816	11-10-07	LOUISIANA TECH	W	75-45	10153
Points per game.....	77.1	58.3	11-17-07	UT MARTIN	W	86-70	9950
Scoring margin.....	+18.8	-	#11-22-07	vs UC Irvine	W	68-53	1387
FIELD GOALS-ATT.....	395-812	298-867	12-01-07	MURRAY STATE	W	78-61	7787
Field goal pct.....	.486	.344	12-08-07	SOUTHEASTERN LOUISIANA	W	84-59	7719
3 POINT FG-ATT.....	103-290	72-275	12-19-07	at Loyola Marymount	W	85-54	1005
3-point FG pct.....	.355	.262	12-21-07	at Texas A&M-Corpus Christi	W	95-70	2051
3-pt FG made per game..	7.4	5.1	12-30-07	MISSOURI	W	87-75	8249
FREE THROWS-ATT.....	186-308	148-222	^01-05-08	vs Lafayette	W	77-53	3044
Free throw pct.....	.604	.667	*01-09-08	at LSU	W	61-39	7843
REBOUNDS.....	597	493	*01-12-08	GEORGIA	W	60-49	8713
Rebounds per game.....	42.6	35.2	*01-15-08	KENTUCKY	W	69-64	9862
Rebounding margin.....	+7.4	-	*01-19-08	at Alabama	W	66-56	11290
ASSISTS.....	208	141	*01-26-08	MISSISSIPPI	W	88-68	10421
Assists per game.....	14.9	10.1					
TURNOVERS.....	213	207	# - Anaheim Classic (Anaheim, Calif.)				
Turnovers per game.....	15.2	14.8	+ - Coors Classic (Mobile, Ala.)				
Turnover margin.....	-0.4	-	^ - at Jackson, Miss. (Mississippi Coliseum)				
Assist/turnover ratio..	1.0	0.7	* - Southeastern Conference Game				
STEALS.....	99	104					
Steals per game.....	7.1	7.4					
BLOCKS.....	124	46					
Blocks per game.....	8.9	3.3					
WINNING STREAK.....	14	-					
Home win streak.....	8	-					
ATTENDANCE.....	72854	26620					
Home games-Avg/Game....	8-9107	4-5547					
Neutral site-Avg/Game..	-	2-2216					

SCORE BY PERIODS:	1st	2nd	Total

Mississippi State.....	516	563	- 1079
Opponents.....	383	433	- 816

Mississippi State Men's Basketball
Mississippi State Combined Team Statistics (as of Jan 30, 2008)
Games lost

RECORD:	OVERALL	HOME	AWAY	NEUTRAL
ALL GAMES.....	(0-6)	(0-2)	(0-2)	(0-2)
CONFERENCE.....	(0-1)	(0-0)	(0-1)	(0-0)
NON-CONFERENCE.....	(0-5)	(0-2)	(0-1)	(0-2)

## Player	GP-GS	Min--Avg		---TOTAL---		---3-PTS---		FT-FTA	Pct	---REBOUNDS---				PF	FO	A	TO	Blk	Stl	Pts	Avg
				FG-FGA	Pct	3FG-FGA	Pct			Off	Def	Tot	Avg								
44 Gordon, Jamont.....	6-6	218	36.3	36-94	.383	11-41	.268	27-38	.711	8	40	48	8.0	17	0	20	31	2	6	110	18.3
23 Rhodes, Charles....	6-5	176	29.3	32-62	.516	0-0	.000	13-25	.520	19	29	48	8.0	18	1	4	16	8	2	77	12.8
22 Stewart, Barry.....	6-6	216	36.0	20-57	.351	10-30	.333	9-13	.692	4	19	23	3.8	20	2	16	18	1	7	59	9.8
11 Hansbrough, Ben....	5-5	175	35.0	9-39	.231	8-35	.229	7-8	.875	3	13	16	3.2	14	0	13	7	0	6	33	6.6
32 Varnado, Jarvis....	6-6	182	30.3	15-25	.600	0-0	.000	3-12	.250	18	30	48	8.0	21	2	2	9	33	6	33	5.5
25 Turner, Phil.....	6-2	94	15.7	12-28	.429	8-17	.471	1-4	.250	7	8	15	2.5	14	1	5	7	1	5	33	5.5
21 Johnson, Brian.....	5-0	70	14.0	9-11	.818	0-0	.000	4-4	1.000	9	5	14	2.8	7	0	0	7	2	3	22	4.4
02 Johnson, Ravern....	2-0	13	6.5	2-5	.400	1-3	.333	0-0	.000	1	0	1	0.5	1	0	0	0	0	0	5	2.5
45 Bailey, Elgin.....	4-0	18	4.5	1-3	.333	0-0	.000	0-0	.000	1	1	2	0.5	8	0	0	3	0	0	2	0.5
15 Benock, Riley.....	5-0	38	7.6	0-7	.000	0-7	.000	0-0	.000	0	2	2	0.4	5	0	2	2	1	1	0	0.0
TEAM.....										8	8	16	2.7	0			3				

Total.....	6	1200		136-331	.411	38-133	.286	64-104	.615	78	155	233	38.8	125	6	62	103	48	36	374	62.3
Opponents.....	6	1200		139-347	.401	46-111	.414	103-142	.725	76	142	218	36.3	103	-	83	71	17	41	427	71.2

TEAM STATISTICS	MS	OPP	DATE	OPPONENT	W/L	SCORE	ATTEND
SCORING.....	374	427	11-15-07	CLEMSON	L	82-84	9950
Points per game.....	62.3	71.2	#11-23-07	vs Southern Illinois	L	49-63	1447
Scoring margin.....	-8.8	-	#11-25-07	vs Miami (OH)	L	60-67	2447
FIELD GOALS-ATT.....	136-331	139-347	12-13-07	MIAMI (FL)	L	58-64	7912
Field goal pct.....	.411	.401	+12-15-07	at South Alabama	L	67-71	6731
3 POINT FG-ATT.....	38-133	46-111	*01-30-08	at Arkansas	L	58-78	17927
3-point FG pct.....	.286	.414					
3-pt FG made per game..	6.3	7.7	#	- Anaheim Classic (Anaheim, Calif.)			
FREE THROWS-ATT.....	64-104	103-142	+	- Coors Classic (Mobile, Ala.)			
Free throw pct.....	.615	.725	^	- at Jackson, Miss. (Mississippi Coliseum)			
REBOUNDS.....	233	218	*	- Southeastern Conference Game			
Rebounds per game.....	38.8	36.3					
Rebounding margin.....	+2.5	-					
ASSISTS.....	62	83					
Assists per game.....	10.3	13.8					
TURNOVERS.....	103	71					
Turnovers per game.....	17.2	11.8					
Turnover margin.....	-5.3	-					
Assist/turnover ratio..	0.6	1.2					
STEALS.....	36	41					
Steals per game.....	6.0	6.8					
BLOCKS.....	48	17					
Blocks per game.....	8.0	2.8					
WINNING STREAK.....	0	-					
Home win streak.....	0	-					
ATTENDANCE.....	17862	28552					
Home games-Avg/Game....	2-8931	2-12329					
Neutral site-Avg/Game..	-	2-1947					

SCORE BY PERIODS:	1st	2nd	Total
-----	----	----	----
Mississippi State.....	172	202	- 374
Opponents.....	200	227	- 427

Mississippi State Men's Basketball
Mississippi State Team Game-by-Game (as of Jan 30, 2008)
All games

TEAM STATISTICS

Opponent	Date	Score	W/L	---TOTAL---		--3-PTRS--		----REBOUNDS----											Pts---Avg	
				FG-FGA	Pct	3FG-FGA	Pct	FT-FTA	Pct	Off	Def	Tot	Avg	PF	A	TO	Blk	Stl		

LOUISIANA TECH	11-10-07	75-45	W	27-71	.380	8-25	.320	13-20	.650	12	34	46	46.0	13	13	4	10	6	75	75.0
CLEMSON	11-15-07	82-84	L	28-64	.438	7-24	.292	19-31	.613	21	30	51	48.5	28	10	19	10	5	82	78.5
UT MARTIN	11-17-07	86-70	W	33-60	.550	10-22	.455	10-16	.625	12	38	50	49.0	14	21	25	9	6	86	81.0
vs UC Irvine	11-22-07	68-53	W	24-55	.436	7-18	.389	13-20	.650	12	31	43	47.5	17	13	17	5	6	68	77.8
vs Southern Illinois	11-23-07	49-63	L	18-42	.429	7-20	.350	6-9	.667	9	20	29	43.8	18	11	21	3	5	49	72.0
vs Miami (OH)	11-25-07	60-67	L	24-54	.444	3-16	.188	9-13	.692	13	23	36	42.5	18	10	15	8	4	60	70.0
MURRAY STATE	12-01-07	78-61	W	28-54	.519	4-15	.267	18-23	.783	14	22	36	41.6	10	13	14	7	11	78	71.1
SOUTHEASTERN LOUISIAN	12-08-07	84-59	W	32-61	.525	7-18	.389	13-19	.684	13	26	39	41.2	15	10	21	6	11	84	72.8
MIAMI (FL)	12-13-07	58-64	L	23-61	.377	6-24	.250	6-10	.600	9	31	40	41.1	14	10	10	12	4	58	71.1
at South Alabama	12-15-07	67-71	L	23-61	.377	9-30	.300	12-24	.500	16	26	42	41.2	24	16	16	7	13	67	70.7
at Loyola Marymount	12-19-07	85-54	W	34-58	.586	9-23	.391	8-26	.308	13	33	46	41.6	21	25	22	12	14	85	72.0
at Texas A&M-Corpus C	12-21-07	95-70	W	32-63	.508	9-16	.563	22-32	.688	19	25	44	41.8	19	18	10	6	8	95	73.9
MISSOURI	12-30-07	87-75	W	31-60	.517	5-21	.238	20-30	.667	16	27	43	41.9	19	18	14	7	5	87	74.9
vs Lafayette	01-05-08	77-53	W	27-62	.435	9-27	.333	14-21	.667	14	34	48	42.4	14	15	17	10	8	77	75.1
at LSU	01-09-08	61-39	W	24-50	.480	4-18	.222	9-17	.529	11	36	47	42.7	15	11	17	10	5	61	74.1
GEORGIA	01-12-08	60-49	W	22-53	.415	4-20	.200	12-19	.632	7	34	41	42.6	17	10	16	16	6	60	73.2
KENTUCKY	01-15-08	69-64	W	22-51	.431	8-22	.364	17-33	.515	14	26	40	42.4	13	13	13	15	2	69	73.0
at Alabama	01-19-08	66-56	W	25-54	.463	12-26	.462	4-13	.308	13	21	34	41.9	20	13	12	3	7	66	72.6
MISSISSIPPI	01-26-08	88-68	W	34-60	.567	7-19	.368	13-19	.684	11	29	40	41.8	13	15	11	8	4	88	73.4
at Arkansas	01-30-08	58-78	L	20-49	.408	6-19	.316	12-17	.706	10	25	35	41.5	23	5	22	8	5	58	72.7

Mississippi State		1453		531-1143	.465	141-423	.333	250-412	.607	259	571	830	41.5	345	270	316	172	135	1453	72.7
Opponents		1243		437-1214	.360	118-386	.306	251-364	.690	269	442	711	35.5	375	224	278	63	145	1243	62.2

Games played: 20
Points/game: 72.7
FG Pct: 46.5
3FG Pct: 33.3
FT Pct: 60.7

Rebounds/game: 41.5
Assists/game: 13.5
Turnovers/game: 15.8
Assist/turnover ratio: 0.9
Steals/game: 6.8
Blocks/game: 8.6

Mississippi State Men's Basketball
Mississippi State Opponent Game-by-Game (as of Jan 30, 2008)
All games

OPPONENT STATISTICS

Opponent	Date	Score	W/L	---TOTAL---		--3-PTRS--				----REBOUNDS----				PF	A	TO	Blk	Stl	Pts	Avg
				FG-FGA	Pct	3FG-FGA	Pct	FT-FTA	Pct	Off	Def	Tot	Avg							

LOUISIANA TECH	11-10-07	75-45	W	17-62	.274	6-20	.300	5-10	.500	15	37	52	52.0	18	7	22	3	3	45	45.0
CLEMSON	11-15-07	82-84	L	24-70	.343	8-21	.381	28-38	.737	21	21	42	47.0	22	14	13	3	9	84	64.5
UT MARTIN	11-17-07	86-70	W	25-78	.321	11-36	.306	9-14	.643	19	19	38	44.0	21	11	14	1	9	70	66.3
vs UC Irvine	11-22-07	68-53	W	19-54	.352	3-17	.176	12-18	.667	9	22	31	40.8	21	11	13	1	7	53	63.0
vs Southern Illinois	11-23-07	49-63	L	20-45	.444	6-17	.353	17-18	.944	6	18	24	37.4	17	15	12	2	9	63	63.0
vs Miami (OH)	11-25-07	60-67	L	24-52	.462	5-12	.417	14-23	.609	9	20	29	36.0	15	18	7	1	5	67	63.7
MURRAY STATE	12-01-07	78-61	W	27-62	.435	4-15	.267	3-4	.750	13	16	29	35.0	18	9	15	4	9	61	63.3
SOUTHEASTERN LOUISIAN	12-08-07	84-59	W	23-54	.426	1-11	.091	12-15	.800	6	18	24	33.6	17	7	22	2	11	59	62.8
MIAMI (FL)	12-13-07	58-64	L	23-66	.348	8-20	.400	10-12	.833	13	30	43	34.7	12	8	9	6	3	64	62.9
at South Alabama	12-15-07	67-71	L	26-53	.491	10-17	.588	9-21	.429	10	29	39	35.1	20	17	18	1	8	71	63.7
at Loyola Marymount	12-19-07	85-54	W	19-57	.333	3-15	.200	13-20	.650	10	22	32	34.8	23	13	23	0	13	54	62.8
at Texas A&M-Corpus C	12-21-07	95-70	W	21-55	.382	11-24	.458	17-22	.773	13	16	29	34.3	22	10	14	6	0	70	63.4
MISSOURI	12-30-07	87-75	W	27-62	.435	9-27	.333	12-21	.571	13	20	33	34.2	29	19	12	3	6	75	64.3
vs Lafayette	01-05-08	77-53	W	19-72	.264	6-25	.240	9-15	.600	21	23	44	34.9	17	8	16	4	9	53	63.5
at LSU	01-09-08	61-39	W	14-66	.212	2-17	.118	9-13	.692	17	19	36	35.0	14	4	9	4	6	39	61.9
GEORGIA	01-12-08	60-49	W	16-65	.246	3-17	.176	14-22	.636	16	28	44	35.6	21	6	14	1	11	49	61.1
KENTUCKY	01-15-08	69-64	W	23-60	.383	7-20	.350	11-12	.917	11	22	33	35.4	20	12	10	5	7	64	61.2
at Alabama	01-19-08	66-56	W	20-44	.455	2-14	.143	14-24	.583	9	20	29	35.1	14	16	17	7	7	56	60.9
MISSISSIPPI	01-26-08	88-68	W	28-76	.368	4-17	.235	8-12	.667	21	18	39	35.3	17	8	6	5	6	68	61.3
at Arkansas	01-30-08	58-78	L	22-61	.361	9-24	.375	25-30	.833	17	24	41	35.5	17	11	12	4	7	78	62.2

Opponents		1243		437-1214	.360	118-386	.306	251-364	.690	269	442	711	35.5	375	224	278	63	145	1243	62.2
Mississippi State		1453		531-1143	.465	141-423	.333	250-412	.607	259	571	830	41.5	345	270	316	172	135	1453	72.7

Games played: 20
Points/game: 62.2
FG Pct: 36.0
3FG Pct: 30.6
FT Pct: 69.0

Rebounds/game: 35.5
Assists/game: 11.2
Turnovers/game: 13.9
Assist/turnover ratio: 0.8
Steals/game: 7.3
Blocks/game: 3.2

Mississippi State Men's Basketball
Mississippi State Team Game-by-Game Comparison (as of Jan 30, 2008)
All games

Opponent	1st	2nd	Score	Mar	Total FG	FG Pct	3-Pointers	3FG Pct	Free Throws	FT Pct	Rebounds	Assist	TOver	Block	Steal	Fouls	
-----	--/--	--/--	---/---	---	-----/-----	-----/-----	-----/-----	-----/-----	-----/-----	-----/-----	-----/-----	-----/-----	-----/-----	---/---	--/--	--/--	--/--
LOUISIANA TECH.....	30/14	45/31	75-45	+30	27-71/17-62	.380/.274	8-25/ 6-20	.320/.300	13-20/ 5-10	.650/.500	46/52 (6)	13/7	4/22	10/3	6/3	13/18	
CLEMSON.....	32/39	50/45	82-84	(2)	28-64/24-70	.438/.343	7-24/ 8-21	.292/.381	19-31/28-38	.613/.737	51/42 +9	10/14	19/13	10/3	5/9	28/22	
UT MARTIN.....	41/30	45/40	86-70	+16	33-60/25-78	.550/.321	10-22/11-36	.455/.306	10-16/ 9-14	.625/.643	50/38 +12	21/11	25/14	9/1	6/9	14/21	
UC Irvine.....	41/34	27/19	68-53	+15	24-55/19-54	.436/.352	7-18/ 3-17	.389/.176	13-20/12-18	.650/.667	43/31 +12	13/11	17/13	5/1	6/7	17/21	
Southern Illinois.....	28/32	21/31	49-63	(14)	18-42/20-45	.429/.444	7-20/ 6-17	.350/.353	6-9 /17-18	.667/.944	29/24 +5	11/15	21/12	3/2	5/9	18/17	
Miami (OH).....	24/29	36/38	60-67	(7)	24-54/24-52	.444/.462	3-16/ 5-12	.188/.417	9-13/14-23	.692/.609	36/29 +7	10/18	15/7	8/1	4/5	18/15	
MURRAY STATE.....	39/24	39/37	78-61	+17	28-54/27-62	.519/.435	4-15/ 4-15	.267/.267	18-23/ 3-4	.783/.750	36/29 +7	13/9	14/15	7/4	11/9	10/18	
SOUTHEASTERN LOUISIANA.....	41/27	43/32	84-59	+25	32-61/23-54	.525/.426	7-18/ 1-11	.389/.091	13-19/12-15	.684/.800	39/24 +15	10/7	21/22	6/2	11/11	15/17	
MIAMI (FL).....	28/27	30/37	58-64	(6)	23-61/23-66	.377/.348	6-24/ 8-20	.250/.400	6-10/10-12	.600/.833	40/43 (3)	10/8	10/9	12/6	4/3	14/12	
South Alabama.....	32/30	35/41	67-71	(4)	23-61/26-53	.377/.491	9-30/10-17	.300/.588	12-24/ 9-21	.500/.429	42/39 +3	16/17	16/18	7/1	13/8	24/20	
Loyola Marymount.....	40/22	45/32	85-54	+31	34-58/19-57	.586/.333	9-23/ 3-15	.391/.200	8-26/13-20	.308/.650	46/32 +14	25/13	22/23	12/0	14/13	21/23	
Texas A&M-Corpus Christi.....	51/40	44/30	95-70	+25	32-63/21-55	.508/.382	9-16/11-24	.563/.458	22-32/17-22	.688/.773	44/29 +15	18/10	10/14	6/6	8/0	19/22	
MISSOURI.....	41/38	46/37	87-75	+12	31-60/27-62	.517/.435	5-21/ 9-27	.238/.333	20-30/12-21	.667/.571	43/33 +10	18/19	14/12	7/3	5/6	19/29	
Lafayette.....	37/25	40/28	77-53	+24	27-62/19-72	.435/.264	9-27/ 6-25	.333/.240	14-21/ 9-15	.667/.600	48/44 +4	15/8	17/16	10/4	8/9	14/17	
LSU.....	25/19	36/20	61-39	+22	24-50/14-66	.480/.212	4-18/ 2-17	.222/.118	9-17/ 9-13	.529/.692	47/36 +11	11/4	17/9	10/4	5/6	15/14	
GEORGIA.....	27/24	33/25	60-49	+11	22-53/16-65	.415/.246	4-20/ 3-17	.200/.176	12-19/14-22	.632/.636	41/44 (3)	10/6	16/14	16/1	6/11	17/21	
KENTUCKY.....	32/27	37/37	69-64	+5	22-51/23-60	.431/.383	8-22/ 7-20	.364/.350	17-33/11-12	.515/.917	40/33 +7	13/12	13/10	15/5	2/7	13/20	
Alabama.....	33/28	33/28	66-56	+10	25-54/20-44	.463/.455	12-26/ 2-14	.462/.143	4-13/14-24	.308/.583	34/29 +5	13/16	12/17	3/7	7/7	20/14	
MISSISSIPPI.....	38/31	50/37	88-68	+20	34-60/28-76	.567/.368	7-19/ 4-17	.368/.235	13-19/ 8-12	.684/.667	40/39 +1	15/8	11/6	8/5	4/6	13/17	
Arkansas.....	28/43	30/35	58-78	(20)	20-49/22-61	.408/.361	6-19/ 9-24	.316/.375	12-17/25-30	.706/.833	35/41 (6)	5/11	22/12	8/4	5/7	23/17	

Note: Game totals are displayed in the format TEAM/OPPONENT for each category

Mississippi State Men's Basketball
Mississippi State Team High/Low Analysis (as of Jan 30, 2008)
All games

Mississippi State - TEAM GAME HIGHS

POINTS.....	95	at Texas A&M-Corpus Christi (12-21-07)
	88	vs Mississippi (01-26-08)
	87	vs Missouri (12-30-07)
	86	vs UT Martin (11-17-07)
	85	at Loyola Marymount (12-19-07)
FIELD GOALS MADE.....	34	vs Mississippi (01-26-08)
	34	at Loyola Marymount (12-19-07)
FIELD GOAL ATTEMPTS.....	71	vs Louisiana Tech (11-10-07)
	64	vs Clemson (11-15-07)
FIELD GOAL PERCENTAGE.....	.586 (34-58)	at Loyola Marymount (12-19-07)
	.567 (34-60)	vs Mississippi (01-26-08)
3 PT FIELD GOALS MADE.....	12	at Alabama (01-19-08)
	10	vs UT Martin (11-17-07)
3 PT FG ATTEMPTS.....	30	at South Alabama (12-15-07)
	27	vs Lafayette (01-05-08)
3 PT FG PERCENTAGE.....	.563 (9-16)	at Texas A&M-Corpus Christi (12-21-07)
	.462 (12-26)	at Alabama (01-19-08)
FREE THROWS MADE.....	22	at Texas A&M-Corpus Christi (12-21-07)
	20	vs Missouri (12-30-07)
FREE THROW ATTEMPTS.....	33	vs Kentucky (01-15-08)
	32	at Texas A&M-Corpus Christi (12-21-07)
FREE THROW PERCENTAGE.....	.783 (18-23)	vs Murray State (12-01-07)
	.706 (12-17)	at Arkansas (01-30-08)
REBOUNDS.....	51	vs Clemson (11-15-07)
	50	vs UT Martin (11-17-07)
ASSISTS.....	25	at Loyola Marymount (12-19-07)
	21	vs UT Martin (11-17-07)
STEALS.....	14	at Loyola Marymount (12-19-07)
	13	at South Alabama (12-15-07)
BLOCKED SHOTS.....	16	vs Georgia (01-12-08)
	15	vs Kentucky (01-15-08)
TURNOVERS.....	25	vs UT Martin (11-17-07)
	22	at Arkansas (01-30-08)
	22	at Loyola Marymount (12-19-07)
FOULS.....	28	vs Clemson (11-15-07)
	24	at South Alabama (12-15-07)

Mississippi State Men's Basketball
Mississippi State High/Low Analysis (as of Jan 30, 2008)
All games

Opponent - GAME HIGHS

POINTS.....	84	vs Clemson (11-15-07)
	78	at Arkansas (01-30-08)
	75	vs Missouri (12-30-07)
	71	at South Alabama (12-15-07)
	70	at Texas A&M-Corpus Christi (12-21-07)
	70	vs UT Martin (11-17-07)
FIELD GOALS MADE.....	28	vs Mississippi (01-26-08)
	27	vs Missouri (12-30-07)
	27	vs Murray State (12-01-07)
FIELD GOAL ATTEMPTS.....	78	vs UT Martin (11-17-07)
	76	vs Mississippi (01-26-08)
FIELD GOAL PERCENTAGE.....	.491 (26-53)	at South Alabama (12-15-07)
	.462 (24-52)	vs Miami (OH) (11-25-07)
3 PT FIELD GOALS MADE.....	11	at Texas A&M-Corpus Christi (12-21-07)
	11	vs UT Martin (11-17-07)
3 PT FG ATTEMPTS.....	36	vs UT Martin (11-17-07)
	27	vs Missouri (12-30-07)
3 PT FG PERCENTAGE.....	.588 (10-17)	at South Alabama (12-15-07)
	.458 (11-24)	at Texas A&M-Corpus Christi (12-21-07)
FREE THROWS MADE.....	28	vs Clemson (11-15-07)
	25	at Arkansas (01-30-08)
FREE THROW ATTEMPTS.....	38	vs Clemson (11-15-07)
	30	at Arkansas (01-30-08)
FREE THROW PERCENTAGE.....	.944 (17-18)	vs Southern Illinois (11-23-07)
	.917 (11-12)	vs Kentucky (01-15-08)
REBOUNDS.....	52	vs Louisiana Tech (11-10-07)
	44	vs Georgia (01-12-08)
	44	vs Lafayette (01-05-08)
ASSISTS.....	19	vs Missouri (12-30-07)
	18	vs Miami (OH) (11-25-07)
STEALS.....	13	at Loyola Marymount (12-19-07)
	11	vs Georgia (01-12-08)
	11	vs Southeastern Louisiana (12-08-07)
BLOCKED SHOTS.....	7	at Alabama (01-19-08)
	6	at Texas A&M-Corpus Christi (12-21-07)
	6	vs Miami (FL) (12-13-07)
TURNOVERS.....	23	at Loyola Marymount (12-19-07)
	22	vs Southeastern Louisiana (12-08-07)
	22	vs Louisiana Tech (11-10-07)
FOULS.....	29	vs Missouri (12-30-07)
	23	at Loyola Marymount (12-19-07)

Mississippi State Men's Basketball
Mississippi State High/Low Analysis (as of Jan 30, 2008)
All games

Mississippi State - GAME LOWS

POINTS.....	49	vs Southern Illinois (11-23-07)
	58	vs Miami (FL) (12-13-07)
	58	at Arkansas (01-30-08)
	60	vs Miami (OH) (11-25-07)
	60	vs Georgia (01-12-08)
FIELD GOALS MADE.....	18	vs Southern Illinois (11-23-07)
	20	at Arkansas (01-30-08)
FIELD GOAL ATTEMPTS.....	42	vs Southern Illinois (11-23-07)
	49	at Arkansas (01-30-08)
FIELD GOAL PERCENTAGE.....	.377 (23-61)	vs Miami (FL) (12-13-07)
	.377 (23-61)	at South Alabama (12-15-07)
3 PT FIELD GOALS MADE.....	3	vs Miami (OH) (11-25-07)
	4	vs Murray State (12-01-07)
	4	at LSU (01-09-08)
	4	vs Georgia (01-12-08)
3 PT FG ATTEMPTS.....	15	vs Murray State (12-01-07)
	16	vs Miami (OH) (11-25-07)
	16	at Texas A&M-Corpus Christi (12-21-07)
3 PT FG PERCENTAGE.....	.188 (3-16)	vs Miami (OH) (11-25-07)
	.200 (4-20)	vs Georgia (01-12-08)
FREE THROWS MADE.....	4	at Alabama (01-19-08)
	6	vs Southern Illinois (11-23-07)
	6	vs Miami (FL) (12-13-07)
FREE THROW ATTEMPTS.....	9	vs Southern Illinois (11-23-07)
	10	vs Miami (FL) (12-13-07)
FREE THROW PERCENTAGE.....	.308 (4-13)	at Alabama (01-19-08)
	.308 (8-26)	at Loyola Marymount (12-19-07)
REBOUNDS.....	29	vs Southern Illinois (11-23-07)
	34	at Alabama (01-19-08)
ASSISTS.....	5	at Arkansas (01-30-08)
	10	vs Clemson (11-15-07)
	10	vs Miami (OH) (11-25-07)
	10	vs Southeastern Louisiana (12-08-07)
	10	vs Miami (FL) (12-13-07)
	10	vs Georgia (01-12-08)
STEALS.....	2	vs Kentucky (01-15-08)
	4	vs Miami (OH) (11-25-07)
	4	vs Miami (FL) (12-13-07)
	4	vs Mississippi (01-26-08)
BLOCKED SHOTS.....	3	vs Southern Illinois (11-23-07)
	3	at Alabama (01-19-08)
TURNOVERS.....	4	vs Louisiana Tech (11-10-07)
	10	vs Miami (FL) (12-13-07)
	10	at Texas A&M-Corpus Christi (12-21-07)
FOULS.....	10	vs Murray State (12-01-07)
	13	vs Louisiana Tech (11-10-07)
	13	vs Kentucky (01-15-08)
	13	vs Mississippi (01-26-08)

Mississippi State Men's Basketball
Mississippi State High/Low Analysis (as of Jan 30, 2008)
All games

Opponent - GAME LOWS

POINTS.....	39	at LSU (01-09-08)
	45	vs Louisiana Tech (11-10-07)
	49	vs Georgia (01-12-08)
	53	vs UC Irvine (11-22-07)
	53	vs Lafayette (01-05-08)
FIELD GOALS MADE.....	14	at LSU (01-09-08)
	16	vs Georgia (01-12-08)
FIELD GOAL ATTEMPTS.....	44	at Alabama (01-19-08)
	45	vs Southern Illinois (11-23-07)
FIELD GOAL PERCENTAGE.....	.212 (14-66)	at LSU (01-09-08)
	.246 (16-65)	vs Georgia (01-12-08)
3 PT FIELD GOALS MADE.....	1	vs Southeastern Louisiana (12-08-07)
	2	at LSU (01-09-08)
	2	at Alabama (01-19-08)
3 PT FG ATTEMPTS.....	11	vs Southeastern Louisiana (12-08-07)
	12	vs Miami (OH) (11-25-07)
3 PT FG PERCENTAGE.....	.091 (1-11)	vs Southeastern Louisiana (12-08-07)
	.118 (2-17)	at LSU (01-09-08)
FREE THROWS MADE.....	3	vs Murray State (12-01-07)
	5	vs Louisiana Tech (11-10-07)
FREE THROW ATTEMPTS.....	4	vs Murray State (12-01-07)
	10	vs Louisiana Tech (11-10-07)
FREE THROW PERCENTAGE.....	.429 (9-21)	at South Alabama (12-15-07)
	.500 (5-10)	vs Louisiana Tech (11-10-07)
REBOUNDS.....	24	vs Southern Illinois (11-23-07)
	24	vs Southeastern Louisiana (12-08-07)
ASSISTS.....	4	at LSU (01-09-08)
	6	vs Georgia (01-12-08)
STEALS.....	0	at Texas A&M-Corpus Christi (12-21-07)
	3	vs Louisiana Tech (11-10-07)
	3	vs Miami (FL) (12-13-07)
BLOCKED SHOTS.....	0	at Loyola Marymount (12-19-07)
	1	vs UT Martin (11-17-07)
	1	vs UC Irvine (11-22-07)
	1	vs Miami (OH) (11-25-07)
	1	at South Alabama (12-15-07)
	1	vs Georgia (01-12-08)
TURNOVERS.....	6	vs Mississippi (01-26-08)
	7	vs Miami (OH) (11-25-07)
FOULS.....	12	vs Miami (FL) (12-13-07)
	14	at LSU (01-09-08)
	14	at Alabama (01-19-08)

Mississippi State Men's Basketball
Mississippi State Player High/Low Analysis (as of Jan 30, 2008)
All games

Mississippi State - INDIVIDUAL GAME HIGHS

POINTS.....	26	Rhodes, Charles vs Mississippi (01-26-08)
	26	Rhodes, Charles at Texas A&M-Corpus Christi (12-21-07)
	25	Gordon, Jamont at Loyola Marymount (12-19-07)
	25	Gordon, Jamont vs Southeastern Louisiana (12-08-07)
	25	Rhodes, Charles vs Miami (OH) (11-25-07)
FIELD GOALS MADE.....	12	Rhodes, Charles vs Mississippi (01-26-08)
	11	Rhodes, Charles vs Miami (OH) (11-25-07)
FIELD GOAL ATT.....	19	Gordon, Jamont vs Lafayette (01-05-08)
	19	Gordon, Jamont vs Miami (FL) (12-13-07)
FG PCT (min 5 made).....	1.000 (5-5)	Varnado, Jarvis vs Lafayette (01-05-08)
	.875 (7-8)	Rhodes, Charles vs Southeastern Louisiana (12-08-07)
3 PT FG MADE.....	5	Gordon, Jamont vs Kentucky (01-15-08)
	5	Hansbrough, Ben vs Lafayette (01-05-08)
	5	Gordon, Jamont at Loyola Marymount (12-19-07)
	5	Stewart, Barry vs Miami (FL) (12-13-07)
3 PT FG ATTEMPTS.....	10	Hansbrough, Ben at South Alabama (12-15-07)
	9	Stewart, Barry vs Miami (FL) (12-13-07)
	9	Gordon, Jamont vs Clemson (11-15-07)
3-PT FG PCT (min 2 made).....	1.000 (3-3)	Turner, Phil at Texas A&M-Corpus Christi (12-21-07)
	1.000 (3-3)	Benock, Riley vs UT Martin (11-17-07)
	1.000 (2-2)	Johnson, Ravern at Texas A&M-Corpus Christi (12-21-07)
	1.000 (2-2)	Augustus, Kodi vs Southeastern Louisiana (12-08-07)
FREE THROWS MADE.....	8	Gordon, Jamont vs Southeastern Louisiana (12-08-07)
	6	Stewart, Barry at LSU (01-09-08)
	6	Varnado, Jarvis vs Lafayette (01-05-08)
	6	Rhodes, Charles at Texas A&M-Corpus Christi (12-21-07)
	6	Rhodes, Charles vs Murray State (12-01-07)
	6	Gordon, Jamont vs Miami (OH) (11-25-07)
	6	Gordon, Jamont vs Clemson (11-15-07)
FREE THROW ATT.....	10	Varnado, Jarvis vs Kentucky (01-15-08)
	10	Gordon, Jamont vs Southeastern Louisiana (12-08-07)
	10	Gordon, Jamont vs Clemson (11-15-07)
FT PCT (min 3 made).....	1.000 (6-6)	Rhodes, Charles vs Murray State (12-01-07)
	1.000 (5-5)	Stewart, Barry vs Missouri (12-30-07)
	1.000 (4-4)	Varnado, Jarvis vs Mississippi (01-26-08)
	1.000 (4-4)	Hansbrough, Ben vs UT Martin (11-17-07)
	1.000 (4-4)	Stewart, Barry vs Clemson (11-15-07)
	1.000 (4-4)	Gordon, Jamont vs Louisiana Tech (11-10-07)
	1.000 (3-3)	Gordon, Jamont vs Georgia (01-12-08)
REBOUNDS.....	17	Varnado, Jarvis at LSU (01-09-08)
	16	Varnado, Jarvis vs UT Martin (11-17-07)
ASSISTS.....	7	Gordon, Jamont vs Lafayette (01-05-08)
	7	Stewart, Barry vs Missouri (12-30-07)
	7	Gordon, Jamont at Loyola Marymount (12-19-07)
	7	Hansbrough, Ben at Loyola Marymount (12-19-07)
STEALS.....	4	Stewart, Barry vs Murray State (12-01-07)
	3	Varnado, Jarvis at Alabama (01-19-08)
	3	Turner, Phil at Loyola Marymount (12-19-07)
	3	Hansbrough, Ben at Loyola Marymount (12-19-07)
	3	Johnson, Brian at Loyola Marymount (12-19-07)
	3	Gordon, Jamont at Loyola Marymount (12-19-07)
	3	Varnado, Jarvis at South Alabama (12-15-07)
	3	Hansbrough, Ben at South Alabama (12-15-07)

	3	Rhodes, Charles vs Southeastern Louisiana (12-08-07)
	3	Rhodes, Charles vs UC Irvine (11-22-07)
BLOCKED SHOTS.....	10	Varnado, Jarvis vs Kentucky (01-15-08)
	10	Varnado, Jarvis vs Georgia (01-12-08)
	10	Varnado, Jarvis vs Miami (FL) (12-13-07)
TURNOVERS.....	6	Gordon, Jamont at Arkansas (01-30-08)
	6	Gordon, Jamont vs Lafayette (01-05-08)
	6	Gordon, Jamont vs Miami (FL) (12-13-07)
	6	Gordon, Jamont vs Clemson (11-15-07)
FOULS.....	5	Stewart, Barry at Arkansas (01-30-08)
	5	Hansbrough, Ben vs Missouri (12-30-07)
	5	Turner, Phil at South Alabama (12-15-07)
	5	Varnado, Jarvis at South Alabama (12-15-07)
	5	Rhodes, Charles vs Southeastern Louisiana (12-08-07)
	5	Varnado, Jarvis vs Southeastern Louisiana (12-08-07)
	5	Rhodes, Charles vs Southern Illinois (11-23-07)
	5	Varnado, Jarvis vs Clemson (11-15-07)
	5	Stewart, Barry vs Clemson (11-15-07)

Mississippi State Men's Basketball
Mississippi State High/Low Analysis (as of Jan 30, 2008)
All games

OPPONENT INDIVIDUAL GAME HIGHS

POINTS.....	39	Bennett, Demetric at South Alabama (12-15-07)
	30	BRAMOS, Michael vs Miami (OH) (11-25-07)
	29	McClinton, Jack vs Miami (FL) (12-13-07)
	28	Lawrence, Matt vs Missouri (12-30-07)
	27	Hudson, Lester vs UT Martin (11-17-07)
FIELD GOALS MADE.....	14	Bennett, Demetric at South Alabama (12-15-07)
	11	McClinton, Jack vs Miami (FL) (12-13-07)
FIELD GOAL ATT.....	23	Weddle, Marquis vs UT Martin (11-17-07)
	22	McClinton, Jack vs Miami (FL) (12-13-07)
	22	Hudson, Lester vs UT Martin (11-17-07)
FG PCT (min 5 made).....	.833 (5-6)	Joshua Bone vs Southern Illinois (11-23-07)
	.824 (14-17)	Bennett, Demetric at South Alabama (12-15-07)
3 PT FG MADE.....	6	Lawrence, Matt vs Missouri (12-30-07)
	6	Bennett, Demetric at South Alabama (12-15-07)
3 PT FG ATTEMPTS.....	12	Hudson, Lester vs UT Martin (11-17-07)
	11	Lawrence, Matt vs Missouri (12-30-07)
3-PT FG PCT (min 2 made).....	1.000 (6-6)	Bennett, Demetric at South Alabama (12-15-07)
	1.000 (3-3)	Reynolds, Justin at Texas A&M-Corpus Christi (12-21-07)
FREE THROWS MADE.....	9	BRAMOS, Michael vs Miami (OH) (11-25-07)
	9	Randal Falker vs Southern Illinois (11-23-07)
FREE THROW ATT.....	11	BRAMOS, Michael vs Miami (OH) (11-25-07)
	10	Abdullah, Bilal vs Lafayette (01-05-08)
	10	Randal Falker vs Southern Illinois (11-23-07)
	10	Gibson, Kyle vs Louisiana Tech (11-10-07)
FT PCT (min 3 made).....	1.000 (8-8)	Bradley, Ramel vs Kentucky (01-15-08)
	1.000 (8-8)	Stitt, Demontez vs Clemson (11-15-07)
	1.000 (7-7)	DEADWILER, Shawn at Loyola Marymount (12-19-07)
	1.000 (6-6)	Thornton, Marcus at LSU (01-09-08)
	1.000 (5-5)	Hudson, Lester vs UT Martin (11-17-07)
	1.000 (4-4)	Ervin, Gary at Arkansas (01-30-08)
	1.000 (4-4)	Townes, Darian at Arkansas (01-30-08)
	1.000 (4-4)	Curtis, Dwayne vs Mississippi (01-26-08)
	1.000 (4-4)	Asbury, Brian vs Miami (FL) (12-13-07)
	1.000 (4-4)	Sullivan, Patrick vs Southeastern Louisiana (12-08-07)
	1.000 (4-4)	Matt Shaw vs Southern Illinois (11-23-07)
	1.000 (4-4)	Bryan Mullins vs Southern Illinois (11-23-07)
	1.000 (4-4)	Rivers, K.C. vs Clemson (11-15-07)
	1.000 (3-3)	Perkins, Kevin at Texas A&M-Corpus Christi (12-21-07)
	1.000 (3-3)	Green, Kevyn vs Southeastern Louisiana (12-08-07)
	1.000 (3-3)	Grant, Jerai vs Clemson (11-15-07)
REBOUNDS.....	15	Gibson, Kyle vs Louisiana Tech (11-10-07)
	12	Coleman, DeAndre at South Alabama (12-15-07)
ASSISTS.....	10	DIERKERS, Tyler vs Miami (OH) (11-25-07)
	8	Bryan Mullins vs Southern Illinois (11-23-07)
STEALS.....	6	Bryan Mullins vs Southern Illinois (11-23-07)
	5	ZIRI, Jon at Loyola Marymount (12-19-07)
	5	Nance, Tavaris vs Southeastern Louisiana (12-08-07)
BLOCKED SHOTS.....	4	Graham, Jimmy vs Miami (FL) (12-13-07)
	3	Hendrix, Richard at Alabama (01-19-08)
	3	Abdullah, Bilal vs Lafayette (01-05-08)
	3	Reynolds, Justin at Texas A&M-Corpus Christi (12-21-07)
	3	Williams, Marvin vs Murray State (12-01-07)
TURNOVERS.....	7	Hendrix, Richard at Alabama (01-19-08)
	5	Bradley, Ramel vs Kentucky (01-15-08)
	5	Detmer, Ted vs Lafayette (01-05-08)

FOULS.....

5 Betley, Matt vs Lafayette (01-05-08)
5 SUTTON, Terron at Loyola Marymount (12-19-07)
5 Span, Warrell vs Southeastern Louisiana (12-08-07)
5 Green, Kevyn vs Southeastern Louisiana (12-08-07)
5 Robinson, Gerald vs UT Martin (11-17-07)
5 Stitt, Demontez vs Clemson (11-15-07)
5 Stevenson, Perry vs Kentucky (01-15-08)
5 Humphrey, Billy vs Georgia (01-12-08)
5 Carroll, DeMarre vs Missouri (12-30-07)
5 Hannah, Stefhon vs Missouri (12-30-07)
5 JOHNSON, Orlando at Loyola Marymount (12-19-07)
5 Davis, Brandon at South Alabama (12-15-07)
5 POLLITZ, Eric vs Miami (OH) (11-25-07)

2007-08 MISSISSIPPI STATE BASKETBALL RESULTS (14-6, 5-1 SEC)

<u>Date (TV)</u>	<u>Opponent (MSU Rank/Opp Rank)</u>	<u>Score</u>	<u>+/-</u>	<u>W</u>	<u>L</u>	<u>Overall Record</u>	<u>SEC Record</u>	<u>Attend</u>	<u>Leading Scorer</u>	<u>Leading Rebounder</u>
11-10	LOUISIANA TECH (NR/NR)	75-45	+30	W		1-0		10,153	Gordon - 21	Stewart - 11
11-15 (FSN/SUN)	CLEMSON (NR/NR)	82-84	-2		L	1-1		9,950	Gordon - 23	Varnado, Gordon - 12
11-17	UT MARTIN (NR/NR)	86-70	+16	W		2-1		9,950	Hansbrough - 20	Varnado - 16
11-22 (ESPNU)	#UC Irvine (NR/NR)	68-53	+15	W		3-1		1,387	Stewart - 18	Rhodes - 11
11-23 (ESPN2)	#Southern Illinois (NR/#18)	49-63	-14		L	3-2		1,447	Gordon - 20	Varnado - 7
11-25 (ESPN2)	#Miami [OH] (NR/NR)	60-67	-7		L	3-3		2,447	Rhodes - 25	Rhodes - 10
12-1	MURRAY STATE (NR/NR)	78-61	+17	W		4-3		7,787	Rhodes - 22	Varnado - 7
12-8 (CSS)	SOUTHEASTERN LOUISIANA (NR/NR)	84-59	+25	W		5-3		7,719	Gordon - 25	Rhodes, Gordon - 7
12-13 (FSN/SUN)	MIAMI [FL] (NR/NR)	58-64	-6		L	5-4		7,912	Gordon, Stewart - 18	Gordon - 9
12-15 (CSS)	*at South Alabama (NR/NR)	67-71	-4		L	5-5		6,731	Turner - 17	Gordon - 13
12-19	at Loyola Marymount	85-54	+31	W		6-5		1,005	Gordon - 25	Rhodes - 10
12-21 (CSS)	at Texas A&M-Corpus Christi (NR/NR)	95-70	+25	W		7-5		2,051	Rhodes - 26	Rhodes - 10
12-30 (SS)	MISSOURI (NR/NR)	87-75	+12	W		8-5		8,249	Stewart - 24	Turner - 10
1-5	*Lafayette (NR/NR)	77-53	+24	W		9-5		3,044	Hansbrough - 17	Varnado - 12
1-9	at LSU (NR/NR)	61-39	+22	W		10-5	1-0	7,843	Gordon, Varnado - 13	Varnado - 17
1-12 (RS)	GEORGIA (NR/NR)	60-49	+11	W		11-5	2-0	8,713	Gordon - 15	Three players - 9
1-15 (ESPN)	KENTUCKY (NR/NR)	69-64	+5	W		12-5	3-0	9,862	Gordon - 24	Varnado - 12
1-19 (RS)	at Alabama (NR/NR)	66-56	+10	W		13-5	4-0	11,290	Gordon - 24	Rhodes - 9
1-26 (FSN/SUN)	MISSISSIPPI (NR/#15)	88-68	+20	W		14-5	5-0	10,421	Rhodes - 26	Varnado - 8
1-30 (RS)	at Arkansas (#25/NR)	58-78	-20		L	14-6	5-1	17,927	Gordon - 24	Rhodes - 15

- Anaheim Classic (Anaheim, CA); * - Coors Classic (Mobile, AL); ^ - at Jackson, Miss. (Mississippi Coliseum)

MISCELLANEOUS MSU INDIVIDUAL STATISTICS

Games Scoring in Double Figures: Gordon 19, Rhodes 14, Stewart 11, Hansbrough 7, Varnado 5, Turner 4, Benock 2, B. Johnson 1, R. Johnson 1.

Games Scoring 20+ Points: Gordon 9, Rhodes 4, Stewart 1, Hansbrough 1.

Games Scoring 30+ Points: --

Games Rebounding in Double Figures: Varnado 6, Rhodes 5, Gordon 2, Stewart 1, Turner 1.

Games with Double Figures in Assists: --

Games with Double Figures in Points & Rebounds/Assists/Blocks: Rhodes 5, Varnado 3 (1 triple-double), Gordon 1, Stewart 1, Turner 1.

Games as Team's High Scorer (or co-leader): Gordon 11, Rhodes 4, Stewart 3, Hansbrough 2, Varnado 1, Turner 1.

Games as Team's High Rebounder (or co-leader): Varnado 9, Rhodes 7, Gordon 5, Turner 2, Stewart 1.

Games as Team's Leader in Assists (or co-leader): Gordon 15, Stewart 6, Hansbrough 5, Turner 1, Benock 1.

MISSISSIPPI STATE'S RECORD WHEN...

MSU leads at halftime	14-2
MSU trails at halftime	0-4
MSU is tied at halftime	0-0
MSU shoots 45% or better from field	9-0
MSU shoots less than 45% from field	5-6
MSU opponent shoots less than 45% from field	13-4
MSU opponent shoots 45% or better from field	1-2
MSU outrebounds (or ties) the opponent	12-4
MSU is outrebounded by the opponent	2-2
MSU commits fewer turnovers than opponent	6-1
MSU commits more turnovers than opponent	8-5
MSU commits same number of turnovers as opponent	0-0
MSU wins the opening tip-off	11-3
MSU loses the opening tip-off	3-3
MSU holds opponent to 65 points or less	10-2
MSU is involved in games decided by 5 points or less	1-2

MSU'S RECORD BY STARTING LINEUP

Gordon, Hansbrough, Rhodes, Stewart, Varnado	7-4
Gordon, Hansbrough, Stewart, Turner, Varnado	4-1
Gordon, Rhodes, Stewart, Turner, Varnado	3-1

MISCELLANEOUS MSU WIN-LOSS RECORDS

All Games	14-6
Home Games	8-2
Road Games	4-2
Neutral-site Games	2-2
Non-SEC Games	9-5
Non-SEC Home Games	5-2
Non-SEC Road Games	2-1
Non-SEC Neutral Games	2-2
SEC Regular Season	5-1
SEC Home Games	3-0
SEC Road Games	2-1
SEC Western Division	3-1
SEC Eastern Division	2-0
SEC Tournament Games	0-0
In-season Tournament Games	1-2
November Games	3-3
December Games	5-2
January Games	6-1
February Games	0-0
March Games	0-0
Monday Games	0-0
Tuesday Games	1-0
Wednesday Games	2-1
Thursday Games	1-2
Friday Games	1-1
Saturday Games	8-1
Sunday Games	1-1
Overtime Games	0-0
Television Games	8-6
vs. Ranked Opponents	1-1

Largest Lead Surrendered in Loss:
13 at South Alabama (57-44)

Largest Halftime Lead Surrendered in Loss:
2 at South Alabama (32-30)

Largest Deficit Overcome in Win:
6 vs Missouri (20-14) & at Texas A&M-Corpus Christi (15-9)

Largest Halftime Deficit Overcome in Win:
--

Largest Lead At Any Time:
36 vs Louisiana Tech (75-39)

Largest Deficit At Any Time:
20 at Arkansas (78-58)

Largest Lead Surrendered in Loss:
4 at Arkansas (11-7)

Largest Halftime Lead Surrendered in Loss:
--

Largest Deficit Overcome in Win:
5 vs Kentucky (5-0)

Largest Halftime Deficit Overcome in Win:
--

Largest Lead At Any Time:
22 vs Mississippi-H (88-66) & at LSU (61-39)

Largest Deficit At Any Time:
20 at Arkansas (78-58)

Charles Rhodes	37
Jarvis Varnado	21
Jamont Gordon	11
Brian Johnson	8
Ravern Johnson	3
Barry Stewart	2
Phil Turner	1
TEAM TOTAL	83

Charles Rhodes	8
Jarvis Varnado	7
Jamont Gordon	6
Brian Johnson	1
<i>TEAM TOTAL</i>	<i>22</i>

Jamont Gordon	4
Barry Stewart	3
Elgin Bailey	2
Brian Johnson	1
Charles Rhodes	1
<i>TEAM TOTAL</i>	<i>11</i>

Jamont Gordon	1
Barry Stewart	1
Elgin Bailey	1
Charles Rhodes	1
TEAM TOTAL	4

All games*: 145,888 in 20 games -- 7,294 per game
Home games*: 90,716 in 10 games -- 9,072 per game
Away games: 46,847 in 6 games --7,808 per game
Neutral-site games: 8,325 in 4 games -- 2,081 per game
* - Home attendance based on total tickets sold/distributed

All games*: 66,056 in 6 games -- 11,009 per game
Home games*: 28,996 in 3 games -- 9,665 per game
Away games: 37,060 in 3 games -- 12,353 per game
Neutral-site games: --
* - Home attendance based on total tickets sold/distributed

Diff.	1	2	3	4	5	6	7	8	9	10	11	12	13	14	15	16	17	18	19	20	21+
Won					1					1	1	1			1	1	1			1	6
Lost		1		1		1	1							1						1	

[illegible]

2007-08 MISSISSIPPI STATE BASKETBALL SUPERLATIVES

TEAM SUPERLATIVES

	<i>MSU High</i>	<i>MSU Low</i>	<i>Opponent High</i>	<i>Opponent Low</i>
Points Scored	.95 vs Texas A&M-Corpus Christi	49 vs Southern Illinois	84 by Clemson	39 by LSU-A
Points, 1st Half	.51 vs Texas A&M-Corpus Christi	24 vs Miami [OH]	43 by Arkansas-A	14 by Louisiana Tech
Points, 2nd Half	.50 vs Mississippi-H & Clemson	21 vs Southern Illinois	45 by Clemson	19 by UC Irvine
Scoring Margin	..+31 vs Loyola Marymount (85-54)	-20 vs Arkansas-A (58-78)	+20 by Arkansas-A (78-58)	-31 by Loyola Marymount (54-85)
FG Made	..34 vs Mississippi-H & LMU	18 vs Southern Illinois	28 by Mississippi-H	14 by LSU-A
FG Attempted	..71 vs Louisiana Tech	42 vs Southern Illinois	78 by UT Martin	44 by Alabama-A
FG Percentage	..58.6 vs LMU (34-58)	37.7 vs USA & UM [FL] (23-61)	49.1 by South Alabama (26-53)	21.2 by LSU-A (14-66)
3-pt FG Made	..12 vs Alabama-A	3 vs Miami [OH]	11 by TAMUCC & UT Martin	1 by Southeastern Louisiana
3-pt FG Attempted	..30 vs South Alabama	15 vs Murray State	36 by UT Martin	11 by Southeastern Louisiana
3-pt FG Percentage	..56.3 vs A&M-Corpus Christi (9-16)	18.8 vs Miami [OH] (3-16)	58.8 by South Alabama (10-17)	9.1 by Southeastern Louisiana (1-11)
FT Made	..22 vs Texas A&M-Corpus Christi	4 vs Alabama-A	28 by Clemson	3 by Murray State
FT Attempted	..33 vs Kentucky	9 vs Southern Illinois	38 by Clemson	4 by Murray State
FT Percentage	..78.3 vs Murray State (18-23)	30.8 vs Alabama-A & LMU	94.4 by Southern Illinois (17-18)	42.9 by South Alabama (9-21)
Rebounds	..51 vs Clemson	29 vs Southern Illinois	52 by Louisiana Tech	24 by Southeastern La. & SIU
Off. Rebounds	..21 vs Clemson	7 vs Georgia	21 by three teams	6 by Southeastern La. & SIU
Def. Rebounds	..38 vs UT Martin	20 vs Southern Illinois	37 by Louisiana Tech	16 by TAMUCC & Murray State
Rebound Margin	..+15 vs TAMUCC & SLU	-6 vs Arkansas-A & La. Tech	+6 by Arkansas-A & La. Tech	-15 by TAMUCC & SLU
Assists	..25 vs Loyola Marymount	5 vs Arkansas-A	19 by Missouri	4 by LSU-A
Turnovers	..25 vs UT Martin	4 vs Louisiana Tech	23 by Loyola Marymount	6 by Mississippi-H
Blocked Shots	..16 vs Georgia	3 vs Alabama-A & Southern Ill.	7 by Alabama-A	0 by Loyola Marymount
Steals	..14 vs Loyola Marymount	2 vs Kentucky	13 by Loyola Marymount	0 by Texas A&M-Corpus Christi
Personal Fouls	..28 vs Clemson	10 vs Murray State	29 by Missouri	12 by Miami [FL]
Dunks	..7 vs UT Martin	1 vs Arkansas-A & UC Irvine		

INDIVIDUAL SUPERLATIVES

	<i>MSU Player High</i>	<i>Opponent Player High</i>
Points Scored	..26 by Charles Rhodes vs Mississippi-H & TAMUCC	39 by Demetric Bennett (South Alabama)
Field Goals Made	..12 by Charles Rhodes vs Mississippi-H	14 by Demetric Bennett (South Alabama)
Field Goals Attempted	..19 by Jamont Gordon vs Lafayette & Miami [FL]	23 by Marquis Weddle (UT Martin)
Field Goal Pct. (min 10 FGA)	..85.7 by Charles Rhodes vs Mississippi-H (12-14)	82.4 by Demetric Bennett (South Alabama; 14-17)
3-Point Field Goals Made	..5 by Barry Stewart vs Miami [FL]; 5 by Jamont Gordon vs Kentucky & LMU; 5 by Ben Hansbrough vs Lafayette	6 by Demetric Bennett (South Alabama); 6 by Matt Lawrence (Missouri)
3-Point Field Goals Attempted	..10 by Ben Hansbrough vs South Alabama	12 by Lester Hudson (UT Martin)
3-Point Field Goal Pct. (min 5 FGA)	..80.0 by Riley Benock vs Mississippi-H (4-5)	100.0 by Demetric Bennett (South Alabama; 6-6)
Free Throws Made	..8 by Jamont Gordon vs Southeastern Louisiana	9 by Randal Falker (Southern Illinois); 9 by Michael Bramos (Miami [OH])
Free Throws Attempted	..10 by Jamont Gordon vs Southeastern La. & Clemson; 10 by Jarvis Varnado vs Kentucky	11 by Michael Bramos (Miami [OH])
Free Throw Pct. (min 8 FTA)	..80.0 by Jamont Gordon vs Southeastern La. (8-10)	100.0 by Demontez Stitt (Clemson; 8-8); 100.0 by Ramel Bradley (Kentucky; 8-8)
Rebounds	..17 by Jarvis Varnado vs LSU-A	15 by Kyle Gibson (Louisiana Tech)
Offensive Rebounds	..6 by Jarvis Varnado vs Clemson	7 by Dwayne Curtis (Mississippi-H)
Defensive Rebounds	..13 by Jarvis Varnado vs UT Martin	13 by Kyle Gibson (Louisiana Tech)
Assists	..7 by Jamont Gordon vs Lafayette & Loyola M'mount; 7 by Ben Hansbrough vs Loyola Marymount; 7 by Barry Stewart vs Missouri	10 by Tyler Dierkers (Miami [OH])
Turnovers	..6 by Jamont Gordon vs four teams	7 by Richard Hendrix (Alabama-A)
Blocked Shots	..10 by Jarvis Varnado vs three teams	4 by Jimmy Graham (Miami [FL])
Steals	..4 by Barry Stewart vs Murray State	6 by Bryan Mullins (Southern Illinois)

2007-08 MISSISSIPPI STATE GAME-BY-GAME TEAM STATISTICS

<u>Opponent</u>	<u>Score</u>	<u>1H/2H/OT</u>	<u>FGM-FGA</u>	<u>Pct</u>	<u>3GM-3GA</u>	<u>Pct</u>	<u>FTM-FTA</u>	<u>Pct</u>	<u>OR-DR-TR</u>	<u>PF-D</u>	<u>A</u>	<u>TO</u>	<u>BS</u>	<u>ST</u>
Louisiana Tech	45	14/31	17-62	.274	6-20	.300	5-10	.500	15-37-52	18-0	7	22	3	3
@Mississippi State	75	30/45	27-71	.380	8-25	.320	13-20	.650	12-34-46	13-0	13	4	10	6
Clemson	84	39/45	24-70	.343	8-21	.381	28-38	.737	21-21-42	22-0	14	13	3	9
@Mississippi State	82	32/50	28-64	.438	7-24	.292	19-31	.613	21-30-51	28-2	10	19	10	5
UT Martin	70	30/40	25-78	.321	11-36	.306	9-14	.643	19-19-38	21-0	11	14	1	9
@Mississippi State	86	41/45	33-60	.550	10-22	.455	10-16	.625	12-38-50	14-0	21	25	9	6
Mississippi State#	68	41/27	24-55	.436	7-18	.389	13-20	.650	12-31-43	17-0	13	17	5	6
UC Irvine	53	34/19	19-54	.352	3-17	.176	12-18	.667	9-22-31	21-0	11	13	1	7
Mississippi State#	49	28/21	18-42	.429	7-20	.350	6-9	.667	9-20-29	18-1	11	21	3	5
Southern Illinois	63	32/31	20-45	.444	6-17	.353	17-18	.944	6-18-24	17-0	15	12	2	9
Mississippi State#	60	24/36	24-54	.444	3-16	.188	9-13	.692	13-23-36	18-0	10	15	8	4
Miami [OH]	67	29/38	24-52	.462	5-12	.417	14-23	.609	9-20-29	15-1	18	7	1	5
Murray State	61	24/37	27-62	.435	4-15	.267	3-4	.750	13-16-29	18-0	9	15	4	9
@Mississippi State	78	39/39	28-54	.519	4-15	.267	18-23	.783	14-22-36	10-0	13	14	7	11
Southeastern Louisiana	59	27/32	23-54	.426	1-11	.091	12-15	.800	6-18-24	17-0	7	22	2	11
@Mississippi State	84	41/43	32-61	.525	7-18	.389	13-19	.684	13-26-39	15-2	10	21	6	11
Miami [FL]	64	27/37	23-66	.348	8-20	.400	10-12	.833	13-30-43	12-0	8	9	6	3
@Mississippi State	58	28/30	23-61	.377	6-24	.250	6-10	.600	9-31-40	14-0	10	10	12	4
Mississippi State*	67	32/35	23-61	.377	9-30	.300	12-24	.500	16-26-42	24-2	16	16	7	13
@South Alabama	71	30/41	26-53	.491	10-17	.588	9-21	.429	10-29-39	20-1	17	18	1	8
Mississippi State	85	40/45	34-58	.586	9-23	.391	8-26	.308	13-33-46	20-0	25	22	12	14
@Loyola Marymount	54	22/32	19-57	.333	3-15	.200	13-20	.650	10-22-32	22-1	13	23	0	13
Mississippi State	95	51/44	32-63	.508	9-16	.563	22-32	.688	19-25-44	19-0	18	10	6	8
@A&M-Corpus Christi	70	40/30	21-55	.382	11-24	.458	17-22	.773	13-16-29	22-0	10	14	6	0
Missouri	75	38/37	27-62	.435	9-27	.333	12-21	.571	13-20-33	29-2	19	12	3	6
@Mississippi State	87	41/46	31-60	.517	5-21	.238	20-30	.667	16-27-43	19-1	18	14	7	5
Lafayette	53	25/28	19-72	.264	6-25	.240	9-15	.600	21-23-44	17-0	8	16	4	9
Mississippi State^	77	37/40	27-62	.435	9-27	.333	14-21	.667	14-34-48	14-0	15	17	10	8
Mississippi State	61	25/36	24-50	.480	4-18	.222	9-17	.529	11-36-47	15-0	11	17	10	5
@LSU	39	19/20	14-66	.212	2-17	.118	9-13	.692	17-19-36	14-0	4	9	4	6
Georgia	49	24/25	16-65	.246	3-17	.176	14-22	.636	16-28-44	21-1	6	14	1	11
@Mississippi State	60	27/33	22-53	.415	4-20	.200	12-19	.632	7-34-41	17-0	10	16	16	6
Kentucky	64	27/37	23-60	.383	7-20	.350	11-12	.917	11-22-33	20-1	12	10	5	7
@Mississippi State	69	32/37	22-51	.431	8-22	.364	17-33	.515	14-26-40	13-0	13	13	15	2
Mississippi State	66	33/33	25-54	.463	12-26	.462	4-13	.308	13-21-34	20-0	13	12	3	7
@Alabama	56	28/28	20-44	.455	2-14	.143	14-24	.583	9-20-29	14-0	16	17	7	7
Mississippi	68	31/37	28-76	.368	4-17	.235	8-12	.667	21-18-39	17-0	8	6	5	6
@Mississippi State	88	38/50	34-60	.567	7-19	.368	13-19	.684	11-29-40	13-0	15	11	8	4
Mississippi State	58	28/30	20-49	.408	6-19	.316	12-17	.706	10-25-35	23-1	5	22	8	5
@Arkansas	78	43/35	22-61	.361	9-24	.375	25-30	.833	17-24-41	17-0	11	12	4	7

- Anaheim Classic (Anaheim, CA); * - Coors Classic (Mobile, AL); ^ - at Jackson, Miss. (Mississippi Coliseum)

2007-08 MISSISSIPPI STATE INDIVIDUAL GAME-BY-GAME STATS

INDIVIDUAL GAME-BY-GAME POINTS, REBOUNDS, ASSISTS, BLOCKS & STEALS

<u>Opponent</u>	<u>Augustus</u>	<u>Bailey</u>	<u>Begley</u>	<u>Benock</u>	<u>Bolen</u>	<u>Bryant</u>	<u>Gordon</u>	<u>Hansbrough</u>
LOUISIANA TECH	0-2-0-0-0	2-1-0-0-0	0-0-0-0-0	3-1-0-0-0	0-1-0-0-0	0-0-0-0-0	*21-5-3-0-2	*11-3-3-1-1
CLEMSON	DNP	2-1-0-0-0	DNP	0-0-0-0-1	DNP	DNP	*23-12-3-0-1	*6-2-3-0-1
UT MARTIN	0-0-0-1-0	4-2-0-0-1	0-1-0-0-0	10-2-4-0-0	0-0-0-0-0	2-1-0-0-0	*10-4-6-2-1	*20-5-3-0-1
UC Irvine#	0-0-0-0-0	0-0-0-0-0	DNP	0-1-1-0-0	DNP	DNP	*15-6-4-2-1	*13-4-1-0-0
Southern Illinois#	DNP	0-1-0-0-0	DNP	DNP	DNP	DNP	*20-4-2-0-0	*5-3-6-0-1
Miami [OH]#	DNP	DNP	DNP	0-1-0-0-0	DNP	DNP	*18-6-4-2-2	*6-2-1-0-1
MURRAY STATE	3-1-0-0-0	3-3-0-1-1	0-0-0-0-0	2-2-1-0-0	0-0-0-0-0	0-0-0-0-0	*15-4-4-0-1	*9-2-2-0-2
SOUTHEASTERN LA.	8-6-0-0-0	2-4-1-0-1	0-0-0-0-0	3-4-1-0-1	0-0-0-0-0	2-0-0-0-0	*25-7-4-1-1	*10-3-1-0-1
MIAMI [FL]	DNP	DNP	DNP	0-1-0-0-0	DNP	DNP	*18-9-5-0-0	*0-4-2-0-0
@South Alabama*	DNP	0-0-0-0-0	DNP	0-0-0-0-0	DNP	DNP	*7-13-5-0-2	*16-5-1-0-3
@Loyola Marymount	3-2-2-0-1	1-5-0-0-0	DNP	3-2-0-0-0	0-0-0-0-0	DNP	*25-3-7-0-3	*8-3-7-0-3
@A&M-Corpus Christi	0-0-0-0-0	5-5-0-1-0	DNP	3-0-3-0-1	1-1-0-0-0	DNP	*13-2-5-0-2	*7-6-1-0-1
MISSOURI	0-0-0-0-0	0-0-0-0-0	DNP	1-0-0-0-0	DNP	DNP	*20-8-5-2-0	*15-8-4-0-1
Lafayette^	0-1-0-1-0	0-2-0-0-0	0-0-0-0-0	0-0-2-1-1	0-0-0-0-0	DNP	*15-7-7-0-1	*17-4-4-0-1
@LSU	2-0-0-0-0	2-1-0-1-0	0-0-0-0-0	3-0-0-0-0	0-2-0-0-0	DNP	*13-6-1-2-1	*7-7-4-0-1
GEORGIA	DNP	DNP	DNP	6-1-1-0-0	DNP	DNP	*15-9-2-2-0	*6-2-2-0-1
KENTUCKY	DNP	1-1-0-0-0	0-0-0-0-0	0-1-0-1-0	DNP	DNP	*24-9-5-1-0	DNP
@Alabama	DNP	0-4-0-0-1	DNP	3-0-1-0-0	DNP	DNP	*24-4-5-1-1	9-1-0-0-0
MISSISSIPPI	0-0-0-1-0	8-3-0-2-0	0-0-0-0-0	12-1-1-0-0	0-0-0-0-0	0-0-0-0-0	*13-1-6-1-2	DNP
@Arkansas	DNP	0-0-0-0-0	DNP	0-0-2-1-0	DNP	DNP	*24-4-1-0-1	DNP

<u>Opponent</u>	<u>Lupe</u>	<u>B. Johnson</u>	<u>R. Johnson</u>	<u>Rhodes</u>	<u>Stewart</u>	<u>Turner</u>	<u>Varnado</u>
LOUISIANA TECH	0-0-0-0-0	4-2-0-0-0	0-1-0-0-0	*17-7-2-2-1	*13-11-3-1-0	0-4-2-0-2	*4-5-0-6-0
CLEMSON	DNP	10-3-0-0-0	DNP	*17-6-1-4-0	*12-6-2-0-2	5-4-1-0-0	*7-12-0-6-0
UT MARTIN	0-0-0-0-0	0-4-0-0-0	2-0-0-0-0	*15-5-2-3-1	*9-4-4-0-2	6-0-1-0-0	*8-16-1-3-0
UC Irvine#	DNP	6-5-1-0-0	0-0-0-0-0	*11-11-1-1-3	*18-6-2-0-0	3-2-2-0-2	*2-6-1-2-0
Southern Illinois#	DNP	2-2-0-0-0	DNP	*4-6-0-0-0	*9-3-3-1-1	3-1-0-0-1	*6-7-0-2-2
Miami [OH]#	DNP	4-3-0-1-0	DNP	*25-10-1-0-1	*5-3-4-0-0	0-3-0-0-0	*2-6-0-5-0
MURRAY STATE	0-0-0-0-0	6-4-1-1-1	0-0-0-0-0	*22-5-2-2-0	*14-5-2-0-4	2-1-0-0-1	*2-7-1-3-1
SOUTHEASTERN LA.	0-1-0-0-0	2-0-0-0-0	1-0-1-0-1	*16-7-0-1-3	*6-1-2-0-2	1-0-0-0-1	*8-3-0-4-0
MIAMI [FL]	DNP	2-2-0-1-2	DNP	*10-7-1-1-0	*18-4-1-0-1	2-0-0-0-1	*8-7-1-10-0
@South Alabama*	DNP	DNP	0-0-0-0-0	10-4-0-0-1	*8-6-6-0-2	*17-4-3-1-2	*9-10-1-6-3
@Loyola Marymount	0-0-0-0-0	2-6-0-1-3	6-3-2-1-0	*14-10-1-1-0	*10-5-5-0-1	3-1-0-0-3	*10-6-1-9-0
@A&M-Corpus Christi	0-0-0-0-0	0-4-0-3-0	6-2-1-0-0	*26-10-1-1-1	*19-2-4-0-1	13-3-2-1-2	*2-7-1-0-0
MISSOURI	DNP	2-2-0-0-0	4-0-0-0-0	DNP	*24-4-7-0-2	*12-10-2-0-2	*9-8-0-5-0
Lafayette^	0-1-0-0-0	4-4-0-0-2	11-3-0-1-0	DNP	*6-3-1-0-1	*8-8-1-2-1	*16-12-0-5-1
@LSU	0-1-0-0-0	0-0-0-0-0	6-3-0-0-0	DNP	*11-6-5-0-1	*4-3-1-0-2	*13-17-0-7-0
GEORGIA	DNP	0-1-1-0-0	0-1-0-0-0	8-3-0-2-1	*9-5-2-0-2	*7-9-2-2-2	*9-9-0-10-0
KENTUCKY	DNP	2-2-0-1-0	0-1-0-1-0	*12-3-2-1-1	*9-4-4-0-1	*11-4-1-0-0	*10-12-1-10-0
@Alabama	DNP	0-2-0-1-0	2-1-1-0-0	*5-9-0-1-0	*16-1-3-0-2	*3-2-3-0-0	*4-6-0-0-3
MISSISSIPPI	0-1-0-0-0	2-3-3-0-1	3-0-0-0-0	*26-6-1-0-0	*12-4-3-0-1	*0-6-0-0-0	*12-8-1-4-0
@Arkansas	DNP	4-4-0-0-1	5-1-0-0-0	*11-15-1-3-0	*7-1-0-0-1	*6-3-1-0-1	*1-6-0-4-1

- Anaheim Classic (Anaheim, CA); * - Coors Classic (Mobile, AL); ^ - at Jackson, Miss. (Mississippi Coliseum)