

# MISSISSIPPI STATE 2008-09 MEN'S BASKETBALL

Game #23: Mississippi State (15-7, 5-2) vs Arkansas (13-7, 1-6)

Saturday, February 7, 2009 • 2 P.M. • Starkville, MS

Humphrey Coliseum (10,500) • TV: Raycom

TV Talent: Dave Baker, Barry Booker

XM Radio: Channel 199

Mississippi State Athletic Media Relations • PO Box 5308 • MSU, MS 39762  
Men's Basketball SID: Gregg Ellis (662.325.3595; gellis@athletics.msstate.edu)



## 2008-09 MSU RESULTS (15-7)

DATE	OPPONENT (TV)	SCORE/TIME
Nov. 15	CENTENARY	W 77-55
Nov. 17	UL MONROE	W 78-49
Nov. 19	*NORTH ALABAMA	W 102-61
Nov. 22	#FAIRLEIGH DICKINSON	W 84-58
Nov. 25	at St. Bonaventure	W 76-71
Nov. 28	*Washington State (HDNet)	L 63-52
Nov. 29	*Texas Tech (HDNet)	L 77-73
Dec. 6	ALABAMA STATE	W 76-67
Dec. 10	CHARLOTTE	L 70-64
Dec. 13	SOUTH ALABAMA	W 79-60
Dec. 18	!Cincinnati (ESPN2)	L 75-63
Dec. 22	*Nicholls State	W 74-68
Dec. 30	SAN DIEGO (FSN)	L 64-61 ot
Jan. 3	HOUSTON (CSS)	W 82-65
Jan. 5	WESTERN KENTUCKY (CSS)	W 95-67
Jan. 10	at Arkansas (FSN)	W 70-56
Jan. 14	ALABAMA	W 83-74
Jan. 17	VANDERBILT (FSN)	W 73-66
Jan. 21	at LSU	L 81-57
Jan. 24	at Georgia (ESPN2)	W 67-61
Jan. 31	OLE MISS (Raycom)	L 67-63
Feb. 3	at Kentucky (Raycom)	W 66-57
Feb. 7	ARKANSAS (Raycom)	2 p.m.
Feb. 11	LSU	7 p.m.
Feb. 14	at Auburn (FSN)	4 p.m.
Feb. 18	SOUTH CAROLINA	7 p.m.
Feb. 21	at Alabama	3 p.m.
Feb. 25	at Tennessee (Raycom)	8 p.m.
Feb. 28	AUBURN	5 p.m.
Mar. 4	FLORIDA	8 p.m.
Mar. 7	at Ole Miss	TBA
M. 12-15	+at SEC Tournament (Raycom/CBS)	TBA

# - Legends Classic, regional rounds (Starkville, Miss.)

^ - Legends Classic, championship rounds (Newark, N.J.)

! - SEC/Big East Challenge (Cincinnati, Ohio)

\* - at Jackson (Mississippi Coliseum)

+ - at Tampa, Fla. (St. Pete Times Forum)

## MSU-Kentucky Game Facts

### MISSISSIPPI STATE BULLDOGS

**Coach:** Rick Stansbury  
**Alma Mater:** (Campbellsville, 1982)  
**MSU Record:** 223-122 (11th year)  
**Career Record:** 223-122 (11th year)

### ARKANSAS RAZORBACKS

**Coach:** John Pelphrey  
**Alma Mater:** (Kentucky)  
**School Record:** 36-19 (2nd year)  
**Career Record:** 116-86 (7th year)

### SERIES INFORMATION

**Series Record:** Arkansas leads, 26-20  
**Last Meeting:** MSU won 70-56 @ Fayetteville (1-10-09)

## PROBABLE STARTERS & TOP SUBSTITUTES

### MISSISSIPPI STATE BULLDOGS (15-7, 5-2)

Pos.	No.	Name	Ht.	Wt.	Cl.	Hometown	PPG	RPG	APG	SPG	BPG
C	32	Jarvis Varnado	6-9	210	Jr.	Brownsville, TN	12.4	9.6	0.9	0.6	4.8
G	25	Phil Turner	6-3	170	So.	Grenada, MS	8.0	3.8	1.4	1.2	0.5
G	3	Dee Bost	6-2	170	Fr.	Concord, NC	9.8	3.1	4.4	1.5	0.0
G	22	Barry Stewart	6-3	170	Jr.	Shelbyville, TN	10.6	3.1	1.6	1.4	0.4
G	2	Ravern Johnson	6-7	175	So.	Lyon, MS	13.0	3.6	1.4	0.5	0.5
F	5	Romero Osby	6-8	230	Fr.	Meridian, MS	5.5	3.2	0.5	0.3	0.4
G	4	Twany Beckham	6-5	190	Fr.	Louisville, KY	2.2	1.5	1.5	0.5	0.1

### ARKANSAS RAZORBACKS (13-7, 1-6)

Pos.	No.	Name	Ht.	Wt.	Cl.	Hometown	PPG	RPG	APG	SPG	BPG
G	4	Courtney Fortson	5-11	180	Fr.	Montgomery, AL	14.6	5.4	6.5	1.2	0.1
G	14	Stefan Welsh	6-3	185	Jr.	Newport News, VA	12.5	3.6	2.3	1.1	0.1
G	15	Rotnei Clarke	6-0	184	Fr.	Verdigris, OK	10.8	2.0	1.1	0.7	0.0
F	00	Michael Washington	6-9	239	Jr.	McGehee, AR	17.2	9.9	0.9	0.8	1.4
F	01	Jason Henry	6-6	189	Fr.	West Memphis, AR	7.4	4.1	0.6	1.1	0.1
G	12	Marcus Britt	6-3	198	So.	Madison, AR	3.9	1.8	1.0	1.2	0.2
F	31	Michael Sanchez	6-8	236	Fr.	Springdale, AR	6.1	4.9	0.8	0.7	0.3

Officials: TBA

## BULLDOGS RETURN HOME LOOKING TO SWEEP RAZORBACKS

Riding the momentum of its impressive 66-57 win at Kentucky last week to collect its third SEC road win of the year, Mississippi State returns home at 2 p.m. on Saturday to face Arkansas in a game televised by Raycom. Earlier this season, the Bulldogs opened SEC play with a convincing 70-56 win against the Razorbacks in Fayetteville. MSU is currently second in the Western Division standings, a game behind LSU, the Bulldogs' next opponent on Wednesday at Humphrey Coliseum.

## MISSISSIPPI STATE RETIRES BAILEY HOWELL'S JERSEY

There's no name more synonymous with Mississippi State basketball than the legendary **Bailey Howell**. And at halftime on Saturday during MSU's game with Arkansas, his No. 52 jersey will be retired. During the ceremony, athletic officials will unveil a banner hanging from the rafters showcasing his No. 52. Howell, who resides in Starkville, was a two-time All-American and three-time, first-team All-SEC selection from 1957-59. He's second in the MSU record books with 2,030 points, while his 1,277 rebounds are tops. A first-round draft choice of the Detroit Pistons in 1959, he spent 12 years in the NBA and won two world titles with the Boston Celtics. In 1997, he was enshrined into the Basketball Hall of Fame.

## MSU HAS DOMINATED HOGS AT HOME

Mississippi State owns a 15-5 mark against Arkansas at home, but what stands out is its eight-game winning streak at the Hump against the Hogs. Arkansas hasn't won here since 2000. Those eight wins have been by an average of 15.6 points.

## BULLDOGS COMING OFF HISTORY-MAKING PERFORMANCE

This past Tuesday night, Mississippi State accomplished a feat it's never before experienced – beating Kentucky three times in a row. The win was also the Bulldogs' first at Rupp Arena against the Wildcats since 1995 and only their second since the facility opened in 1976. And with the win, MSU, which led from start to finish, became the first team from the Western Division to have three road victories this season.

## RAVERN JOHNSON BEST IN THE NATION

When it comes to draining 3-pointers, there's no one better than sophomore guard Ravern Johnson. He's connected on 58 of his 118 attempts beyond the arc for a nation-best 49.2 shooting percentage. Against Kentucky, he connected on five of his eight attempts from long range as the Bulldogs tied a school record with 14 made treys. In his last three games, he's made 14. Johnson's best outing came against Western Kentucky when he was 6-of-7 for a single-game, school-record 85.7 shooting percentage.

## Statistical Comparison MSU vs. Arkansas

<b>2008-09 Stats</b>	<b>MSU</b>	<b>UA</b>
2008-09 Record	15-7	13-7
Conference Record	5-2	1-6
Scoring	73.4	76.3
Scoring Defense	65.1	70.9
Scoring Margin	+8.3	+5.4
Field Goal Pct	45.2	45.1
Opp. Field Goal Pct.	38.0	42.5
3-Point FG Percentage	37.7	33.2
Opp. 3-Point FG Pct.	32.5	34.4
Free Throw Percentage	69.9	65.4
Opp. Free Throw Pct.	63.4	65.4
Rebounding Average	37.5	39.3
Opp. Rebounding Ave.	38.7	34.8
Rebound Margin	-1.1	+4.6
Turnovers	15.0	13.9
Turnover Margin	-0.7	+1.0
Assists	12.8	13.8
Steals	7.4	7.5
Blocked Shots	8.1	3.2

## Statistical Leaders MSU vs. Arkansas

<b>Scoring</b>			
<b>MSU</b>	<b>PPG</b>	<b>UA</b>	<b>PPG</b>
R. Johnson . . .	13.0	Washington . . . . .	17.2
Varnado . . . . .	12.4	Fortson . . . . .	14.6

<b>Rebounding</b>			
<b>MSU</b>	<b>RPG</b>	<b>UA</b>	<b>RPG</b>
Varnado . . . . .	9.6	Washington . . . . .	9.9
Turner . . . . .	3.8	Fortson . . . . .	5.4

<b>Assists</b>			
<b>MSU</b>	<b>APG</b>	<b>UA</b>	<b>APG</b>
Bost . . . . .	4.4	Fortson . . . . .	6.5
Stewart . . . . .	1.6	Welsh . . . . .	2.3

<b>Blocks</b>			
<b>MSU</b>	<b>BPG</b>	<b>UA</b>	<b>BPG</b>
Varnado . . . . .	4.8	Stevenson . . . . .	1.4
Bailey . . . . .	1.2	Moore . . . . .	0.5

<b>Steals</b>			
<b>MSU</b>	<b>SPG</b>	<b>UA</b>	<b>SPG</b>
Bost . . . . .	1.5	Britt . . . . .	1.2
Stewart . . . . .	1.4	Fortson . . . . .	1.2

<b>Field Goal Percentage (100 minimum)</b>			
<b>MSU</b>	<b>FG%</b>	<b>UA</b>	<b>FG%</b>
Varnado . . . . .	60.6	Washington . . . . .	58.4
Turner . . . . .	49.1	Fortson . . . . .	43.0

<b>3-Point FG Percentage (50 minimum)</b>			
<b>MSU</b>	<b>3FG%</b>	<b>UA</b>	<b>3FG%</b>
R. Johnson . . .	49.2	Clarke . . . . .	37.5
Turner . . . . .	38.7	Welsh . . . . .	34.9

<b>Free Throw Percentage (28 minimum)</b>			
<b>MSU</b>	<b>FT%</b>	<b>UA</b>	<b>FT%</b>
R. Johnson . . .	85.7	Clarke . . . . .	96.8
Turner . . . . .	79.6	Sanchez . . . . .	67.2

## THE LAST 10 VERSUS ARKANSAS (MSU LEADS, 6-4)

<b>When</b>	<b>Where</b>	<b>Result</b>	<b>When</b>	<b>Where</b>	<b>Result</b>
1/15/05	Starkville	W, 80-55	2/28/07	Fayetteville	L, 67-58
3/1/05	Fayetteville	W, 57-55	3/10/07	Atlanta	L, 81-72
1/7/06	Starkville	W, 69-67	1/30/08	Fayetteville	L, 78-58
3/1/06	Fayetteville	L, 80-70	2/16/08	Starkville	W, 80-74
1/14/07	Starkville	W, 84-60	1/10/09	Fayetteville	W, 70-56

### MSU ENJOYED MORE NON-CONFERENCE SUCCESS

Including last year's 11-7 ledger against non-conference foes, coupled with this year's 10-5 mark, Mississippi State has compiled a dominant 121-38 (.761) record against non-conference opponents during the **Rick Stansbury** era (since 1998-99), including a 113-30 (.790) regular-season mark versus non-league foes.

### FEBRUARY AND HOME DOMINANCE UNDER STANSBURY

Including last year's 5-2 February record, the Bulldogs are 43-32 (.573) in the month of February since **Rick Stansbury** was named head coach.

Dating back to the 1988-89 season when Richard Williams was overseeing the program, Mississippi State owns a composite ledger of 80-73 (.523) in February.

At home, MSU has put together a 132-31 (.810) mark at Humphrey Coliseum under Stansbury's guidance, including a 62-21 (.747) SEC record and 70-10 (.875) ledger at home against non-conference foes.

The Bulldogs, who are 10-3 this year, had their nine-game winning streak at the Hump snapped back in December against Charlotte but have still won 18 out of the last 22. Prior to the setback against the 49ers, MSU's last loss on its home floor came on Feb. 2, 2008, against Tennessee (76-71), which entered the game 18-2 and ranked No. 7.

### FEBRUARY AND MSU'S ROAD RECORD UNDER STANSBURY

Last year in February, the Bulldogs' posted a 2-1 record on the road, defeating Auburn and South Carolina and losing at Ole Miss. In the last 11 years, Stansbury-coached teams have compiled an 14-23 February mark on the road, including a 1-0 ledger this season following the win at UK.

### MISSISSIPPI STATE'S RECORD WHEN . . .

During the **Rick Stansbury** era of Mississippi State hoops, the Bulldogs are: 179-26 when leading at halftime (14-1 this year); 157-31 when shooting 45 percent or better from the field (11-1); 183-58 when the opposition shoots less than 45 percent from the field (13-6); 179-67 when out-rebounding or tying the opponent (6-1); and 137-25 when holding the opponent to 65 points or less (9-2).

### NOW THAT HAS A FAMILIAR RING

Last year, the Bulldogs led the Southeastern Conference in scoring defense (65.5), field goal percentage defense (.370), rebounding offense (40.7) and blocked shots (7.85).

Compared to their 22 games this season, the statistical numbers are quite similar. So far, MSU is yielding just 65.1 points on just 38.0 percent shooting from the floor and grabbing 37.6 rebounds to go along with its 179 blocked shots. Jarvis Varnado, who led the nation a year ago with a school-record 157 blocks, has 105.

### LEADING THE NATION IN BLOCKED

#### SHOTS AFTER FINISHING SECOND A YEAR AGO

After finishing second last year in the nation in blocked shots per game (7.9) behind Connecticut, Mississippi State leads the country with an 8.1 clip. Connecticut is second at 7.4.

Junior forward Jarvis Varnado is tops individually with a 4.8 clip, followed by Tony Gaffney of Massachusetts (4.4).

Varnado is one of two SEC players ranked in the Top 25, joining LSU's Chris Johnson (19th, 2.5).

### MISSISSIPPI/ARKANSAS CONNECTIONS

Although Mississippi has no one on its roster from the state of Arkansas, associate head coach Robert Kirby was an assistant coach at Arkansas College (1984-85) and Arkansas-Little Rock (1985-88).

Likewise, the Razorbacks have no one on their roster from Mississippi. However, junior forward Michael Washington attended prep school at Genesis One Christian in Mendenhall, Miss.

## SEC Team Rankings

<b>Category</b>	<b>Rank</b>
Scoring . . . . .	7
Scoring Defense . . . . .	4
Scoring Margin . . . . .	5
Field Goal Pct. . . . .	6
Opp. Field Goal Pct. . . . .	2
3-point FG Pct . . . . .	3
Opp. 3-point FG Pct. . . . .	6
3-point FG Made . . . . .	2
Free Throw Pct. . . . .	5
Rebounding Average . . . . .	7
Opp. Rebounding Avg. . . . .	12
Offensive Rebounds . . . . .	12
Rebound Margin . . . . .	12
Turnovers . . . . .	10
Turnover Margin . . . . .	9
Assists . . . . .	8
Blocked Shots . . . . .	1
Steals . . . . .	8
Assist/Turnover ratio . . . . .	8

## SEC Individual Rankings

<b>Category</b>	<b>Rank</b>
Scoring . . . . .	R. Johnson (T18)
	Varnado (24)
Rebs. . . . .	Varnado (2)
Off. Rebounds . . . . .	Varnado (8)
Def. Rebounds . . . . .	Varnado (1)
Assists . . . . .	Bost (3)
Blocked Shots. . . . .	Varnado (1)
	Bailey (11)
FG pct. . . . .	Varnado (3)
3-Pointers Made. . . . .	Johnson (4)
Asst./TO Ratio . . . . .	Bost (7)

## SEC Individual Highs for MSU

<b>Category</b>	<b>Rank</b>
3-pt Percentage . . . . .	R. Johnson (.857, 6-of-7 vs. W. Kentucky)
Blocks . . . . .	Varnado (9, vs. Louisiana-Monroe)

### DUNKS

After setting a school record with 144 dunks last year, MSU has 62 this year. On Dec. 6 against South Alabama, the Bulldogs had a season-high eight, including seven from Jarvis Varnado.

## BULLDOG BITES

### NO. 3 AT HITTING 3'S

■ With three made 3-pointers at Kentucky on Tuesday in his team's 66-57 victory, junior guard Barry Stewart now has 170 for his career. That total ranks third in the school's record books, behind Darryl Wilson (1994-96) with 258 and Timmy Bowers (2001-04) with 197. Stewart is also fourth in the "attempts" category with 469. Ahead of him in third is Bart Hyche (1996-99) with 483. Wilson has the most attempts with 645, followed by Bowers with 533.

### VARNADO'S BLOCK PARTY

■ Does junior forward Jarvis Varnado have a shot at the NCAA blocked shots record owned by Wojciech Mydra (535) of Louisiana-Monroe set from 1998-2002? Yes he does. Varnado has 329 for his career, which means he's 206 shy of tying the mark. To reach 535, he needs to average 5.1 blocks an outing based on the notion he'll see action in 41 more games (a minimum of 10 more this year and 31 next season).

### AS THE MEN DO, SO DO THE WOMEN

■ Not only do the Mississippi State men lead both the SEC and the nation in blocked shots (8.1) per outing, so do the Lady Bulldogs (7.2). While Jarvis Varnado is tops in the nation with 105, first-year Lady Bulldog standout Chanel Mokango is third with 79. Currently, Mississippi State is the only BCS school where both the men and the women lead their conference in blocked shots.

### MAKING THE 3s OFF THE COURT

■ This past semester, MSU not only excelled on the court, they put up impressive numbers in the classroom, too. The 16 players on the roster posted an overall GPA of 2.68, the second-highest average in two years. Seven players finished with a GPA of 3.0 or better, while two had a 4.0.

### STEWART CLOSING IN ON 1,000

■ Currently, there are 29 members of Mississippi State's elite 1,000-point club. However, junior guard Barry Stewart is knocking on the door to become the 30th player to gain entrance. With 967 career points, he needs just 33 more to reach 1,000 for his career. If he maintains his current pace of 10.5 points an outing, he'll reach 1,000 in four more games, which would be at home against South Carolina on Feb. 18.

### OT, BABY!

■ MSU played in its only overtime game of the season back in December against San Diego, losing 64-61. Last year, the Bulldogs were 2-1 in OT affairs, beating South Carolina and Alabama and losing to Vanderbilt. The win against Alabama came in last year's SEC Tournament.

### THREE'S ENOUGH

■ Each of the last two seasons, MSU has lost three home games. With another setback this year, State would have four or more losses for the first time since 2005-06 when lost five.

## TRACKING MSU PLAYERS & COACHES IN THE RECORD BOOKS

### Blocked Shots

#### Career Leaders

1. Jarvis Varnado.....	329
2. Erick Dampier.....	249
3. Tyrone Washington.....	198
4. Kalpatrick Wells.....	183
5. Rickey Brown.....	163
6. Charles Rhodes.....	110
7. Wiley Peck.....	117
8. Derrick Zimmerman.....	89
9. Marcus Campbell.....	87
10. Marcus Grant.....	72

### Coaching Leaders

#### Overall Games Coached

1. Richard Williams.....	354
2. Rick Stansbury.....	345
3. Babe McCarthy.....	254
4. Kermit Davis.....	182
5. E.C. Hayes.....	178
6. Paul Gregory.....	158
7. Bob Boyd.....	142
8. Stanfield Hitt.....	137
9. Joe Dan Gold.....	125
10. R. G. Dauber.....	90

### Coaching Leaders

#### SEC Coaching Wins

1. Rick Stansbury.....	92-75
2. Richard Williams.....	89-113
3. Babe McCarthy.....	88-54
4. Kermit Davis.....	44-82
5. Stanfield Hitt.....	41-55
6. Paul Gregory.....	33-83
7. Joe Dan Gold.....	32-56
8. Bob Boyd.....	29-61
9. Franik Carideo.....	27-31
10. Jim Hatfield.....	21-33

## MSU KNOWS HOW TO WIN GAMES AT 'THE HUMP'

Over the course of the last decade, Mississippi State's Humphrey Coliseum has become a difficult venue for opposing teams. Since the 2006-07 season, the Bulldogs have posted a 36-9 mark for an .800 winning percentage. With a 10-3 mark this year, the Bulldogs have reached twin-digit home wins during each of coach Rick Stansbury's 11 seasons at the MSU helm.

Mississippi State is now 132-31 (.810) overall at Humphrey Coliseum under Stansbury's direction, including a 62-21 (.747) SEC mark and a 70-10 (.875) record against non-conference opponents.

The Bulldogs have compiled a 32-season composite record of 338-129 (.724) at "The Hump" since Mississippi State's basketball facility opened prior to the 1975-76 campaign.

## TRACKING THE BULLDOGS' HOME SUCCESS UNDER RICK STANSBURY'S GUIDANCE

Season	Overall		SEC		Non-SEC	
	Record	Win %	Record	Win %	Record	Win %
1998-99	12-2	.857	6-2	.750	6-0	1.000
1999-00	10-4	.714	4-4	.500	6-0	1.000
2000-01	13-4	.765	6-2	.750	7-2	.778
2001-02	13-1	.929	7-1	.875	6-0	1.000
2002-03	12-2	.857	7-1	.875	5-1	.833
2003-04	12-2	.857	6-2	.750	6-0	1.000
2004-05	11-2	.846	6-2	.750	5-0	1.000
2005-06	11-5	.688	5-3	.625	6-2	.750
2006-07	16-3	.842	6-2	.750	10-1	.909
2007-08	12-3	.800	7-1	.875	5-2	.714
2008-09	10-3	.778	2-1	.667	6-2	.750
11-YEAR TOTALS	132-31	.810	62-21	.747	70-10	.875

## RICK STANSBURY'S CAREER RECORD AS HEAD BASKETBALL COACH AT MSU

Season	Overall	SEC/Finish	Postseason	SEC Highlights
1998-99	20-13	8-8/t-3rd (W)	NIT (1st Rnd)	Semis of SEC Tournament
1999-00	14-16	5-11/t-5th (W)		
2000-01	18-13	7-9/t-4th (W)	NIT (Quarters)	
2001-02	27-8	10-6/2nd (W)	NCAA (2nd Rnd)	2nd in SEC West; Won SEC trny title
2002-03	21-10	9-7/1st (W)	NCAA (1st Rnd)	1st in SEC West; Finals of SEC trny
2003-04	26-4	14-2/1st	NCAA (2nd Rnd)	1st in SEC; 1st in SEC West
2004-05	23-11	9-7/3rd (W)	NCAA (2nd Rnd)	4th straight winning season in SEC play
2005-06	15-15	5-11/4th (W)		
2006-07	21-14	8-8/t-1st (W)	NIT (Semifinals)	T-1st in SEC West; Semis of SEC trny
2007-08	23-11	12-4/1st (W)	NCAA (2nd Rnd)	Semis of SEC Tournament
2008-09	15-7	5-2		
11-year totals	223-122	92-75 (.548)	5 NCAA; 3 NIT; 1 SEC title; 4 West titles; 1 SEC trny title	

## STANSBURY'S NUMBERS IN THE SOUTHEASTERN CONFERENCE

### Winningest SEC Coaches

1. Adolph Rupp, UK.....	875
2. Dale Brown, LSU.....	448
T3. C.M. Newton, Bama/Vandy.....	340
T3. Harry Rabenhorst, LSU.....	340
5. Tubby Smith, UG/UK.....	308
8. Billy Donovan, UF.....	303
17. Rick Stansbury, MSU.....	222
20. Mark Gottfried, Bama.....	212
26. Kevin Stallings, Vandy.....	182
T29. Babe McCarthy, MSU.....	169
T29. Emmett Lowery, UT.....	160
31. Bonnie Graham, UM.....	144

### SEC Games By Percentage

1. Adolph Rupp, UK (397-75).....	.841
2. Rick Pitino, UK (104-26).....	.800
3. Joe B. Hall, UK (172-62).....	.735
4. Tubby Smith, UG/UK (139-53).....	.725
5. John Mauer, UT (60-23).....	.723
6. Ray Mears, UT (182-76).....	.705
7. Hank Crisp, Bama (112-61).....	.647
8. Roy Skinner, Vandy (171-97).....	.638
9. Joel Eaves, Auburn (124-75).....	.623
10. Billy Donovan, UF (123-75).....	.621
17. Rick Stansbury, MSU (92-75).....	.551
18. Dale Brown, LSU (238-200).....	.543

### SEC Divisional Championships

1. Tubby Smith, UK.....	7
T2. Rick Stansbury, MSU.....	4
T2. Billy Donovan, UF.....	4
T2. Nolan Richardson, AR.....	4
T2. Rick Pitino, UK.....	4
6. John Brady, LSU.....	3
T7. Richard Williams, MSU.....	2
T7. Eddie Fogler, USC/Vandy.....	2
T7. Rob Evans, UM.....	2
T7. Jerry Green, UT.....	2
T7. Mark Gottfried, Bama.....	2
T7. Bruce Pearl, UT.....	2

# MISSISSIPPI STATE BY THE NUMBERS . . .

## MSU'S 2008-09 RECORD WHEN . . .

Leads at Halftime . . . . .	14-1
Trails at Halftime . . . . .	1-6
Is Tied at Halftime . . . . .	0-0
Shoots 45% or better from the field . . . . .	11-1
Shoots less than 45% from the field . . . . .	4-6
Opp. shoots less than 45% from the field . . . . .	13-6
Opp. shoots 45% or better from the field . . . . .	2-1
Outrebounds (or ties) the opponent . . . . .	6-1
Outrebounded by the opponent . . . . .	9-6
Commits fewer (or ties) TOs than opponent . . . . .	8-4
Commits more TOs than opponent . . . . .	7-3
Holds opponents to 65 points or less . . . . .	9-2
In games decided by 10 points or less . . . . .	7-4

## MSU'S 2008-09 RECORD IN . . .

All Games . . . . .	15-7
Home Games . . . . .	10-3
Road Games . . . . .	4-1
Neutral-sites . . . . .	1-3
Non-SEC Games . . . . .	10-5
Non-SEC Home Games . . . . .	8-2
Non-SEC Road Games . . . . .	1-0
Non-SEC Neutral-site Games . . . . .	1-3
SEC Games . . . . .	5-2
SEC Home Games . . . . .	2-1
SEC Road Games . . . . .	3-1
Games vs. SEC Western Division . . . . .	2-2
Games vs. SEC Eastern Division . . . . .	3-0
November Games . . . . .	5-2
December Games . . . . .	3-3
January Games . . . . .	6-2
February Games . . . . .	1-0
March Games . . . . .	0-0
Monday Games . . . . .	3-0
Tuesday Games . . . . .	2-1
Wednesday Games . . . . .	2-2
Thursday Games . . . . .	0-1
Friday Games . . . . .	0-1
Saturday Games . . . . .	8-2
Overtime Games . . . . .	0-1
Television Games . . . . .	6-5
Games vs. Ranked Opponents . . . . .	0-0

## MISC. 2008-09 TEAM STATS

### Largest Lead Surrendered in Loss:

13, vs. Ole Miss (1-31-09)

### Largest Deficit Overcome in Win:

5, vs. Alabama (1-14-09)

### Largest Lead at Anytime:

42, North Alabama (11-19-08)

### Largest Deficit Anytime:

27, LSU (1-21-09)

## MISCELLANEOUS MSU INDIVIDUAL STATISTICS

**Games Scoring in Double Figures:** Ravern Johnson 14, Jarvis Varnado 13, Barry Stewart 13, Dee Bost 11, Phil Turner 8, Kodi Augustus 3, Elgin Bailey 2, Romero Osby 3.

**Games Scoring 20-plus Points:** Jarvis Varnado 4, Ravern Johnson 4.

**Games Rebounding in Double Figures:** Jarvis Varnado 11.

**Games With Double Figures in Assists:** Dee Bost 2.

**Games With Double-Doubles:** Jarvis Varnado 6, Dee Bost.

**Games As Team's High Scorer (or co-leader):** Jarvis Varnado 8, Barry Stewart 5, Ravern Johnson 5, Dee Bost 3, Phil Turner 3, Kodi Augustus 2.

**Games As Team's High Rebounder (or co-leader):** Jarvis Varnado 20, Ravern Johnson, Dee Bost.

**Games As Team's Leader in Assists (or co-leader):** Dee Bost 15, Barry Stewart 4, Twany Beckham 3, Jarvis Varnado 2, Ravern Johnson.

## MSU'S RECORD BY STARTING LINEUP

Bost, Stewart, R. Johnson, Varnado, Augustus . . . . .	6-3
Bost, Stewart, R. Johnson, Varnado, Turner . . . . .	9-4

## GAME-BY-GAME STARTERS

<i>Opponent</i>	<i>Date</i>	<i>Guard</i>	<i>Guard</i>	<i>Guard</i>	<i>Forward</i>	<i>Forward</i>	<i>Record</i>
Centenary	11/15/08	Bost	Stewart	Johnson	Augustus	Varnado	1-0
Louisiana-Monroe	11/17/08	Bost	Stewart	Johnson	Augustus	Varnado	2-0
North Alabama	11/19/08	Bost	Stewart	Johnson	Augustus	Varnado	3-0
Fairleigh Dickinson	11/22/08	Bost	Stewart	Johnson	Augustus	Varnado	4-0
St. Bonaventure	11/22/25	Bost	Stewart	Johnson	Augustus	Varnado	5-0
Washington State	11/28/08	Bost	Stewart	Johnson	Augustus	Varnado	5-1
Texas Tech	11/29/08	Bost	Stewart	Johnson	Augustus	Varnado	5-2
<hr/>							
Alabama State	12/6/08	Bost	Stewart	Johnson	Augustus	Varnado	6-2
Charlotte	12/10/08	Bost	Stewart	Johnson	Augustus	Varnado	6-3
South Alabama	12/13/08	Bost	Stewart	Turner	Johnson	Varnado	7-3
Cincinnati	12/18/08	Bost	Stewart	Turner	Johnson	Varnado	7-4
Nicholls State	12/22/08	Bost	Stewart	Turner	Johnson	Varnado	8-4
San Diego	12/30/08	Bost	Stewart	Turner	Johnson	Varnado	8-5
<hr/>							
Houston	1/3/09	Bost	Stewart	Turner	Johnson	Varnado	9-5
Western Kentucky	1/5/09	Bost	Stewart	Turner	Johnson	Varnado	10-5
Arkansas	1/10/09	Bost	Stewart	Turner	Johnson	Varnado	11-5
Alabama	1/14/09	Bost	Stewart	Turner	Johnson	Varnado	12-5
Vanderbilt	1/17/09	Bost	Stewart	Turner	Johnson	Varnado	13-5
LSU	1/21/09	Bost	Stewart	Turner	Johnson	Varnado	13-6
Georgia	1/24/09	Bost	Stewart	Turner	Johnson	Varnado	14-6
Ole Miss	1/31/09	Bost	Stewart	Turner	Johnson	Varnado	14-7
<hr/>							
Kentucky	2/3/09	Bost	Stewart	Turner	Johnson	Varnado	15-7
Arkansas	2/7/09						
LSU	2/11/09						
Auburn	2/14/09						
South Carolina	2/18/09						
Alabama	2/21/09						
Tennessee	2/25/09						
Auburn	2/28/09						
<hr/>							
Florida	3/4/09						
Ole Miss	3/7/09						
SEC Tournament	3/12/09						

## WIN-LOSS DIFFERENTIAL

Diff.	1	2	3	4	5	6	7	8	9	10	11	12	13	14	15	16	17	18	19	20	21	22	23	24	25+
Won					1	2	1	3						1		1		1			1				4
Lost		1	2			1				1	1												1		

# MISSISSIPPI STATE HIGHS & LOWS

## A CLOSER LOOK AT THE MISSISSIPPI STATE NUMBERS UNDER RICK STANSBURY AS HEAD COACH

### MSU Overall Highest Points Scored

11/23/99	ARK-PINE BLUFF	107
03/02/04	AUBURN	105
11/17/98	vs. Ark-Pine Bluff	105
12/15/05	vs. Jacksonville St.	104
12/20/04	FLORIDA A&M	104
12/15/01	vs. LA-Monroe	104
11/19/08	NORTH ALABAMA	102
11/30/00	ALABAMA A&M	102
03/17/07	BRADLEY	101
12/02/02	ALABAMA A&M	100
11/30/02	JACKSONVILLE	100

### MSU Overall Highest Free Throws Made

12/08/01	ARKANSAS STATE	33
12/28/00	vs. LA-Lafayette	33
02/27/02	ARKANSAS	32
01/27/01	OLE MISS	32
02/07/04	OLE MISS	31
01/15/05	ARKANSAS	30
11/21/01	ARKANSAS-LR	30
12/22/08	NICHOLLS STATE	29
12/20/04	FLORIDA A&M	29
02/07/01	ALABAMA	29

### MSU Overall Highest Free Throws Attempted

11/21/01	ARKANSAS-LR	48
02/27/02	ARKANSAS	45
12/08/01	ARKANSAS STATE	44
01/27/01	OLE MISS	44
12/06/03	UAB	43
02/12/05	VANDERBILT	42
11/21/00	MISS VALLEY STATE	42
11/29/06	CHARLOTTE	41
02/07/04	OLE MISS	40
12/28/00	vs. LA-Lafayette	40

### MSU Overall Highest Rebounds

11/21/00	MISS VALLEY STATE	75
11/21/98	vs. NW. State	66
11/17/98	vs. Ark-Pine Bluff	64
12/22/04	vs. Jacksonville St.	59
11/21/99	ALABAMA A&M	58
12/10/05	TROY*	58
03/06/04	@ Alabama*	56
11/30/00	ALABAMA A&M	56
12/07/02	LOUISIANA TECH	56
12/15/05	vs. Jacksonville St.	56

### MSU Overall Field Goals Made

12/15/01	vs. LA-Monroe	45
11/17/01	NICHOLLS STATE	45
03/02/04	AUBURN	40
12/02/02	ALABAMA A&M	40
03/17/07	BRADLEY	39
12/15/05	vs. Jacksonville St.	38
11/23/99	ARK-PINE BLUFF	38
11/17/98	vs. Ark-Pine Bluff	38
12/22/04	vs. Jacksonville St.	37
12/01/03	MCNEESE STATE	37
11/22/03	TENN-MARTIN	37
11/30/02	JACKSONVILLE	37
11/30/00	ALABAMA A&M	37

### MSU Overall Highest 3-Pointers Made

02/03/09	@ Kentucky	14
01/05/08	WESTERN KENTUCKY	14
12/03/05	SANTA CLARA*	14
03/02/04	AUBURN	14
03/04/00	ALABAMA	14
02/03/07	LSU	13
11/21/04	NICHOLLS STATE	13
03/03/01	SOUTH CAROLINA	13
12/11/99	CENTENARY	13
01/19/08	@ Alabama	12
03/17/07	BRADLEY	12
02/24/07	@ Georgia	12
12/16/06	MCNEESE STATE	12
11/11/06	NICHOLLS	12
03/01/06	@ Arkansas	12
02/09/02	ALABAMA	12
01/10/01	FLORIDA	12
11/27/99	vs. Rutgers	12

### MSU Fewest Points Scored

03/09/06	vs. South Carolina (SECT)	44
01/16/00	AUBURN	45
11/28/05	SE LOUISIANA	46
03/21/03	vs. Butler (NCAA Tournament)	46
02/02/02	@ Florida	48
02/14/01	@ Ole Miss	48
11/23/07	vs. Southern Illinois	49
01/18/05	@ Alabama	49
03/05/03	@ Tennessee	49
01/23/99	@ Kentucky	49

### MSU Fewest Free Throws Made

01/13/07	@ Kentucky	1
02/19/00	@ Florida	1
03/01/06	@ Arkansas	2
11/17/01	NICHOLLS STATE	2
03/09/06	vs. South Carolina (SECT)	3
03/01/03	@ Arkansas	3
02/02/02	@ Florida	3
03/19/01	@ Pittsburgh (NIT)	3
02/26/00	@ LSU	3
01/19/08	@ Alabama	4
03/04/06	ALABAMA	4
02/09/00	@ Vanderbilt	4
01/13/01	@ Alabama	5

### MSU Fewest Free Throws Attempted

01/13/07	@ Kentucky	3
03/19/01	@ Pittsburgh	4
03/09/06	vs. South Carolina (SECT)	5
03/01/06	@ Arkansas	5
01/18/06	LSU	5
02/19/00	@ Florida	5
03/01/03	vs. Arkansas	6
03/88/03	AUBURN	7
11/17/01	NICHOLLS STATE	7
01/26/00	@ LSU	7

### MSU Fewest Field Goals Made

01/16/00	SE LOUISIANA	12
11/28/08	vs. Washington State	15
11/12/04	@ Birmingham Southern	15
03/05/03	at Tennessee	15
02/12/05	VANDERBILT	15
03/21/03	vs. Butler (NCAA TOURNAMENT)	16
12/10/08	CHARLOTTE	16
1/31/09	OLE MISS	17
11/13/06	LOYOLA-MARYMOUNT	17
01/18/05	@ Alabama	17
02/14/01	@ Ole Miss	17

### MSU Fewest Rebounds

03/17/02	vs. Texas (NCAA Tournament)	22
1/21/09	@ LSU	24
01/11/03	@ LSU	24
01/18/05	@ Alabama	25
02/23/03	@ Kentucky	25
02/03/07	LSU	26
03/11/05	vs. Florida (SECT)	26
03/01/03	@ Arkansas	26
02/23/02	OLE MISS	26
12/18/08	@ Cincinnati	27
02/24/07	@ Georgia	27
01/21/06	@ Vanderbilt	27
01/24/01	LSU	27
01/10/01	Florida	27

### MSU Fewest 3-Pointers Made

01/18/04	@ Alabama	0
02/10/01	@ Kentucky	0
02/28/07	@ Arkansas	1
11/28/05	SE LOUISIANA	1
01/02/03	@ UAB	1
02/07/01	ALABAMA	1
11/21/98	vs. Northwestern State	1
01/21/06	@ Vanderbilt	2
1/11/06	@ Florida	2
01/29/05	@ LSU	2
01/15/05	ARKANSAS	2
12/30/04	vs. Virginia Tech	2
01/10/04	ARKANSAS	2
1/07/04	@ Ole Miss	2
12/20/03	@ Santa Clara	2
02/15/03	OLE MISS	2
01/16/00	AUBURN	2
01/23/99	@ Kentucky	2

### MSU Fewest 3-Pointers Attempted

01/29/03	@ Ole Miss	6
01/11/06	@ Florida	8
02/12/05	VANDERBILT	8
01/25/03	LSU	8
01/27/01	Ole Miss	8
01/21/04	@ Florida	9
12/08/98	CENTENARY	9
12/06/08	ALABAMA STATE	10
01/29/05	@ LSU	10
03/02/02	@ South Carolina	10
11/21/98	vs. Northwestern State	10

### MSU Highest Margin Of Defeat

01/18/05	@ Alabama	98-49, -49
12/21/01	@ vs. Cincinnati	90-56, -34
02/19/00	@ Florida	88-58, -30
01/21/06	@ Vanderbilt	80-52, -28
02/02/02	@ Florida	76-48, -28
01/23/99	@ Kentucky	76-49, -27
1/21/09	@ LSU	81-57, -24
01/25/06	TENNESSEE	88-65, -23
03/29/00	vs. Vanderbilt (SECT)	76-53, -23
02/11/06	@ South Carolina	83-61, -22
02/28/01	@ Georgia	94-73, -21

# THE LAST TIME . . .

## THE LAST TIME AN MSU PLAYER...

**Scored 34 or more points in a game:**  
34, Charles Rhodes vs. Oregon (3-21-08)

**Scored 35 or more points in a game:**  
36, Jeff Malone at Ole Miss (2-19-83)

**Scored 37 or more points in a game:**  
39, Jeff Malone vs. Alabama (1-31-83)

**Scored 40 or more points in a game:**  
40, Rickey Brown vs. Auburn (3-7-77)

**Scored 20+ points in two consecutive games:**  
Ravern Johnson (21 at Georgia on 1-24-09 and 20 vs. Ole Miss on 1-13-09).

**Scored 20+ points in three consecutive games:**  
Jarvis Varnado (21 vs. South Alabama; 23 vs. Cincinnati; 24 vs. Nicholls State, 2008-09)

**Scored 20+ points in five consecutive games:**  
Jeff Malone, 1982-83 (11 consecutive games)

**Scored 30+ points in back-to-back games:**  
Jeff Malone (36 at Ole Miss & 30 vs. Georgia, 1982-83)

**Scored 30+ points in three consecutive games:**  
Jeff Malone (33 at LSU; 36 at Ole Miss & 30 vs. Georgia, 1982-83)

**Made 10 or more field goals in a game:**  
10, Jarvis Varnado vs. Cincinnati (12-18-08)

**Made 11 or more field goals in a game:**  
11, Charles Rhodes vs. Auburn (2-27-08)

**Made 12 or more field goals in a game:**  
12, Charles Rhodes vs. Ole Miss (1-26-08)

**Made 13 or more field goals in a game:**  
13, Horatio Webster vs. SW Missouri St. (11-23-97)

**Made 14 or more field goals in a game:**  
14, Cameron Burns at Georgia (1-17-90)

**Made 15 or more field goals in a game:**  
16, Raymond Brown vs. Florida (3-2-85)

**Attempted 20 or more field goals in a game:**  
20, Dietric Slater at Georgia (2-24-07)

**Attempted 21 or more field goals in a game:**  
22, Timmy Bowers at Alabama (3-6-04)

**Attempted 23 or more field goals in a game:**  
24, Horatio Webster vs. UT Martin (12-20-97)

**Attempted 25 or more field goals in a game:**  
25, Chuck Evans at Alabama (3-6-93)

**Attempted 26 or more field goals in a game:**  
26, Tony Watts at Ole Miss (2-22-92)

**Attempted 27 or more field goals in a game:**  
28, Jeff Malone vs. Vanderbilt (1-8-83)

**Made six or more 3-pointers in a game:**  
6, Ravern Johnson vs. Western Kentucky (1-5-09)

**Made seven or more 3-pointers in a game:**  
7, Reginald Delk at Arkansas (3-1-06)

**Made eight or more 3-pointers in a game:**  
8, Winsome Frazier vs. UMKC (11-23-04)

**Attempted 11 or more 3-pointers in a game:**  
11, Jamont Gordon at Ole Miss (2-20-08)

**Attempted 12 or more 3-pointers in a game:**  
12, Jamall Edmonson vs. Kentucky (2-1-06)

**Attempted 13 or more 3-pointers in a game:**  
15, Winsome Frazier vs. UMKC (11-23-04)

**Attempted 16 or more 3-pointers in a game:**  
17, Darryl Wilson vs. Alabama (3-4-95)

**Made 14 or more free throws in a game:**  
14, Charles Rhodes vs. Oregon (3-21-08)

**Made 15 or more free throws in a game:**  
18, Rich Knarr vs. Auburn (2-19-73)

**Attempted 18 or more free throws in a game:**  
18, Charles Rhodes vs. Oregon (3-21-08)

**Attempted 19 or more free throws in a game:**  
19, Carl Nichols vs. Southeastern La. (12-1-88)

**Had 16 or more rebounds in a game:**  
16, Jarvis Varnado vs. Fairleigh Dickinson (11-22-08)

**Had 17 or more rebounds in a game:**  
17, Jarvis Varnado at LSU (1-9-08)

**Had 18 or more rebounds in a game:**  
21, Wesley Morgan vs. SE La. (11-28-05)

**Had 22 or more rebounds in a game:**  
23, Rickey Brown vs. Vanderbilt (12-6-79)

**Had 24 or more rebounds in a game:**  
24, Wiley Peck vs. Alabama (1-27-79)

**Had 10 or more offensive rebounds in a game:**  
10, Wesley Morgan vs. SE La. (11-28-05)

**Had 10 or more defensive rebounds in a game:**  
10, Jarvis Varnado at Kentucky (2-3-09)

**Had 12 or more defensive rebounds in a game:**  
13, Jarvis Varnado vs. North Alabama (11-19-08)

**Had 10 or more assists in a game:**  
10, Dee Bost vs. Alabama (1-14-09)

**Had 11 or more assists in a game:**  
14, Gary Ervin vs. Florida A&M (12-20-04)

**Had 15 or more assists in a game:**  
16, Chuck Evans at UMKC (2-23-93)

**Had 10 or more turnovers in a game:**  
10, Charles Rhodes vs. Nicholls (11-11-06)

**Had five or more blocks in a game:**  
5, Jarvis Varnado vs. Arkansas (1-10-09)

**Had seven or more blocks in a game:**  
7, Jarvis Varnado at Kentucky (2-3-09)

**Had nine or more blocks in a game:**  
9, Jarvis Varnado vs. La. Monroe (11-17-08)

**Had 10 or more blocks in a game:**  
10, Jarvis Varnado vs. Kentucky (1-15-08)

**Had 10+ blocks in two consecutive games:**  
Jarvis Varnado (10 vs. Georgia & 10 vs. Kentucky, 2007-08)

**Had five or more steals in a game:**  
5, Barry Stewart vs. Alabama (3-14-08)

**Had six or more steals in a game:**  
6, Dietric Slater at Georgia (2-24-07)

## LAST TIME AN MSU TEAM...

**Scored 100 or more points:**  
102 vs. North Alabama (11-19-08)

**Scored 100 or more points in an SEC game:**  
105 vs. Auburn (3-2-04)

**Allowed 100 or more points:**  
115 at Arkansas (2-20-93)

**Was held to 52 points or less:**  
52 vs. Washington St. (11-28-08)

**Was held to 51 points or less:**  
49 vs. Southern Illinois (11-23-07)

**Was held to 48 points or less:**  
36 vs. George Washington (12-8-96)

**Held opponent to 60 points or less:**  
60 vs. South Alabama (12-13-08)

**Held opponent to 57 points or less:**  
57 at Kentucky (2-3-09)

**Held opponent to 48 points or less:**  
39 at LSU (1-9-08)

**Shot 50 percent or better from the field:**  
.500 [29-58] vs. Alabama (1-14-09)

**Shot 55 percent or better from the field:**  
.576 [34-59] vs. North Alabama (11-19-08)

**Shot 60 percent or better from the field:**  
.600 [33-55] vs. Auburn (2-27-08)

**Shot 65 percent or better from the field:**  
.660 [35-53] vs. Western Kentucky (1-5-09)

**Was held to less than 35 percent from the field:**  
.326 [15-46] vs. Washington St. (11-28-08)

**Was held to less than 32 percent from the field:**  
.315 [17-54] vs. Ole Miss (1-31-09)

**Held opp. to 35 percent or less from the field:**  
.276 [21-76] vs. Houston (1-3-09)

**Made 35 or more field goals:**  
35 vs. Western Kentucky (1-5-09)

**Made 40 or more field goals:**  
40 vs. Auburn (3-2-04)

**Attempted 70 or more shots from the field:**  
71 vs. Louisiana Tech (11-10-07)

**Attempted 72 or more shots from the field:**  
75 vs. Troy (12-10-05)

**Attempted 40 or fewer shots from the field:**  
39 vs. Vanderbilt (2-12-05)

**Made 10 or more 3-pointers:**  
11 vs. Alabama (1-14-09)

**Made 12 or more 3-pointers:**  
12 at Alabama (1-19-08)

**Made 13 or more 3-pointers:**  
14 vs. Western Kentucky (1-5-09)

**Did not make a 3-pointer:**  
[0-11] at Alabama (1-18-05)

**Made just one 3-pointer:**  
vs. Southeastern Louisiana (11-28-05)

**Made just two 3-pointers:**  
at Vanderbilt (1-21-06)

**Attempted only 10 3-pointers:**  
10 vs. Alabama State (12-6-08)

**Attempted six 3-pointers or less:**  
6 at Ole Miss (1-29-03)

**Attempted 25 or more 3-pointers:**  
25 vs. Houston (1-3-09)

**Attempted 26 or more 3-pointers:**  
26 vs. Charlotte (12-6-08)

**Attempted 27 or more 3-pointers:**  
27 at Kentucky (2-3-09)

**Attempted 31 or more 3-pointers:**  
33 vs. Troy (12-10-05)

**Made 30 or more free throws:**  
30 vs. Arkansas (1-15-05)

**Made fewer than five free throws:**  
4 at Alabama (1-19-08)

**Made fewer than four free throws:**  
1 at Kentucky (1-13-07)

**Attempted 35 or more free throws:**  
38 vs. Nicholls State (12-22-08)

**Attempted 40 or more free throws:**  
41 vs. Charlotte (11-29-06)

**Attempted fewer than 10 free throws:**  
9 vs. Southern Illinois (11-23-07)

# THE LAST TIME (continued) . . .

**Had 50 or more rebounds:**  
51 vs. North Alabama (11-19-08)

**Had 52 or more rebounds:**  
58 vs. Troy (12-10-05)

**Had 59 or more rebounds:**  
59 vs. Jacksonville St. (12-22-04)

**Had 20 or more assists:**  
20 vs. La. Monroe (11-17-08)

**Had 21 or more assists:**  
22 vs. Auburn (2-27-08)

**Had 23 or more assists:**  
25 at Loyola Marymount (12-19-07)

**Had 20 or more turnovers:**  
20 vs. Washington St. (11-28-08)

**Had 21 or more turnovers:**  
24 vs. St. Bonaventure (11-25-08)

**Had 25 or more turnovers:**  
25 vs. UT Martin (11-17-07)

**Had 26 or more turnovers:**  
31 at Kentucky (1-7-97)

**Had fewer than 10 turnovers:**  
8 vs. Memphis (3-23-08)

**Had fewer than five turnovers:**  
4 vs. La. Tech (11-10-07)

**Had 10 or more blocked shots:**  
10 vs. Alabama (1-14-09)

**Had 12 or more blocked shots:**  
13 at Kentucky (2-3-09)

**Had 16 or more blocked shots:**  
16 vs. Georgia (1-12-08)

**Had 10 or more steals:**  
10 vs. Ole Miss (1-31-09)

**Had 13 or more steals:**  
13 at Georgia (1-24-09)

**Had 20 or more steals:**  
20 vs. Nicholls State (11-17-01)

## MISSISSIPPI STATE NOTES OF INTEREST

### BULLDOGS PROVE TO BE TRUE ROAD WARRIORS

Entering the 2008-09 campaign, no team in the SEC's Western Division has enjoyed more success on the road in the last 10 years than Mississippi State. In the 106 games away from Humphrey Coliseum, the Bulldogs posted a 46-60 (.434) ledger. LSU is second with 34 wins, followed by Alabama with 27.

Overall in the SEC, MSU ranks fourth. Kentucky is tops with 59, followed by Florida (52) and Tennessee (49).

During that same span, State was the only team to go undefeated, posting a 12-0 mark in 2003-04. MSU also has the top SEC road record in the West.

#### Overall Road Records

##### Since 1998-99

Team	Record	Pct.
Kentucky	59-41	.590
Florida	52-42	.553
Tennessee	49-58	.458
<b>Mississippi State</b>	<b>46-60</b>	<b>.434</b>
LSU	34-69	.330
South Carolina	32-75	.299
Vanderbilt	31-74	.295
Georgia	28-83	.252
Alabama	27-74	.267
Ole Miss	26-80	.245
Auburn	25-67	.272
Arkansas	23-71	.245

NOTES: MSU's 106 road games are tied for third-most during this 10-year span. Records do not reflect this year.

#### SEC Road Records

##### Since 1998-99

Team	Record	Pct.
Kentucky	51-33	.607
Florida	46-38	.548
Tennessee	38-45	.458
<b>Mississippi State</b>	<b>30-54</b>	<b>.357</b>
LSU	29-55	.345
Alabama	22-61	.265
Auburn	21-63	.250
Georgia	20-63	.241
Vanderbilt	20-64	.238
Arkansas	18-65	.217
South Carolina	18-66	.214
Ole Miss	15-69	.179

NOTES: Records include this year's SEC road games.

### A LOOK AT MISSISSIPPI STATE'S TRIPLE-DOUBLES AND HOW THEY WERE ACHIEVED

Mississippi State has recorded three triple-doubles in school history, all coming in the past five years by three different players – Lawrence Roberts, Jamont Gordon and Jarvis Varnado.

Here's their breakdown:

**Lawrence Roberts:** On Nov. 21, 2004 against Nicholls State, Roberts recorded MSU's first triple-double with 18 points, 11 rebounds and 12 assists in a 98-69 home victory.

**Jamont Gordon:** On Feb. 21, 2007 against Vanderbilt at Humphrey Coliseum, Gordon tallied 15 points, 12 rebounds and 10 assists in MSU's 83-70 win.

**Jarvis Varnado:** In a win against Kentucky on Jan. 15, 2008, Varnado responded with 10 points, 12 rebounds and 10 blocked shots in the Bulldogs' 69-64 triumph.


Three other times this season, Varnado flirted with triple-doubles, but came up just short on either points, rebounds or blocks.



Roberts



Gordon



Varnado

### FRESHMAN ROMERO OSBY HAS NUMBER RETIRED

During his prep days at Northeast Lauderdale in Meridian, Miss., freshman forward **Romero Osby** played a major role in the Trojans' success.

In November, the school honored his standout playing days by retiring his No. 24 jersey.

It's only fitting considering he departed there with five major statistical records – points, rebounds, assists, blocks and steals.

At Mississippi State, he wears the No. 5 jersey.

### MSU INKS SHAUNESSY SMITH IN EARLY SIGNING PERIOD

Heralded all-state performer Shaunessy Smith of Noxubee County High School in Macon (Miss.) signed a national letter of intent with Mississippi State in mid-November.

The 6-foot-6, 200-pound versatile guard averaged 25.1 points, seven rebounds, two assists and two steals last year as a junior for coach T.J. Billups, despite battling all season with a torn ligament in his right hip.

### ALL-TIME SEC TRIPLE DOUBLES

Player	School	Opponent	How Obtained	Date
Alvin Robertson	Arkansas	Texas	23p, 11r, 10a	1/19/84
Chris Mills	Kentucky	Austin Peay	19p, 10r, 10a	12/27/88
Shaquille O'Neal	LSU	Texas	16p, 19r, 10b	1/2/90
Shaquille O'Neal	LSU	Loyola-Marymount	20p, 24r, 12b	2/3/90
Shaquille O'Neal	LSU	Florida	31p, 21r, 10b	1/26/91
Shaquille O'Neal	LSU	South Carolina	19p, 14r, 11b	2/19/92
Shaquille O'Neal	LSU	Auburn	30p, 20r, 11b	2/22/92
Shaquille O'Neal	LSU	BYU	26p, 13r, 11b	3/19/92
Roy Rogers	Alabama	Georgia	15p, 12r, 15b	2/10/96
Roy Rogers	Alabama	LSU	27p, 10r, 10b	2/17/96
Chuck Edison	South Carolina	S.C. State	25p, 10r, 10a	11/29/02
Lawrence Roberts	Mississippi St.	Nicholls State	18p, 11r, 12a	11/21/04
Corey Brewer	Florida	Jacksonville	15p, 10r, 13a	12/18/05
Jamont Gordon	Mississippi St.	Vanderbilt	15p, 12r, 10a	2/21/07
Jarvis Varnado	Mississippi St.	Kentucky	10p, 12r, 10b	1/15/08
Nick Calathes	Florida	Creighton	11p, 13r, 11a	3/21/08
Tyler Smith	Tennessee	UNC Asheville	12p, 10r, 10a	12/3/08
Courtney Fortson	Arkansas	N.C. Central	20p, 10r, 11a	12/10/08
Nick Calathes	Florida	Georgia	20p, 13r, 10a	1/28/09

# EARLIER THIS YEAR/LAST YEAR HERE AGAINST ARKANSAS

Mississippi St. 70 • 11-5, 1-0

#	Player	Total			3-Ptr			Rebounds			PF	TP	A	TO	Blk	Stl	Min
		FG-FGA	FG-FGA	FT-FTA	FG-FGA	FG-FGA	FT-FTA	Off	Def	Tot							
02	Ravarn Johnson	f	2-8	2-6	0-0	0 4	4	1	6	2 2	0	0	2	2	0	0	34
32	Jarvis Varnado	c	7-10	0-0	2-2	2 7	9	3	16	1 2	5	1	2	5	1	0	30
03	Dee Bost	g	6-11	3-6	2-3	1 4	5	2	17	5 2	0	2	5	2	0	2	35
22	Barry Stewart	g	5-8	3-4	4-6	1 4	5	3	17	2 1	0	1	0	1	0	1	35
25	Phil Turner	g	2-6	2-6	0-0	0 1	1	4	6	1 1	0	1	1	0	0	0	24
04	Twany Beckham		0-0	0-0	1-2	1 2	3	2	1	1 3	0	0	0	0	0	0	4
05	Romero Osby		1-4	0-1	0-0	1 4	5	1	2	0 1	0	0	0	0	0	0	13
10	Christopher Gay		0-0	0-0	0-0	0 0	0	0	0	0 0	0	0	0	0	0	0	1
15	Riley Benock		1-3	1-3	0-0	0 2	2	1	3	1 0	0	0	0	0	0	0	10
24	Kodi Augustus		0-2	0-1	0-2	1 0	1	0	0	0 0	0	0	0	0	0	0	4
45	Elgin Bailey		1-4	0-0	0-0	1 1	2	0	2	0 1	0	0	0	1	0	0	10
	Team					1 0	1										
	Totals		25-56	11-27	9-15	9 29	38	17	70	13 13	5	4	200				
	FG % 1st Half:	13-33	39.4%	2nd half:	12-23	52.2%	Game:	25-56	44.6%								Deadball Rebounds 3
	3FG % 1st Half:	5-14	35.7%	2nd half:	6-13	46.2%	Game:	11-27	40.7%								
	FT % 1st Half:	3-7	42.9%	2nd half:	6-8	75.0%	Game:	9-15	60.0%								

Arkansas 56 • 12-2, 0-1

#	Player	Total			3-Ptr			Rebounds			PF	TP	A	TO	Blk	Stl	Min
		FG-FGA	FG-FGA	FT-FTA	FG-FGA	FG-FGA	FT-FTA	Off	Def	Tot							
00	Washington, Michael	f	8-15	1-3	1-2	8 7	15	3	18	0 6	1	1	38				
31	Sanchez, Michael	f	1-2	0-0	1-4	1 1	2	3	3	0 1	0	0	0	0	0	0	18
04	Fortson, Courtney	g	2-13	0-5	1-4	1 2	3	1	5	4 4	0	0	0	0	0	0	33
14	Welsh, Stefan	g	4-16	0-7	0-1	1 3	4	4	8	3 2	0	0	0	0	0	0	37
15	Clarke, Rotnei	g	5-10	2-6	2-2	0 3	3	0	14	0 1	0	1	0	1	0	1	33
01	Henry, Jason		0-4	0-1	2-2	2 2	4	0	2	0 0	0	0	0	0	2	12	12
10	Monk, Marcus		3-4	0-0	0-0	1 2	3	1	6	0 0	0	0	0	0	1	17	17
11	Moore, Brandon		0-0	0-0	0-0	0 0	0	0	0	0 0	0	0	0	0	0	1	1
12	Britt, Marcus		0-0	0-0	0-0	0 0	0	1	0	0 0	0	0	0	0	0	0	10
44	Clark, Andre		0-0	0-0	0-0	0 0	0	0	0	0 0	0	0	0	0	0	0	1
	Team					3 5	8										
	Totals		23-64	3-22	7-15	17 25	42	13	56	7 14	1	5	200				
	FG % 1st Half:	14-36	38.9%	2nd half:	9-28	32.1%	Game:	23-64	35.9%								Deadball Rebounds 3
	3FG % 1st Half:	1-11	9.1%	2nd half:	2-11	18.2%	Game:	3-22	13.6%								
	FT % 1st Half:	3-4	75.0%	2nd half:	4-11	36.4%	Game:	7-15	46.7%								

Officials: Tom Eades, Anthony Jordan, John Hampton  
Technical fouls: Mississippi St.-Twany Beckham. Arkansas-None.  
Attendance: 18884

Score by periods	1st	2nd	Total
Mississippi St.	34	36	70
Arkansas	32	24	56

Last FG - MS 2nd-02:24, AR 2nd-00:22.  
Largest lead - MS by 17 2nd-01:40, AR by 4 2nd-16:03.

Score tied - 5 times.  
Lead changed - 5 times.

## MISSISSIPPI STATE 70, ARKANSAS 56

JANUARY 10, 2009 • FAYETTEVILLE, AR

Mississippi State opened up Southeastern Conference play with an impressive 70-56 win against Arkansas.

The Bulldogs again used the long ball - hitting 11 3-point baskets in the contest. A spirited defensive effort and 13-0 run midway through the second half added up to a huge road win as MSU squad that collected its third straight win.

The Bulldogs won their conference opener for the 17th time in the past 19 seasons and won for a fourth time ever in Fayetteville and third time ever in Bud Walton Arena.

Behind early 3-pointers from Barry Stewart and Ravarn Johnson, the Bulldogs sprinted to a 10-2 advantage. Arkansas battled back for a 24-23 advantage on a Michael Washington dunk with 7:19 left in the half. Romero Osby later added a dunk of his own as MSU rebuilt a 30-26 advantage. The Bulldogs held a 34-32 halftime lead.

Arkansas built its largest lead of the game at 41-37 on a 3-point basket by Rotnei Clark with 16:03 left to play. The Bulldogs then slammed the door shut with a 13-0 run, covering the next four minutes of play. Bost hit a pair of 3-point baskets and also had a steal and layup during that run.

Bost and Stewart each had 17 points to pace the Bulldogs' offensive attack. Each guard hit three 3-point baskets. Bost added five assists and a pair of steals, while Stewart added a pair of assists and five rebounds. Jarvis Varnado added 16 points, a team-high nine rebounds and five blocked shots.

The Razorbacks received 18 points from Washington and 14 points from Rotnei Clark. Washington also had a game-high 15 rebounds, including eight offensive boards.

Though he struggled from the field (2-of-11 FGs & 0-of-5 treys) on the night, State's Barry Stewart came through in the clutch by hitting 3-of-4 free throws over the final five seconds to give the Bulldogs their seventh straight win of the season.

## MISSISSIPPI STATE 80, ARKANSAS 74

FEBRUARY 16, 2008 • STARKVILLE, MS

The homestanding Bulldogs survived a second-half scare and extended their SEC Western Division lead to two games over second-place Arkansas by claiming an 80-74 victory against the Razorbacks at Humphrey Coliseum.

With Charles Rhodes scoring 15 of the team's first 20 points through the opening six minutes of the game, MState (17-7, 8-2) grabbed an early nine-point advantage (22-13) by the 13:35 mark. Arkansas (17-7, 6-4) cut the deficit to four points on a couple of occasions, before the Bulldogs reclaimed a double-digit lead (32-22) on a break-away dunk by Barry Stewart with 8:18 left.

With Rhodes and Stewart hitting for 19 and 12 first-half points, respectively, MSU also benefitted from a 22-11 rebounding margin through the opening 20 minutes of play to claim a 47-34 halftime advantage.

Following a dunk by MSU's Jarvis Varnado to begin the second-half scoring, the Razorbacks went on a 19-2 run over the next five minutes to turn a 15-point deficit into a two-point lead (53-51) by the 13:54 mark. Arkansas went up by as many as four points (60-56) with 11:24 remaining, but the Bulldogs would regroup to force four deadlocks over a critical four-minute span.

Seven unanswered points by the home team put State on top by five points (73-68) with 3:56 left. The Razorbacks managed to cut the deficit to three points a couple of times down the stretch, but the Bulldogs finished off the game at the charity stripe. Hitting 23-of-29 from the line on the day, MSU converted on 14-of-18 free throws over the final 7:30 and went on to claim its eighth straight home win.

Arkansas 74 • (17-7, 6-4 SEC)

#	Player	Total			3-Ptr			Rebounds			PF	TP	A	TO	Blk	Stl	Min
		FG-FGA	FG-FGA	FT-FTA	FG-FGA	FG-FGA	FT-FTA	Off	Def	Tot							
13	Weems, Sonny	f	6-14	2-5	0-0	2 1	3	2	14	4 1	0	2	39				
15	Washington, Michael	f	1-2	1-2	0-0	0 0	0	2	3	0 0	0	1	0	0	1	12	12
51	Hill, Steven	c	2-3	0-0	2-2	3 1	4	2	6	0 0	5	0	0	0	0	0	17
14	Welsh, Stefan	g	4-5	0-1	1-1	0 1	1	1	9	0 1	0	0	0	0	0	0	13
21	Beverley, Patrick	g	4-7	2-4	1-3	3 3	6	2	11	0 3	1	0	39				
00	Ervin, Gary		6-11	2-3	1-2	1 3	4	3	15	1 0	0	1	29				
03	Thomas, Charles		1-5	0-0	1-1	0 3	3	5	3	1 5	0	0	13				
35	Townes, Darian		4-9	0-0	2-6	3 1	4	1	10	1 3	1	1	22				
03	Hunter, Vincent		1-7	1-5	0-0	0 1	1	5	3	0 1	0	0	3	16			
	Team					5 2	7										
	Totals		29-63	8-20	8-15	17 16	33	23	74	7 14	7	8	200				
	FG % 1st Half:	14-28	50.0%	2nd half:	15-35	42.9%	Game:	29-63	46.0%								Deadball Rebounds 2
	3FG % 1st Half:	3-7	42.9%	2nd half:	5-13	38.5%	Game:	8-20	40.0%								
	FT % 1st Half:	3-6	50.0%	2nd half:	5-9	55.6%	Game:	8-15	53.3%								

Mississippi State 80 • (17-7, 8-2 SEC)

#	Player	Total			3-Ptr			Rebounds			PF	TP	A	TO	Blk	Stl	Min
		FG-FGA	FG-FGA	FT-FTA	FG-FGA	FG-FGA	FT-FTA	Off	Def	Tot							
23	Rhodes, Charles	f	9-18	1-1	5-7	1 0	1	2	24	1 0	0	1	28				
32	Varnado, Jarvis	c	3-4	0-0	4-6	2 8	10	2	10	0 0	3	2	29				
11	Hansbrough, Ben	g	3-4	1-2	1-1	1 2	3	5	8	0 0	0	0	35				
22	Stewart, Barry	g	5-11	3-5	6-6	4 1	5	4	19	1 4	0	2	38				
44	Gordon, Jamont	g	1-9	0-4	7-9	2 6	8	1	9	8 6	2	1	35				
02	Johnson, Ravarn		1-3	0-1	0-0	0 2	2	1	2	0 1	0	0	8				
15	Benock, Riley		0-0	0-0	0-0	0 0	0	0	0	0 1	0	0	4				
21	Johnson, Brian		0-0	0-0	0-0	0 2	2	1	0	0 2	1	1	11				
25	Turner, Phil		0-0	0-0	0-0	0 0	0	0	0	0 0	0	0	1				
45	Bailey, Elgin		4-5	0-0	0-0	3 0	3	1	8	0 0	0	0	11				
	Team					3 1	4										
	Totals		26-54	5-13	23-29	16 22	38	17	80	10 14	6	7	200				
	FG % 1st Half:	19-34	55.9%	2nd half:	7-20	35.0%	Game:	26-54	48.1%								Deadball Rebounds 2
	3FG % 1st Half:	3-7	42.9%	2nd half:	2-6	33.3%	Game:	5-13	38.5%								
	FT % 1st Half:	6-8	75.0%	2nd half:	17-21	81.0%	Game:	23-29	79.3%								

Officials: Mike Stuart, Mike Nance, Ron Groover.  
Technical fouls: Arkansas-None. Mississippi State-None.  
Attendance: 10096  
Actual attendance: 8,793. MSU owns eight-game home winning streak over Arkansas. MSU reaches 10+ home wins (10-3 this season) for 10th straight season in Rick Stansbury era. Rhodes posts fifth 20-point game of season (17th of career). Varnado records fourth double-double of season (5th career).

Score by periods	1st	2nd	Total
Arkansas	34	40	74
Mississippi State	47	33	80

Last FG - AR 2nd-01:32, MS 2nd-04:54.  
Largest lead - AR by 4 2nd-11:24, MS by 15 2nd-19:08.

Score tied - 7 times.  
Lead changed - 10 times.

# MISSISSIPPI STATE-ARKANSAS SERIES HISTORY

## MSU-Arkansas Series (Arkansas leads, 26-20)

1952: MSU, 79-39 at Starkville  
 1953: UA, 102-71 at Fayetteville  
 1965: UA, 84-69 at Jackson  
 1966: UA, 69-61 at Little Rock  
 1970: MSU, 76-74 ot at Memphis#  
 1971: MSU, 69-67 at Fayetteville  
 1972: MSU, 78-75 at Starkville  
 1975: UA, 75-72 at Starkville  
 1978: UA, 94-61 at Little Rock  
 1992: UA, 99-78 at Fayetteville  
 UA, 84-76 at Starkville  
 1993: MSU, 80-76 ot at Starkville  
 UA, 115-58 at Fayetteville  
 1994: MSU, 72-71 at Starkville  
 UA, 80-62 at Fayetteville  
 1995: UA, 79-74 at Fayetteville  
 MSU, 83-62 at Starkville  
 1996: UA, 80-68 at Fayetteville  
 MSU, 78-63 at Starkville  
 1997: UA, 98-64 at Fayetteville  
 MSU, 93-77 at Starkville  
 1998: UA, 83-70 at Fayetteville  
 UA, 76-73 at Starkville  
 1999: UA, 61-59 at Starkville  
 UA, 82-62 at Fayetteville  
 UA, 84-79 ot at Atlanta

2000: UA, 83-73 at Fayetteville  
 UA, 87-81 at Starkville  
 2001: MSU, 87-73 at Starkville  
 UA, 83-72 at Fayetteville  
 2002: UA, 75-64 at Fayetteville  
 MSU, 89-83 at Starkville  
 2003: MSU, 84-54 at Starkville  
 UA, 53-51 at Fayetteville  
 2004: MSU, 80-62 at Starkville  
 MSU, 77-70 at Fayetteville  
 2005: MSU, 80-55 at Starkville  
 MSU, 57-55 at Fayetteville  
 2006: MSU, 69-67 at Starkville  
 UA, 80-70 at Fayetteville  
 2007: MSU, 84-60 at Starkville  
 UA, 67-58 at Fayetteville  
 UA, 81-72 at Atlanta  
 2008: UA, 78-58 at Fayetteville  
 MSU, 80-74 at Starkville  
 2009: MSU, 70-56 at Fayetteville

# - Liberty Bowl Classic

At Starkville: MSU leads, 15-5  
 At Fayetteville: UA leads, 16-4  
 At Neutral Sites: UA leads, 5-1

## ARKANSAS SERIES (UA leads, 26-20)

Last MSU win: 70-56 (2008-09)  
 Last UA win: 78-58 (2007-08)  
 Current MSU win streak: 2  
 Biggest MSU win: 79-39 (1951-52)  
 Biggest UA win: 115-58 (1992-93)  
 Most MSU points: 93 (1996-97)  
 Most UA points: 115 (1992-93)

### AT STARKVILLE (MSU leads, 15-5)

Last MSU win: 80-74 (2007-08)  
 Last UA win: 87-81 (1999-00)  
 Current MSU win streak: 8  
 Biggest MSU win: 79-39 (1951-52)  
 Biggest UA win: 84-76 (1991-92)  
 Most MSU points: 93 (1996-97)  
 Most UA points: 87 (1999-00)

### AT FAYETTEVILLE (UA leads, 16-4)

Last MSU win: 70-56 (2008-09)  
 Last UA win: 78-58 (2007-08)  
 Current MSU win streak: 1  
 Biggest MSU win: 70-56 (2008-09)  
 Biggest UA win: 115-58 (1992-93)  
 Most MSU points: 78 (1991-92)  
 Most UA points: 115 (1992-93)

### at Neutral Sites (UA leads, 5-1)

Last MSU win: 76-74 (1969-70)  
 Last UA win: 81-72 (2006-07)  
 Current UA win streak: 3  
 Biggest MSU win: 76-74 (1969-70)  
 Biggest UA win: 94-61 (1977-78)  
 Most MSU points: 79 (1998-99)  
 Most UA points: 94 (1977-78)

## LOOKING AHEAD TO MISSISSIPPI STATE'S NEXT FOUR OPPONENTS



■Who . . .  
*LSU Tigers*  
 ■When . . .  
*Wednesday, Feb. 11*  
 ■Where . . .  
*Humphrey Coliseum, Starkville*  
 ■Series . . .  
*LSU leads, 102-92*  
 ■Earlier This Year . . .  
*LSU, 81-57 @ Baton Rouge*



■Who . . .  
*Auburn Tigers*  
 ■When . . .  
*Saturday, Feb. 14*  
 ■Where . . .  
*Beard-Eaves Coliseum, Auburn*  
 ■Series . . .  
*Auburn leads, 67-62*  
 ■Last Meeting . . .  
*MSU, 89-78 @ Starkville*



■Who . . .  
*South Carolina Gamecocks*  
 ■When . . .  
*Wednesday, Feb. 18*  
 ■Where . . .  
*Humphrey Coliseum, Starkville*  
 ■Series . . .  
*MSU leads, 11-8*  
 ■Last Meeting . . .  
*MSU, 61-56 (ot) @ Columbia*



■Who . . .  
*Alabama Crimson Tide*  
 ■When . . .  
*Wednesday, Feb. 21*  
 ■Where . . .  
*Coleman Coliseum, Tuscaloosa*  
 ■Series . . .  
*Alabama leads, 110-71*  
 ■Earlier This Year . . .  
*MSU, 83-74 @ Starkville*

## MISSISSIPPI STATE QUICK FACTS

### LOCATION:

Starkville, Mississippi

### FOUNDED:

February 28, 1878

### CONFERENCE:

Southeastern

### ENROLLMENT:

17,824 (Spring 2008)

### COLORS:

Maroon (PMS 202) and White

### NICKNAME (MASCOT):

Bulldogs (Bully)

### HOME COURT (CAPACITY):

Humphrey Coliseum (10,500)

### RECORD IN HOME ARENA:

338-129 (.724) since 1975-76

### LARGEST HOME CROWD:

10,735 (Feb. 7, 2004 vs Ole Miss)

### PRESIDENT:

Dr. Mark E. Keenum (Miss. St., 1983)

### FACULTY ATHLETICS REPRESENTATIVE:

Dr. Steven C. Turner (Mercer, 1975)

### DIRECTOR OF ATHLETICS:

Greg Byrne (Arizona State, 1994)

### HEAD BASKETBALL COACH:

Rick Stansbury (Campbellsville, 1982)

### ASSISTANT BASKETBALL COACHES:

Robert Kirby (Pan American, 1983)

Phil Cunningham (Campbellsville, 1990)

Marcus Grant (Miss. State, 1995)

### COORDINATOR OF BASKETBALL OPERATIONS:

Talvis Franklin (Miss. State, 2007)

### BASKETBALL TRAINER:

Scott Johnson (UT-Chattanooga, 1998)

### BASKETBALL SID:

Gregg Ellis (Ole Miss, 1994)

### 2007-08 SEASON RECORDS:

Overall Record: 23-11

SEC Record: 12-4, First in West

### FIRST YEAR OF MSU BASKETBALL:

1908-09 (1,226-1,031 in 97th Season)

### NCAA TOURNAMENT APPEARANCES:

9 (2008, 2005-04-03-02, 1996-95, '91, '63) - 11-9

### BEST NCAA TOURNAMENT FINISHES:

1996 Final Four; 1995 Sweet Sixteen

### NIT APPEARANCES:

6 (2007-2001-1999-1994-1990-1979) - 6-6

### BEST NIT FINISH:

2007 National Semifinals

### SEC TOURNAMENT CHAMPIONSHIPS:

2 (2002-1996)

### SEC OVERALL CHAMPIONSHIPS:

6 (2004-1991-1963-1962-1961-1959)

### SEC WESTERN DIVISION TITLES:

6 (2008-2007-2004-2003-1996-1995)

## 2008-09 Mississippi State University Bulldogs

No.	Name	Pos.	Ht.	Wt.	Cl.	Exp.	Hometown (Previous School)
24	Kodi Augustus	F	6-8	220	So.	1L	Baton Rouge, LA (Maine Central Institute)
45	Elgin Bailey	F/C	6-8	254	So.	1L	New Orleans, LA (Belaire HS)
4	Twany Beckham	G	6-5	190	Fr.	HS	Louisville, KY (New Hampton [NH] School)
15	Riley Benock	G	6-4	180	So.	1L	Battletown, KY (Meade County HS)
33	Brandon Bolen	G	6-3	195	So.	1L	Madison, MS (Madison-Ridgeland Academy)
3	Dee Bost	G	6-2	170	Fr.	HS	Concord, NC (Hargrave Military Academy)
14	Rod Bryant	G	6-1	165	So.	1L	Birmingham, AL (G.W. Carver HS)
10	Christopher Gay	G	6-0	180	Sr.	TR	Hattiesburg, MS (William Carey College)
1	Jacquiese Holcombe	F	6-6	205	Jr.	JC	College Park, GA (Georgia Perimeter Co.)
44	Brian Johnson	F/C	6-9	245	Sr.	1L	Laurinburg, NC (University of Louisville)
2	Ravern Johnson	G/F	6-7	175	So.	1L	Lyon, MS (Coahoma County HS)
20	Taylor Luczak	F	6-8	220	Fr.	HS	Glens Falls, NY (Glens Falls Senior HS)
5	Romero Osby	F	6-8	230	Fr.	HS	Meridian, MS (Northeast Lauderdale HS)
22	Barry Stewart	G	6-3	170	Jr.	2L	Shelbyville, TN (Shelbyville Central HS)
25	Phil Turner	G	6-3	170	So.	1L	Grenada, MS (Grenada HS)
32	Jarvis Varnado	F/C	6-9	210	Jr.	2L	Brownsville, TN (Haywood HS)

### Numerical Roster

No.	Name	Pos.	Ht.	Wt.	Cl.	Exp.	Hometown (Previous School)
1	Jacquiese Holcombe	F	6-6	205	Jr.	JC	College Park, GA (Georgia Perimeter Co.)
2	Ravern Johnson	G/F	6-7	175	So.	1L	Lyon, MS (Coahoma County HS)
3	Dee Bost	G	6-2	170	Fr.	HS	Concord, NC (Hargrave Military Academy)
4	Twany Beckham	G	6-5	190	Fr.	HS	Louisville, KY (New Hampton [NH] School)
5	Romero Osby	F	6-8	230	Fr.	HS	Meridian, MS (Northeast Lauderdale HS)
10	Christopher Gay	G	6-0	180	Sr.	TR	Hattiesburg, MS (William Carey College)
14	Rod Bryant	G	6-1	165	So.	1L	Birmingham, AL (G.W. Carver HS)
15	Riley Benock	G	6-4	180	So.	1L	Battletown, KY (Meade County HS)
20	Taylor Luczak	F	6-8	220	Fr.	HS	Glens Falls, NY (Glens Falls Senior HS)
22	Barry Stewart	G	6-3	170	Jr.	2L	Shelbyville, TN (Shelbyville Central HS)
24	Kodi Augustus	F	6-8	220	So.	1L	Baton Rouge, LA (Maine Central Institute)
25	Phil Turner	G	6-3	170	So.	1L	Grenada, MS (Grenada HS)
32	Jarvis Varnado	F/C	6-9	210	Jr.	2L	Brownsville, TN (Haywood HS)
33	Brandon Bolen	G	6-3	195	So.	1L	Madison, MS (Madison-Ridgeland Academy)
44	Brian Johnson	F/C	6-9	245	Sr.	1L	Laurinburg, NC (University of Louisville)
45	Elgin Bailey	F/C	6-8	254	So.	1L	New Orleans, LA (Belaire HS)

Head Coach: Rick Stansbury (Campbellsville, 1982 - 11th year)

Asst. Coach: Robert Kirby (Pan American, 1983 - 11th year)

Asst. Coach: Phil Cunningham (Campbellsville, 1990 - 9th year)

Asst. Coach: Marcus Grant (Mississippi State, 1995 - 5th year)

Coord. of BB Ops: Talvis Franklin (Mississippi State, 2007 - 2nd year)

### PRONUNCIATION GUIDE

KODI AUGUSTUS: CO-DEE  
 TWANY BECKHAM: TWAHN-NEE  
 RILEY BENOCK: BEE-KNOCK  
 JACQUIESE HOLCOMBE: JOCK-WHEECE  
 RAVERN JOHNSON: RAY-VERN  
 TAYLOR LUCZAK: LOU-ZACK  
 ROMERO OSBY: RO-MARE-OH OZ-BEE  
 JARVIS VARNADO: VUR-NAR-DOE

## Mississippi State Basketball Roster Breakdown

### By Class:

Seniors	Juniors	Sophomores	Freshman
Christopher Gay	Jacquiese Holcombe	Kodi Augustus	Twany Beckham
Brian Johnson	Barry Stewart	Elgin Bailey	Dee Bost
	Jarvis Varnado	Riley Benock	Taylor Luczak
		Brandon Bolen	Romero Osby
		Rod Bryant	
		Ravern Johnson	
		Phil Turner	

### By State:

Mississippi: Brandon Bolen, Christopher Gay,  
 Ravern Johnson, Romero Osby, Phil Turner  
 Tennessee: Barry Stewart, Jarvis Varnado  
 Kentucky: Twany Beckham, Riley Benock  
 Louisiana: Kodi Augustus, Elgin Bailey  
 North Carolina: Dee Bost, Brian Johnson  
 Alabama: Rod Bryant  
 Georgia: Jacquiese Holcombe  
 New York: Taylor Luczak

## MISSISSIPPI STATE PRESEASON AWARDS

In the 2008 SEC media poll, MSU, the two-time defending Western Division champions, was picked to finish fourth behind Alabama, LSU and Ole Miss, respectively. From an individual standpoint, Bulldogs junior forward Jarvis Varnado was named first-team All-SEC by the league coaches, while the media voted him second-team. Nationally, true freshman Dee Bost of Concord, N.C., was tabbed honorable mention freshman All-American by CollegeHoops.net.

## ARKANSAS FACTS

Nickname: .....Razorbacks  
 Colors: .....Cardinal & White  
 Conference: .....Southeastern Conference  
 2007-08 Record: .....23-12  
 Conference: .....9-7, 2nd (West)  
 Starters returning/lost: .....1/4  
 Lettermen returning/lost: .....3/7  
 Sports Information Director: .....Robby Edwards  
 SID Phone: .....1-479-575-2751

## EXHIBITION 1

### MSU 88, MONTEVALLO 59

Nov. 1, 2008 • STARKVILLE, MS

In the season's first of two exhibition contests, Mississippi State rode a double-double performance from junior Jarvis Varnado to take care of visiting Montevallo 88-59 at Humphrey Coliseum.

Varnado, the reigning National Defensive Player of the Year, recorded 17 points on 7-of-9 shooting from the floor to go along with his game-high 12 rebounds. He also blocked eight shots after leading the nation in blocked shots a year ago with 157. Sophomore Ravern Johnson led all scorers on the night with an 8-of-14 performance from the field for a total of 19 points, while freshman Romero Osby pitched in the team's second double-double with 10 points and 11 boards. Dee Bost scored 13 points and handed out seven assists to just three turnovers in the win.

Junior guards Marcus Lancaster and Freddy Little led Montevallo in scoring with 10 points apiece on a collective 8-of-25 shooting performance, while junior forward Nate Flowers led the squad in rebounding with nine boards.

Ranking second nationally in team field-goal percentage defense last year, the Bulldogs followed suit by holding Montevallo to just 23-of-71 shooting from the floor for a 32.6% mark. Also specializing in blocks as a team by ranking second nationally in that category a year ago, MSU swatted 13 shots on the evening. Leading Montevallo in rebounding at halftime 32-21, State never let up and finished the game with a 62-37 advantage.

#### Montevallo

Player	FG	3FG	FT	RB	PF	PT	A	Min
Flowers f	3-9	0-0	2-5	9	2	8	1	26
Brown f	4-12	0-0	0-1	6	4	8	1	27
Lancaster g	3-8	1-1	3-4	3	1	10	1	23
Humphrey g	2-8	0-4	0-0	0	4	4	0	18
Little g	5-17	0-4	0-1	3	1	10	2	31
Krych	2-4	0-0	5-8	3	4	9	0	15
Ragan	2-7	0-2	0-0	5	0	4	2	23
Hutchinson	0-0	0-0	0-0	0	0	0	1	2
McMillan	0-3	0-2	1-2	2	1	1	1	19
Lynch	1-2	1-2	0-0	0	0	3	0	2
Nelson	0-0	0-0	0-0	0	0	0	0	2
Carlyle	1-1	0-0	0-0	2	3	2	0	12
Team				4				
<b>TOTALS</b>	<b>23-71</b>	<b>2-15</b>	<b>11-21</b>	<b>37</b>	<b>20</b>	<b>59</b>	<b>9</b>	<b>200</b>

#### Mississippi State

Player	FG	3FG	FT	RB	PF	PT	A	Min
B. Johnson f	1-1	1-1	2-2	5	1	5	0	17
Varnado c	7-9	0-0	3-5	12	1	17	4	24
R. Johnson g	8-14	3-8	0-0	4	2	19	1	24
Bost g	5-12	1-5	2-4	4	2	13	7	32
Stewart g	4-12	2-7	0-0	5	4	10	4	28
Holcombe	1-5	0-3	0-0	3	3	2	0	16
Osby	3-5	0-0	4-6	11	3	10	1	13
Gay	0-1	0-1	0-0	0	0	0	0	2
Benock	0-3	0-3	0-0	4	0	0	3	16
Luczak	0-0	0-0	0-0	1	0	0	1	2
Augustus	2-4	0-1	3-4	5	2	7	2	12
Bolen	0-1	0-0	0-0	1	0	0	0	2
Bailey	1-4	0-0	3-5	4	4	5	0	12
Team				3				
<b>TOTALS</b>	<b>32-71</b>	<b>7-29</b>	<b>17-23</b>	<b>62</b>	<b>22</b>	<b>88</b>	<b>23</b>	<b>200</b>

Halftime: MSU 36, MON 26. FG%: MSU 45.1%, MON 32.4%. 3FG%: MSU 24.1%, MON 13.3%. FT%: MSU 65.4%, MON 52.4%. Turnovers: MSU 21 (Bost, Stewart, Osby, Augustus, Bailey 3), MON 13 (Brown 4). Blocked Shots: MSU 13 (Varnado 8), MON 1 (Carlyle). Steals: MSU 8 (Bost, Benock 2), MON 12 (Ragan 3). Officials: Anthony Jordan, Jeff Nichols, Mike Stuart. Attendance: 2,621.

## EXHIBITION 2

### MSU 67, OKLAHOMA CITY 65

Nov. 8, 2008 • STARKVILLE, MS

Mississippi State utilized an 18-5 rally in the final minutes to overcome two-time defending NAIA national champion Oklahoma City 67-65 at Humphrey Coliseum in the season's final exhibition outing.

Junior Jarvis Varnado once again flirted with triple-double status in the contest by scoring 12 points, claiming a game-high 13 rebounds, and swatting eight shots after leading the nation in blocks a year ago. Varnado amassed 29 points, 25 rebounds and 16 blocks in State's two exhibition contests.

Senior Brian Johnson fell just a rebound shy of a double-double performance for the Bulldogs with 10 points on 5-of-7 shooting, while standout freshman Dee Bost tallied 11 points and six assists. Junior Barry Stewart and sophomore Ravern Johnson rounded out State scorers in double digits with 11 and 10 points, respectively.

Forward Jamarcus Ellis led the Stars with a game-high 26 points on 10-of-24 shooting along with five rebounds. Senior Sao Paulo, Brazil native Ricardo De Bem pitched in 11 points and seven rebounds while junior Davell Jackson also contributed 11 points.

The Bulldogs never led until the 1:41 mark of the second half when Ravern Johnson drained a 3-pointer for a 65-63 advantage. However, the Stars answered and evened the score on an Ellis jumper, but with 1:23 left, Varnado gave MSU the lead for good on a dunk.

#### Oklahoma City

Player	FG	3FG	FT	RB	PF	PT	A	Min
Telo f	3-7	0-3	2-3	4	2	8	2	32
Phillips f	2-5	1-4	0-0	4	4	5	1	28
De Bem c	5-13	0-0	1-3	7	3	11	1	27
Ellis g	10-24	5-11	1-2	5	1	26	2	40
Jackson g	5-11	0-0	1-4	6	2	11	5	40
Jones	1-2	0-0	0-0	3	2	2	0	23
Lovelace	1-1	0-0	0-0	4	1	2	0	10
Team				5				
<b>TOTALS</b>	<b>27-63</b>	<b>6-18</b>	<b>5-12</b>	<b>38</b>	<b>15</b>	<b>65</b>	<b>11</b>	<b>200</b>

#### Mississippi State

Player	FG	3FG	FT	RB	PF	PT	A	Min
Osby f	0-4	0-2	0-0	0	3	0	0	12
Varnado f	4-10	0-0	4-7	13	2	12	1	24
R. Johnson g	4-9	1-4	1-2	5	1	10	1	24
Bost g	3-7	3-6	2-2	2	3	11	6	24
Stewart g	3-11	3-7	2-2	2	0	11	1	24
Holcombe	1-6	0-1	0-0	4	1	2	0	16
Benock	0-3	0-3	0-0	1	1	0	1	16
Augustus	1-2	0-0	0-0	2	0	2	0	6
Turner	1-3	1-2	0-0	1	2	3	0	16
B. Johnson	5-7	0-0	0-1	9	1	10	1	22
Bailey	3-11	0-0	0-3	10	2	6	0	16
Team				4				
<b>TOTALS</b>	<b>25-73</b>	<b>8-25</b>	<b>9-17</b>	<b>53</b>	<b>16</b>	<b>67</b>	<b>11</b>	<b>200</b>

Halftime: OCU 31 MSU 27. FG%: MSU 34.2%, OCU 42.9%. 3FG%: MSU 32.0%, OCU 33.3%. FT%: MSU 52.9%, OCU 41.7%. Turnovers: MSU 19 (Turner 4), OCU 17 (Ellis 6). Blocked Shots: MSU 11 (Varnado 8), OCU 1 (De Bem 1). Steals: MSU 6 (Six with 1), OCU 11 (Three with 3). Officials: Mike Stuart, Patrick Evans, Chuck Jones. Attendance: 2,592.

## GAME 1

### MSU 77, CENTENARY 55

Nov. 15, 2008 • STARKVILLE, MS

Mississippi State's Ravern Johnson hit five 3-point baskets and scored a team-high 15 points as the Bulldogs defeated Centenary College 77-55 in a season-opening men's basketball game at Humphrey Coliseum.

The Bulldogs scored the game's first seven points and never trailed in the contest. MSU improved to 9-2 in season openers under coach Rick Stansbury and 76-21 all-time.

MSU set the tone from 3-point range early. Dee Bost and Johnson hit back-to-back 3-pointers to help the Bulldogs spring from the gates. Those two treys would be the first of 10 for the hosts in the contest. The early lead stretched to double digits at 17-7 on a jumper from Riley Benock.

In the opening half, the Bulldogs used a five-on-five rotation as the search for consistency and set lineups will continue in non-conference play. Another 7-0 run allowed the Bulldogs to take their largest first-half lead, at 30-15. In the opening half, the Bulldogs only shot 36.7 percent from the field, yet managed a 34-20 lead at the intermission.

In the second half, the defensive pressure allowed the lead to grow quickly. A jumper by Jacquiese Holcombe ran the advantage to 51-31 with 13:03 remaining. MSU took its largest lead at 27 points on two different occasions in the closing minutes.

Also scoring in double-digits for MSU were Barry Stewart and Elgin Bailey with 13 and 10 points, respectively.

Nick Stallings paced the Gents with 16 points.

#### Centenary (0-1)

Player	FG	3FG	FT	RB	PF	PT	A	Min
Bohnam f	2-5	0-0	0-1	4	3	4	1	25
Stallings g	6-17	4-7	0-0	7	3	16	1	29
Adams g	4-13	4-8	3-4	6	2	15	6	35
Redus g	2-9	0-2	3-4	1	4	7	2	29
Starring g	1-9	0-3	0-1	2	0	2	0	24
Tubner	0-2	0-1	0-0	4	1	0	2	19
Gatlin	4-8	1-1	0-0	7	0	9	0	27
Hill	0-0	0-0	0-0	0	0	0	0	1
Harris	1-2	0-0	0-2	1	2	2	0	11
Team				6				
<b>TOTALS</b>	<b>20-65</b>	<b>9-22</b>	<b>6-12</b>	<b>38</b>	<b>15</b>	<b>55</b>	<b>12</b>	<b>200</b>

#### Mississippi State (1-0)

Player	FG	3FG	FT	RB	PF	PT	A	Min
Augustus f	2-3	0-0	2-2	3	2	6	2	17
Varnado f	3-6	0-0	3-5	11	1	9	1	25
R. Johnson g	5-9	5-8	0-0	3	1	15	3	24
Bost g	3-8	2-4	1-2	3	2	9	4	23
Stewart g	4-8	2-4	3-4	3	3	13	1	23
Holcombe	1-2	0-1	0-0	1	2	2	1	17
Osby	1-4	0-1	2-3	7	1	4	1	19
Gay	0-0	0-0	0-0	1	0	0	0	2
Benock	3-3	1-1	0-0	1	0	7	2	15
Luczak	0-0	0-0	0-0	0	0	0	0	2
Turner	1-4	0-3	0-0	5	3	2	2	15
Bolen	0-0	0-0	0-0	0	0	0	0	2
Bailey	4-11	0-0	2-4	3	1	10	0	16
Team				4				
<b>TOTALS</b>	<b>27-48</b>	<b>10-22</b>	<b>13-20</b>	<b>45</b>	<b>16</b>	<b>77</b>	<b>17</b>	<b>200</b>

Halftime: MSU 34 CEN 20. FG%: MSU 46.6%, CEN 30.8%. 3FG%: MSU 45.5%, CEN 40.9%. FT%: MSU 65.0%, CEN 50.0%. Turnovers: MSU 17 (Stewart 4), CEN 18 (Gatlin 4). Blocked Shots: MSU 16 (Varnado 7), CEN 4 (Bonham 2). Steals: MSU 12 (Stewart 4), CEN 11 (Adams 4). Officials: Doug Shows, Ron Groover, Tracy Woodson. Attendance: 8,063.

## GAME 2

### MSU 78, LOUISIANA-MONROE 49 Nov. 17, 2008 • STARKVILLE, MS

Junior guard Barry Stewart connected on three of his six attempts from long range and scored 17 points to lead the Mississippi State Bulldogs to a commanding 78-49 victory against the visiting Louisiana-Monroe Warhawks.

Stewart finished the game 6-of-9 shooting to go along with an assist, block and steal. Jarvis Varnado swatted nine shots by halftime and finished with that total to go with 11 rebounds for the game. Outstanding freshman point guard Dee Bost handed out seven assists and shot 3 of 6 from behind the arc to score 14 points.

Sophomore big men Elgin Bailey and Kodi Augustus notched nine and eight boards, respectively, while sophomore shooting specialist Raven Johnson grabbed four rebounds and scored 10 points. Augustus also scored a career-high 12 points.

Starkville native, junior Jarvis Hill led the Warhawks with 19 points on 8-of-17 shooting and four rebounds.

State suffocated ULM from the tip as the Warhawks connected on just three of their first 16 attempts from the floor.

Conversely, State drained five of their first seven treys and never trailed en route to a 35-24 advantage at the half.

MSU quickly stormed out to a 55-35 lead in the second stanza on an 18-4 run, capped by a made three-point conversion from the charity stripe by Bailey. From that point forward the Bulldogs dominated the game, finishing on a 10-2 streak.

#### Louisiana-Monroe (1-1)

Player	FG	3FG	FT	RB	PF	PT	A	Min
Turner	f 1-2	0-0	0-0	3	4	2	0	21
Nweke	f 0-7	0-1	0-0	5	4	0	0	24
Hooper	g 5-16	1-5	3-8	5	3	14	1	34
Hill	g 8-17	1-7	2-4	4	3	19	0	28
Roberts	g 0-0	0-0	0-0	1	0	0	0	13
Forbes	1-1	1-1	0-0	0	0	3	0	3
Williams	0-5	0-2	0-0	0	0	0	1	12
Lassiter	0-4	0-1	0-0	0	3	0	2	15
Averette	0-2	0-1	0-0	2	1	0	2	12
Thomas	3-8	1-2	0-0	4	3	7	2	16
Hampton	2-6	0-0	0-2	3	4	4	0	19
Garrison	0-1	0-1	0-0	0	0	0	0	3
Team				9				
<b>TOTALS</b>	<b>20-69</b>	<b>4-21</b>	<b>5-14</b>	<b>36</b>	<b>25</b>	<b>49</b>	<b>8</b>	<b>200</b>

#### Mississippi State (2-0)

Player	FG	3FG	FT	RB	PF	PT	A	Min
Augustus	f 4-5	1-1	3-3	8	2	12	2	21
Varnado	f 1-4	0-0	0-1	11	1	2	1	27
R. Johnson	g 4-9	2-4	0-1	4	2	10	2	27
Bost	g 4-9	3-6	3-4	3	1	14	7	26
Stewart	g 6-9	3-6	2-4	1	3	17	1	26
Holcombe	2-3	0-1	0-0	2	3	4	0	12
Osby	2-4	0-0	3-3	2	2	7	0	14
Gay	0-0	0-0	0-0	0	0	0	0	1
Benock	0-2	0-2	0-0	2	2	0	2	12
Luczak	1-1	0-0	0-0	0	0	2	0	1
Turner	1-3	0-1	1-2	2	1	3	4	14
Bolen	0-0	0-0	0-0	0	0	0	0	2
Bailey	3-7	0-0	1-1	9	1	7	1	17
Team				6				
<b>TOTALS</b>	<b>28-56</b>	<b>9-21</b>	<b>13-19</b>	<b>50</b>	<b>18</b>	<b>78</b>	<b>20</b>	<b>200</b>

Halftime: MSU 35 ULM 24. FG%: MSU 50.0%, ULM 29.0%. 3FG%: MSU 42.9%, ULM 19.0%. FT%: MSU 68.4%, ULM 35.7%. Turnovers: MSU 20 (Varnado, Stewart, Bailey 3), ULM 13 (Roberts, Lassiter 2). Blocked Shots: MSU 12 (Varnado 9), ULM 0. Steals: MSU 4 (4 tied with 1), ULM 7 (Turner, Hill 2). Officials: J.B. Caldwell, Tom Eades, Chuck Jones. Attendance: 8,732

## GAME 3

### MSU 102, NORTH ALABAMA 61 Nov. 19, 2008 • STARKVILLE, MS

Junior Jarvis Varnado blocked seven shots and matched a career-high 16 points to power the Bulldogs to a 102-61 victory against the North Alabama Lions in first-round action of the Legends Classic at Humphrey Coliseum.

He also slammed the boards for 14 rebounds to record his first double-double of the young season. Tying for the team lead was fellow junior Barry Stewart, who drained 3-of-5 treys for 16 points. Sophomores Elgin Bailey and Kodi Augustus continued their solid play with a combined 18 points and 12 rebounds, while Bailey had 10 points.

Freshman Romero Osby finished with 15 points, while Dee Bost tallied 10 assists.

MSU, which hasn't trailed at all this year, stormed out of the gates behind three Varnado blocks in the first three minutes, while hitting five of their first seven attempts from the floor. Midway through the first half, State staked a 20-2 run, sparked by back-to-back threes from Osby and sophomore Riley Benock to hold a 48-30 halftime advantage.

North Alabama took the initiative into the second stanza, however, by scoring six straight points to start the half.

MSU eclipsed the 100-point mark for the first time since scoring 101 against Bradley in the second round of the NIT in 2007, while State's bench accomplished a rare feat by combining for an impressive total of 47 points.

Following suit, the Dawgs put up an outstanding number on the boards, outrebounding UNA, 51-27.

#### North Alabama (2-1)

Player	FG	3FG	FT	RB	PF	PT	A	Min
Gay	f 2-12	1-3	0-0	5	1	5	1	32
Fraise	f 7-22	1-5	2-3	5	1	17	2	34
Collins	g 0-4	0-3	0-0	2	3	0	1	22
Johnson	g 4-10	2-4	0-0	3	2	10	3	28
Redden	g 6-9	2-4	2-2	3	3	16	1	26
Speight	0-3	0-1	4-8	3	0	4	0	15
McCants	1-1	0-0	0-2	0	1	2	0	11
Deegan	1-1	1-1	0-0	0	0	3	0	5
Lima	2-6	0-0	0-0	2	5	4	0	13
Hunter	0-4	0-1	0-0	3	4	0	2	14
Team				1				
<b>TOTALS</b>	<b>23-72</b>	<b>7-22</b>	<b>8-15</b>	<b>27</b>	<b>20</b>	<b>61</b>	<b>10</b>	<b>200</b>

#### Mississippi State (3-0)

Player	FG	3FG	FT	RB	PF	PT	A	Min
Augustus	f 3-5	0-2	2-2	7	1	8	0	22
Varnado	f 6-7	0-0	4-4	14	1	16	0	22
R. Johnson	g 3-7	2-5	0-0	2	1	8	1	23
Bost	g 2-5	1-3	2-2	2	2	7	10	23
Stewart	g 5-8	3-5	3-4	2	2	16	1	22
Holcombe	2-5	0-1	0-0	5	0	4	0	18
Osby	5-9	1-3	4-4	3	0	15	0	18
Gay	0-0	0-0	0-0	0	0	0	0	1
Benock	3-4	2-3	0-0	1	4	8	1	13
Luczak	0-0	0-0	0-0	0	0	0	0	2
Turner	2-4	2-3	2-2	4	0	8	3	16
Bolen	1-1	0-0	0-0	0	0	2	1	4
Bailey	2-4	0-0	6-8	5	1	10	2	16
Team				6				
<b>TOTALS</b>	<b>34-59</b>	<b>11-25</b>	<b>23-26</b>	<b>51</b>	<b>12</b>	<b>102</b>	<b>17</b>	<b>200</b>

Halftime: MSU 48, UNA 30. FG%: MSU 57.6%, UNA 31.9%. 3FG%: MSU 44.0%, UNA 31.8%. FT%: MSU 88.5%, UNA 53.3%. Turnovers: MSU 21 (Bost 5), UNA 15 (Johnson, Lima, Hunter 3). Blocked Shots: MSU 13 (Varnado 7), UNA 2 (Lima, Hunger 1). Steals: MSU 10 (Turner 3), UNA 12 (Speight 3). Officials: James Barker, Gerrald Drummond, Chuck Jones. Attendance: 8,579.

## GAME 4

### MSU 84, FAIRLEIGH DICKINSON 58 Nov. 22, 2008 • STARKVILLE, MS

Junior Jarvis Varnado blocked eight shots and became Mississippi State's all-time leader in that category as the Bulldogs upended Fairleigh Dickinson in the second round of the Legends Classic, 84-58, at Humphrey Coliseum.

Varnado, who also recorded his second-straight double-double with 14 points and 16 rebounds, broke Erick Dampier's total of 249 blocks set from 1994-96.

As a team, MSU swatted away 15 shots, one shy of tying the school record set last year against Georgia.

The Bulldogs, who led from start to finish, also forced 19 turnovers and collected seven steals, while limiting the Knights to 16-of-66 shooting after misfiring on their first 16 shots.

Offensively, Barry Stewart and Raven Johnson rounded out the double-digit scoring with 12 and 11 points, respectively.

Sophomore Phil Turner tied a season high with eight points on 3-of-4 shooting while freshman Twany Beckham notched two steals and four points in his Maroon and White debut.

FDU junior guard Cameron Tyler hit just 3 of his 15 attempts from the floor but managed 16 points to lead the Knights in scoring, followed by Terence Grier with 10.

MSU freshman point guard Dee Bost handed out six assists to give him an SEC-best 27, and the Bulldogs improved to 4-0 for the first time since 2003-04.

#### Fairleigh Dickinson (0-3)

Player	FG	3FG	FT	RB	PF	PT	A	Min
Baptiste	f 1-12	1-5	2-2	11	1	5	0	21
Svrclik	f 3-11	0-3	3-4	8	4	9	0	37
Galvin	g 0-4	0-0	3-4	7	4	3	2	23
Fernley	g 1-1	1-1	0-0	0	0	3	0	7
Blackgrove	g 0-0	0-0	0-0	0	0	0	0	4
Grier	3-5	1-1	3-4	3	3	10	0	17
Stasyszyn	0-3	0-2	0-0	1	2	0	0	17
Tyler	3-15	1-4	9-21	1	2	16	3	33
Moore	3-9	1-5	0-0	8	0	7	1	21
Mofunanya	2-6	0-0	1-4	8	5	5	1	20
Team				3				
<b>TOTALS</b>	<b>16-66</b>	<b>5-21</b>	<b>21-39</b>	<b>50</b>	<b>21</b>	<b>58</b>	<b>7</b>	<b>200</b>

#### Mississippi State (4-0)

Player	FG	3FG	FT	RB	PF	PT	A	Min
Augustus	f 3-3	0-0	0-0	6	5	6	1	15
Varnado	f 5-9	0-0	4-7	16	2	14	1	24
R. Johnson	g 4-10	3-6	0-0	4	1	11	0	23
Bost	g 2-8	0-4	2-4	1	3	6	6	24
Stewart	g 4-9	2-5	2-4	2	1	12	2	23
Holcombe	0-1	0-1	1-2	0	3	1	0	10
Beckham	2-2	0-0	0-1	2	2	4	2	10
Osby	3-7	1-3	2-2	5	3	9	1	23
Gay	0-0	0-0	0-0	0	0	0	0	1
Benock	2-4	2-4	0-0	1	1	6	1	17
Turner	3-4	1-1	1-2	2	3	8	1	11
Bolen	0-0	0-0	0-0	0	0	0	0	2
Bailey	2-2	0-0	3-6	4	5	7	0	17
Team				2				
<b>TOTALS</b>	<b>30-59</b>	<b>9-24</b>	<b>15-28</b>	<b>45</b>	<b>29</b>	<b>84</b>	<b>15</b>	<b>200</b>

Halftime: MSU 43, FDU 19. FG%: MSU 50.8%, FDU 24.2%. 3FG%: MSU 37.5%, FDU 23.8%. FT%: MSU 53.6%, FDU 53.8%. Turnovers: MSU 16 (Bost 4), FDU 19 (Mofunanya 5). Blocked Shots: MSU 15 (Varnado 8), FDU 3 (Mofunanya 2). Steals: MSU 7 (Beckham 2), FDU 5 (Moore 2). Officials: Frank Raposo, Tim Ebersol, Scott Bolnick. Attendance: 9,028

## GAME 5

### MSU 76, ST. BONAVENTURE 71 Nov. 25, 2008 • OLEAN, NY

Mississippi State scored the game's final five points to hold off St. Bonaventure 76-71 in front of a sellout crowd at the Reilly Center.

The Bulldogs won their first road game of the young season and moved to 5-0 for the first time since the 2003-04 squad won their first 13 games. Still, the contest was not without its dramatic moments at the end. MSU appeared to have things well in hand, taking a 63-48 lead with 9:31 remaining.

However, defensive pressure and some turnovers allowed the Bonnies to stage one final rally. SBU tied the game 71-all on a 3-point basket from Chris Matthews, capping a 10-2 run. The tie was short lived as Twany Beckham broke the tie by hitting one of two free throws with 1:21 remaining. A basket by Ravern Johnson upped the advantage with 18 seconds remaining. Johnson returned to the line to sink a pair of game-clinching free throws with one second left.

Jarvis Varnado had a huge night for the Bulldogs with 19 points, 12 rebounds and six blocks. Ravern Johnson added 18 points and seven rebounds for the Bulldogs.

Ray Blackburn paced the Bonnies with 22 points. Andrew Nicholson scored 13 points, while Chris Matthews and Jonathan Hall each added 10 points.

For the contest, the Bulldogs shot 42.4 percent from the floor (25 of 59) and was 5 of 13 from 3-point range.

#### Mississippi State (5-0)

Player	FG	3FG	FT	RB	PF	PT	A	Min
R. Johnson g	6-9	2-3	4-4	7	1	18	1	29
Augustus f	2-6	0-1	0-1	6	4	4	1	19
Varnado c	7-12	0-0	5-7	12	3	19	0	34
Bost g	1-8	0-1	4-5	4	2	6	2	20
Stewart g	1-9	1-4	0-0	3	3	3	4	32
Beckham	2-3	0-0	4-6	1	1	8	3	20
Osby	3-4	0-0	0-0	4	5	6	0	18
Benock	2-3	2-3	0-0	10	0	6	0	8
Turner	1-4	0-1	4-4	3	0	6	3	14
Bailey	0-1	0-0	0-0	1	2	0	0	6
Team				4				
<b>TOTALS</b>	<b>25-59</b>	<b>5-13</b>	<b>21-27</b>	<b>46</b>	<b>21</b>	<b>76</b>	<b>14</b>	<b>200</b>

#### St. Bonaventure (3-2)

Player	FG	3FG	FT	RB	PF	PT	A	Min
Nicholson f	6-11	0-0	1-4	9	3	13	0	27
Carter f	3-9	0-1	1-2	5	1	7	0	14
Matthews g	4-11	2-6	0-0	6	4	10	1	35
Hall g	4-10	0-1	2-2	2	4	10	1	31
Eleby g	0-6	0-0	1-4	3	4	1	4	24
Blackburn	6-11	3-3	7-8	1	4	22	4	30
Thomas	2-3	0-0	1-2	2	3	5	0	11
Benson	0-0	0-0	0-0	0	0	0	0	4
Cook	0-2	0-0	0-0	2	1	0	1	13
Davenport	1-4	0-2	1-1	1	1	3	0	11
Team				5				
<b>TOTALS</b>	<b>26-67</b>	<b>5-13</b>	<b>14-23</b>	<b>36</b>	<b>25</b>	<b>71</b>	<b>11</b>	<b>200</b>

Halftime: MSU 36, SBU 34. FG%: MSU 42.4%, SBU 38.8%. 3FG%: MSU 38.5%, SBU 38.5%. FT%: MSU 77.8%, SBU 60.9%. Turnovers: MSU 24 (Bost 6), SBU 17 (Hall 5). Blocked Shots: MSU 7 (Varnado 6), SBU 4 (Nicholson, Davenport 2). Steals: MSU 7 (Bost 3), SBU 9 (Hall 5). Officials: Mike Roberts, James Reeding, Gene Crawford. Attendance: 5,111.

## GAME 6

### WASHINGTON STATE 63, MSU 52 Nov. 28, 2008 • NEWARK, NJ

A spirited second-half rally fell short as Mississippi State dropped a 63-52 decision to Washington State in a semifinal round matchup of the Legends Classic at the Prudential Center.

The Bulldogs trailed by as many as 17 midway through the second half. A 9-0 run helped MSU cut the deficit to six before a more-experienced Cougars squad pulled away for the final margin.

MSU lost for the first time on the young season, falling to 5-1. Washington State, a member of the Pac 10 Conference, improved to 5-0.

The lead changed hands on a couple of occasions in the opening half. A Barry Stewart 3-point basket gave MSU its largest lead of the afternoon at 18-15, but WSU ended the half on a 20-8 run. That run including a pair of baskets from Aron Baynes, who was 6 of 6 in the opening half.

In the second frame, WSU's physical defense in the opening stages allowed the Cougars to stretch the advantage to 52-35 with less than 10 minutes remaining. But another 3-point basket by Stewart sparked a 9-0 run as the Bulldogs closed the deficit to 52-44. MSU would then cut the lead to six points, before making turnovers on three of the game's next four possessions.

Kodi Augustus and Stewart each had 10 points to pace the Bulldogs. Dee Bost added eight points, while Romero Osby and Ravern Johnson each added seven.

#### Mississippi State (5-1)

Player	FG	3FG	FT	RB	PF	PT	A	Min
R. Johnson g	3-7	1-1	0-0	2	3	7	1	30
Augustus f	2-7	1-3	5-6	4	2	10	0	27
Varnado c	1-3	0-0	0-2	5	0	2	1	25
Bost g	0-5	1-3	5-6	7	5	8	3	30
Stewart g	3-10	2-5	2-2	2	3	10	0	30
Beckham	0-2	0-0	1-2	0	0	1	1	10
Osby	3-6	0-1	3-4	0	1	7	0	13
Benock	0-0	0-0	0-0	1	0	0	1	10
Turner	2-3	1-1	0-0	4	2	5	0	10
Bailey	1-3	0-0	0-1	3	2	2	0	15
Team				3				
<b>TOTALS</b>	<b>15-46</b>	<b>6-14</b>	<b>16-23</b>	<b>31</b>	<b>18</b>	<b>52</b>	<b>7</b>	<b>200</b>

#### Washington State (5-0)

Player	FG	3FG	FT	RB	PF	PT	A	Min
Harmeling f	1-4	0-3	2-2	0	2	4	0	26
Baynes c	8-10	0-0	1-3	4	5	17	0	22
Thompson g	7-14	1-5	4-4	10	1	19	1	37
Koprivica g	3-7	1-2	0-1	6	2	7	3	36
Rochestie g	2-14	0-3	4-5	3	1	8	5	37
Capers	0-0	0-0	0-0	1	0	0	0	10
Casto	2-4	0-0	0-0	2	4	4	0	16
Forrest	2-5	0-0	0-0	5	4	4	1	16
Team				4				
<b>TOTALS</b>	<b>25-58</b>	<b>2-13</b>	<b>11-15</b>	<b>35</b>	<b>19</b>	<b>63</b>	<b>10</b>	<b>200</b>

Halftime: WSU 35, MSU 26. FG%: MSU 32.6%, WSU 43.1%. 3FG%: MSU 42.9%, WSU 15.4%. FT%: MSU 69.6%, WSU 73.3%. Turnovers: MSU 20 (R. Johnson 5), WSU 12 (Rochestie 4). Blocked Shots: MSU 8 (Varnado 4), WSU 4 (Baynes 2). Steals: MSU 7 (Bailey 2), WSU 11 (Rochestie 4). Officials: Mike Wood, Tony Hawkins, Brent Hampton. Attendance: 3,510.

## GAME 7

### TEXAS TECH 77, MSU 73 Nov. 29, 2008 • NEWARK, NJ

Mississippi State could not match a hot-shooting Texas Tech ball club and fell to the Red Raiders 77-73 in the third place game of the Legends Classic at the Prudential Center.

Known for an always-shooting offensive attack, the Red Raiders rammed home 10 3-point baskets to earn the victory.

MSU, which has started the season strong from the foul line, could not convert Saturday, as the Bulldogs only hit 17 of 31 free throws in the contest.

Trailing 9-5, Texas Tech used a 14-1 run to take the lead for good in the basketball game. The Red Raiders led by as many as 11 in the opening half and took a 42-34 lead into the intermission.

The Bulldogs used a strong offensive second half from Kodi Augustus and strong inside play from Jarvis Varnado to crawl back into the game. Still the Bulldogs never could get over the hump. Dee Bost rammed home a 3-pointer to cut the deficit to 49-47 with 14:00 remaining.

MSU trailed by no more than seven points but also could get no closer than that two-point spread the rest of the way.

For the Bulldogs, Augustus and Bost each had 16 points for game-high honors. Bost hit three 3-point baskets. Varnado added 11 points, while Ravern Johnson scored nine points. Varnado also had a team-high 10 rebounds.

John Roberson led Texas Tech with 13 points, while Okorie and Tyree Graham each added 11 points.

#### Texas Tech (6-1)

Player	FG	3FG	FT	RB	PF	PT	A	Min
Roberts f	2-4	0-0	0-0	4	3	4	0	16
Cook f	3-7	2-4	2-4	4	2	10	0	25
Voskuil g	4-10	2-5	0-0	4	3	10	5	32
Roberson g	4-9	2-3	3-3	3	4	13	3	26
Okorie g	4-13	1-3	2-3	6	0	11	0	23
Graham	3-11	2-4	3-3	2	2	11	1	28
Lewandowski	1-1	0-0	0-0	1	0	2	0	3
Prince	1-1	0-0	0-0	2	2	2	2	10
Cohadarevic	2-3	0-1	2-3	2	4	6	1	18
Singletary	2-5	1-2	3-4	6	2	8	1	19
Team				5				
<b>TOTALS</b>	<b>26-64</b>	<b>10-22</b>	<b>15-20</b>	<b>39</b>	<b>22</b>	<b>77</b>	<b>13</b>	<b>200</b>

#### Mississippi State (5-2)

Player	FG	3FG	FT	RB	PF	PT	A	Min
R. Johnson g	4-10	1-5	0-0	7	3	9	2	32
Augustus f	6-12	0-2	4-5	9	3	16	0	25
Varnado c	4-6	0-0	3-4	10	3	11	1	27
Bost g	6-16	3-6	1-4	4	4	16	3	32
Stewart g	2-8	0-5	1-4	4	4	5	1	28
Beckham	2-3	0-0	0-0	1	0	4	0	8
Osby	0-1	0-0	7-10	6	2	7	0	15
Benock	0-4	0-2	0-0	2	0	0	0	12
Turner	1-2	0-0	0-0	1	0	2	0	8
Bailey	1-3	0-0	10-4	3	1	3	0	13
Team				1				
<b>TOTALS</b>	<b>26-65</b>	<b>4-2</b>	<b>17-31</b>	<b>48</b>	<b>20</b>	<b>73</b>	<b>7</b>	<b>200</b>

Halftime: TTU 42, MSU 34. FG%: MSU 40.0%, TTU 40.6%. 3FG%: MSU 20.0%, TTU 45.5%. FT%: MSU 54.8%, TTU 75.0%. Turnovers: MSU 11 (Augustus 3), TTU 10 (Roberson, Singletary 3). Blocked Shots: MSU 9 (Varnado, Stewart, Bailey 2), TTU 2 (Cook 2). Steals: MSU 6 (Bost 3), TTU 3 (Prince 2). Officials: Ray Natilli, Tony Hawkins, Brian Dorsey. Attendance: 2,991.

## GAME 8

### MSU 76, ALABAMA STATE 67 DEC. 6, 2008 • STARKVILLE, MS

An explosive game from All-America candidate Jarvis Varnado led the Mississippi State Bulldogs to a 76-67 victory against the visiting Alabama State Hornets at Humphrey Coliseum.

Varnado recorded several career highs in the game, including 22 points on a career-most 10 made field goals in just 13 attempts. Varnado also notched nine boards and eight swats.

Following just behind Varnado was outstanding sophomore shooting guard Ravern Johnson, who also set a new career mark in points scored with 21 on a career-best seven field goals made. Johnson also drained 3-of-4 three-pointers and grabbed five rebounds. Rounding out State scorers in double digits was freshman point guard Dee Bost with 10. He also had five assists.

Senior guard Andrew Hayles led the Hornets with 16 points on 6-of-16 shooting while senior forward Chief Kickingstallionsims totaled six blocks and 12 points.

The Bulldogs registered their largest lead of the game midway through the first half, leading 24-12. The Hornets came storming back, however, and tied the score with a jumper from senior Brandon Brooks with just 3:05 remaining in the half. State nursed a 38-37 halftime advantage.

MSU held a small lead throughout the second half but saw Alabama State hit back-to-back three-pointers to close the gap to 60-57 at the 6:22 mark.

#### Alabama State (1-5)

Player	FG	3FG	FT	RB	PF	PT	A	Min
Provitt	f	0-0	0-0	2	5	0	0	15
Kickingstall	c	5-13	0-0	2-4	5	3	12	1 23
Hayles	g	6-16	2-9	2-2	3	2	16	0 36
Brooks	g	6-8	0-2	2-2	5	2	14	5 35
White	g	1-6	0-2	0-0	3	0	2	1 23
Middlebrooks		0-1	0-1	0-0	0	3	0	1 9
Butler		2-4	1-2	0-0	0	3	5	1 18
Mundadi		5-8	4-7	0-0	5	4	14	0 24
Fitch		2-6	0-0	0-0	1	1	4	0 17
Team				5				
TOTALS		27-62	7-23	6-8	29	23	67	9 200

#### Mississippi State (6-2)

Player	FG	3FG	FT	RB	PF	PT	A	Min
Augustus	f	0-4	0-0	4-4	1	0	4	0 20
Varnado	f	10-13	0-0	2-4	9	2	22	1 32
R. Johnson	g	7-10	3-4	4-5	5	1	21	1 35
Bost	g	2-5	1-2	5-6	1	3	10	5 27
Stewart	g	3-9	1-4	1-3	5	2	8	5 34
Beckham		2-3	0-0	0-0	1	0	4	0 13
Osby		1-4	0-0	3-6	6	3	5	1 20
Benock		0-0	0-0	0-0	2	0	0	0 6
Turner		0-0	0-0	0-0	2	0	0	1 5
Bailey		1-4	0-0	0-0	1	1	2	0 8
Team				4				
TOTALS		26-52	5-10	19-28	37	12	76	14 200

Halftime: MSU 38, ASU 37. FG%: MSU 50.0%, ASU 43.5%. 3FG%: MSU 50.0%, ASU 30.4%. FT%: MSU 67.9%, ASU 75.0%. Turnovers: MSU 14 (Bost 4), ASU 14 (Brooks 6). Blocked Shots: MSU 18 (Varnado 8), ASU 8 (Kickingstallionsims 6). Steals: MSU 5 (Varnado, Bost 2), ASU 5 (Butler, Fitch 2). Officials: Mike Stuart, Billy Dunlap, Tim Gattis. Attendance: 7,959.

## GAME 9

### CHARLOTTE 70, MSU 64 DEC. 10, 2008 • STARKVILLE, MS

A furious run in the final minutes fell short for Mississippi State as the Bulldogs dropped a 70-64 decision to the visiting Charlotte 49ers at Humphrey Coliseum.

After trailing by as many as 24 points with 7:14 remaining in the game, a dunk by junior Barry Stewart woke up the Bulldogs, as they outscored Charlotte 22-4 the rest of the way.

Still, the deficit was too much to overcome to pick up the win. With the loss, Mississippi State dropped its first home contest in the last 10 outings at Humphrey Coliseum.

State had won 13 of its last 14 at home.

Freshman point guard Dee Bost hit a season-high 6-of-8 free throws to lead MSU in scoring with 15 points, while fellow freshman Romero Osby drained a perfect 4-of-4 free throws to record 10, his second double-digit performance of the season.

Stewart also connected on all four of his free throw attempts for 10 points to round out State scorers in double digits.

Senior forward Lamont Mack notched a game-high 19 points and eight rebounds to lead the 49ers.

State managed just 17 field goals, tied for eighth-least under Stansbury's leadership. Following suit, tonight's 30.1% mark from the field was the Bulldogs' fourth-worst under Stansbury and worst since 2005. Wednesday also marked Charlotte's first-ever win against MSU.

#### Charlotte (3-6)

Player	FG	3FG	FT	RB	PF	PT	A	Min
Coley	f	2-8	0-0	1-2	3	4	5	1 21
Mack	f	8-15	3-8	0-2	8	4	19	0 26
Wilderness	f	3-9	0-1	4-5	2	2	10	1 27
Harris	g	3-7	1-2	4-6	3	0	11	5 36
Coleman	g	4-9	2-5	0-0	5	2	10	0 22
Ngoundjo		0-1	0-0	0-0	6	4	0	0 6
Andersen		2-8	2-5	0-0	5	1	6	0 24
Jones		4-8	0-0	1-0	7	5	9	0 21
Dewhurst		0-2	0-0	0-0	0	1	0	0 17
Team				6				
TOTALS		26-67	8-21	10-16	45	23	70	7 200

#### Mississippi State (6-3)

Player	FG	3FG	FT	RB	PF	PT	A	Min
Augustus	f	0-4	0-1	0-0	5	1	0	0 10
Varnado	f	3-7	0-0	2-6	9	1	8	3 36
R. Johnson	g	2-7	2-6	1-2	5	1	7	0 33
Bost	g	3-10	3-8	6-8	0	4	15	1 32
Stewart	g	3-15	0-8	4-4	6	1	10	0 38
Holcombe		1-1	0-0	3-3	2	0	5	0 7
Beckham		0-1	0-0	0-2	1	1	0	3 6
Osby		3-6	0-1	4-4	6	3	10	0 22
Benock		0-0	0-0	0-0	0	0	0	0 2
Turner		1-2	1-2	2-2	3	2	5	0 8
Bailey		1-2	0-0	2-2	2	1	4	0 6
Team				3				
TOTALS		17-55	6-26	24-33	42	15	64	7 200

Halftime: UNCC 36, MSU 20. FG%: MSU 30.9%, UNCC 38.8%. 3FG%: MSU 23.1%, UNCC 38.1%. FT%: MSU 72.7%, UNCC 62.5%. Turnovers: MSU 11 (Varnado 3), UNCC 11 (Mack 3). Blocked Shots: MSU 6 (Varnado 3), UNCC 2 (Mack, Jones 1). Steals: MSU 4 (Turner 2), UNCC 6 (Coley 3). Officials: Joe Lindsey, Tracy Woodson, Mike Roberts. Attendance: 8,635.

## GAME 10

### MSU 79, SOUTH ALABAMA 60 DEC. 13, 2008 • STARKVILLE, MS

Hot shooting and another powerful performance from star center Jarvis Varnado led Mississippi State to a 79-60 victory against South Alabama at Humphrey Coliseum.

Varnado put up eight points, six blocks and six rebounds by halftime to finish the game just a point shy of his career high of 22 points on 9-of-11 shooting, along with eight rebounds and six blocks.

Following their worst offensive production of the season against Charlotte, MSU hit 29 of its 54 shots for 53.7 percent, its second-best offensive performance of the season.

In his first start of the season, Phil Turner came up with a season-high 10 points on 3-of-6 shooting and a perfect 4 of 4 from the charity stripe, as well as recording four assists. Sophomore shooting specialist Ravern Johnson rounded out State scorers in double digits with 12 on a 3-of-4 effort from behind the arc.

Senior forward Brandon Davis was one of two Jaguars in double digits, leading USA with 19 points on 7-of-19 shooting. Senior guard Dominic Tilford put up 11 points after draining 3-of-6 treys.

MSU put the game out of reach in the second half after orchestrating a 15-0 run, sparked by a layup from freshman Dee Bost with 17:22 remaining in the game. MSU slowly stretched its lead throughout the remainder of the game.

Despite the win, the Bulldogs were out-rebounded 39-33 and are now 2-2 when losing the battle of the boards.

#### South Alabama (6-4)

Player	FG	3FG	FT	RB	PF	PT	A	Min
Davis	f	7-19	0-0	5-6	9	4	19	0 32
Douglas	f	3-7	0-0	2-7	5	2	8	0 30
Tilford	f	4-11	3-6	0-0	5	0	11	0 33
Watson	g	1-3	0-0	0-0	3	2	2	0 24
Ross	g	1-4	0-0	1-2	0	1	3	0 14
Coleman		1-4	1-3	3-4	5	3	6	0 16
Hayles		1-5	0-2	0-0	5	2	2	0 23
Sherrer		2-5	1-3	2-2	0	1	7	1 24
Ford		1-1	0-0	0-0	0	0	2	0 1
Tabet		0-0	0-0	0-0	0	1	0	0 3
Team				7				
TOTALS		21-59	5-14	13-21	39	16	60	1 200

#### Mississippi State (7-3)

Player	FG	3FG	FT	RB	PF	PT	A	Min
R. Johnson	f	4-8	3-4	1-1	3	2	12	0 26
Varnado	f	9-11	0-0	3-6	8	4	21	0 26
Bost	g	2-6	0-3	0-0	4	2	4	5 35
Stewart	g	2-7	0-1	0-0	0	0	4	0 18
Turner	g	3-6	0-2	4-4	2	3	10	4 21
Holcombe		2-2	1-1	0-1	2	1	5	0 13
Beckham		1-1	0-0	4-4	3	1	6	2 13
Osby		1-2	0-0	2-2	0	2	4	0 10
Gay		0-0	0-0	0-0	0	0	0	0 1
Bryant		0-0	0-0	0-0	0	0	0	1 1
Benock		0-4	0-3	0-0	1	1	0	2 14
Luczak		1-1	0-0	0-0	0	0	2	0 1
Augustus		2-3	0-0	3-4	1	0	7	0 7
Bolen		0-0	0-0	0-0	0	0	0	0 1
Bailey		2-3	0-0	0-2	3	3	4	0 13
Team				6				
TOTALS		29-54	4-14	17-24	33	19	79	14 200

Halftime: MSU 32, USA 29. FG%: MSU 53.7%, USA 35.6%. 3FG%: MSU 28.6%, USA 35.7%. FT%: MSU 70.8%, USA 61.9%. Turnovers: MSU 13 (Five with 2), USA 15 (Tilford, Coleman 4). Blocked Shots: MSU 9 (Varnado 6), USA 6 (Douglas 3). Steals: MSU 8 (Turner 2), USA 5 (Five with 1). Officials: Pat Adams, Jeff Nicholls, Ted Valentine. Attendance: 7,889.

## GAME 11

CINCINNATI 75, MSU 63

DEC. 18, 2008 • CINCINNATI, OH

Things got away from the Mississippi State men's basketball team late in the first half as a half-ending 15-0 run sparked the Cincinnati Bearcats to a 75-63 victory at the U.S. Bank Arena.

The Bulldogs, however, did not go down without a fight. After sprinting to a 47-29 halftime advantage, the Bearcats tacked on the first four points of the final half. MSU then turned up the defensive pressure and ripped off a 19-4 run. Ravern Johnson and Dee Bost each rammed home 3-point baskets during that run. Jarvis Varnado also continued his monster night in the paint. Varnado hit a layup to cap the run, cutting the UC lead to 57-50 with 9:22 remaining.

The Bulldogs would get no closer than seven points on two occasions in the final half.

Varnado led the Bulldogs offensive attack with 24 points and six rebounds in 31 minutes of play. The nation's premier shot blocker also added four blocks. Phil Turner was the other Bulldog in double figures with 12 points.

UC received a game-high 16 points from Deonta Vaughn. Also in double figures were Dion Dixon with 14 points, Yancy Gates with 12 points and Larry Davis with 12 points. Gates added a team-high nine rebounds.

The teams were close for most of the first half. The Bulldogs only held two leads in the game - at 6-5 and 16-15. That final lead came after a 6-0 run, which included a steal and layup by Turner. The Bulldogs closed within 29-27 on a putback with Varnado with 4:38 left in the half.

However after that made basket, it was all Bearcats, who closed the half on a 15-0 run. That run included four different 3-point baskets.

Cincinnati finished with a 41-27 rebounding advantage.

### Mississippi State (7-4)

Player	FG	3FG	FT	RB	PF	PT	A	Min
R. Johnson	f 3-6	1-2	2-3	1	2	9	3	27
Varnado	f 10-13	0-0	4-4	6	3	24	0	31
Bost	g 1-10	0-6	0-1	2	2	2	3	28
Stewart	g 3-8	1-3	0-0	4	4	7	0	33
Turner	g 5-10	2-5	0-1	6	3	12	1	33
Holcombe	0-0	0-0	0-0	2	0	0	0	6
Beckham	0-0	0-0	0-0	1	0	0	4	15
Osby	2-4	0-1	1-1	1	1	5	0	11
Benock	0-1	0-1	0-0	1	0	0	0	7
Bailey	1-3	0-0	2-2	0	0	4	0	9
Team				3				
<b>TOTALS</b>	<b>25-55</b>	<b>4-18</b>	<b>9-12</b>	<b>27</b>	<b>15</b>	<b>63</b>	<b>11</b>	<b>200</b>

### Cincinnati (8-2)

Player	FG	3FG	FT	RB	PF	PT	A	Min
Williams	f 1-3	0-0	2-2	4	4	4	0	18
Bishop	f 0-3	0-1	1-2	3	2	1	5	26
Gates	g 6-13	0-1	0-2	9	3	12	0	22
Dixon	g 3-7	2-4	6-9	3	0	14	1	25
Vaughn	g 6-14	4-11	0-0	7	1	16	6	38
Davis	4-6	4-5	0-0	0	2	12	3	20
Wilks	1-2	0-0	0-0	4	4	2	1	17
Mitchell	2-6	2-5	0-0	0	0	6	0	13
McClain	1-1	0-0	0-0	0	0	2	0	4
Toyloy	1-1	0-0	4-6	4	1	6	4	17
Team				7				
<b>TOTALS</b>	<b>25-56</b>	<b>12-27</b>	<b>13-21</b>	<b>41</b>	<b>17</b>	<b>75</b>	<b>20</b>	<b>200</b>

Halftime: UC 47, MSU 29. FG%: MSU 45.5%, UC 44.6%. 3FG%: MSU 22.2%, UC 44.4%. FT%: MSU 75.0%, UC 61.9%. Turnovers: MSU 13 (Stewart, Beckham 3), UC 15 (Toyloy 4). Blocked Shots: MSU 6 (Varnado 4), UC 2 (McClain 2). Steals: MSU 8 (Turner 3), UC 7 (Vaughn 3). Officials: Ed Corbett, Michael Stephens, Joe Lindsey. Attendance: 5,922.

## GAME 12

MSU 74, NICHOLLS STATE 68

DEC. 22, 2008 • JACKSON, MS

Junior all-star Jarvis Varnado once again dominated for Mississippi State to lead the Bulldogs to a 74-68 triumph against the Nicholls State Colonels at Jackson's Mississippi Coliseum.

Varnado tied his career high with 24 points on 8-of-9 shooting. Currently leading the nation in blocks per outing with 6 per game, Varnado matched that total against the Colonels to go along with his six rebounds. He is also ranked ninth nationally and second in the Southeastern Conference in rebounding.

Sophomore Ravern Johnson also had a career-best night with eight rebounds to go along with 11 points and two steals. Freshman Dee Bost jumped into the MSU all-time freshman assists Top 10 with six for a total of 55 on the season. Bost also claimed a career-high-tying five rebounds.

Sophomore Phil Turner rounded out State scorers in double digits with 11 on 9-of-12 shooting from the charity stripe coupled with five rebounds.

Nicholls State sophomore Anatoly Bose gave MSU fits from behind the arc, scoring a team-high 20 points on 4-of-6 shooting.

After carrying a comfortable 34-22 advantage out of halftime, Mississippi State stretched its lead to 20 (47-27) at the 16:05 mark with a Stewart trey. Refusing to lose intensity, the Colonels responded with a 16-5 run, capped by a Chris Iles jumper to close the MSU advantage to 61-51 with 6:28 remaining.

The hard work continued for NSU, as Bose hit back-to-back 3s to thin the Bulldog lead to just 68-62 with 2:54 left in the game. Mississippi State would register its last eight points from the free-throw stripe to secure the victory.

### Nicholls State (6-5)

Player	FG	3FG	FT	RB	PF	PT	A	Min
Bathie	f 8-17	2-4	0-0	12	4	18	2	35
Bose	f 5-10	4-6	6-6	7	4	20	1	37
Payne	g 4-10	3-6	0-0	1	4	11	4	31
Hunter	g 2-10	1-5	0-0	3	0	5	0	15
Carter	g 2-4	0-1	0-0	5	5	4	1	32
Iles	3-7	1-3	0-0	3	4	7	1	17
Ford	0-2	0-2	0-0	0	3	0	2	13
Friend	1-5	0-5	0-0	2	0	3	1	13
McCallum	0-0	0-0	0-2	0	1	0	0	7
Team				0				
<b>TOTALS</b>	<b>25-65</b>	<b>12-32</b>	<b>6-8</b>	<b>33</b>	<b>25</b>	<b>68</b>	<b>12</b>	<b>200</b>

### Mississippi State (8-4)

Player	FG	3FG	FT	RB	PF	PT	A	Min
Varnado	f 8-9	0-0	8-11	6	2	24	0	28
R. Johnson	g 4-10	1-3	2-2	8	1	11	2	31
Bost	g 0-1	0-0	3-4	5	1	3	6	33
Stewart	g 3-11	2-6	4-5	3	2	12	4	32
Turner	g 1-3	0-2	9-12	5	1	11	1	33
Beckham	1-1	0-0	0-0	0	1	2	0	7
Osby	1-2	0-1	0-0	2	4	2	0	8
Benock	2-6	2-6	2-2	3	1	8	0	15
Bolen	0-0	0-0	0-0	0	0	0	0	1
B. Johnson	0-1	0-0	1-2	2	0	1	0	12
Team				1				
<b>TOTALS</b>	<b>20-44</b>	<b>5-18</b>	<b>29-38</b>	<b>35</b>	<b>13</b>	<b>74</b>	<b>13</b>	<b>200</b>

Halftime: MSU 34, NSU 22. FG%: MSU 45.5%, NSU 38.5%. 3FG%: MSU 27.8%, NSU 37.5%. FT%: MSU 76.3%, NSU 75.0%. Turnovers: MSU 14 (Turner 4), NSU 12 (Payne 4). Blocked Shots: MSU 8 (Varnado 6), NSU 0. Steals: MSU 7 (R. Johnson, Turner 2), NSU 8 (Carter 6). Officials: Tony Green, Kevin Scott, Patrick Evans. Attendance: 3,421.

## GAME 13

SAN DIEGO 64, MSU 61 OT

DEC. 30, 2008 • STARKVILLE, MS

In the first overtime session of the season for Mississippi State, the Bulldogs dropped a 64-61 decision at Humphrey Coliseum to the San Diego Toreros.

Tying a season high with 17 points, junior shooting guard Barry Stewart hit 6-of-7 free throws, dished out four assists and registered two steals to lead MSU, while freshman point guard Dee Bost put up 13 points and stole the ball a season-high four times. Sophomore Phil Turner also notched a season-high eight rebounds.

Jarvis Varnado recorded the team's only double-double, his fifth of the year, with 10 points and 13 rebounds. The junior also blocked six shots, placing him as just the fifth player in SEC history to register at least 300 blocks in a career.

Sophomore guard Trumaine Johnson led the Toreros with 17 points on 7-of-17 shooting while senior center Gyno Pomare also pulled down a double-double after scoring 10 points and claiming 15 rebounds.

After trailing 25-24 at halftime, State put together several small runs to gain a 40-32 lead with 14:23 remaining in regulation. San Diego responded with a 15-5 stretch as the game tightened toward the final minute.

A pair of Stewart free throws put MSU ahead 53-49 with 1:01 remaining, but Johnson responded with two free throws to pull within two at the 0:49.3 mark. After an MSU turnover, Pomare tipped the ball in to tie the score at 53-all. State had a chance to win in regulation, but missed three shots under the game in the closing seconds.

The two teams traded buckets for the majority of the extra stanza, but a jumper from junior guard De'Jon Jackson put the Toreros up by four with just 46 seconds left.

### San Diego (7-7)

Player	FG	3FG	FT	RB	PF	PT	A	Min
Pomare	f 4-17	0-0	2-2	15	4	10	3	39
Jones	f 2-7	0-0	4-4	9	3	8	1	37
Ginty	g 3-3	1-1	0-0	3	3	7	0	29
Johnson	g 7-17	0-0	3-4	5	4	17	1	41
Dorr	g 2-4	1-2	0-0	2	1	5	2	37
Lewis	1-1	0-0	0-0	0	0	2	0	6
Brown	0-1	0-1	0-0	0	1	0	0	5
Jackson	5-9	0-0	3-4	4	1	13	1	24
Houston	0-0	0-0	0-2	0	0	0	0	1
Mafra	1-2	0-0	0-0	1	2	2	0	6
Team				1				
<b>TOTALS</b>	<b>25-61</b>	<b>2-4</b>	<b>12-14</b>	<b>40</b>	<b>19</b>	<b>64</b>	<b>8</b>	<b>225</b>

### Mississippi State (8-5)

Player	FG	3FG	FT	RB	PF	PT	A	Min
Varnado	f 4-12	0-0	2-4	13	1	10	0	39
R. Johnson	g 4-10	1-5	0-0	4	1	9	1	37
Bost	g 4-8	2-5	3-6	1	4	13	1	36
Stewart	g 5-13	1-5	6-7	5	2	17	4	40
Turner	g 3-8	0-2	0-0	8	4	6	1	35
Beckham	1-2	0-0	1-4	3	0	3	0	9
Osby	1-3	1-2	0-0	0	0	3	0	10
Benock	0-0	0-0	0-0	1	0	0	0	13
B. Johnson	0-0	0-0	0-0	0	1	0	1	6
Team				1				
<b>TOTALS</b>	<b>22-56</b>	<b>5-19</b>	<b>12-21</b>	<b>36</b>	<b>13</b>	<b>61</b>	<b>9</b>	<b>225</b>

Halftime: USD 25, MSU 24. FG%: MSU 39.3%, USD 41.0%. 3FG%: MSU 26.3%, USD 50%. FT%: MSU 57.1%, USD 85.7%. Turnovers: MSU 16 (Bost 5), USD 14 (Jones 4). Blocked Shots: MSU 8 (Varnado 6), USD 1 (Pomare). Steals: MSU 7 (Bost 4), USD 10 (Johnson 6). Officials: Tony Green, Kevin Scott, Patrick Evans. Attendance: 8,273.

## GAME 14

### MSU 82, HOUSTON 65

JAN. 3, 2009 • STARKVILLE, MS

In its most well-balanced offensive attack of the season, Mississippi State dismantled the visiting Houston Cougars 82-65 at Humphrey Coliseum.

Three Bulldogs scored in double digits, led by sophomore guard Phil Turner's season-high 16 on 6-of-7 shooting from the floor, including a 3-of-4 effort from behind the arc. Fellow sophomore backcourt threat Ravern Johnson added 14 points and three assists while freshman big-man Romero Osby put up 13 after hitting 2-of-3 attempts from long range and grabbed seven boards.

Freshman point guard Dee Bost neared his season highs in both assists with eight and rebounds with six. Star center Jarvis Varnado led the squad with eight rebounds.

Junior guard Aubrey Coleman recorded the game's only double-double for the Cougars with 11 points and 10 rebounds, while fellow junior guard Kelvin Lewis led his team with 16 points on 5-of-20 shooting.

MSU led by as many as 28 points and began both halves on fire, scoring the first eight points of the first and outscoring the Cougars 20-4 in the first nine minutes of the second.

In those first minutes of the second stanza, Houston hit just one of its first 16 attempts from the field to finish the game with a 27.2 percent mark - the second-lowest efficiency for an MSU opponent this season.

The win was Mississippi State's first victory against Houston in six tries, dating back to 1963.

#### Houston (8-3)

Player	FG	3FG	FT	RB	PF	PT	A	Min
Calhoun f	6-11	2-6	1-1	7	3	15	0	32
Cousin c	1-9	0-0	4-7	8	2	6	1	22
Lewis g	5-20	0-7	6-10	5	0	16	1	34
Wade g	2-9	1-3	3-4	5	5	8	3	28
A. Coleman g	4-13	0-0	3-5	10	1	11	1	30
S. Coleman	0-0	0-0	0-0	2	1	0	0	2
Nixon	1-3	0-1	2-2	0	0	4	0	13
Mosley	1-4	0-0	0-0	6	1	2	1	13
Williams	1-6	0-1	0-2	4	1	2	0	21
Moukoury	0-1	0-0	0-0	0	1	0	0	1
McGloster	0-0	0-0	1-2	2	4	1	0	4
Team				4				
<b>TOTALS</b>	<b>21-76</b>	<b>3-18</b>	<b>20-33</b>	<b>53</b>	<b>19</b>	<b>65</b>	<b>7</b>	<b>200</b>

#### Mississippi State (9-5)

Player	FG	3FG	FT	RB	PF	PT	A	Min
Varnado f	1-4	0-0	2-2	8	2	4	1	16
R. Johnson g	6-15	2-8	0-0	2	2	14	3	35
Bost g	3-4	1-2	2-2	6	1	9	8	29
Stewart g	2-7	2-5	1-2	7	3	7	0	24
Turner g	6-7	3-4	1-2	5	0	16	1	22
Beckham	0-1	0-1	0-1	1	4	0	2	10
Osby	5-13	2-3	1-1	7	2	13	0	17
Gay	1-1	0-0	0-0	0	0	2	0	1
Bryant	0-0	0-0	0-0	0	1	0	0	1
Benock	1-2	1-2	1-2	2	4	4	2	17
Luczak	0-0	0-0	0-0	1	1	0	0	1
Bolen	0-1	0-0	0-0	0	0	0	1	3
B. Johnson	2-3	0-0	2-4	4	2	6	0	10
Bailey	3-7	0-0	1-2	2	3	7	0	14
Team				1				
<b>TOTALS</b>	<b>22-56</b>	<b>5-19</b>	<b>12-21</b>	<b>36</b>	<b>13</b>	<b>61</b>	<b>9</b>	<b>200</b>

Halftime: MSU 43, UH 31. FG%: MSU 46.2%, UH 27.6%. 3FG%: MSU 44.0%, UH 16.7%. FT%: MSU 61.1%, UH 60.6%. Turnovers: MSU 15 (Bost, B. Johnson 4), UH 9 (Calhoun, Cousin, Williams 2). Blocked Shots: MSU 5 (Varnado 3), UH 1 (S. Coleman). Steals: MSU 5 (Five with 1), UH 9 (Wade 4). Officials: Mike Thibodeaux, Terry Moore, Bill Kennedy. Attendance: 8,253.

## GAME 15

### MSU 95, WESTERN KENTUCKY 67

JAN. 5, 2009 • STARKVILLE, MS

Two shooters tallied record-breaking numbers as the Mississippi State Bulldogs exploded on offense to take down reigning Sweet Sixteen participant Western Kentucky Hilltoppers at Humphrey Coliseum.

Ravern Johnson fell just one point shy of his career high of 21 points by halftime and finished the night with 26 on a 6-of-7 mark from behind the arc - the best single-game performance all-time for an MSU player from that range. Johnson helped State match its best single-game team three-point total of 14.

Freshman Dee Bost surpassed his previous high point total with 18 on 7-of-12 shooting and added four rebounds while junior shooting specialist Barry Stewart set a new season mark with 18 points on a 4-of-6 performance from three. Ranked second in the league in rebounding, junior Jarvis Varnado grabbed 10 boards to help State gain a 32-30 rebounding advantage.

After a few close minutes to begin the game, State then held the Hilltoppers scoreless for over six minutes and put up a 17-0 run while forcing WKU to miss eight consecutive shots from the floor. MSU carried a 47-25 lead into the half.

Western Kentucky refused to let up in the second stanza however, and pulled to within 16 several times.

Mississippi State's 66.6 percent mark from the floor was the best single-game offensive efficiency of any Rick Stansbury squad.

#### Western Kentucky (9-5)

Player	FG	3FG	FT	RB	PF	PT	A	Min
Cvorovic f	0-2	0-1	2-2	1	0	2	1	26
Pettigrew c	6-11	1-3	0-1	4	3	13	0	33
Evans g	8-12	0-0	3-5	10	3	19	0	32
Slaughter g	7-17	4-7	0-1	3	2	18	1	25
M-Valdez g	4-14	1-9	0-0	4	2	9	5	39
Kersch	3-6	0-1	0-2	2	0	6	0	15
Sallu	0-1	0-0	0-0	1	1	0	3	7
Walker	0-0	0-0	0-0	0	0	0	0	1
Aguilar	0-2	0-0	0-0	0	0	0	0	5
Komadinic	0-0	0-0	0-0	0	0	0	0	1
Magley	0-2	0-0	0-0	2	1	0	1	15
Maresca	0-0	0-0	0-0	0	0	0	0	1
Team				3				
<b>TOTALS</b>	<b>28-67</b>	<b>6-21</b>	<b>5-11</b>	<b>30</b>	<b>12</b>	<b>67</b>	<b>11</b>	<b>200</b>

#### Mississippi State (10-5)

Player	FG	3FG	FT	RB	PF	PT	A	Min
Varnado f	2-6	0-0	2-2	10	4	6	1	23
R. Johnson g	9-10	6-7	2-2	1	1	26	2	30
Bost g	7-12	2-4	2-3	4	2	18	0	33
Stewart g	6-9	4-6	2-2	3	1	18	3	32
Turner g	3-5	0-2	0-0	4	3	6	2	23
Beckham	0-0	0-0	0-0	1	1	0	3	6
Osby	2-4	0-0	0-0	2	1	4	2	16
Gay	1-1	1-1	0-0	0	0	3	0	1
Bryant	0-0	0-0	0-0	0	0	0	1	1
Benock	2-3	1-2	0-0	1	0	5	0	15
Luczak	0-0	0-0	0-0	1	0	0	0	1
Bolen	0-0	0-0	0-0	0	0	0	0	2
B. Johnson	1-1	0-0	1-1	1	1	3	0	4
Bailey	2-2	0-0	2-2	2	3	6	1	13
Team				2				
<b>TOTALS</b>	<b>35-53</b>	<b>14-22</b>	<b>11-12</b>	<b>32</b>	<b>17</b>	<b>95</b>	<b>15</b>	<b>200</b>

Halftime: MSU 47, WKU 25. FG%: MSU 66.0%, WKU 41.8%. 3FG%: MSU 63.6%, WKU 28.6%. FT%: MSU 91.7%, WKU 45.5%. Turnovers: MSU 14 (Bost, 3), WKU 11 (Mendez-Valdez, Sally 3). Blocked Shots: MSU 2 (Varnado, Bailey 1), WKU 2 (Evans 2). Steals: MSU 7 (Stewart 2), WKU 7 (Evans, Sally 2). Officials: Mike Thibodeaux, Gary Maxwell, Tim Gaddis. Attendance: 7,674

## GAME 16

### MSU 70, ARKANSAS 56

JAN. 10, 2009 • FAYETTEVILLE, AR

Mississippi State opened up Southeastern Conference play with an impressive 70-56 win against Arkansas.

The Bulldogs again used the long ball - hitting 11 3-point baskets in the contest. A spirited defensive effort and 13-0 run midway through the second half added up to a huge road win as MSU squad that collected its third straight win.

The Bulldogs won their conference opener for the 17th time in the past 19 seasons and won for a fourth time ever in Fayetteville and third time ever in Bud Walton Arena.

Behind early 3-pointers from Barry Stewart and Ravern Johnson, the Bulldogs sprinted to a 10-2 advantage. Arkansas battled back for a 24-23 advantage on a Michael Washington dunk with 7:19 left in the half. Romero Osby later added a dunk of his own as MSU rebuilt a 30-26 advantage. The Bulldogs held a 34-32 halftime lead.

Arkansas built its largest lead of the game at 41-37 on a 3-point basket by Rotnei Clark with 16:03 left to play. The Bulldogs then slammed the door shut with a 13-0 run, covering the next four minutes of play. Bost hit a pair of 3-point baskets and also had a steal and layup during that run.

Bost and Stewart each had 17 points to pace the Bulldogs' offensive attack. Each guard hit three 3-point baskets. Bost added five assists and a pair of steals, while Stewart added a pair of assists and five rebounds. Jarvis Varnado added 16 points, a team-high nine rebounds and five blocked shots.

The Razorbacks received 18 points from Washington and 14 points from Rotnei Clark. Washington also had a game-high 15 rebounds, including eight offensive boards.

#### Mississippi State (11-4)

Player	FG	3FG	FT	RB	PF	PT	A	Min
R. Johnson f	2-8	2-6	0-0	4	1	6	2	34
Varnado c	7-10	0-0	2-2	9	3	16	1	30
Bost g	6-11	3-6	2-3	5	2	17	5	35
Stewart g	5-8	3-4	4-6	5	3	17	2	35
Turner g	2-6	2-6	0-0	1	4	6	1	24
Beckham	0-0	0-0	1-2	3	2	1	1	4
Osby	1-4	0-1	0-0	5	1	2	0	13
Gay	0-0	0-0	0-0	0	0	0	0	1
Benock	1-3	1-3	0-0	2	1	3	1	10
Augustus	0-2	0-1	0-2	1	0	0	0	4
Bailey	1-4	0-0	0-0	2	0	2	0	10
Team				3				
<b>TOTALS</b>	<b>25-56</b>	<b>11-27</b>	<b>9-15</b>	<b>38</b>	<b>17</b>	<b>70</b>	<b>13</b>	<b>200</b>

#### Arkansas (12-2)

Player	FG	3FG	FT	RB	PF	PT	A	Min
Washington f	8-15	1-3	1-2	15	3	18	0	38
Sanchez f	1-2	0-0	1-4	2	3	3	0	18
Fortson g	2-13	0-5	1-4	3	1	5	4	33
Welsh g	4-16	0-7	0-1	4	4	8	3	37
Clarke g	5-10	2-6	2-2	3	0	14	0	33
Henry	0-4	0-1	2-2	4	0	2	0	12
Monk	3-4	0-0	0-0	3	1	6	0	17
Moore	0-0	0-0	0-0	0	0	0	0	1
Britt	0-0	0-0	0-0	0	1	0	0	10
Clarke	0-0	0-0	0-0	0	0	0	0	1
Team				3				
<b>TOTALS</b>	<b>23-64</b>	<b>3-22</b>	<b>7-15</b>	<b>42</b>	<b>13</b>	<b>56</b>	<b>7</b>	<b>200</b>

Halftime: UA 32, MSU 34. FG%: MSU 44.6%, UA 35.9%. 3FG%: MSU 40.7%, UA 13.6%. FT%: MSU 60.0%, UA 46.7%. Turnovers: MSU 13 (Beckham 3), UA 14 (Washington 6). Blocked Shots: MSU 5 (Varnado 5), UA 1 (Washington 1). Steals: MSU 4 (Bost 2), UA 5 (Henry 2). Officials: Tom Eades, Anthony Jordan, John Hampton. Attendance: 18,884.

## GAME 17

### MSU 83, ALABAMA 74

JAN. 14, 2009 • STARKVILLE, MS

A pair of double-double efforts powered the Mississippi State Bulldogs to the team's first second-half comeback victory of the season with an 83-74 win against the visiting Alabama Crimson Tide at Humphrey Coliseum.

The win was the fifth-straight for the Bulldogs against their border rival, and sixth victory in the past seven outings.

Junior Jarvis Varnado and freshman Dee Bost recorded the double-doubles for MSU. Varnado grabbed 10 boards and scored 11 points while Bost handed out 10 assists – a tie for his season high – and notched 13 points for MSU's first two double-double performance since last year's matchup against Memphis in the NCAA Tournament.

Sophomore Phil Turner led State scorers with a career-high matching 17 points on 6-of-9 shooting, including 3 of 4 from behind the arc. Junior Barry Stewart added 13 points while freshman Romero Osby put up eight points and six rebounds.

For the Tide, junior guard Mikhail Torrance led the game with 20 points on 6-of-9 shooting while senior guard Gee had 15 on a 7-of-17 effort.

The Bulldogs trailed 36-33 at the break after struggling on offense during the first half. State reeled off a 13-5 run out of halftime to regain the lead at the 17:44 mark with a Stewart trey. During the run, the Bulldogs seemed to be pulling away, gaining their largest lead of 13 with a layup from freshman Twany Beckham at the 6:52 mark to put MSU ahead 72-59.

The Tide responded with a 9-0 run, however, to eventually pull within four with just 1:43 remaining. With several free throws and buckets traded back and forth, the play of the game came with 46.8 seconds left. Stewart stole a Hollinger pass and handed it off to Bost, who hurled it downcourt to a wide-open Varnado, and the resulting jam brought the crowd to its feet and put the score at 75-68.

#### Alabama (11-5, 1-1)

Player	FG	3FG	FT	RB	PF	PT	A	Min
Green	f 5-12	0-0	1-3	10	4	11	0	31
Knox	f 3-6	0-0	0-0	4	3	6	1	22
Hollinger	g 3-7	1-4	0-0	1	2	7	2	31
Gee	g 7-17	0-0	1-2	6	0	15	1	34
Hillman	g 6-15	0-2	0-0	2	3	12	0	34
Torrance	6-9	2-3	6-6	2	4	20	2	22
Steele	1-1	0-0	1-1	0	1	3	2	21
Coleman	0-0	0-0	0-0	2	1	0	0	5
Team				7				
<b>TOTALS</b>	<b>31-67</b>	<b>9-12</b>	<b>36</b>	<b>18</b>	<b>74</b>	<b>8</b>	<b>200</b>	

#### Mississippi State (12-5, 2-0)

Player	FG	3FG	FT	RB	PF	PT	A	Min
Varnado	c 3-6	0-0	5-6	10	1	11	2	27
R. Johnson	g 3-9	1-4	0-0	1	0	7	1	29
Bost	g 3-11	1-5	6-10	2	1	13	10	30
Stewart	g 4-7	4-5	1-2	3	3	13	2	35
Turner	g 6-9	3-4	2-3	3	2	17	1	23
Beckham	1-2	0-1	0-0	2	0	2	1	10
Osby	4-6	0-2	0-0	6	0	8	1	17
Benock	2-4	2-3	0-0	0	0	6	0	16
Bailey	3-4	0-0	0-0	5	6	3	0	13
Team				4				
<b>TOTALS</b>	<b>29-58</b>	<b>11-24</b>	<b>14-21</b>	<b>34</b>	<b>10</b>	<b>83</b>	<b>18</b>	<b>200</b>

Halftime: MSU 33, UA 36. FG%: MSU 50.0%, UA 46.3%. 3FG%: MSU 45.8%, UA 33.3%. FT%: MSU 66.7%, UA 75%. Turnovers: MSU 13 (Varnado, Bost, Bailey 3), UA 13 (Green 3). Blocked Shots: MSU 10 (Varnado, Turner 3), UA 1 (Hillman 1). Steals: MSU 8 (Stewart 3), UA 7 (Gee 3). Officials: Gary Maxwell, Mike Vance, Mark Whitehead. Attendance: 10,299.

## GAME 18

### MSU 73, VANDERBILT 66

JAN. 17, 2009 • STARKVILLE, MS

With a 73-66 victory Vanderbilt, Mississippi State coach Rick Stansbury moved into Mississippi State's top spot with 90 Southeastern Conference victories.

Call it a complete win for the Bulldogs.

State was led by standout sophomore shooting guard Ravern Johnson, who tied for game high with 18 points on a 4-of-6 effort from behind the arc. Freshman point guard Dee Bost, ranked third in the conference with 4.65 assists per game, handed out six and brought down 16 points. The final outstanding underclassman performance was provided by Phil Turner, who registered a career-high four steals and shot 4-of-7 from the field for 14 points.

For the Commodores, freshman forward Jeffrey Taylor led the team with 18 points on 8-of-14 shooting, while reigning co-SEC Freshman of the Year A.J. Ogilvy pulled down 14 points and six rebounds.

MSU trailed the majority of the first half but pushed ahead late to hold a 32-27 advantage at the break.

After a tight first few minutes to open the second frame, Mississippi State reeled off a 14-3 run and stretched its lead to 60-44 with a layup from freshman Romero Osby. Holding a solid two-possession lead throughout the remainder of the half, Vanderbilt challenged down the stretch, pulling within six with 1:51 remaining on 3-pointer by Jermaine Beal.

A clutch performance from the charity stripe in the final minute for MSU served as the deciding factor, sealing the victory. State ended the game hitting 18-of-22 free throws for 81.1 percent.

#### Vanderbilt (12-5, 1-2)

Player	FG	3FG	FT	RB	PF	PT	A	Min
McClellan	f 1-3	0-10	0-0	4	1	2	1	21
Taylor	f 8-14	2-3	0-1	4	4	18	4	35
Ogilvy	c 6-9	0-0	2-3	6	4	14	1	26
Beal	g 5-12	1-5	3-4	3	4	14	1	30
Tinsley	g 5-8	2-3	0-0	3	1	12	2	33
Hinkle	0-0	0-0	0-0	0	0	0	1	2
Ezeli	1-2	0-0	0-0	4	1	2	0	13
Goulbourne	1-6	0-3	0-0	6	1	2	0	18
Graham	0-1	0-1	0-0	0	0	0	0	1
Tchiengang	1-5	0-1	0-0	3	1	2	0	9
Drake	0-2	0-1	0-0	1	3	0	1	12
Team				3				
<b>TOTALS</b>	<b>28-62</b>	<b>5-18</b>	<b>5-8</b>	<b>37</b>	<b>20</b>	<b>66</b>	<b>10</b>	<b>200</b>

#### Mississippi State (13-5, 3-0)

Player	FG	3FG	FT	RB	PF	PT	A	Min
Varnado	c 4-5	0-0	0-0	6	4	8	0	25
R. Johnson	g 6-12	4-6	2-2	5	3	18	1	37
Bost	g 4-8	0-3	8-9	5	1	16	6	35
Stewart	g 3-9	1-5	0-1	2	0	7	3	36
Turner	g 4-7	2-3	4-4	3	2	14	3	27
Beckham	0-1	0-0	0-0	3	0	0	1	5
Osby	1-3	0-0	0-0	2	0	2	0	13
Benock	0-1	0-1	1-2	1	0	1	0	7
B. Johnson	0-0	0-0	1-2	0	0	1	0	5
Bailey	2-4	0-0	2-2	0	1	6	0	10
Team				7				
<b>TOTALS</b>	<b>24-50</b>	<b>7-18</b>	<b>18-22</b>	<b>28</b>	<b>11</b>	<b>73</b>	<b>14</b>	<b>200</b>

Halftime: MSU 32, VU 27. FG%: MSU 48.0%, VU 45.2%. 3FG%: MSU 38.9%, VU 27.8%. FT%: MSU 81.8%, VU 62.5%. Turnovers: MSU 12 (Varnado 3), VU 17 (Ogilvy, Tinsley 3). Blocked Shots: MSU 6 (Varnado 3), VU 3 (Ogilvy 2). Steals: MSU 10 (Turner 4), VU 6 (Beal 2). Officials: Tony Greene, Anthony Jordan, Pat Adams. Attendance: 9,268.

## GAME 19

### LSU 81, MISSISSIPPI STATE 57

JAN. 21, 2009 • BATON ROUGE, LA

Another monster night by LSU's Marcus Thornton proved too much for the Mississippi State.

After scoring 38 points last season in MSU's Humphrey Coliseum, Thornton poured in 31 more points as the Tigers rolled 81-57 at the Pete Maravich Assembly Center.

MSU saw its modest five-game win streak snapped. Meanwhile, LSU stretched its home court win streak to 17-straight games, including the first 14 games of this season.

MSU had actually won the last four in this lengthy series, including the last two played in this building. Wednesday would prove much different. The Bulldogs never led in this contest. MSU did trim a 13-point first-half deficit, trailing only 36-30 at the halftime. A Jarvis Varnado dunk meant the Bulldogs only trailed 38-35 with 18:42 left in the contest.

From there, it was all Thornton all the time, who tallied his sixth 30-plus point performance in his two years with the Tigers. Thornton and Bo Spencer hit back-to-back 3-point baskets during an 11-0 run as the Tigers grabbed a 49-35 lead. Thornton then reeled off three straight treys as the Tigers pretty much removed all doubt from the contest.

The long-range bombing eventually allowed the hosts to stretch that 11-0 run into a 27-7 run. This spree allowed the Tigers to open a 65-42 advantage with 11:38 remaining.

LSU held a whopping 44-24 advantage in rebounding. The Bulldogs had nine assists and 11 turnovers, while the Tigers had 16 assists and 11 turnovers.

Varnado led the MSU offensive attack with 18 points. For LSU, Tasmin Mitchell followed Thornton with 24 points.

#### Mississippi State (13-6, 3-1)

Player	FG	3FG	FT	RB	PF	PT	A	Min
R. Johnson	f 2-10	2-7	4-4	3	0	10	3	36
Varnado	c 8-14	0-0	2-2	4	2	18	0	25
Bost	g 0-6	0-2	2-2	1	2	2	2	30
Stewart	g 2-6	2-6	3-5	3	1	9	1	26
Turner	g 2-3	0-1	0-0	3	2	4	0	28
Beckham	0-4	0-1	0-0	1	1	0	2	10
Osby	3-4	1-1	0-0	3	2	7	0	12
Benock	0-2	0-2	1-2	2	4	1	1	18
B. Johnson	1-1	0-0	2-3	3	2	4	0	9
Bailey	1-2	0-0	0-0	0	1	2	0	6
Team				7				
<b>TOTALS</b>	<b>19-52</b>	<b>5-20</b>	<b>14-18</b>	<b>24</b>	<b>17</b>	<b>57</b>	<b>9</b>	<b>200</b>

#### LSU (15-3, 1-1)

Player	FG	3FG	FT	RB	PF	PT	A	Min
Mitchell	f 9-13	0-0	6-6	2	0	24	1	30
Johnson	c 1-5	0-0	0-0	12	1	2	2	25
M. Thornton	g 10-18	5-8	6-8	5	3	31	1	32
Spencer	g 3-8	3-4	0-0	4	1	9	3	32
Temple	g 2-6	0-2	0-0	8	3	4	6	30
Graham	0-0	0-0	0-0	2	1	0	1	3
Bass	0-0	0-0	0-0	0	1	0	1	6
Martin	1-5	0-3	0-0	3	2	2	1	17
Kinsley	0-1	0-0	0-0	0	1	0	0	2
Warren	2-2	0-0	1-1	0	1	5	0	5
Farrer	0-1	0-1	0-0	1	0	0	0	5
Q. Thornton	1-1	0-0	2-4	3	4	4	1	13
Team				4				
<b>TOTALS</b>	<b>29-60</b>	<b>8-18</b>	<b>15-19</b>	<b>44</b>	<b>18</b>	<b>81</b>	<b>16</b>	<b>200</b>

Halftime: MSU 30, LSU 36. FG%: MSU 36.5%, LSU 48.3%. 3FG%: MSU 25.0%, LSU 44.4%. FT%: MSU 77.8%, LSU 81.8%. Turnovers: MSU 11 (Bost 4), LSU 11 (Johnson 4). Blocked Shots: MSU 2 (B. Johnson, Turner 1), LSU 4 (Johnson 2). Steals: MSU 6 (R. Johnson, Stewart 2), LSU 8 (Mitchell, Temple 3). Officials: Tony Greene, J.B. Caldwell, Rick Crawford. Attendance: 11,709.

## GAME 20

### MISSISSIPPI STATE 67, GEORGIA 61 JAN. 24, 2009 • ATHENS, GA

Mississippi State built a 19-point lead and later held on for a 67-61 victory against the Georgia Bulldogs at Stegeman Coliseum.

Ravarn Johnson opened a monster night by draining a 3-point basket on his first shot attempt. After a basket by Jarvis Varnado, steal by Barry Stewart and layup by Phil Turner, the visiting Bulldogs had sprinted to a 7-0 lead.

The advantage swelled to 15-2 less than two minutes later when Turner drained a 3-point basket. A 3-point basket by UGA's Ricky McPhee cut the lead to 19-11. The M-State Bulldogs would eventually hit four of their first six shots from 3-point range and opened the game's largest lead at 30-11 with 9:05 remaining in the half.

Behind a 3-point basket by Trey Tompkins and a pair of baskets by Corey Butler, the hosts slowly climbed back into the contest. Despite an amazing 16 first-half turnovers, Georgia ended the half on a 15-6 run and only trailed 36-24 at the intermission.

Still, UGA had one last stand. A 3-pointer by Dustin Ware cut the deficit to 64-61 with 21 seconds remaining. However, UGA missed five of its final six shots and MSU hit enough free throws to seal the victory.

For the contest, MSU hit 23-of-56 shots from the field, 9-of-24 shots from 3-point range and 12-of-19 shots from the foul line. UGA held a 41-32 rebounding advantage. MSU had eight assists and 13 turnovers, while UGA had seven assists and 22 turnovers.

Johnson led MSU with 21 points - all in the opening half.

McPhee paced UGA with 15 points, while Dustin Ware scored 14.

#### Mississippi State (14-6, 4-1)

Player	FG	3FG	FT	RB	PF	PT	A	Min
R. Johnson g	8-15	5-8	0-0	0	0	21	0	33
Bost g	2-8	1-4	0-1	4	2	5	3	30
Stewart g	1-9	1-6	3-4	3	2	6	0	32
Turner g	3-7	2-5	5-6	4	2	13	1	28
Varnado c	6-7	0-0	2-3	8	1	14	2	30
Beckham	1-2	0-0	2-3	2	0	4	0	10
Osby	0-1	0-1	0-2	1	1	0	0	6
Benock	0-0	0-0	0-0	0	0	0	2	9
B. Johnson	2-3	0-0	0-0	0	3	4	0	12
Bailey	0-4	0-0	0-0	6	0	0	0	10
Team				4				
<b>TOTALS</b>	<b>23-56</b>	<b>9-24</b>	<b>12-19</b>	<b>32</b>	<b>11</b>	<b>67</b>	<b>8</b>	<b>200</b>

#### Georgia (9-10, 0-4)

Player	FG	3FG	FT	RB	PF	PT	A	Min
Ware g	5-11	2-5	2-2	5	2	14	2	37
Swansey g	1-2	0-0	0-0	0	0	2	0	10
Butler f	2-7	0-3	0-0	5	4	4	1	32
Woodbury f	4-9	0-2	0-0	6	1	8	1	25
Jackson c	0-3	0-0	0-0	1	2	0	0	11
Barnes	0-0	0-0	0-0	3	2	0	0	10
McPhee	5-8	5-7	0-0	5	2	15	1	24
Leslie	0-2	0-0	1-2	2	2	1	0	8
Thompkins	1-8	1-6	4-4	6	0	7	0	22
Price	4-7	1-1	1-2	4	2	10	2	21
Team				4				
<b>TOTALS</b>	<b>22-57</b>	<b>9-24</b>	<b>8-10</b>	<b>41</b>	<b>17</b>	<b>61</b>	<b>7</b>	<b>200</b>

Halftime: MSU 36, UGA 24. FG%: MSU 41.1%, UGA 38.6%. 3FG%: MSU 37.5%, UGA 37.5%. FT%: MSU 63.2%, UGA 80.0%. Turnovers: MSU 13 (Varnado, R. Johnson 3), UGA 22 (Price 5). Blocked Shots: MSU 4 (Varnado 4), UGA 2 (Barnes, Price 1). Steals: MSU 13 (Varnado 4), UGA 7 (Butler, Thompkins, Ware 2). Officials: Gary Maxwell, Doug Simons, Brett Barnaky. Attendance: 8,326.

## GAME 21

### OLE MISS 67, MISSISSIPPI STATE 63 JAN. 31, 2009 • STARKVILLE, MS

Mississippi State could not overcome a strong second half by Ole Miss, as the Bulldogs dropped a 67-63 decision at Humphrey Coliseum.

The home crowd of 10,475 (fourth largest in school history) saw the Rebels snap a 10-game losing streak here.

Saturday proved much different as Ole Miss won here for the first time since 1998. The Rebels overcame a 37-33 halftime deficit, taking the lead for good at the 14:33 mark. The Rebels extended the lead to eight points (63-55) with 3:43 remaining before snuffing out State's final threat.

MSU opened the game by scoring the first nine points in the contest. A 3-point basket by Phil Turner extended the lead to 12-2. The Bulldogs maintained that early momentum, taking the game's largest lead at 25-12 on a 3-pointer by Barry Stewart with 10:32 left in the opening half.

From there, the Rebels pieced together a solid stretch to get back into the contest. A 3-pointer by Terrico White capped a 16-2 UM run and gave the Rebels their first lead, at 28-27 with 5:18 left before halftime.

The Rebels opened the game's final half on a 15-7 run and did not trail the remainder of the way.

For the contest, the Bulldogs hit 17-of-54 shots from the field (31.5 percent), 9-of-31 shots from 3-point range (29.0 percent) and 20-of-26 shots from the foul line (76.9 percent). The Rebels hit 24-of-58 shots (41.4 percent), 9-of-25 shots from 3-point range (36.0 percent) and were 10 of 15 from the foul line (66.7 percent).

The Bulldogs were out-rebounded 42-33 on the boards. MSU had 12 assists and 12 turnovers.

Terrico White paced Ole Miss with 18 points, while David Huertas added 16 points. Ravarn Johnson led MSU with 20 points - 15 coming in the opening half. Dee Bost followed with 13 points, while Barry Stewart added 10 points. Jarvis Varnado had a team-high 15 rebounds and one block.

#### Ole Miss (12-9, 3-4)

Player	FG	3FG	FT	RB	PF	PT	A	Min
Henry f	0-3	0-0	0-0	1	3	0	1	12
M. White f	5-7	0-0	1-1	5	4	11	0	26
T. White g	7-14	4-8	0-2	5	4	18	1	36
Graham g	4-7	1-3	4-4	3	3	13	2	33
Huertas g	5-16	3-9	3-4	7	4	16	2	37
Bogan	0-2	0-1	0-0	2	0	0	2	13
Holloway	2-5	0-0	1-2	7	0	5	0	25
Cranston	1-4	1-4	1-2	4	4	4	0	18
Team				8				
<b>TOTALS</b>	<b>24-58</b>	<b>9-25</b>	<b>10-15</b>	<b>42</b>	<b>22</b>	<b>67</b>	<b>8</b>	<b>200</b>

#### Mississippi State (14-7, 4-2)

Player	FG	3FG	FT	RB	PF	PT	A	Min
Varnado c	2-5	0-0	4-6	15	1	8	4	33
R. Johnson g	7-12	4-8	2-2	3	4	20	2	28
Bost g	3-11	2-6	5-6	0	2	13	3	32
Stewart g	2-9	2-7	4-4	3	5	10	0	31
Turner g	1-6	1-5	2-2	5	2	5	0	25
Beckham	0-2	0-1	0-0	2	0	0	3	8
Osby	1-4	0-1	0-2	2	0	2	0	15
Benock	0-3	0-3	0-0	0	2	0	0	21
Augustus	1-2	0-0	3-4	1	0	5	0	7
Team				2				
<b>TOTALS</b>	<b>17-54</b>	<b>9-31</b>	<b>20-26</b>	<b>33</b>	<b>16</b>	<b>63</b>	<b>12</b>	<b>200</b>

Halftime: MSU 37, UM 33. FG%: UM 41.4%, MSU 31.5%. 3FG%: UM 36.0%, MSU 29.0%. FT%: UM 66.7%, MSU 76.9%. Turnovers: MSU 17 (Huertas 6), MSU 12 (Varnado 4). Blocked Shots: UM 1 (Graham 1), MSU 4 (Osby 2). Steals: UM 3 (Huertas, M. White, T. White 1), MSU 10 (Bost, Stewart 3). Officials: Mike Nance, Mike Stuart, Mark Whitehead. Attendance: 10,475.

## LAST TIME OUT

### MISSISSIPPI STATE 66, KENTUCKY 57 FEB. 3, 2009 • LEXINGTON, KY

Mississippi State matched a school record by hitting 14 3-pointers in a stunning 66-57 at Kentucky's Rupp Arena.

MSU won on the UK campus for the first time since 1995 and for only the second time ever in Rupp Arena. The Bulldogs have now won five times all-time in Lexington with this being the largest margin of victory there.

The Bulldogs have now won three straight meetings from the Wildcats for the first time in school history. In this contest, there were no ties and the Bulldogs never trailed.

The Bulldogs shot a season-best in conference play 51.9 percent from 3-point range. The Bulldogs hit 14 of 27 shots from behind the arc. MSU has now hit 14 3-point attempts in six different ballgames.

Tuesday's contest started out as a defensive struggle. MSU scored the first eight points of the contest. UK missed its first nine shots before breaking the ice at the 13:59 mark of the first half. The Wildcats then battled back from an 11-2 deficit with eight straight points. Still, MSU never lost the momentum. A Ravarn Johnson 3-point basket gave MSU a 23-16 advantage.

The Bulldogs led 37-24 at halftime. Again Johnson had the hot hand, draining a 3-pointer as the first half ran out.

In the second half, MSU held three different 13-point advantages, including a 43-30 lead with 15:04 remaining. UK then sparked the home crowd with a 10-0 run, cutting the deficit to 43-40 with 11:02 remaining.

From there, the Bulldogs reeled off a stunning 18-5 run to open the game's largest advantage at 61-45 with 3:08 left. After hitting nine 3-point baskets in the opening half, the Bulldogs hit four during the game clinching run.

#### Mississippi State (15-7, 5-2)

Player	FG	3FG	FT	RB	PF	PT	A	Min
Varnado c	2-6	0-0	2-4	12	4	6	0	30
R. Johnson g	6-9	5-8	0-0	5	1	17	0	36
Bost g	4-10	2-6	0-1	4	1	10	4	35
Stewart g	4-10	3-4	2-2	0	1	13	2	33
Turner g	6-13	4-9	2-3	8	3	18	3	37
Beckham	1-1	0-0	0-0	1	1	2	0	5
Osby	0-0	0-0	0-0	0	0	0	0	3
Benock	0-0	0-0	0-0	0	0	0	0	7
Bolen	0-0	0-0	0-0	0	0	0	0	1
B. Johnson	0-1	0-0	0-0	0	0	0	0	3
Bailey	0-2	0-0	0-0	1	1	0	0	10
Team				2				
<b>TOTALS</b>	<b>23-52</b>	<b>14-27</b>	<b>6-10</b>	<b>33</b>	<b>12</b>	<b>66</b>	<b>9</b>	<b>200</b>


#### Kentucky (16-7, 5-3)

Player	FG	3FG	FT	RB	PF	PT	A	Min
Stevenson f	2-6	0-0	2-2	6	3	6	0	28
Patterson c	6-12	0-0	3-3	9	2	15	0	37
Harris g	0-2	0-0	0-0	3	0	0	0	6
Porter g	2-7	1-5	0-0	2	0	5	0	22
Meeks g	6-15	1-4	2-3	0	1	15	0	37
Miller	3-7	0-1	1-2	3	2	7	5	31
Galloway	0-1	0-1	1-2	2	1	1	2	2
Slone	0-1	0-1	2-2	2	2	2	0	5
Liggins	2-6	2-2	0-0	2	2	6	2	19
Harrellson	0-2	0-0	0-0	4	1	0	0	13
Team				5				
<b>TOTALS</b>	<b>21-59</b>	<b>4-14</b>	<b>11-14</b>	<b>38</b>	<b>14</b>	<b>57</b>	<b>9</b>	<b>200</b>

Halftime: MSU 37, UK 24. FG%: MSU 44.2%, UK 35.6%. 3FG%: MSU 45.5%, UK 28.6%. FT%: MSU 60.0%, UK 78.6%. Turnovers: MSU 16 (R. Johnson 5), UK 15 (Patterson 6). Blocked Shots: MSU 13 (Varnado 7), UK 4 (Patterson 2). Steals: MSU 8 (Bost, Turner 3), UK 8 (Miller 3). Officials: Ted Valentine, Ed Corbett, Antinio Petty. Attendance: 21,940.



# Meet Jarvis Varnado



**Jarvis Varnado**

6-9 • 210 • Jr.

2L • Forward

Brownsville, TN

32

## VARNADO BY THE NUMBERS

### SEASON HIGHS

- **Points:** 24, Cincinnati (12-18-08), Nicholls State (12-22-08)
- **FGM:** 10, Alabama State (12-6-08), Cincinnati (12-18-08)
- **FGA:** 14, LSU (1-21-09)
- **3GM:** 0
- **3GA:** 0
- **FTM:** 8, Nicholls State (12-22-08)
- **FTA:** 11, Nicholls State (12-22-08)
- **Rebounds:** 16, Fairleigh Dickinson (11-15-08)
- **Assists:** 4, Ole Miss (1-31-09)
- **Blocks:** 9, LA-Monroe (11-17-08)
- **Steals:** 4, at Georgia (1-24-09)
- **Minutes:** 39, San Diego (12-30-08)
- **Season double-doubles:** 6

### CAREER HIGHS

- **Points:** 24, Cincinnati (12-18-08), Nicholls State (12-22-08)
- **FGM:** 10, Alabama State (12-6-08), Cincinnati (12-18-08)
- **FGA:** 14, LSU (1-21-09)
- **3GM:** 1, LSU (3-8-08)
- **3GA:** 1, three times (last: LSU [3-8-08])
- **FTM:** 8, Nicholls State (12-22-08)
- **FTA:** 11, Nicholls State (12-22-08)
- **Rebounds:** 17, LSU (1-9-08)
- **Assists:** 4, Ole Miss (1-31-09)
- **Blocks:** 10, 3 times (last: Kentucky, 1-15-08)
- **Steals:** 4, at Georgia (1-24-09)
- **Minutes:** 40, Alabama-SECT (3-14-08)
- **Career double-doubles:** 13

- ◆ Leads the nation with 105 blocked shots, more than nine of the SEC teams.
- ◆ With eight blocks against Fairleigh Dickinson, became MSU's all-time leader, surpassing Erick Dampier's mark of 249.
- ◆ Has recorded a team-high six double-doubles this season.
- ◆ Had school-record nine first-half blocks against La-Monroe.
- ◆ Scored career-high 24 points against Cincinnati and Nicholls.
- ◆ Has scored 20-plus points four times this season.
- ◆ In last 13 games has connected on 66-of-108 shots from the floor and is 38 of 52 at the foul line.
- ◆ Is third in SEC in field goal percentage at .606 (104 of 169).
- ◆ His 329 blocks are the third-most in SEC history, and he's 31 shy of tying former Auburn standout Kyle Davis for the second-most with 360.
- ◆ Had a career-high four steals at Georgia.
- ◆ Had a career-high four assists against Ole Miss.

## ALL-AMERICAN, ALL-SEC CANDIDATE 2007-08 NATIONAL DEFENSIVE PLAYER OF THE YEAR

### 2006-07

Opponent	Min	FG-FGA	Pct	FT-FTA	Pct	Off	DEF	TOT	Blk	Pts
NICHOLLS	14	2-2	1.000	1-1	1.000	1	5	6	3	5
L. MARYMOUNT	12	0-1	.000	1-2	.500	0	1	1	1	1
WINTHROP	9	1-3	.333	0-0	.000	1	2	3	2	0
at Clemson	12	4-5	.800	1-2	.500	1	2	3	0	9
CHARLOTTE	11	1-3	.333	0-2	.000	1	2	3	1	2
Texas A&M-Corpus Christi	22	3-5	.600	1-2	.500	2	7	9	5	7
SOUTH ALABAMA	22	2-4	.500	3-4	.750	3	3	6	3	7
at Miami (Fla.)	12	3-3	1.000	1-2	.500	2	3	5	1	7
MCNEESE STATE	20	6-7	.857	1-3	.333	3	4	7	4	13
ALABAMA STATE	23	6-9	.667	0-0	.000	4	1	5	4	12
vs New Orleans	24	4-6	.667	5-8	.625	4	11	15	7	13
at George Mason	24	3-6	.500	2-4	.500	2	4	6	4	8
at Missouri	19	3-5	.600	1-2	.500	2	7	9	0	7
at Tennessee	16	1-2	.500	0-2	.000	1	4	5	2	2
OLE MISS	13	1-2	.500	0-0	.000	0	1	1	0	2
at Kentucky	17	1-4	.250	0-0	.000	2	0	2	1	2
AUBURN	7	1-2	.500	0-0	.000	1	2	3	1	2
FLORIDA	15	2-3	.667	0-0	.000	3	3	6	3	4
SOUTH CAROLINA	11	1-1	1.000	0-0	.000	0	2	2	1	2
at Ole Miss	10	1-2	.500	2-2	1.000	0	0	0	2	4
LSU	8	1-2	.500	0-0	.000	0	0	0	1	2
at Alabama	13	1-3	.333	2-2	1.000	4	1	5	3	4
at Auburn	11	2-4	.500	0-0	.000	1	1	2	2	4
ARKANSAS	10	2-2	1.000	0-0	.000	1	4	5	4	4
at LSU	8	1-1	1.000	0-0	.000	1	0	1	0	2
VANDERBILT	11	2-2	1.000	0-0	.000	1	1	2	1	4
at Georgia	7	0-2	.000	0-0	.000	0	0	0	0	0
at Arkansas	6	1-1	1.000	0-0	.000	0	1	1	1	2
ALABAMA	10	5-5	.833	0-2	.000	7	1	8	2	10
vs Kentucky	9	0-0	.000	0-0	.000	0	2	2	1	0
vs Arkansas	9	3-3	1.000	1-2	.500	2	1	3	1	7
MISS. VALLEY ST.	13	3-3	1.000	2-3	.667	2	3	5	1	8
BRADLEY	16	3-7	.429	0-0	.000	6	6	12	3	6
FLORIDA STATE	18	5-5	1.000	0-0	.000	2	0	2	1	10
vs West Virginia	11	0-0	.000	0-0	.000	1	0	1	1	0
<b>Totals</b>	<b>473</b>	<b>75-116</b>	<b>.647</b>	<b>24-45</b>	<b>.533</b>	<b>61</b>	<b>85</b>	<b>146</b>	<b>67</b>	<b>174</b>

### 2007-08

Opponent	Min	FG-FGA	Pct	FT-FTA	Pct	Off	DEF	TOT	Blk	Pts
LOUISIANA TECH	26	1-5	.200	2-2	1.000	1	4	5	6	4
CLEMSON	27	3-7	.429	1-2	.500	6	6	12	6	7
UT MARTIN	27	4-4	1.000	0-0	.000	3	13	16	3	8
vs UC Irvine	19	1-2	.500	0-1	.000	3	3	6	2	2
vs Southern Illinois	36	3-3	1.000	0-2	.000	2	5	7	2	6
vs Miami (OH)	30	1-3	.333	0-2	.000	2	4	6	5	2
MURRAY STATE	24	1-1	1.000	0-0	.000	3	4	7	2	2
SE LOUISIANA	17	4-6	.667	0-0	.000	0	3	3	4	8
MIAMI (FL)	31	4-6	.667	0-0	.000	2	5	7	10	8
at South Alabama	34	4-5	.800	1-4	.250	4	6	10	6	9
at Loyola Marymount	20	4-4	1.000	2-6	.333	2	4	6	9	10
at Texas A&M-Corpus Christi	24	1-9	.111	0-0	.000	5	2	7	0	2
MISSOURI	23	4-6	.667	1-4	.250	3	5	8	5	9
vs Lafayette	26	5-5	1.000	6-9	.667	3	9	12	5	16
at LSU	25	6-10	.600	1-4	.250	5	12	17	7	13
GEORGIA	21	4-5	.800	1-1	1.000	2	7	9	10	9
KENTUCKY	36	3-5	.600	4-10	.400	2	10	12	10	10
at Alabama	21	2-4	.500	0-2	.000	4	2	6	0	4
OLE MISS	29	4-5	.800	4-4	1.000	0	8	8	4	12
at Arkansas	24	0-1	.000	1-2	.500	2	4	6	4	1
TENNESSEE	30	2-4	.500	1-4	.250	1	3	4	2	5
ALABAMA	30	4-5	.800	0-0	.000	1	2	3	2	8
at Auburn	23	4-4	1.000	0-0	.000	0	3	3	6	8
ARKANSAS	29	3-4	.750	4-6	.667	2	8	10	3	10
at Ole Miss	32	3-5	.600	0-0	.000	4	2	6	6	6
at South Carolina	37	3-5	.600	1-1	1.000	1	11	12	5	7
AUBURN	37	6-7	.857	2-4	.500	2	7	9	4	14
at Florida	37	4-7	.571	3-8	.375	1	10	11	7	11
at Vanderbilt	33	7-9	.778	2-5	.400	1	2	3	1	16
LSU	27	3-8	.375	0-0	.000	3	3	6	7	7
vs Alabama	40	4-5	.800	2-3	.667	2	9	11	3	10
vs Georgia	33	0-0	.000	3-4	.750	1	5	6	1	3
vs Oregon	32	5-7	.714	1-2	.500	1	7	8	4	11
vs Memphis	28	2-4	.500	7-8	.875	1	1	2	5	11
<b>Totals</b>	<b>968</b>	<b>109-170</b>	<b>.641</b>	<b>50-100</b>	<b>.500</b>	<b>75</b>	<b>189</b>	<b>264</b>	<b>157</b>	<b>269</b>

### 2008-09


Opponent	Min	FG-FGA	Pct	FT-FTA	Pct	Off	DEF	TOT	Blk	Pts
CENTENARY	25	3-6	.500	3-5	.600	4	7	11	7	9
La-MONROE	27	1-4	.250	0-1	.000	3	8	11	9	2
N. ALABAMA	22	6-7	.857	4-4	1.000	1	13	14	7	16
F. DICKINSON	24	5-9	.556	4-7	.571	5	11	16	8	14
at St. Bonaventure	34	7-12	.583	5-7	.714	5	7	12	6	19
vs Washington St.	25	1-3	.333	0-2	.000	2	3	5	4	2
vs Texas Tech	27	4-6	.667	3-4	.750	2	8	10	4	11
ALABAMA STATE	32	10-13	.769	2-4	.500	5	4	9	8	22
CHARLOTTE	36	3-7	.429	2-6	.333	2	7	9	3	8
SOUTH ALABAMA	26	9-11	.818	3-6	.500	2	6	8	6	21
Cincinnati	31	10-13	.769	4-4	1.000	2	4	6	4	24
Nicholls State	28	8-9	.889	8-11	.727	2	4	6	6	24
SAN DIEGO	39	4-12	.333	2-4	.500	6	7	13	6	10
HOUSTON	16	1-4	.250	2-2	1.000	0	8	8	3	4
WESTERN KENTUCKY	23	2-6	.333	2-2	1.000	0	10	10	1	6
Arkansas	30	7-10	.700	2-2	1.000	2	7	9	5	16
ALABAMA	27	3-6	.500	5-6	.833	4	6	10	3	11
VANDERBILT	25	4-5	.800	0-0	.000	1	5	6	3	8
LSU	25	8-14	.571	2-2	1.000	2	2	4	0	18
Georgia	30	6-7	.857	2-3	.667	3	5	8	4	14
Ole Miss	33	2-5	.400	4-6	.667	6	9	15	1	6
Kentucky	30	2-6	.333	2-4	.500	2	10	12	7	6
<b>Totals</b>	<b>615</b>	<b>106-175</b>	<b>.606</b>	<b>61-92</b>	<b>.663</b>	<b>61</b>	<b>151</b>	<b>212</b>	<b>105</b>	<b>273</b>

## VARNADO'S CAREER NUMBERS

Year	G/GS	Min	FG-FGA	Pct	FT-FTA	Pct	Off	DEF	TOT/Avg	Blk	Pts/Avg
2006-07	35/13	473	75-116	.647	24-45	.533	61	85	146	67	174/5.0
2007-08	34/34	968	109-170	.641	50-100	.500	75	189	264	157	269/7.9
2008-09	22/22	615	106-175	.606	61-92	.663	61	151	212	105	273/12.4
<b>Totals</b>	<b>91/69</b>	<b>2,056</b>	<b>290-461</b>	<b>.629</b>	<b>135-237</b>	<b>.570</b>	<b>197</b>	<b>425</b>	<b>622/6.8</b>	<b>329</b>	<b>716/7.9</b>



# Meet Barry Stewart



**Barry Stewart**

**6-3 • 170 • Jr.**

**2L • Guard**

**Shelbyville, TN**

**22**

## STEWART BY THE NUMBERS

### SEASON HIGHS

- **Points:** 18, Western Kentucky (1-5-09)
- **FGM:** 6, La-Monroe (11-17-08), Western Kentucky (1-5-09)
- **FGA:** 15, Charlotte (12-10-08)
- **3GM:** 4, Western Kentucky (1-5-09), Alabama (1-14-09)
- **3GA:** 8, Charlotte (12-10-08)
- **FTM:** 6, San Diego (12-30-08)
- **FTA:** 7, San Diego (12-30-08)
- **Rebounds:** 7, Houston (1-3-09)
- **Assists:** 5, Alabama State (12-6-08)
- **Blocks:** 2, Texas Tech (11-29-09)
- **Steals:** 4, Centenary (11-15-08)
- **Minutes:** 40, San Diego (12-30-08)
- **Season double-doubles:** 0

### CAREER HIGHS

- **Points:** 24, Missouri (12-30-07)
- **FGM:** 8, Missouri (12-30-07)
- **FGA:** 15, Charlotte (12-10-08)
- **3GM:** 6, Tennessee (2-2-08)
- **3GA:** 9, Miami (12-13-07)
- **FTM:** 10, Auburn (1-20-07)
- **FTA:** 10, Auburn (1-20-07)
- **Rebounds:** 11, LA-Tech (11-10-07)
- **Assists:** 7, Missouri (12-30-07)
- **Blocks:** 2, Texas Tech (11-29-08)
- **Steals:** 5, Alabama (3-14-08)
- **Minutes:** 44, Alabama-SECT (3-14-08)
- **Career double-doubles:** 1

- ◆ Former All-SEC freshman is third on the team in scoring with a 10.6 clip.
- ◆ Has scored in double digits 13 times this year.
- ◆ Is second on team with 35 assists.
- ◆ Scored a season-high 18 points earlier this year against Western Kentucky.
- ◆ Is second on the team with 29 steals.
- ◆ With 170 made 3-pointers for his career, he is third all-time in the MSU record books behind Timmy Bowers (197) and Darryl Wilson (258).
- ◆ Is 33 points shy of becoming the school's 30th member of the 1,000-point club.

## ALL-SEC CANDIDATE 2006-07 ALL-SEC FRESHMAN TEAM

### 2006-07

Opponent	Min	FG-FGA	Pct	3PTA-M	PCT	FT-FTA	Pct	Reb	A	TO	Blk	Stl	Pts
NICHOLLS	24	5-8	.625	2-5	.400	2-3	.667	2	1	2	0	3	14
LOYOLA MARYMOUNT	26	3-4	.750	1-1	1.000	6-7	.857	4	1	1	0	1	13
WINTHROP	23	3-8	.375	3-6	.500	0-0	.000	5	1	1	0	0	9
at Clemson	25	2-5	.400	2-4	.500	2-2	1.000	2	1	1	0	0	8
CHARLOTTE	29	4-7	.571	2-5	.400	3-5	.600	6	0	1	0	2	13
Texas A&M Corpus Christi	25	3-6	.500	2-5	.400	3-3	1.000	4	1	0	1	0	11
SOUTH ALABAMA	24	4-9	.444	0-5	.000	2-2	1.000	2	2	1	0	1	10
at Miami (Fla.)	29	6-14	.429	5-11	.455	5-7	.714	3	1	0	0	2	22
MCNEESE STATE	22	4-11	.364	4-9	.444	2-4	.500	1	1	0	0	1	14
ALABAMA STATE	23	3-11	.273	2-8	.250	1-2	.500	5	2	0	1	1	9
vs New Orleans	20	1-3	.333	1-3	.333	3-4	.750	3	2	0	0	0	6
at George Mason	24	2-7	.286	2-6	.333	5-5	1.000	3	0	1	0	1	11
at Missouri	31	3-12	.250	3-8	.375	2-3	.667	3	1	2	1	2	11
at Tennessee	24	3-7	.429	3-6	.500	3-5	.600	0	2	1	0	1	12
OLE MISS	27	2-3	.667	1-1	1.000	7-7	1.000	5	2	1	0	0	12
at Kentucky	20	3-7	.429	3-6	.500	0-0	.000	3	1	0	0	0	9
AUBURN	26	4-6	.667	4-6	.667	10-10	1.000	5	1	1	0	0	22
FLORIDA	27	5-9	.556	3-7	.429	3-3	1.000	3	2	1	0	1	16
SOUTH CAROLINA	25	0-8	.000	0-5	.000	2-2	1.000	5	1	0	0	0	2
at Ole Miss	24	0-3	.000	0-2	.000	2-3	.667	3	3	0	0	0	2
LSU	23	2-7	.286	2-5	.400	3-4	.750	1	1	0	0	1	9
at Alabama	19	1-5	.200	0-4	.000	3-6	.500	4	3	0	1	0	5
at Auburn	30	4-9	.444	4-7	.571	0-1	.000	5	2	2	0	1	12
ARKANSAS	26	3-4	.750	2-2	1.000	2-2	1.000	4	0	1	0	1	10
at LSU	25	2-5	.400	1-2	.500	2-2	1.000	3	2	0	0	2	7
VANDERBILT	22	2-5	.400	1-3	.333	0-0	.000	1	2	3	0	1	5
at Georgia	17	3-5	.600	3-5	.600	0-2	.000	5	1	2	0	0	9
at Arkansas	23	1-5	.200	0-3	.000	0-0	.000	3	0	0	0	1	2
ALABAMA	22	2-6	.333	1-4	.250	3-3	1.000	2	1	0	0	0	8
vs Kentucky	29	2-7	.286	1-5	.200	2-5	.400	2	1	1	0	0	7
vs Arkansas	18	2-4	.500	2-4	.500	0-0	.000	3	1	1	0	0	6
MISSISSIPPI VALLEY ST	22	2-7	.286	1-5	.200	0-0	.000	2	1	0	1	0	5
BRADLEY	25	4-9	.444	4-7	.571	1-2	.500	4	0	2	0	1	13
FLORIDA STATE	25	3-7	.429	1-4	.250	3-3	1.000	3	1	0	0	5	10
vs West Virginia	24	3-7	.429	2-5	.400	0-0	.000	2	1	1	0	3	8
<b>Totals</b>	<b>848</b>	<b>96-240</b>	<b>.400</b>	<b>68-174</b>	<b>.391</b>	<b>82-107</b>	<b>.766</b>	<b>111</b>	<b>43</b>	<b>27</b>	<b>5</b>	<b>32</b>	<b>342</b>

### 2007-08


Opponent	Min	FG-FGA	Pct	3PTA-M	PCT	FT-FTA	Pct	Reb	A	TO	Blk	Stl	Pts
LOUISIANA TECH	26	5-10	.500	1-5	.200	2-3	.667	11	3	0	1	0	13
CLEMSON	36	3-10	.300	2-6	.333	4-4	1.000	6	2	4	0	2	12
UT MARTIN	26	3-12	.250	0-4	.000	3-4	.750	4	4	1	0	2	9
vs UC Irvine	38	6-10	.600	4-7	.571	2-2	1.000	6	2	1	0	0	18
vs Southern Illinois	38	3-9	.333	1-3	.333	2-2	1.000	3	3	3	1	1	9
vs Miami (OH)	36	2-9	.222	1-5	.200	0-0	.000	3	4	5	0	0	5
MURRAY STATE	36	5-6	.833	2-3	.667	2-2	1.000	5	2	1	0	4	14
SE LOUISIANA	30	2-6	.333	2-5	.400	0-0	.000	1	2	2	0	2	6
MIAMI (FL)	37	6-12	.500	5-9	.556	1-2	.500	4	1	1	0	1	18
at South Alabama	39	3-10	.300	1-5	.200	1-3	.333	6	6	4	0	2	8
at Loyola Marymount	25	4-8	.500	2-5	.400	0-2	.000	5	5	3	0	1	10
at Texas A&M-CC	36	6-8	.750	2-3	.667	5-7	.714	2	4	2	0	1	19
MISSOURI	38	8-14	.571	3-7	.429	5-5	1.000	4	7	3	0	2	24
vs Lafayette	32	2-8	.250	1-5	.200	1-2	.500	3	1	3	0	1	6
LSU	35	2-6	.333	1-4	.250	6-8	.750	6	5	2	0	1	11
GEORGIA	36	3-13	.231	0-5	.000	3-5	.600	5	2	4	0	2	9
KENTUCKY	35	2-11	.182	0-5	.000	5-8	.625	4	4	5	0	1	9
at Alabama	35	6-11	.545	3-5	.600	1-2	.500	1	3	2	0	2	16
OLE MISS	33	5-11	.455	0-4	.000	2-4	.500	4	3	2	0	1	12
at Arkansas	30	3-7	.429	0-2	.000	1-2	.500	1	0	1	0	1	7
TENNESSEE	34	7-9	.778	6-8	.750	1-2	.500	2	1	1	0	2	21
ALABAMA	36	5-11	.455	3-8	.375	0-0	.000	9	2	3	1	0	13
at Auburn	37	2-5	.400	2-4	.500	1-2	.500	3	1	4	0	0	7
ARKANSAS	38	5-11	.455	3-5	.600	6-6	1.000	5	1	4	0	2	19
at Ole Miss	37	4-13	.308	0-6	.000	3-5	.600	8	3	2	0	1	11
at South Carolina	43	3-10	.300	1-6	.167	1-2	.500	3	0	4	0	1	8
AUBURN	37	4-8	.500	3-5	.600	0-0	.000	5	5	1	0	0	11
at Florida	39	3-13	.231	2-8	.250	2-2	1.000	8	1	0	0	2	10
at Vanderbilt	43	4-9	.444	2-7	.286	0-0	.000	5	1	0	1	0	10
LSU	39	2-9	.222	1-6	.167	0-0	.000	4	0	2	0	1	5
vs Alabama	44	3-12	.250	1-6	.167	4-6	.667	8	3	3	0	5	11
vs Georgia	35	3-14	.214	3-6	.500	1-2	.500	6	4	0	0	0	10
vs Oregon	38	4-10	.400	4-8	.500	4-5	.800	2	2	1	0	1	16
vs Memphis	37	1-12	.083	0-6	.000	2-3	.667	5	1	1	0	2	4
<b>Totals</b>	<b>1214</b>	<b>129-337</b>	<b>.383</b>	<b>62-186</b>	<b>.333</b>	<b>71-102</b>	<b>.696</b>	<b>157</b>	<b>88</b>	<b>78</b>	<b>4</b>	<b>44</b>	<b>391</b>

### 2008-09

Opponent	Min	FG-FGA	Pct	3PTA-M	PCT	FT-FTA	Pct	Reb	A	TO	Blk	Stl	Pts
CENTENARY	23	4-8	.500	2-4	.500	3-4	.750	3	1	4	0	4	13
LA-MONROE	26	6-9	.667	3-6	.500	2-4	.500	1	1	3	1	1	17
NORTH ALABAMA	22	5-8	.625	3-5	.600	3-4	.750	2	0	2	0	1	16
FAIRLEIGH DICKINSON	23	4-9	.444	2-5	.400	2-4	.500	2	2	0	0	1	12
at St. Bonaventure	32	1-9	.111	1-4	.250	0-0	.000	3	4	3	0	1	3
vs Washington State	30	3-10	.300	2-5	.400	2-2	1.000	2	0	3	1	1	10
vs Texas Tech	28	2-8	.250	0-5	.000	1-4	.250	4	1	0	2	0	5
ALABAMA STATE	34	3-9	.333	1-4	.250	1-3	.333	5	5	1	0	1	8
Charlotte	38	3-15	.200	0-8	.000	4-4	1.000	6	0	2	0	0	10
South Alabama	18	2-7	.286	0-1	.000	0-0	.000	0	0	0	0	0	4
Cincinnati	33	3-8	.375	1-3	.333	0-0	.000	4	0	3	1	1	7
Nicholls State	32	3-11	.273	2-6	.333	4-5	.800	3	4	0	1	1	12
San Diego	40	5-13	.385	1-5	.200	6-7	.857	5	4	2	0	2	17
Houston	24	2-7	.286	2-5	.400	1-2	.500	7	0	1	1	1	7
Western Kentucky	32	6-9	.667	4-6	.667	2-2	1.000	3	3	0	0	2	18
Arkansas	35	5-8	.625	3-4	.750	4-6	.667	5	2	1	0	1	17
Alabama	35	4-7	.571	4-5	.800	1-2	.500	3	2	1	1	3	13
Vanderbilt	36	3-9	.333	1-5	.200	0-1	.000	2	3	2	0	0	7
LSU	26	2-6	.333	2-6	.333	3-5	.600	1	3	2	0	2	9
Georgia	32	1-9	.111	1-6	.167	3-4	.750	3	0	2	0	3	6
Ole Miss	31	2-9	.222	2-7	.286	4-4	1.000	3	0	0	0	3	10
Kentucky	33	4-10	.400	3-5	.750	2-2	1.000	0	2	3	1	1	13
Totals	663	73-198	.369	40-109	.367	48-69	.696	69	35	34	9	30	234



# Meet Dee Bost



**Dee Bost**

**6-2 • 170 • Fr.**

**HS • Guard**

**Concord, NC**

**3**

## BOST BY THE NUMBERS

### SEASON/CAREER HIGHS

- **Points:** 18, Western Kentucky (1-5-09)
- **FGM:** 7, Western Kentucky (1-5-09)
- **FGA:** 16, Texas Tech (11-29-08)
- **3GM:** 3, La-Monroe (11-17-08), Texas Tech (11-29-08), Charlotte (12-10-08)
- **3GA:** 8, Charlotte (12-10-08)
- **FTM:** 8, Vanderbilt (1-17-09)
- **FTA:** 10, Alabama (1-14-09)
- **Rebounds:** 7, Washington State (11-28-08)
- **Assists:** 10, N. Alab. (11-19-08); Alabama (1-14-09)
- **Blocks:** 0
- **Steals:** 4, San Diego (12-30-08)
- **Minutes:** 36, San Diego (12-30-08)
- **Season double-doubles:** 1

- ◆ Has started all 22 games.
- ◆ Was named SEC freshman of the week two weeks ago.
- ◆ In the last 10 games, has made 36 of his 90 shots, including 14-of-43 treys.
- ◆ Became the first true freshman to start on opening day since Jamont Gordon in 2005-06.
- ◆ Leads MSU with 97 assists, the third-most in the SEC and tied for the 89th-most nationally.
- ◆ Has 10 assists twice this year, against North Alabama and Alabama, becoming the first MSU player to dish out 10 since Jamont Gordon last year against Alabama.
- ◆ Is averaging 9.8 points and has scored in double digits 11 times this season, including seven of the last 10 games.
- ◆ Honorable mention freshman All-American by CollegeHoops.net.
- ◆ Had his first double-double against Alabama (13 points, 10 assists).
- ◆ Scored a career-high 18 points earlier this year against Western Kentucky.

## FRESHMAN ALL-SEC CANDIDATE PRESEASON HONORABLE MENTION ALL-AMERICAN

### 2008-09

Opponent	Min	FG-FGA	Pct	3PTA-M	PCT	FT-FTA	Pct	Reb	A	TO	Blk	Stl	Pts
CENTENARY	23	3-8	.375	2-4	.500	1-2	.500	3	4	2	0	1	9
LOUISIANA-MONROE	26	4-9	.444	3-6	.500	3-4	.750	3	7	2	0	1	14
NORTH ALABAMA	23	2-5	.400	1-3	.333	2-2	1.000	2	10	5	0	1	7
FAIRLEIGH DICKINSON	24	2-8	.250	0-4	.000	2-4	.500	1	6	4	0	1	6
at St. Bonaventure	20	1-8	.125	0-1	.000	4-5	.800	4	2	6	0	3	6
vs Washington State	30	1-6	.167	1-3	.333	5-6	.833	7	3	3	0	1	8
vs Texas Tech	32	6-16	.375	3-6	.500	1-4	.250	4	3	1	0	3	16
ALABAMA STATE	27	2-5	.400	1-2	.500	5-6	.833	1	5	4	0	2	10
Charlotte	32	3-10	.300	3-8	.375	6-8	.750	0	1	2	0	0	15
South Alabama	35	2-6	.333	0-3	.000	0-0	.000	4	5	2	0	0	4
Cincinnati	28	1-10	.100	0-6	.000	0-1	.000	2	3	0	0	2	2
Nicholls State	33	0-1	.000	0-0	.000	3-4	.750	5	6	2	0	1	3
San Diego	36	4-8	.500	2-5	.400	3-6	.500	1	1	5	0	4	13
Houston	29	3-4	.750	1-2	.500	2-2	1.000	6	8	4	0	0	9
Western Kentucky	33	7-12	.583	2-4	.500	2-3	.667	4	0	3	0	1	18
Arkansas	35	6-11	.545	3-6	.500	2-3	.667	5	5	2	0	2	17
Alabama	30	3-11	.273	1-5	.200	6-10	.600	2	10	3	0	1	13
Vanderbilt	35	4-8	.500	0-3	.000	8-9	.889	5	6	1	0	2	16
LSU	30	0-6	.000	0-2	.000	2-2	1.000	1	2	4	0	0	2
Georgia	30	2-8	.250	1-4	.250	0-1	.000	4	3	0	0	1	5
Ole Miss	32	3-11	.273	2-6	.333	5-6	.833	0	3	1	0	3	13
Kentucky	35	4-10	.400	2-6	.333	0-1	.000	4	4	2	0	3	10
<b>Totals</b>	<b>658</b>	<b>63-181</b>	<b>.348</b>	<b>28-89</b>	<b>.315</b>	<b>62-89</b>	<b>.697</b>	<b>68</b>	<b>97</b>	<b>58</b>	<b>0</b>	<b>33</b>	<b>216</b>

## BOST'S CAREER NUMBERS

Year	G/GS	Min	FG-FGA	Pct	3PTM-A	PCT	FT-FTA	Pct	Reb	A	TO	Blk	Stl	Pts/Avg
2008-09	22/22	658	63-181	.348	28-89	.315	62-89	.697	68	97	58	0	33	216/9.8



## DID YOU KNOW . . .

- ✓ Both a football and basketball standout at Concord High School.
- ✓ Led his school to Class 3A titles in both football and basketball.
- ✓ Earned MVP honors in both the football and basketball title games.
- ✓ Averaged 17 points, 6.5 rebounds and 5.0 assists as a senior.
- ✓ Threw for 2,958 yards and 25 touchdowns as a senior.

## MSU FRESHMAN ASSISTS CHARTS

Player	Season	G	Asst.	Avg.
1. Jamont Gordon	2005-06	30	129	4.3
2. Rich Knarr	1972-73	26	127	4.9
3. Ben Hansbrough	2006-07	35	112	3.2
4. Dee Bost	2008-09	22	97	4.4
5. Gary Ervin	2003-04	30	74	2.5
6. Greg Lockhart	1985-86	30	70	2.3
7. Ray White	1975-76	26	69	2.7
8. Gary Hooker	1975-76	26	68	2.6
9. Jeff Norwood	1981-82	27	60	2.2

# Meet the Mississippi State Players



**Kodi Augustus**

6-8 • 220 • So.

1L • Forward

Baton Rouge, LA

24

- ◆ Has drawn nine starts for the Bulldogs and played in three more.
- ◆ Is third on the team at the foul line with an 78.8 percent accuracy (26 of 33).
- ◆ Is seventh on the team with six blocked shots.
- ◆ Is currently averaging 6.5 points and 4.3 rebounds.

## AUGUSTUS BY THE NUMBERS

### SEASON HIGHS

- Points: 16, Texas Tech (11-29-08)
- FGM: 6, Texas Tech (11-29-08)
- FGA: 12, Texas Tech (11-29-08)
- 3GM: 1, La-Monroe (11-17-08)
- 3GA: 3, Washington State (11-28-08)
- FTM: 5, Washington State (11-28-08)
- FTA: 6, Washington State (11-28-08)
- Rebounds: 9, Texas Tech (11-29-08)
- Assists: 2, Centenary (11-15-08), ULM (11-17-08)
- Blocks: 2, Centenary (11-15-08)
- Steals: 1, four times (Last: Texas Tech (11-29-08))
- Minutes: 27, Washington State (11-28-08)
- Season double-doubles: 0

### CAREER HIGHS

- Points: 16, Texas Tech (11-29-08)
- FGM: 6, Texas Tech (11-29-08)
- FGA: 12, Texas Tech (11-29-08)
- 3GM: 2, Southeastern LA (12-8-07)
- 3GA: 3, Washington State (11-28-08)
- FTM: 5, Washington State (11-28-08)
- FTA: 6, Washington State (11-28-08)
- Rebounds: 9, Texas Tech (11-29-08)
- Assists: 2, Centenary (11-15-08), LA-Monroe (11-17-08), Loyola Marymount (12-19-07)
- Blocks: 2, Centenary (11-15-08)
- Steals: 1, five times (Last: Texas Tech (11-29-08))
- Minutes: 27, Washington State (11-28-08)
- Career double-doubles: 0



**Ravern Johnson**

6-7 • 175 • So.

1L • Guard

Lyon, MS

2

- ◆ The first-year starter leads MState with 58 3-pointers on 118 attempts, while his 49.2 percent accuracy leads the nation.
- ◆ In first-career start against Centenary, he responded with 15 points and drained a team-high five 3-pointers.
- ◆ Scored career-high 26 points against Western Kentucky and leads MSU with a 13.0 scoring clip.
- ◆ Has started all 22 games.
- ◆ Has scored 20-plus points a team-high four times


## JOHNSON BY THE NUMBERS

### SEASON HIGHS

- Points: 26, Western Kentucky (1-5-09)
- FGM: 9, Western Kentucky (1-5-09)
- FGA: 15, Houston (1-3-09), Georgia (1-14-09)
- 3GM: 6, Western Kentucky (1-5-09)
- 3GA: 8, five times (last: at Kentucky [2-3-09])
- FTM: 4, three times (last: LSU [1-21-09])
- FTA: 5, Alabama State (12-6-08)
- Rebounds: 8, Nicholls State (12-22-08)
- Assists: 3, Four times (Last, LSU 1-21-09)
- Blocks: 2, Centenary (11-15-08), Fairleigh Dickinson (11-22-08), Kentucky (2-3-09)
- Steals: 2, Nicholls St. (12-22-08), LSU (1-21-09)
- Minutes: 37, San Diego (12-30-08), Vanderbilt (1-17-09), Kentucky (2-3-09)
- Season double-doubles: 0

### CAREER HIGHS

- Points: 26, Western Kentucky (1-5-09)
- FGM: 9, Western Kentucky (1-5-09)
- FGA: 15, Houston (1-3-09)
- 3GM: 6, Western Kentucky (1-5-09)
- 3GA: 8, five times (last: at Kentucky [2-3-09])
- FTM: 4, at St. Bonaventure (11-25-08), LSU (1-21-09)
- FTA: 5, Alabama State (12-6-08)
- Rebounds: 7, at St. Bonaventure (11-25-08)
- Assists: 3, four times (Last, LSU 1-21-09)
- Blocks: 2, four times (last: Kentucky [2-3-09])
- Steals: 2, Nicholls State (12-22-08), LSU (1-21-09)
- Minutes: 37, San Diego (12-30-08), Vanderbilt (1-17-09), Kentucky (2-3-09)
- Career double-doubles: 0



**Elgin Bailey**

6-8 • 254 • So.

1L • Forward

New Orleans, LA

45

- ◆ Has seen action in 18 games as a reserve, but a foot injury kept him out of two games and a suspension sidelined him against Ole Miss.
- ◆ Had career-high 10 points against North Alabama and Centenary.
- ◆ Is second on the team with 23 blocked shots.
- ◆ Is averaging 4.3 points and 2.7 rebounds.

## BAILEY BY THE NUMBERS

### SEASON HIGHS

- Points: 10, N. Alabama (11-19-08), Centenary (11-15-08)
- FGM: 4, Centenary (11-15-08), Arkansas (2-16-08)
- FGA: 11, Centenary (11-15-08)
- 3GM: 0
- 3GA: 0
- FTM: 6, North Alabama (11-19-08)
- FTA: 8, North Alabama (11-19-08)
- Rebounds: 9, LA-Monroe (11-17-08)
- Assists: 2, North Alabama (11-19-08)
- Blocks: 3, North Alabama (11-19-08), South Alabama (12-13-08)
- Steals: 2, North Alabama (11-19-08), Washington State (11-28-08)
- Minutes: 17, LA-Monroe (11-17-08)
- Season double-doubles: 0

### CAREER HIGHS

- Points: 10, N. Alabama (11-19-08), Centenary (11-15-08)
- FGM: 4, Centenary (11-15-08), Arkansas (2-16-08)
- FGA: 11, Centenary (11-15-08)
- 3GM: 0
- 3GA: 0
- FTM: 6, North Alabama (11-19-08)
- FTA: 8, North Alabama (11-19-08)
- Rebounds: 9, LA-Monroe (11-17-08)
- Assists: 2, North Alabama (11-19-08)
- Blocks: 3, N. Ala. (11-19-08), S. Ala. (12-13-08)
- Steals: 2, North Alabama (11-19-08), Washington State (11-28-08)
- Minutes: 17, LA-Monroe (11-17-08)
- Career double-doubles: 0

# Meet the Mississippi State Players



**Brian Johnson**  
6-9 • 245 • Sr.  
1L • Forward  
Laurinburg, NC

44

- ◆ A foot/ankle injury sidelined him for first 11 games, but has played in eight of last 11 outings. Didn't play against Ole Miss due to being suspended.
- ◆ Transferred to Mississippi State after two years at Louisville.
- ◆ Last season, saw action in 33 games and averaged 2.3 points and 2.2 rebounds.
- ◆ Best game was against Clemson, when he scored 10 points.
- ◆ Averaging 2.4 points and 1.3 rebounds.

## JOHNSON BY THE NUMBERS

### SEASON HIGHS

- Points: 6, Houston (1-3-08)
- FGM: 2, Houston (1-3-08), Georgia (1-14-09)
- FGA: 3, Houston (1-3-08), Georgia (1-14-09)
- 3GM: 0
- 3GA: 0
- FTM: 2, Houston (1-3-08), LSU (1-21-09)
- FTA: 4, Houston (1-3-08)
- Rebounds: 4, Houston (1-3-08)
- Assists: 0
- Blocks: 1, LSU (1-21-09)
- Steals: 1, Houston (1-3-08)
- Minutes: 12, Nicholls State (12-22-08), Georgia (1-14-09)
- Season double-doubles: 0

### CAREER HIGHS

- Points: 10, Clemson (11-5-07)
- FGM: 4, Clemson (11-5-07)
- FGA: 4, three times (last: LSU 3-8-08)
- 3GM: 0
- 3GA: 0
- FTM: 2, seven times (last: LSU 1-21-09)
- FTA: 4, Houston (1-3-08)
- Rebounds: 6, Loyola Marymount (12-19-07)
- Assists: 3, Ole Miss (1-26-08)
- Blocks: 3, Texas A&M C.C. (12-21-07)
- Steals: 3, Loyola Marymount (12-19-07)
- Minutes: 21, UC-Irvine (11-22-07)
- Career double-doubles: 0



**Riley Benock**  
6-4 • 180 • So.  
1L • Guard  
Battletown, KY

15

- ◆ Seen action in all 22 games for the Bulldogs as a reserve.
- ◆ Has connected on 18 of his 49 shots, but did not have an attempt at Kentucky last Tuesday night.
- ◆ Is averaging 2.5 points and for 1.1 rebounds per outing.
- ◆ His 11 steals are sixth-most on the team.


## BENOCK BY THE NUMBERS

### SEASON HIGHS

- Points: 8, North Alabama (11-19-08), Nicholls State (12-22-08)
- FGM: 3, North Alabama (11-19-08)
- FGA: 6, Nicholls State (12-22-08)
- 3GM: 2, Five times (Last: Alabama 1-14-09)
- 3GA: 6, Nicholls State (12-22-08)
- FTM: 2, Nicholls State (12-22-08)
- FTA: 2, Nicholls State (12-22-08), Houston (1-3-08); LSU (1-21-09), Vanderbilt (1-17-09)
- Rebounds: 3, Nicholls State (12-22-08)
- Assists: 3, Five times (Last: Georgia 1-24-09)
- Blocks: 1, Centenary (11-15-08)
- Steals: 3, Centenary (11-15-08)
- Minutes: 18, LSU (1-21-09)
- Season double-doubles: 0

### CAREER HIGHS

- Points: 12, Ole Miss (1-26-08)
- FGM: 4, Ole Miss (1-26-08)
- FGA: 6, Nicholls State (12-22-08)
- 3GM: 4, Ole Miss (1-26-08)
- 3GA: 6, Nicholls State (12-22-08)
- FTM: 3, Georgia (1-12-08)
- FTA: 4, Georgia (1-12-08)
- Rebounds: 4, Southeast LA (12-8-07)
- Assists: 4, UT-Martin (11-17-07)
- Blocks: 1, five times (last: Centenary 11-15-08)
- Steals: 3, Centenary (11-15-08)
- Minutes: 21, Ole Miss (1-26-08)
- Career double-doubles: 0



**Phil Turner**  
6-3 • 170 • So.  
1L • Guard  
Grenada, MS

25

- ◆ Has started the last 13 games for the Bulldogs and is second at the foul line with a 79.6 percent accuracy (39 of 49).
- ◆ In the freshman record books, he is ninth with 24 made 3-pointers.
- ◆ Averaging 8.0 points and 3.8 rebounds in 22 games this year.
- ◆ Scored a career-high 18 points at Kentucky on 6-of-13 shooting and made four 3-pointers.

## TURNER BY THE NUMBERS

### SEASON HIGHS

- Points: 18, Kentucky (2-3-09)
- FGM: 6, Houston (1-3-08), Alabama (1-14-09), Kentucky (2-3-09)
- FGA: 13, Kentucky (2-3-09)
- 3GM: 4, Kentucky (2-3-09)
- 3GA: 9, Kentucky (2-3-09)
- FTM: 9, Nicholls State (12-22-08)
- FTA: 12, Nicholls State (12-22-08)
- Rebounds: 8, San Diego (12-30-08), Kentucky (2-3-09)
- Assists: 4, LA-Monroe (11-17-08), South Alabama (12-13-08)
- Blocks: 2, Bama (1-14-09), Kentucky (2-3-09)
- Steals: 4, Vanderbilt (1-17-09)
- Minutes: 37, Kentucky (2-3-09)
- Season double-doubles: 0

### CAREER HIGHS

- Points: 18, Kentucky (2-3-09)
- FGM: 6, S. Ala. (12-15-07), Houston (1-3-08), Alabama (1-14-09), Kentucky (2-3-09)
- FGA: 13, Kentucky (2-3-09)
- 3GM: 4, South Alabama (12-15-07)
- 3GA: 8, Kentucky (1-15-08)
- FTM: 9, Nicholls State (12-22-08)
- FTA: 12, Nicholls State (12-22-08)
- Rebounds: 10, Missouri (12-30-07)
- Assists: 4, LA-Monroe (11-17-08), South Alabama (12-13-08)
- Blocks: 2, 5 times (last: Kentucky, 2-3-09)
- Steals: 4, Vanderbilt (1-17-09)
- Minutes: 37, Alabama-SECT (3-14-08), Kentucky (2-3-09)
- Career double-doubles: 1

# Meet the Mississippi State Players



**Romero Osby**  
6-8 • 230 • Fr.  
HS • Forward  
Meridian, MS


5

- ◆ Has played in all 22 games for the Bulldogs.
- ◆ In first game against Centenary, he logged 19 minutes, scored 4 points, grabbed 8 rebounds and had 1 assist.
- ◆ Totaled a career-high 15 points vs. North Alabama. His second-best outing came against Houston with 13 points.
- ◆ His high school, Northeast Lauderdale, retired his No. 24 jersey earlier this year.
- ◆ Has grabbed a total of 53 rebounds the last 16 games.
- ◆ Is averaging 5.5 points and 3.2 rebounds.
- ◆ Has scored in double-digits three times – North Alabama (15), Charlotte (10) and Houston (13).

## OSBY BY THE NUMBERS

### SEASON/CAREER HIGHS

- Points: 15, North Alabama (11-19-08)
- FGM: 5, North Alabama (11-19-08), Houston (1-3-08)
- FGA: 13, Houston (1-3-08)
- 3GM: 2, Houston (1-3-08)
- 3GA: 3, North Alabama (11-19-08), F. Dickinson (11-22-08), Houston (1-3-08)
- FTM: 7, Texas Tech (11-29-08)
- FTA: 10, Texas Tech (11-29-08)
- Rebounds: 8, Centenary (11-15-08)
- Assists: 4, North Alabama (11-19-08)
- Blocks: 2, Alabama (1-14-09), Ole Miss (1-31-09)
- Steals: 1, 6 times (last: Vanderbilt [1-21-09])
- Minutes: 22, Charlotte (12-10-08)
- Season double-doubles: 0



**Twany Beckham**  
6-5 • 190 • Fr.  
HS • Guard  
Louisville, KY


4

- ◆ Due to a foot injury, Twany did not see any playing time the first three games.
- ◆ Saw first action against Fairleigh Dickinson and responded with 4 points on 2-of-2 shooting.
- ◆ He also had 2 rebounds, 2 assists and 2 steals against the Knights.
- ◆ Had his most productive outing at St. Bonaventure. In 20 minutes, scored a career-high 8 points on 2-of-3 shooting and was 4-of-6 at the foul line. He also dished out 3 assists, had 1 steal and just 1 turnover.
- ◆ Has played in the last 19 games for the Bulldogs and has become one of MSU's first players off the bench.

## BECKHAM BY THE NUMBERS

### SEASON/CAREER HIGHS

- Points: 8, at St. Bonaventure (11-25-08)
- FGM: 2, Fairleigh Dickinson (11-22-08), at St. Bonaventure (11-25-08), Texas Tech (11-29-08), Alabama St. (12-6-08)
- FGA: 4, LSU (1-21-09)
- 3GM: 0
- 3GA: 1, four times (last: Ole Miss [1-31-09])
- FTM: 4, at St. Bonaventure (11-25-08), South Alabama (12-13-08)
- FTA: 6, at St. Bonaventure (11-25-08)
- Rebounds: 3, four times (last: Vandy 1-17-09)
- Assists: 4, Cincinnati (12-18-08)
- Blocks: 0
- Steals: 2, Fairleigh Dickinson (11-22-08)
- Minutes: 20, at St. Bonaventure (11-25-08)
- Season double-doubles: 0



**Jacquiese Holcombe**  
6-6 • 205 • Jr.  
JC • Forward  
College Park, GA

1

- ◆ Saw his first MSU-career action against Centenary and has played in seven games.
- ◆ Has applied for a medical redshirt.
- ◆ In his 17 minutes of action against the Gents, he scored 2 points, grabbed 1 rebound, steal and assist.
- ◆ Scored a career-high five points against both Charlotte and South Alabama.
- ◆ Played junior college basketball at Georgia Perimeter College, where he was second-team All-American.
- ◆ As a sophomore, averaged 13.4 points and 7.3 rebounds en route to a 23-12 ledger and NJCAA Tournament appearance.

## HOLCOMBE BY THE NUMBERS

### SEASON/CAREER HIGHS

- Points: 5, Charlotte (12-10-08), South Alabama (12-13-08)
- FGM: 2, North Alabama (11-19-08), Centenary (11-15-08), South Ala. (12-13-08)
- FGA: 5, North Alabama (11-19-08)
- 3GM: 1, Fairleigh Dickinson (11-22-08)
- 3GA: 1, five times (last: S. Alabama 12-13-08)
- FTM: 3, Charlotte (12-10-08)
- FTA: 3, Charlotte (12-10-08)
- Rebounds: 5, North Alabama (11-19-08)
- Assists: 1, Centenary (11-15-08)
- Blocks: 0
- Steals: 1, Centenary (11-15-08), South Alabama (12-13-08)
- Minutes: 18, North Alabama (11-19-08)
- Season double-doubles: 0

# Meet the Mississippi State Players



**Brandon Bolen**

6-3 • 195 • So.

1L • Guard

Madison, MS

**33**

- ◆ After appearing in nine games last year, he's already seen action nine times this season and has recorded two points and two steals.
- ◆ Was a three-time All-Mississippi Private School Association selection at Madison-Ridgeland.
- ◆ Scored 2 points against North Alabama.


## BOLEN BY THE NUMBERS

### SEASON HIGHS

- Points: 2, North Alabama (11-19-08)
- FGM: 1, North Alabama (11-19-08)
- FGA: 1, N. Alabama (11-19-08), Houston (1-3-08)
- 3GM: 0
- 3GA: 0
- FTM: 0
- FTA: 0
- Rebounds: 0
- Assists: 1, Houston (1-3-08)
- Blocks: 0
- Steals: 1, North Alabama (11-19-08)
- Minutes: 4, Centenary (11-15-08), North Alabama (11-19-08)
- Season double-doubles: 0

### CAREER HIGHS

- Points: 2, North Alabama (11-19-08)
- FGM: 1, North Alabama (11-19-08)
- FGA: 1, four times (last: Houston 1-3-08)
- 3GM: 0
- 3GA: 1, Lafayette (11-19-08)
- FTM: 0
- FTA: 0
- Rebounds: 0
- Assists: 1, Houston (1-3-08)
- Blocks: 0
- Steals: 1, Lafayette (1-5-08), North Alabama (11-19-08)
- Minutes: 4, North Alabama (11-19-08), Centenary (11-15-08)
- Career double-doubles: 0



**Taylor Luczak**

6-8 • 220 • Fr.

HS • Forward

Glens Falls, NY


**20**

- ◆ Although he's a first-year walk-on, Taylor Luczak is no stranger to MSU athletics. He spent the 2007-08 season throwing the javelin for the MSU track team. His best throw of 124-4 came at the Southern Miss Invitational.
- ◆ Has appeared in six games, and scored against Louisiana-Monroe and South Alabama on short jumpers.
- ◆ Averaging 0.7 points.

## LUCZAK BY THE NUMBERS

### SEASON/CAREER HIGHS

- Points: 2, La-Monroe (11-17-08), South Alabama (12-13-08)
- FGM: 1, La-Monroe (11-17-08), South Alabama (12-13-08)
- FGA: 1, La-Monroe (11-17-08), South Alabama (12-13-08)
- 3GM: 0
- 3GA: 0
- FTM: 0
- FTA: 0
- Rebounds: 1, Houston (1-3-08)
- Assists: 0
- Blocks: 0
- Steals: 0
- Minutes: 2, North Alabama (11-19-08), Centenary (11-15-08)
- Season double-doubles: 0



**Christopher Gay**

6-0 • 180 • Sr.

TR • Guard

Hattiesburg, MS

**10**


- ◆ A left-handed walk-on, Christopher Gay spent last season as a manager. He also spent two years playing at William Carey College.
- ◆ Has appeared in eight games and scored his first points against Houston on 1-of-1 shooting.
- ◆ Had one rebound against Louisiana-Monroe.
- ◆ His 3-pointer against Western Kentucky was MSU's 14th on the night, which tied a school record for the most in one game.

## GAY BY THE NUMBERS

### SEASON/CAREER HIGHS

- Points: 3, Western Kentucky (1-5-09)
- FGM: 1, Houston (1-3-09)
- FGA: 1, Houston (1-3-09)
- 3GM: 1, Western Kentucky (1-5-09)
- 3GA: 1, Western Kentucky (1-5-09)
- FTM: 0
- FTA: 0
- Rebounds: 1, Centenary (11-15-08)
- Assists: 0
- Blocks: 0
- Steals: 0
- Minutes: 2, Centenary (11-15-08)
- Season double-doubles: 0

# Meet the Mississippi State Players



**Rod Bryant**

**6-1 • 165 • So.**

**1L • Guard**

**Birmingham, AL**

**14**

- ◆ A second-year walk-on, Rod Bryant saw action in five games last season.
- ◆ A leg injury prevented him from playing in the first nine games.
- ◆ Has seen action three games, but hasn't scored. He does have two assists.

## BRYANT BY THE NUMBERS

### SEASON HIGHS

- Points: 0
- FGM: 0
- FGA: 0
- 3GM: 0
- 3GA: 0
- FTM: 0
- FTA: 0
- Rebounds: 0
- Assists: 1, South Alabama (12-13-08)
- Blocks: 0
- Steals: 0
- Minutes: 1, South Alabama (12-13-08)
- Season double-doubles: 0

### CAREER HIGHS

- Points: 2, UT Martin (11-17-07), Southeastern Louisiana (12-8-07)
- FGM: 1, UT Martin (11-17-07), Southeastern Louisiana (12-08-07)
- FGA: 3, UT Martin (11-17-07), SE Louisiana (12-8-07), Ole Miss (1-26-08)
- 3GM: 0
- 3GA: 0
- FTM: 0
- FTA: 1, UT Martin (11-17-07)
- Rebounds: 1, UT Martin (11-17-07)
- Assists: 1, South Alabama (12-13-08)
- Blocks: 0
- Steals: 0
- Minutes: 1, six times (last: South Alabama, 12-13-08)
- Season double-doubles: 0



**2008-09 Mississippi State Basketball**  
**Mississippi State Combined Team Statistics (as of Feb 03, 2009)**  
**All games**

<b>RECORD:</b>	<b>OVERALL</b>	<b>HOME</b>	<b>AWAY</b>	<b>NEUTRAL</b>
ALL GAMES	15-7	10-3	4-1	1-3
CONFERENCE	5-2	2-1	3-1	0-0
NON-CONFERENCE	10-5	8-2	1-0	1-3

#	Player	gp-gs	min	avg	Total		3-Point		F-Throw		Rebounds				pf	dq	a	to	blk	stl	pts	avg
					fg-fga	pct	3fg-fga	pct	ft-fga	pct	off	def	tot	avg								
01	Jacquiese Holcombe	7-0	83	11.9	8-14	.571	1-5	.200	4-6	.667	7	7	14	2.0	9	0	1	10	0	2	21	3.0
02	Ravern Johnson	22-22	676	30.7	102-212	.481	58-118	.492	24-28	.857	20	59	79	3.6	32	0	30	40	12	10	286	13.0
03	Dee Bost	22-22	658	29.9	63-181	.348	28-89	.315	62-89	.697	13	55	68	3.1	49	1	97	58	0	33	216	9.8
04	Twany Beckham	19-0	179	9.4	14-31	.452	0-4	.000	13-25	.520	3	26	29	1.5	15	0	28	26	1	10	41	2.2
05	Romero Osby	22-0	313	14.2	42-94	.447	6-22	.273	32-44	.727	20	51	71	3.2	34	1	10	19	9	6	122	5.5
10	Christopher Gay	8-0	9	1.1	2-2	1.000	1-1	1.000	0-0	.000	0	1	1	0.1	0	0	0	1	0	0	5	0.6
14	Rod Bryant	3-0	3	1.0	0-0	.000	0-0	.000	0-0	.000	0	0	0	0.0	1	0	2	0	0	0	0	0.0
15	Riley Benock	22-0	264	12.0	18-49	.367	14-41	.341	5-8	.625	4	21	25	1.1	20	0	16	11	2	11	55	2.5
20	Taylor Luczak	6-0	8	1.3	2-2	1.000	0-0	.000	0-0	.000	0	2	2	0.3	1	0	0	0	0	0	4	0.7
22	Barry Stewart	22-22	663	30.1	73-198	.369	40-109	.367	48-69	.696	13	56	69	3.1	49	1	35	34	9	30	234	10.6
24	Kodi Augustus	12-9	194	16.2	25-56	.446	2-11	.182	26-33	.788	20	32	52	4.3	20	1	6	16	6	4	78	6.5
25	Phil Turner	22-13	460	20.9	57-116	.491	24-62	.387	39-49	.796	19	64	83	3.8	42	0	31	33	11	27	177	8.0
32	Jarvis Varnado	22-22	615	28.0	106-175	.606	0-0	.000	61-92	.663	61	151	212	9.6	46	0	20	43	105	14	273	12.4
33	Brandon Bolen	9-0	17	1.9	1-2	.500	0-0	.000	0-0	.000	0	0	0	0.0	0	0	1	0	0	2	2	0.2
44	Brian Johnson	8-0	61	7.6	6-10	.600	0-0	.000	7-12	.583	4	6	10	1.3	9	0	0	7	1	2	19	2.4
45	Elgin Bailey	19-0	222	11.7	30-72	.417	0-0	.000	22-36	.611	17	35	52	2.7	30	1	4	29	23	12	82	4.3
Team											23	37	60					2				
Total.....		22	4425		549-1214	.452	174-462	.377	343-491	.699	224	603	827	37.6	357	5	281	329	179	163	1615	73.4
Opponents.....		22	4425		532-1401	.380	138-424	.325	230-363	.634	335	516	851	38.7	423	-	211	314	57	161	1432	65.1

<b>TEAM STATISTICS</b>	<b>MS</b>	<b>OPP</b>
SCORING	1615	1432
Points per game	73.4	65.1
Scoring margin	+8.3	-
FIELD GOALS-ATT	549-1214	532-1401
Field goal pct	.452	.380
3 POINT FG-ATT	174-462	138-424
3-point FG pct	.377	.325
3-pt FG made per game	7.9	6.3
FREE THROWS-ATT	343-491	230-363
Free throw pct	.699	.634
F-Throws made per game	15.6	10.5
REBOUNDS	827	851
Rebounds per game	37.6	38.7
Rebounding margin	-1.1	-
ASSISTS	281	211
Assists per game	12.8	9.6
TURNOVERS	329	314
Turnovers per game	15.0	14.3
Turnover margin	-0.7	-
Assist/turnover ratio	0.9	0.7
STEALS	163	161
Steals per game	7.4	7.3
BLOCKS	179	57
Blocks per game	8.1	2.6
ATTENDANCE	113063	81814
Home games-Avg/Game	13-8697	5-13194
Neutral site-Avg/Game	-	4-3961

<b>Date</b>	<b>Opponent</b>	<b>Score</b>	<b>Att.</b>
11-15-08	CENTENARY	w 77-55	8063
11-17-08	LOUISIANA-MONROE	w 78-49	8732
# 11-19-08	NORTH ALABAMA	w 102-61	8579
# 11-22-08	FAIRLEIGH DICKINSON	w 84-58	9028
11-25-08	at St. Bonaventure	w 76-71	5111
% 11-28-08	vs Washington State	L 52-63	3510
% 11-29-08	vs Texas Tech	L 73-77	2991
12-06-08	ALABAMA STATE	w 76-67	7959
12-10-08	CHARLOTTE	L 64-70	8635
12-13-08	SOUTH ALABAMA	w 79-60	7889
12/18/08	vs University of Cincinnati	L 63-75	5922
\$ 12-22-08	vs Nicholls State	w 74-68	3421
12-30-08	SAN DIEGO	Lot 61-64	8272
01-03-09	HOUSTON	w 82-65	8253
01-05-09	WESTERN KENTUCKY	w 95-67	7674
* 01-10-09	at Arkansas	w 70-56	18884
* 01-14-09	ALABAMA	w 83-74	10299
* 01-17-09	VANDERBILT	w 73-66	9268
* 01/21/09	at LSU	L 57-81	11709
* 01/24/09	at Georgia	w 67-61	8326
* 01-31-09	OLE MISS	L 63-67	10412
* 02/03/09	at Kentucky	w 66-57	21940

\* = Conference game

# = Legends Classic Regional Rounds (Humphrey Coliseum - Starkville, MS)

% = Legends Classic Championship Rounds (Prudential Center - Newark, NJ)

\$ = At Mississippi Coliseum (Jackson, Miss.)

<b>Score by Periods</b>	<b>1st</b>	<b>2nd</b>	<b>OT</b>	<b>Totals</b>
Mississippi State	762	845	8	1615
Opponents	668	753	11	1432



**2008-09 Mississippi State Basketball**  
**Mississippi State Category Leaders (as of Feb 03, 2009)**  
**All games**

<b>Points</b>	<b>G</b>	<b>Pts</b>	<b>Pts/G</b>
Ravern Johnson	22	286	13.0
Jarvis Varnado	22	273	12.4
Barry Stewart	22	234	10.6
Dee Bost	22	216	9.8
Phil Turner	22	177	8.0
Romero Osby	22	122	5.5
Elgin Bailey	19	82	4.3
Kodi Augustus	12	78	6.5
Riley Benock	22	55	2.5
Twany Beckham	19	41	2.2
Jacquiese Holcombe	7	21	3.0
Brian Johnson	8	19	2.4

<b>FG Percentage</b>	<b>FG</b>	<b>Att</b>	<b>Pct</b>
Taylor Luczak	2	2	1.000
Christopher Gay	2	2	1.000
Jarvis Varnado	106	175	.606
Brian Johnson	6	10	.600
Jacquiese Holcombe	8	14	.571
Brandon Bolen	1	2	.500
Phil Turner	57	116	.491
Ravern Johnson	102	212	.481
Twany Beckham	14	31	.452
Romero Osby	42	94	.447
Kodi Augustus	25	56	.446
Elgin Bailey	30	72	.417

<b>3-Point Percentage</b>	<b>3FG</b>	<b>Att</b>	<b>Pct</b>
Christopher Gay	1	1	1.000
Ravern Johnson	58	118	.492
Phil Turner	24	62	.387
Barry Stewart	40	109	.367
Riley Benock	14	41	.341
Dee Bost	28	89	.315
Romero Osby	6	22	.273
Jacquiese Holcombe	1	5	.200
Kodi Augustus	2	11	.182
Twany Beckham	0	4	.000

<b>Free Throw Percent</b>	<b>FG</b>	<b>Att</b>	<b>Pct</b>
Ravern Johnson	24	28	.857
Phil Turner	39	49	.796
Kodi Augustus	26	33	.788
Romero Osby	32	44	.727
Dee Bost	62	89	.697
Barry Stewart	48	69	.696
Jacquiese Holcombe	4	6	.667
Jarvis Varnado	61	92	.663
Riley Benock	5	8	.625
Elgin Bailey	22	36	.611
Brian Johnson	7	12	.583
Twany Beckham	13	25	.520

<b>Scoring Average</b>	<b>G</b>	<b>Pts</b>	<b>Avg/G</b>
Ravern Johnson	22	286	13.0
Jarvis Varnado	22	273	12.4
Barry Stewart	22	234	10.6
Dee Bost	22	216	9.8
Phil Turner	22	177	8.0
Kodi Augustus	12	78	6.5
Romero Osby	22	122	5.5
Elgin Bailey	19	82	4.3
Jacquiese Holcombe	7	21	3.0
Riley Benock	22	55	2.5
Brian Johnson	8	19	2.4
Twany Beckham	19	41	2.2

<b>Field Goal Attempts</b>	<b>G</b>	<b>Att</b>	<b>Att/G</b>
Ravern Johnson	22	212	9.6
Barry Stewart	22	198	9.0
Dee Bost	22	181	8.2
Jarvis Varnado	22	175	8.0
Phil Turner	22	116	5.3

<b>Field Goals Made</b>	<b>G</b>	<b>Made</b>	<b>Made/G</b>
Jarvis Varnado	22	106	4.8
Ravern Johnson	22	102	4.6
Barry Stewart	22	73	3.3
Dee Bost	22	63	2.9
Phil Turner	22	57	2.6

<b>3-Point FG Attempts</b>	<b>G</b>	<b>Att</b>	<b>Att/G</b>
Ravern Johnson	22	118	5.4
Barry Stewart	22	109	5.0
Dee Bost	22	89	4.0
Phil Turner	22	62	2.8
Riley Benock	22	41	1.9

<b>3-Point FG Made</b>	<b>G</b>	<b>Made</b>	<b>Made/G</b>
Ravern Johnson	22	58	2.6
Barry Stewart	22	40	1.8
Dee Bost	22	28	1.3
Phil Turner	22	24	1.1
Riley Benock	22	14	0.6

<b>Free Throw Attempts</b>	<b>G</b>	<b>Att</b>	<b>Att/G</b>
Jarvis Varnado	22	92	4.2
Dee Bost	22	89	4.0
Barry Stewart	22	69	3.1
Phil Turner	22	49	2.2
Romero Osby	22	44	2.0

<b>Free Throws Made</b>	<b>G</b>	<b>Made</b>	<b>Made/G</b>
Dee Bost	22	62	2.8
Jarvis Varnado	22	61	2.8
Barry Stewart	22	48	2.2
Phil Turner	22	39	1.8
Romero Osby	22	32	1.5



**2008-09 Mississippi State Basketball**  
**Mississippi State Category Leaders (as of Feb 03, 2009)**  
**All games**

<b>Rebounds</b>	<b>G</b>	<b>Reb</b>	<b>Reb/G</b>
Jarvis Varnado	22	212	9.6
Phil Turner	22	83	3.8
Ravern Johnson	22	79	3.6
Romero Osby	22	71	3.2
Barry Stewart	22	69	3.1

<b>Rebound Average</b>	<b>G</b>	<b>Reb</b>	<b>Avg/G</b>
Jarvis Varnado	22	212	9.6
Kodi Augustus	12	52	4.3
Phil Turner	22	83	3.8
Ravern Johnson	22	79	3.6
Romero Osby	22	71	3.2

<b>Offensive Rebounds</b>	<b>G</b>	<b>No.</b>	<b>Avg/G</b>
Jarvis Varnado	22	61	2.8
Kodi Augustus	12	20	1.7
Ravern Johnson	22	20	0.9
Romero Osby	22	20	0.9
Phil Turner	22	19	0.9

<b>Defensive Rebounds</b>	<b>G</b>	<b>No.</b>	<b>Avg/G</b>
Jarvis Varnado	22	151	6.9
Phil Turner	22	64	2.9
Ravern Johnson	22	59	2.7
Barry Stewart	22	56	2.5
Dee Bost	22	55	2.5

<b>Fouls</b>	<b>G</b>	<b>No.</b>	<b>Per/G</b>
Dee Bost	22	49	2.2
Barry Stewart	22	49	2.2
Jarvis Varnado	22	46	2.1
Phil Turner	22	42	1.9
Romero Osby	22	34	1.5

<b>Foulsouts</b>	<b>G</b>	<b>No.</b>
Dee Bost	22	1
Barry Stewart	22	1
Kodi Augustus	12	1
Elgin Bailey	19	1
Romero Osby	22	1

<b>Assists</b>	<b>G</b>	<b>No.</b>	<b>Ast/G</b>
Dee Bost	22	97	4.4
Barry Stewart	22	35	1.6
Phil Turner	22	31	1.4
Ravern Johnson	22	30	1.4
Twany Beckham	19	28	1.5

<b>Steals</b>	<b>G</b>	<b>No.</b>	<b>Stl/G</b>
Dee Bost	22	33	1.5
Barry Stewart	22	30	1.4
Phil Turner	22	27	1.2
Jarvis Varnado	22	14	0.6
Elgin Bailey	19	12	0.6

<b>Blocked Shots</b>	<b>G</b>	<b>No.</b>	<b>Blk/G</b>
Jarvis Varnado	22	105	4.8
Elgin Bailey	19	23	1.2
Ravern Johnson	22	12	0.5
Phil Turner	22	11	0.5
Romero Osby	22	9	0.4
Barry Stewart	22	9	0.4

<b>Minutes</b>	<b>G</b>	<b>No.</b>	<b>Min/G</b>
Ravern Johnson	22	676	30.7
Barry Stewart	22	663	30.1
Dee Bost	22	658	29.9
Jarvis Varnado	22	615	28.0
Phil Turner	22	460	20.9

<b>Turnovers</b>	<b>G</b>	<b>No.</b>	<b>TO/G</b>
Dee Bost	22	58	2.6
Jarvis Varnado	22	43	2.0
Ravern Johnson	22	40	1.8
Barry Stewart	22	34	1.5
Phil Turner	22	33	1.5



**2008-09 Mississippi State Basketball**  
**Mississippi State Team Game-by-Game (as of Feb 03, 2009)**  
**All games**

**TEAM STATISTICS**

Opponent	Date	Score		Total		3-Pointers		Free throws		Rebounds				pf	a	t/o	blk	stl	pts	avg
				fg-fga	pct	3fg-fga	pct	ft-fa	pct	off	def	tot	avg							
CENTENARY	11-15-08	77-55	W	27-58	.466	10-22	.455	13-20	.650	11	35	46	46.0	16	17	17	15	12	77	77.0
LOUISIANA-MONROE	11-17-08	78-49	W	28-56	.500	9-21	.429	13-19	.684	13	37	50	48.0	18	20	20	12	4	78	77.5
NORTH ALABAMA	11-19-08	102-61	W	34-59	.576	11-25	.440	23-26	.885	12	39	51	49.0	12	17	21	13	10	102	85.7
FAIRLEIGH DICKINSON	11-22-08	84-58	W	30-59	.508	9-24	.375	15-28	.536	8	37	45	48.0	29	15	16	15	7	84	85.2
at St. Bonaventure	11-25-08	76-71	W	25-59	.424	5-13	.385	21-27	.778	18	28	46	47.6	21	14	24	7	7	76	83.4
vs Washington State	11-28-08	52-63	L	15-46	.326	6-14	.429	16-23	.696	6	25	31	44.8	18	7	20	8	7	52	78.2
vs Texas Tech	11-29-08	73-77	L	26-65	.400	4-20	.200	17-31	.548	16	32	48	45.3	20	7	11	11	6	73	77.4
ALABAMA STATE	12-06-08	76-67	W	26-52	.500	5-10	.500	19-28	.679	16	21	37	44.2	12	14	14	10	5	76	77.2
CHARLOTTE	12-10-08	64-70	L	17-55	.309	6-26	.231	24-33	.727	13	29	42	44.0	15	7	11	6	4	64	75.8
SOUTH ALABAMA	12-13-08	79-60	W	29-54	.537	4-14	.286	17-24	.708	8	25	33	42.9	19	14	13	9	8	79	76.1
vs University of Cincinnati	12/18/08	63-75	L	25-55	.455	4-18	.222	9-12	.750	4	23	27	41.5	15	11	13	6	8	63	74.9
vs Nicholls State	12-22-08	74-68	W	20-44	.455	5-18	.278	29-38	.763	12	23	35	40.9	13	13	14	8	7	74	74.8
SAN DIEGO	12-30-08	61-64	Lot	22-56	.393	5-19	.263	12-21	.571	13	23	36	40.5	13	9	16	8	7	61	73.8
HOUSTON	01-03-09	82-65	W	30-65	.462	11-25	.440	11-18	.611	12	34	46	40.9	25	18	15	5	5	82	74.4
WESTERN KENTUCKY	01-05-09	95-67	W	35-53	.660	14-22	.636	11-12	.917	5	27	32	40.3	17	15	14	2	7	95	75.7
at Arkansas	01-10-09	70-56	W	25-56	.446	11-27	.407	9-15	.600	9	29	38	40.2	17	13	13	5	4	70	75.4
ALABAMA	01-14-09	83-74	W	29-58	.500	11-24	.458	14-21	.667	13	21	34	39.8	10	18	13	10	8	83	75.8
VANDERBILT	01-17-09	73-66	W	24-50	.480	7-18	.389	18-22	.818	5	23	28	39.2	11	14	12	6	10	73	75.7
at LSU	01/21/09	57-81	L	19-52	.365	5-20	.250	14-18	.778	4	20	24	38.4	17	9	11	2	6	57	74.7
at Georgia	01/24/09	67-61	W	23-56	.411	9-24	.375	12-19	.632	8	24	32	38.0	11	8	13	4	13	67	74.3
OLE MISS	01-31-09	63-67	L	17-54	.315	9-31	.290	20-26	.769	10	23	33	37.8	16	12	12	4	10	63	73.8
at Kentucky	02/03/09	66-57	W	23-52	.442	14-27	.519	6-10	.600	8	25	33	37.6	12	9	16	13	8	66	73.4
Mississippi State		1615		549-1214	.452	174-462	.377	343-491	.699	224	603	827	37.6	357	281	329	179	163	1615	73.4
Opponents		1432		532-1401	.380	138-424	.325	230-363	.634	335	516	851	38.7	423	211	314	57	161	1432	65.1

Games played: 22  
Points/game: 73.4  
FG Pct: 45.2  
3FG Pct: 37.7  
FT Pct: 69.9

Rebounds/game: 37.6  
Assists/game: 12.8  
Turnovers/game: 15.0  
Assist/turnover ratio: 0.9  
Steals/game: 7.4  
Blocks/game: 8.1



**2008-09 Mississippi State Basketball**  
**Mississippi State Opponent Game-by-Game (as of Feb 03, 2009)**  
**All games**

**OPPONENT STATISTICS**

Opponent	Date	Score	W	Total		3-Pointers		Free throws		Rebounds											
				fg-fga	pct	3fg-fga	pct	ft-fa	pct	off	def	tot	avg	pf	a	t/o	blk	stl	pts	avg	
CENTENARY	11-15-08	77-55	W	20-65	.308	9-22	.409	6-12	.500	14	24	38	38.0	15	12	18	4	11	55	55.0	
LOUISIANA-MONROE	11-17-08	78-49	W	20-69	.290	4-21	.190	5-14	.357	17	19	36	37.0	25	8	13	0	7	49	52.0	
NORTH ALABAMA	11-19-08	102-61	W	23-72	.319	7-22	.318	8-15	.533	13	14	27	33.7	20	10	15	2	12	61	55.0	
FAIRLEIGH DICKINSON	11-22-08	84-58	W	16-66	.242	5-21	.238	21-39	.538	24	26	50	37.8	21	7	19	3	5	58	55.8	
at St. Bonaventure	11-25-08	76-71	W	26-67	.388	5-13	.385	14-23	.609	16	20	36	37.4	25	11	17	4	9	71	58.8	
vs Washington State	11-28-08	52-63	L	25-58	.431	2-13	.154	11-15	.733	9	26	35	37.0	19	10	12	4	11	63	59.5	
vs Texas Tech	11-29-08	73-77	L	26-64	.406	10-22	.455	15-20	.750	10	29	39	37.3	22	13	10	2	5	77	62.0	
ALABAMA STATE	12-06-08	76-67	W	27-62	.435	7-23	.304	6-8	.750	15	14	29	36.2	23	9	14	8	5	67	62.6	
CHARLOTTE	12-10-08	64-70	L	26-67	.388	8-21	.381	10-16	.625	16	29	45	37.2	23	7	11	2	6	70	63.4	
SOUTH ALABAMA	12-13-08	79-60	W	21-59	.356	5-14	.357	13-21	.619	17	22	39	37.4	16	1	15	6	5	60	63.1	
vs University of Cincinnati	12/18/08	63-75	L	25-56	.446	12-27	.444	13-21	.619	12	29	41	37.7	17	20	15	2	7	75	64.2	
vs Nicholls State	12-22-08	74-68	W	25-65	.385	12-32	.375	6-8	.750	17	16	33	37.3	25	12	12	0	8	68	64.5	
SAN DIEGO	12-30-08	61-64	Lot	25-61	.410	2-4	.500	12-14	.857	14	26	40	37.5	19	8	14	1	10	64	64.5	
HOUSTON	01-03-09	82-65	W	21-76	.276	3-18	.167	20-33	.606	25	28	53	38.6	19	7	9	1	9	65	64.5	
WESTERN KENTUCKY	01-05-09	95-67	W	28-67	.418	6-21	.286	5-11	.455	16	14	30	38.1	12	11	11	2	7	67	64.7	
at Arkansas	01-10-09	70-56	W	23-64	.359	3-22	.136	7-15	.467	17	25	42	38.3	13	7	14	1	5	56	64.1	
ALABAMA	01-14-09	83-74	W	31-67	.463	3-9	.333	9-12	.750	17	19	36	38.2	18	8	13	1	7	74	64.7	
VANDERBILT	01-17-09	73-66	W	28-62	.452	5-18	.278	5-8	.625	13	24	37	38.1	20	10	17	3	6	66	64.8	
at LSU	01/21/09	57-81	L	29-60	.483	8-18	.444	15-19	.789	13	31	44	38.4	18	16	11	4	8	81	65.6	
at Georgia	01/24/09	67-61	W	22-57	.386	9-24	.375	8-10	.800	12	29	41	38.5	17	7	22	2	7	61	65.4	
OLE MISS	01-31-09	63-67	L	24-58	.414	9-25	.360	10-15	.667	13	29	42	38.7	22	8	17	1	3	67	65.5	
at Kentucky	02/03/09	66-57	W	21-59	.356	4-14	.286	11-14	.786	15	23	38	38.7	14	9	15	4	8	57	65.1	
Opponents		1432		532-1401	.380	138-424	.325	230-363	.634	335	516	851	38.7	423	211	314	57	161	1432	65.1	
Mississippi State		1615		549-1214	.452	174-462	.377	343-491	.699	224	603	827	37.6	357	281	329	179	163	1615	73.4	

Games played: 22  
Points/game: 65.1  
FG Pct: 38.0  
3FG Pct: 32.5  
FT Pct: 63.4

Rebounds/game: 38.7  
Assists/game: 9.6  
Turnovers/game: 14.3  
Assist/turnover ratio: 0.7  
Steals/game: 7.3  
Blocks/game: 2.6



**2008-09 Mississippi State Basketball**  
**Mississippi State Game-by-Game Highs (as of Feb 03, 2009)**  
**All games**

Opponent	Date	Score	Points	Rebounds	Assists	Steals	Blocked shots
CENTENARY	11-15-08	77-55	15-Ravern Johnson	11-Jarvis Varnado	4-Dee Bost	4-Barry Stewart	7-Jarvis Varnado
LOUISIANA-MONROE	11-17-08	78-49	17-Barry Stewart	11-Jarvis Varnado	7-Dee Bost	1-Elgin Bailey Dee Bost Kodi Augustus Barry Stewart	9-Jarvis Varnado
NORTH ALABAMA	11-19-08	102-61	16-Jarvis Varnado Barry Stewart	14-Jarvis Varnado	10-Dee Bost	3-Phil Turner	7-Jarvis Varnado
FAIRLEIGH DICKINSON	11-22-08	84-58	14-Jarvis Varnado	16-Jarvis Varnado	6-Dee Bost	2-Twany Beckham	8-Jarvis Varnado
at St. Bonaventure	11-25-08	76-71	19-Jarvis Varnado	12-Jarvis Varnado	4-Barry Stewart	3-Dee Bost	6-Jarvis Varnado
vs Washington State	11-28-08	52-63	10-Barry Stewart Kodi Augustus	7-Dee Bost	3-Dee Bost	2-Elgin Bailey	4-Jarvis Varnado
vs Texas Tech	11-29-08	73-77	16-Dee Bost Kodi Augustus	10-Jarvis Varnado	3-Dee Bost	3-Dee Bost	4-Jarvis Varnado
ALABAMA STATE	12-06-08	76-67	22-Jarvis Varnado	9-Jarvis Varnado	5-Barry Stewart Dee Bost	2-Jarvis Varnado Dee Bost	8-Jarvis Varnado
CHARLOTTE	12-10-08	64-70	15-Dee Bost	9-Jarvis Varnado	3-Jarvis Varnado Twany Beckham	2-Phil Turner	3-Jarvis Varnado
SOUTH ALABAMA	12-13-08	79-60	21-Jarvis Varnado	8-Jarvis Varnado	5-Dee Bost	2-Phil Turner	6-Jarvis Varnado
vs University of Cincinnati	12/18/08	63-75	24-Jarvis Varnado	6-Phil Turner Jarvis Varnado	4-Twany Beckham	3-Phil Turner	4-Jarvis Varnado
vs Nicholls State	12-22-08	74-68	24-Jarvis Varnado	8-Ravern Johnson	6-Dee Bost	2-Ravern Johnson Phil Turner	6-Jarvis Varnado
SAN DIEGO	12-30-08	61-64	17-Barry Stewart	13-Jarvis Varnado	4-Barry Stewart	4-Dee Bost	6-Jarvis Varnado
HOUSTON	01-03-09	82-65	16-Phil Turner	8-Jarvis Varnado	8-Dee Bost	1-Ravern Johnson Phil Turner Elgin Bailey Brian Johnson Barry Stewart	3-Jarvis Varnado
WESTERN KENTUCKY	01-05-09	95-67	26-Ravern Johnson	10-Jarvis Varnado	3-Twany Beckham Barry Stewart	2-Barry Stewart	1-Elgin Bailey Jarvis Varnado
at Arkansas	01-10-09	70-56	17-Dee Bost Barry Stewart	9-Jarvis Varnado	5-Dee Bost	2-Dee Bost	5-Jarvis Varnado
ALABAMA	01-14-09	83-74	17-Phil Turner	10-Jarvis Varnado	10-Dee Bost	3-Barry Stewart	3-Jarvis Varnado Phil Turner
VANDERBILT	01-17-09	73-66	18-Ravern Johnson	6-Jarvis Varnado	6-Dee Bost	4-Phil Turner	3-Jarvis Varnado
at LSU	01/21/09	57-81	18-Jarvis Varnado	4-Jarvis Varnado	3-Ravern Johnson	2-Ravern Johnson Barry Stewart	1-Brian Johnson Phil Turner
at Georgia	01/24/09	67-61	21-Ravern Johnson	8-Jarvis Varnado	3-Dee Bost	4-Jarvis Varnado	4-Jarvis Varnado
OLE MISS	01-31-09	63-67	20-Ravern Johnson	15-Jarvis Varnado	4-Jarvis Varnado	3-Dee Bost Barry Stewart	2-Romero Osby
at Kentucky	02/03/09	66-57	18-Phil Turner	12-Jarvis Varnado	4-Dee Bost	3-Dee Bost Phil Turner	7-Jarvis Varnado



**2008-09 Mississippi State Basketball**  
Mississippi State Game-by-Game Points-Rebounds-Assists (as of Feb 03, 2009)  
**All games**

Opponent	Date	Score		01	02	03	04	05	10	14
				HOLCOMBE,J	JOHNSON,RA	BOST,DEE	BECKHAM,TW	OSBY,ROMER	GAY,CHRIST	BRYANT,ROD
CENTENARY	11-15-08	77-55	w	2-1-1	15-3-3	9-3-4	DNP	4-8-1	0-1-0	DNP
LOUISIANA-MONROE	11-17-08	78-49	w	4-2-0	10-4-2	14-3-7	DNP	7-2-0	0-0-0	DNP
NORTH ALABAMA	11-19-08	102-61	w	4-5-0	8-2-0	7-2-10	DNP	15-3-4	0-0-0	DNP
FAIRLEIGH DICKINSON	11-22-08	84-58	w	1-0-0	11-4-0	6-1-6	4-2-2	9-5-1	0-0-0	DNP
at St. Bonaventure	11-25-08	76-71	w	DNP	18-7-1	6-4-2	8-1-3	6-4-0	DNP	DNP
vs Washington State	11-28-08	52-63	L	DNP	7-2-1	8-7-3	1-0-1	7-0-0	DNP	DNP
vs Texas Tech	11-29-08	73-77	L	DNP	9-7-2	16-4-3	4-1-0	7-6-0	DNP	DNP
ALABAMA STATE	12-06-08	76-67	w	DNP	21-5-1	10-1-5	4-1-0	5-6-1	DNP	DNP
CHARLOTTE	12-10-08	64-70	L	5-2-0	7-5-0	15-0-1	0-1-3	10-6-0	DNP	DNP
SOUTH ALABAMA	12-13-08	79-60	w	5-2-0	12-3-0	4-4-5	6-3-2	4-0-0	0-0-0	0-0-1
vs University of Cincin	12/18/08	63-75	L	0-2-0	9-1-3	2-2-3	0-1-4	5-1-0	DNP	DNP
vs Nicholls State	12-22-08	74-68	w	DNP	11-8-2	3-5-6	2-0-0	2-2-0	DNP	DNP
SAN DIEGO	12-30-08	61-64	LO	DNP	9-4-1	13-1-1	3-3-0	3-0-0	DNP	DNP
HOUSTON	01-03-09	82-65	w	DNP	14-2-3	9-6-8	0-1-2	13-7-0	2-0-0	0-0-0
WESTERN KENTUCKY	01-05-09	95-67	w	DNP	26-1-2	18-4-0	0-1-3	4-2-2	3-0-0	0-0-1
at Arkansas	01-10-09	70-56	w	DNP	6-4-2	17-5-5	1-3-1	2-5-0	0-0-0	DNP
ALABAMA	01-14-09	83-74	w	DNP	7-1-1	13-2-10	2-2-1	8-6-1	DNP	DNP
VANDERBILT	01-17-09	73-66	w	DNP	18-5-1	16-5-6	0-3-1	2-2-0	DNP	DNP
at LSU	01/21/09	57-81	L	DNP	10-3-3	2-1-2	0-1-2	7-3-0	DNP	DNP
at Georgia	01/24/09	67-61	w	DNP	21-0-0	5-4-3	4-2-0	0-1-0	DNP	DNP
OLE MISS	01-31-09	63-67	L	DNP	20-3-2	13-0-3	0-2-3	2-2-0	DNP	DNP
at Kentucky	02/03/09	66-57	w	DNP	17-5-0	10-4-4	2-1-0	0-0-0	DNP	DNP

Opponent	Date	Score		15	20	22	24	25	32	33
				BENOCK,RIL	LUCZAK,TAY	STEWART,BA	AUGUSTUS,K	TURNER,PHI	VARNADO,JA	BOLEN,BRAN
CENTENARY	11-15-08	77-55	w	7-1-2	0-0-0	13-3-1	6-3-2	2-5-2	9-11-1	0-0-0
LOUISIANA-MONROE	11-17-08	78-49	w	0-2-2	2-0-0	17-1-1	12-8-2	3-2-4	2-11-1	0-0-0
NORTH ALABAMA	11-19-08	102-61	w	8-1-0	0-0-0	16-2-0	8-7-0	8-4-1	16-14-0	2-0-0
FAIRLEIGH DICKINSON	11-22-08	84-58	w	6-1-1	DNP	12-2-2	6-6-1	8-2-1	14-16-1	0-0-0
at St. Bonaventure	11-25-08	76-71	w	6-1-0	DNP	3-3-4	4-6-1	6-3-3	19-12-0	DNP
vs Washington State	11-28-08	52-63	L	0-1-1	DNP	10-2-0	10-4-0	5-4-0	2-5-1	DNP
vs Texas Tech	11-29-08	73-77	L	0-2-0	DNP	5-4-1	16-9-0	2-1-0	11-10-1	DNP
ALABAMA STATE	12-06-08	76-67	w	0-2-0	DNP	8-5-5	4-1-0	0-2-1	22-9-1	DNP
CHARLOTTE	12-10-08	64-70	L	0-0-0	DNP	10-6-0	0-5-0	5-3-0	8-9-3	DNP
SOUTH ALABAMA	12-13-08	79-60	w	0-1-2	2-0-0	4-0-0	7-1-0	10-2-4	21-8-0	0-0-0
vs University of Cincin	12/18/08	63-75	L	0-1-0	DNP	7-4-0	DNP	12-6-1	24-6-0	DNP
vs Nicholls State	12-22-08	74-68	w	8-3-0	DNP	12-3-4	DNP	11-5-1	24-6-0	0-0-0
SAN DIEGO	12-30-08	61-64	LO	0-1-2	DNP	17-5-4	DNP	6-8-1	10-13-0	DNP
HOUSTON	01-03-09	82-65	w	4-2-2	0-1-0	7-7-0	DNP	16-5-1	4-8-1	0-0-1
WESTERN KENTUCKY	01-05-09	95-67	w	5-1-0	0-1-0	18-3-3	DNP	6-4-2	6-10-1	0-0-0
at Arkansas	01-10-09	70-56	w	3-2-1	DNP	17-5-2	0-1-0	6-1-1	16-9-1	DNP
ALABAMA	01-14-09	83-74	w	6-0-0	DNP	13-3-2	DNP	17-3-1	11-10-2	DNP
VANDERBILT	01-17-09	73-66	w	1-1-0	DNP	7-2-3	DNP	14-3-3	8-6-0	DNP
at LSU	01/21/09	57-81	L	1-2-1	DNP	9-3-1	DNP	4-3-0	18-4-0	DNP
at Georgia	01/24/09	67-61	w	0-0-2	DNP	6-3-0	DNP	13-4-1	14-8-2	DNP
OLE MISS	01-31-09	63-67	L	0-0-0	DNP	10-3-0	5-1-0	5-5-0	8-15-4	DNP
at Kentucky	02/03/09	66-57	w	0-0-0	DNP	13-0-2	DNP	18-8-3	6-12-0	0-0-0



2008-09 Mississippi State Basketball  
Mississippi State Game-by-Game Points-Rebounds-Assists (as of Feb 03, 2009)  
All games

Opponent	Date	Score		44	45
				JOHNSON,BR	BAILEY,ELG
CENTENARY	11-15-08	77-55	w	DNP	10-3-0
LOUISIANA-MONROE	11-17-08	78-49	w	DNP	7-9-1
NORTH ALABAMA	11-19-08	102-61	w	DNP	10-5-2
FAIRLEIGH DICKINSON	11-22-08	84-58	w	DNP	7-4-0
at St. Bonaventure	11-25-08	76-71	w	DNP	0-1-0
vs Washington State	11-28-08	52-63	L	DNP	2-3-0
vs Texas Tech	11-29-08	73-77	L	DNP	3-3-0
ALABAMA STATE	12-06-08	76-67	w	DNP	2-1-0
CHARLOTTE	12-10-08	64-70	L	DNP	4-2-0
SOUTH ALABAMA	12-13-08	79-60	w	DNP	4-3-0
vs University of Cincin	12/18/08	63-75	L	DNP	4-0-0
vs Nicholls State	12-22-08	74-68	w	1-2-0	DNP
SAN DIEGO	12-30-08	61-64	LO	0-0-0	DNP
HOUSTON	01-03-09	82-65	w	6-4-0	7-2-0
WESTERN KENTUCKY	01-05-09	95-67	w	3-1-0	6-2-1
at Arkansas	01-10-09	70-56	w	DNP	2-2-0
ALABAMA	01-14-09	83-74	w	DNP	6-5-0
VANDERBILT	01-17-09	73-66	w	1-0-0	6-0-0
at LSU	01/21/09	57-81	L	4-3-0	2-0-0
at Georgia	01/24/09	67-61	w	4-0-0	0-6-0
OLE MISS	01-31-09	63-67	L	DNP	DNP
at Kentucky	02/03/09	66-57	w	0-0-0	0-1-0



**2008-09 Mississippi State Basketball**  
**Mississippi State Team High/Low Analysis (as of Feb 03, 2009)**  
**All games**

**Mississippi State - TEAM GAME HIGHS**

POINTS	102		NORTH ALABAMA (11-19-08)
	95		WESTERN KENTUCKY (01-05-09)
	84		FAIRLEIGH DICKINSON (11-22-08)
	83		ALABAMA (01-14-09)
	82		HOUSTON (01-03-09)
FIELD GOALS MADE	35		WESTERN KENTUCKY (01-05-09)
	34		NORTH ALABAMA (11-19-08)
FIELD GOAL ATTEMPTS	65		HOUSTON (01-03-09)
	65		vs Texas Tech (11-29-08)
FIELD GOAL PERCENTAGE	.660	(35-53)	WESTERN KENTUCKY (01-05-09)
	.576	(34-59)	NORTH ALABAMA (11-19-08)
3 PT FIELD GOALS MADE	14		at Kentucky (02/03/09)
	14		WESTERN KENTUCKY (01-05-09)
3 PT FG ATTEMPTS	31		OLE MISS (01-31-09)
	27		at Kentucky (02/03/09)
	27		at Arkansas (01-10-09)
3 PT FG PERCENTAGE	.636	(14-22)	WESTERN KENTUCKY (01-05-09)
	.519	(14-27)	at Kentucky (02/03/09)
FREE THROWS MADE	29		vs Nicholls State (12-22-08)
	24		CHARLOTTE (12-10-08)
FREE THROW ATTEMPTS	38		vs Nicholls State (12-22-08)
	33		CHARLOTTE (12-10-08)
FREE THROW PERCENTAGE	.917	(11-12)	WESTERN KENTUCKY (01-05-09)
	.885	(23-26)	NORTH ALABAMA (11-19-08)
REBOUNDS	51		NORTH ALABAMA (11-19-08)
	50		LOUISIANA-MONROE (11-17-08)
ASSISTS	20		LOUISIANA-MONROE (11-17-08)
	18		ALABAMA (01-14-09)
	18		HOUSTON (01-03-09)
STEALS	13		at Georgia (01/24/09)
	12		CENTENARY (11-15-08)
BLOCKED SHOTS	15		FAIRLEIGH DICKINSON (11-22-08)
	15		CENTENARY (11-15-08)
TURNOVERS	24		at St. Bonaventure (11-25-08)
	21		NORTH ALABAMA (11-19-08)
FOULS	29		FAIRLEIGH DICKINSON (11-22-08)
	25		HOUSTON (01-03-09)



**2008-09 Mississippi State Basketball**  
**Mississippi State Individual Game-by-Game (as of Feb 03, 2009)**  
**All games**

**#01 Jacquiese Holcombe**

Opponent	Date	gs	min	Total		3-Pointers		Free throws		Rebounds				pf	a	t/o	blk	stl	pts	avg
				fg-fga	pct	3fg-fga	pct	ft-fa	pct	off	def	tot	avg							
CENTENARY	11-15-08		17	1-2	.500	0-1	.000	0-0	.000	1	0	1	1.0	2	1	2	0	1	2	2.0
LOUISIANA-MONROE	11-17-08		12	2-3	.667	0-1	.000	0-0	.000	0	2	2	1.5	3	0	1	0	0	4	3.0
NORTH ALABAMA	11-19-08		18	2-5	.400	0-1	.000	0-0	.000	3	2	5	2.7	0	0	2	0	0	4	3.3
FAIRLEIGH DICKINSON	11-22-08		10	0-1	.000	0-1	.000	1-2	.500	0	0	0	2.0	3	0	2	0	0	1	2.8
CHARLOTTE	12-10-08		7	1-1	1.000	0-0	.000	3-3	1.000	1	1	2	2.0	0	0	0	0	0	5	3.2
SOUTH ALABAMA	12-13-08		13	2-2	1.000	1-1	1.000	0-1	.000	1	1	2	2.0	1	0	2	0	1	5	3.5
vs University of Cincinnati	12/18/08		6	0-0	.000	0-0	.000	0-0	.000	1	1	2	2.0	0	0	1	0	0	0	3.0
Totals		0	83	8-14	.571	1-5	.200	4-6	.667	7	7	14	2.0	9	1	10	0	2	21	3.0

Games played: 7  
Minutes/game: 11.9  
Points/game: 3.0  
FG Pct: 57.1  
3FG Pct: 20.0  
FT Pct: 66.7

Rebounds/game: 2.0  
Assists/game: 0.1  
Turnovers/game: 1.4  
Assist/turnover ratio: 0.1  
Steals/game: 0.3

**#02 Ravern Johnson**

Opponent	Date	gs	min	Total		3-Pointers		Free throws		Rebounds				pf	a	t/o	blk	stl	pts	avg
				fg-fga	pct	3fg-fga	pct	ft-fa	pct	off	def	tot	avg							
CENTENARY	11-15-08	*	24	5-9	.556	5-8	.625	0-0	.000	1	2	3	3.0	1	3	2	2	0	15	15.0
LOUISIANA-MONROE	11-17-08	*	27	4-9	.444	2-4	.500	0-1	.000	2	2	4	3.5	2	2	2	0	0	10	12.5
NORTH ALABAMA	11-19-08	*	23	3-7	.429	2-5	.400	0-0	.000	0	2	2	3.0	1	0	1	1	1	8	11.0
FAIRLEIGH DICKINSON	11-22-08	*	23	4-10	.400	3-6	.500	0-0	.000	0	4	4	3.3	1	0	1	2	0	11	11.0
at St. Bonaventure	11-25-08	*	29	6-9	.667	2-3	.667	4-4	1.000	3	4	7	4.0	1	1	4	0	1	18	12.4
vs Washington State	11-28-08	*	30	3-7	.429	1-1	1.000	0-0	.000	1	1	2	3.7	3	1	5	1	1	7	11.5
vs Texas Tech	11-29-08	*	32	4-10	.400	1-5	.200	0-0	.000	2	5	7	4.1	3	2	2	1	0	9	11.1
ALABAMA STATE	12-06-08	*	35	7-10	.700	3-4	.750	4-5	.800	2	3	5	4.3	1	1	2	0	0	21	12.4
CHARLOTTE	12-10-08	*	33	2-7	.286	2-6	.333	1-2	.500	1	4	5	4.3	1	0	0	1	0	7	11.8
SOUTH ALABAMA	12-13-08	*	26	4-8	.500	3-4	.750	1-1	1.000	0	3	3	4.2	2	0	1	0	1	12	11.8
vs University of Cincinnati	12/18/08	*	27	3-6	.500	1-2	.500	2-3	.667	0	1	1	3.9	2	3	1	0	0	9	11.5
vs Nicholls State	12-22-08	*	31	4-10	.400	1-3	.333	2-2	1.000	4	4	8	4.3	1	2	2	0	2	11	11.5
SAN DIEGO	12-30-08	*	37	4-10	.400	1-5	.200	0-0	.000	2	2	4	4.2	1	1	2	0	0	9	11.3
HOUSTON	01-03-09	*	35	6-15	.400	2-8	.250	0-0	.000	1	1	2	4.1	2	3	1	1	1	14	11.5
WESTERN KENTUCKY	01-05-09	*	30	9-10	.900	6-7	.857	2-2	1.000	1	0	1	3.9	1	2	1	0	0	26	12.5
at Arkansas	01-10-09	*	34	2-8	.250	2-6	.333	0-0	.000	0	4	4	3.9	1	2	2	0	0	6	12.1
ALABAMA	01-14-09	*	29	3-9	.333	1-4	.250	0-0	.000	0	1	1	3.7	0	1	0	1	0	7	11.8
VANDERBILT	01-17-09	*	37	6-12	.500	4-6	.667	2-2	1.000	0	5	5	3.8	3	1	0	0	0	18	12.1
at LSU	01/21/09	*	36	2-10	.200	2-7	.286	4-4	1.000	0	3	3	3.7	0	3	0	0	2	10	12.0
at Georgia	01/24/09	*	33	8-15	.533	5-8	.625	0-0	.000	0	0	0	3.6	0	0	3	0	0	21	12.5
OLE MISS	01-31-09	*	28	7-12	.583	4-8	.500	2-2	1.000	0	3	3	3.5	4	2	3	0	0	20	12.8
at Kentucky	02/03/09	*	37	6-9	.667	5-8	.625	0-0	.000	0	5	5	3.6	1	0	5	2	1	17	13.0
Totals		22	676	102-212	.481	58-118	.492	24-28	.857	20	59	79	3.6	32	30	40	12	10	286	13.0

Games played: 22  
Minutes/game: 30.7  
Points/game: 13.0  
FG Pct: 48.1  
3FG Pct: 49.2  
FT Pct: 85.7

Rebounds/game: 3.6  
Assists/game: 1.4  
Turnovers/game: 1.8  
Assist/turnover ratio: 0.8  
Steals/game: 0.5  
Blocks/game: 0.5



2008-09 Mississippi State Basketball  
Mississippi State Individual Game-by-Game (as of Feb 03, 2009)  
All games

#03 Dee Bost

Opponent	Date	gs	min	Total		3-Pointers		Free throws		Rebounds				pf	a	t/o	blk	stl	pts	avg	
				fg-fga	pct	3fg-fga	pct	ft-fa	pct	off	def	tot	avg								
CENTENARY	11-15-08	*	23	3-8	.375	2-4	.500	1-2	.500	0	3	3	3.0	2	4	2	0	1	9	9.0	
LOUISIANA-MONROE	11-17-08	*	26	4-9	.444	3-6	.500	3-4	.750	0	3	3	3.0	1	7	2	0	1	14	11.5	
NORTH ALABAMA	11-19-08	*	23	2-5	.400	1-3	.333	2-2	1.000	1	1	2	2.7	2	10	5	0	1	7	10.0	
FAIRLEIGH DICKINSON	11-22-08	*	24	2-8	.250	0-4	.000	2-4	.500	0	1	1	2.3	3	6	4	0	1	6	9.0	
at St. Bonaventure	11-25-08	*	20	1-8	.125	0-1	.000	4-5	.800	1	3	4	2.6	2	2	6	0	3	6	8.4	
vs Washington State	11-28-08	*	30	1-6	.167	1-3	.333	5-6	.833	1	6	7	3.3	5	3	3	0	1	8	8.3	
vs Texas Tech	11-29-08	*	32	6-16	.375	3-6	.500	1-4	.250	1	3	4	3.4	4	3	1	0	3	16	9.4	
ALABAMA STATE	12-06-08	*	27	2-5	.400	1-2	.500	5-6	.833	1	0	1	3.1	3	5	4	0	2	10	9.5	
CHARLOTTE	12-10-08	*	32	3-10	.300	3-8	.375	6-8	.750	0	0	0	2.8	4	1	2	0	0	15	10.1	
SOUTH ALABAMA	12-13-08	*	35	2-6	.333	0-3	.000	0-0	.000	1	3	4	2.9	2	5	2	0	0	4	9.5	
vs University of Cincinnati	12/18/08	*	28	1-10	.100	0-6	.000	0-1	.000	0	2	2	2.8	2	3	0	0	2	2	8.8	
vs Nicholls State	12-22-08	*	33	0-1	.000	0-0	.000	3-4	.750	0	5	5	3.0	1	6	2	0	1	3	8.3	
SAN DIEGO	12-30-08	*	36	4-8	.500	2-5	.400	3-6	.500	0	1	1	2.8	4	1	5	0	4	13	8.7	
HOUSTON	01-03-09	*	29	3-4	.750	1-2	.500	2-2	1.000	1	5	6	3.1	1	8	4	0	0	9	8.7	
WESTERN KENTUCKY	01-05-09	*	33	7-12	.583	2-4	.500	2-3	.667	1	3	4	3.1	2	0	3	0	1	18	9.3	
at Arkansas	01-10-09	*	35	6-11	.545	3-6	.500	2-3	.667	1	4	5	3.3	2	5	2	0	2	17	9.8	
ALABAMA	01-14-09	*	30	3-11	.273	1-5	.200	6-10	.600	0	2	2	3.2	1	10	3	0	1	13	10.0	
VANDERBILT	01-17-09	*	35	4-8	.500	0-3	.000	8-9	.889	2	3	5	3.3	1	6	1	0	2	16	10.3	
at LSU	01/21/09	*	30	0-6	.000	0-2	.000	2-2	1.000	0	1	1	3.2	2	2	4	0	0	2	9.9	
at Georgia	01/24/09	*	30	2-8	.250	1-4	.250	0-1	.000	1	3	4	3.2	2	3	0	0	1	5	9.7	
OLE MISS	01-31-09	*	32	3-11	.273	2-6	.333	5-6	.833	0	0	0	3.0	2	3	1	0	3	13	9.8	
at Kentucky	02/03/09	*	35	4-10	.400	2-6	.333	0-1	.000	1	3	4	3.1	1	4	2	0	3	10	9.8	
Totals			22	658	63-181	.348	28-89	.315	62-89	.697	13	55	68	3.1	49	97	58	0	33	216	9.8

Games played: 22  
Minutes/game: 29.9  
Points/game: 9.8  
FG Pct: 34.8  
3FG Pct: 31.5  
FT Pct: 69.7

Rebounds/game: 3.1  
Assists/game: 4.4  
Turnovers/game: 2.6  
Assist/turnover ratio: 1.7  
Steals/game: 1.5



2008-09 Mississippi State Basketball  
Mississippi State Individual Game-by-Game (as of Feb 03, 2009)  
All games

#04 Twany Beckham

Opponent	Date	gs	min	Total		3-Pointers		Free throws		Rebounds				pf	a	t/o	blk	stl	pts	avg
				fg-fga	pct	3fg-fga	pct	ft-fa	pct	off	def	tot	avg							
FAIRLEIGH DICKINSON	11-22-08		10	2-2	1.000	0-0	.000	0-1	.000	1	1	2	2.0	2	2	0	0	2	4	4.0
at St. Bonaventure	11-25-08		20	2-3	.667	0-0	.000	4-6	.667	0	1	1	1.5	1	3	1	0	1	8	6.0
vs Washington State	11-28-08		10	0-2	.000	0-0	.000	1-2	.500	0	0	0	1.0	0	1	1	0	0	1	4.3
vs Texas Tech	11-29-08		8	2-3	.667	0-0	.000	0-0	.000	0	1	1	1.0	0	0	1	0	0	4	4.3
ALABAMA STATE	12-06-08		13	2-3	.667	0-0	.000	0-0	.000	0	1	1	1.0	0	0	0	0	0	4	4.2
CHARLOTTE	12-10-08		6	0-1	.000	0-0	.000	0-2	.000	0	1	1	1.0	1	3	1	0	0	0	3.5
SOUTH ALABAMA	12-13-08		13	1-1	1.000	0-0	.000	4-4	1.000	0	3	3	1.3	1	2	2	0	1	6	3.9
vs University of Cincinnati	12/18/08		15	0-0	.000	0-0	.000	0-0	.000	0	1	1	1.3	0	4	3	0	1	0	3.4
vs Nicholls State	12-22-08		7	1-1	1.000	0-0	.000	0-0	.000	0	0	0	1.1	1	0	3	0	1	2	3.2
SAN DIEGO	12-30-08		9	1-2	.500	0-0	.000	1-4	.250	0	3	3	1.3	0	0	1	0	0	3	3.2
HOUSTON	01-03-09		10	0-1	.000	0-1	.000	0-1	.000	0	1	1	1.3	4	2	3	0	0	0	2.9
WESTERN KENTUCKY	01-05-09		6	0-0	.000	0-0	.000	0-0	.000	0	1	1	1.3	1	3	2	0	1	0	2.7
at Arkansas	01-10-09		4	0-0	.000	0-0	.000	1-2	.500	1	2	3	1.4	2	1	3	0	0	1	2.5
ALABAMA	01-14-09		10	1-2	.500	0-1	.000	0-0	.000	0	2	2	1.4	0	1	0	0	1	2	2.5
VANDERBILT	01-17-09		5	0-1	.000	0-0	.000	0-0	.000	0	3	3	1.5	0	1	2	1	0	0	2.3
at LSU	01/21/09		10	0-4	.000	0-1	.000	0-0	.000	0	1	1	1.5	1	2	2	0	0	0	2.2
at Georgia	01/24/09		10	1-2	.500	0-0	.000	2-3	.667	0	2	2	1.5	0	0	1	0	1	4	2.3
OLE MISS	01-31-09		8	0-2	.000	0-1	.000	0-0	.000	0	2	2	1.6	0	3	0	0	1	0	2.2
at Kentucky	02/03/09		5	1-1	1.000	0-0	.000	0-0	.000	1	0	1	1.5	1	0	0	0	0	2	2.2
Totals		0	179	14-31	.452	0-4	.000	13-25	.520	3	26	29	1.5	15	28	26	1	10	41	2.2

Games played: 19  
Minutes/game: 9.4  
Points/game: 2.2  
FG Pct: 45.2  
3FG Pct: 0.0  
FT Pct: 52.0

Rebounds/game: 1.5  
Assists/game: 1.5  
Turnovers/game: 1.4  
Assist/turnover ratio: 1.1  
Steals/game: 0.5  
Blocks/game: 0.1

#05 Romero Osby

Opponent	Date	gs	min	Total		3-Pointers		Free throws		Rebounds				pf	a	t/o	blk	stl	pts	avg
				fg-fga	pct	3fg-fga	pct	ft-fa	pct	off	def	tot	avg							
CENTENARY	11-15-08		19	1-4	.250	0-1	.000	2-3	.667	0	8	8	8.0	1	1	1	0	0	4	4.0
LOUISIANA-MONROE	11-17-08		14	2-4	.500	0-0	.000	3-3	1.000	1	1	2	5.0	2	0	2	0	0	7	5.5
NORTH ALABAMA	11-19-08		18	5-9	.556	1-3	.333	4-4	1.000	0	3	3	4.3	0	4	0	0	0	15	8.7
FAIRLEIGH DICKINSON	11-22-08		23	3-7	.429	1-3	.333	2-2	1.000	0	5	5	4.5	3	1	1	1	1	9	8.8
at St. Bonaventure	11-25-08		18	3-4	.750	0-0	.000	0-0	.000	0	4	4	4.4	5	0	2	0	0	6	8.2
vs Washington State	11-28-08		13	2-5	.400	0-1	.000	3-4	.750	0	0	0	3.7	1	0	3	0	1	7	8.0
vs Texas Tech	11-29-08		15	0-1	.000	0-0	.000	7-10	.700	2	4	6	4.0	2	0	1	1	1	7	7.9
ALABAMA STATE	12-06-08		20	1-4	.250	0-0	.000	3-6	.500	2	4	6	4.3	3	1	1	1	0	5	7.5
CHARLOTTE	12-10-08		22	3-6	.500	0-1	.000	4-4	1.000	3	3	6	4.4	3	0	0	0	1	10	7.8
SOUTH ALABAMA	12-13-08		10	1-2	.500	0-0	.000	2-2	1.000	0	0	0	4.0	2	0	1	0	0	4	7.4
vs University of Cincinnati	12/18/08		11	2-4	.500	0-1	.000	1-1	1.000	0	1	1	3.7	1	0	0	0	0	5	7.2
vs Nicholls State	12-22-08		8	1-2	.500	0-1	.000	0-0	.000	1	1	2	3.6	4	0	0	0	0	2	6.8
SAN DIEGO	12-30-08		10	1-3	.333	1-2	.500	0-0	.000	0	0	0	3.3	0	0	0	1	0	3	6.5
HOUSTON	01-03-09		17	5-13	.385	2-3	.667	1-1	1.000	5	2	7	3.6	2	0	0	0	0	13	6.9
WESTERN KENTUCKY	01-05-09		16	2-4	.500	0-0	.000	0-0	.000	0	2	2	3.5	1	2	1	0	1	4	6.7
at Arkansas	01-10-09		13	1-4	.250	0-1	.000	0-0	.000	1	4	5	3.6	1	0	1	0	0	2	6.4
ALABAMA	01-14-09		17	4-6	.667	0-2	.000	0-0	.000	3	3	6	3.7	0	1	2	2	0	8	6.5
VANDERBILT	01-17-09		13	1-3	.333	0-0	.000	0-0	.000	1	1	2	3.6	0	0	1	1	1	2	6.3
at LSU	01/21/09		12	3-4	.750	1-1	1.000	0-0	.000	1	2	3	3.6	2	0	0	0	0	7	6.3
at Georgia	01/24/09		6	0-1	.000	0-1	.000	0-2	.000	0	1	1	3.5	1	0	1	0	0	0	6.0
OLE MISS	01-31-09		15	1-4	.250	0-1	.000	0-2	.000	0	2	2	3.4	0	0	1	2	0	2	5.8
at Kentucky	02/03/09		3	0-0	.000	0-0	.000	0-0	.000	0	0	0	3.2	0	0	0	0	0	0	5.5
Totals		0	313	42-94	.447	6-22	.273	32-44	.727	20	51	71	3.2	34	10	19	9	6	122	5.5

Games played: 22  
Minutes/game: 14.2  
Points/game: 5.5  
FG Pct: 44.7  
3FG Pct: 27.3  
FT Pct: 72.7

Rebounds/game: 3.2  
Assists/game: 0.5  
Turnovers/game: 0.9  
Assist/turnover ratio: 0.5  
Steals/game: 0.3  
Blocks/game: 0.4



2008-09 Mississippi State Basketball  
Mississippi State Individual Game-by-Game (as of Feb 03, 2009)  
All games

#10 Christopher Gay

Opponent	Date	gs	min	Total		3-Pointers		Free throws		Rebounds				pf	a	t/o	blk	stl	pts	avg
				fg-fga	pct	3fg-fga	pct	ft-fta	pct	off	def	tot	avg							
CENTENARY	11-15-08		2	0-0	.000	0-0	.000	0-0	.000	0	1	1	1.0	0	0	0	0	0	0	0.0
LOUISIANA-MONROE	11-17-08		1	0-0	.000	0-0	.000	0-0	.000	0	0	0	0.5	0	0	0	0	0	0	0.0
NORTH ALABAMA	11-19-08		1	0-0	.000	0-0	.000	0-0	.000	0	0	0	0.3	0	0	0	0	0	0	0.0
FAIRLEIGH DICKINSON	11-22-08		1	0-0	.000	0-0	.000	0-0	.000	0	0	0	0.3	0	0	1	0	0	0	0.0
SOUTH ALABAMA	12-13-08		1	0-0	.000	0-0	.000	0-0	.000	0	0	0	0.2	0	0	0	0	0	0	0.0
HOUSTON	01-03-09		1	1-1	1.000	0-0	.000	0-0	.000	0	0	0	0.2	0	0	0	0	0	2	0.3
WESTERN KENTUCKY	01-05-09		1	1-1	1.000	1-1	1.000	0-0	.000	0	0	0	0.1	0	0	0	0	0	3	0.7
at Arkansas	01-10-09		1	0-0	.000	0-0	.000	0-0	.000	0	0	0	0.1	0	0	0	0	0	0	0.6
Totals		0	9	2-2	1.000	1-1	1.000	0-0	.000	0	1	1	0.1	0	0	1	0	0	5	0.6

Games played: 8  
Minutes/game: 1.1  
Points/game: 0.6  
FG Pct: 100.0  
3FG Pct: 100.0

Rebounds/game: 0.1  
Turnovers/game: 0.1

#14 Rod Bryant

Opponent	Date	gs	min	Total		3-Pointers		Free throws		Rebounds				pf	a	t/o	blk	stl	pts	avg
				fg-fga	pct	3fg-fga	pct	ft-fta	pct	off	def	tot	avg							
SOUTH ALABAMA	12-13-08		1	0-0	.000	0-0	.000	0-0	.000	0	0	0	0.0	0	1	0	0	0	0	0.0
HOUSTON	01-03-09		1	0-0	.000	0-0	.000	0-0	.000	0	0	0	0.0	1	0	0	0	0	0	0.0
WESTERN KENTUCKY	01-05-09		1	0-0	.000	0-0	.000	0-0	.000	0	0	0	0.0	0	1	0	0	0	0	0.0
Totals		0	3	0-0	.000	0-0	.000	0-0	.000	0	0	0	0.0	1	2	0	0	0	0	0.0

Games played: 3  
Minutes/game: 1.0

Assists/game: 0.7  
Assist/turnover ratio: 99.9



2008-09 Mississippi State Basketball  
Mississippi State Individual Game-by-Game (as of Feb 03, 2009)  
All games

#15 Riley Benock

Opponent	Date	gs	min	Total		3-Pointers		Free throws		Rebounds				pf	a	t/o	blk	stl	pts	avg
				fg-fga	pct	3fg-fga	pct	ft-fa	pct	off	def	tot	avg							
CENTENARY	11-15-08		15	3-3	1.000	1-1	1.000	0-0	.000	0	1	1	1.0	0	2	0	1	3	7	7.0
LOUISIANA-MONROE	11-17-08		12	0-2	.000	0-2	.000	0-0	.000	0	2	2	1.5	2	2	2	0	0	0	3.5
NORTH ALABAMA	11-19-08		13	3-4	.750	2-3	.667	0-0	.000	0	1	1	1.3	4	0	0	0	1	8	5.0
FAIRLEIGH DICKINSON	11-22-08		17	2-4	.500	2-4	.500	0-0	.000	0	1	1	1.3	1	1	0	0	0	6	5.3
at St. Bonaventure	11-25-08		8	2-3	.667	2-3	.667	0-0	.000	1	0	1	1.2	0	0	0	0	1	6	5.4
vs Washington State	11-28-08		10	0-0	.000	0-0	.000	0-0	.000	0	1	1	1.2	0	1	0	0	1	0	4.5
vs Texas Tech	11-29-08		12	0-4	.000	0-2	.000	0-0	.000	1	1	2	1.3	0	0	0	0	1	0	3.9
ALABAMA STATE	12-06-08		6	0-0	.000	0-0	.000	0-0	.000	0	2	2	1.4	0	0	2	0	0	0	3.4
CHARLOTTE	12-10-08		2	0-0	.000	0-0	.000	0-0	.000	0	0	0	1.2	0	0	0	1	0	0	3.0
SOUTH ALABAMA	12-13-08		14	0-4	.000	0-3	.000	0-0	.000	0	1	1	1.2	1	2	1	0	0	0	2.7
vs University of Cincinnati	12/18/08		7	0-1	.000	0-1	.000	0-0	.000	0	1	1	1.2	0	0	0	0	0	0	2.5
vs Nicholls State	12-22-08		15	2-6	.333	2-6	.333	2-2	1.000	1	2	3	1.3	1	0	1	0	0	8	2.9
SAN DIEGO	12-30-08		13	0-0	.000	0-0	.000	0-0	.000	0	1	1	1.3	0	2	1	0	1	0	2.7
HOUSTON	01-03-09		17	1-2	.500	1-2	.500	1-2	.500	0	2	2	1.4	4	2	0	0	0	4	2.8
WESTERN KENTUCKY	01-05-09		15	2-3	.667	1-2	.500	0-0	.000	0	1	1	1.3	0	0	2	0	1	5	2.9
at Arkansas	01-10-09		10	1-3	.333	1-3	.333	0-0	.000	0	2	2	1.4	1	1	0	0	0	3	2.9
ALABAMA	01-14-09		16	2-4	.500	2-3	.667	0-0	.000	0	0	0	1.3	0	0	0	0	1	6	3.1
VANDERBILT	01-17-09		7	0-1	.000	0-1	.000	1-2	.500	1	0	1	1.3	0	0	1	0	0	1	3.0
at LSU	01/21/09		18	0-2	.000	0-2	.000	1-2	.500	0	2	2	1.3	4	1	0	0	0	1	2.9
at Georgia	01/24/09		9	0-0	.000	0-0	.000	0-0	.000	0	0	0	1.3	0	2	0	0	0	0	2.8
OLE MISS	01-31-09		21	0-3	.000	0-3	.000	0-0	.000	0	0	0	1.2	2	0	1	0	1	0	2.6
at Kentucky	02/03/09		7	0-0	.000	0-0	.000	0-0	.000	0	0	0	1.1	0	0	0	0	0	0	2.5
Totals		0	264	18-49	.367	14-41	.341	5-8	.625	4	21	25	1.1	20	16	11	2	11	55	2.5

Games played: 22  
Minutes/game: 12.0  
Points/game: 2.5  
FG Pct: 36.7  
3FG Pct: 34.1  
FT Pct: 62.5

Rebounds/game: 1.1  
Assists/game: 0.7  
Turnovers/game: 0.5  
Assist/turnover ratio: 1.5  
Steals/game: 0.5  
Blocks/game: 0.1



2008-09 Mississippi State Basketball  
Mississippi State Individual Game-by-Game (as of Feb 03, 2009)  
All games

#20 Taylor Luczak

Opponent	Date	gs	min	Total		3-Pointers		Free throws		Rebounds				pf	a	t/o	blk	stl	pts	avg
				fg-fga	pct	3fg-fga	pct	ft-fa	pct	off	def	tot	avg							
CENTENARY	11-15-08		2	0-0	.000	0-0	.000	0-0	.000	0	0	0	0.0	0	0	0	0	0	0	0.0
LOUISIANA-MONROE	11-17-08		1	1-1	1.000	0-0	.000	0-0	.000	0	0	0	0.0	0	0	0	0	0	2	1.0
NORTH ALABAMA	11-19-08		2	0-0	.000	0-0	.000	0-0	.000	0	0	0	0.0	0	0	0	0	0	0	0.7
SOUTH ALABAMA	12-13-08		1	1-1	1.000	0-0	.000	0-0	.000	0	0	0	0.0	0	0	0	0	0	2	1.0
HOUSTON	01-03-09		1	0-0	.000	0-0	.000	0-0	.000	0	1	1	0.2	1	0	0	0	0	0	0.8
WESTERN KENTUCKY	01-05-09		1	0-0	.000	0-0	.000	0-0	.000	0	1	1	0.3	0	0	0	0	0	0	0.7
Totals		0	8	2-2	1.000	0-0	.000	0-0	.000	0	2	2	0.3	1	0	0	0	0	4	0.7

Games played: 6  
Minutes/game: 1.3  
Points/game: 0.7  
FG Pct: 100.0

Rebounds/game: 0.3

#22 Barry Stewart

Opponent	Date	gs	min	Total		3-Pointers		Free throws		Rebounds				pf	a	t/o	blk	stl	pts	avg
				fg-fga	pct	3fg-fga	pct	ft-fa	pct	off	def	tot	avg							
CENTENARY	11-15-08	*	23	4-8	.500	2-4	.500	3-4	.750	1	2	3	3.0	3	1	4	0	4	13	13.0
LOUISIANA-MONROE	11-17-08	*	26	6-9	.667	3-6	.500	2-4	.500	0	1	1	2.0	3	1	3	1	1	17	15.0
NORTH ALABAMA	11-19-08	*	22	5-8	.625	3-5	.600	3-4	.750	0	2	2	2.0	2	0	2	0	1	16	15.3
FAIRLEIGH DICKINSON	11-22-08	*	23	4-9	.444	2-5	.400	2-4	.500	0	2	2	2.0	1	2	0	0	1	12	14.5
at St. Bonaventure	11-25-08	*	32	1-9	.111	1-4	.250	0-0	.000	0	3	3	2.2	3	4	3	0	1	3	12.2
vs Washington State	11-28-08	*	30	3-10	.300	2-5	.400	2-2	1.000	0	2	2	2.2	3	0	3	1	1	10	11.8
vs Texas Tech	11-29-08	*	28	2-8	.250	0-5	.000	1-4	.250	1	3	4	2.4	4	1	0	2	0	5	10.9
ALABAMA STATE	12-06-08	*	34	3-9	.333	1-4	.250	1-3	.333	2	3	5	2.8	2	5	1	0	1	8	10.5
CHARLOTTE	12-10-08	*	38	3-15	.200	0-8	.000	4-4	1.000	2	4	6	3.1	1	0	2	0	0	10	10.4
SOUTH ALABAMA	12-13-08	*	18	2-7	.286	0-1	.000	0-0	.000	0	0	0	2.8	0	0	0	0	0	4	9.8
vs University of Cincinnati	12/18/08	*	33	3-8	.375	1-3	.333	0-0	.000	0	4	4	2.9	4	0	3	1	1	7	9.5
vs Nicholls State	12-22-08	*	32	3-11	.273	2-6	.333	4-5	.800	1	2	3	2.9	2	4	0	1	1	12	9.8
SAN DIEGO	12-30-08	*	40	5-13	.385	1-5	.200	6-7	.857	1	4	5	3.1	2	4	2	0	2	17	10.3
HOUSTON	01-03-09	*	24	2-7	.286	2-5	.400	1-2	.500	2	5	7	3.4	3	0	1	1	1	7	10.1
WESTERN KENTUCKY	01-05-09	*	32	6-9	.667	4-6	.667	2-2	1.000	1	2	3	3.3	1	3	0	0	2	18	10.6
at Arkansas	01-10-09	*	35	5-8	.625	3-4	.750	4-6	.667	1	4	5	3.4	3	2	1	0	1	17	11.0
ALABAMA	01-14-09	*	35	4-7	.571	4-5	.800	1-2	.500	0	3	3	3.4	3	2	1	1	3	13	11.1
VANDERBILT	01-17-09	*	36	3-9	.333	1-5	.200	0-1	.000	0	2	2	3.3	0	3	2	0	0	7	10.9
at LSU	01/21/09	*	26	2-6	.333	2-6	.333	3-5	.600	0	3	3	3.3	1	1	1	0	2	9	10.8
at Georgia	01/24/09	*	32	1-9	.111	1-6	.167	3-4	.750	0	3	3	3.3	2	0	2	0	3	6	10.6
OLE MISS	01-31-09	*	31	2-9	.222	2-7	.286	4-4	1.000	1	2	3	3.3	5	0	0	0	3	10	10.5
at Kentucky	02/03/09	*	33	4-10	.400	3-4	.750	2-2	1.000	0	0	0	3.1	1	2	3	1	1	13	10.6
Totals		22	663	73-198	.369	40-109	.367	48-69	.696	13	56	69	3.1	49	35	34	9	30	234	10.6

Games played: 22  
Minutes/game: 30.1  
Points/game: 10.6  
FG Pct: 36.9  
3FG Pct: 36.7  
FT Pct: 69.6

Rebounds/game: 3.1  
Assists/game: 1.6  
Turnovers/game: 1.5  
Assist/turnover ratio: 1.0  
Steals/game: 1.4  
Blocks/game: 0.4



2008-09 Mississippi State Basketball  
Mississippi State Individual Game-by-Game (as of Feb 03, 2009)  
All games

#24 Kodi Augustus

Opponent	Date	gs	min	Total		3-Pointers		Free throws		Rebounds				pf	a	t/o	blk	stl	pts	avg	
				fg-fga	pct	3fg-fga	pct	ft-fga	pct	off	def	tot	avg								
CENTENARY	11-15-08	*	17	2-3	.667	0-0	.000	2-2	1.000	0	3	3	3.0	2	2	1	2	1	6	6.0	
LOUISIANA-MONROE	11-17-08	*	21	4-5	.800	1-1	1.000	3-3	1.000	3	5	8	5.5	2	2	0	0	1	12	9.0	
NORTH ALABAMA	11-19-08	*	22	3-5	.600	0-2	.000	2-2	1.000	3	4	7	6.0	1	0	3	1	0	8	8.7	
FAIRLEIGH DICKINSON	11-22-08	*	15	3-3	1.000	0-0	.000	0-0	.000	1	5	6	6.0	5	1	3	1	1	6	8.0	
at St. Bonaventure	11-25-08	*	19	2-6	.333	0-1	.000	0-1	.000	3	3	6	6.0	4	1	2	0	0	4	7.2	
vs Washington State	11-28-08	*	27	2-7	.286	1-3	.333	5-6	.833	0	4	4	5.7	2	0	0	1	0	10	7.7	
vs Texas Tech	11-29-08	*	25	6-12	.500	0-2	.000	4-5	.800	5	4	9	6.1	3	0	3	0	1	16	8.9	
ALABAMA STATE	12-06-08	*	20	0-4	.000	0-0	.000	4-4	1.000	0	1	1	5.5	0	0	1	0	0	4	8.3	
CHARLOTTE	12-10-08	*	10	0-4	.000	0-1	.000	0-0	.000	2	3	5	5.4	1	0	1	1	0	0	7.3	
SOUTH ALABAMA	12-13-08		7	2-3	.667	0-0	.000	3-4	.750	1	0	1	5.0	0	0	2	0	0	7	7.3	
at Arkansas	01-10-09		4	0-2	.000	0-1	.000	0-2	.000	1	0	1	4.6	0	0	0	0	0	0	6.6	
OLE MISS	01-31-09		7	1-2	.500	0-0	.000	3-4	.750	1	0	1	4.3	0	0	0	0	0	5	6.5	
Totals			9	194	25-56	.446	2-11	.182	26-33	.788	20	32	52	4.3	20	6	16	6	4	78	6.5

Games played: 12  
Minutes/game: 16.2  
Points/game: 6.5  
FG Pct: 44.6  
3FG Pct: 18.2  
FT Pct: 78.8

Rebounds/game: 4.3  
Assists/game: 0.5  
Turnovers/game: 1.3  
Assist/turnover ratio: 0.4  
Steals/game: 0.3  
Blocks/game: 0.5

#25 Phil Turner

Opponent	Date	gs	min	Total		3-Pointers		Free throws		Rebounds				pf	a	t/o	blk	stl	pts	avg	
				fg-fga	pct	3fg-fga	pct	ft-fga	pct	off	def	tot	avg								
CENTENARY	11-15-08		15	1-4	.250	0-3	.000	0-0	.000	2	3	5	5.0	3	2	3	0	0	2	2.0	
LOUISIANA-MONROE	11-17-08		14	1-3	.333	0-1	.000	1-2	.500	0	2	2	3.5	1	4	2	0	0	3	2.5	
NORTH ALABAMA	11-19-08		16	2-4	.500	2-3	.667	2-2	1.000	0	4	4	3.7	0	1	1	1	3	8	4.3	
FAIRLEIGH DICKINSON	11-22-08		11	3-4	.750	1-1	1.000	1-2	.500	0	2	2	3.3	3	1	2	0	1	8	5.3	
at St. Bonaventure	11-25-08		14	1-4	.250	0-1	.000	4-4	1.000	3	0	3	3.2	0	3	1	0	0	6	5.4	
vs Washington State	11-28-08		10	2-3	.667	1-1	1.000	0-0	.000	0	4	4	3.3	2	0	1	0	0	5	5.3	
vs Texas Tech	11-29-08		8	1-2	.500	0-0	.000	0-0	.000	0	1	1	3.0	0	0	1	1	0	2	4.9	
ALABAMA STATE	12-06-08		5	0-0	.000	0-0	.000	0-0	.000	0	2	2	2.9	0	1	1	0	0	0	4.3	
CHARLOTTE	12-10-08		8	1-2	.500	1-2	.500	2-2	1.000	0	3	3	2.9	2	0	1	0	2	5	4.3	
SOUTH ALABAMA	12-13-08	*	21	3-6	.500	0-2	.000	4-4	1.000	0	2	2	2.8	3	4	0	0	2	10	4.9	
vs University of Cincinnati	12/18/08	*	33	5-10	.500	2-5	.400	0-1	.000	0	6	6	3.1	3	1	1	0	3	12	5.5	
vs Nicholls State	12-22-08	*	33	1-3	.333	0-2	.000	9-12	.750	1	4	5	3.3	1	1	4	1	2	11	6.0	
SAN DIEGO	12-30-08	*	35	3-8	.375	0-2	.000	0-0	.000	4	4	8	3.6	4	1	3	1	0	6	6.0	
HOUSTON	01-03-09	*	22	6-7	.857	3-4	.750	1-2	.500	1	4	5	3.7	0	1	1	0	1	16	6.7	
WESTERN KENTUCKY	01-05-09	*	23	3-5	.600	0-2	.000	0-0	.000	1	3	4	3.7	3	2	2	0	0	6	6.7	
at Arkansas	01-10-09	*	24	2-6	.333	2-6	.333	0-0	.000	0	1	1	3.6	4	1	1	0	0	6	6.6	
ALABAMA	01-14-09	*	23	6-9	.667	3-4	.750	2-3	.667	1	2	3	3.5	2	1	1	3	2	17	7.2	
VANDERBILT	01-17-09	*	27	4-7	.571	2-3	.667	4-4	1.000	0	3	3	3.5	2	3	1	0	4	14	7.6	
at LSU	01/21/09	*	28	2-3	.667	0-1	.000	0-0	.000	1	2	3	3.5	2	0	1	1	1	4	7.4	
at Georgia	01/24/09	*	28	3-7	.429	2-5	.400	5-6	.833	2	2	4	3.5	2	1	1	0	2	13	7.7	
OLE MISS	01-31-09	*	25	1-6	.167	1-5	.200	2-2	1.000	2	3	5	3.6	2	0	2	1	1	5	7.6	
at Kentucky	02/03/09	*	37	6-13	.462	4-9	.444	2-3	.667	1	7	8	3.8	3	3	2	2	3	18	8.0	
Totals			13	460	57-116	.491	24-62	.387	39-49	.796	19	64	83	3.8	42	31	33	11	27	177	8.0

Games played: 22  
Minutes/game: 20.9  
Points/game: 8.0  
FG Pct: 49.1  
3FG Pct: 38.7  
FT Pct: 79.6

Rebounds/game: 3.8  
Assists/game: 1.4  
Turnovers/game: 1.5  
Assist/turnover ratio: 0.9  
Steals/game: 1.2  
Blocks/game: 0.5



2008-09 Mississippi State Basketball  
Mississippi State Individual Game-by-Game (as of Feb 03, 2009)  
All games

#32 Jarvis Varnado

Opponent	Date	gs	min	Total		3-Pointers		Free throws		Rebounds				pf	a	t/o	blk	stl	pts	avg	
				fg-fga	pct	3fg-fga	pct	ft-fa	pct	off	def	tot	avg								
CENTENARY	11-15-08	*	25	3-6	.500	0-0	.000	3-5	.600	4	7	11	11.0	1	1	2	7	1	9	9.0	
LOUISIANA-MONROE	11-17-08	*	27	1-4	.250	0-0	.000	0-1	.000	3	8	11	11.0	1	1	3	9	0	2	5.5	
NORTH ALABAMA	11-19-08	*	22	6-7	.857	0-0	.000	4-4	1.000	1	13	14	12.0	1	0	3	7	0	16	9.0	
FAIRLEIGH DICKINSON	11-22-08	*	24	5-9	.556	0-0	.000	4-7	.571	5	11	16	13.0	2	1	0	8	0	14	10.3	
at St. Bonaventure	11-25-08	*	34	7-12	.583	0-0	.000	5-7	.714	5	7	12	12.8	3	0	3	6	0	19	12.0	
vs Washington State	11-28-08	*	25	1-3	.333	0-0	.000	0-2	.000	2	3	5	11.5	0	1	3	4	0	2	10.3	
vs Texas Tech	11-29-08	*	27	4-6	.667	0-0	.000	3-4	.750	2	8	10	11.3	3	1	1	4	0	11	10.4	
ALABAMA STATE	12-06-08	*	32	10-13	.769	0-0	.000	2-4	.500	5	4	9	11.0	2	1	2	8	2	22	11.9	
CHARLOTTE	12-10-08	*	36	3-7	.429	0-0	.000	2-6	.333	2	7	9	10.8	1	3	3	3	0	8	11.4	
SOUTH ALABAMA	12-13-08	*	26	9-11	.818	0-0	.000	3-6	.500	2	6	8	10.5	4	0	0	6	1	21	12.4	
vs University of Cincinnati	12/18/08	*	31	10-13	.769	0-0	.000	4-4	1.000	2	4	6	10.1	3	0	2	4	0	24	13.5	
vs Nicholls State	12-22-08	*	28	8-9	.889	0-0	.000	8-11	.727	2	4	6	9.8	2	0	1	6	0	24	14.3	
SAN DIEGO	12-30-08	*	39	4-12	.333	0-0	.000	2-4	.500	6	7	13	10.0	1	0	1	6	0	10	14.0	
HOUSTON	01-03-09	*	16	1-4	.250	0-0	.000	2-2	1.000	0	8	8	9.9	2	1	0	3	0	4	13.3	
WESTERN KENTUCKY	01-05-09	*	23	2-6	.333	0-0	.000	2-2	1.000	0	10	10	9.9	4	1	1	1	1	6	12.8	
at Arkansas	01-10-09	*	30	7-10	.700	0-0	.000	2-2	1.000	2	7	9	9.8	3	1	2	5	1	16	13.0	
ALABAMA	01-14-09	*	27	3-6	.500	0-0	.000	5-6	.833	4	6	10	9.8	1	2	3	3	0	11	12.9	
VANDERBILT	01-17-09	*	25	4-5	.800	0-0	.000	0-0	.000	1	5	6	9.6	4	0	3	3	2	8	12.6	
at LSU	01/21/09	*	25	8-14	.571	0-0	.000	2-2	1.000	2	2	4	9.3	2	0	1	0	1	18	12.9	
at Georgia	01/24/09	*	30	6-7	.857	0-0	.000	2-3	.667	3	5	8	9.3	1	2	3	4	4	14	13.0	
OLE MISS	01-31-09	*	33	2-5	.400	0-0	.000	4-6	.667	6	9	15	9.5	1	4	4	1	1	8	12.7	
at Kentucky	02/03/09	*	30	2-6	.333	0-0	.000	2-4	.500	2	10	12	9.6	4	0	2	7	0	6	12.4	
Totals			22	615	106-175	.606	0-0	.000	61-92	.663	61	151	212	9.6	46	20	43	105	14	273	12.4

Games played: 22  
Minutes/game: 28.0  
Points/game: 12.4  
FG Pct: 60.6  
FT Pct: 66.3

Rebounds/game: 9.6  
Assists/game: 0.9  
Turnovers/game: 2.0  
Assist/turnover ratio: 0.5  
Steals/game: 0.6  
Blocks/game: 4.8



2008-09 Mississippi State Basketball  
Mississippi State Individual Game-by-Game (as of Feb 03, 2009)  
All games

#33 Brandon Bolen

Opponent	Date	gs	min	Total		3-Pointers		Free throws		Rebounds				pf	a	t/o	blk	stl	pts	avg
				fg-fga	pct	3fg-fga	pct	ft-fta	pct	off	def	tot	avg							
CENTENARY	11-15-08		2	0-0	.000	0-0	.000	0-0	.000	0	0	0	0.0	0	0	0	0	0	0	0.0
LOUISIANA-MONROE	11-17-08		2	0-0	.000	0-0	.000	0-0	.000	0	0	0	0.0	0	0	0	0	0	0	0.0
NORTH ALABAMA	11-19-08		4	1-1	1.000	0-0	.000	0-0	.000	0	0	0	0.0	0	0	0	0	1	2	0.7
FAIRLEIGH DICKINSON	11-22-08		2	0-0	.000	0-0	.000	0-0	.000	0	0	0	0.0	0	0	0	0	0	0	0.5
SOUTH ALABAMA	12-13-08		1	0-0	.000	0-0	.000	0-0	.000	0	0	0	0.0	0	0	0	0	1	0	0.4
vs Nicholls State	12-22-08		1	0-0	.000	0-0	.000	0-0	.000	0	0	0	0.0	0	0	0	0	0	0	0.3
HOUSTON	01-03-09		3	0-1	.000	0-0	.000	0-0	.000	0	0	0	0.0	0	1	0	0	0	0	0.3
WESTERN KENTUCKY	01-05-09		2	0-0	.000	0-0	.000	0-0	.000	0	0	0	0.0	0	0	0	0	0	0	0.3
at Kentucky	02/03/09		0	0-0	.000	0-0	.000	0-0	.000	0	0	0	0.0	0	0	0	0	0	0	0.2
Totals		0	17	1-2	.500	0-0	.000	0-0	.000	0	0	0	0.0	0	1	0	0	2	2	0.2

Games played: 9  
Minutes/game: 1.9  
Points/game: 0.2  
FG Pct: 50.0

Assists/game: 0.1  
Assist/turnover ratio: 99.9  
Steals/game: 0.2

#44 Brian Johnson

Opponent	Date	gs	min	Total		3-Pointers		Free throws		Rebounds				pf	a	t/o	blk	stl	pts	avg
				fg-fga	pct	3fg-fga	pct	ft-fta	pct	off	def	tot	avg							
vs Nicholls State	12-22-08		12	0-1	.000	0-0	.000	1-2	.500	2	0	2	2.0	0	0	1	0	0	1	1.0
SAN DIEGO	12-30-08		6	0-0	.000	0-0	.000	0-0	.000	0	0	0	1.0	1	0	0	0	0	0	0.5
HOUSTON	01-03-09		10	2-3	.667	0-0	.000	2-4	.500	2	2	4	2.0	2	0	4	0	1	6	2.3
WESTERN KENTUCKY	01-05-09		4	1-1	1.000	0-0	.000	1-1	1.000	0	1	1	1.8	1	0	0	0	0	3	2.5
VANDERBILT	01-17-09		5	0-0	.000	0-0	.000	1-2	.500	0	0	0	1.4	0	0	0	0	0	1	2.2
at LSU	01/21/09		9	1-1	1.000	0-0	.000	2-3	.667	0	3	3	1.7	2	0	0	1	0	4	2.5
at Georgia	01/24/09		12	2-3	.667	0-0	.000	0-0	.000	0	0	0	1.4	3	0	1	0	1	4	2.7
at Kentucky	02/03/09		3	0-1	.000	0-0	.000	0-0	.000	0	0	0	1.3	0	0	1	0	0	0	2.4
Totals		0	61	6-10	.600	0-0	.000	7-12	.583	4	6	10	1.3	9	0	7	1	2	19	2.4

Games played: 8  
Minutes/game: 7.6  
Points/game: 2.4  
FG Pct: 60.0  
FT Pct: 58.3

Rebounds/game: 1.3  
Turnovers/game: 0.9  
Steals/game: 0.3  
Blocks/game: 0.1



**2008-09 Mississippi State Basketball**  
**Mississippi State Individual Game-by-Game (as of Feb 03, 2009)**  
**All games**

**#45 Elgin Bailey**

Opponent	Date	gs	min	Total		3-Pointers		Free throws		Rebounds				pf	a	t/o	blk	stl	pts	avg
				fg-fga	pct	3fg-fga	pct	ft-fa	pct	off	def	tot	avg							
CENTENARY	11-15-08		16	4-11	.364	0-0	.000	2-4	.500	2	1	3	3.0	1	0	0	3	1	10	10.0
LOUISIANA-MONROE	11-17-08		17	3-7	.429	0-0	.000	1-1	1.000	3	6	9	6.0	1	1	3	2	1	7	8.5
NORTH ALABAMA	11-19-08		16	2-4	.500	0-0	.000	6-8	.750	1	4	5	5.7	1	2	4	3	2	10	9.0
FAIRLEIGH DICKINSON	11-22-08		17	2-2	1.000	0-0	.000	3-6	.500	0	4	4	5.3	5	0	2	3	0	7	8.5
at St. Bonaventure	11-25-08		6	0-1	.000	0-0	.000	0-0	.000	0	1	1	4.4	2	0	2	1	0	0	6.8
vs Washington State	11-28-08		15	1-3	.333	0-0	.000	0-1	.000	1	2	3	4.2	2	0	1	1	2	2	6.0
vs Texas Tech	11-29-08		13	1-3	.333	0-0	.000	1-4	.250	2	1	3	4.0	1	0	1	2	0	3	5.6
ALABAMA STATE	12-06-08		8	1-4	.250	0-0	.000	0-0	.000	1	0	1	3.6	1	0	0	1	0	2	5.1
CHARLOTTE	12-10-08		6	1-2	.500	0-0	.000	2-2	1.000	0	2	2	3.4	1	0	1	0	1	4	5.0
SOUTH ALABAMA	12-13-08		13	2-3	.667	0-0	.000	0-2	.000	0	3	3	3.4	3	0	2	3	1	4	4.9
vs University of Cincinnati	12/18/08		9	1-3	.333	0-0	.000	2-2	1.000	0	0	0	3.1	0	0	2	1	1	4	4.8
HOUSTON	01-03-09		14	3-7	.429	0-0	.000	1-2	.500	0	2	2	3.0	3	0	1	0	1	7	5.0
WESTERN KENTUCKY	01-05-09		13	2-2	1.000	0-0	.000	2-2	1.000	0	2	2	2.9	3	1	1	1	0	6	5.1
at Arkansas	01-10-09		10	1-4	.250	0-0	.000	0-0	.000	1	1	2	2.9	0	0	1	0	0	2	4.9
ALABAMA	01-14-09		13	3-4	.750	0-0	.000	0-0	.000	3	2	5	3.0	3	0	3	0	0	6	4.9
VANDERBILT	01-17-09		10	2-4	.500	0-0	.000	2-2	1.000	0	0	0	2.8	1	0	1	1	1	6	5.0
at LSU	01/21/09		6	1-2	.500	0-0	.000	0-0	.000	0	0	0	2.6	1	0	2	0	0	2	4.8
at Georgia	01/24/09		10	0-4	.000	0-0	.000	0-0	.000	2	4	6	2.8	0	0	1	0	1	0	4.6
at Kentucky	02/03/09		10	0-2	.000	0-0	.000	0-0	.000	1	0	1	2.7	1	0	1	1	0	0	4.3
Totals		0	222	30-72	.417	0-0	.000	22-36	.611	17	35	52	2.7	30	4	29	23	12	82	4.3

Games played: 19  
Minutes/game: 11.7  
Points/game: 4.3  
FG Pct: 41.7  
FT Pct: 61.1

Rebounds/game: 2.7  
Assists/game: 0.2  
Turnovers/game: 1.5  
Assist/turnover ratio: 0.1  
Steals/game: 0.6  
Blocks/game: 1.2

**#TM TEAM**

Opponent	Date	gs	min	Total		3-Pointers		Free throws		Rebounds				pf	a	t/o	blk	stl	pts	avg
				fg-fga	pct	3fg-fga	pct	ft-fa	pct	off	def	tot	avg							
CENTENARY	11-15-08		0	0-0	.000	0-0	.000	0-0	.000	0	4	4	4.0	0	0	0	0	0	0	0.0
LOUISIANA-MONROE	11-17-08		0	0-0	.000	0-0	.000	0-0	.000	1	5	6	5.0	0	0	0	0	0	0	0.0
NORTH ALABAMA	11-19-08		0	0-0	.000	0-0	.000	0-0	.000	3	3	6	5.3	0	0	0	0	0	0	0.0
FAIRLEIGH DICKINSON	11-22-08		0	0-0	.000	0-0	.000	0-0	.000	1	1	2	4.5	0	0	0	0	0	0	0.0
at St. Bonaventure	11-25-08		0	0-0	.000	0-0	.000	0-0	.000	2	2	4	4.4	0	0	0	0	0	0	0.0
vs Washington State	11-28-08		0	0-0	.000	0-0	.000	0-0	.000	1	2	3	4.2	0	0	0	0	0	0	0.0
vs Texas Tech	11-29-08		0	0-0	.000	0-0	.000	0-0	.000	0	1	1	3.7	0	0	0	0	0	0	0.0
ALABAMA STATE	12-06-08		0	0-0	.000	0-0	.000	0-0	.000	3	1	4	3.8	0	0	0	0	0	0	0.0
CHARLOTTE	12-10-08		0	0-0	.000	0-0	.000	0-0	.000	2	1	3	3.7	0	0	0	0	0	0	0.0
SOUTH ALABAMA	12-13-08		0	0-0	.000	0-0	.000	0-0	.000	3	3	6	3.9	0	0	0	0	0	0	0.0
vs University of Cincinnati	12/18/08		0	0-0	.000	0-0	.000	0-0	.000	1	2	3	3.8	0	0	0	0	0	0	0.0
vs Nicholls State	12-22-08		0	0-0	.000	0-0	.000	0-0	.000	0	1	1	3.6	0	0	0	0	0	0	0.0
SAN DIEGO	12-30-08		0	0-0	.000	0-0	.000	0-0	.000	0	1	1	3.4	0	0	1	0	0	0	0.0
HOUSTON	01-03-09		0	0-0	.000	0-0	.000	0-0	.000	0	1	1	3.2	0	0	0	0	0	0	0.0
WESTERN KENTUCKY	01-05-09		0	0-0	.000	0-0	.000	0-0	.000	1	1	2	3.1	0	0	1	0	0	0	0.0
at Arkansas	01-10-09		0	0-0	.000	0-0	.000	0-0	.000	1	0	1	3.0	0	0	0	0	0	0	0.0
ALABAMA	01-14-09		0	0-0	.000	0-0	.000	0-0	.000	2	0	2	2.9	0	0	0	0	0	0	0.0
VANDERBILT	01-17-09		0	0-0	.000	0-0	.000	0-0	.000	0	1	1	2.8	0	0	0	0	0	0	0.0
at LSU	01/21/09		0	0-0	.000	0-0	.000	0-0	.000	0	1	1	2.7	0	0	0	0	0	0	0.0
at Georgia	01/24/09		0	0-0	.000	0-0	.000	0-0	.000	0	4	4	2.8	0	0	0	0	0	0	0.0
OLE MISS	01-31-09		0	0-0	.000	0-0	.000	0-0	.000	0	2	2	2.8	0	0	0	0	0	0	0.0
at Kentucky	02/03/09		0	0-0	.000	0-0	.000	0-0	.000	2	0	2	2.7	0	0	0	0	0	0	0.0
Totals		0	0	0-0	.000	0-0	.000	0-0	.000	23	37	60	2.7	0	0	2	0	0	0	0.0

Games played: 22

Rebounds/game: 2.7  
Turnovers/game: 0.1



**2008-09 Mississippi State Basketball**  
**Mississippi State High/Low Analysis (as of Feb 03, 2009)**  
**All games**

**Opponent - GAME HIGHS**

POINTS	81	at LSU (01/21/09)
	77	vs Texas Tech (11-29-08)
	75	vs University of Cincinnati (12/18/08)
	74	ALABAMA (01-14-09)
	71	at St. Bonaventure (11-25-08)
FIELD GOALS MADE	31	ALABAMA (01-14-09)
	29	at LSU (01/21/09)
FIELD GOAL ATTEMPTS	76	HOUSTON (01-03-09)
	72	NORTH ALABAMA (11-19-08)
FIELD GOAL PERCENTAGE	.483 (29-60)	at LSU (01/21/09)
	.463 (31-67)	ALABAMA (01-14-09)
3 PT FIELD GOALS MADE	12	vs Nicholls State (12-22-08)
	12	vs University of Cincinnati (12/18/08)
3 PT FG ATTEMPTS	32	vs Nicholls State (12-22-08)
	27	vs University of Cincinnati (12/18/08)
3 PT FG PERCENTAGE	.500 (2-4)	SAN DIEGO (12-30-08)
	.455 (10-22)	vs Texas Tech (11-29-08)
FREE THROWS MADE	21	FAIRLEIGH DICKINSON (11-22-08)
	20	HOUSTON (01-03-09)
FREE THROW ATTEMPTS	39	FAIRLEIGH DICKINSON (11-22-08)
	33	HOUSTON (01-03-09)
FREE THROW PERCENTAGE	.857 (12-14)	SAN DIEGO (12-30-08)
	.800 (8-10)	at Georgia (01/24/09)
REBOUNDS	53	HOUSTON (01-03-09)
	50	FAIRLEIGH DICKINSON (11-22-08)
ASSISTS	20	vs University of Cincinnati (12/18/08)
	16	at LSU (01/21/09)
STEALS	12	NORTH ALABAMA (11-19-08)
	11	vs Washington State (11-28-08)
	11	CENTENARY (11-15-08)
BLOCKED SHOTS	8	ALABAMA STATE (12-06-08)
	6	SOUTH ALABAMA (12-13-08)
TURNOVERS	22	at Georgia (01/24/09)
	19	FAIRLEIGH DICKINSON (11-22-08)
FOULS	25	vs Nicholls State (12-22-08)
	25	at St. Bonaventure (11-25-08)
	25	LOUISIANA-MONROE (11-17-08)



**2008-09 Mississippi State Basketball**  
**Mississippi State High/Low Analysis (as of Feb 03, 2009)**  
**All games**

**Mississippi State - GAME LOWS**

POINTS	52		vs Washington State (11-28-08)
	57		at LSU (01/21/09)
	61		SAN DIEGO (12-30-08)
	63		vs University of Cincinnati (12/18/08)
	63		OLE MISS (01-31-09)
FIELD GOALS MADE	15		vs Washington State (11-28-08)
	17		CHARLOTTE (12-10-08)
	17		OLE MISS (01-31-09)
FIELD GOAL ATTEMPTS	44		vs Nicholls State (12-22-08)
	46		vs Washington State (11-28-08)
FIELD GOAL PERCENTAGE	.309	(17-55)	CHARLOTTE (12-10-08)
	.315	(17-54)	OLE MISS (01-31-09)
3 PT FIELD GOALS MADE	4		vs Texas Tech (11-29-08)
	4		SOUTH ALABAMA (12-13-08)
	4		vs University of Cincinnati (12/18/08)
3 PT FG ATTEMPTS	10		ALABAMA STATE (12-06-08)
	13		at St. Bonaventure (11-25-08)
3 PT FG PERCENTAGE	.200	(4-20)	vs Texas Tech (11-29-08)
	.222	(4-18)	vs University of Cincinnati (12/18/08)
FREE THROWS MADE	6		at Kentucky (02/03/09)
	9		vs University of Cincinnati (12/18/08)
	9		at Arkansas (01-10-09)
FREE THROW ATTEMPTS	10		at Kentucky (02/03/09)
	12		vs University of Cincinnati (12/18/08)
	12		WESTERN KENTUCKY (01-05-09)
FREE THROW PERCENTAGE	.536	(15-28)	FAIRLEIGH DICKINSON (11-22-08)
	.548	(17-31)	vs Texas Tech (11-29-08)
REBOUNDS	24		at LSU (01/21/09)
	27		vs University of Cincinnati (12/18/08)
ASSISTS	7		vs Washington State (11-28-08)
	7		vs Texas Tech (11-29-08)
	7		CHARLOTTE (12-10-08)
STEALS	4		LOUISIANA-MONROE (11-17-08)
	4		CHARLOTTE (12-10-08)
	4		at Arkansas (01-10-09)
BLOCKED SHOTS	2		WESTERN KENTUCKY (01-05-09)
	2		at LSU (01/21/09)
TURNOVERS	11		vs Texas Tech (11-29-08)
	11		CHARLOTTE (12-10-08)
	11		at LSU (01/21/09)
FOULS	10		ALABAMA (01-14-09)
	11		VANDERBILT (01-17-09)
	11		at Georgia (01/24/09)



**2008-09 Mississippi State Basketball**  
**Mississippi State High/Low Analysis (as of Feb 03, 2009)**  
**All games**

**Opponent - GAME LOWS**

POINTS	49	LOUISIANA-MONROE (11-17-08)
	55	CENTENARY (11-15-08)
	56	at Arkansas (01-10-09)
	57	at Kentucky (02/03/09)
	58	FAIRLEIGH DICKINSON (11-22-08)
FIELD GOALS MADE	16	FAIRLEIGH DICKINSON (11-22-08)
	20	CENTENARY (11-15-08)
	20	LOUISIANA-MONROE (11-17-08)
FIELD GOAL ATTEMPTS	56	vs University of Cincinnati (12/18/08)
	57	at Georgia (01/24/09)
FIELD GOAL PERCENTAGE	.242 (16-66)	FAIRLEIGH DICKINSON (11-22-08)
	.276 (21-76)	HOUSTON (01-03-09)
3 PT FIELD GOALS MADE	2	vs Washington State (11-28-08)
	2	SAN DIEGO (12-30-08)
3 PT FG ATTEMPTS	4	SAN DIEGO (12-30-08)
	9	ALABAMA (01-14-09)
3 PT FG PERCENTAGE	.136 (3-22)	at Arkansas (01-10-09)
	.154 (2-13)	vs Washington State (11-28-08)
FREE THROWS MADE	5	LOUISIANA-MONROE (11-17-08)
	5	WESTERN KENTUCKY (01-05-09)
	5	VANDERBILT (01-17-09)
FREE THROW ATTEMPTS	8	ALABAMA STATE (12-06-08)
	8	vs Nicholls State (12-22-08)
	8	VANDERBILT (01-17-09)
FREE THROW PERCENTAGE	.357 (5-14)	LOUISIANA-MONROE (11-17-08)
	.455 (5-11)	WESTERN KENTUCKY (01-05-09)
REBOUNDS	27	NORTH ALABAMA (11-19-08)
	29	ALABAMA STATE (12-06-08)
ASSISTS	1	SOUTH ALABAMA (12-13-08)
	7	FAIRLEIGH DICKINSON (11-22-08)
	7	CHARLOTTE (12-10-08)
	7	HOUSTON (01-03-09)
	7	at Arkansas (01-10-09)
	7	at Georgia (01/24/09)
STEALS	3	OLE MISS (01-31-09)
	5	FAIRLEIGH DICKINSON (11-22-08)
	5	vs Texas Tech (11-29-08)
	5	ALABAMA STATE (12-06-08)
	5	SOUTH ALABAMA (12-13-08)
	5	at Arkansas (01-10-09)
BLOCKED SHOTS	0	LOUISIANA-MONROE (11-17-08)
	0	vs Nicholls State (12-22-08)
TURNOVERS	9	HOUSTON (01-03-09)
	10	vs Texas Tech (11-29-08)
FOULS	12	WESTERN KENTUCKY (01-05-09)
	13	at Arkansas (01-10-09)



**2008-09 Mississippi State Basketball**  
**Mississippi State Team High/Low Analysis (as of Feb 03, 2009)**  
**All games**

**Mississippi State - TEAM GAME HIGHS**

POINTS	102		NORTH ALABAMA (11-19-08)
	95		WESTERN KENTUCKY (01-05-09)
	84		FAIRLEIGH DICKINSON (11-22-08)
	83		ALABAMA (01-14-09)
	82		HOUSTON (01-03-09)
FIELD GOALS MADE	35		WESTERN KENTUCKY (01-05-09)
	34		NORTH ALABAMA (11-19-08)
FIELD GOAL ATTEMPTS	65		HOUSTON (01-03-09)
	65		vs Texas Tech (11-29-08)
FIELD GOAL PERCENTAGE	.660	(35-53)	WESTERN KENTUCKY (01-05-09)
	.576	(34-59)	NORTH ALABAMA (11-19-08)
3 PT FIELD GOALS MADE	14		at Kentucky (02/03/09)
	14		WESTERN KENTUCKY (01-05-09)
3 PT FG ATTEMPTS	31		OLE MISS (01-31-09)
	27		at Kentucky (02/03/09)
	27		at Arkansas (01-10-09)
3 PT FG PERCENTAGE	.636	(14-22)	WESTERN KENTUCKY (01-05-09)
	.519	(14-27)	at Kentucky (02/03/09)
FREE THROWS MADE	29		vs Nicholls State (12-22-08)
	24		CHARLOTTE (12-10-08)
FREE THROW ATTEMPTS	38		vs Nicholls State (12-22-08)
	33		CHARLOTTE (12-10-08)
FREE THROW PERCENTAGE	.917	(11-12)	WESTERN KENTUCKY (01-05-09)
	.885	(23-26)	NORTH ALABAMA (11-19-08)
REBOUNDS	51		NORTH ALABAMA (11-19-08)
	50		LOUISIANA-MONROE (11-17-08)
ASSISTS	20		LOUISIANA-MONROE (11-17-08)
	18		ALABAMA (01-14-09)
	18		HOUSTON (01-03-09)
STEALS	13		at Georgia (01/24/09)
	12		CENTENARY (11-15-08)
BLOCKED SHOTS	15		FAIRLEIGH DICKINSON (11-22-08)
	15		CENTENARY (11-15-08)
TURNOVERS	24		at St. Bonaventure (11-25-08)
	21		NORTH ALABAMA (11-19-08)
FOULS	29		FAIRLEIGH DICKINSON (11-22-08)
	25		HOUSTON (01-03-09)



**2008-09 Mississippi State Basketball**  
**Mississippi State High/Low Analysis (as of Feb 03, 2009)**  
**All games**

**Opponent - GAME HIGHS**

POINTS	81	at LSU (01/21/09)
	77	vs Texas Tech (11-29-08)
	75	vs University of Cincinnati (12/18/08)
	74	ALABAMA (01-14-09)
	71	at St. Bonaventure (11-25-08)
FIELD GOALS MADE	31	ALABAMA (01-14-09)
	29	at LSU (01/21/09)
FIELD GOAL ATTEMPTS	76	HOUSTON (01-03-09)
	72	NORTH ALABAMA (11-19-08)
FIELD GOAL PERCENTAGE	.483 (29-60)	at LSU (01/21/09)
	.463 (31-67)	ALABAMA (01-14-09)
3 PT FIELD GOALS MADE	12	vs Nicholls State (12-22-08)
	12	vs University of Cincinnati (12/18/08)
3 PT FG ATTEMPTS	32	vs Nicholls State (12-22-08)
	27	vs University of Cincinnati (12/18/08)
3 PT FG PERCENTAGE	.500 (2-4)	SAN DIEGO (12-30-08)
	.455 (10-22)	vs Texas Tech (11-29-08)
FREE THROWS MADE	21	FAIRLEIGH DICKINSON (11-22-08)
	20	HOUSTON (01-03-09)
FREE THROW ATTEMPTS	39	FAIRLEIGH DICKINSON (11-22-08)
	33	HOUSTON (01-03-09)
FREE THROW PERCENTAGE	.857 (12-14)	SAN DIEGO (12-30-08)
	.800 (8-10)	at Georgia (01/24/09)
REBOUNDS	53	HOUSTON (01-03-09)
	50	FAIRLEIGH DICKINSON (11-22-08)
ASSISTS	20	vs University of Cincinnati (12/18/08)
	16	at LSU (01/21/09)
STEALS	12	NORTH ALABAMA (11-19-08)
	11	vs Washington State (11-28-08)
	11	CENTENARY (11-15-08)
BLOCKED SHOTS	8	ALABAMA STATE (12-06-08)
	6	SOUTH ALABAMA (12-13-08)
TURNOVERS	22	at Georgia (01/24/09)
	19	FAIRLEIGH DICKINSON (11-22-08)
FOULS	25	vs Nicholls State (12-22-08)
	25	at St. Bonaventure (11-25-08)
	25	LOUISIANA-MONROE (11-17-08)



**2008-09 Mississippi State Basketball**  
**Mississippi State High/Low Analysis (as of Feb 03, 2009)**  
**All games**

**Mississippi State - GAME LOWS**

POINTS	52		vs Washington State (11-28-08)
	57		at LSU (01/21/09)
	61		SAN DIEGO (12-30-08)
	63		vs University of Cincinnati (12/18/08)
	63		OLE MISS (01-31-09)
FIELD GOALS MADE	15		vs Washington State (11-28-08)
	17		CHARLOTTE (12-10-08)
	17		OLE MISS (01-31-09)
FIELD GOAL ATTEMPTS	44		vs Nicholls State (12-22-08)
	46		vs Washington State (11-28-08)
FIELD GOAL PERCENTAGE	.309	(17-55)	CHARLOTTE (12-10-08)
	.315	(17-54)	OLE MISS (01-31-09)
3 PT FIELD GOALS MADE	4		vs Texas Tech (11-29-08)
	4		SOUTH ALABAMA (12-13-08)
	4		vs University of Cincinnati (12/18/08)
3 PT FG ATTEMPTS	10		ALABAMA STATE (12-06-08)
	13		at St. Bonaventure (11-25-08)
3 PT FG PERCENTAGE	.200	(4-20)	vs Texas Tech (11-29-08)
	.222	(4-18)	vs University of Cincinnati (12/18/08)
FREE THROWS MADE	6		at Kentucky (02/03/09)
	9		vs University of Cincinnati (12/18/08)
	9		at Arkansas (01-10-09)
FREE THROW ATTEMPTS	10		at Kentucky (02/03/09)
	12		vs University of Cincinnati (12/18/08)
	12		WESTERN KENTUCKY (01-05-09)
FREE THROW PERCENTAGE	.536	(15-28)	FAIRLEIGH DICKINSON (11-22-08)
	.548	(17-31)	vs Texas Tech (11-29-08)
REBOUNDS	24		at LSU (01/21/09)
	27		vs University of Cincinnati (12/18/08)
ASSISTS	7		vs Washington State (11-28-08)
	7		vs Texas Tech (11-29-08)
	7		CHARLOTTE (12-10-08)
STEALS	4		LOUISIANA-MONROE (11-17-08)
	4		CHARLOTTE (12-10-08)
	4		at Arkansas (01-10-09)
BLOCKED SHOTS	2		WESTERN KENTUCKY (01-05-09)
	2		at LSU (01/21/09)
TURNOVERS	11		vs Texas Tech (11-29-08)
	11		CHARLOTTE (12-10-08)
	11		at LSU (01/21/09)
FOULS	10		ALABAMA (01-14-09)
	11		VANDERBILT (01-17-09)
	11		at Georgia (01/24/09)



**2008-09 Mississippi State Basketball**  
**Mississippi State High/Low Analysis (as of Feb 03, 2009)**  
**All games**

**Opponent - GAME LOWS**

POINTS	49	LOUISIANA-MONROE (11-17-08)
	55	CENTENARY (11-15-08)
	56	at Arkansas (01-10-09)
	57	at Kentucky (02/03/09)
	58	FAIRLEIGH DICKINSON (11-22-08)
FIELD GOALS MADE	16	FAIRLEIGH DICKINSON (11-22-08)
	20	CENTENARY (11-15-08)
	20	LOUISIANA-MONROE (11-17-08)
FIELD GOAL ATTEMPTS	56	vs University of Cincinnati (12/18/08)
	57	at Georgia (01/24/09)
FIELD GOAL PERCENTAGE	.242 (16-66)	FAIRLEIGH DICKINSON (11-22-08)
	.276 (21-76)	HOUSTON (01-03-09)
3 PT FIELD GOALS MADE	2	vs Washington State (11-28-08)
	2	SAN DIEGO (12-30-08)
3 PT FG ATTEMPTS	4	SAN DIEGO (12-30-08)
	9	ALABAMA (01-14-09)
3 PT FG PERCENTAGE	.136 (3-22)	at Arkansas (01-10-09)
	.154 (2-13)	vs Washington State (11-28-08)
FREE THROWS MADE	5	LOUISIANA-MONROE (11-17-08)
	5	WESTERN KENTUCKY (01-05-09)
	5	VANDERBILT (01-17-09)
FREE THROW ATTEMPTS	8	ALABAMA STATE (12-06-08)
	8	vs Nicholls State (12-22-08)
	8	VANDERBILT (01-17-09)
FREE THROW PERCENTAGE	.357 (5-14)	LOUISIANA-MONROE (11-17-08)
	.455 (5-11)	WESTERN KENTUCKY (01-05-09)
REBOUNDS	27	NORTH ALABAMA (11-19-08)
	29	ALABAMA STATE (12-06-08)
ASSISTS	1	SOUTH ALABAMA (12-13-08)
	7	FAIRLEIGH DICKINSON (11-22-08)
	7	CHARLOTTE (12-10-08)
	7	HOUSTON (01-03-09)
	7	at Arkansas (01-10-09)
	7	at Georgia (01/24/09)
STEALS	3	OLE MISS (01-31-09)
	5	FAIRLEIGH DICKINSON (11-22-08)
	5	vs Texas Tech (11-29-08)
	5	ALABAMA STATE (12-06-08)
	5	SOUTH ALABAMA (12-13-08)
	5	at Arkansas (01-10-09)
BLOCKED SHOTS	0	LOUISIANA-MONROE (11-17-08)
	0	vs Nicholls State (12-22-08)
TURNOVERS	9	HOUSTON (01-03-09)
	10	vs Texas Tech (11-29-08)
FOULS	12	WESTERN KENTUCKY (01-05-09)
	13	at Arkansas (01-10-09)



## 2008 Mississippi State Basketball Season (Feb 03, 2009)

### Individual Career History

#### Kodi Augustus

			Total		3-Point		F-Throws		Rebounds											Scoring	
Season	gp-gs	min/avg	fg-fga	pct	fg-fga	pct	ft-fta	pct	off	def	tot	avg	pf	fo	ast	to	blk	stl	pts	avg	
2007-08	11-0	52/4.7	5-13	.385	2-7	.286	4-7	.571	3	9	12	1.1	8	0	2	7	3	1	16	1.5	
2008-09	12-9	194/16.2	25-56	.446	2-11	.182	26-33	.788	20	32	52	4.3	20	1	6	16	6	4	78	6.5	
TOTAL	23-9	246/10.7	30-69	.435	4-18	.222	30-40	.750	23	41	64	2.8	28	1	8	23	9	5	94	4.1	

#### Elgin Bailey

			Total		3-Point		F-Throws		Rebounds											Scoring	
Season	gp-gs	min/avg	fg-fga	pct	fg-fga	pct	ft-fta	pct	off	def	tot	avg	pf	fo	ast	to	blk	stl	pts	avg	
2007-08	31-0	212/6.8	18-38	.474	0-0	.000	16-41	.390	20	26	46	1.5	43	0	1	16	8	4	52	1.7	
2008-09	19-0	222/11.7	30-72	.417	0-0	.000	22-36	.611	17	35	52	2.7	30	1	4	29	23	12	82	4.3	
TOTAL	50-0	434/8.7	48-110	.436	0-0	.000	38-77	.494	37	61	98	2.0	73	1	5	45	31	16	134	2.7	

#### Twany Beckham

			Total		3-Point		F-Throws		Rebounds											Scoring	
Season	gp-gs	min/avg	fg-fga	pct	fg-fga	pct	ft-fta	pct	off	def	tot	avg	pf	fo	ast	to	blk	stl	pts	avg	
2008-09	19-0	179/9.4	14-31	.452	0-4	.000	13-25	.520	3	26	29	1.5	15	0	28	26	1	10	41	2.2	
TOTAL	19-0	179/9.4	14-31	.452	0-4	.000	13-25	.520	3	26	29	1.5	15	0	28	26	1	10	41	2.2	

#### Riley Benock

			Total		3-Point		F-Throws		Rebounds											Scoring	
Season	gp-gs	min/avg	fg-fga	pct	fg-fga	pct	ft-fta	pct	off	def	tot	avg	pf	fo	ast	to	blk	stl	pts	avg	
2007-08	28-0	228/8.1	15-37	.405	14-33	.424	5-8	.625	2	17	19	0.7	16	0	22	16	4	4	49	1.8	
2008-09	22-0	264/12.0	18-49	.367	14-41	.341	5-8	.625	4	21	25	1.1	20	0	16	11	2	11	55	2.5	
TOTAL	50-0	492/9.8	33-86	.384	28-74	.378	10-16	.625	6	38	44	0.9	36	0	38	27	6	15	104	2.1	

#### Brandon Bolen

			Total		3-Point		F-Throws		Rebounds											Scoring	
Season	gp-gs	min/avg	fg-fga	pct	fg-fga	pct	ft-fta	pct	off	def	tot	avg	pf	fo	ast	to	blk	stl	pts	avg	
2007-08	9-0	12/1.3	0-2	.000	0-1	.000	1-2	.500	1	3	4	0.4	1	0	0	3	0	0	1	0.1	
2008-09	9-0	17/1.9	1-2	.500	0-0	.000	0-0	.000	0	0	0	0.0	0	0	1	0	0	2	2	0.2	
TOTAL	18-0	29/1.6	1-4	.250	0-1	.000	1-2	.500	1	3	4	0.2	1	0	1	3	0	2	3	0.2	

#### Dee Bost

			Total		3-Point		F-Throws		Rebounds											Scoring	
Season	gp-gs	min/avg	fg-fga	pct	fg-fga	pct	ft-fta	pct	off	def	tot	avg	pf	fo	ast	to	blk	stl	pts	avg	
2008-09	22-22	658/29.9	63-181	.348	28-89	.315	62-89	.697	13	55	68	3.1	49	1	97	58	0	33	216	9.8	
TOTAL	22-22	658/29.9	63-181	.348	28-89	.315	62-89	.697	13	55	68	3.1	49	1	97	58	0	33	216	9.8	

#### Rod Bryant

Season	gp-gs	min/avg	Total		3-Point		F-Throws		Rebounds											Scoring	
			fg-fga	pct	fg-fga	pct	ft-fta	pct	off	def	tot	avg	pf	fo	ast	to	blk	stl	pts	avg	
2007-08	5-0	5/1.0	2-3	.667	0-0	.000	0-1	.000	0	1	1	0.2	0	0	0	1	0	0	4	0.8	
2008-09	3-0	3/1.0	0-0	.000	0-0	.000	0-0	.000	0	0	0	0.0	1	0	2	0	0	0	0	0.0	
TOTAL	8-0	8/1.0	2-3	.667	0-0	.000	0-1	.000	0	1	1	0.1	1	0	2	1	0	0	4	0.5	

#### Christopher Gay

			Total		3-Point		F-Throws		Rebounds											Scoring	
Season	gp-gs	min/avg	fg-fga	pct	fg-fga	pct	ft-fta	pct	off	def	tot	avg	pf	fo	ast	to	blk	stl	pts	avg	
2008-09	8-0	9/1.1	2-2	1.000	1-1	1.000	0-0	.000	0	1	1	0.1	0	0	0	1	0	0	5	0.6	
TOTAL	8-0	9/1.1	2-2	1.000	1-1	1.000	0-0	.000	0	1	1	0.1	0	0	0	1	0	0	5	0.6	



## 2008 Mississippi State Basketball Season (Feb 03, 2009) Individual Career History

### Jacquiese Holcombe

			Total		3-Point		F-Throws		Rebounds											Scoring	
Season	gp-gs	min/avg	fg-fga	pct	fg-fga	pct	ft-fta	pct	off	def	tot	avg	pf	fo	ast	to	blk	stl	pts	avg	
2008-09	7-0	83/11.9	8-14	.571	1-5	.200	4-6	.667	7	7	14	2.0	9	0	1	10	0	2	21	3.0	
TOTAL	7-0	83/11.9	8-14	.571	1-5	.200	4-6	.667	7	7	14	2.0	9	0	1	10	0	2	21	3.0	

### Brian Johnson

			Total		3-Point		F-Throws		Rebounds											Scoring	
Season	gp-gs	min/avg	fg-fga	pct	fg-fga	pct	ft-fta	pct	off	def	tot	avg	pf	fo	ast	to	blk	stl	pts	avg	
2007-08	33-0	316/9.6	30-48	.625	0-2	.000	17-22	.773	34	39	73	2.2	37	0	8	35	12	14	77	2.3	
2008-09	8-0	61/7.6	6-10	.600	0-0	.000	7-12	.583	4	6	10	1.3	9	0	0	7	1	2	19	2.4	
TOTAL	41-0	377/9.2	36-58	.621	0-2	.000	24-34	.706	38	45	83	2.0	46	0	8	42	13	16	96	2.3	

### Ravern Johnson

			Total		3-Point		F-Throws		Rebounds											Scoring	
Season	gp-gs	min/avg	fg-fga	pct	fg-fga	pct	ft-fta	pct	off	def	tot	avg	pf	fo	ast	to	blk	stl	pts	avg	
2007-08	29-0	187/6.4	31-65	.477	7-24	.292	4-10	.400	10	20	30	1.0	10	0	10	12	4	3	73	2.5	
2008-09	22-22	676/30.7	102-212	.481	58-118	.492	24-28	.857	20	59	79	3.6	32	0	30	40	12	10	286	13.0	
TOTAL	51-22	863/16.9	133-277	.480	65-142	.458	28-38	.737	30	79	109	2.1	42	0	40	52	16	13	359	7.0	

### Taylor Luczak

			Total		3-Point		F-Throws		Rebounds											Scoring	
Season	gp-gs	min/avg	fg-fga	pct	fg-fga	pct	ft-fta	pct	off	def	tot	avg	pf	fo	ast	to	blk	stl	pts	avg	
2008-09	6-0	8/1.3	2-2	1.000	0-0	.000	0-0	.000	0	2	2	0.3	1	0	0	0	0	0	4	0.7	
TOTAL	6-0	8/1.3	2-2	1.000	0-0	.000	0-0	.000	0	2	2	0.3	1	0	0	0	0	0	4	0.7	

### Romero Osby

			Total		3-Point		F-Throws		Rebounds											Scoring	
Season	gp-gs	min/avg	fg-fga	pct	fg-fga	pct	ft-fta	pct	off	def	tot	avg	pf	fo	ast	to	blk	stl	pts	avg	
2008-09	22-0	313/14.2	42-94	.447	6-22	.273	32-44	.727	20	51	71	3.2	34	1	10	19	9	6	122	5.5	
TOTAL	22-0	313/14.2	42-94	.447	6-22	.273	32-44	.727	20	51	71	3.2	34	1	10	19	9	6	122	5.5	

### Barry Stewart

			Total		3-Point		F-Throws		Rebounds											Scoring	
Season	gp-gs	min/avg	fg-fga	pct	fg-fga	pct	ft-fta	pct	off	def	tot	avg	pf	fo	ast	to	blk	stl	pts	avg	
2006-07	35-0	848/24.2	96-240	.400	68-174	.391	82-107	.766	28	83	111	3.2	51	0	43	27	5	32	342	9.8	
2007-08	34-34	1214/35.7	129-337	.383	62-186	.333	71-102	.696	46	111	157	4.6	80	2	88	78	4	44	391	11.5	
2008-09	22-22	663/30.1	73-198	.369	40-109	.367	48-69	.696	13	56	69	3.1	49	1	35	34	9	30	234	10.6	
TOTAL	91-56	2725/29.9	298-775	.385	170-469	.362	201-278	.723	87	250	337	3.7	180	3	166	139	18	106	967	10.6	

### Phil Turner

			Total		3-Point		F-Throws		Rebounds											Scoring	
Season	gp-gs	min/avg	fg-fga	pct	fg-fga	pct	ft-fta	pct	off	def	tot	avg	pf	fo	ast	to	blk	stl	pts	avg	
2007-08	30-11	498/16.6	41-124	.331	24-79	.304	15-27	.556	18	66	84	2.8	43	1	25	28	10	26	121	4.0	
2008-09	22-13	460/20.9	57-116	.491	24-62	.387	39-49	.796	19	64	83	3.8	42	0	31	33	11	27	177	8.0	
TOTAL	52-24	958/18.4	98-240	.408	48-141	.340	54-76	.711	37	130	167	3.2	85	1	56	61	21	53	298	5.7	

### Jarvis Varnado

			Total		3-Point		F-Throws		Rebounds											Scoring	
Season	gp-gs	min/avg	fg-fga	pct	fg-fga	pct	ft-fta	pct	off	def	tot	avg	pf	fo	ast	to	blk	stl	pts	avg	
2006-07	35-13	473/13.5	75-116	.647	0-1	.000	24-45	.533	61	85	146	4.2	74	1	11	19	67	12	174	5.0	
2007-08	34-34	968/28.5	109-170	.641	1-2	.500	50-100	.500	75	189	264	7.8	99	5	18	41	157	18	269	7.9	
2008-09	22-22	615/28.0	106-175	.606	0-0	.000	61-92	.663	61	151	212	9.6	46	0	20	43	105	14	273	12.4	
TOTAL	91-69	2056/22.6	290-461	.629	1-3	.333	135-237	.570	197	425	622	6.8	219	6	49	103	329	44	716	7.9	



**2008-09 Mississippi State Basketball**  
**Mississippi State Combined Team Statistics (as of Feb 03, 2009)**  
**Conference games**

<b>RECORD:</b>	<b>OVERALL</b>	<b>HOME</b>	<b>AWAY</b>	<b>NEUTRAL</b>
ALL GAMES	5-2	2-1	3-1	0-0
CONFERENCE	5-2	2-1	3-1	0-0
NON-CONFERENCE	0-0	0-0	0-0	0-0

#	Player	gp-gs	min	avg	Total		3-Point		F-Throw		Rebounds				pf	dq	a	to	blk	stl	pts	avg
					fg-fga	pct	3fg-fga	pct	ft-fga	pct	off	def	tot	avg								
02	Ravern Johnson	7-7	233	33.3	34-75	.453	23-47	.489	8-8	1.000	0	21	21	3.0	9	0	9	13	3	3	99	14.1
32	Jarvis Varnado	7-7	200	28.6	32-53	.604	0-0	.000	17-23	.739	20	44	64	9.1	16	0	9	18	23	9	81	11.6
25	Phil Turner	7-7	192	27.4	24-51	.471	14-33	.424	15-18	.833	7	20	27	3.9	17	0	9	9	7	13	77	11.0
03	Dee Bost	7-7	227	32.4	22-65	.338	9-32	.281	23-32	.719	5	16	21	3.0	11	0	33	13	0	12	76	10.9
22	Barry Stewart	7-7	228	32.6	21-58	.362	16-37	.432	17-24	.708	2	17	19	2.7	15	1	10	10	2	13	75	10.7
05	Romero Osby	7-0	79	11.3	10-22	.455	1-6	.167	0-4	.000	6	13	19	2.7	4	0	1	6	5	1	21	3.0
45	Elgin Bailey	6-0	59	9.8	7-20	.350	0-0	.000	2-2	1.000	7	7	14	2.3	6	0	0	9	2	2	16	2.7
24	Kodi Augustus	2-0	11	5.5	1-4	.250	0-1	.000	3-6	.500	2	0	2	1.0	0	0	0	0	0	0	5	2.5
44	Brian Johnson	4-0	29	7.3	3-5	.600	0-0	.000	3-5	.600	0	3	3	0.8	5	0	0	2	1	1	9	2.3
15	Riley Benock	7-0	88	12.6	3-13	.231	3-12	.250	2-4	.500	1	4	5	0.7	7	0	4	2	0	2	11	1.6
04	Twany Beckham	7-0	52	7.4	3-12	.250	0-3	.000	3-5	.600	2	12	14	2.0	4	0	8	8	1	3	9	1.3
10	Christopher Gay	1-0	1	1.0	0-0	.000	0-0	.000	0-0	.000	0	0	0	0.0	0	0	0	0	0	0	0	0.0
33	Brandon Bolen	1-0	1	1.0	0-0	.000	0-0	.000	0-0	.000	0	0	0	0.0	0	0	0	0	0	0	0	0.0
Team											5	8	13									
Total.....		7	1400		160-378	.423	66-171	.386	93-131	.710	57	165	222	31.7	94	1	83	90	44	59	479	68.4
Opponents.....		7	1400		178-427	.417	41-130	.315	65-93	.699	100	180	280	40.0	122	-	65	109	16	44	462	66.0

<b>TEAM STATISTICS</b>	<b>MS</b>	<b>OPP</b>
SCORING	479	462
Points per game	68.4	66.0
Scoring margin	+2.4	-
FIELD GOALS-ATT	160-378	178-427
Field goal pct	.423	.417
3 POINT FG-ATT	66-171	41-130
3-point FG pct	.386	.315
3-pt FG made per game	9.4	5.9
FREE THROWS-ATT	93-131	65-93
Free throw pct	.710	.699
F-Throws made per game	13.3	9.3
REBOUNDS	222	280
Rebounds per game	31.7	40.0
Rebounding margin	-8.3	-
ASSISTS	83	65
Assists per game	11.9	9.3
TURNOVERS	90	109
Turnovers per game	12.9	15.6
Turnover margin	+2.7	-
Assist/turnover ratio	0.9	0.6
STEALS	59	44
Steals per game	8.4	6.3
BLOCKS	44	16
Blocks per game	6.3	2.3
ATTENDANCE	29979	60859
Home games-Avg/Game	3-9993	4-15215
Neutral site-Avg/Game	-	0-0

<b>Date</b>	<b>Opponent</b>		<b>Score</b>	<b>Att.</b>
* 01-10-09	at Arkansas	w	70-56	18884
* 01-14-09	ALABAMA	w	83-74	10299
* 01-17-09	VANDERBILT	w	73-66	9268
* 01-21-09	at LSU	L	57-81	11709
* 01-24-09	at Georgia	w	67-61	8326
* 01-31-09	OLE MISS	L	63-67	10412
* 02-03-09	at Kentucky	w	66-57	21940

\* = Conference game

# = Legends Classic Regional Rounds (Humphrey Coliseum - Starkville, MS)

% = Legends Classic Championship Rounds (Prudential Center - Newark, NJ)

\$ = Mississippi Coliseum (Jackson, Miss.)

<b>Score by Periods</b>	<b>1st</b>	<b>2nd</b>	<b>Totals</b>
Mississippi State	239	240	479
Opponents	212	250	462