



Mississippi State Bulldogs (17-6, 5-5) vs. Alabama Crimson Tide (17-6, 6-4)

Basketball Communications

Gregg Ellis, Primary Contact

(W) 662.325.3595 | (C) 662.322.0145 | gellis@athletics.msstate.edu

@msusportsgregg

Mary Catherine Molay, Secondary Contact

(C) 205.907.7069 | mcmolay@athletics.msstate.edu

@guacamolay85

TV: SEC Network

Play-by-Play: Roy Philpott; Analyst: Brooke Weisbrod; Sideline: NA

PROJECTED STARTING 5



0 Nick Weatherspoon

6-2 | 195 | Fr. | G

Canton, MS

PPG: 10.8
APG: 2.2
FG%: .453
FT%: .686



1 Lamar Peters

6-0 | 185 | So. | G

New Orleans, LA

PPG: 8.2
APG: 3.6
FG%: .348
FT%: .586



11 Quindary Weatherspoon

6-4 | 205 | Jr. | G

Canton, MS

PPG: 15.0
RPG: 6.0
FG%: .513
FT%: .783



24 Abdul Ado

6-11 | 250 | Fr. | F

Lagos, Nigeria

PPG: 7.6
RPG: 7.0
FG%: .642
FT%: .492



35 Aric Holman

6-10 | 225 | Jr. | F

Owensboro, KY

PPG: 11.4
RPG: 7.0
FG%: .610
FT%: .694

RADIO: MSU RADIO NETWORK | SATELLITE RADIO

Play-by-Play: Neil Price; Analyst: Richard Williams | Sirius/XM Channels: 138/NA

MATCHUP INFO

- Starkville, Miss.
- Feb. 6, 2018, 6 p.m. CT
- Humphrey Coliseum (10,575)

Series Info

Overall: 124-74, Alabama
Home: 56-39, MSU
Away: 78-15, Alabama
Neutral: 7-3, Alabama
Last Meeting: L, 68-62 (1-20-18)



MSU Head Coach

Ben Howland
(Weber State, 1979)
MSU: 47-39/3rd
Career: 448-245/22nd
vs. Alabama: 1-5



Alabama Head Coach

Avery Johnson
(Southern, 1988)
Alabama: 52-38/3rd
Career: 306-223/10th
vs. MSU: 5-1

Bulldog Bites For The Alabama Game . . .

- Guard **Nick Weatherspoon** was named the SEC's Freshman of the Week.
- The Bulldogs are .500 or better in SEC play 10 games into the schedule for the second year in a row. That hasn't happened in back-to-back years since 2011 and 2012.
- Against Georgia, sophomore forward **Lamar Peters** had a season-high 20 points. On the year, MSU is 12-0 when a player scores 20-plus points.
- Freshman guard **Nick Weatherspoon** took one charge against Georgia to give him a team-high 18. He is tied for the most in the SEC with Alabama's Herbert Jones.
- MSU snapped a six-game losing streak to Georgia.
- The 57 points were the fewest allowed in SEC play for Mississippi State, while UGA's 20 rebounds were the fewest allowed all year.
- With 17 wins, MSU has now surpassed its win total from a year ago.
- The Bulldogs have lost four in a row in to Alabama overall and four-straight at Humphrey Coliseum. They've never lost five straight at the Hump to the Crimson Tide.
- Junior guard **Quindary Weatherspoon** had 14 points against Georgia to give him 1,195 for his career. He's now just four points shy of tying Mario Austin at 26th.
- Aric Holman** has 108-career blocked shots, the 8th most in school history. He needs nine more to tie Wiley Peck (1976-79) for seventh at 117.
- Abdul Ado** has a team-high 45 blocked shots, the fifth most by a freshman in school history.
- MSU is 16th nationally with its 5.4 blocks, while **Abdul Ado** ranks 41st in the country.
- Mississippi State leads the SEC and is 29th nationally in points allowed at 65.3. MSU is also 20th in the nation in field goal defense at 40.0 percent.
- The Bulldogs have held eight of its 10 SEC foes below their scoring average and 20 of 23 overall.
- MSU has now shot 50 percent or better from the floor 10 times this year, including the last three games. Last year, the total was eight.
- MSU is looking to win four SEC games in row in the same season for the first time since 2008.
- Nick Weatherspoon's** 10.8 scoring average is 10th best in school history for a freshman.

2017-18 MISSISSIPPI STATE SCHEDULE/RESULTS

NOVEMBER

10	ALABAMA STATE (SECN+)	W, 96-68
18	FLORIDA A&M (SECN+)	W, 79-48
20	GREEN BAY (SECN+)	W, 77-68
22	STEPHEN F. AUSTIN (SECN+)	W, 80-75
26	JACKSONVILLE STATE (SECN+)	W, 59-56
30	NORTH DAKOTA STATE (SECN)	W, 83-59

DECEMBER

3	DAYTON (SECN)	W, 61-59
9	NORTH GEORGIA (SECN+)	W, 95-62
12	at Cincinnati (ESPN2)	L, 65-50
16	UT Martin (SECN+)	W, 92-61
20	LITTLE ROCK (SECN+)	W, 64-48
23	vs. Southern Miss ^	W, 70-64
30	North Florida (SECN+)	W, 109-81

JANUARY

2	ARKANSAS (SECN)	W, 78-75
6	at Ole Miss (SECN)	L, 64-58
10	at Florida (SECN)	L, 71-54
13	AUBURN (SECN)	L, 76-68
16	VANDERBILT (SECN)	W, 80-62
20	at Alabama (SECN)	L, 68-62
23	at Kentucky (ESPN)	L, 78-65
27	MISSOURI (SECN)	W, 74-62
31	at South Carolina (SECN)	W, 81-76

FEBRUARY

3	GEORGIA (ESPNU)	W, 72-57
6	ALABAMA (SECN)	6 p.m.
10	at Missouri (ESPN2)	1 p.m.
14	at Vanderbilt (SECN)	6 p.m.

17	OLE MISS (SECN)	7:30 p.m.
20	at Texas A&M (SECN)	6 p.m.
24	SOUTH CAROLINA (SECN)	2:30 p.m.
27	TENNESSEE (SECN)	6 p.m.

MARCH

3	at LSU (SECN)	Noon
---	---------------	------

2018 SEC Tournament

8-12	SEC Tournament (SECN, ESPNU, ABC) !	TBA
------	-------------------------------------	-----

^ - Jackson, Miss (Mississippi Coliseum)

! - St. Louis (Scottrade Arena)

2017-18 MISSISSIPPI STATE NUMERICAL ROSTER

No.	Name	Pos.	Ht.	Wt.	Yr.	Exp.	Hometown
0	Nick Weatherspoon	G	6-2	195	Fr.	HS	Canton, MS (Velma Jackson HS)
1	Lamar Peters	G	6-0	185	So.	1L	New Orleans, LA (Landry-Walker HS)
2	Eli Wright	G	6-4	190	So.	1L	Owensboro, KY (22 Feet Academy)
3	Xavian Stapleton	G	6-6	210	Jr.	1L	Flora, MS (Louisiana Tech)
5	Mitchell Storm	F	6-7	202	So.	TR	Madison, MS (East Mississippi CC)
10	Tate Clayton	G	6-2	170	Fr.	HS	Tupelo, MS (Tupelo HS)
11	Quinnndary Weatherspoon	G	6-4	205	Jr.	2L	Canton, MS (Velma Jackson HS)
12	Drew Davis	G	5-10	165	Sr.	1L	Atlanta, GA (Ft. Walton Beach HS)
13	Nick Singleton	G	6-5	195	Jr.	1L	Decatur, GA (Kennesaw State)
15	T.J. Gray	G	6-0	170	So.	HS	Columbus, MS (Columbus HS)
22	KeyShawn Feazell	F	6-8	230	Fr.	HS	New Hebron, MS (Lawrence County HS)
23	Tyson Carter	G	6-4	165	So.	1L	Starkville, MS (Starkville HS)
24	Abdul Ado	F	6-11	250	Fr.	HS	Lagos, Nigeria (Hamilton Heights HS)
35	Aric Holman	F	6-10	225	Jr.	2L	Owensboro, KY (Owensboro HS)
45	E.J. Datcher	C	6-10	240	Fr.	1L	Harpersville, AL (Vincent HS)

Head Coach:	Ben Howland (Weber State, 1979; 3rd year)
Assistant Coaches:	George Brooks (Mississippi State, 1997; 8th year) Korey McCray (Mercer, 2001; 3rd year) Ernie Zeigler (Cleary College, 1994; 3rd year)
Director of Basketball Operations:	Michael Moynihan
Director of Basketball Performance:	Collin Crane
Graduate Assistant Coaches:	Alfred Aboya Bo Rodriguez

2016-17 A-Z Roster

No.	Name	Yr.
24	Ado, Abdul	Fr.
23	Carter, Tyson	So.
10	Clayton, Tate	Fr.
45	Datcher, EJ	So.
12	Davis, Drew	Sr.
22	Feazell, KeyShawn	Fr.
15	Gray, T.J.	So.
35	Holman, Aric	Jr.
1	Peters, Lamar	So.
13	Singleton, Nick	Jr.
3	Stapleton, Xavian	Jr.
5	Storm, Mitchell	So.
0	Weatherspoon, Nick	Fr.
11	Weatherspoon, Quinnndary	Jr.
2	Wright, Eli	So.

By State/Country

Alabama (1)		
45	Datcher, EJ	So.
Georgia (2)		
12	Davis, Drew	Sr.
13	Singleton, Nick	Jr.
Kentucky (2)		
35	Holman, Aric	Jr.
2	Wright, Eli	So.
Louisiana (1)		
1	Peters, Lamar	So.
Mississippi (8)		
23	Carter, Tyson	So.
10	Clayton, Tate	Fr.
22	Feazell, KeyShawn	Fr.
15	Gray, T.J.	So.
3	Stapleton, Xavian	Jr.
5	Storm, Mitchell	So.
0	Weatherspoon, Nick	Fr.
11	Weatherspoon, Quinnndary	Jr.
Nigeria (1)		
24	Ado, Abdul	Fr.

PRONUNCIATION GUIDE

ABDUL ADO: AB-DOOL A-DO

ARIC HOLEMAN: ERIC

QUINNNDARY WEATHERSPOON: QUINN-DARE-EE

XAVIAN STAPLETON: ZAY-VEE-AWN

GENERAL INFORMATION

Location: Starkville, MS
 Founded: February 28, 1878
 Enrollment: 21,622
 Conference: SEC
 Nickname: Bulldogs
 Colors: Maroon & White
 Arena: Humphrey Coliseum (10,500)
 President: Dr. Mark E. Keenum
 Athletics Director: John Cohen
 Web Site: www.hailstate.com
 Twitter: @HailStateMBK
 Hashtag: #HailState

BASKETBALL HISTORY

First Year of Basketball: 1908-09
 All-Time Record: 1,394-1,181/106 years
 All-Time SEC Record: 582-766
 Total Number of Head Coaches: 20
 Humphrey Coliseum Record: 443-179
 20-Win Seasons: 17
 NCAA Tournament Appearances: 10 (11-10)
 NCAA Tournament Final Fours: 1 (1996)
 NIT Appearances: 8 (7-8)
 NIT Final Fours: 1 (2007)
 SEC Championships: 6
 (2004, 1991, 1963, 1962, 1961, 1959)
 SEC Tournament Championships: 3
 (2009, 2002 and 1996)
 SEC Tournament Record: 30-53
 SEC Western Division Titles: 7
 (2010, 2008, 2007, 2004, 2003, 1996, 1995)

TEAM INFORMATION

2016-17 Overall Record 16-16
 2016-17 SEC Record 6-12, 12th
 National Ranking: n/a
 Starters Returning/Lost: 4/2
 Letterwinners Returning/Lost: 10/4
 Newcomers: 6
 Roster (Sr./Jr./So./Fr.): (1/4/6/4)

MEDIA INFORMATION

Credentials

■Media members may obtain both season credentials and game-by-game passes by contacting Gregg Ellis at 662-325-3595.

SEC Teleconference

■The SEC Teleconference is coordinated through the SEC media relations office. To participate, contact Craig Pinkerton of the SEC at 205-458-3038. Ben Howland is scheduled for 11:17 a.m. CT.





Media On Twitter

Will Sammon, Clarion Ledger
 @WillSammon
David Brandt, Associated Press
 @davidbrandtAP
Bob Carskadon, HailState Beat
 @bobcarskadon
Joel Coleman, Starkville Daily News
 @JoelTColeman
Robbie Faulk, 24/7 Sports
 @robbiefaulk247
Paul Jones, 24/7 Sports
 @PJ247Sports
Logan Lowery, Daily Journal
 @loganlowery
David Murray, Dawgs' Bite
 @DawgsBiteMag
Danny P. Smith, Starkville Daily News
 @sdndannyp
Gene Swindoll, Gene's Page
 @GeneSwindoll
Brett Hudson, Commercial Dispatch
 @Brett_Hudson
Steve Robertson, Commercial Dispatch
 @ScoutSteveR

MISSISSIPPI STATE TV/RADIO ROSTER

**0 Nick Weatherspoon**FR | G | 6-2 | 195
Canton, MS**1 Lamar Peters**SO | G | 6-0 | 185
New Orleans**2 Eli Wright**SO | G | 6-4 | 190
Owensboro, KY**3 Xavian Stapleton**JR | G | 6-6 | 210
Flora, MS**5 Mitchell Storm**SO | F | 6-7 | 202
Madison, MS**10 Tate Clayton**FR | G | 6-2 | 170
Tupelo, MS**11 Quindary Weatherspoon**JR | G | 6-4 | 205
Canton, MS**12 Drew Davis**SR | G | 5-10 | 165
Atlanta, GA**13 Nick Singleton**JR | G | 6-5 | 195
Decatur, GA**15 T.J. Gray**SO | G | 6-0 | 170
Columbus, MS**22 KeyShawn Feazell**FR | F | 6-8 | 230
New Hebron, MS**23 Tyson Carter**SO | G | 6-4 | 165
Starkville, MS**24 Abdul Ado**FR | F | 6-11 | 250
Lagos, Nigeria**35 Aric Holman**JR | F | 6-10 | 225
Owensboro, KY**45 E.J. Datcher**SO | C | 6-10 | 240
Harpersville, AL**Ben Howland**
Head Coach
3rd Year**George Brooks**
Assistant Coach
8th Year**Korey McCray**
Assistant Coach
3rd Year**Ernie Zeigler**
Assistant Coach
3rd Year**Michael Moynihan**
Director of Operations
3rd Year

TALE OF THE TAPE

	74.2	65.3	46.5	29.6	68.5	38.2	+3.9	13.5	13.6	+0.7	1.0	7.0	5.4
	Points	Opp Points	FG%	3FG%	FT%	RB	RBM	ASST	TO	TM	AST-TO Ratio	STL	BL
	73.5	69.1	46.5	33.2	67.7	36.9	+1.2	13.0	14.2	-0.4	0.9	7.0	6.1

Leaders	Scoring	Rebounds	Assists	Steals	Blocks
MSU	Q. Weatherspoon, 15.0	Holman/Ado, 7.0	Q. Weatherspoon, 4.0	Peters, 1.5	Ado, 2.0
OPP	Sexton, 18.7	Hall, 9.0	Sexton, 3.4	Jones, 1.4	Hall, 2.3

Last Time Out For Alabama
✓ Beat No. 23 Florida, 68-50.
✓ Collin Sexton led Alabama with 17 points, while Donta Hall added 14.
✓ Bama had 12 assists, 19 turnovers, 4 blocks and 6 steals.
✓ Bama won the battle of the boards, 43-25.
✓ Donta Hall had 11 rebounds.
✓ Florida led 33-27 at the break.
✓ Bama was 29-52 shooting, 4-13 beyond the arc. Florida was 19-57, 5-24.

Last Time Out For Mississippi State
✓ Beat Georgia, 72-57.
✓ Lamar Peters had 20 points.
✓ MSU led 37-21 at the break.
✓ MSU won the battle of the boards, 37-20.
✓ Aric Holman had 8 rebounds to go along with his 12 points.
✓ MSU had 7 assists and collected 8 steals and 2 blocks.
✓ MSU was 27-53 shooting, 5-22 beyond the arc. The Bulldogs were 20-49, 9-21.

Alabama Series Breakdown
(UA leads, 124-74)
Last MSU win: 67-61 (2015-16)
Last UA win: 68-62 (2017-18)
Current UA win streak: 5
Biggest MSU win: 79-50 (1998-99)
Biggest UA win: 98-49 (2004-05)
at Starkville
(MSU leads, 56-39)
Last MSU win: 56-52 (2011-12)
Last UA win: 68-58 (2015-16)
Current UA win streak: 4
Biggest MSU win: 79-50 (1998-99)
Biggest UA win: 75-43 (2012-13)

PLAYERS VERSUS ALABAMA

Player	G-GS	Mins	FGM-FGA	Pct	3GM-3GA	Pct	FTM-FTA	Pct	Rebs	Ast	TO	BS	Stl	Pts
Ado	1-1	20	5-8	.625	0-0	.000	1-1	1.000	4-4.0	0	3	1	0	11/11.0
Carter	4-1	78	12-24	.500	4-9	.444	2-2	1.000	3-0.8	3	1	0	2	30/7.5
Datcher	3-0	42	3-8	.375	0-0	.000	2-4	.500	10-3.3	0	2	2	1	8/2.7
Feazell	1-0	13	0-2	.000	0-1	.000	0-0	.000	1-1.0	0	0	0	0	0/0.0
Holman	6-4	134	13-31	.419	2-7	.286	9-14	.643	34-5.7	1	6	7	2	37/6.2
Peters	4-1	99	16-43	.372	8-22	.364	4-7	.571	3-0.8	9	14	0	7	44/11.0
Stapleton	3-1	40	6-14	.429	1-6	.167	2-4	.500	8-2.7	0	3	0	2	15/5.0
N.Weatherspoon	1-1	25	2-9	.222	1-4	.250	2-2	1.000	1-1.0	1	2	0	1	7/7.0
Q. Weatherspoon	6-6	211	23-66	.348	5-22	.227	14-17	.824	38-6.3	7	17	2	9	65/10.8
Wright	4-0	39	2-5	.400	0-1	.000	1-1	1.000	4-1.0	0	0	0	0	5/1.3

A LOOK AT THE SEC

2017-18 SEC Standings

	SEC	Overall
Auburn	9-1 .900	21-2 .913
Tennessee	7-3 .700	17-5 .773
Alabama	6-4 .600	15-8 .652
Florida	6-4 .600	15-8 .652
Kentucky	6-4 .600	17-6 .739
Mississippi State	5-5 .500	17-6 .739
Missouri	5-5 .500	15-8 .652
Arkansas	4-6 .400	15-8 .652
Georgia	4-6 .400	13-9 .591
LSU	4-6 .400	13-9 .591
Texas A&M	4-6 .400	15-8 .652
South Carolina	4-6 .400	13-10 .565
Ole Miss	4-6 .400	11-12 .478
Vanderbilt	2-8 .200	8-15 .348

As of February 6, 2018

Upcoming Games

February 6
Tennessee at Kentucky, 6 p.m.
South Carolina at Arkansas, 6 p.m.
Alabama at Mississippi State, 6 p.m.
Missouri at Ole Miss, 8 p.m.
February 7
LSU at Florida, 5:30 p.m.
Georgia at Vanderbilt, 8:30 p.m.
Texas A&M at Auburn, 8 p.m.
February 10
Florida at South Carolina, 11 a.m.
Mississippi State at Missouri, 1 p.m.
Auburn at Georgia, 2:30 p.m.
Ole Miss at LSU ESPNU 3:00 p.m.
Tennessee at Alabama, 5 p.m.
Kentucky at Texas A&M, 7:15 p.m.
Vanderbilt at Arkansas, 7:30 p.m.

Recent Scores

January 30
Georgia 72, Florida 60
Auburn 79, Ole Miss 70
Kentucky 83, Vanderbilt 81
Texas A&M 80, Arkansas 66
January 31
Tennessee 84, LSU 61
Mississippi State 81, South Carolina 76
Missouri 69, Alabama 60
February 3
Missouri 69, Kentucky 60
Texas A&M 83, South Carolina 60
LSU 94, Arkansas 86
Alabama 68, Florida 50
Mississippi St. 72, Georgia 57
Tennessee 94, Ole Miss 61
Auburn 93, Vanderbilt 81

A LOOK AT THE LAST MEETING AT THE HUMP

January 3, 2017
Humphrey Coliseum



68



58



■ In the SEC opener, Alabama won for the fourth-straight time at the Hump with a 68-58 win.

■ Mario Kegler had 12 points, while Tyson Carter added 10.

■ Alabama led 32-20 at the break and built as much as a 14-point lead.

■ Lamar Peters had 4 assists and 2 steals.

■ Avery Johnson and Dazon Ingram had 12 points each for the Tide.

■ Ingram also had 9 rebounds.

■ Alabama dominated boards, 43-26.

KEY NUMBER: 19

Mississippi State made just 19 of its 52 field goal attempts.

Alabama 68 • 8-5, 1-0

#	Player		Total	3-Ptr	Rebounds										Min
			FG-FGA	FG-FGA	FT-FTA	Off	Def	Tot	PF	TP	A	TO	Blk	Stl	
25	Braxton Key	f	3-5	1-2	2-2	2	4	6	4	9	1	5	0	3	20
35	Donta Hall	f	3-5	0-0	0-1	2	3	5	1	6	0	1	1	0	20
01	Riley Norris	g	3-9	1-4	4-4	2	0	2	4	11	1	2	0	0	32
05	Avery Johnson Jr	g	5-15	1-4	2-2	0	5	5	3	13	0	2	0	0	32
12	Dazon Ingram	g	4-8	0-0	5-6	1	8	9	1	13	4	2	1	0	35
03	Corban Collins		1-4	0-1	0-0	0	2	2	0	2	2	0	0	0	18
10	Jimmie Taylor		3-4	0-0	3-3	0	3	3	4	9	0	2	1	0	19
11	Shannon Hale		1-3	0-2	0-2	1	1	2	1	2	0	1	0	0	8
21	Bola Olaniyan		1-1	0-0	1-2	2	4	6	2	3	1	2	0	0	16
Team						2	1	3							
Totals			24-54	3-13	17-22	12	31	43	20	68	9	17	3	3	200
FG % 1st Half: 11-31 35.5%			2nd half: 13-23 56.5%	Game: 24-54 44.4%											Deadball
3FG % 1st Half: 2-9 22.2%			2nd half: 1-4 25.0%	Game: 3-13 23.1%											Rebounds
FT % 1st Half: 8-11 72.7%			2nd half: 9-11 81.8%	Game: 17-22 77.3%											2

Mississippi State 58 • 9-4, 0-1

#	Player		Total		3-Ptr	Rebounds									Min
			FG-FGA	FG-FGA	FT-FTA	Off	Def	Tot	PF	TP	A	TO	Blk	Stl	
34	Schnider Herard	f	0-1	0-0	4-4	2	3	5	4	4	0	4	0	0	16
03	Xavian Stapleton	g	2-5	0-2	1-2	0	1	1	2	5	0	0	0	1	14
04	Mario Kegler	g	4-9	0-5	4-6	1	6	7	2	12	0	1	0	0	33
11	Q Weatherspoon	g	2-11	1-6	2-2	2	3	5	4	7	2	4	0	1	33
15	IJ Ready	g	2-5	0-0	2-2	0	1	1	1	6	3	1	0	2	34
01	Lamar Peters		4-9	1-4	0-0	0	1	1	5	9	4	1	0	2	21
02	Eli Wright		0-0	0-0	0-0	0	0	0	0	0	0	0	0	0	1
23	Tyson Carter		4-7	2-3	0-0	0	1	1	0	10	1	0	0	0	23
35	Aric Holman		1-5	0-1	3-4	0	5	5	4	5	1	2	4	1	25
Team						0	0	0							
Totals			19-52	4-21	16-20	5	21	26	22	58	11	13	4	7	200
FG % 1st Half: 7-28 25.0%			2nd half: 12-24 50.0%	Game: 19-52 36.5%											Deadball
3FG % 1st Half: 1-14 7.1%			2nd half: 3-7 42.9%	Game: 4-21 19.0%											Rebounds
FT % 1st Half: 5-6 83.3%			2nd half: 11-14 78.6%	Game: 16-20 80.0%											1

Officials: Doug Sirmons, Roger Ayers, Bart Lenox
 Technical fouls: Alabama-None. Mississippi State-None.
 Attendance: 7452

Score by periods	1st	2nd	Total
Alabama	32	36	68
Mississippi State	20	38	58

Points	In Paint	Off T/O	2nd Chance	Fast Break	Bench
UA	38	11	10	6	16
MS	24	19	4	4	24

Last FG - UA 2nd-02:48, MS 2nd-00:54.
 Largest lead - UA by 14 2nd-02:00, MS by 6 1st-15:36.
 UA led for 30:18. MS led for 07:05. Game was tied for 02:37.

Score tied - 3 times.
 Lead changed - 1 time.

Last 36 Games Between Georgia and Mississippi State

2001: UA, 72-59 at Tuscaloosa	2007: UA, 80-79 at Tuscaloosa	2013: UA, 75-43 at Starkville
MSU, 84-70 at Starkville	MSU, 91-67 at Starkville	UA, 64-56 at Tuscaloosa
2002: UA, 85-73 at Tuscaloosa	2008: MSU, 66-56 at Tuscaloosa	2014: UA, 80-61 at Tuscaloosa
MSU, 76-62 at Starkville	MSU, 73-66 at Starkville	2015: UA, 55-51 at Starkville
MSU, 61-58 at Atlanta, Ga.*	MSU, 69-67 ot at Atlanta, Ga.*	2016: UA, 82-80 ot at Starkville
2003: UA, 68-62 ot at Tuscaloosa	2009: MSU, 83-74 at Starkville	MSU, 67-61 at Tuscaloosa
MSU, 59-55 at Starkville	UA, 87-852 ot at Tuscaloosa	2017: UA, 68-58 at Starkville
2004: UA, 77-73 at Starkville	2010: UA, 62-57 at Tuscaloosa	UA, 71-62 at Tuscaloosa
MSU, 82-81 ot at Tuscaloosa	MSU, 74-66 at Starkville	UA, 75-55 at Nashville*
2005: UA, 98-49 at Tuscaloosa	2011: UA, 75-57 at Starkville	2018: UA, 68-62 at Tuscaloosa
UA, 68-63 at Starkville	UA, 75-61 at Tuscaloosa	
2006: UA, 65-59 at Tuscaloosa	2012: MSU, 56-52 at Starkville	
MSU, 71-58 at Starkville	UA, 67-50 at Tuscaloosa	

Humphrey Coliseum History**First Game:**..... Dec. 1, 1975; MSU 85, Indiana St. 82**Overall Record:**..... 443-179 (.712)**Non-Conference Record:**..... 223-38 (.854)**SEC Record:**..... 220-141 (.609)**Humphrey Coliseum Yearly Records**

Year	Attn.	Avg.	Record (SEC)
1975-76	70,081	5,006	10-4 (5-4)
1976-77	76,232	5,082	11-4 (5-4)
1977-78	72,025	5,540	11-2 (8-1)
1978-79	99,906	7,136	11-3 (7-2)
1979-80	67,209	6,721	6-4 (5-4)
1980-81	48,214	4,018	6-6 (3-6)
1981-82	56,414	4,030	7-7 (3-6)
1982-83	68,416	5,263	11-2 (7-2)
1983-84	61,508	4,393	6-8 (3-6)
1984-85	89,370	6,384	11-3 (7-2)
1985-86	43,927	3,379	4-9 (3-6)
1986-87	40,715	2,908	7-7 (3-6)
1987-88	54,074	4,160	9-4 (5-4)
1988-89	74,344	5,719	9-4 (5-4)
1989-90	74,623	5,740	9-4 (5-4)
1990-91	102,072	7,852	12-1 (8-1)
1991-92	72,142	5,549	8-5 (4-4)
1992-93	61,172	4,706	10-3 (5-3)
1993-94	88,687	6,335	10-4 (5-3)
1994-95	80,681	6,723	11-1 (7-1)
1995-96	97,996	7,538	10-3 (6-2)
1996-97	74,275	5,305	10-4 (5-3)
1997-98	77,954	5,996	7-6 (2-6)
1998-99	70,257	5,018	12-2 (6-2)
1999-00	61,764	4,412	10-4 (4-4)
2000-01	77,654	4,568	13-4 (6-2)
2001-02	79,642	5,689	13-1 (7-1)
2002-03	98,312	7,022	12-2 (7-1)
2003-04	111,940	7,996	12-2 (6-2)
2004-05	103,031	7,925	11-2 (6-2)
2005-06	90,875	5,680	11-5 (5-3)
2006-07	123,736	6,512	16-3 (6-2)
2007-08	106,672	7,111	12-3 (7-1)
2008-09	157,111	8,728	13-5 (5-3)
2009-10	116,919	6,878	13-4 (6-2)
2010-11	97,069	5,710	12-5 (5-3)
2011-12	152,363	8,019	15-4 (6-2)
2012-13	94,092	6,721	7-7 (3-6)
2013-14	123,743	6,875	11-7 (3-6)
2014-15	106,946	6,291	9-8 (3-6)
2015-16	99,338	6,623	10-5 (5-4)
2016-17	124,347	7,314	10-7 (4-5)
2017-18	110,979	6,936	15-1 (4-1)

vs. SEC Opponents

Opponent	GP	W	L	PCT.	Str.
Alabama	41	22	19	.537	L4
Arkansas	25	19	6	.760	W2
Auburn	41	28	13	.683	L1
Florida	29	14	15	.483	L3
Georgia	31	19	12	.613	W1
Kentucky	30	9	21	.300	L5
LSU	40	25	15	.615	W2
Missouri	5	4	1	.750	W3
Ole Miss	42	33	9	.786	L1
S. Carolina	14	10	4	.714	L1
Tennessee	31	15	16	.484	W1
Texas A&M	4	2	2	.500	W1
Vanderbilt	30	21	9	.700	W3

MSU KNOWS HOW TO WIN GAMES AT 'THE HUMP'

Over the course of the last decade, Mississippi State's Humphrey Coliseum has become a difficult venue for opposing teams. This year, Mississippi State is 13-1.

The Bulldogs have compiled a 43-season composite record of 442-179 (.711) at "The Hump" since Mississippi State's basketball facility opened prior to the 1975-76 campaign.

TRACKING MSU'S HOME SUCCESS UNDER BEN HOWLAND

Season	Overall		SEC		Non-SEC	
	Record	Win %	Record	Win %	Record	Win %
2015-16	10-5	.667	5-4	.556	5-1	.833
2016-17	10-7	.563	4-5	.444	6-2	.750
2017-18	15-1	.938	4-1	.800	11-0	1.000
Totals	35-13	.729	13-10	.565	22-3	.880

A LOOK AT THE HISTORY OF HUMPHREY COLISEUM**LARGEST CROWDS
AT THE HUMP**

Crowd	Opponent	Date
10,788	Kentucky	2-16-10
10,735	Ole Miss	2-7-04
10,645	Ole Miss	2-23-02
10,541	Florida	1-7-03
10,458	Auburn	3-2-04
10,437	Alabama	2-21-04
10,432	Alabama	3-5-05
10,432	Kentucky	1-13-04
10,429	Ole Miss	2-15-03
10,421	Ole Miss	1-26-08
10,412	Ole Miss	1-13-09
10,364	Ole Miss	2-9-12
10,338	Florida	1-24-07
10,315	Kentucky	1-9-96

**INDIVIDUAL MSU
RECORDS AT THE HUMP**

Most Points Scored
40, Rickey Brown (Auburn, 3-7-77)

Most Rebounds
24, Wiley Peck (Alabama, 1-27-79)

Most Assists
15, Al Perry (Vanderbilt, 1-29-77)

**TEAM MSU
RECORDS AT THE HUMP**

Most Points Scored
123, Troy State (12-5-95)

Most Rebounds
75, Mississippi Valley St. (11-21-00)

Most Consecutive Wins
14, 1-22-03 to 1-10-04





CHARTING Q.

Jr | G | 6-4
Canton, MS

MSU Career Scoring Chart

1. Jeff Malone	2,142
2. Bailey Howell	2,030
10. Jerry Jenkins	1,503
20. Timmy Bowers	1,300
21. Jack Bouldin	1,257
22. Jerry Graves	1,245
23. Erick Dampier	1,231
T24. Dave Williams	1,219
T24. Leland Mitchell	1,219
26. Mario Austin	1,199
27. Q. Weatherspoon	1,195
28. Marckell Patterson	1,168
29. Gary Hooker	1,144

SEC Season Rank

Scoring 13th



CHARTING Aric Holman

Jr | F | 6-10
Owensboro

MSU Career Blocks Chart

1. Jarvis Varnado	564
2. Erick Dampier	249
3. Tyrone Washington	198
4. Kalpatrick Wells	183
5. Rickey Brown	163
6. Charles Rhodes	143
7. Wiley Peck	117
8. Aric Holman	108
9. Gavin Ware	100
10. Derrick Zimmerman	89

SEC Season Rank

Blocks NR

BOARD DOMINANCE

■ Against Georgia on Saturday, MSU won the battle of the boards, 37-20. It was the fewest rebounds the Dogs have allowed all year.

BROOKS RECOGNIZED

■ Mississippi State assistant coach **George Brooks** has been recognized by 247Sports.com for his recruiting efforts.

In January, he was named the No. 2 recruiter in the nation behind Duke's Jeff Capel.

Last year, Sporting News named him the No. 2 recruiter in the SEC.

For this year's class, he was responsible for the signing of Reggie Perry, Robert Woodard and D.J. Stewart.

1. Jeff Capel	Duke
2. George Brooks	Mississippi State
3. Rashon Burno	Arizona State
4. Tony Subblefield	Oregon
5. Joel Justice	Kentucky

WHEN Q HITS 20

■ When junior guard **Quinnndary Weatherspoon** scores 20 or more points, Mississippi State benefits.

He's now reached that feat 16 times in his career following the Missouri game, and the Bulldogs are 14-2 in those games.

Opponent	Points	Result
(2016)		
Tennessee	23	L, 80-75
Vanderbilt	24	W, 75-74
(2017)		
Norfolk State	22	W, 78-74
Boise State	25	W, 80-68
Oregon State	21	W, 74-57
Morehead State	27	W, 85-76
UMKC	25	W, 77-54
Arkansas	25	W, 84-78
Missouri	29	W, 89-74
Auburn	25	L, 98-82
(2018)		
Stephen F. Austin	20	W, 80-75

A CLOSER LOOK AT MSU

North Georgia	22	W, 95-62
UT Martin	21	W, 92-61
Little Rock	21	W, 64-48
Arkansas	22	W, 78-75
Missouri	20	W, 74-72

WELCOME TO 1,000 POINTS

■ With 2:07 left in the first half against Little Rock on Dec. 20 at Humphrey Coliseum, junior All-SEC guard **Quinnndary Weatherspoon** made a free throw to give him 1,000-career points.

He is now the 37th player in school history to reach that feat and currently ranks 27th with 1,195 points.

TWICE UNDER 10

■ In the last three weeks, MSU has gone from last to 8th in turnover margin thanks to having just 7 turnovers against Arkansas and then a season-low 4 against Vanderbilt.

2 FOR 20 X 3

■ Three times this season, MSU has had two players score 20 or more points in the same game.

Stephen F. Austin — **Tyson Carter** 25 and **Quinnndary Weatherspoon** 20.

UT Martin — **Aric Holman** 21 and **Quinnndary Weatherspoon** 21.

Arkansas — Weatherspoon brothers with 22 each.

Q & GAME WINNERS

■ Game-winning shots have become the norm for junior All-SEC guard and leading scorer **Quinnndary Weatherspoon**.

On Dec. 3 at home against Dayton, he collected a steal with 4 seconds left and went the length of the court for a layup to give MSU a thrilling 61-59 win.

Then against Jacksonville State, he drained a 3-pointer with 0.7 seconds left to lift the Bulldogs to a dramatic 59-56 win.

As a freshman against Vanderbilt,

he drained a buzzer beater from 3-point range for a 75-74 victory.

SEEING DOUBLE

■ On the year, Mississippi State has recorded nine double-doubles, with junior forward **Aric Holman** leading the way with five, followed by forward **Abdul Ado** with three and guard **Quinnndary Weatherspoon** with one.

Holman: Alabama State (18 points, 11 rebounds); Cincinnati (18, 10); UT Martin (21, 12); Vanderbilt (18, 14); Alabama (11, 10).

Ado: Green Bay (12 points, 11 rebounds); Florida (12, 10); Auburn (10, 11).

Weatherspoon: Dayton (11 points, 10 rebounds).

STRONG REBOUND MARGIN

■ Mississippi State out-rebounded North Florida, 46-21, its largest margin this year.

The margin was the most since being plus-24 against both UT Martin earlier this season and versus Prairie View on Nov. 8, 2013.

HOW THE DAWGS SCORE

■ The chart below is how MSU is scoring this season compared to all 351 Division I teams, as determined by KenPom.com.

Category	% (Ranking)
3-Pointers	25.9 (302)
2-Pointers	56.7 (23)
Free Throws	17.4 (263)

Q VERSUS MIZZOU

■ When it comes to playing Mizzou, **Quinnndary Weatherspoon** has enjoyed great success.

In three games, all wins, he's totaled 67 points and 29 rebounds, while dishing out 9 assists and collecting five steals.

In the process, he shot 56.3 percent from the floor.

2017-18 BULLDOG STREAKS

Team W/L Streaks

Overall Wins/Losses	W3
Home Wins/Losses	W3
Road Wins/Losses	W1
Neutral Wins	W1

Consecutive Double-Figure Scoring Games

Quinnndary Weatherspoon	8
Nick Weatherspoon	4
Lamar Peters	1
Aric Holman	1

Consecutive Games with A Made 3-pointer

Tyson Carter	7
Quinnndary Weatherspoon	4
Aric Holman	1
Lamar Peters	1

Consecutive Games Played (All Seasons)

Aric Holman	76
Tyson Carter	55
Quinnndary Weatherspoon	26
Nick Weatherspoon	23
Abdul Ado	22
Lamar Peters	17
E.J. Datcher	16
Eli Wright	15
Xavian Stapleton	4
KeyShawn Feazell	2

Consecutive Games Started (All Seasons)

Quinnndary Weatherspoon	26
Nick Weatherspoon	23
Aric Holman	22
Abdul Ado	22
Lamar Peters	4

Total 30 Minute Games (All Seasons)

Quinnndary Weatherspoon	47
Tyson Carter	10
Nick Weatherspoon	10
Lamar Peters	9
Abdul Ado	6
Aric Holman	3
Schnider Herard	2
Eli Wright	1

2017-18 MISSISSIPPI STATE NOTES

LITTLE ACTION AT FTL

■ Three times this season, Mississippi State has limited opponents to just six free throw attempts or fewer.

Jacksonville State was the first, going 6-6 before North Georgia went 0-5.

Then against UT Martin, the Skyhawks were just 4-6.

The last time MSU held an opponent without a free throw was on Jan. 19, 1985, in a 61-44 win against Ole Miss.

MSU FOUL SHOTS

■ Five times this season, Mississippi State has attempted nine or fewer shots — Florida A&M, Dayton, North Georgia, Cincinnati and Florida.

As a result, MSU is T13th with Texas A&M in the SEC in free throws made (289) and T12th in attempts (422), also with the Aggies.

On the year, the Bulldogs are T11th in the SEC with their .685 shooting percentage.

PRESEASON POLLS

■ In the preseason polls voted on by the media, junior guard **Quinnndary Weatherspoon** was tabbed both first-team (coaches) and second-team (media) All-SEC.

As a team, the Bulldogs were picked to finish 12th under third-year coach **Ben Howland**.

Preseason Poll

1. Kentucky	8. Georgia
2. Florida	9. Auburn
3. Texas A&M	10. Ole Miss
4. Alabama	11. South Carolina
5. Missouri	12. Mississippi St.
6. Arkansas	13. Tennessee
7. Vanderbilt	14. LSU

HOWLAND AIMS FOR FEAT

■ **Ben Howland** enters his third season at MSU looking to achieve a feat only 12 coaches have ever done, and that's lead four different teams to the NCAA Tournament.

Howland has already guided Northern Arizona, Pittsburgh and UCLA to the Big Dance.

The first 12 coaches to do so are Lon Kruger, Steve Alford, John Beilein, Lefty Driesell, Cliff Ellis, Larry Eustachy, Jim Harrick, Fran McCaffery, Tom Penders, Tubby Smith, Rick Pitino and Edie Sutton.

600 & COUNTING

■ On Jan. 17, 2017, against Kentucky, MSU played its 600th game in Humphrey Coliseum history, which dates to Dec. 1, 1975.

The Bulldogs are now 443-179 in the building following the Vanderbilt win.

MSU VERSUS RANKED FOES

■ With the loss against No. 22 Auburn, MSU failed to win its second-straight game against a ranked foe after losing 18 in a row.

Going back to the 2010 season, MSU has dropped 21 of 25 to ranked teams.

Below is a closer look . . .

Date	Team	Score	Rank
01-13-18	Auburn	L, 76-68 (8)	22
01-02-18	Arkansas	W, 78-75 (3)	22
12-12-17	Cincinnati	L 65-50 (15)	25
02-18-17	Florida	L, 57-52 (5)	13
02-11-17	South Carolina	L, 77-73 (4)	16
01-17-17	Kentucky	L, 87-81 (6)	5
02-24-16	Texas A&M	L, 68-66 (2)	21
01-26-16	So. Carolina	L, 84-74 (10)	22
01-12-16	Kentucky	L, 80-74 (6)	13
01-06-16	Texas A&M	L, 61-60 (1)	21
02-25-15	Kentucky	L, 74-56 (18)	1
02-21-15	Arkansas	L, 65-61 (4)	17
01-20-14	Florida	L, 62-51 (11)	3
01-08-14	Kentucky	L, 85-63 (22)	14
02-09-13	Florida	L, 83-55 (28)	2
02-06-13	Ole Miss	L, 93-75 (18)	23
01-26-13	Florida	L, 82-47 (35)	7
11-19-12	No. Carolina	L, 95-49 (46)	11
02-21-12	Kentucky	L, 73-64 (9)	1
02-28-12	Florida	L, 69-57 (12)	13
11-18-11	Arizona	W, 67-57 (10)	15
11-17-11	Texas A&M	W, 69-60 (9)	18
02-29-11	Florida	W, 71-64 (7)	24
02-27-11	Vanderbilt	L, 81-74 (7)	19
03-14-10	Kentucky	L, 75-74 (1) [ot]	2

COACHING STABILITY

■ Third-year coach **Ben Howland** has been able to maintain stability within his coaching staff.

For the third year since his arrival, he's had the same assistants in **George Brooks**, **Korey McCray** and **Ernie Zeigler**.

Also back for his third year is **Michael Moynihan**, who is in his second season as director of operations after spending his first year at Mississippi State as the team's video coordinator.

Jalen Courtney is in his third season, his second as video coordinator.

His first year, he served as a grad assistant.

BROTHERLY LOVE

■ Mississippi State is one of 29 schools nationally with brothers on the same team with **Quinnndary** and **Nick Weatherspoon**.

They've also started all 22 games.

The last time MSU had two brothers start in the same game was Reginald and Richard Delk against West Virginia in the NIT Final Four on March 27, 2007.

YOUTHFUL GROUP

■ The Bulldogs are one of five teams without any scholarship seniors, along with Kentucky, Holy Cross, Chattanooga and Robert Morris.

MSU's experience is ranked No. 327 out of 351 schools.

SEC HONORS CARTER

■ On Dec. 4, sophomore guard **Tyson Carter** was named SEC Player of the Week.

It came after a career-best 35 points against North Dakota State and 20 against Dayton.

His 35 points were the most since Darryl Wilson also had 35 against Alabama on 3-4-95.

MSU SIGNS 3

■ Mississippi State took advantage of the early signing period and landed 5-star forward Reggie Perry and 4-star forwards DJ Stewart and Robert Woodard.

Perry, a 6-foot-8, 240-pound Thomasville, Ga., native, is the son of former MSU great Al Perry (1975-78), who ranks third all-time at MSU with 510 steals.

The McDonald's All-American is rated as the No. 1 prospect out of the state of Georgia and listed as the No. 4 small forward nationally.

ESPN has him as the 16th best player regardless of position.

Woodard, the top-ranked player in Mississippi and a Dandy Dozen selection, is ranked 56th overall nationally and is the son of Robert Woodard, Sr., who played at MSU from 1987-90.

He led Columbus to the Class 6A crown in 2016 and was last year's Gatorade Player of the year.

The 6-6, 187-pound Stewart is listed as the 33rd best small forward.

As a junior at Riverside last year, he averaged 18.9 points, 9.7 rebounds and 3.1 assists.

Nationally, Scout has him as the 103rd best player overall, while Rivals has him at 103.

MSU AND RPI

■ In the five major RPI rankings, MSU is in the Top 75 of each one. Here's the breakdown . . .

ESPN.....	52
NCAA.....	58
Real Time.....	58
Sagarin.....	63
BPI.....	69

MSU Freshman Blocked Shots Record				
Name	Season	G	BS	Avg
1. Jarvis Varnado	2006-07	35	67	1.9
2. Erick Dampier	1993-94	29	65	2.2
3. Rickey Brown	1976-77	27	58	2.1
4. Kalpatrick Wells	1979-80	27	51	1.9
5. Abdul Ado	2017-18	22	45	2.0
6. Wiley Peck	1975-76	25	37	1.5
7. Chan. Nichols	1987-88	28	30	1.1
8. Fred Thomas	2012-13	32	27	0.8
9. Gavin Ware	2012-13	32	24	0.8
10. Carl Nichols	1987-88	29	21	0.7

2017-18 Player SEC Rankings

20Quinnndary Weatherspoon

Scoring	13th
FG %	3rd
Assists	8th
Steals.....	5th
Minutes Played	17th
Rebounding	16th

Aric Holman

Rebounding	T6th
Offensive Rebounds	10th
Defensive Rebounds	9th

Abdul Ado

Blocks	5th
Rebounding	T6th
Offensive Rebounds	5th

Lamar Peters

Steals.....	4th
-------------	-----

2017-18 MISSISSIPPI STATE NOTES

NOVEMBER NUMBERS

■ Mississippi State posted a perfect 6-0 mark in November.

The six wins tie for the second-most in school history with the 1998 squad. The record of seven came in 2012 (7-1).

2012 was also the last year the Bulldogs advanced to postseason (NIT).

Q WITH THE SEC AWARDS

■ Junior guard **Quinnndary Weatherspoon** has been recognized by the SEC in each of his three years.

In 2016, he was named to the SEC All-Freshman Team. In 2017, he was named preseason All-SEC and finished the year on the second-team All-SEC team.

This year, he's been tabbed first-team All-SEC by the coaches and second team by the media.

A CLOSER LOOK AT SEC OPENERS

■ Mississippi State is now 46-39 all-time in SEC openers after beating Arkansas, 78-75. At home, the Bulldogs are 31-19. On the road, they are 15-19. In neutral site affairs, MSU is 0-1.

MSU has played Auburn the most (21 games), while the Bulldogs have collected 10 wins against Auburn and LSU to lead the way.

The most losses have come against Auburn (11), while the only team MSU hasn't opened up with is Missouri.

Last year, MSU opened with a 68-58 loss versus Alabama.

Team	Record
Alabama	2-5
Arkansas.....	4-1
Auburn.....	10-11
Florida.....	5-7
Georgia.....	1-1
Kentucky.....	2-3
LSU.....	10-1
Ole Miss.....	3-1
South Carolina.....	3-0
Tennessee.....	3-4
Texas A&M.....	0-1
Vanderbilt.....	3-3

LINEUP NOTABLE

■ On the year, MSU has implemented three different lineups.

However, only two have started all 23 games — **Quinnndary** and **Nick Weatherspoon**.

MSU LEGENDS

■ Later this year, the SEC will announce the 14 legends for 2018.

Last year, Dontae' Jones made this prestigious list.

A native of Nashville, Tenn., Jones played for the Bulldogs in 1996 and led MSU to the SEC Tournament crown and MSU's first trip to the coveted Final Four.

The All-SEC selection was the overall 21st pick of the 1996 draft by the New York Knicks before being traded to the Boston Celtics.

This year's honorees will be announced at the SEC Tournament in St. Louis.

All-Time MSU Legends

1999: Bailey Howell	2009: Tony Watts
2000: Jim Ashmore	2010: Kermit Davis

2001: W.D. Stroud

2002: Jeff Malone

2003: Joe Dan Gold

2004: Greg Carter

2005: Jack Bouldin

2006: Rickey Brown

2007: Richard Williams

2008: Wiley Peck

2011: Darryl Wilson

2012: Chuck Evans

2013: Horatio Webster

2014: Erick Dampier

2015: Doug Hutton

2016: Mario Austin

2017: Dontae' Jones

2018: ???

BREAKDOWN OF GAMES IN JACKSON

■ MSU is now 19-6 all-time at Mississippi Coliseum following the 70-64 win against Southern Miss on Dec. 23.

The Bulldogs and Golden Eagles have now met five times at Mississippi Coliseum, with MSU holding a 3-2 advantage.

Here's the entire breakdown . . .

DATE	OPPONENT	W/L	SCORE
12-15-62	Memphis State	W	77-66
01-28-63	Southern Miss	W	62-52
12-14-63	Memphis State	L	73-65
12-16-63	Southern Miss	L	65-60
12-29-64	Mississippi College	L	72-57
12-30-64	Delta State	W	82-63
01-28-65	Arkansas	L	84-69
12-18-78	Iowa State	W	80-70
12-15-80	Southern Miss	L	68-53
11-30-85	Jackson State	W	77-62
12-16-87	McNeese State	W	76-66
11-17-98	Arkansas-Pine Bluff	W	105-53
12-18-02	Georgia State	W	78-54
12-22-04	Jacksonville State	W	95-53
12-15-05	Jacksonville State	W	104-80
12-21-06	New Orleans	W	89-63
01-05-08	Lafayette	W	77-53
12-22-08	Nicholls State	W	77-68
12-22-09	Centenary	W	88-51
12-22-11	Northwestern State	W	82-67
12-22-13	Central Arkansas	W	79-72
12-20-14	USC Upstate	L	53-51
12-23-15	Northern Colorado	W	93-69
12-19-16	Southern Miss	W	86-44
12-23-17	Southern Miss	W	70-64

OLE MISS SETBACK

■ In the setback at Ole Miss, the Bulldogs lost for the first time this season when leading at the half (11-1), having more assists (11-0) and in games decided by 10 points or less (6-1).

Mississippi State also surrendered a 13-point lead, the most since LSU over-came a 14-point deficit in 2016.

The game also marked the first time all season the Bulldogs failed to have anyone score in double-digits.

MSU also saw a 13-point lead against No. 22 Auburn on Saturday evaporate in a 76-68 loss.

HERARD LEAVES TEAM

■ Sophomore forward Schnider Herard announced on Dec. 31 he plans to transfer and is no longer on the team.

In his career, the Haiti native appeared in 43 games and drew 19 starts. He averaged 4.0 points and 4.2 rebounds, while blocking 16 shots.

This season, he appeared in 11 games and scored 11 points while hauling in 23 rebounds and blocking 8 shots.

CENTURY MARK SCORING

■ Against North Florida, MSU scored 100-plus

points for the first time since a 106-88 win against Eastern Washington on Nov. 13, 2015.

It also marked the 54th time in school history the Dogs have reached the century mark.

The 109 points scored were the most since MSU totaled 107 against Arkansas-Pine Bluff in 1999.

MSU also shot a season-high 62.0 percent (44-71) from the floor.

That marked the Bulldogs' highest total since making 62 percent of its shots against Auburn on Jan. 16, 2011.

OH, SO CLOSE

■ Entering the game against Auburn on Jan. 13, Mississippi State had won 13-straight games at Humphrey Coliseum dating back to last year.

That was one shy of the record for consecutive wins.

However, the Tigers kept MSU from tying the mark with a come-from-behind with a 76-68 victory.

Here's the breakdown to top Humphrey Coliseum streaks . . .

Streak	Date	Ended By
14	1-22-03 to 1-10-04	Kentucky
13	3-4-17 to 1-2-18	Auburn
13	1-23-78 to 1-15-79	Alabama
12	2-25-04 to 2-12-05	LSU

D-E-F-E-N-S-E

■ Mississippi State allows the fewest points in the SEC and has held 20 of its 23 opponents below their average. Below are the results:

Team	Average	Points
Alabama State	N/A	68
Florida A&M	58.7	48
Green Bay	81.5	68
Stephen F. Austin	93.0	75
Jacksonville State	86.6	56
North Dakota State	68.7	59
Dayton	71.0	59
North Georgia	71.0	62
Cincinnati	83.4	65
UT Martin	76.1	61
Little Rock	63.7	48
Southern Miss	72.2	64
North Florida	76.0	81
Arkansas	90.4	75
Ole Miss	80.3	64
Florida	83.3	71
Auburn	87.2	76
Vanderbilt	71.5	62
Alabama	74.9	68
Kentucky	77.0	78
Missouri	74.6	62
South Carolina	70.7	76
Georgia	69.4	57

NO LEAD

■ Only once has Mississippi State failed to have a lead — at Alabama.

There were three ties, all late in a game MSU trailed by as many as 20 points (season high).

The Tide led for 38:19, while the game was tied for 1:41.

HIGH OF 81

■ At South Carolina, MSU scored 81 points, its most in SEC play.

The previous high of 80 came against Vanderbilt back in January.

2017-18 MISSISSIPPI STATE NOTES

LOOKING FOR 4 STRAIGHT

■ Mississippi State enters Tuesday's game with Alabama having won three-consecutive SEC games.

A win against the Tide would make it four straight for the first time since 2008 when the Bulldogs won five in a row.

400 & COUNTING

■ At Florida on Jan. 10, sophomore guard **Tyson Carter** scored his 400th-career point.

In 55 games, he's averaging 8.1 points with a 9.0 average this year.

500 & COUNTING

■ Against Auburn, junior forward **Aric Holman** recorded his 500th-career point.

He has 571 for his career and is second on the team this season with his 11.4 average.

CHARGES TAKEN

■ Freshman forward **Nick Weatherspoon** has established himself as one of the top charge takers in the SEC.

In fact, there's only one player who has more charges than the Canton, Miss., native and that's Alabama's Herbert Jones with 18.

Name	School	Charges
Nick Weatherspoon	MSU	18
Herbert Jones	Alabama	18
Keith Stone	Florida	9

NOTE: Not all schools keep up with charges.

DUNKIN' BULLDOGS

■ Mississippi State had two dunks against Georgia to increase the total to 105 on the year, with Aric Holman throwing down a team-high 33.

Last season, the Bulldogs totaled 107 dunks, while Holman had 35.

FREE THROW IMPROVEMENT

■ For most of the year, freshman forward **Abdul Ado** has struggled at the free throw line.

He's currently 32 of 65 for a .492 shooting percentage.

However, in his last five games, he's made 10 of his 13 attempts (.869).



Aric Holman played in his 76th-consecutive game against Georgia and leads MSU with 33 dunks.



Nick Weatherspoon is tied for first in the SEC with his 18 charges taken and is third on the team with his 23 steals.



Abdul Ado leads MSU with his 45 blocked shots, the fifth most in the SEC and 39th most in the country.

2017-18 MISSISSIPPI STATE MISCELLANEOUS STATS/SEC STANDINGS

CHARTING THE BULLDOGS

Dunks			Tyson Carter		
Aric Holman	33		Nick Weatherspoon	3	
Abdul Ado	21		Abdul Ado	2	
Quinnndary Weatherspoon	13		Lamar Peters	1	
Nick Weatherspoon	11		How First Points Were Scored		
Xavian Stapleton	10		3-pointer	9	
Tyson Carter	5		Jumper	2	
E.J. Datcher	5		Layup	8	
KeyShawn Feazell	3		Free Throw	1	
Eli Wright	2		Dunk	3	
Charges Drawn			Final Three Minutes From FT Line		
Nick Weatherspoon	18		Q. Weatherspoon	14-17 (.824)	
Tyson Carter	3		Nick Weatherspoon	7-12 (.583)	
Lamar Peters	2		Aric Holman	4-6 (.667)	
Quinnndary Weatherspoon	1		Tyson Carter	2-4 (.500)	
T.J. Gray	1		Drew Davis	1-2 (.500)	
Point Distribution (%)			KeyShawn Feazell	1-2 (.500)	
Seniors	3 (0.2)		Abdul Ado	1-7 (.143)	
Juniors	751 (44.0)		Nick Singleton	0-1 (.000)	
Sophomores	502 (29.4)		TOTAL 30-51 (.588)		
Freshmen	451 (26.4)		Opponent Total 38-60 (.633)		
TOTAL: 1,707					
First Sub					
Xavian Stapleton	16				
E.J. Datcher	6				
Lamar Peters	5				
Schnider Herard	4				
Eli Wright	4				
Tyson Carter	3				
KeyShawn Feazell	1				
Scored First Points					
Aric Holman	8				
Quinnndary Weatherspoon	5				

DIFFERENCE BETWEEN WINNING AND LOSING

Wins	Stat	Losses
79.4	Points	59.5
63.6	Opp. Points	70.3
+15.8	Scoring Margin	-10.8
.501	FG%	.369
.402	Opp. FG%	.395
.315	3FG%	.244
.314	Opp. 3FG%	.344
.681	FT%	.700
.639	Opp. FT%	.734
38.4	Rebounds	37.5
32.5	Opp. Rebounds	39.3
+5.9	Rebound Margin	-1.8
14.6	Assists	10.3
13.4	Turnovers	14.2
+2.1	Turnover Margin	-3.3
7.5	Steals	5.5
6.0	Blocks	3.8

BULLDOGS IN SEC

CATEGORY	RANK
Scoring offense	9
Scoring defense	1
FG%	4
FG% defense	4
3PT FG%	14
3PT FG% defense	6
FT%	T11
Rebounds	5
Rebounds allowed	7
Rebound margin	7
Assists	9
Blocked shots	4
Steals	5
Turnover margin	T7
Assist/Turnover ratio	9

SEASON AND CAREER TOTALS

2017-18	Career	Schnider Herard	3 (2-1)	Nick Weatherspoon	2 (1-1)	2 (1-1)
Double-Digit Scoring		Xavian Stapleton	1 (1-0)	Tyson Carter	2 (2-0)	2 (2-0)
Q. Weatherspoon	19 (14-5) 64 (38-26)			Abdul Ado	1 (0-1)	1 (0-1)
Tyson Carter	7 (7-0) 18 (13-5)			5+ Block Games		
Aric Holman	15 (12-3) 27 (21-6)			Aric Holman		2 (2-0)
Lamar Peters	8 (6-2) 25 (15-10)			Schnider Herard	1 (1-0)	1 (1-0)
Schnider Herard	4 (2-2)			Abdul Ado	1 (1-0)	1 (1-0)
Eli Wright	1 (1-0) 3 (3-0)			2017-18 Career		
Xavian Stapleton	2 (2-0) 9 (6-3)			5+ Made Free Throws		
Nick Weatherspoon	16 (13-3) 16 (13-3)			Quinnndary Weatherspoon	6 (5-1) 17 (13-4)	
Abdul Ado	7 (4-3) 7 (4-3)			Aric Holman		2 (2-0)
E.J. Datcher	1 (1-0) 1 (1-0)			Lamar Peters	1 (1-0)	6 (3-3)
KeyShawn Feazell	1 (1-0) 1 (1-0)			Schnider Herard		2 (2-0)
20+ Points		Double-Doubles		Xavian Stapleton		1 (1-0)
Quinnndary Weatherspoon	6 (6-0) 16 (14-2)	Aric Holman	5 (3-2) 7 (5-2)	E.J. Datcher	1 (1-0)	1 (1-0)
Lamar Peters	2 (2-0) 6 (5-1)	Abdul Ado	3 (1-2) 3 (1-2)	Nick Weatherspoon	3 (3-0)	3 (3-0)
Tyson Carter	2 (2-0) 3 (2-1)	Quinnndary Weatherspoon	1 (1-0) 3 (3-0)	Tyson Carter	2 (2-0)	2 (2-0)
Aric Holman	2 (2-0) 2 (2-0)	Schnider Herard	2 (1-1) 2 (1-1)			
Nick Weatherspoon	1 (1-0) 1 (1-0)	Xavian Stapleton	1 (1-0) 1 (1-0)			
30+ Points		3+ 3-Pointers				
Tyson Carter	1 (1-0) 1 (1-0)	Tyson Carter	2 (2-0) 9 (7-2)			
10+ Rebounds		Quinnndary Weatherspoon	2 (1-1) 15 (9-6)			
Aric Holman	5 (3-2) 8 (6-2)	Lamar Peters	3 (2-1) 12 (7-5)			
Abdul Ado	5 (3-2) 5 (3-2)	Xavian Stapleton	2 (2-0) 4 (3-1)			
Quinnndary Weatherspoon	1 (1-0) 3 (3-0)	Nick Weatherspoon	2 (2-0) 2 (2-0)			
		Nick Singleton	1 (1-0) 1 (1-0)			
		Aric Holman	1 (0-1) 1 (0-1)			
		10+ 3-Point Attempt Games				
		Lamar Peters	2 (2-0)			
		Tyson Carter	3 (2-1) 5 (3-2)			
		3+ Steal Games				
		Quinnndary Weatherspoon	4 (4-0) 12 (9-3)			
		Lamar Peters	4 (3-1) 8 (5-3)			
		Xavian Stapleton	1 (1-0) 2 (2-0)			

Note: Record in games in ()



Ben Howland

22nd Season Overall | 3rd Season At Mississippi State
448-245 (47-39 at MSU)

- On March 23, 2015, Ben Howland was named the 20th head coach in Mississippi State history.
- In four different stints as a head coach, Howland has a 448-245 record – Northern Arizona (79-59), Pittsburgh (89-40), UCLA (233-107) and Mississippi State (47-39).
- Led UCLA to three-consecutive Final Fours.
- In 2006, the Bruins played Florida for the national championship.
- In 2008, Howland became one of three coaches in NCAA Division I history to win at least 30 games in three-straight seasons, joining Adolph Rupp (Kentucky 1947-49) and John Calipari (Memphis, 2006-08).
- During his 10-year tenure at UCLA, the Bruins went to the NCAA Tournament seven times and won four Pac-10 regular-season crowns, while having 18 players drafted by NBA teams.
- His 97 victories from 2006-08 stand as the most by any UCLA head coach in a three-year span.
- Has been a Conference Coach of the Year in the Pac-10, Big East and Big Sky.
- His final two years at Pitt, the Panthers went 57-11 and reached the Sweet 16 both years.
- In 2003, Pittsburgh won the Big East Tournament crown and held the nation's No. 2 ranking for eight weeks in the Associated Press poll before ending the year at No. 4.
- In 2002, Howland guided the Panthers to a school-record 29 wins en route to becoming the school's first coach in 26 years to garner National Coach of the Year honors.
- Howland's first coaching gig was at Northern Arizona, where his last three teams posted 20-plus win seasons, including a school-record 21 victories in 1997 en route to capturing the Big Sky regular-season title and played in the NIT.
- In 1998, Howland guided NAU to its first NCAA Tournament after capturing the Big Sky Tournament championship and second-straight regular-season crown.
- Howland spent one year as a graduate assistant at Gonzaga (1981) before becoming an assistant at California-Santa Barbara from 1982-94.
- Played two years at Santa Barbara College before transferring to Weber State, where he earned his degree in physical education in 1979.
- Howland and his wife, Kim, a former Weber State cheerleader, have two children – Meredith and Adam (Brittney) – and two grandsons, Benjamin Clark Howland II and Elijah Howland.



Howland's Year-By-Year Record

Northern Arizona (1994-99)

Year	Overall	Big Sky Record	Postseason
1995	9-17	4-10 (7th)	
1996	7-19	3-11 (7th)	
1997	21-7	13-1 (1st)	NIT First Round
1998	21-8	12-2 (1st)	NCAA First Round
1999	21-8	12-4 (2nd)	
Totals	79-59 (.572)	44-28 (.611)	

Pittsburgh (2000-03)

Year	Overall	Big East Record	Postseason
2000	13-15	5-11 (11th)	
2001	19-14	7-9 (5th West)	NIT Second Round
2002	29-6	13-3 (1st West)	NCAA Sweet 16
2003	28-5	13-3 (T1st West)	NCAA Sweet 16
Totals	89-40 (.690)	38-26 (.594)	

UCLA (2004-13)

Year	Overall	Pac-10/12 Record	Postseason
2004	11-17	7-11 (1T7th)	
2005	18-11	11-7 (T3rd)	NCAA First Round
2006	32-7	14-4 (1st)	NCAA Runner-up
2007	30-6	15-3 (1st)	NCAA Final Four
2008	35-4	16-2 (1st)	NCAA Final Four
2009	26-9	13-5 (2nd)	NCAA Second Round
2010	14-18	8-10 (T5th)	
2011	23-11	13-5 (2nd)	NCAA Second Round
2012	19-14	11-7 (T5th)	
2013	25-10	13-5 (1st)	NCAA First Round
Totals	233-107 (.685)	121-59 (.672)	

Mississippi State (2016-Present)

Year	Overall	SEC Record	Postseason
2016	14-17	7-11	
2017	16-16	6-12	
2018	17-6	5-5	
Totals	47-39 (.547)	18-28 (.391)	
OVERALL 448-245 (.646)			

1ST MSU WIN
EASTERN WASHINGTON
FEB. 13, 2015

5TH MSU WIN
TULANE
DEC. 19, 2015

1ST SEC WIN
OLE MISS
JAN. 23, 2016

10TH MSU WIN
ARKANSAS
FEB. 9, 2016

15TH WIN
NORFOLK STATE
NOV. 11, 2016

20TH MSU WIN
GEORGIA STATE
DEC. 4, 2016

25TH MSU WIN
ARKANSAS
JAN. 10, 2017

30TH MSU WIN
LSU
MARCH 8, 2017

40TH MSU WIN
LITTLE ROCK
DEC. 20, 2017

42
BIGGEST WIN
SOUTHERN MISS.
DEC. 19, 2016

45TH MSU WIN
MISSOURI
JAN. 27, 2018

UNDER BEN HOWLAND . . .

CATEGORY	2018	AT MSU
Leads at Halftime	14-2	35-5
Trails at Halftime	2-4	8-33
Is Tied at Halftime	1-0	4-1
Shoots 45% or better from the field	14-0	39-8
Shoots less than 45% from the field	3-6	8-31
Opp. shoots less than 45% from the field	13-6	34-19
Opp. shoots 45% or better from the field	4-0	13-20
Outrebounded (or ties) the opponent	13-3	31-13
Outrebounded by the opponent	4-3	16-26
More Assists (or ties) than the opponent	13-3	41-18
Fewer Assists than the opponent	4-3	6-21
Fewer (or ties) TOs than opponent	13-1	36-12
More TOs than opponent	4-5	11-27
Holds opponents to 65 points or less	11-2	27-5
In games decided by 10 points or less	7-3	20-26
All Games	17-6	47-39
Home Games	15-1	35-13
Road Games	1-5	5-21
Neutral-sites	1-0	7-5
Non-SEC Games	12-1	28-9
Non-SEC Home Games	11-0	22-3
Non-SEC Road Games	0-1	0-3
Non-SEC Neutral-site Games	1-0	6-3
SEC Games	5-5	18-28
SEC Home Games	4-1	13-10
SEC Road Games	1-4	5-18
SEC Tournament		1-2
November Games	6-0	13-5
December Games	6-1	15-4
January Games	4-5	10-16
February Games	1-0	6-11
March Games		3-3
Monday Games	1-0	3-1
Tuesday Games	2-2	5-13
Wednesday Games	3-1	7-6
Thursday Games	1-0	5-4
Friday Games	1-0	4-2
Saturday Games	7-3	17-13
Sunday Games	2-0	5-0
Overtime Games		0-2
Television Games	16-6	35-38

Alabama	2-5	Kent State	0-1	Rutgers	6-1
Alabama State	1-0	Kentucky	1-4	Sacramento State	7-2
Albany	1-0	Lehigh	0-1	Sam Houston State	2-1
Appalachian State	1-0	Little Rock	1-0	San Diego	0-3
Arizona	14-11	Long Beach State	3-1	San Diego State	0-1
Arizona State	17-8	Louisiana Tech	1-0	San Jose State	1-0
Arkansas	3-2	Loyola Marymount	3-2	Savannah State	1-0
Arkansas-Pine Bluff	1-0	LSU	4-1	Seton Hall	5-2
Auburn	1-2	Marist	1-0	Sonoma State	1-0
Belmont	1-0	Marquette	0-1	South Carolina	2-3
Boise State	1-4	Maryland	1-0	South Florida	0-1
Boston College	4-2	McNeese State	1-0	Southeast Louisiana	1-0
Butler	0-1	Memphis	1-2	Southern University	0-1
BYU	2-0	Mercer	1-0	Southern Cal	14-9
Cal Poly	2-2	Miami	3-4	Southern Illinois	1-0
Cal State Bakersfield	1-0	Miami (OH)	1-0	Southern Miss	2-0
Cal State Fullerton	1-1	Michigan	4-3	Southern Utah	3-1
Cal State Northridge	9-2	Michigan State	3-1	Southwest Texas	0-1
CSU San Bernardino	1-0	Middle Tenn. State	0-1	St. Bonaventure	2-0
California	17-10	Minnesota	0-1	St. Francis (N.Y.)	2-0
Central Conn. State	1-0	Mississippi State	0-2	St. Francis (Pa.)	4-0
Central Florida	0-1	Missouri-Kansas City	1-1	St. Johns	2-3
Chaminade (Hawaii)	3-0	MVSU	1-0	St. Martin's	1-0
Chicago State	1-0	Missouri	4-0	Stanford	14-7
Cincinnati	0-2	Missouri State	1-0	Stephen F. Austin	2-1
Co. of Notre Dame	1-0	Montana	6-5	Syracuse	4-5
Colorado	2-0	Montana State	9-3	Temple	1-0
Colorado College	2-0	Montana Tech	1-0	Tennessee	1-3
Colorado State	1-0	Morehead State	1-0	Tennessee Martin	2-0
Concordia (Calif.)	0-1	Morgan State	1-0	Texas	1-3
Connecticut	2-3	Morris Brown	1-0	Texas A&M	3-2
Coppin State	1-0	N. Mexico Highlands	1-0	Texas Arlington	1-1
Davidson	1-0	Nebraska	1-1	Texas El Paso	1-0
Dayton	1-0	Nevada	1-0	Texas Tech	0-2
Delaware State	2-0	New Mexico State	2-0	Texas Pan American	2-0
DePaul	1-0	New Orleans	2-0	Texas Southern	1-0
Drexel	1-0	Norfolk State	3-0	Tulane	1-0
Duquesne	3-1	North Carolina AT&T	1-0	UC Davis	3-0
East Carolina	0-1	North Carolina Central	1-0	UC Irvine	5-1
East Tennessee State	0-1	North Dakota State	1-0	UC Riverside	2-0
Eastern Illinois	1-0	North Florida	1-0	UC Santa Barbara	0-1
Eastern Washington	11-1	North Georgia	1-0	UCLA	0-1
Elon	1-0	Northern Arizona	1-0	UNLV	0-1
Florida	0-6	Northern Colorado	1-0	Utah	2-1
Florida A&M	1-0	Northwestern State	1-0	Vanderbilt	2-1
Florida International	2-1	Notre Dame	5-8	Vermont	1-0
Florida State	0-1	Oakland	2-0	Villanova	3-3
Fresno State	1-0	Occidental College	1-0	VCU	1-3
George Mason	1-0	Ohio State	2-0	Virginia Tech	2-0
George Washington	1-0	Ole Miss	1-4	Wagner	2-0
Georgetown	5-4	Oral Roberts	0-2	Washington	10-11
Georgia	2-4	Oregon	12-8	Washington State	18-3
Georgia State	1-0	Oregon State	17-4	Weber State	3-9
Georgia Tech	1-0	Pacific	1-0	West Virginia	5-4
Gonzaga	1-0	Penn State	2-1	Western Illinois	2-0
Green Bay	1-0	Pennsylvania	1-0	Western Kentucky	1-0
Idaho	1-3	Pepperdine	4-0	Western Oregon	1-0
Idaho State	8-3	Pittsburgh	1-0	Wright State	1-0
Illinois State	1-0	Portland	0-1	Wyoming	1-0
Indiana	2-0	Portland State	5-3	Xavier	1-0
Indiana State	1-0	Prairie View A&M	2-0	Yale	1-0
IUPUI	1-0	Providence	3-1	Youngstown State	1-0
Jacksonville State	1-0	Rhode Island	2-0		
James Madison	1-0	Richmond	1-0		
Kansas	1-3	Robert Morris	4-0		

TOTAL: 448-245

On The Bench . . .



George Brooks
8th Year

- Played for the Bulldogs from 1992-94.
- Helped develop forwards Arnett Moultrie, a first-round draft choice in the 2012 NBA draft and Gavin Ware, along with Jamarion Moon and Ronald Murray who went on to enjoy NBA careers.
- Named the second-best recruiter in the SEC by Sporting News this past summer.



Korey McCray
3rd Year

- Spent two seasons under Howland at UCLA.
- Worked with and created tailor-made offseason training programs for NBA talents such as Dwight Howard, John Wall, Javaris Crittenton, Anthony Morrow, Jarrett Jack, Jarvis Hayes, Von Wafer, Mario West and Damien Wilkins.
- In 2012, he was instrumental in UCLA landing the No. 1-ranked recruiting class.



Ernie Ziegler
3rd Year

- Spent six seasons at Central Michigan (2007-12) as head coach, leading the Chippewas to two Mid-American Conference West Division titles and a pair of Michigan MAC Trophies.
- He spent five seasons as an assistant under the tutelage of Howland at both Pittsburgh (2002-03) and UCLA (2004-06).
- From 1992 to 1997, Zeigler was the head AAU coach for Team Detroit.

MISSISSIPPI STATE BY THE NUMBERS

GAME-BY-GAME SPECIALTY STATS (MSU First)

<u>Opponent</u>	<u>Paint</u>	<u>Off TO</u>	<u>2nd Chance</u>	<u>Fast Break</u>	<u>Bench</u>
Alabama State	46/32	17/4	11/16	14/0	50/34
Florida A&M	42/22	25/9	4/5	14/9	26/12
Green Bay	48/22	21/17	10/4	8/2	22/33
Stephen F. Austin	36/24	17/12	9/10	6/6	6/23
Jacksonville State	40/28	4/14	7/10	4/2	11/19
North Dakota State	28/20	21/14	10/6	12/2	10/16
Dayton	24/26	21/15	2/6	2/4	13/6
North Georgia	46/30	18/5	11/12	8/4	45/25
Cincinnati	24/24	6/22	6/13	12/6	0/6
UT Martin	44/22	21/10	31/11	12/10	31/23
Little Rock	30/28	27/10	13/11	6/0	12/20
Southern Miss	28/20	15/26	6/12	4/2	28/7
North Florida	58/28	24/17	19/6	13/8	41/29
Arkansas	38/42	19/9	16/9	10/4	15/14
Ole Miss	30/24	7/14	11/15	4/8	23/39
Florida	30/22	16/18	12/16	0/7	10/17
Auburn	30/18	10/19	13/9	10/2	16/13
Vanderbilt	42/44	17/6	7/2	10/4	23/31
Alabama	28/38	6/19	13/20	2/4	18/17
Kentucky	34/36	18/9	13/9	12/6	19/15
Missouri	46/34	24/11	11/9	12/0	17/20
South Carolina	38/26	13/21	9/12	10/8	22/15
Georgia	34/20	13/13	13/8	6/2	5/20

GAME-BY-GAME LEAD/DEFICIT

<u>Opponent</u>	<u>Largest Lead</u>	<u>Largest Deficit</u>	<u>Final Score</u>
Alabama State	35 (76-41, 2nd)	1 (0-1, 1st)	W, 96-68
Florida A&M	36 (79-43, 2nd)	Never Trailed	W, 79-48
Green Bay	16 (24-8, 1st)	Never Trailed	W, 77-68
Stephen F. Austin	16 (68-52, 2nd)	8 (32-40, 1st)	W, 80-75
Jacksonville State	4 (4-0, 1st)	8 (33-41, 2nd)	W, 59-56
North Dakota State	27 (81-54, 2nd)	Never Trailed	W, 83-59
Dayton	21 (41-20, 2nd)	1 (5-6, 1st)	W, 61-59
North Georgia	38 (92-54, 2nd)	Never Trailed	W, 95-62
Cincinnati	3 (3-0, 1st)	19 (33-53)	L, 65-50
UT Martin	38 (90-52, 2nd)	2 (4-6, 1st)	W, 92-61
Little Rock	22 (62-40, 2nd)	3 (0-3, 1st)	W, 64-48
Southern Miss	11 (26-15, 1st)	4 (49-53, 2nd)	W, 70-64
North Florida	28 (109-81, 1st)	4 (2-6, 1st)	W, 109-81
Arkansas	4 (32-28, 1st)	8 (42-50, 2nd)	W, 78-75
Ole Miss	13 (33-20, 1st)	6 (58-64, 2nd)	L, 64-58
Florida	5 (7-2, 1st)	23 (42-65, 2nd)	L, 71-54
Auburn	13 (39-26, 2nd)	11 (54-65, 2nd)	L, 76-68
Vanderbilt	21 (75-54, 2nd)	Never Trailed	W, 80-62
Alabama	Never Led	20 (19-39, 2nd)	L, 68-62
Kentucky	6 (11-5, 1st)	13 (78-65, 2nd)	L, 78-65
Missouri	12 (62-50, 2nd)	7 (10-17, 1st)	W, 74-62
South Carolina	9 (57-48, 2nd)	4 (30-34, 1st)	W, 81-76
Georgia	19 (51-32, 2nd)	Never Trailed	W, 72-57

Mississippi State Scoring By The Half

<u>Team</u>	<u>1st Half</u>	<u>2nd Half</u>	<u>OT</u>
Alabama State	58	31	
Florida A&M	28	51	
Green Bay	40	37	
Stephen F. Austin	32	48	
Jacksonville State	25	34	
North Dakota State	29	54	
Dayton	35	26	
North Georgia	53	42	
Cincinnati	25	25	
UT Martin	39	53	
Little Rock	26	38	
Southern Miss	36	34	
North Florida	47	62	
Arkansas	32	46	
Ole Miss	34	24	
Florida	28	26	
Auburn	35	33	
Vanderbilt	37	43	
Alabama	22	40	
Kentucky	36	29	
Missouri	31	43	
South Carolina	37	44	
Georgia	37	35	

Lowest First Half: 25, Jacksonville State, Cincinnati

Highest First Half: 58, Alabama State

Lowest 2nd Half: 24, Ole Miss

Highest 2nd Half: 62, North Florida

Opponent Scoring By The Half

<u>Team</u>	<u>1st Half</u>	<u>2nd Half</u>	<u>OT</u>
Alabama State	31	37	
Florida A&M	17	31	
Green Bay	32	36	
Stephen F. Austin	40	35	
Jacksonville State	29	27	
North Dakota State	24	35	
Dayton	20	39	
North Georgia	26	36	
Cincinnati	35	30	
UT Martin	33	28	
Little Rock	23	25	
Southern Miss	26	37	
North Florida	43	38	
Arkansas	28	47	
Ole Miss	28	36	
Florida	33	38	
Auburn	33	52	
Vanderbilt	25	37	
Alabama	41	27	
Kentucky	38	40	
Missouri	31	31	
South Carolina	36	40	
Georgia	21	36	

Lowest First Half: 17, Florida A&M

Highest First Half: 47, Arkansas

Lowest 2nd Half: 25, Little Rock

Highest 2nd Half: 52, Auburn

MISSISSIPPI STATE BY THE NUMBERS

MSU'S 2017-18 RECORD WHEN . . .

Leads at Halftime	14-2
Trails at Halftime	2-4
Is Tied at Halftime	1-0
Shoots 45% or better from the field	14-0
Shoots less than 45% from the field	3-6
Opp. shoots less than 45% from the field	13-6
Opp. shoots 45% or better from the field	4-0
Outrebounds (or ties) the opponent	13-3
Outrebounded by the opponent	4-3
More Assists (or ties) than the opponent	13-3
Fewer Assists than the opponent	4-3
Fewer (or ties) TOs than opponent	13-1
More TOs than opponent	4-5
Holds opponents to 65 points or less	11-2
In games decided by 10 points or less	7-3

MSU'S 2017-18 RECORD IN . . .

All Games	17-6
Home Games	15-1
Road Games	1-5
Neutral-sites	1-0
Non-SEC Games	12-1
Non-SEC Home Games	11-0
Non-SEC Road Games	0-1
Non-SEC Neutral-site Games	1-0
SEC Games	5-5
SEC Home Games	4-1
SEC Road Games	1-4
SEC Tournament	
November Games	6-0
December Games	6-1
January Games	4-5
February Games	1-0
March Games	
Monday Games	1-0
Tuesday Games	2-2
Wednesday Games	3-1
Thursday Games	1-0
Friday Games	1-0
Saturday Games	7-3
Sunday Games	2-0
Overtime Games	
Television Games	16-6
Games vs. Ranked Opponents	1-2

MISC. 2017-18 TEAM STATS

Largest Lead Surrendered in Loss:

13, Ole Miss (1-6-18), Auburn (1-13-18)

Largest Deficit Overcome in Win:

8, Stephen F. Austin (11-22-17),
Jacksonville St. (11-26-17) and Arkansas (1-2-18)

Largest Lead at Anytime:

38, North Georgia (12-09-17) and
UT Martin (12-12-17)

Largest Deficit Anytime:

20, Alabama (1-20-18)

MISCELLANEOUS MSU INDIVIDUAL STATISTICS

Games Scoring in Double Figures: Q. Weatherspoon 19, N. Weatherspoon 16, Holman 15, Peters 8, Carter 7, Ado 7, Stapleton 2, Wright, Datcher, Feazell

Games Scoring 20-plus Points: Q. Weatherspoon 6, Carter 2, Holman 2, N. Weatherspoon, Peters

Games Scoring 30-plus Points: Carter

Games Rebounding in Double Figures: Ado 5, Holman 5, Q. Weatherspoon

Games With Double Figures in Assists: Q. Weatherspoon

Games With Double-Doubles: Holman 5, Ado 3, Q. Weatherspoon

Games With Triple-Doubles:

Games As Team High Scorer (or co-leader): Q. Weatherspoon 12, Holman 4, Peters 4, Carter 3, N. Weatherspoon 3, Ado, Stapleton

Games As Team High Rebounder (or co-leader): Ado 11, Holman 9, Q. Weatherspoon 3, Peters, Stapleton

Games As Team Leader in Assists (or co-leader): Q. Weatherspoon 15, Peters 11, N. Weatherspoon 5, Carter

Games As Team Leader in Steals (or co-leader): Q. Weatherspoon 10, Peters 7, Ado 6, Stapleton 5, Tyson Carter 4, N. Weatherspoon 3, Datcher

Games As Team Leader in Blocks (or co-leader): Ado 13, Holman 6, Stapleton 3, Peters 2, Wright 2, Herard, Datcher, Q. Weatherspoon

Games As Team Leader in Turnovers (or co-leader): Q. Weatherspoon 11, Ado 10, Peters 8, N. Weatherspoon 4, Holman 3, Stapleton, Singleton, Carter

MSU'S RECORD BY STARTING LINEUP

N. Weatherspoon, Q. Weatherspoon, Carter, Holman, Ado 11-5

N. Weatherspoon, Q. Weatherspoon, Peters, Holman, Ado 5-1

GAME-BY-GAME STARTERS

<u>Opponent</u>	<u>Date</u>	<u>Guard</u>	<u>Guard</u>	<u>Guard</u>	<u>Forward</u>	<u>Forward</u>	<u>Record</u>
Alabama State	11-10-17	W'Spoon	W'Spoon	Peters	Stapleton	Datcher	1-0
Florida A&M	11-18-17	W'Spoon	W'Spoon	Peters	Holman	Ado	2-0
Green Bay	11-20-17	W'Spoon	W'Spoon	Peters	Holman	Ado	3-0
Stephen F. Austin	11-22-17	W'Spoon	W'Spoon	Carter	Holman	Ado	4-0
Jacksonville State	11-26-17	W'Spoon	W'Spoon	Carter	Holman	Ado	5-0
North Dakota State	11-30-17	W'Spoon	W'Spoon	Carter	Holman	Ado	6-0
Dayton	12-03-17	W'Spoon	W'Spoon	Carter	Holman	Ado	7-0
North Georgia	12-09-17	W'Spoon	W'Spoon	Carter	Holman	Ado	8-0
Cincinnati	12-12-17	W'Spoon	W'Spoon	Carter	Holman	Ado	8-1
UT Martin	12-16-17	W'Spoon	W'Spoon	Carter	Holman	Ado	9-1
Little Rock	12-20-17	W'Spoon	W'Spoon	Carter	Holman	Ado	10-1
Southern Miss	12-23-17	W'Spoon	W'Spoon	Carter	Holman	Ado	11-1
North Florida	12-30-17	W'Spoon	W'Spoon	Carter	Holman	Ado	12-1
Arkansas	01-02-18	W'Spoon	W'Spoon	Carter	Holman	Ado	13-1
Ole Miss	01-06-18	W'Spoon	W'Spoon	Carter	Holman	Ado	13-2
Florida	01-10-18	W'Spoon	W'Spoon	Carter	Holman	Ado	13-3
Auburn	01-13-18	W'Spoon	W'Spoon	Carter	Holman	Ado	13-4
Vanderbilt	01-16-18	W'Spoon	W'Spoon	Carter	Holman	Ado	14-4
Alabama	01-20-18	W'Spoon	W'Spoon	Carter	Holman	Ado	14-5
Kentucky	01-23-18	W'Spoon	W'Spoon	Peters	Holman	Ado	14-6
Missouri	01-27-18	W'Spoon	W'Spoon	Peters	Holman	Ado	15-6
South Carolina	01-31-18	W'Spoon	W'Spoon	Peters	Holman	Ado	16-6
Georgia	02-03-18	W'Spoon	W'Spoon	Peters	Holman	Ado	17-6
Alabama							
Missouri							
Vanderbilt							
Ole Miss							
Texas A&M							
South Carolina							
Tennessee							
LSU							

2017-18 Win-Loss Differential

Diff.	1	2	3	4	5	6	7	8	9	10	11	12	13	14	15	16	17	18	19	20	21	22	23	24	25+
Won		1	2		2	1			1			1			1	1		1						1	5
Lost						2		1					1	1		1									

THE LAST TIME . . .

THE LAST TIME AN MSU PLAYER ...

Scored 30 or more points in a game:

32, Ravern Johnson vs. Tenn. St. (11-12-10)

Scored 33 or more points in a game:

33, Craig Sword at LSU (2-19-14)

Scored 34 or more points in a game:

34, Arnett Moultrie vs. UMass (3-13-12)

Scored 35 or more points in a game:

35, Tyson Carter vs. NDSU (11-30-17)

Scored 37 or more points in a game:

39, Jeff Malone vs. Alabama (1-31-83)

Scored 40 or more points in a game:

40, Rickey Brown vs. Auburn (3-7-77)

Scored 20+ points in back-to-back games:

Quinnndary Weatherspoon 21 vs. UT Martin (12-16-17); 21 vs. Little Rock (12-20-17)

Scored 20+ points in three-consecutive games:

Craig Sword (24 vs. Loyola, 12-01-13; 24 vs. TCU, 12-05-13; 22 vs. SELA, 12-13-13)

Scored 20+ points in five-consecutive games:

Jeff Malone, 1982-83 (11 consecutive)

Scored 30+ points in back-to-back games:

Jeff Malone (36 at Ole Miss & 30 vs. Georgia, 1982-83)

Scored 30+ points in three-consecutive games:

Jeff Malone (33 at LSU; 36 at Ole Miss & 30 vs. Georgia, 1982-83)

Two players score 20+ points in same game:

Nick Weatherspoon, 22; Quinnndary Weatherspoon, 22 vs. Arkansas (1-02-18)

Made 10 field goals in a game:

10, Aric Holman vs. North Florida (12-30-17)

Made 11 field goals in a game:

11, Q. Weatherspoon, Missouri (1-25-17)

Made 12 field goals in a game:

12, Tyson Carter, NDSU (11-30-17)

Made 13 field goals in a game:

13, Horatio Webster vs. SW Missouri St. (11-23-97)

Made 14 field goals in a game:

14, Cameron Burns at Georgia (1-17-90)

Made 15 or more field goals in a game:

16, Raymond Brown vs. Florida (3-2-85)

Attempted 20 field goals in a game:

20, Ravern Johnson vs. St. Mary's (12-29-10)

Attempted 21 or more field goals in a game:

21, Dee Bost vs. Kentucky (2-16-10)

Attempted 23 or more field goals in a game:

23, Arnett Moultrie vs. UMass (3-13-12)

Attempted 25 field goals in a game:

25, Chuck Evans at Alabama (3-6-93)

Attempted 26 field goals in a game:

26, Tony Watts at Ole Miss (2-22-92)

Attempted 27 or more field goals in a game:

28, Jeff Malone vs. Vanderbilt (1-8-83)

Made six 3-pointers in a game:

6, Tyson Carter vs. Dayton (12-3-17)

Made seven 3-pointers in a game:

7, Lamar Peters vs. Missouri (1-25-17)

Made eight or more 3-pointers in a game:

8, Winsome Frazier vs. UMKC (11-23-04)

Attempted 11 3-pointers in a game:

11, Dee Bost vs. Detroit (12-17-11)

Attempted 12 3-pointers in a game:

12, Ravern Johnson vs. ETSU (12-11-10)

Attempted 13 or more 3-pointers in a game:

13, Dee Bost vs. Troy (12-10-11)

Attempted 16 or more 3-pointers in a game:

17, Darryl Wilson vs. Alabama (3-4-95)

Made 14 or more free throws in a game:

14, Trivante Bloodman vs. Auburn (2-15-14)

Made 15 or more free throws in a game:

15, Craig Sword vs. Ole Miss (1-11-14)

Attempted 17 free throws in a game:

17, Jarvis Varnado at Houston (12-19-09)

Attempted 18 free throws in a game:

18, Craig Sword vs. Ole Miss (1-11-14)

Attempted 19 free throws in a game:

19, Carl Nichols vs. SE La. (12-1-88)

Had 16 rebounds in a game:

16, Gavin Ware vs. Maryland ES (1-2-14)

Had 17 rebounds in a game:

17, Gavin Ware at Auburn (1-21-15)

Had 18 or more rebounds in a game:

21, Wesley Morgan vs. SE La. (11-28-05)

Had 22 or more rebounds in a game:

23, Rickey Brown vs. Vanderbilt (12-6-79)

Had 24 or more rebounds in a game:

24, Wiley Peck vs. Alabama (1-27-79)

Had 10 or more offensive rebounds in a game:

11, Arnett Moultrie vs. Northwestern State (12-22-11)

Had 10 or more defensive rebounds in a game:

10, Aric Holman vs. Vanderbilt (1-16-18)

Had 13 or more defensive rebounds in a game:

13, Colin Borchert (3-9-13)

Had 15 or more defensive rebounds in a game:

15, Jarvis Varnado at San Diego (12-31-09)

Had 10 assists in a game:

10, Q. Weatherspoon vs. NDSU (11-30-17)

Had 11 assists in a game:

11, I.J. Ready vs. No. Colorado (12-23-15)

Had 13 assists in a game:

13, I.J. Ready vs. LSU (3-4-17)

Had 14 assists in a game:

14, Gary Ervin vs. Florida A&M (12-20-04)

Had 15 or more assists in a game:

16, Chuck Evans at UMKC (2-23-93)

Had 10 or more turnovers in a game:

10, Charles Rhodes vs. Nicholls (11-11-06)

Had five or more blocks in a game:

5, Abdul Ado vs. Stephen F. Austin (11-22-17)

Had six or more blocks in a game:

6, Schneider Herard vs. Fla. A&M (11-18-17)

Had seven blocks in a game:

7, Jarvis Varnado at LSU (2-20-10)

Had eight blocks in a game:

8, Jarvis Varnado vs. Alabama (2-24-10)

Had nine blocks in a game:

9, Jarvis Varnado at Vanderbilt (2-3-10)

Had 10 blocks in a game:

10, Jarvis Varnado vs. Arkansas (1-14-10)

Had 10+ blocks in two consecutive games:

Jarvis Varnado (10 vs. Georgia & 10 vs. Kentucky, 2007-08)

Had five steals in a game:

5, Lamar Peters vs. Texas A&M (1-14-17)

Had six or more steals in a game:

7, Craig Sword vs. Ole Miss (1-11-14)

LAST TIME AN MSU TEAM...

Scored 100 or more points:

109 vs. North Florida (12-30-17)

Scored 100 or more points in an SEC game:

105 vs. Auburn (3-2-04)

Allowed 100 or more points in an SEC game:

115 at Arkansas (2-20-93)

Allowed 100 or more points in non-SEC play:

105 vs. Miami (11-19-15)

Was held to 52 points or less:

52 vs. Florida (2-18-17)

Was held to 50 points:

50 vs. Cincinnati (12-12-17)

Was held to 49 points or less:

48 vs. Vanderbilt (2-25-17)

Was held to 45 points or less:

41 at Georgia (2-7-15)

Was held to 40 points or less:

36 vs. Missouri (2-13-13)

Was held to 35 points or less:

31 vs. Vanderbilt (2-23-13)

Was held to fewer than 10 points in a half:

9 at Arkansas, first (2-7-15)

Held opponent to 59 points or less:

57 vs. Georgia (2-3-18)

Held opponent to 56 points or less:

56 vs. Jacksonville State (11-26-17)

Held opponent to 55 points or less:

52 vs. LSU-SECT (3-08-17)

Held opponent to 50 points or less:

48 vs. Little Rock (12-20-17)

Held opponent to 45 points or less:

44 vs. Southern Miss (12-19-16)

Held opponent to 42 points or less:

42 vs. Texas-San Antonio (12-4-12)

Held opponent to 39 points or less:

39 at LSU (1-9-08)

Shot 50 percent or better from the field:

.509 [27-53] vs. Georgia (2-3-18)

Shot 55 percent or better from the field:

.558 [24-43] vs. Stephen F. Austin (11-22-17)

Shot 60 percent or better from the field:

.620 [44-71] vs. North Florida (12-30-17)

Shot 65 percent or better from the field:

.660 [35-53] vs. Western Kentucky (1-5-09)

Was held to less than 35 percent from the field:

.349 [22-63] at Ole Miss (1-6-18)

Was held to less than 30 percent from the field:

.298 [14-47] vs. Vanderbilt (2-25-17)

Was held to less than 25 percent from the field:

.175 [7-40] vs. Vanderbilt (2-23-13)

Held opp. to 35 percent or less from the field:

.339 [21-62] at Ole Miss (1-6-18)

Held opp. to 30 percent or less from the field:

.281 [18-64] vs. Florida A&M (11-18-17)

Held opp. to 25 percent or less from the field:

.231 [15-65] vs. Southern Miss (12-19-16)

Opponent shot 50 percent or better:

.516 [32-62] Arkansas (1-2-18)

Opponent shot 60 percent or better:

.623 [33-53] Missouri (3-1-14)

Made 35 or more field goals:

37 vs. North Georgia (12-9-17)

Made 40 or more field goals:

44 vs. North Florida (12-30-17)

Made fewer than 15 field goals:

14 at Vanderbilt (2-25-17)

Attempted 70 or more shots from the field:

71 vs. North Florida (12-30-17)

Attempted 80 or more shots from the field:

80 at Alabama (2-21-09)

Attempted just 40 shots from the field:

40 vs. Vanderbilt (2-23-13)

Attempted 39 or fewer shots from the field:

39 at Vanderbilt (3-4-15)

Attempted 35 or fewer shots from the field:

34 vs. Tennessee (2-3-15)

Made 10 or more 3-pointers:

11 vs. UT Martin (12-16-17)

Made 12 3-pointers:

12 vs. Missouri (1-25-17)

Made 13 3-pointers:

13 vs. North Georgia (12-09-17)

Made 15 3-pointers:

15 vs. North Carolina A&T (12-12-10)

Made 16 3-pointers:

16 vs. Troy (12-10-11)

Made 17 3-pointers:

17 vs. Southern Miss (12-19-16)

Did not make a 3-pointer:

[0-10] at Arkansas (2-7-15)

Made just one 3-pointer:

vs. Tennessee (1-7-15)

Made just two 3-pointers:

vs. Alabama-SECT (3-9-17)

Opponent made 15 or more 3-pointers:

16, Arkansas (1-9-16)

Opponent made just one 3-pointer:

vs. LSU-SECT (3-8-17)

Attempted nine 3-pointers or less:

9 vs. Tennessee (1-7-15)

Attempted six 3-pointers or less:

6 at Ole Miss (1-29-03)

THE LAST TIME (CONTINUED) . . .

Attempted 25 3-pointers:

25 vs. Little Rock (12-20-17)

Attempted 26 3-pointers:

26 at South Carolina (2-28-17)

Attempted 27 3-pointers:

27 vs. South Carolina (2-11-17)

Attempted 28 3-pointers:

28 vs. Dayton (12-3-17)

Attempted 29 or more 3-pointers:

29 vs. Kentucky (1-23-18)

Attempted 30 or more 3-pointers:

33 vs. UT Martin (12-16-17)

Attempted 35 or more 3-pointers:

35 vs. Kentucky (2-16-10)

Made 31 or more free throws:

31 vs. Auburn (1-22-14)

Made 40 or more free throws:

41 vs. LSU (2-11-09)

Made 50 or more free throws:

52 vs. LSU (2-11-09)

Made fewer than five free throws:

4 vs. Dayton (12-3-17)

Made only 1 free throw:

1 vs. Florida (1-30-14)

Opponent made 30 or more free throws:

34, Ole Miss (2-18-17)

Attempted 30 or more free throws:

34 vs. Auburn (2-7-17)

Attempted 35 or more free throws:

35 vs. Stephen F. Austin (11-22-17)

Attempted 40 or more free throws:

40 vs. Arkansas (1-2-18)

Attempted 45 or more free throws:

45 vs. Florida A&M (12-17-13)

Attempted fewer than 10 free throws:

7 at Florida (1-10-18)

Opponent attempted 40 or more free throws:

44, Ole Miss (2-18-17)

Had 50 or more rebounds:

53 vs. UT Martin (12-16-17)

Had 55 or more rebounds:

55 vs. Tennessee (2-4-17)

Had 58 or more rebounds:

58 vs. Troy (12-10-05)

Had 59 or more rebounds:

59 at Houston (12-19-09)

Had fewer than 25 rebounds:

21 vs. McNeese State (12-30-14)

Had 20 or fewer rebounds:

20 at Kentucky (1-12-16)

Had 20 or more assists:

20 vs. Vanderbilt (1-16-18)

Had 21 or more assists:

24 vs. North Florida (12-30-17)

Had 25 or more assists:

25 vs. St. Bonaventure (12-05-09)

Had 30 or more assists:

30 vs. Troy (12-10-11)

Had 5 Assists:

5, Florida State (12-16-15)

Had Fewer Than 5 Assists:

4, Tennessee (1-2-15)

Had 20 or more turnovers:

20 at South Carolina (2-28-17)

Had 21 or more turnovers:

22 vs. Ole Miss (2-18-17)

Had 23 or more turnovers:

23 vs. Arkansas (2-21-15)

Had 24 or more turnovers:

24 vs. Dayton (12-3-17)

Had 25 turnovers:

26 vs. Mississippi Valley State (11-17-14)

Had 29 or more turnovers:

29 at Arkansas (1-23-13)

Had 30 or more turnovers:

31 at Kentucky (1-7-97)

Had 34 or more turnovers:

34 at Evansville (12-17-75)

Had fewer than 10 turnovers:

7 vs. Arkansas (1-2-18)

Had five or fewer turnovers:

4 vs. Vanderbilt (1-16-18)

Forced 25 or more turnovers:

26 vs. Dayton (12-3-17)

Had 10 blocked shots:

10 vs. Stephen F. Austin (11-22-17)

Had 11 blocked shots:

11 vs. Southern Miss (12-19-16)

Had 12 blocked shots:

12 at South Carolina (1-26-16)

Had 13 blocked shots:

13 vs. Florida A&M (11-18-17)

Had 14 blocked shots:

14 vs. Texas-Pan American (11-24-09)

Had 16 blocked shots:

16 vs. Georgia (1-12-08)

Had 10 steals:

10 vs. Missouri (1-23-18)

Had 11 steals:

11 vs. Little Rock (12-20-17)

Had 12 steals:

12 vs. LSU-SECT (3-8-17)

Had 13 steals:

13 vs. Dayton (12-3-17)

Had 14 steals:

14 vs. South Carolina (1-9-13)

Had 15 steals:

15 vs. Florida Gulf Coast (12-19-13)

Had 17 or more steals:

17 vs. Oregon State (12-01-16)

Had 20 or more steals:

20 vs. Nicholls State (11-17-01)

Had 1 steal or less:

1 vs. Vanderbilt (3-11-11)

MISSISSIPPI STATE IN OVERTIME

Mississippi State In Overtime Games

This Season	0-0
Overall Overtime Record	60-51
<i>Home Overtime Record</i>	34-23
<i>Road Overtime Record</i>	18-20
<i>Neutral Site Overtime Record</i>	8-8
Humphrey Coliseum Overtime Record	25-18
SEC Tournament Overtime Record	2-5
Double Overtime Record	6-5
Four Overtime Record	1-1
Postseason Overtime Record	1-0
Last OT Played (1OT)	vs. Ole Miss (L, 87-82, 2/18/17)
Last Double OT	vs. UMass (L, 101-96, 3/13/12)
Last Triple OT	vs. Alabama (L, 79-78, 2/27/71)
Last Four OT	vs. Ole Miss (W, 104-102, 1/24/90)

Mississippi State Coaches In Overtime Games

Babe McCarthy	6-5	Bob Boyd	3-4
<i>Home Overtime Record</i>	2-2	<i>Home Overtime Record</i>	2-1
<i>Road Overtime Record</i>	2-2	<i>Road Overtime Record</i>	1-2
<i>Neutral Site Overtime Record</i>	2-1	<i>Neutral Site Overtime Record</i>	0-1
Joe Dan Gold	5-3	Richard Williams	15-11
<i>Home Overtime Record</i>	3-3	<i>Home Overtime Record</i>	7-3
<i>Road Overtime Record</i>	1-0	<i>Road Overtime Record</i>	5-5
<i>Neutral Site Overtime Record</i>	1-0	<i>Neutral Site Overtime Record</i>	3-3
Kermit Davis	8-6	Rick Stansbury	15-16
<i>Home Overtime Record</i>	5-3	<i>Home Overtime Record</i>	7-6
<i>Road Overtime Record</i>	3-3	<i>Road Overtime Record</i>	6-7
		<i>Neutral Site Overtime Record</i>	2-3
Ron Greene	2-0	Rick Ray	3-1
<i>Home Overtime Record</i>	2-0	<i>Home Overtime Record</i>	3-1
Jim Hatfield	3-3	Ben Howland	0-2
<i>Home Overtime Record</i>	3-2	<i>Home Overtime Record</i>	0-2
<i>Road Overtime Record</i>	0-1		

OVERTIME FOES

TEAM	RECORD	TEAM	RECORD
Alabama	6-7	Southern Mississippi	1-0
Alaska-Fairbanks	1-0	SW Louisiana	1-0
Arkansas	2-1	South Alabama	1-0
Auburn	6-4	South Carolina	3-0
Baylor	1-0	Tennessee	6-2
BYU	0-1	Texas	1-0
California	0-1	Texas A&M	1-1
Drake	1-0	Troy	2-0
Florida	0-3	Tulane	0-1
Florida State	1-0	UAB	0-1
Georgia	3-3	UMass	0-1
Georgia Tech	1-0	Vanderbilt	2-5
Houston	0-1		
Idaho	0-1		
Kentucky	4-5		
Loyola	1-0		
LSU	3-4		
Memphis	1-0		
Missouri-Kansas City	0-1		
Montana	1-0		
Morehead State	1-0		
NE Louisiana	0-1		
Northwestern State	0-1		
Oklahoma	1-0		
Ole Miss	6-4		
Old Dominion	0-1		
San Diego	0-1		
Santa Clara	2-0		

0 NICK WEATHERSPOON



@Nick_Gotti0

Freshman | Guard

6-2 | 195

Canton, Miss.

Velma Jackson HS

Season Highs

Points: 22, Arkansas (1-2-18)
FGM: 7, 3x, vs. Georgia (2-3-18)
FGA: 13, twice, at South Carolina (1-31-18)
3FGM: 3, twice, UT-Martin (12-16-17)
3FGA: 6, Stephen F. Austin (11-22-17)
FTM: 7, Arkansas (1-2-18)
FTA: 10, Arkansas (1-2-18)
Rebounds: 6, North Florida (12-30-17)
Assists: 5, Florida A&M (11-18-17)
Blocks: 2, Arkansas (1-2-18)
Steals: 3, twice, at Cincinnati (12-12-17)
Minutes: 37, Stephen F. Austin (11-22-17)

Weatherspoon's Notes . . .

- Made his collegiate debut against Alabama State and scored 11 points as a starter.
- Has scored in double-digits in 16 games, with season-best 22 coming in SEC opener against Arkansas.
- Has started every game this season.
- Career-high 6 rebounds against North Florida.
- Has scored in double digits the last four games.
- Named SEC Freshman of the Week on Monday.

2017-18 Game-By-Game

Opponent		MIN	FG	Pct.	3FG	Pct.	FT	Pct.	O-D-R	PF	A	TO	B	S	PTS
N10 Alabama State	*	25	3-8	.375	1-1	1.000	4-4	1.000	0-3-3	0	3	0	0	0	11
N18 Florida A&M	*	32	5-10	.500	1-3	.333	1-3	.333	0-5-5	1	5	2	1	1	12
N20 Green Bay	*	28	3-7	.429	1-3	.333	3-4	.750	0-5-5	3	4	3	0	1	10
N22 Stephen F. Austin	*	37	4-9	.444	3-6	.500	4-5	.800	0-0-0	2	3	1	1	0	15
N26 Jacksonville State	*	30	5-9	.556	1-2	.500	1-3	.333	0-1-1	1	1	0	0	0	12
N30 North Dakota State	*	31	5-9	.556	1-3	.333	1-1	1.000	0-4-4	0	2	2	0	1	12
D3 Dayton	*	31	3-7	.429	0-3	.000	0-2	.000	0-1-1	4	1	2	1	3	6
D9 North Georgia	*	24	4-8	.500	0-2	.000	1-1	1.000	0-3-3	0	4	0	0	2	9
D12 Cincinnati	*	26	6-11	.545	0-1	.000	0-0	.000	0-1-1	2	2	2	0	3	12
D16 UT Martin	*	26	4-7	.571	3-4	.750	0-0	.000	0-4-4	1	1	2	0	2	11
D20 Little Rock	*	23	3-9	.333	2-5	.400	0-0	.000	1-3-4	2	1	1	0	1	8
D23 Southern Miss	*	29	2-4	.500	1-2	.500	5-7	.714	1-2-3	2	0	0	0	1	10
D30 North Florida	*	27	3-5	.600	0-1	.000	5-6	.833	1-5-6	0	4	3	0	1	11
J2 Arkansas	*	33	7-10	.700	1-3	.333	7-10	.700	0-4-4	1	2	0	2	2	22
J6 Ole Miss	*	32	3-10	.300	0-3	.000	3-6	.500	0-2-2	3	0	1	0	0	9
J10 Florida	*	32	2-9	.222	0-2	.000	3-4	.750	0-1-1	2	3	0	0	1	7
J13 Auburn	*	28	3-10	.300	0-3	.000	4-6	.667	0-3-3	4	3	0	0	0	10
J16 Vanderbilt	*	21	1-7	.143	0-3	.000	0-0	.000	0-3-3	1	4	0	0	0	2
J20 Alabama	*	25	2-9	.222	1-4	.250	2-2	1.000	0-1-1	2	1	2	0	1	7
J23 Kentucky	*	22	4-8	.500	1-3	.333	1-2	.500	1-3-4	2	0	2	0	0	10
J27 Missouri	*	32	5-13	.385	1-3	.333	1-2	.500	0-4-4	1	3	1	0	1	12
J31 South Carolina	*	33	7-13	.538	1-3	.333	2-2	1.000	1-1-2	1	3	0	0	2	17
F3 Georgia	*	26	7-9	.778	0-1	.000	0-0	.000	0-4-4	2	1	0	0	0	14
F6 Alabama															
F10 Missouri															
F14 Vanderbilt															
F17 Ole Miss															
F20 Texas A&M															
F24 South Carolina															
F27 Tennessee															
M3 LSU															

CAREER STATS FOR NICK WEATHERSPOON

Year	GP-GS	Min/Avg	FG-FGA	Pct	3FM-3GA	Pct	FT-FTA	Pct	Rebs	PF-D	Ast	TO	Blk	Stl	Pts/Avg
2017-18	23-23	653/28.4	91-201	.453	19-64	.297	48-70	.686	68-3.0	37-0	51	24	5	23	249/10.8

1 LAMAR PETERS



@headshotpeters_

Sophomore | Guard

6-0 | 185

New Orleans, LA

Landry-Walker HS

Season Highs

Points: 20, Georgia (2-3-18)
FGM: 9, Georgia (2-3-18)
FGA: 17, Georgia (2-3-18)
3FGM: 4, at Alabama (1-20-18)
3FGA: 10, at Alabama (1-20-18)
FTM: 5, Green Bay (11-20-17)
FTA: 6, Green Bay (11-20-17)
Rebounds: 7, North Georgia (12-9-17)
Assists: 9, Missouri (1-27-18)
Blocks: 2, Alabama State (11-10-17)
Steals: 4, twice, vs. Georgia (2-3-18)
Minutes: 33, Kentucky (1-23-18)

Career Highs

Points: 25, Kentucky (1-17-17)
FGM: 9, 3x, last vs. Georgia (2-3-18)
FGA: 17, Georgia (2-3-18)
3FGM: 7, Missouri (1-25-17)
3FGA: 11, Missouri (1-25-17)
FTM: 11, TAMU (1-14-17)
FTA: 11, 2x, last vs. Auburn (2-7-17)
Rebounds: 7, twice, last vs. N. Ga. (12-9-17)
Assists: 9, Missouri (1-27-18)
Blocks: 2, 2x, last vs. Alabama St. (11-10-17)
Steals: 5, TAMU (1-14-17)
Minutes: 36, Auburn (2-7-17)

2017-18 Game-By-Game

Opponent	MIN	FG	Pct.	3FG	Pct.	FT	Pct.	O-D-R	PF	A	TO	B	S	PTS
N10 Alabama State *	29	2-8	.250	0-5	.000	3-4	.750	0-4-4	1	7	4	2	1	7
N18 Florida A&M *	23	5-12	.417	1-7	.143	1-1	1.000	0-1-1	3	5	1	0	4	12
N20 Green Bay *	29	6-15	.400	1-7	.143	5-6	.833	0-0-0	0	2	3	1	3	18
N22 Stephen F. Austin	-DNP-													
N26 Jacksonville State	-DNP-													
N30 North Dakota State	-DNP-													
D3 Dayton	21	1-5	.200	1-5	.200	0-0	.000	0-0-0	2	2	3	0	0	3
D9 North Georgia	22	4-12	.333	3-7	.429	0-0	.000	0-7-7	1	6	2	0	1	11
D12 Cincinnati	21	0-11	.000	0-7	.000	0-0	.000	0-1-1	4	2	6	0	1	0
D16 UT Martin	21	3-7	.429	3-7	.429	0-0	.000	1-2-3	0	2	0	1	0	9
D20 Little Rock	24	0-4	.000	0-4	.000	0-2	.000	1-2-3	2	4	1	0	2	0
D23 Southern Miss	19	4-10	.400	0-4	.000	2-5	.400	0-3-3	0	3	3	1	0	10
D30 North Florida	15	1-4	.250	0-2	.000	0-0	.000	0-2-2	3	4	3	0	1	2
J2 Arkansas	23	4-9	.444	0-3	.000	1-2	.500	0-2-2	1	3	1	0	1	9
J6 Ole Miss	24	3-10	.300	1-4	.250	0-1	.000	1-3-4	4	3	2	1	1	7
J10 Florida	25	1-6	.167	1-3	.333	0-0	.000	0-0-0	1	1	4	0	0	3
J13 Auburn	21	4-7	.571	1-2	.500	1-2	.500	1-2-3	5	1	4	1	1	10
J16 Vanderbilt	22	3-8	.375	1-3	.333	3-4	.750	0-1-1	0	5	0	0	3	10
J20 Alabama	28	6-15	.400	4-10	.400	1-2	.500	0-1-1	3	2	2	0	3	17
J23 Kentucky *	33	4-11	.364	1-5	.200	0-0	.000	0-0-0	3	5	2	0	1	9
J27 Missouri *	26	2-4	.500	0-2	.000	0-0	.000	1-1-2	3	9	3	0	2	4
J31 South Carolina *	27	1-6	.167	0-3	.000	0-0	.000	0-1-1	3	3	2	0	0	2
F3 Georgia *	32	9-17	.529	2-8	.250	0-0	.000	0-1-1	2	2	4	0	4	20
F6 Alabama														
F10 Missouri														
F14 Vanderbilt														
F17 Ole Miss														
F20 Texas A&M														
F24 South Carolina														
F27 Tennessee														
M3 LSU														

Peters' Notes . . .

- In season opener, tied career high with 7 assists and 2 blocked shots.

- Season-high 20 points vs. Georgia.

- Missed Stephen F. Austin, JSU and North Dakota State games due to violation of team rules.

- Season-high three 4-pointers against Alabama.

- Has seven starts on the year, including the last four SEC games.

- Third in SEC with his 1.6 steals.

- 10th in the SEC with 3.4 assists.

- Career-high 9 assists against Missouri on Jan. 27.

CAREER STATS FOR LAMAR PETERS

Year	GP-GS	Min/Avg	FG-FGA	Pct	3FM-3GA	Pct	FT-FTA	Pct	Rebs	PF-D	Ast	TO	Blk	Stl	Pts/Avg
2016-17	30-17	738/24.6	103-266	.387	59-161	.366	56-75	.747	68-2.3	81-2	101	68	5	34	321/10.7
2017-18	20-7	485/24.3	63-181	.348	20-98	.204	17-29	.586	39-2.0	41-1	71	50	7	29	163/8.2
Totals	50-24	1223/24.5	166-447	.371	79-259	.305	73-104	.702	107-2.1	122-3	172	118	12	63	484/9.7

2 ELI WRIGHT



@eli_elijuan

Sophomore | Guard

6-4 | 190

Owensboro, KY

22 Feet Academy

Season Highs

Points: 12, Alabama State (11-10-17)
FGM: 5, Alabama State (11-10-17)
FGA: 8, Alabama State (11-10-17)
3FGM: 1, 5x, last at South Carolina (1-31-18)
3FGA: 3, 3x, last vs. Little Rock (12-20-17)
FTM: 2, 3x, at Kentucky (1-23-18)
FTA: 5, vs. Little Rock (12-20-17)
Rebounds: 8, at Ole Miss (1-6-18)
Assists: 4, North Florida (12-30-17)
Blocks: 1, 3x, last at Florida (1-10-18)
Steals: 1, 4x, last vs. Vanderbilt (1-16-18)
Minutes: 28, Alabama State (11-10-17)

Career Highs

Points: 12, Alabama State (11-10-17)
FGM: 5, Alabama State (11-10-17)
FGA: 8, Alabama State (11-10-17)
3FGM: 1, 7x, last at South Carolina (1-31-18)
3FGA: 3, 3x, last vs. Little Rock (12-20-17)
FTM: 3, 5x last vs Oregon State (12-1-16)
FTA: 5, twice, vs. Little Rock (12-20-17)
Rebounds: 8, at Ole Miss (1-6-18)
Assists: 4, North Florida (12-30-17)
Blocks: 1, 5x, last at Florida (1-10-18)
Steals: 2, Oregon State (12-1-16)
Minutes: 31, NWST (11-28-16)

2017-18 Game-By-Game

Opponent	MIN	FG	Pct.	3FG	Pct.	FT	Pct.	O-D-R	PF	A	TO	B	S	PTS
N10 Alabama State	28	5-8	.625	1-3	.333	1-2	.500	3-3-6	3	2	0	1	0	12
N18 Florida A&M	-DNP-													
N20 Green Bay	17	4-6	.667	0-2	.000	0-0	.000	4-0-4	2	1	1	0	0	8
N22 Stephen F. Austin	17	0-3	.000	0-1	.000	0-0	.000	0-2-2	1	0	2	1	0	0
N26 Jacksonville State	23	0-5	.000	0-2	.000	0-0	.000	2-4-6	0	0	1	0	0	0
N30 North Dakota State	25	0-5	.000	0-3	.000	0-0	.000	0-2-2	1	2	0	0	0	0
D3 Dayton	-DNP-													
D9 North Georgia	-DNP-													
D12 Cincinnati	16	0-3	.000	0-1	.000	0-0	.000	1-2-3	2	0	2	0	0	0
D16 UT Martin	15	3-7	.429	1-3	.333	2-3	.667	1-1-2	2	1	0	0	0	9
D20 Little Rock	19	2-5	.400	1-3	.333	2-5	.400	1-2-3	0	0	1	0	1	7
D23 Southern Miss	16	1-2	.500	0-0	.000	0-0	.000	0-2-2	1	2	0	1	0	2
D30 North Florida	21	3-7	.429	0-2	.000	0-0	.000	3-2-5	1	4	0	0	0	6
J2 Arkansas	10	0-4	.000	0-0	.000	0-0	.000	0-0-0	0	0	0	0	0	0
J6 Ole Miss	21	2-4	.500	1-2	.500	0-0	.000	3-5-8	2	1	2	0	0	5
J10 Florida	23	2-6	.333	0-1	.000	1-2	.500	0-4-4	1	1	2	1	1	5
J13 Auburn	8	0-2	.000	0-0	.000	0-0	.000	1-0-1	1	2	1	0	0	0
J16 Vanderbilt	21	2-3	.667	0-0	.000	1-1	1.000	1-0-1	1	2	0	0	1	5
J20 Alabama	12	0-1	.000	0-0	.000	0-0	.000	0-2-2	2	0	0	0	0	0
J23 Kentucky	11	1-2	.500	0-1	.000	2-2	1.000	1-0-1	1	1	0	0	0	4
J27 Missouri	9	2-3	.667	0-0	.000	0-0	.000	0-0-0	1	0	0	0	0	4
J31 South Carolina	10	2-3	.667	1-1	1.000	0-0	.000	1-0-1	1	2	0	0	0	5
F3 Georgia	13	0-0	.000	0-0	.000	0-0	.000	0-1-1	1	1	0	0	0	0
F6 Alabama														
F10 Missouri														
F14 Vanderbilt														
F17 Ole Miss														
F20 Texas A&M														
F24 South Carolina														
F27 Tennessee														
M3 LSU														

Wright's Notes . . .

- Had a career 12 points in season opener vs. Alabama State.
- Missed Florida A&M, Dayton and North Georgia games for violation of team rules.
- Had second-best game of the year vs. UT Martin with 9 points.
- Earned his first steal of the season against Florida.
- Earned a career-high 4 assists against North Florida.
- Earned a career-high 8 rebounds at Ole Miss.

CAREER STATS FOR ELI WRIGHT

Year	GP-GS	Min/Avg	FG-FGA	Pct	3FM-3GA	Pct	FT-FTA	Pct	Rebs	PF-D	Ast	TO	Blk	Stl	Pts/Avg
2016-17	30-1	392/13.1	36-68	.529	11-27	.407	22-31	.710	47-1.6	50-1	7	16	3	11	105/3.5
2017-18	20-0	335/16.8	29-79	.367	5-25	.200	9-15	.600	54-2.7	24-0	22	12	4	3	72/3.6
Totals	50-1	727/14.5	65-147	.442	16-52	.308	31-46	.674	101-2.0	74-1	29	28	7	14	177/3.5

3 XAVIAN STAPLETON



@thesniperxay

Junior | Guard

6-6 | 210

Flora, MS

Louisiana Tech

Season Highs

Points: 16, North Florida (12-30-17)
 FGM: 6, North Florida (12-30-17)
 FGA: 10, North Florida (12-30-17)
 3FGM: 4, Southern Miss (12-23-17)
 3FGA: 7, Southern Miss (12-23-17)
 FTM: 4, twice, Auburn (1-13-18)
 FTA: 6, twice, Auburn (1-13-18)
 Rebounds: 9, at Ole Miss (1-6-18)
 Assists: 3, North Florida (12-30-17)
 Blocks: 3, Missouri (1-27-18)
 Steals: 3, North Dakota State (11-30-17)
 Minutes: 26, at Ole Miss (1-6-18)

Career Highs

Points: 16, North Florida (12-30-17)
 FGM: 6, 3x, last vs North Florida (12-30-17)
 FGA: 13, Tennessee (2-4-17)
 3FGM: 4, Southern Miss (12-23-17)
 3FGA: 7, Southern Miss (12-23-17)
 FTM: 6, Arkansas (1-10-17)
 FTA: 7, Arkansas (1-10-17)
 Rebounds: 11, Tennessee (2-4-17)
 Assists: 3, North Florida (12-30-17)
 Blocks: 3, Missouri (1-27-18)
 Steals: 4, Tennessee (2-4-17)
 Minutes: 28, South Carolina (2-11-17)

2017-18 Game-By-Game

Opponent	MIN	FG	Pct.	3FG	Pct.	FT	Pct.	O-D-R	PF	A	TO	B	S	PTS
N10 Alabama State	*	5	0-0	.000	0-0	.000	0-0	.000	0-1-1	0	0	0	0	0
N18 Florida A&M	-DNP-													
N20 Green Bay	-DNP-													
N22 Stephen F. Austin	-DNP-													
N26 Jacksonville State	15	3-8	.375	1-2	.500	0-0	.000	2-0-2	1	1	1	0	0	7
N30 North Dakota State	20	2-6	.333	0-1	.000	0-0	.000	1-2-3	2	0	1	1	3	4
D3 Dayton	18	3-8	.375	0-3	.000	2-2	1.000	0-1-1	3	0	2	0	1	8
D9 North Georgia	17	3-6	.500	0-3	.000	0-0	.000	0-1-1	2	0	0	0	1	6
D12 Cincinnati	12	0-4	.000	0-1	.000	0-0	.000	1-0-1	2	0	0	0	0	0
D16 UT Martin	16	4-7	.571	1-3	.333	0-0	.000	1-2-3	4	1	2	0	0	9
D20 Little Rock	21	1-5	.200	0-3	.000	1-1	1.000	1-1-2	2	0	1	0	2	3
D23 Southern Miss	23	4-7	.571	4-7	.571	0-0	.000	0-3-3	2	1	2	1	0	12
D30 North Florida	18	6-10	.600	3-5	.600	1-1	1.000	1-1-2	2	3	0	0	2	16
J2 Arkansas	20	1-4	.250	0-2	.000	4-6	.667	1-3-4	1	1	1	0	1	6
J6 Ole Miss	26	2-9	.222	1-5	.200	2-2	1.000	2-7-9	3	1	3	0	1	7
J10 Florida	-DNP-													
J13 Auburn	19	0-4	.000	0-3	.000	4-6	.667	1-4-5	2	0	0	1	0	4
J16 Vanderbilt	24	3-9	.333	2-4	.500	0-0	.000	0-0-0	0	0	0	0	0	8
J20 Alabama	-DNP-													
J23 Kentucky	21	3-6	.500	0-2	.000	0-0	.000	0-2-2	5	2	0	0	0	6
J27 Missouri	16	1-4	.250	1-2	.500	0-0	.000	0-0-0	0	0	1	3	0	3
J31 South Carolina	25	3-6	.500	1-3	.333	2-2	1.000	0-2-2	4	0	0	0	2	9
F3 Georgia	12	0-2	.000	0-0	.000	2-2	1.000	0-1-1	3	0	1	0	1	2
F6 Alabama														
F10 Missouri														
F14 Vanderbilt														
F17 Ole Miss														
F20 Texas A&M														
F24 South Carolina														
F27 Tennessee														
M3 LSU														

Stapleton's Notes . . .

- Due to a sprained left knee, was limited to just 5 minutes against Alabama State.
- Missed three games due to a knee sprain.
- Career-high 4 3-pointers made and attempted against Southern Miss in Jackson.
- Career-high 16 points against North Florida.
- Career and season high six field goals made and 3 assists against North Florida.
- Season-high 9 rebounds at Ole Miss.
- Missed the Florida and Alabama games due to a violation of team rules.
- Career-high 3 blocks vs. Missouri.

CAREER STATS FOR XAVIAN STAPLETON

Year	GP-GS	Min/Avg	FG-FGA	Pct	3FM-3GA	Pct	FT-FTA	Pct	Rebs	PF-D	Ast	TO	Blk	Stl	Pts/Avg
2016-17	23-5	385/16.7	59-129	.457	18-54	.333	28-44	.636	66-2.9	66-4	7	21	10	22	164/7.1
2017-18	18-1	328/18.2	39-105	.371	14-49	.286	18-22	.818	42-2.3	38-1	10	15	6	16	110/6.1
Totals	41-6	713/17.4	98-234	.419	32-103	.311	46-66	.697	108-2.6	104-5	17	36	16	38	274/6.7

5 MITCHELL STORM



Sophomore | Forward

6-7 | 202

Madison, Miss.

East Mississippi CC

@mitchell_storm

Season Highs

Points:

FGM:

FGA: 2, Alabama State (11-10-17)

3FGM:

3FGA: 1, twice, vs. Little Rock (12-20-17)

FTM:

FTA:

Rebounds: 3, Alabama State (11-10-17)

Assists:

Blocks:

Steals:

Minutes: 4, twice, last vs. North Georgia (12-9-17)

Storm's Notes . . .

- Made his MSU debut against Alabama State and had 3 rebounds.

- Also played 3 minutes against Florida A&M and 2 against North Dakota State.

- Tied his season high with 4 minutes against North Georgia and then played 3 minutes vs. UT Martin.

2017-18 Game-By-Game

Opponent	MIN	FG	Pct.	3FG	Pct.	FT	Pct.	O-D-R	PF	A	TO	B	S	PTS
N10 Alabama State	4	0-2	.000	0-0	.000	0-0	.000	1-2-3	1	0	0	0	0	0
N18 Florida A&M	3	0-0	.000	0-0	.000	0-0	.000	0-1-1	0	0	0	0	0	0
N20 Green Bay	-DNP-													
N22 Stephen F. Austin	-DNP-													
N26 Jacksonville State	-DNP-													
N30 North Dakota State	2	0-0	.000	0-0	.000	0-0	.000	0-0-0	0	0	0	0	0	0
D3 Dayton	-DNP-													
D9 North Georgia	4	0-0	.000	0-0	.000	0-0	.000	0-0-0	0	0	0	0	0	0
D12 Cincinnati	-DNP-													
D16 UT Martin	3	0-1	.000	0-1	.000	0-0	.000	0-1-1	0	0	1	0	0	0
D20 Little Rock	1	0-1	.000	0-1	.000	0-0	.000	0-0-0	0	0	0	0	0	0
D23 Southern Miss	-DNP-													
D30 North Florida	2	0-0	.000	0-0	.000	0-0	.000	1-0-1	0	0	0	0	0	0
J2 Arkansas	-DNP-													
J6 Ole Miss	-DNP-													
J10 Florida	-DNP-													
J13 Auburn	-DNP-													
J16 Vanderbilt	-DNP-													
J20 Alabama	-DNP-													
J23 Kentucky	-DNP-													
J27 Missouri	-DNP-													
J31 South Carolina	-DNP-													
F3 Georgia	-DNP-													
F6 Alabama														
F10 Missouri														
F14 Vanderbilt														
F17 Ole Miss														
F20 Texas A&M														
F24 South Carolina														
F27 Tennessee														
M3 LSU														

CAREER STATS FOR MITCHELL STORM

Year	GP-GS	Min/Avg	FG-FGA	Pct	3FM-3GA	Pct	FT-FTA	Pct	Rebs	PF-D	Asst	TO	Blk	Stl	Pts/Avg
2017-18	7-0	19/2.7	0-4	.000	0-2	.000	0-0	.000	6-0.9	1-0	0	1	0	0	0/0.0

10 TATE CLAYTON



@tclayton03

Freshman | Guard

6-2 | 170

Tupelo, Miss.

Tupelo HS

Season Highs

Points:
FGM:
FGA:
3FGM:
3FGA:
FTM:
FTA:
Rebounds:
Assists:
Blocks:
Steals:
Minutes: 4, North Georgia (12-9-17)

Clayton's Notes . . .

- Made collegiate debut against Alabama State.
- Also played against Florida A&M.
- Season-high 4 minutes vs. North Georgia.

2017-18 Game-By-Game

Opponent	MIN	FG	Pct.	3FG	Pct.	FT	Pct.	O-D-R	PF	A	TO	B	S	PTS
N10 Alabama State	2	0-0	.000	0-0	.000	0-0	.000	0-0-0	0	0	0	0	0	0
N18 Florida A&M	2	0-0	.000	0-0	.000	0-0	.000	0-0-0	0	0	0	0	0	0
N20 Green Bay	-DNP-													
N22 Stephen F. Austin	-DNP-													
N26 Jacksonville State	-DNP-													
N30 North Dakota State	-DNP-													
D3 Dayton	-DNP-													
D9 North Georgia	4	0-0	.000	0-0	.000	0-0	.000	0-0-0	0	0	0	0	0	0
D12 Cincinnati	-DNP-													
D16 UT Martin	-DNP-													
D20 Little Rock	-DNP-													
D23 Southern Miss	-DNP-													
D30 North Florida	-DNP-													
J2 Arkansas	-DNP-													
J6 Ole Miss	-DNP-													
J10 Florida	-DNP-													
J13 Auburn	-DNP-													
J16 Vanderbilt	-DNP-													
J20 Alabama	-DNP-													
J23 Kentucky	-DNP-													
J27 Missouri	-DNP-													
J31 South Carolina	-DNP-													
F3 Georgia	-DNP-													
F6 Alabama														
F10 Missouri														
F14 Vanderbilt														
F17 Ole Miss														
F20 Texas A&M														
F24 South Carolina														
F27 Tennessee														
M3 LSU														

CAREER STATS FOR TATE CLAYTON

Year	GP-GS	Min/Avg	FG-FGA	Pct	3FM-3GA	Pct	FT-FTA	Pct	Rebs	PF-D	Asst	TO	Blk	Stl	Pts/Avg
2017-18	3-0	8/2.7	0-0	.000	0-0	.000	0-0	.000	0-0.0	0-0	0	0	0	0	0/0.0

11 QUINNDARY WEATHERSPOON



@IAM_QUINN11

Junior | Guard

6-4 | 205

Canton, MS

Velma Jackson HS

Season Highs

Points: 22, twice, Arkansas (1-2-18)
 FGM: 8, 4x, last at Kentucky (1-23-18)
 FGA: 16, Kentucky (1-23-18)
 3FGM: 4, twice, at Florida (1-10-18)
 3FGA: 8, at Florida (1-10-18)
 FTM: 11, Stephen F. Austin (11-22-17)
 FTA: 14, Stephen F. Austin (11-22-17)
 Rebounds: 10, Dayton (12-03-17)
 Assists: 10, North Dakota State (11-30-17)
 Blocks: 2, Dayton (12-03-17)
 Steals: 4, UT-Martin (12-16-17)
 Minutes: 36, at Florida (1-10-18)

Career Highs

Points: 29, Missouri (1-25-17)
 FGM: 11, Missouri (1-25-17)
 FGA: 18, UCF (11-17-16)
 3FGM: 6, Arkansas (1-10-17)
 3FGA: 8, 4x, last at Florida (1-10-18)
 FTM: 11, Stephen F. Austin (11-22-17)
 FTA: 14, Stephen F. Austin (11-22-17)
 Rebounds: 14, Missouri (1-30-16)
 Assists: 10, North Dakota State (11-30-17)
 Blocks: 2, 4x, last vs. Dayton (12-03-17)
 Steals: 4, 4x, last vs. UT-Martin (12-16-17)
 Minutes: 41, Alabama (2-2-16)

2017-18 Game-By-Game

Opponent		MIN	FG	Pct.	3FG	Pct.	FT	Pct.	O-D-R	PF	A	TO	B	S	PTS
N10 Alabama State	*	22	8-9	.889	0-1	.000	1-3	.333	0-8-8	3	1	3	1	2	17
N18 Florida A&M	*	31	5-9	.556	1-4	.250	1-2	.500	0-6-6	1	4	4	1	1	12
N20 Green Bay	*	28	1-8	.125	0-5	.000	0-0	.000	0-3-3	2	4	2	0	1	2
N22 Stephen F. Austin	*	34	4-8	.500	1-4	.250	11-14	.786	2-5-7	3	6	1	0	2	20
N26 Jacksonville State	*	35	6-11	.545	1-3	.333	0-0	.000	1-4-5	2	4	4	0	0	13
N30 North Dakota State	*	26	4-9	.444	1-3	.333	0-2	.000	1-3-4	1	10	0	0	0	9
D3 Dayton	*	35	5-11	.455	0-3	.000	1-2	.500	2-8-10	4	6	5	2	3	11
D9 North Georgia	*	26	8-11	.727	4-4	1.000	2-2	1.000	0-2-2	1	2	0	0	2	22
D12 Cincinnati	*	34	3-12	.250	1-3	.333	5-6	.833	1-6-7	3	3	3	0	1	12
D16 UT Martin	*	24	6-10	.600	1-4	.250	8-9	.889	4-4-8	1	7	0	0	4	21
D20 Little Rock	*	26	7-11	.636	1-3	.333	6-6	1.000	3-5-8	1	3	2	1	2	21
D23 Southern Miss	*	31	2-5	.400	0-3	.000	3-6	.500	1-3-4	3	4	3	0	1	7
D30 North Florida	*	27	7-10	.700	2-3	.667	2-2	1.000	1-5-6	3	6	1	1	1	18
J2 Arkansas	*	33	7-13	.538	2-4	.500	6-8	.750	5-2-7	4	2	2	1	3	22
J6 Ole Miss	*	30	3-12	.250	0-2	.000	1-2	.500	1-2-3	2	3	5	0	0	7
J10 Florida	*	36	6-13	.462	4-8	.500	0-0	.000	3-2-5	2	3	5	0	2	16
J13 Auburn	*	33	5-13	.385	2-7	.286	2-2	1.000	0-4-4	4	3	2	1	0	14
J16 Vanderbilt	*	28	8-12	.667	1-3	.333	2-3	.667	1-3-4	2	4	2	0	1	19
J20 Alabama	*	31	4-9	.444	0-3	.000	4-4	1.000	4-5-9	2	2	5	0	2	12
J23 Kentucky	*	31	8-16	.500	1-5	.200	2-2	1.000	3-6-9	3	6	2	0	1	19
J27 Missouri	*	34	7-9	.778	2-4	.500	4-5	.800	0-6-6	1	4	1	1	3	20
J31 South Carolina	*	30	6-12	.500	2-6	.333	4-4	1.000	1-4-5	4	3	5	0	0	18
F3 Georgia	*	30	3-7	.429	1-4	.250	7-8	.875	3-5-8	2	1	2	0	1	14
F6 Alabama															
F10 Missouri															
F14 Vanderbilt															
F17 Ole Miss															
F20 Texas A&M															
F24 South Carolina															
F27 Tennessee															
M3 LSU															

Weatherspoon's Notes . . .

- Named first-team All-SEC by the league coaches on Friday after being named second-team by the media back in October.

- Is MSU's leading returning scorer.

- Had 17 points against Alabama State in season opener.

- Surpassed 100-career assists vs. Florida A&M and had career-high 6 vs. Stephen F. Austin.

- Had game-winning 3-pointer with 0.7 seconds left vs. Jacksonville State.

- Also had game-winning shot against Dayton with 0.8 seconds left.

- Season-high 22 points vs. North Georgia and Arkansas.

- MSU is 6-0 this year when he scores 20-plus points.

- Became the 37th player in MSU history to reach 1,000 career points on Dec. 20 against Little Rock.

- Started all 23 games.

- In SEC, 11th in scoring, is in a three-way tie for 10th in steals, 6th in FG%, 6th in assists and 16th in rebounding.

CAREER STATS FOR QUINNDARY WEATHERSPOON

Year	GP-GS	Min/Avg	FG-FGA	Pct	3FM-3GA	Pct	FT-FTA	Pct	Rebs	PF-D	Asst	TO	Blk	Stl	Pts/Avg
2015-16	31-17	836/27.0	133-297	.448	43-109	.394	62-77	.805	146-4.7	75-1	43	45	16	42	371/12.0
2016-17	29-29	926/31.9	173-369	.469	47-126	.373	85-111	.766	148-5.1	68-1	53	64	8	50	478/16.5
2017-18	23-23	695/30.2	123-240	.513	28-89	.315	72-92	.783	138-6.0	54-0	91	59	9	33	346/15.0
Totals	83-69	2457/29.6	429-906	.474	118-324	.364	219-280	.782	432-5.2	197-2	187	168	33	125	1195/14.4

12 DREW DAVIS



Senior | Guard

5-10 | 165

Atlanta, GA

Fort Walton Beach HS

Season Highs

Points: 2, North Dakota State (11-30-17)
 FGM: 1, North Dakota State (11-30-17)
 FGA: 3, North Georgia (12-9-17)
 3FGM:
 3FGA: 2, North Georgia (12-9-17)
 FTM: 1, Alabama State (11-10-17)
 FTA: 2, Alabama State (11-10-17)
 Rebounds: 2, North Georgia (12-9-17)
 Assists: 1, twice, last North Florida (12-30-17)
 Blocks:
 Steals:
 Minutes: 4, North Georgia (12-9-17)

Career Highs

Points: 6, Southern Miss (12-19-16)
 FGM: 2, Southern Miss (12-19-16)
 FGA: 3, North Georgia (12-9-17)
 3FGM: 2, Southern Miss (12-19-16)
 3FGA: 2, twice, last vs. N. Georgia (12-9-17)
 FTM: 1, Alabama State (11-10-17)
 FTA: 2, Alabama State (11-10-17)
 Rebounds: 2, North Georgia (12-9-17)
 Assists: 1, 4x, last vs. North Florida (12-30-17)
 Blocks:
 Steals:
 Minutes: 5, Southern Miss (12-19-16)

2017-18 Game-By-Game

Opponent	MIN	FG	Pct.	3FG	Pct.	FT	Pct.	O-D-R	PF	A	TO	B	S	PTS
N10 Alabama State	2	0-1	.000	0-1	.000	1-2	.500	0-0-0	0	1	0	0	0	1
N18 Florida A&M	3	0-2	.000	0-1	.000	0-0	.000	0-0-0	1	0	0	0	0	0
N20 Green Bay	-DNP-													
N22 Stephen F. Austin	-DNP-													
N26 Jacksonville State	-DNP-													
N30 North Dakota State	1	1-1	1.000	0-0	.000	0-0	.000	0-0-0	0	0	0	0	0	2
D3 Dayton	-DNP-													
D9 North Georgia	4	0-3	.000	0-2	.000	0-0	.000	0-2-2	0	0	1	0	0	0
D12 Cincinnati	-DNP-													
D16 UT Martin	3	0-0	.000	0-0	.000	0-0	.000	0-0-0	0	0	1	0	0	0
D20 Little Rock	-DNP-													
D23 Southern Miss	-DNP-													
D30 North Florida	2	0-2	.000	0-0	.000	0-0	.000	0-0-0	0	1	0	0	0	0
J2 Arkansas	-DNP-													
J6 Ole Miss	-DNP-													
J10 Florida	-DNP-													
J13 Auburn	-DNP-													
J16 Vanderbilt	-DNP-													
J20 Alabama	-DNP-													
J23 Kentucky	-DNP-													
J27 Missouri	-DNP-													
J31 South Carolina	-DNP-													
F3 Georgia	-DNP-													
F6 Alabama														
F10 Missouri														
F14 Vanderbilt														
F17 Ole Miss														
F20 Texas A&M														
F24 South Carolina														
F27 Tennessee														
M3 LSU														

Davis' Notes . . .

- Played 2 minutes against Alabama State and made his first-career FT.
- Also saw action vs. Florida A&M.
- Made first field goal against North Dakota State and finished with 2 points.
- Season-high 4 minutes against North Georgia and logged 3 vs. UT Martin.

CAREER STATS FOR DREW DAVIS

Year	GP-GS	Min/Avg	FG-FGA	Pct	3FM-3GA	Pct	FT-FTA	Pct	Rebs	PF-D	Asst	TO	Blk	Stl	Pts/Avg
2016-17	6-0	12/2.0	4-8	.500	3-4	.750	0-0	.000	1-0.2	0-0	2	2	0	1	11/1.8
2017-18	6-0	15/2.5	1-9	.111	0-4	.000	1-2	.500	2-0.3	1-0	2	2	0	0	3/0.5
Totals	12-0	27/2.3	5-17	.294	3-8	.375	1-2	.500	3-0.3	1-0	4	4	0	1	14/1.2

13 NICK SINGLETON



@1NickyB_

Junior | Guard

6-5 | 195

Decatur, GA

Kennesaw State

Season Highs

Points: 9, North Georgia (12-9-17)
 FGM: 3, North Georgia (12-9-17)
 FGA: 5, North Georgia (12-9-17)
 3FGM: 3, North Georgia (12-9-17)
 3FGA: 4, North Georgia (12-9-17)
 FTM:
 FTA: 1, Little Rock (12-20-17)
 Rebounds: 3, North Georgia (12-9-17)
 Assists: 1, Florida A&M (11-18-17)
 Blocks:
 Steals:
 Minutes: 5, 3x, last vs. North Georgia (12-9-17)

Career Highs

Points: 9, North Georgia (12-9-17)
 FGM: 3, North Georgia (12-9-17)
 FGA: 5, North Georgia (12-9-17)
 3FGM: 3, North Georgia (12-9-17)
 3FGA: 4, North Georgia (12-9-17)
 FTM:
 FTA: 1, Little Rock (12-20-17)
 Rebounds: 3, North Georgia (12-9-17)
 Assists: 1, 3x, last vs. Florida A&M (11-18-17)
 Blocks:
 Steals: 1, NWST (11-28-16)
 Minutes: 13, NWST (11-28-16)

2017-18 Game-By-Game

Opponent	MIN	FG	Pct.	3FG	Pct.	FT	Pct.	O-D-R	PF	A	TO	B	S	PTS
N10 Alabama State	5	1-2	.500	1-2	.500	0-0	.000	0-1-1	0	0	0	0	0	3
N18 Florida A&M	5	2-3	.667	0-1	.000	0-0	.000	0-0-0	0	1	0	0	0	4
N20 Green Bay	-DNP-													
N22 Stephen F. Austin	-DNP-													
N26 Jacksonville State	-DNP-													
N30 North Dakota State	2	1-1	1.000	0-0	.000	0-0	.000	0-0-0	0	0	0	0	0	2
D3 Dayton	-DNP-													
D9 North Georgia	5	3-5	.600	3-4	.750	0-0	.000	2-1-3	0	0	0	0	0	9
D12 Cincinnati	-DNP-													
D16 UT Martin	3	1-1	1.000	0-0	.000	0-0	.000	0-1-1	0	0	2	0	0	2
D20 Little Rock	1	0-0	.000	0-0	.000	0-1	.000	0-0-0	0	0	0	0	0	0
D23 Southern Miss	-DNP-													
D30 North Florida	2	1-1	1.000	0-0	.000	0-0	.000	0-0-0	0	0	0	0	0	2
J2 Arkansas	-DNP-													
J6 Ole Miss	-DNP-													
J10 Florida	-DNP-													
J13 Auburn	-DNP-													
J16 Vanderbilt	-DNP-													
J20 Alabama	-DNP-													
J23 Kentucky	-DNP-													
J27 Missouri	-DNP-													
J31 South Carolina	-DNP-													
F3 Georgia	-DNP-													
F6 Alabama														
F10 Missouri														
F14 Vanderbilt														
F17 Ole Miss														
F20 Texas A&M														
F24 South Carolina														
F27 Tennessee														
M3 LSU														

Singleton's Notes . . .

- Made a 3-pointer in season opener vs. Alabama State.

- Also saw action against Florida A&M before having 2 points against North Dakota State.

- Career-high 9 points vs. North Georgia with career-high three-made 3-pointers.

CAREER STATS FOR NICK SINGLETON

Year	GP-GS	Min/Avg	FG-FGA	Pct	3FM-3GA	Pct	FT-FTA	Pct	Rebs	PF-D	Ast	TO	Blk	Stl	Pts/Avg
2016-17	7-0	27/3.9	2-7	.286	1-4	.250	0-0	.000	4-0.6	3-0	2	1	1	1	5/0.7
2017-18	7-0	23/3.3	9-13	.692	4-7	.571	0-1	.000	5-0.7	0-0	1	2	0	0	22/3.1
Totals	14-0	50/3.6	11-20	.550	5-11	.455	0-1	.000	9-0.6	3-0	3	3	1	1	27/1.9

15 T.J. GRAY



@TjGray_15

Sophomore | Guard

6-0 | 170

Columbus, Miss.

Columbus HS

Season Highs

Points: 3, Florida A&M (11-18-17)
 FGM: 1, Florida A&M (11-18-17)
 FGA: 2, North Georgia (12-9-17)
 3FGM: 1, Florida A&M (11-18-17)
 3FGA: 2, North Georgia (12-9-17)
 FTM:
 FTA:
 Rebounds:
 Assists:
 Blocks:
 Steals:
 Minutes: 4, North Georgia (12-9-17)

Gray's Notes . . .

- Made his collegiate debut against Alabama State.
- Scored first collegiate points on a 3 against Florida A&M.
- Logged 4 minutes vs. North Georgia.

2017-18 Game-By-Game

Opponent	MIN	FG	Pct.	3FG	Pct.	FT	Pct.	O-D-R	PF	A	TO	B	S	PTS
N10 Alabama State	2	0-0	.000	0-0	.000	0-0	.000	0-0-0	1	0	0	0	0	0
N18 Florida A&M	3	1-1	1.000	1-1	1.000	0-0	.000	0-0-0	1	0	1	0	0	3
N20 Green Bay	-DNP-													
N22 Stephen F. Austin	-DNP-													
N26 Jacksonville State	-DNP-													
N30 North Dakota State	-DNP-													
D3 Dayton	-DNP-													
D9 North Georgia	4	0-2	.000	0-2	.000	0-0	.000	0-0-0	1	0	0	0	0	0
D12 Cincinnati	-DNP-													
D16 UT Martin	-DNP-													
D20 Little Rock	-DNP-													
D23 Southern Miss	-DNP-													
D30 North Florida	-DNP-													
J2 Arkansas	-DNP-													
J6 Ole Miss	-DNP-													
J10 Florida	-DNP-													
J13 Auburn	-DNP-													
J16 Vanderbilt	-DNP-													
J20 Alabama	-DNP-													
J23 Kentucky	-DNP-													
J27 Missouri	-DNP-													
J31 South Carolina	-DNP-													
F3 Georgia	-DNP-													
F6 Alabama														
F10 Missouri														
F14 Vanderbilt														
F17 Ole Miss														
F20 Texas A&M														
F24 South Carolina														
F27 Tennessee														
M3 LSU														

CAREER STATS FOR T.J. GRAY

Year	GP-GS	Min/Avg	FG-FGA	Pct	3FM-3GA	Pct	FT-FTA	Pct	Rebs	PF-D	Ast	TO	Blk	Stl	Pts/Avg
2017-18	3-0	9/3.0	1-3	.333	1-3	.333	0-0	.000	0-0.0	3-0	0	1	0	0	3/1.0

22 KEYSHAWN FEAZELL



@keyshawnf13

Freshman | Forward

6-8 | 230

New Hebron, MS

Lawrence County HS

Season Highs

Points: 11, North Georgia (12-9-17)
FGM: 5, North Georgia (12-9-17)
FGA: 7, North Florida (12-30-17)
3FGM: 1, North Georgia (12-9-17)
3FGA: 1, 6x, last vs Georgia (2-3-18)
FTM: 1, North Florida (12-30-17)
FTA: 2, North Dakota State (11-30-17)
Rebounds: 5, Florida A&M (11-18-20)
Assists: 1, Jacksonville State (11-26-17)
Blocks: 1, twice, vs. Little Rock (12-20-17)
Steals: 2, Dayton (12-03-17)
Minutes: 13, at Alabama (1-20-18)

Feazell's Notes . . .

- Missed the season opener due to a foot injury.
- Made collegiate debut against Florida A&M and had two points.
- Season-high 11 points vs. North Georgia.
- Played a season-high 13 minutes at Alabama.

2017-18 Game-By-Game

Opponent	MIN	FG	Pct.	3FG	Pct.	FT	Pct.	O-D-R	PF	A	TO	B	S	PTS
N10 Alabama State	-DNP-													
N18 Florida A&M	7	1-2	.500	0-1	.500	0-0	.000	1-4-5	1	0	1	0	0	2
N20 Green Bay	7	1-3	.333	0-0	.000	0-0	.000	0-1-1	1	0	1	0	0	2
N22 Stephen F. Austin	-DNP-													
N26 Jacksonville State	5	0-1	.000	0-1	.000	0-0	.000	0-0-0	0	1	0	0	0	0
N30 North Dakota State	12	0-1	.000	0-0	.000	0-2	.000	0-3-3	1	0	0	0	0	0
D3 Dayton	11	1-1	1.000	0-0	.000	0-0	.000	0-2-2	0	0	2	0	2	2
D9 North Georgia	11	5-5	1.000	1-1	.000	0-0	.000	1-3-4	2	0	0	1	0	11
D12 Cincinnati	2	0-1	.000	0-0	.000	0-0	.000	0-0-0	0	0	0	0	0	0
D16 UT Martin	7	1-1	1.000	0-0	.000	0-1	.000	1-2-3	0	0	1	0	0	2
D20 Little Rock	10	1-3	.333	0-0	.000	0-0	.000	1-0-1	1	0	1	1	0	2
D23 Southern Miss	-DNP-													
D30 North Florida	7	4-7	.571	0-1	.000	1-1	1.000	1-2-3	2	0	0	0	0	9
J2 Arkansas	-DNP-													
J6 Ole Miss	0	0-0	.000	0-0	.000	0-0	.000	0-0-0	0	0	0	0	0	0
J10 Florida	11	0-1	.000	0-0	.000	0-0	.000	2-2-4	0	0	1	0	0	0
J13 Auburn	-DNP-													
J16 Vanderbilt	6	0-0	.000	0-0	.000	0-0	.000	0-0-0	0	0	1	0	0	0
J20 Alabama	13	0-2	.000	0-1	.000	0-0	.000	0-1-1	1	0	0	0	0	0
J23 Kentucky	3	0-0	.000	0-0	.000	0-0	.000	0-0-0	0	0	0	0	0	0
J27 Missouri	-DNP-													
J31 South Carolina	3	0-0	.000	0-0	.000	0-0	.000	0-0-0	1	0	0	0	0	0
F3 Georgia	1	0-1	.000	0-1	.000	0-0	.000	0-0-0	0	0	0	0	0	0
F6 Alabama														
F10 Missouri														
F14 Vanderbilt														
F17 Ole Miss														
F20 Texas A&M														
F24 South Carolina														
F27 Tennessee														
M3 LSU														

CAREER STATS FOR KEYSHAWN FEAZELL

Year	GP-GS	Min/Avg	FG-FGA	Pct	3FM-3GA	Pct	FT-FTA	Pct	Rebs	PF-D	Ass	TO	Blk	Stl	Pts/Avg
2017-18	17-0	116/6.8	14-29	.483	1-6	.167	1-4	.250	27-1.6	10-0	1	8	2	2	30/1.8

23 TYSON CARTER



@_Tysoncarter23

Sophomore | Guard

6-4 | 165

Starkville, MS

Starkville HS

Season Highs

Points: 35, North Dakota State (11-30-17)
FGM: 12, North Dakota State (11-30-17)
FGA: 17, North Dakota State (11-30-17)
3FGM: 6, twice, last vs. Dayton (12-03-17)
3FGA: 10, 3x, last at Kentucky (1-23-18)
FTM: 6, Stephen F. Austin (11-22-17)
FTA: 7, Stephen F. Austin (11-22-17)
Rbs: 6, 3x, last vs. North Dakota St. (11-30-17)
Assists: 7, UT-Martin (12-16-17)
Blocks: 1, Vanderbilt (1-16-18)
Steals: 3, twice, at South Carolina (1-31-18)
Minutes: 32, 3x, last vs. Dayton (12-03-17)

Career Highs

Points: 35, North Dakota State (11-30-17)
FGM: 12, North Dakota State (11-30-17)
FGA: 17, North Dakota State (11-30-17)
3FGM: 6, twice, last vs. Dayton (12-03-17)
3FGA: 10, 5x, last at Kentucky (1-23-18)
FTM: 6, twice, last vs. SF Austin (11-22-17)
FTA: 7, Stephen F. Austin (11-22-17)
Rbs: 6, 3x, last vs. North Dakota St. (11-30-17)
Assists: 7, UT-Martin (12-16-17)
Blocks: 1, 4x, last vs. Vanderbilt (1-16-18)
Steals: 3, twice, at South Carolina (1-31-18)
Minutes: 37, NWST (11-28-16)

2017-18 Game-By-Game

Opponent	MIN	FG	Pct.	3FG	Pct.	FT	Pct.	O-D-R	PF	A	TO	B	S	PTS
N10 Alabama State	27	3-6	.500	2-3	.667	3-4	.750	1-0-1	0	2	2	0	1	11
N18 Florida A&M	23	4-10	.400	2-5	.400	0-0	.000	0-0-0	0	2	0	0	1	10
N20 Green Bay	19	2-6	.333	0-4	.000	2-2	1.000	0-0-0	1	0	0	0	0	6
N22 Stephen F. Austin *	32	9-14	.643	1-6	.167	6-7	.857	1-5-6	2	3	5	0	1	25
N26 Jacksonville State *	29	1-7	.143	1-7	.143	0-0	.000	1-5-6	0	2	1	0	1	3
N30 North Dakota State *	32	12-17	.706	6-10	.600	5-5	1.000	0-6-6	1	1	1	0	2	35
D3 Dayton *	32	7-12	.583	6-10	.600	0-0	.000	0-1-1	2	2	5	0	3	20
D9 North Georgia *	27	1-7	.143	0-3	.000	0-0	.000	0-3-3	1	2	2	0	1	2
D12 Cincinnati *	23	3-7	.429	2-5	.400	0-0	.000	0-0-0	1	1	0	0	0	8
D16 UT Martin *	21	1-8	.125	0-7	.000	0-0	.000	0-0-0	0	7	0	0	0	2
D20 Little Rock *	24	3-7	.429	1-4	.250	0-0	.000	0-0-0	0	1	1	0	0	7
D23 Southern Miss *	22	2-5	.400	1-3	.333	2-2	1.000	0-3-3	0	2	2	0	0	7
D30 North Florida *	24	4-6	.667	1-2	.500	2-2	1.000	1-2-3	0	1	1	0	0	11
J2 Arkansas *	21	2-7	.286	1-5	.200	2-3	.667	1-3-4	0	1	0	0	0	7
J6 Ole Miss *	15	2-5	.400	0-3	.000	1-2	.500	0-1-1	1	2	0	0	0	5
J10 Florida *	25	1-6	.167	0-2	.000	0-0	.000	0-0-0	1	0	1	0	0	2
J13 Auburn *	23	3-8	.375	1-5	.200	0-0	.000	0-3-3	1	0	1	0	0	7
J16 Vanderbilt *	30	3-8	.375	2-4	.500	1-1	1.000	1-4-5	2	2	1	1	2	9
J20 Alabama *	23	1-5	.200	1-4	.250	0-0	.000	0-0-0	1	0	1	0	0	3
J23 Kentucky	21	2-11	.182	2-10	.200	1-1	1.000	0-1-1	2	2	0	0	2	7
J27 Missouri	21	3-8	.375	1-3	.333	3-4	.750	0-2-2	0	1	1	0	2	10
J31 South Carolina	21	3-6	.500	2-2	1.000	0-0	.000	0-3-3	0	1	1	0	3	8
F3 Georgia	19	1-5	.200	1-3	.333	0-0	.000	0-1-1	2	1	0	0	1	3
F6 Alabama														
F10 Missouri														
F14 Vanderbilt														
F17 Ole Miss														
F20 Texas A&M														
F24 South Carolina														
F27 Tennessee														
M3 LSU														

Carter's Notes . . .

- Came off the bench and scored 11 points against Alabama State.
- 25 points, 6 rebounds vs. Stephen F. Austin.
- Career-high 35 points and 6 rebounds vs. North Dakota State.
- 20 points and career-high 3 steals vs. Dayton.
- SEC Player of the week on Dec. 4.
- Has started 16 games.
- Has scored in double-digits seven times.
- Recorded first block of the season against Vanderbilt on Jan. 16.

CAREER STATS FOR TYSON CARTER

Year	GP-GS	Min/Avg	FG-FGA	Pct	3FM-3GA	Pct	FT-FTA	Pct	Rebs	PF-D	Ast	TO	Blk	Stl	Pts/Avg
2016-17	32-12	646/20.2	84-211	.398	44-122	.361	27-33	.818	55-1.7	45-0	22	14	4	23	239/7.5
2017-18	23-16	554/24.1	73-181	.403	34-110	.309	28-33	.848	49-2.1	18-0	36	26	1	20	208/9.0
Totals	55-28	1200/21.8	157-392	.401	78-232	.336	55-66	.833	104-1.9	63-0	58	40	5	43	447/8.1

24 ABDUL ADO



@AbdulahakimAdo

Freshman | Forward

6-11 | 250

Lagos, Nigeria

Hamilton Heights HS

Season Highs

Points: 16, at South Carolina (1-31-18)
FGM: 6, 3x, at South Carolina (1-31-18)
FGA: 9, at South Carolina (1-31-18)
3FGM:
3FGA:
FTM: 4, twice, at South Carolina (1-31-18)
FTA: 9, Arkansas (1-2-18)
Rebounds: 13, Little Rock (12-20-17)
Assists: 3, Southern Miss (12-23-17)
Blocks: 5, Stephen F. Austin (11-22-17)
Steals: 4, Cincinnati (12-12-17)
Minutes: 33, twice, vs. Georgia (2-3-18)

Ado's Notes . . .

- Missed the season opener due to a quad injury.
- Made collegiate debut against Florida A&M and responded with 12 points.
- Earned third double-double against No. 22 Auburn with 10 points and 11 rebounds.
- Career-high 5 blocks vs. Stephen F. Austin.
- In a three-way tie for 5th in SEC with his 1.7 blocks, 41st nationally.
- His 45 blocks are the fifth most by an MSU freshman in school history.
- 7th in the SEC with 7.1 rebounds.

2017-18 Game-By-Game

Opponent	MIN	FG	Pct.	3FG	Pct.	FT	Pct.	O-D-R	PF	A	TO	B	S	PTS
N10 Alabama State	-DNP-													
N18 Florida A&M	*	23	6-7	.857	0-0	.000	0-0	.000	3-4-7	1	0	3	3	12
N20 Green Bay	*	24	4-8	.500	0-0	.000	4-5	.800	6-5-11	4	1	2	2	12
N22 Stephen F. Austin	*	28	2-2	1.000	0-0	.000	0-2	.000	0-4-4	0	0	6	5	4
N26 Jacksonville State	*	33	4-6	.667	0-0	.000	1-4	.250	3-5-8	3	0	4	3	9
N30 North Dakota State	*	14	2-2	1.000	0-0	.000	1-1	1.000	0-4-4	5	0	4	0	5
D3 Dayton	*	21	2-2	1.000	0-0	.000	1-1	1.000	1-2-3	3	0	3	0	5
D9 North Georgia	*	17	1-5	.200	0-0	.000	2-2	1.000	0-3-3	1	0	3	4	4
D12 Cincinnati	*	27	0-1	.000	0-0	.000	0-0	.000	2-2-4	1	0	1	3	0
D16 UT Martin	*	26	2-5	.400	0-0	.000	2-3	.667	4-8-12	0	0	2	3	6
D20 Little Rock	*	28	2-3	.667	0-0	.000	2-4	.500	6-7-13	2	1	0	3	6
D23 Southern Miss	*	27	3-4	.750	0-0	.000	2-5	.400	2-3-5	4	3	5	0	8
D30 North Florida	*	27	2-3	.667	0-0	.000	1-6	.167	2-7-9	3	0	3	2	5
J2 Arkansas	*	34	3-3	1.000	0-0	.000	2-9	.222	5-4-9	2	0	1	4	8
J6 Ole Miss	*	17	2-5	.400	0-0	.000	1-2	.500	3-1-4	4	0	0	1	5
J10 Florida	*	24	6-8	.750	0-0	.000	0-0	.000	2-8-10	3	1	1	1	12
J13 Auburn	*	31	4-5	.800	0-0	.000	2-4	.500	3-8-11	3	0	1	2	10
J16 Vanderbilt	*	14	4-7	.571	0-0	.000	1-4	.250	3-3-6	4	1	0	1	9
J20 Alabama	*	20	5-8	.625	0-0	.000	1-1	1.000	2-2-4	4	0	3	1	11
J23 Kentucky	*	31	0-4	.000	0-0	.000	2-3	.667	2-3-5	1	0	2	1	2
J27 Missouri	*	32	5-6	.833	0-0	.000	2-2	1.000	3-4-7	1	0	3	0	12
J31 South Carolina	*	29	6-9	.667	0-0	.000	4-5	.800	5-4-9	5	0	2	4	16
F3 Georgia	*	33	3-3	1.000	0-0	.000	1-2	.500	4-2-6	2	1	4	2	7
F6 Alabama														
F10 Missouri														
F14 Vanderbilt														
F17 Ole Miss														
F20 Texas A&M														
F24 South Carolina														
F27 Tennessee														
M3 LSU														

CAREER STATS FOR ABDUL ADO

Year	GP-GS	Min/Avg	FG-FGA	Pct	3FM-3GA	Pct	FT-FTA	Pct	Rebs	PF-D	Asst	TO	Blk	Stl	Pts/Avg
2017-18	22-22	560/25.5	68-106	.642	0-0	.000	32-65	.492	154-7.0	56-2	8	53	45	22	168/7.6

35 ARIC HOLMAN



@AricHolman

Junior | Forward

6-10 | 225

Owensboro, KY

Owensboro HS

Season Highs

Points: 23, North Florida (12-30-17)
FGM: 10, North Florida (12-30-17)
FGA: 12, 3x, last vs. North Florida (12-30-17)
3FGM: 3, at Cincinnati (12-12-17)
3FGA: 4, 5x, last at Ole Miss (1-6-18)
FTM: 5, vs. Georgia (2-3-18)
FTA: 8, Little Rock (12-20-17)
Rebounds: 14, Vanderbilt (1-16-18)
Assists: 3, twice, Ole Miss (1-6-18)
Blocks: 3, twice, at Kentucky (1-23-18)
Steals: 1, 7x, last vs. Georgia (2-3-18)
Minutes: 29, Auburn (1-13-18)

Career Highs

Points: 23, North Florida (12-30-17)
FGM: 10, North Florida (12-30-17)
FGA: 13, Boise State (11-18-16)
3FGM: 3, at Cincinnati (12-12-17)
3FGA: 4, 6x, last at Ole Miss (1-6-18)
FTM: 7, LSU (1-7-17)
FTA: 9, LSU (1-7-17)
Rebounds: 14, Vanderbilt (1-16-18)
Assists: 4, Arkansas (2-9-16)
Blocks: 5, twice, last vs. NWST (11-28-16)
Steals: 2, 3x, last vs. Oregon State (12-1-16)
Minutes: 33, TAMU (1-14-17)

2017-18 Game-By-Game

Opponent	MIN	FG	Pct.	3FG	Pct.	FT	Pct.	O-D-R	PF	A	TO	B	S	PTS
N10 Alabama State	21	6-11	.545	2-4	.500	4-5	.800	3-8-11	1	0	1	0	1	18
N18 Florida A&M	* 18	2-2	1.000	1-1	1.000	0-0	.000	2-4-6	1	0	2	2	1	5
N20 Green Bay	* 23	5-7	.714	1-2	.500	2-3	.667	1-4-5	3	1	1	0	0	13
N22 Stephen F. Austin	* 24	3-3	1.000	1-1	1.000	3-3	1.000	1-6-7	3	2	3	3	0	10
N26 Jacksonville State	* 23	4-6	.667	0-1	.000	3-6	.500	2-4-6	2	0	1	2	0	11
N30 North Dakota State	* 23	4-7	.571	2-3	.667	2-4	.500	6-3-9	2	0	1	0	0	12
D3 Dayton	* 28	2-4	.500	2-4	.500	0-0	.000	1-7-8	0	1	2	2	1	6
D9 North Georgia	* 13	5-5	1.000	2-2	1.000	1-1	1.000	1-5-6	0	0	1	2	0	13
D12 Cincinnati	* 26	7-12	.583	3-3	1.000	1-2	.500	5-5-10	1	1	1	1	0	18
D16 UT Martin	* 21	9-12	.750	2-4	.500	1-3	.333	8-4-12	1	1	0	1	1	21
D20 Little Rock	* 20	3-8	.375	0-2	.000	4-8	.500	3-2-5	1	1	2	2	1	10
D23 Southern Miss	* 24	3-5	.600	1-1	1.000	3-4	.750	2-4-6	0	0	0	1	0	10
D30 North Florida	* 18	10-12	.833	1-2	.500	2-2	1.000	3-1-4	3	1	1	1	1	23
J2 Arkansas	* 20	1-8	.125	0-4	.000	2-2	1.000	2-3-5	2	0	1	0	0	4
J6 Ole Miss	* 22	3-6	.500	2-4	.500	1-2	.500	0-5-5	0	3	1	2	0	9
J10 Florida	* 16	3-4	.750	0-0	.000	1-1	1.000	0-4-4	5	0	2	0	0	7
J13 Auburn	* 29	4-9	.444	1-3	.333	2-2	1.000	1-5-6	3	0	2	2	0	11
J16 Vanderbilt	* 26	7-10	.700	2-3	.667	2-2	1.000	4-10-14	1	2	0	2	0	18
J20 Alabama	* 28	3-5	.600	1-1	1.000	4-5	.800	2-8-10	3	0	1	0	0	11
J23 Kentucky	* 21	3-6	.500	0-3	.000	0-0	.000	1-5-6	4	0	2	3	1	6
J27 Missouri	* 26	4-6	.667	1-2	.500	0-1	.000	1-2-3	2	0	3	2	1	9
J31 South Carolina	* 19	2-3	.667	0-1	.000	2-2	1.000	1-4-5	2	0	0	2	0	6
F3 Georgia	* 28	4-8	.500	1-5	.200	3-4	.750	2-6-8	2	0	1	0	1	12
F6 Alabama														
F10 Missouri														
F14 Vanderbilt														
F17 Ole Miss														
F20 Texas A&M														
F24 South Carolina														
F27 Tennessee														
M3 LSU														

Holman's Notes . . .

- Now has seven double-doubles for his career, five this year following his 11-point, 10-rebound effort at Alabama.
- Scored in double-digits 14 of MSU's 22 games.
- Season-high 3 blocks vs. Stephen F. Austin.
- Holds the 8th all-time spot at MSU with 108 blocked shots.
- Earned his fourth double-double of the year on Jan. 16 against Vanderbilt.
- Had a career-high 14 rebounds against Vanderbilt on Jan. 16.
- Earned a career-high 23 points against North Florida on Dec. 30.
- Sealed the South Carolina with two key free throws in the final minute.
- Tied for 8th in SEC with his 7.0 rebounds.

CAREER STATS FOR ARIC HOLMAN

Year	GP-GS	Min/Avg	FG-FGA	Pct	3FM-3GA	Pct	FT-FTA	Pct	Rebs	PF-D	Ast	TO	Blk	Stl	Pts/Avg
2015-16	21-3	194/9.2	18-44	.409	2-13	.154	1-6	.167	39-1.9	37-2	8	16	14	2	39/1.9
2016-17	32-26	747/23.3	104-210	.495	12-49	.245	49-75	.653	193-6.0	79-4	20	54	64	21	269/8.4
2017-18	23-22	517/22.5	97-159	.610	26-56	.464	43-62	.694	161-7.0	42-1	13	29	30	9	263/11.4
Totals	76-51	1458/19.2	219-413	.530	40-118	.339	93-143	.650	393-5.2	158-7	41	99	108	32	571/7.5

45 E.J. DATCHER



Sophomore | Center

6-10 | 240

Hapersville, AL

Vincent HS

Season Highs

Points: 11, Alabama State (11-10-17)
FGM: 3, twice, North Florida (12-30-17)
FGA: 4, 3x, last vs. North Florida (12-30-17)
3FGM:
3FGA:
FTM: 9, Alabama State (11-10-17)
FTA: 9, Alabama State (11-10-17)
Rebounds: 6, Green Bay (11-20-20)
Assists: 2, Florida A&M (11-18-20)
Blocks: 3, Green Bay (11-20-17)
Steals: 1, 3x, at Alabama (1-20-18)
Minutes: 20, at Alabama (1-20-18)

Career Highs

Points: 11, Alabama State (11-10-17)
FGM: 3, twice, North Georgia (12-9-17)
FGA: 4, 4x, last vs. North Florida (12-30-17)
3FGM:
3FGA:
FTM: 9, Alabama State (11-10-17)
FTA: 9, Alabama State (11-10-17)
Rebounds: 7, Norfolk State, (11-11-16)
Assists: 2, Florida A&M (11-18-20)
Blocks: 3, 3x, last vs Green Bay (11-20-17)
Steals: 2, Kentucky (1-17-17)
Minutes: 20, at Alabama (1-20-18)

2017-18 Game-By-Game

Opponent	MIN	FG	Pct.	3FG	Pct.	FT	Pct.	O-D-R	PF	A	TO	B	S	PTS
N10 Alabama State *	15	1-4	.250	0-0	.000	9-9	1.000	1-3-4	5	0	1	0	0	11
N18 Florida A&M	13	2-3	.667	0-0	.000	3-3	1.000	0-3-3	1	2	0	0	0	7
N20 Green Bay	19	2-2	1.000	0-0	.000	0-0	.000	0-6-6	1	0	1	3	0	4
N22 Stephen F. Austin	22	2-4	.500	0-0	.000	2-4	.500	2-1-3	4	0	0	0	0	6
N26 Jacksonville State	3	1-1	1.000	0-0	.000	0-0	.000	0-0-0	0	0	0	0	0	2
N30 North Dakota State	-DNP-													
D3 Dayton	-DNP-													
D9 North Georgia	11	3-3	1.000	0-0	.000	2-2	1.000	2-1-3	0	0	0	0	0	8
D12 Cincinnati	4	0-0	.000	0-0	.000	0-0	.000	0-0-0	0	0	0	0	0	0
D16 UT Martin	5	0-0	.000	0-0	.000	0-0	.000	0-1-1	0	1	0	0	0	0
D20 Little Rock	2	0-0	.000	0-0	.000	0-0	.000	0-1-1	2	0	1	0	0	0
D23 Southern Miss	9	2-2	1.000	0-0	.000	0-0	.000	0-3-3	2	0	1	0	0	4
D30 North Florida	10	3-4	.750	0-0	.000	0-0	.000	0-3-3	4	0	2	1	0	6
J2 Arkansas	6	0-1	.000	0-0	.000	0-0	.000	1-0-1	0	0	0	1	0	0
J6 Ole Miss	13	2-2	1.000	0-0	.000	0-0	.000	1-1-2	2	0	0	0	1	4
J10 Florida	9	1-2	.500	0-0	.000	0-0	.000	1-1-2	2	0	0	0	1	2
J13 Auburn	8	1-1	1.000	0-0	.000	0-0	.000	1-0-1	1	1	0	1	0	2
J16 Vanderbilt	8	0-0	.000	0-0	.000	0-0	.000	1-0-1	0	0	0	1	0	0
J20 Alabama	20	0-2	.000	0-0	.000	1-2	.500	1-4-5	2	0	1	0	1	1
J23 Kentucky	6	1-3	.333	0-0	.000	0-0	.000	1-0-1	2	0	0	0	0	2
J27 Missouri	4	0-0	.000	0-0	.000	0-0	.000	0-1-1	2	0	0	1	0	0
J31 South Carolina	3	0-0	.000	0-0	.000	0-0	.000	0-1-1	3	0	3	0	0	0
F3 Georgia	6	0-1	.000	0-0	.000	0-0	.000	2-1-3	1	0	0	0	0	0
F6 Alabama														
F10 Missouri														
F14 Vanderbilt														
F17 Ole Miss														
F20 Texas A&M														
F24 South Carolina														
F27 Tennessee														
M3 LSU														

Datcher's Notes . . .

- Earned his first-career start against Alabama State and responded with a career-high 11 points.

- Career-high 3 blocks against Green Bay.

- String of 14-straight made FTs ended against Stephen F. Austin.

- Missed North Dakota State and Dayton games due to a foot injury suffered against Jacksonville State.

- Returned against North Georgia and totaled 8 points.

- Had first steal of the season at Ole Miss.

- Had a career-high 20 minutes played against Alabama.

CAREER STATS FOR E.J. DATCHER

Year	GP-GS	Min/Avg	FG-FGA	Pct	3FM-3GA	Pct	FT-FTA	Pct	Rebs	PF-D	Asst	TO	Blk	Stl	Pts/Avg
2016-17	31-0	228/7.4	13-32	.406	0-0	.000	5-9	.556	47-1.5	59-1	1	9	18	6	31/1.0
2017-18	21-1	196/9.3	21-35	.600	0-0	.000	17-20	.850	45-2.1	34-1	4	10	8	3	59/2.8
Totals	52-1	424/8.2	34-67	.507	0-0	.000	22-29	.759	92-1.8	93-2	5	19	26	9	90/1.7

Exhibition — Oct. 22, 2017

Nebraska 78
Mississippi State 63

Humphrey Coliseum • Starkville, MS

Nebraska

Player	FG	3FG	FT	RB	PF	PT	A	Min
Copeland	f 2-10	0-6	0-0	7	3	4	0	26
Tshimanga	c 5-8	0-0	1-1	6	3	11	1	16
Watson	g 4-10	2-6	1-2	2	2	11	5	32
Taylor	g 3-5	1-2	2-3	3	3	9	3	28
Palmer	g 5-6	2-3	5-6	1	1	17	0	23
Okeke	2-2	0-0	0-0	3	4	4	0	11
McVeigh	2-6	2-5	2-2	3	1	8	2	20
Allen	0-1	0-0	0-0	0	0	0	0	5
Gill	2-5	1-2	1-1	0	1	6	3	14
Borchardt	2-3	0-0	0-0	2	1	4	0	9
TOTALS	28-62	8-27	12-15	37	22	76	16	200

Mississippi State

Player	FG	3FG	FT	RB	PF	PT	A	Min
Holman	f 2-5	0-1	1-1	1	0	5	0	17
Herard	c 2-3	0-0	0-2	5	1	4	0	16
Peters	g 2-10	0-3	4-8	3	3	8	4	22
Stapleton	g 2-8	0-2	3-4	5	1	7	2	24
Q. W'spoon	g 4-13	0-3	1-2	5	2	9	1	25
N. W'spoon	0-2	0-0	2-3	4	4	2	2	19
Wright	4-5	0-1	2-2	4	1	10	2	25
Feazell	5-5	0-0	0-0	2	1	10	0	15
Carter	1-5	1-3	2-2	0	1	5	3	18
Datcher	6-8	0-0	0-0	6	4	12	0	19
TOTALS	28-64	1-13	15-24	38	18	72	14	200

Halftime: UN 48, MSU 32. FG%: 43.8%, UN 45.2%, 3FG%: MSU 7.7%, UN 29.6%, FT%: MSU 62.5%, UN 80.0%. Turnovers: MSU 11 (Feazell 3), UN 16 (Roby 5). Blocked Shots: MSU 8 (Herard 3), UN 5 (Five with 1). Steals: MSU 7 (Q. Weatherspoon 3), UN 3 (Three with 1). Officials: Patrick Evans, Hunter Allen, Erroll Lewis. Attendance: 2,900.

Exhibition — Nov. 2, 2017

Mississippi State 87
West Florida 62

Humphrey Coliseum • Starkville, MS

West Florida

Player	FG	3FG	FT	RB	PF	PT	A	Min
Tidwell	f 2-7	0-1	3-6	6	3	7	1	25
Tucker	f 1-4	0-0	0-0	6	5	2	0	11
Cox	g 3-7	0-3	0-0	3	3	6	0	29
Deng	g 5-15	0-1	1-3	4	1	11	1	30
Thorpe	g 9-13	2-2	1-4	2	1	21	1	39
Jackson	1-7	1-5	2-4	3	2	5	0	21
Carter Jr.	0-0	0-0	1-2	0	1	1	0	5
Henderson	1-3	0-0	0-0	3	0	2	0	9
Flanagan	1-1	0-0	0-1	1	0	2	0	4
Ventoniemi	2-9	0-0	1-3	2	3	5	0	27
TOTALS	28-62	8-27	12-15	37	22	76	16	200

Mississippi State

Player	FG	3FG	FT	RB	PF	PT	A	Min
Herard	c 0-0	0-0	2-2	4	5	2	0	12
Peters	g 4-10	3-7	0-0	2	2	11	6	24
Stapleton	g 4-5	1-2	1-1	2	3	10	0	20
Q. W'spoon	g 5-10	0-1	5-8	8	0	15	1	26
Carter	g 3-11	1-9	1-2	4	0	8	2	28
Wright	2-6	0-2	2-2	7	1	6	2	24
N. W'spoon	6-8	1-2	1-1	2	0	14	3	18
Storm	0-1	0-0	0-0	1	0	0	0	3
Clayton	0-1	0-1	0-0	1	0	0	0	2
Davis	0-0	0-0	0-0	1	0	0	0	2
T.J. Gray	0-0	0-0	0-0	0	0	0	0	2
Feazell	0-1	0-0	0-0	1	5	0	0	8
Holman	8-9	0-0	0-0	6	3	16	1	17
Datcher	2-4	0-0	1-1	7	5	5	0	16
TOTALS	34-66	6-24	13-17	47	24	87	15	200

Halftime: MSU 44, UWF 31. FG%: 51.5%, UWF 37.9%, 3FG%: MSU 25.0%, UWF 25.0%, FT%: MSU 76.5%, UWF 39.1%. Turnovers: MSU 19 (Datcher 4), UWF 16 (Tidwell, Thorpe 3). Blocked Shots: MSU 7 (Holman 3), UWF 0. Steals: MSU 8 (Q. Weatherspoon 4), UWF 5 (Jackson 2). Officials: Sean Casey, Nate Green, Ken Washington. Attendance: 1,711.

Game 1 — Nov. 10, 2017

Mississippi State
Alabama State

Humphrey Coliseum • Starkville, MS

Alabama State

Player	FG	3FG	FT	RB	PF	PT	A	Min
Jones	f 7-11	0-0	2-2	6	2	16	0	33
Johnson	c 2-4	0-0	3-6	6	3	7	0	20
Davis	g 1-7	1-5	0-0	2	0	3	2	24
Ewuosho	g 3-6	1-2	1-2	5	3	8	2	23
Rogers	g 0-3	0-2	0-0	1	4	0	0	7
Johnson	0-3	0-1	0-0	1	0	0	0	3
Ross	6-11	5-8	0-1	2	2	17	1	24
Gee	1-5	0-2	1-2	1	4	3	0	16
Deneus	3-5	0-0	3-5	7	1	9	1	14
Pichardo	0-1	0-0	0-0	1	1	0	0	5
Wright	0-0	0-1	1-3	4	3	1	0	5
LeFlare	2-8	0-5	0-1	3	2	4	2	20
Rogers	0-2	0-0	0-0	0	1	0	0	6
TOTALS	25-67	7-26	11-22	41	26	68	8	200

Mississippi State

Player	FG	3FG	FT	RB	PF	PT	A	Min
Stapleton	f 0-0	0-0	0-0	1	0	0	0	5
Datcher	c 1-4	0-0	9-9	4	5	11	0	15
N. W'spoon	g 3-8	1-1	4-4	3	0	11	3	25
Peters	g 2-8	0-5	3-4	4	1	7	7	29
Q. W'spoon	g 8-9	0-1	1-3	8	3	17	1	22
Wright	5-8	1-3	1-2	6	3	12	2	28
Storm	0-2	0-0	0-0	3	1	0	0	4
Clayton	0-0	0-0	0-0	0	0	0	0	2
Davis	0-1	0-1	1-2	0	0	1	1	2
Singleton	1-2	1-2	0-0	1	0	3	0	5
Gray	0-0	0-0	0-0	0	1	0	0	2
Carter	3-6	2-3	3-4	1	0	11	2	27
Herar	2-5	0-0	1-2	2	4	5	0	13
Holman	6-11	2-4	4-5	11	1	18	0	21
TOTALS	31-64	7-20	27-35	47	19	96	16	200

Halftime: MSU 58, ASU 31. FG%: 56.3%, ASU 32.3%, 3FG%: MSU 50.0%, ASU 33.3%, FT%: MSU 76.2%, ASU 50.0%. Turnovers: MSU 14 (Peters 4), ASU 17 (Ewuosho 4). Blocked Shots: MSU 4 (Peters 2), ASU 1 (B. Johnson). Steals: MSU 7 (Q. W'spoon, Stapleton 2), ASU 6 (Ewuosho 2). Officials: Terry Moore, Don Daily, Ken Washington. Attendance: 6,811.

Game 2 — Nov. 18, 2017

Mississippi State 79
Florida A&M 48

Humphrey Coliseum • Starkville, MS

Florida A&M

Player	FG	3FG	FT	RB	PF	PT	A	Min
Williams	f 5-20	0-2	4-6	8	3	14	0	35
Martin	c 3-6	0-0	1-2	5	1	7	0	33
Mayer	g 0-1	0-1	0-0	2	1	0	2	21
Myles	g 0-2	0-0	0-0	2	1	0	0	4
Barham	g 5-15	3-9	2-2	5	1	15	0	34
Severado	0-2	0-0	0-0	5	1	0	1	19
Reaves	2-5	1-3	0-0	1	2	5	2	16
Bowman	0-1	0-1	0-0	1	0	0	1	5
Core	2-4	1-1	0-0	3	0	5	0	12
Harrell	1-5	0-0	0-2	4	0	2	0	13
Ravenel	0-3	0-2	0-0	2	1	0	0	8
TOTALS	18-64	5-19	7-12	42	11	48	6	200

Mississippi State

Player	FG	3FG	FT	RB	PF	PT	A	Min
Ado	f 6-7	0-0	0-0	8	1	12	0	23
Holman	f 2-2	1-1	0-0	6	1	5	0	18
N. W'spoon	g 5-10	1-3	1-3	5	1	12	5	32
Peters	g 5-12	1-7	1-1	1	3	12	5	23
Q. W'spoon	g 5-9	1-4	1-2	6	1	12	4	31
Storm	0-0	0-0	0-0	1	0	0	0	3
Clayton	0-0	0-0	0-0	0	0	0	0	2
Davis	0-2	0-1	0-0	0	1	0	0	3
Singleton	2-3	0-1	0-0	0	0	4	1	5
Gray	1-1	1-1	0-0	0	1	3	0	3
Feazell	1-2	0-1	0-0	5	1	2	0	7
Carter	4-10	2-5	0-0	0	0	10	2	23
Herard	0-1	0-0	0-0	1	0	0	0	14
Datcher	2-3	0-0	3-3	3	1	7	2	13
TOTALS	33-62	7-24	6-9	38	11	79	19	200

Halftime: MSU 28, FAMU 17. FG%: 53.2%, FAMU 28.1%, 3FG%: MSU 29.2%, FAMU 26.3%, FT%: MSU 66.7%, FAMU 58.3%. Turnovers: MSU 17 (Q. W'spoon 4), FAMU 24 (Williams 7). Blocked Shots: MSU 13 (Ado 3), FAMU 2 (Martin 2). Steals: MSU 9 (Peters 4), FAMU 4 (Four players with 1). Officials: Anthony Jordan, Jason Baker, Erroll Lewis. Attendance: 6,132.

Game 3 — Nov. 20, 2017

Mississippi State 77
Green Bay 68

Humphrey Coliseum • Starkville, MS

Green Bay

Player	FG	3FG	FT	RB	PF	PT	A	Min
Jespersion	f 2-6	1-4	0-0	5	4	5	2	25
Small	g 3-6	1-2	8-10	7	3	15	1	34
Bell	g 2-6	1-2	0-0	2	0	5	0	12
Hankerson	g 4-6	0-1	2-2	4	3	10	1	25
Crist	g 0-4	0-3	0-0	5	3	0	5	20
Parham	4-9	3-5	4-6	2	1	15	1	22
Pipes	0-4	0-1	0-0	2	1	0	2	15
Bains	0-0	0-0	0-2	1	0	0	0	6
Patterson	3-6	0-0	3-4	3	3	9	0	21
Chevallier	3-7	3-6	0-0	3	1	9	0	20
TOTALS	21-54	9-24	17-24	36	19	68	12	200

Mississippi State

Player	FG	3FG	FT	RB	PF	PT	A	Min
Ado	f 4-8	0-0	4-5	11	4	12	1	24
Holman	f 5-7	1-2	2-3	5	3	13	1	23
N. W'spoon	g 3-7	1-3	3-4	5	3	10	4	28
Peters	g 6-15	1-7	5-6	0	0	18	2	29
Q. W'spoon	g 1-8	0-5	0-0	3	2	2	4	28
Wright	4-6	0-2	0-0	4	2	8	1	17
Feazell	1-3	0-0	0-0	1	1	2	0	7
Carter	2-6	0-4	2-2	0	1	6	0	19
Herard	1-1	0-0	0-1	3	2	2	0	6
Datcher	2-2	0-0	0-0	6	1	4	0	19
TOTALS	29-63	3-23	16-21	39	19	77	13	200

Halftime: MSU 40, GB 32. FG%: MSU 46.0%, GB 38.9%, 3FG%: MSU 13.0%, GB 37.5%, FT%: MSU 76.2%, GB 70.8%. Turnovers: MSU 14 (N. W'spoon, Peters 3), GB 19 (Small 4). Blocked Shots: MSU 6 (Datcher 3), GB 0. Steals: MSU 6 (Peters 3), GB 5 (Five players with 1). Officials: Karl Hess, Jeffery Clark, Rob Rorke. Attendance: 6,359.

Game 4 — Nov. 22, 2017

Mississippi State 80
Stephen F. Austin 75

Humphrey Coliseum • Starkville, MS

Stephen F. Austin

Game 5 — Nov. 26, 2017

Mississippi State	59
Jacksonville State	56

Humphrey Coliseum • Starkville, MS

Jacksonville State

Player	FG	3FG	FT	RB	PF	PT	A	Min
Cunningham f	1-2	0-0	0-0	5	3	2	1	17
Giga c	6-11	1-3	2-2	10	2	15	3	37
Gregory g	2-6	1-3	0-0	3	3	5	3	26
Drumwright g	4-13	1-6	0-0	3	2	9	1	35
Spears g	2-5	2-2	0-0	2	0	6	0	16
Dunlap	0-0	0-0	0-0	0	0	0	0	7
Edwards	0-3	0-1	2-2	4	1	2	1	20
Burnell	5-13	0-2	0-0	6	1	10	1	24
Hunter	2-4	1-2	2-2	1	1	7	0	17
Martin	0-0	0-0	0-0	0	0	0	0	1
TOTALS	22-57	6-19	6-6	36	13	56	10	200

Mississippi State

Player	FG	3FG	FT	RB	PF	PT	A	Min
Ado f	4-6	0-0	1-4	8	3	9	0	33
Holman f	4-6	0-1	3-6	6	2	11	0	23
N. W'spoon g	5-9	1-2	1-3	1	1	12	1	30
Q. W'spoon g	6-11	1-3	0-0	5	2	13	4	35
Carter g	1-7	1-7	0-0	6	0	3	2	29
Wright	0-5	0-2	0-0	6	0	0	0	23
Stapleton	3-8	1-2	0-0	2	1	7	1	15
Feazell	0-1	0-1	0-0	0	0	0	1	5
Herard	1-2	0-0	0-0	1	2	2	0	4
Datcher	1-1	0-0	0-0	0	0	2	0	3
TOTALS	25-56	4-18	5-13	37	11	59	9	200

Halftime: JSU 29, MSU 25. FG%: MSU 44.6%, JSU 38.6%. 3FG%: MSU 22.2%, JSU 31.6%. FT%: MSU 38.5%, JSU 100.0%. Turnovers: MSU 12 (Ado, Q. W'spoon 4), JSU 10 (Cunningham 4). Blocked Shots: MSU 5 (Ado 3), JSU 2 (Cunningham, Burnell 1). Steals: MSU 2 (Ado, Carter 1), JSU 3 (Three players with 1). Officials: Orlandis Poole, Kipp Kissinger, John Gaffney. Attendance: 6,034.

Game 6 — Nov. 30, 2017

Mississippi State	83
North Dakota State	59

Humphrey Coliseum • Starkville, MS

North Dakota State

Player	FG	3FG	FT	RB	PF	PT	A	Min
Eliason f	1-2	0-0	0-2	6	1	2	1	20
Miller g	9-18	1-8	0-0	5	2	19	4	35
Samuelson g	1-4	1-4	0-0	0	1	3	1	22
Jacobson g	4-6	4-5	3-3	4	2	15	0	24
Ward g	2-10	0-4	0-0	3	1	4	1	21
Van Dulm	0-0	0-0	0-1	0	0	0	1	2
Quayle	1-3	1-3	0-0	4	0	3	0	17
Hunter	3-8	3-7	0-0	2	3	9	3	27
Geu	1-3	0-1	2-2	3	1	4	1	14
Kreuser	0-3	0-3	0-0	0	3	0	1	18
TOTALS	22-57	10-35	5-8	28	14	59	13	200

Mississippi State

Player	FG	3FG	FT	RB	PF	PT	A	Min
Ado f	2-2	0-0	1-1	4	5	5	0	14
Holman f	4-7	2-3	2-4	9	2	12	0	23
N. W'spoon g	5-9	1-3	1-1	4	0	12	2	31
Q. W'spoon g	4-9	1-3	0-2	4	1	9	10	26
Carter g	12-17	6-10	5-5	6	1	35	1	32
Wright	0-5	0-3	0-0	2	1	0	2	25
Stapleton	2-6	0-1	0-0	3	2	4	0	20
Storm	0-0	0-0	0-0	0	0	0	0	2
Davis	1-1	0-0	0-0	0	0	2	0	1
Singleton	1-1	0-0	0-0	0	0	2	0	2
Feazell	0-1	0-0	0-2	3	1	0	0	12
Herard	0-2	0-0	2-2	3	0	2	0	12
TOTALS	31-60	10-23	11-17	41	13	83	15	200

Halftime: JMSU 29, NDSU 24. FG%: MSU 51.7%, NDSU 38.6%. 3FG%: MSU 43.5%, NDSU 28.6%. FT%: MSU 64.7%, NDSU 62.5%. Turnovers: MSU 12 (Ado 4), NDSU 14 (Kreuser 4). Blocked Shots: MSU 1 (Stapleton), NDSU 0. Steals: MSU 8 (Stapleton 3), NDSU 3 (Three players with 1). Officials: Doug Shows, Tony Henderson, Bart Lenox. Attendance: 5,831.

Game 7 — Dec. 3, 2017

Mississippi State	61
Dayton	59

Humphrey Coliseum • Starkville, MS

Dayton

Player	FG	3FG	FT	RB	PF	PT	A	Min
Cunningham f	7-8	0-1	2-4	8	3	16	2	30
Antetokounmpo f	1-2	0-0	0-2	0	4	2	0	11
Davis g	5-12	2-7	5-8	10	0	17	3	38
Landers g	0-1	0-1	0-0	3	2	0	2	20
Crutcher g	6-11	4-8	2-2	3	0	18	0	33
Davis	0-4	0-3	0-0	2	1	0	1	26
Svoboda	2-6	2-5	0-0	0	3	6	0	32
Pierce	0-0	0-0	0-0	0	0	0	0	3
Crosby	0-2	0-0	0-0	0	0	0	0	7
TOTALS	21-46	8-25	9-16	30	13	59	8	200

Mississippi State

Player	FG	3FG	FT	RB	PF	PT	A	Min
Ado f	2-2	0-0	1-1	3	3	5	0	21
Holman f	2-4	2-4	0-0	8	0	6	1	28
N. W'spoon g	3-7	0-3	0-2	1	4	6	1	31
Q. W'spoon g	5-11	0-3	1-2	10	4	11	6	35
Carter g	7-12	6-10	0-0	1	2	20	2	32
Peters	1-5	1-5	0-0	0	2	3	2	21
Stapleton	3-8	0-3	2-2	1	3	8	0	18
Feazell	1-1	0-0	0-0	2	0	2	0	11
Herard	0-0	0-0	0-0	1	0	0	0	3
TOTALS	24-50	9-28	4-7	27	18	61	12	200

Halftime: MSU 35, UD 20. FG%: MSU 48.0%, UD 45.7%. 3FG%: MSU 32.1%, UD 32.0%. FT%: MSU 57.1%, UD 56.3%. Turnovers: MSU 24 (Q. W'spoon, Carter 5), UD 26 (Three players with 5). Blocked Shots: MSU 5 (Holman, Q. W'spoon 2), UD (Antetokounmpo, Landers 1). Steals: MSU 13 (Three players with 3), UD 14 (Davis 4). Officials: Anthony Jordan, Chuck Jones, Garrick Shannon. Attendance: 7,539.

Game 8 — Dec. 9, 2017

Mississippi State	95
North Georgia	62

Humphrey Coliseum • Starkville, MS

North Georgia

Player	FG	3FG	FT	RB	PF	PT	A	Min
Fuzak f	3-9	2-6	0-0	2	1	8	1	19
Olantunji f	5-9	0-0	0-0	10	2	10	1	30
Tshimanga g	3-6	0-1	0-0	4	0	6	3	31
Cantrell g	2-11	1-2	0-2	4	1	5	1	27
Smith g	3-9	2-4	0-0	2	0	8	0	24
Cotter	2-3	1-2	0-2	3	0	5	2	9
Politer	1-4	1-4	0-0	0	0	3	0	10
Dominy	3-6	0-1	0-1	1	2	6	2	13
Dean	3-8	0-2	0-0	4	1	6	1	19
Howard	1-1	1-1	0-0	0	0	3	0	4
Watson	1-5	0-4	0-0	5	1	2	0	14
TOTALS	27-71	8-27	0-5	39	8	62	11	200

Mississippi State

Player	FG	3FG	FT	RB	PF	PT	A	Min
Ado f	1-5	0-0	2-2	3	1	4	0	17
Holman f	5-5	2-2	1-1	6	0	13	0	13
N. W'spoon g	4-8	0-2	1-1	3	0	9	4	24
Q. W'spoon g	8-11	4-4	2-2	2	1	22	2	26
Carter g	1-7	0-3	0-0	3	1	2	2	27
Peters	4-12	3-7	0-0	7	1	11	6	22
Stapleton	3-6	0-3	0-0	1	2	6	0	17
Storm	0-0	0-0	0-0	0	0	0	0	4
Clayton	0-0	0-0	0-0	0	0	0	0	4
Davis	0-3	0-2	0-0	2	0	0	0	4
Singleton	3-5	3-4	0-0	3	0	9	0	5
Gray	0-2	0-2	0-0	0	1	0	0	4
Feazell	5-5	1-1	0-0	4	2	11	0	11
Herard	0-2	0-0	0-0	5	1	0	0	11
Datcher	3-3	0-0	2-2	3	0	8	0	11
TOTALS	37-74	13-30	8-8	44	10	95	14	200

Halftime: MSU 53, NG 26. FG%: MSU 50.0%, NG 38.0%. 3FG%: MSU 43.3%, NG 29.6%. FT%: MSU 100.0%, NG 0.0%. Turnovers: MSU 10 (Ado 3), NG 16 (Tshimanga 5). Blocked Shots: MSU 9 (Ado 4), NG 3 (Olantunji 2). Steals: MSU 8 (N. W'spoon, Q. W'spoon 2), NG 5 (Tshimanga 2). Officials: Joe Lindsay, Chuck Jones, Jason Baker. Attendance: 6,613.

Game 9 — Dec. 12, 2017

Cincinnati	65
Mississippi State	50

BB&T Arena • Highland Heights, KY

Mississippi State

Player	FG	3FG	FT	RB	PF	PT	A	Min
Ado f	0-1	0-0	0-0	4	1	0	0	27
Holman f	7-12	3-3	1-2	10	1	18	1	26
N. W'spoon g	6-11	0-1	0-0	1	2	12	2	26
Q. W'spoon g	3-12	1-3	5-6	7	3	12	3	34
Carter g	3-7	2-5	0-0	0	1	8	1	23
Peters	0-11	0-7	0-0	1	4	0	2	21
Wright	0-3	0-1	0-0	3	2	0	0	16
Stapleton	0-4	0-1	0-0	1	2	0	0	12
Feazell	0-1	0-0	0-0	0	0	0	0	2
Herard	0-1	0-0	0-0	3	0	0	0	9
Datcher	0-0	0-0	0-0	0	0	0	0	4
TOTALS	19-63	6-21	6-8	38	16	50	9	200

Cincinnati

Player	FG	3FG	FT	RB	PF	PT	A	Min
Clark f	2-6	1-3	4-4	13	3	9	4	34
Washington f	8-15	0-1	0-0	5	1	16	1	31
Evans g	7-13	4-7	6-6	8	2	24	2	35
Jenifer g	1-3	1-1	0-0	0	1	3	3	19
Cumberland g	1-8	1-4	4-6	5	0	7	3	30
Williams	2-4	0-2	0-0	1	1	4	0	13
Moore	0-1	0-1	0-0	0	1	0	0	3
Scott	0-0	0-0	0-0	0	1	0	1	6
Broome	1-4	0-1	0-0	0	1	2	4	20
Diarra	0-0	0-0	0-0	0	0	0	0	1
Brooks	0-0	0-0	0-0	1	0	0	0	8
TOTALS	22-54	7-20	14-16	37	11	65	18	200

Halftime: UC 35, MSU 25. FG%: MSU 30.2%, UC 40.7%. 3FG%: MSU 28.6%, UC 35.0%. FT%: MSU 75.0%, UC 87.5%. Turnovers: MSU 16 (Peters 6), UC 14 (Clark 4). Blocked Shots: MSU 4 (Ado 3), UC 11 (Clark 5). Steals: MSU 9 (Ado 4), UC 5 (Clark, Broome 2). Officials: Doug Sirmons, Ted Valentine, Pat Adams. Attendance: 8,128.

Game 10 — Dec. 16, 2017

Mississippi State	
UT Martin	

Humphrey Coliseum • Starkville, MS

UT Martin

Player	FG	3FG	FT	RB	PF	PT	A	Min
Lewis	f 2-10	0-2	0-0	4	4	4	0	25
Parker	c 1-1	0-0	0-0	3	3	2	1	15
Butler	g 9-21	4-12	0-0	5	2	22	3	40
Bogan	g 4-7	2-4	0-0	5	4	10	3	30
Hewitt	g 0-1	0-1	0-0	2	0	0	0	9
Thompson	2-6	2-4	0-0	2	1	6	2	20
Fofana	0-2	0-0	0-0	2	1	0	1	11
Williams	2-5	0-2	0-0	0	2	4	1	18
Beaufort	2-6	1-3	1-2	2	1	6	0	13
Gill	2-6	0-0	3-4	3	3	7	2	19
TOTALS	24-65	9-28	4-6	29	21	61	13	200

Game 11 — Dec. 20, 2017

Mississippi State	64
Little Rock	48

Humphrey Coliseum • Starkville, MS

Little Rock

Player	FG	3FG	FT	RB	PF	PT	A	Min
O. Black	f 3-5	0-0	0-0	5	2	6	2	30
Hadzic	c 4-7	1-4	0-0	2	4	9	0	20
Jones	g 1-8	0-1	0-0	4	1	2	2	25
Lottie	g 1-4	0-1	2-2	5	1	4	1	29
A.Black	g 3-10	1-7	0-1	3	4	7	1	30
Pippins	3-8	1-3	0-1	1	4	7	0	21
Corcoran	1-1	1-1	0-0	0	0	3	0	7
Carson	0-0	0-0	0-0	0	0	0	0	1
Gilmore	0-1	0-0	0-0	0	0	0	0	2
Mompremier	0-3	0-1	0-0	0	2	0	0	14
Marcus	3-3	0-0	0-2	4	3	6	1	13
Brady	1-3	0-2	2-2	2	0	4	0	5
Bankston	0-1	0-0	0-2	3	0	0	0	3
TOTALS	20-54	4-20	4-10	35	21	48	7	200

Mississippi State

Player	FG	3FG	FT	RB	PF	PT	A	Min
Ado	f 2-3	0-0	2-4	13	2	6	1	28
Holman	f 3-8	0-2	4-8	5	1	10	1	20
N. W'spoon	g 3-9	2-5	0-0	4	2	8	1	23
Q. W'spoon	g 7-11	1-3	6-6	8	1	21	3	26
Carter	g 3-7	1-4	0-0	0	0	7	1	24
Peters	0-4	0-4	0-2	3	2	0	4	24
Wright	2-5	1-3	2-5	4	0	7	0	19
Stapleton	1-5	1-3	1-1	2	2	3	0	21
Storm	0-1	0-1	0-0	0	0	0	0	1
Singleton	0-0	0-0	0-1	0	0	0	0	1
Feazell	1-3	0-0	0-0	1	1	2	0	10
Herard	0-0	0-0	0-0	0	2	0	0	1
Datcher	0-0	0-0	0-0	1	2	0	0	2
TOTALS	22-56	5-25	15-27	40	15	64	11	200

Halftime: MSU 26, UALR 23. FG%: MSU 39.3%, UALR 37.0%. 3FG%: MSU 20.0%, UALR 20.0%. FT%: MSU 55.6%, UALR 40.0%. Turnovers: MSU 12 (Holman, Q. W'spoon 2). UALR 21 (Lottie 6). Blocked Shots: MSU 7 (Ado 3), UALR 0. Steals: MSU 11 (Four players with 2), UALR 5 (Marcus 2). Officials: Karl Hess, Mike Nance, Lamar Simpson. Attendance: 7,156.

Game 12 — Dec. 23, 2017

Mississippi State	70
Southern Miss	64

Mississippi Coliseum • Starkville, MS

Mississippi State

Player	FG	3FG	FT	RB	PF	PT	A	Min
Ado	f 3-4	0-0	2-5	5	4	8	3	27
Holman	c 3-5	1-1	3-4	6	0	10	0	24
N. W'spoon	g 2-4	1-2	5-7	3	2	10	0	29
Q. W'spoon	g 2-5	0-3	3-6	4	3	7	4	31
Carter	g 2-5	1-3	2-2	3	0	7	2	22
Peters	4-10	0-4	2-5	3	0	10	3	19
Wright	1-2	0-0	0-0	2	1	2	2	16
Stapleton	4-7	4-7	0-0	3	2	12	1	23
Datcher	2-2	0-0	0-0	3	2	4	0	9
TOTALS	23-44	7-20	17-29	35	14	70	15	200

Southern Miss

Player	FG	3FG	FT	RB	PF	PT	A	Min
Davis	f 2-3	1-1	2-2	4	2	7	1	20
MaGee	g 2-8	2-6	2-2	4	4	8	4	20
Edwards	g 9-17	3-6	1-2	7	2	22	0	38
Griffin	g 4-12	0-4	1-2	5	5	9	5	39
Holland	g 3-8	3-7	2-3	0	4	11	1	38
Richardson	0-4	0-1	0-0	1	1	0	4	23
Rowe	3-4	0-0	1-3	6	3	7	0	18
Hampton	0-1	0-1	0-0	2	20	9	0	4
TOTALS	23-57	9-26	9-14	30	21	64	15	200

Halftime: MSU 36, UUSM 27. FG%: MSU 52.3%, USM 40.4%. 3FG%: MSU 35.0%, USM 34.6%. FT%: MSU 58.6%, USM 64.3%. Turnovers: MSU 15 (Ado 5). USM 9 (Three players with 3). Blocked Shots: MSU 4 (Four players with 4), USM 1 (Rowe). Steals: MSU 3 (Three players with 1), USM 6 (Edwards 4). Officials: Tim Gattis, Orlandis Poole, Marques Pettigrew. Attendance: 4,028.

Game 13 — Dec. 30, 2017

Mississippi State	109
North Florida	81

Humphrey Coliseum • Starkville, MS

North Florida

Player	FG	3FG	FT	RB	PF	PT	A	Min
Horchler	f 2-8	0-3	0-0	3	3	4	1	26
Aminu	f 4-10	0-2	5-6	3	1	13	1	29
Escobar	g 5-10	4-7	0-0	1	2	14	0	23
Burkhardt	g 3-4	3-4	0-1	3	0	9	1	20
G.-Rosa	g 3-9	3-7	3-4	1	0	12	7	30
Lambright	0-3	0-2	0-0	0	0	0	0	4
Coffey II	1-3	1-1	0-0	0	2	3	0	17
Day	6-12	0-2	5-6	4	3	17	0	23
Haid	0-0	0-0	0-0	1	0	0	0	3
Driscoll	0-0	0-0	0-0	0	0	0	0	2
TOTALS	27-63	12-29	15-19	21	13	81	12	200

Mississippi State

Player	FG	3FG	FT	RB	PF	PT	A	Min
Ado	f 2-3	0-0	1-6	9	3	5	0	27
Holman	f 10-12	1-2	2-2	4	3	23	1	18
N. W'spoon	g 3-5	0-1	5-6	6	0	11	4	27
Q. W'spoon	g 7-10	2-3	2-2	6	3	18	6	27
Carter	g 4-6	1-2	2-2	3	0	11	1	24
Peters	1-4	0-2	0-0	2	3	2	4	15
Wright	3-7	0-2	0-0	2	3	2	4	15
Stapleton	6-10	3-5	1-1	2	2	16	3	18
Storm	0-0	0-0	0-0	1	0	0	0	2
Davis	0-2	0-0	0-0	0	0	0	1	2
Singleton	1-1	0-0	0-0	0	0	2	0	2
Feazell	4-7	0-1	1-1	3	2	9	0	7
Datcher	3-4	0-0	0-0	3	4	6	0	10
TOTALS	44-71	7-18	14-20	46	21	109	24	200

Halftime: MSU 47, UNF 43. FG%: MSU 62.0%, UNF 42.9%. 3FG%: MSU 38.9%, UNF 41.4%. FT%: MSU 70.0%, UNF 78.9%. Turnovers: MSU 14 (3 players with 3), UNF 14 (Gandia-Rosa 5). Blocked Shots: MSU 5 (Ado 2), UNF 3 (3 players with 1). Steals: MSU 7 (Stapleton 2), UNF 4 (Day 2). Officials: Bart Lenox, Mike Nance, Tim Pettis. Attendance: 7,764.

Game 14 — Jan. 2, 2018

Mississippi State	78
No. 22 Arkansas	75

Humphrey Coliseum • Starkville, MS

Arkansas

Player	FG	3FG	FT	RB	PF	PT	A	Min
Gafford	f 8-11	0-0	1-3	5	3	17	2	32
Thomas	f 0-2	0-0	0-0	5	2	0	4	18
Barford	g 4-15	0-6	3-4	7	4	11	5	38
Macon	g 9-12	9-7	1-3	5	2	24	2	37
Beard	g 4-7	1-2	0-0	1	2	9	3	29
Thompson	0-1	0-0	0-0	4	3	0	1	8
Bailey	5-7	0-0	0-2	6	5	10	0	18
Cook	1-3	0-0	0-0	0	2	2	0	4
Hall	1-2	0-0	0-0	3	1	2	0	6
Jones	0-2	0-0	0-0	1	2	0	0	10
TOTALS	32-62	6-15	5-12	39	26	75	17	200

Mississippi State

Player	FG	3FG	FT	RB	PF	PT	A	Min
Ado	f 3-3	0-0	2-9	9	2	8	0	34
Holman	f 1-8	0-4	2-2	5	2	4	0	20
N. W'spoon	g 7-10	1-3	7-10	4	1	22	2	33
Q. W'spoon	g 7-13	2-4	6-8	7	4	22	2	33
Carter	g 2-7	1-5	2-3	4	0	7	1	21
Peters	4-9	0-3	1-2	2	1	9	3	23
Wright	0-4	0-0	0-0	0	0	0	0	10
Stapleton	1-4	0-2	4-6	4	1	6	1	20
Datcher	0-1	0-0	0-0	1	0	0	0	6
TOTALS	25-59	4-21	24-40	39	11	78	9	200

Halftime: MSU 32, AR 28. FG%: MSU 42.4%, AR 51.6%. 3FG%: MSU 19.0%, AR 40.0%. FT%: MSU 60.0%, AR 41.7%. Turnovers: MSU 7 (Q. W'spoon 2). AR 13 (4 players with 2). Blocked Shots: MSU 8 (Ado 4), AR 3 (Thompson 2). Steals: MSU 8 (Q. W'spoon 3), AR 3 (Beard 2). Officials: Joe Lindsay, Orlandis Poole, Ron Groover. Attendance: 6,324.

Game 15 — Jan. 6, 2018

Ole Miss	64
Mississippi State	58

The Pavilion • Oxford, MS

Mississippi State

Player	FG	3FG	FT	RB	PF	PT	A	Min
Ado	f 2-5	0-0	1-2	4	4	5	0	17
Holman	f 3-6	2-4	1-2	5	0	9	3	22
N. W'spoon	g 3-10	0-3	3-6	2	3	9	0	32
Q. W'spoon	g 3-12	0-2	1-2	3	2	7	3	30
Carter	g 2-5	0-3	1-2	1	1	5	2	15
Peters	3-10	1-4	0-1	4	4	7	3	24
Wright	2-4	1-2	0-0	8	2	5	1	21
Stapleton	2-9	1-5	2-2	9	3	7	1	26
Feazell	0-0	0-0	0-0	0	0	0	0	1
Datcher	2-2	0-0	0-0	2	2	4	0	13

Ole Miss

Player	FG	3FG	FT	RB	PF	PT	A	Min
Hymon	f 0-3	0-0	0-0	5	4	0	0	17
Stevens	f 2-5	1-2	2-2	5	1	7	2	26
Shuler	g 4-8	1-5	1-2	1	1	10	1	24
Davis	g 1-13	0-8	0-2	5	0	2	0	21
Tyree	g 6-12	2-4	2-4	2	3	16	2	25
Burnett	6-10	3-4	6-8	5	2	21	3	32
Crawford	1-4	0-2	4-4	4	0	6	2	28
Olejniczak	1-3	0-0	0-0	5	3	2	0	14
Furmanavicius	0-4	0-3	0-0	2	0	0	0	13
TOTALS	21-62	7-28	15-22	41	14	64	10	200

Halftime: MSU 34, OM 28. FG%: MSU 34.9%, OM 33.9%. 3FG%: MSU 21.7%, OM 25.0%. FT%: MSU 52.9%, OM 68.2%. Turnovers: MSU 14 (Q. W'spoon 5). OM 7 (Tyree, Burnett 2). Blocked Shots: MSU 4 (Holman 2), OM 5 (Five players with 1). Steals: MSU 4 (4 players with 1), OM 6 (Shuler 3). Officials: Tony Greene, Owen Shortt, Jason Baker. Attendance: 8,664.

Game 16 — Jan. 10, 2018

Florida	71
Mississippi State	54

O'Connell Center • Gainesville, FL

Mississippi State

Mississippi State								
Player		FG	3FG	FT	RB	PF	PT	A Min
Ado	f	6-8	0-0	0-0	10	3	12	1 24
Holman	f	3-4	0-0	1-1	4	5	7	0 16
N. W'spoon	g	2-9	0-2	3-4	1	2	7	3 32
Q. W'spoon	g	6-13	4-8	0-0	5	2	16	3 36
Carter	g	1-6	0-2	0-0	0	1	2	0 25
Peters		1-6	1-3	0-0	0	1	3	0 25
Wright		2-6	0-1	1-2	4	1	5	1 23
Feazell		0-1	0-0	0-0	4	0	0	0 11
Datcher		1-2	0-0	0-0	2	2	2	0 9
TOTALS		22-55	5-16	5-7	31	17	54	9 201

Game 17 — Jan. 13, 2018

Auburn	76
Mississippi State	68

Humphrey Coliseum • Starkville, MS

Auburn Player	FG	3FG	FT	RB	PF	PT	A	Min
Mclemore f	0-1	0-0	0-0	1	1	0	0	12
Harper g	2-7	1-3	7-7	4	3	12	4	29
Brown g	6-13	5-8	6-8	2	2	23	1	33
Heron g	5-13	0-4	4-6	5	1	14	0	29
Murray g	3-10	1-3	7-8	9	3	14	0	26
Spencer	0-2	0-0	1-2	5	3	1	2	25
Okeke	1-4	0-0	0-1	5	2	2	0	17
Mitchell	1-4	0-0	0-0	3	3	2	1	18
Dunbar	3-6	2-3	0-0	3	1	8	0	11
TOTALS	21-60	9-21	25-32	39	19	76	8	200

Mississippi State Player	FG	3FG	FT	RB	PF	PT	A	Min
Ado f	4-5	0-0	2-4	11	3	10	0	31
Holman f	4-9	1-3	2-2	6	3	11	0	29
N. W'spoon g	3-10	0-3	4-6	3	4	10	3	28
Q. W'spoon g	5-13	2-7	2-2	4	4	14	3	33
Carter g	3-8	1-5	0-0	3	1	7	0	23
Peters	4-7	1-2	1-2	3	5	10	1	21
Wright	0-2	0-0	0-0	1	1	0	2	8
Stapleton	0-4	0-3	4-6	5	2	4	0	19
Datcher	1-1	0-0	0-0	1	1	2	1	8
TOTALS	24-59	5-23	15-22	42	24	68	10	200

Halftime: MSU 35, AU 24. FG%: MSU 40.7%, AU 35.0%. 3FG%: MSU 21.7%, AU 42.9%. FT%: MSU 68.2%, AU 78.1%. Turnovers: MSU 12 (Peter 4), AU 7 (Harper, Heron 2). Blocked Shots: MSU 8 (Ado, Holman 2), AU 3 (Three players with 1). Steals: MSU 3 (Ado 2), AU 7 (Murray 3). Officials: Pat Adams, Joe Lindsay, Wil Howard. Attendance: 8,443.

Game 18 — Jan. 16, 2018

Mississippi State	80
Vanderbilt	62

Humphrey Coliseum • Starkville, MS

Vanderbilt Player	FG	3FG	FT	RB	PF	PT	A	Min
Roberson f	5-10	0-4	0-1	2	4	10	2	26
Baptiste c	1-3	0-0	0-0	2	2	2	0	12
Lee g	2-6	0-3	2-2	5	1	6	4	28
Willis g	3-8	2-6	0-0	0	0	8	0	26
Lachance g	2-4	1-3	0-0	7	3	5	4	25
Toye	1-2	1-2	0-0	1	1	3	1	20
Austin	2-2	0-0	0-0	1	1	4	2	16
Evans	1-2	0-0	0-0	2	0	2	0	5
Brown	3-7	0-2	2-2	2	2	8	1	20
Obinna	6-9	0-0	2-4	4	1	14	0	22
TOTALS	26-53	4-20	6-9	29	15	62	14	200

Mississippi State Player	FG	3FG	FT	RB	PF	PT	A	Min
Ado f	4-7	0-0	1-4	6	4	9	1	14
Holman f	7-10	2-3	2-2	14	1	18	2	26
N. W'spoon g	1-7	0-3	0-0	3	1	2	4	21
Q. W'spoon g	8-12	1-3	2-3	4	2	19	4	28
Carter g	3-8	2-4	1-1	5	2	9	2	30
Peters	3-8	1-3	3-4	1	0	10	5	22
Wright	2-3	0-0	1-1	1	1	5	2	21
Stapleton	3-9	2-4	0-0	0	0	8	0	24
Feazell	0-0	0-0	0-0	0	0	0	0	6
Datcher	0-0	0-0	0-0	1	0	0	0	8
TOTALS	31-64	8-20	10-15	37	11	80	20	200

Halftime: MSU 37, VU 25. FG%: MSU 48.4%, VU 49.1%. 3FG%: MSU 40.0%, VU 20.0%. FT%: MSU 66.7%, VU 66.7%. Turnovers: MSU 4 (Q. W'spoon 2), VU 10 (Roberson, Lee 2). Blocked Shots: MSU 5 (Holman 2), VU 3 (Brown 2). Steals: MSU 8 (Peters 3), VU 2 (Willis, Austin 1). Officials: Doug Shows, Orlandis Poole, Terry Oglesby. Attendance: 6,633.

Game 19 — Jan. 20, 2018

Alabama	68
Mississippi State	62

Coleman Coliseum • Tuscaloosa, AL

Mississippi State Player	FG	3FG	FT	RB	PF	PT	A	Min
Ado f	5-8	0-0	1-1	4	4	11	0	20
Holman f	3-5	1-1	4-5	10	3	11	0	28
N. W'spoon g	2-9	1-4	2-2	1	2	7	1	25
Q. W'spoon g	4-9	0-3	4-4	9	2	12	2	31
Carter g	1-5	1-4	0-0	0	1	3	0	23
Peters	6-15	4-10	1-2	1	3	17	2	28
Wright	0-1	0-0	0-0	2	2	0	0	12
Feazell	0-2	0-1	0-0	1	1	0	0	13
Datcher	0-2	0-0	1-2	5	2	1	0	20
TOTALS	21-56	7-23	13-16	38	20	62	5	200

Alabama Player	FG	3FG	FT	RB	PF	PT	A	Min
Key f	6-13	2-4	2-3	5	1	16	4	28
Giddens c	5-7	0-0	3-6	4	4	13	1	22
Jones g	3-8	0-1	0-0	5	1	6	0	30
Ingram g	0-2	0-0	7-10	8	4	7	6	29
Petty g	3-11	2-7	1-2	4	2	9	4	35
Hall	4-8	0-0	0-2	5	1	8	1	19
Reese	1-4	0-2	0-0	2	0	2	0	12
Johnson Jr.	2-3	1-2	0-0	1	1	5	0	16
Smith	1-4	0-0	0-0	3	3	2	0	9
TOTALS	25-60	5-16	13-23	40	17	68	16	200

Halftime: MSU 22, UA 41. FG%: MSU 37.5%, UA 41.7%. 3FG%: MSU 30.4%, UA 31.3%. FT%: MSU 81.3%, UA 56.5%. Turnovers: MSU 16 (Q. W'spoon 5), UA 11 (Ingram 3). Blocked Shots: MSU 1 (Ado 1), UA 6 (Giddens 3). Steals: 7 (Peters 3), UA 7 (Key 3). Officials: Tony Henderson, Owen Shortt, Gerald Williams. Attendance: 15,383.

Game 20 — Jan. 23, 2018

Kentucky	78
Mississippi State	65

Rupp Arena • Lexington, KY

Mississippi State Player	FG	3FG	FT	RB	PF	PT	A	Min
Ado f	0-4	0-0	2-3	5	1	2	0	31
Holman f	3-6	0-3	0-0	6	4	6	0	21
N. W'spoon g	4-8	1-3	1-2	4	2	10	0	22
Peters g	4-11	1-5	0-0	0	3	9	5	33
Q. W'spoon g	8-16	1-5	2-2	9	3	19	6	31
Wright	1-2	0-1	2-2	1	1	4	1	11
Stapleton	3-6	0-2	0-0	2	5	6	2	21
Feazell	0-0	0-0	0-0	0	0	0	0	3
Carter	2-11	2-10	1-1	1	2	7	2	21
Datcher	1-3	0-0	0-0	1	2	2	0	6
TOTALS	26-67	5-29	8-10	31	23	65	16	200

Kentucky Player	FG	3FG	FT	RB	PF	PT	A	Min
Richards f	0-1	0-0	0-0	1	0	0	0	11
Knox f	5-6	4-4	5-6	6	1	19	1	36
Washington f	6-10	0-2	10-14	6	2	22	2	31
Diallo g	3-8	0-2	0-1	7	2	6	2	27
Alexander g	6-15	0-3	4-4	4	1	16	6	35
Green	0-2	0-1	4-4	0	1	4	0	20
Killeya - Jones	1-3	0-0	0-1	3	0	2	0	10
Vanderbilt	1-7	0-0	0-0	7	2	2	0	11
Gabriel	3-6	1-2	0-0	6	4	7	0	19
TOTALS	25-58	5-14	23-30	41	13	78	11	200

Halftime: MSU 36, UK 38. FG%: MSU 38.8%, UK 43.1%. 3FG%: MSU 17.2%, UK 35.7%. FT%: MSU 80.0%, UK 76.7%. Turnovers: MSU 11 (Five players with 2), UK 11 (Knox 4). Blocked Shots: 4 (Holman 3), UK 5 (Washington, Diallo 2). Steals: MSU 5 (Carter 2), UK 7 (Washington 3). Officials: Pat Adams, Karl Hess, Vladimir Voyard-Tadal. Attendance: 20,609.

Game 21 — Jan. 27, 2018

Mississippi State	74
Missouri	62

Humphrey Coliseum • Starkville, MS

Missouri Player	FG	3FG	FT	RB	PF	PT	A	Min
Porter f	3-6	0-3	0-0	4	4	6	0	22
Barnett f	2-10	1-5	0-0	4	2	5	0	35
Tilmon f	3-7	0-0	0-0	5	2	6	0	24
Robertson g	8-14	3-7	1-2	2	3	20	4	38
Geist g	2-8	0-4	1-2	7	2	5	4	28
Rau	0-0	0-0	0-0	0	0	0	0	2
Nikko	1-1	0-0	1-2	1	2	3	1	8
Puryear	3-7	0-1	1-2	5	2	7	0	24
VanLeer	4-4	2-2	0-0	2	3	10	2	19
TOTALS	26-57	6-22	4-8	34	20	62	11	200

Mississippi State Player	FG	3FG	FT	RB	PF	PT	A	Min
Ado f	5-6	0-0	2-2	7	1	12	0	32
Holman f	4-6	1-2	0-1	3	2	9	0	26
N. W'spoon g	5-13	1-3	1-2	4	1	12	3	32
Peters g	2-4	0-2	0-0	2	3	4	9	26
Q. W'spoon g	7-9	2-4	4-5	6	1	20	4	34
Wright	2-3	0-0	0-0	0	1	4	0	9
Stapleton	1-4	1-2	0-0	0	0	3	0	16
Carter	3-8	1-3	3-4	2	0	10	1	21
Datcher	0-0	0-0	0-0	1	2	0	0	4
TOTALS	29-53	6-16	10-14	27	11	74	17	200

Halftime: MSU 31, MIZ 31. FG%: MSU 54.7%, MIZ 45.6%. 3FG%: MSU 37.5%, MIZ 27.3%. FT%: MSU 71.4%, MIZ 50.0%. Turnovers: MSU 15 (Three players with 3), MIZ 19 (Porter, Tilmon 4). Blocked Shots: MSU 7 (Stapleton 3), MIZ 3 (Tilmon 2). Steals: MSU 10 (Q. W'spoon 3), MIZ 4 (Barnett 2). Officials: Anthony Jordan, Brian Shay, Rob Rorke. Attendance: 7,169.

Game 22 — Jan. 31, 2018

Mississippi State	81
South Carolina	76

Colonial Life Arena • Columbia, SC

Mississippi State Player	FG	3FG	FT	RB	PF	PT	A	Min
Ado f	6-9	0-0	4-5	9	5	16	0	29
Holman f	2-3	0-1	2-2	5	2	6	0	19
N. W'spoon g	7-13	1-3	2-2	1	1	17	3	33
Peters g	1-6	0-3	0-0	1	3	2	3	27
Q. W'spoon g	6-12	2-6	4-4	5	4	18	3	30
Wright	2-3	1-1	0-0	1	1	5	2	10
Stapleton	3-6	1-3	2-2	2	4	9	0	25
Feazell	0-0	0-0	0-0	0	1	0	0	3
Carter	3-6	2-2	0-0	3	0	8	1	21
Datcher	0-0	0-0	0-0	1	3	0	0	3
TOTALS	30-58	7-19	14-15	32	24	81	12	200

South Carolina Player	FG	3FG	FT	RB	PF	PT	A	Min
Kotsar f	3-8	0-2	2-4	4	2	8	1	31
Silva f	4-7	0-0	10-13	6	3	18	2	27
Booker g	8-12	5-8	4-5	3	2	25	0	34
Myers g	3-7	0-1	2-2	4	3	8	1	21
Hinson g	1-8	0-2	0-0	3	1	2	1	13
Beatty	2-7	1-5	1-1	6	2	6	0	23
Gravett	1-3	0-1	2-2	3	0	4	7	24
Gueye	0-0	0-0	0-0	0	0	0	0	4
Haase	2-8	1-5	0-0	2	1	5	1	23
TOTALS	24-60	7-24	21-27	33	14	76	13	200

Game 23 — Feb. 3, 2018

Mississippi State 72
Georgia 57

Humphrey Coliseum • Starkville, MS

Georgia

Player	FG	3FG	FT	RB	PF	PT	A	Min
Maten f	5-12	0-2	3-6	7	1	13	1	37
Parker f	1-6	1-3	0-0	2	3	3	0	31
Ogbeide f	1-2	0-0	1-2	0	2	3	0	10
Jackson II g	2-9	1-4	0-0	1	1	5	7	36
Crump g	4-9	3-7	2-4	2	1	13	2	31
Diatla	4-4	4-4	0-0	1	5	12	1	18
Wilridge	0-0	0-0	0-0	0	0	0	0	0+
Hammonds	0-1	0-1	0-0	0	1	0	0	4
Edwards	1-3	0-0	0-0	0	0	2	0	12
Claxton	2-3	0-0	2-2	5	3	6	1	21
TOTALS	20-49	9-21	8-14	20	17	57	12	200

Mississippi State

Player	FG	3FG	FT	RB	PF	PT	A	Min
Ado f	3-3	0-0	1-2	6	2	7	1	33
Holman f	4-8	1-5	3-4	8	2	12	0	28
N. W'spoon g	7-9	0-1	0-0	4	2	14	1	26
Peters g	9-17	2-8	0-0	1	2	20	2	32
Q. W'spoon g	3-7	1-4	7-8	8	2	14	1	30
Wright	0-0	0-0	0-0	1	1	0	1	13
Stapleton	0-2	0-0	2-2	1	3	2	0	12
Feazell	0-1	0-1	0-0	0	0	0	0	1
Carter	1-5	1-3	0-0	1	2	3	1	19
Datcher	0-1	0-0	0-0	3	1	0	0	6
TOTALS	27-53	5-22	13-16	37	17	72	7	200

Halftime: MSU 37, UGA 21. FG%: MSU 50.9%, UGA 40.8%. 3FG%: MSU 22.7%, UGA 42.9%. FT%: MSU 81.3%, UGA 57.1%. Turnovers: MSU 12 (Ado, Peters 4). UGA 12 (4 players with 2). Blocked Shots: MSU 2 (Ado 2), UGA 4 (Claxton 2). Steals: MSU 8 (Peters 4), UGA 1 (Maten 1). Officials: Byron Jarrett, Patrick Evans, Bart Lenox. Attendance: 7,775.

Game 24 — Feb. 6, 2018

Mississippi State
Alabama

Humphrey Coliseum • Starkville, MS

Game 25 — Feb. 10, 2018

Mississippi State
Missouri

Mizzou Arena • Columbia, MO

Game 26 — Feb. 14, 2018

Mississippi State 78
Vanderbilt 65

Memorial Gym • Nashville

Game 27 — Feb. 17, 2018

Mississippi State
Ole Miss

Humphrey Coliseum • Starkville, MS

Game 28 — Feb. 20, 2018

Mississippi State
Texas A&M

Reed Arena • College Station, Texas

2017-18 Mississippi State Basketball
Mississippi State Combined Team Statistics (as of Feb 03, 2018)
All games

Overall record: 17-6 Conf: 5-5 Home: 15-1 Away: 1-5 Neutral: 1-0

#	Player	gp-gs	min	avg	Total		3-Point		F-Throw		Rebounds				pf	dq	a	to	blk	stl	pts	avg
					fg-fga	fg%	3fg-fga	3fg%	ft-fa	ft%	off	def	tot	avg								
11	Q Weatherspoon	23-23	695	30.2	123-240	.513	28-89	.315	72-92	.783	37	101	138	6.0	54	0	91	59	9	33	346	15.0
35	Aric Holman	23-22	517	22.5	97-159	.610	26-56	.464	43-62	.694	52	109	161	7.0	42	1	13	29	30	9	263	11.4
00	Nick Weatherspoon	23-23	653	28.4	91-201	.453	19-64	.297	48-70	.686	5	63	68	3.0	37	0	51	24	5	23	249	10.8
23	Tyson Carter	23-16	554	24.1	73-181	.403	34-110	.309	28-33	.848	6	43	49	2.1	18	0	36	26	1	20	208	9.0
01	Lamar Peters	20-7	485	24.3	63-181	.348	20-98	.204	17-29	.586	5	34	39	2.0	41	1	71	50	7	29	163	8.2
24	Abdul Ado	22-22	560	25.5	68-106	.642	0-0	.000	32-65	.492	61	93	154	7.0	56	2	8	53	45	22	168	7.6
03	Xavian Stapleton	18-1	328	18.2	39-105	.371	14-49	.286	18-22	.818	11	31	42	2.3	38	1	10	15	6	16	110	6.1
02	Eli Wright	20-0	335	16.8	29-79	.367	5-25	.200	9-15	.600	22	32	54	2.7	24	0	22	12	4	3	72	3.6
13	Nick Singleton	7-0	23	3.3	9-13	.692	4-7	.571	0-1	.000	2	3	5	0.7	0	0	1	2	0	0	22	3.1
45	E.J. Datcher	21-1	196	9.3	21-35	.600	0-0	.000	17-20	.850	14	31	45	2.1	34	1	4	10	8	3	59	2.8
22	KeyShawn Feazell	17-0	116	6.8	14-29	.483	1-6	.167	1-4	.250	7	20	27	1.6	10	0	1	8	2	2	30	1.8
15	T.J. Gray	3-0	9	3.0	1-3	.333	1-3	.333	0-0	.000	0	0	0	0.0	3	0	0	1	0	0	3	1.0
34	Schnider Herard	11-0	88	8.0	4-15	.267	0-0	.000	3-7	.429	11	12	23	2.1	12	0	0	11	8	0	11	1.0
12	Drew Davis	6-0	15	2.5	1-9	.111	0-4	.000	1-2	.500	0	2	2	0.3	1	0	2	2	0	0	3	0.5
10	Tate Clayton	3-0	8	2.7	0-0	.000	0-0	.000	0-0	.000	0	0	0	0.0	0	0	0	0	0	0	0	0.0
05	Mitchell Storm	7-0	19	2.7	0-4	.000	0-2	.000	0-0	.000	2	4	6	0.9	1	0	0	1	0	0	0	0.0
Team											25	40	65				10					
Total.....		23	4601		633-1360	.465	152-513	.296	289-422	.685	260	618	878	38.2	371	6	310	313	125	160	1707	74.2
Opponents.....		23	4599		542-1355	.400	170-529	.321	249-369	.675	255	534	789	34.3	383	-	265	328	65	121	1503	65.3

TEAM STATISTICS	MS	OPP	Date	Opponent	Score	Att.
SCORING	1707	1503	11-10-17	ALABAMA STATE	w 96-68	6811
Points per game	74.2	65.3	11-18-17	FLORIDA A&M	w 79-48	6132
Scoring margin	+8.9	-	11-20-17	GREEN BAY	w 77-68	6359
FIELD GOALS-ATT	633-1360	542-1355	11-22-17	STEPHEN F. AUSTIN	w 80-75	7687
Field goal pct	.465	.400	11-26-17	JACKSONVILLE STATE	w 59-56	6034
3 POINT FG-ATT	152-513	170-529	11-30-17	NORTH DAKOTA STATE	w 83-59	5831
3-point FG pct	.296	.321	12-03-17	DAYTON	w 61-59	7539
3-pt FG made per game	6.6	7.4	12-09-17	NORTH GEORGIA	w 95-62	6613
FREE THROWS-ATT	289-422	249-369	12-12-17	at Cincinnati	L 50-65	8128
Free throw pct	.685	.675	12-16-17	UT MARTIN	w 92-61	6709
F-Throws made per game	12.6	10.8	12-20-17	LITTLE ROCK	w 64-48	7156
REBOUNDS	878	789	12-23-17	vs Southern Miss	w 70-64	4028
Rebounds per game	38.2	34.3	12-30-17	NORTH FLORIDA	w 109-81	7764
Rebounding margin	+3.9	-	* 01-02-18	ARKANSAS	w 78-75	6324
ASSISTS	310	265	* 01-06-18	at Ole Miss	L 58-64	8664
Assists per game	13.5	11.5	* 01-10-18	at Florida	L 54-71	9917
TURNOVERS	313	328	* 01-13-18	AUBURN	L 68-76	8443
Turnovers per game	13.6	14.3	* 01-16-18	VANDERBILT	w 80-62	6633
Turnover margin	+0.7	-	* 01-20-18	at Alabama	L 62-68	15383
Assist/turnover ratio	1.0	0.8	* 01-23-18	at Kentucky	L 65-78	20609
STEALS	160	121	* 01-27-18	MISSOURI	w 74-62	7169
Steals per game	7.0	5.3	* 01-31-18	at South Carolina	w 81-76	11042
BLOCKS	125	65	* 02-03-18	GEORGIA	w 72-57	7775
Blocks per game	5.4	2.8				
ATTENDANCE	110979	77771				
Home games-Avg/Game	16-6936	6-12290				
Neutral site-Avg/Game	-	1-4028				

* - Conference game

Score by Periods	1st	2nd	Totals
Mississippi State	802	905	1707
Opponents	685	818	1503

2017-18 Mississippi State Basketball
Mississippi State Combined Team Statistics (as of Feb 03, 2018)
Conference games only

RECORD:	OVERALL	HOME	AWAY	NEUTRAL
ALL GAMES	5-5	4-1	1-4	0-0
CONFERENCE	5-5	4-1	1-4	0-0
NON-CONFERENCE	0-0	0-0	0-0	0-0

#	Player	gp-gs	min	avg	Total		3-Point		F-Throw		Rebounds								a	to	blk	stl	pts	avg
					fg-fga	fg%	3fg-fga	3fg%	ft-fa	ft%	off	def	tot	avg	pf	dq								
11	Q Weatherspoon	10-10	316	31.6	57-116	.491	15-46	.326	32-38	.842	21	39	60	6.0	26	0	31	31	3	13	161	16.1		
00	Nick Weatherspoon	10-10	284	28.4	41-98	.418	5-28	.179	23-34	.676	2	26	28	2.8	19	0	20	6	2	7	110	11.0		
35	Aric Holman	10-10	235	23.5	34-65	.523	8-26	.308	17-21	.810	14	52	66	6.6	24	1	5	13	13	3	93	9.3		
24	Abdul Ado	10-10	265	26.5	38-58	.655	0-0	.000	16-32	.500	32	39	71	7.1	29	1	3	17	17	6	92	9.2		
01	Lamar Peters	10-4	261	26.1	37-93	.398	11-43	.256	6-11	.545	3	12	15	1.5	25	1	34	24	2	16	91	9.1		
23	Tyson Carter	10-6	219	21.9	21-69	.304	11-41	.268	8-11	.727	2	18	20	2.0	10	0	10	6	1	10	61	6.1		
03	Xavian Stapleton	8-0	163	20.4	13-44	.295	5-21	.238	14-18	.778	4	19	23	2.9	18	1	4	6	4	5	45	5.6		
02	Eli Wright	10-0	138	13.8	11-28	.393	2-5	.400	4-5	.800	7	12	19	1.9	11	0	10	5	1	2	28	2.8		
45	E.J. Datcher	10-0	83	8.3	5-12	.417	0-0	.000	1-2	.500	9	9	18	1.8	15	0	1	4	4	3	11	1.1		
22	KeyShawn Feazell	7-0	37	5.3	0-4	.000	0-2	.000	0-0	.000	2	3	5	0.7	2	0	0	2	0	0	0	0.0		
Team											13	21	34					7						
Total.....		10	2001		257-587	.438	57-212	.269	121-172	.703	109	250	359	35.9	179	4	118	121	47	65	692	69.2		
Opponents.....		10	1999		245-579	.423	67-204	.328	132-193	.684	110	244	354	35.4	165	-	125	118	38	49	689	68.9		

TEAM STATISTICS	MS	OPP	Date	Opponent	Score	Att.
SCORING	692	689	* 01-02-18	ARKANSAS	w 78-75	6324
Points per game	69.2	68.9	* 01-06-18	at Ole Miss	L 58-64	8664
Scoring margin	+0.3	-	* 01-10-18	at Florida	L 54-71	9917
FIELD GOALS-ATT	257-587	245-579	* 01-13-18	AUBURN	L 68-76	8443
Field goal pct	.438	.423	* 01-16-18	VANDERBILT	w 80-62	6633
3 POINT FG-ATT	57-212	67-204	* 01-20-18	at Alabama	L 62-68	15383
3-point FG pct	.269	.328	* 01-23-18	at Kentucky	L 65-78	20609
3-pt FG made per game	5.7	6.7	* 01-27-18	MISSOURI	w 74-62	7169
FREE THROWS-ATT	121-172	132-193	* 01-31-18	at South Carolina	w 81-76	11042
Free throw pct	.703	.684	* 02-03-18	GEORGIA	w 72-57	7775
F-Throws made per game	12.1	13.2				
REBOUNDS	359	354				
Rebounds per game	35.9	35.4				
Rebounding margin	+0.5	-				
ASSISTS	118	125				
Assists per game	11.8	12.5				
TURNOVERS	121	118				
Turnovers per game	12.1	11.8				
Turnover margin	-0.3	-				
Assist/turnover ratio	1.0	1.1				
STEALS	65	49				
Steals per game	6.5	4.9				
BLOCKS	47	38				
Blocks per game	4.7	3.8				
ATTENDANCE	36344	65615				
Home games-Avg/Game	5-7269	5-13123				
Neutral site-Avg/Game	-	0-0				

* - Conference game

Score by Periods	1st	2nd	Totals
Mississippi State	329	363	692
Opponents	305	384	689

2017-18 Mississippi State Basketball
Mississippi State Game-by-Game Highs (as of Feb 03, 2018)
All games









Opponent	Date	Score	Points	Rebounds	Assists	Steals	Blocked shots
ALABAMA STATE	11-10-17	96-68	18-Aric Holman	11-Aric Holman	7-Lamar Peters	2-Xavian Stapleton Q Weatherspoon	2-Lamar Peters
FLORIDA A&M	11-18-17	79-48	12-Abdul Ado Nick Weatherspoon Lamar Peters Q Weatherspoon	7-Abdul Ado	5-Nick Weatherspoon Lamar Peters	4-Lamar Peters	6-Schnider Herard
GREEN BAY	11-20-17	77-68	18-Lamar Peters	11-Abdul Ado	4-Q Weatherspoon Nick Weatherspoon	3-Lamar Peters	3-E.J. Datcher
STEPHEN F. AUSTIN	11-22-17	80-75	25-Tyson Carter	7-Aric Holman Q Weatherspoon	6-Q Weatherspoon	2-Q Weatherspoon	5-Abdul Ado
JACKSONVILLE STATE	11-26-17	59-56	13-Q Weatherspoon	8-Abdul Ado	4-Q Weatherspoon	1-Tyson Carter Abdul Ado	3-Abdul Ado
NORTH DAKOTA STATE	11-30-17	83-59	35-Tyson Carter	9-Aric Holman	10-Q Weatherspoon	3-Xavian Stapleton	1-Xavian Stapleton
DAYTON	12-03-17	61-59	20-Tyson Carter	10-Q Weatherspoon	6-Q Weatherspoon	3-Nick Weatherspoon Tyson Carter Q Weatherspoon	2-Q Weatherspoon Aric Holman
NORTH GEORGIA	12-09-17	95-62	22-Q Weatherspoon	7-Lamar Peters	6-Lamar Peters	2-Nick Weatherspoon Q Weatherspoon	4-Abdul Ado
at Cincinnati	12-12-17	50-65	18-Aric Holman	10-Aric Holman	3-Q Weatherspoon	4-Abdul Ado	3-Abdul Ado
UT MARTIN	12-16-17	92-61	21-Aric Holman Q Weatherspoon	12-Aric Holman Abdul Ado	7-Q Weatherspoon Tyson Carter	4-Q Weatherspoon	3-Abdul Ado
LITTLE ROCK	12-20-17	64-48	21-Q Weatherspoon	13-Abdul Ado	4-Lamar Peters	2-Q Weatherspoon Lamar Peters Abdul Ado Xavian Stapleton	3-Abdul Ado
vs Southern Miss	12-23-17	70-64	12-Xavian Stapleton	6-Aric Holman	4-Q Weatherspoon	1-Nick Weatherspoon Abdul Ado Q Weatherspoon	1-Aric Holman Xavian Stapleton Lamar Peters Eli Wright
NORTH FLORIDA	12-30-17	109-81	23-Aric Holman	9-Abdul Ado	6-Q Weatherspoon	2-Xavian Stapleton	2-Abdul Ado
ARKANSAS	01-02-18	78-75	22-Q Weatherspoon Nick Weatherspoon	9-Abdul Ado	3-Lamar Peters	3-Q Weatherspoon	4-Abdul Ado
at Ole Miss	01-06-18	58-64	9-Aric Holman Nick Weatherspoon	9-Xavian Stapleton	3-Lamar Peters Q Weatherspoon Aric Holman	1-Xavian Stapleton E.J. Datcher Abdul Ado Lamar Peters	2-Aric Holman
at Florida	01-10-18	54-71	16-Q Weatherspoon	10-Abdul Ado	3-Q Weatherspoon Nick Weatherspoon	2-Q Weatherspoon	1-Eli Wright Abdul Ado
AUBURN	01-13-18	68-76	14-Q Weatherspoon	11-Abdul Ado	3-Nick Weatherspoon Q Weatherspoon	2-Abdul Ado	2-Aric Holman Abdul Ado
VANDERBILT	01-16-18	80-62	19-Q Weatherspoon	14-Aric Holman	5-Lamar Peters	3-Lamar Peters	2-Aric Holman
at Alabama	01-20-18	62-68	17-Lamar Peters	10-Aric Holman	2-Q Weatherspoon Lamar Peters	3-Lamar Peters	1-Abdul Ado
at Kentucky	01-23-18	65-78	19-Q Weatherspoon	9-Q Weatherspoon	6-Q Weatherspoon	2-Tyson Carter	3-Aric Holman
MISSOURI	01-27-18	74-62	20-Q Weatherspoon	7-Abdul Ado	9-Lamar Peters	3-Q Weatherspoon	3-Xavian Stapleton
at South Carolina	01-31-18	81-76	18-Q Weatherspoon	9-Abdul Ado	3-Q Weatherspoon Lamar Peters Nick Weatherspoon	3-Tyson Carter	4-Abdul Ado
GEORGIA	02-03-18	72-57	20-Lamar Peters	8-Q Weatherspoon Aric Holman	2-Lamar Peters	4-Lamar Peters	2-Abdul Ado

2017-18 Mississippi State Basketball
Mississippi State Team Game-by-Game Comparison (as of Feb 03, 2018)
All games

Opponent	1st	2nd	Score	Mar	Total FG	FG Pct	3-Pointers	3FG Pct	Free Throws	FT Pct	Rebounds	Assist	T/Over	Block	Steal	Fouls
ALABAMA STATE	58/31	38/37	96-68	+28	31-64/25-67	.484/.373	7-20/7-26	.350/.269	27-35/11-22	.771/.500	47/41 +6	16/8	14/17	4/1	7/6	19/26
FLORIDA A&M	28/17	51/31	79-48	+31	33-62/18-64	.532/.281	7-24/5-19	.292/.263	6-9/7-12	.667/.583	37/42 (5)	19/6	17/24	13/2	9/4	11/11
GREEN BAY	40/32	37/36	77-68	+9	29-63/21-54	.460/.389	3-23/9-24	.130/.375	16-21/17-24	.762/.708	39/36 +3	13/12	14/19	6/0	6/5	19/19
STEPHEN F. AUSTIN	32/40	48/35	80-75	+5	24-43/25-67	.558/.373	6-18/9-27	.333/.333	26-35/16-18	.743/.889	35/31 +4	14/7	19/12	10/2	4/8	15/27
JACKSONVILLE STATE	25/29	34/27	59-56	+3	25-56/22-57	.446/.386	4-18/6-19	.222/.316	5-13/6-6	.385/1000	37/36 +1	9/10	12/10	5/2	2/3	11/13
NORTH DAKOTA STATE	29/24	54/35	83-59	+24	31-60/22-57	.517/.386	10-23/10-35	.435/.286	11-17/5-8	.647/.625	41/28 +13	15/13	12/14	1/0	8/3	13/14
DAYTON	35/20	26/39	61-59	+2	24-50/21-46	.480/.457	9-28/8-25	.321/.320	4-7/9-16	.571/.563	27/30 (3)	12/8	24/26	5/2	13/14	18/13
NORTH GEORGIA	53/26	42/36	95-62	+33	37-74/27-71	.500/.380	13-30/8-27	.433/.296	8-8/0-5	1000/.000	44/39 +5	14/11	10/16	9/3	8/5	10/8
Cincinnati	25/35	25/30	50-65	(15)	19-63/22-54	.302/.407	6-21/7-20	.286/.350	6-8/14-16	.750/.875	38/37 +1	9/18	16/14	4/11	9/5	16/11
UT MARTIN	39/33	53/28	92-61	+31	34-67/24-65	.507/.369	11-33/9-28	.333/.321	13-21/4-6	.619/.667	53/29 +24	21/13	12/14	5/0	8/4	10/21
LITTLE ROCK	26/23	38/25	64-48	+16	22-56/20-54	.393/.370	5-25/4-20	.200/.200	15-27/4-10	.556/.400	40/35 +5	11/7	12/21	7/0	11/5	15/21
Southern Miss	36/27	34/37	70-64	+6	23-44/23-57	.523/.404	7-20/9-26	.350/.346	17-29/9-14	.586/.643	35/30 +5	15/15	16/9	4/1	3/6	14/21
NORTH FLORIDA	47/43	62/38	109-81	+28	44-71/27-63	.620/.429	7-18/12-29	.389/.414	14-20/15-19	.700/.789	46/21 +25	24/12	14/14	5/3	7/4	21/13
ARKANSAS	32/28	46/47	78-75	+3	25-59/32-62	.424/.516	4-21/6-15	.190/.400	24-40/5-12	.600/.417	39/39 -	9/17	7/13	8/3	8/3	11/26
Ole Miss	34/28	24/36	58-64	(6)	22-63/21-62	.349/.339	5-23/7-28	.217/.250	9-17/15-22	.529/.682	45/41 +4	13/10	14/7	4/5	4/6	21/14
Florida	28/33	26/38	54-71	(17)	22-55/25-58	.400/.431	5-16/9-23	.313/.391	5-7/12-16	.714/.750	31/38 (7)	9/13	16/15	2/4	5/7	17/11
AUBURN	35/24	33/52	68-76	(8)	24-59/21-60	.407/.350	5-23/9-21	.217/.429	15-22/25-32	.682/.781	42/39 +3	10/8	12/7	8/3	3/7	24/19
VANDERBILT	37/25	43/37	80-62	+18	31-64/26-53	.484/.491	8-20/4-20	.400/.200	10-15/6-9	.667/.667	37/29 +8	20/14	4/10	5/3	8/2	11/15
Alabama	22/41	40/27	62-68	(6)	21-56/25-60	.375/.417	7-23/5-16	.304/.313	13-16/13-23	.813/.565	38/40 (2)	5/16	16/11	1/6	7/7	20/17
Kentucky	36/38	29/40	65-78	(13)	26-67/25-58	.388/.431	5-29/5-14	.172/.357	8-10/23-30	.800/.767	31/41 (10)	16/11	11/11	4/5	5/7	23/13
MISSOURI	31/31	43/31	74-62	+12	29-53/26-57	.547/.456	6-16/6-22	.375/.273	10-14/4-8	.714/.500	27/34 (7)	17/11	15/19	7/3	10/4	11/20
South Carolina	37/36	44/40	81-76	+5	30-58/24-60	.517/.400	7-19/7-24	.368/.292	14-15/21-27	.933/.778	32/33 (1)	12/13	14/13	6/2	7/5	24/14
GEORGIA	37/21	35/36	72-57	+15	27-53/20-49	.509/.408	5-22/9-21	.227/.429	13-16/8-14	.813/.571	37/20 +17	7/12	12/12	2/4	8/1	17/16

Note: Game totals are displayed in the format TEAM/OPPONENT for each category

2017-18 MISSISSIPPI STATE PLAYER BREAKDOWN

0		Nick Weatherspoon Fr G 6-2 195 Canton, MS	MIN 28.4	PTS 10.8	RBS 3.0	AST 2.2	FG% .453	3FG% .297	FT% .686	Notes: Made collegiate debut against Alabama State and has started all 22 games. Scored in double-digits 16 times, with career-best 22 coming against Arkansas. 9 points at Ole Miss. 7 points, 3 assists at Florida. 10 points, 3 assists vs. Auburn. 2 points, 4 assists vs. Vanderbilt. 7 points at Alabama. 10 points, 4 rebounds at Kentucky. 12 points, 3 assists vs. Missouri. 17 points, 3 assists, 2 steals at USC. 14 points, 4 rebounds vs. Georgia. Named SEC Freshman of the Week on Monday.
1		Lamar Peters So G 6-0 185 New Orleans, LA	MIN 24.3	PTS 8.2	RBS 2.0	AST 3.6	FG% .348	3FG% .204	FT% .586	Notes: Suspended three games for violation of team rules. Started five games. 18 points against Green Bay. Scored in double-digits eight times. 9 points, 3 assists vs. Arkansas. 7 points, 3 assists, 1 steal, 1 block at Ole Miss. 3 points at Florida. 10 points vs. Auburn. 10 points, 5 assists vs. Vanderbilt. SEC high 17 points at Alabama. 9 points, 5 assists at Kentucky. Career-high 9 assists vs. Missouri. 2 points at USC. Season-high 20 points, 4 steals vs. Georgia. 4th in SEC in steals.
2		Eli Wright So G 6-4 190 Owensboro, KY	MIN 16.8	PTS 3.6	RBS 2.7	AST 1.1	FG% .367	3FG% .200	FT% .600	Notes: Suspended for three games. Season-high 12 points against Alabama State. Career-high 4 assists vs. North Florida. Career-high 8 rebounds at Ole Miss. 5 points, 4 rebounds at Florida. 5 points, 2 assists vs. Vanderbilt. 4 points at Kentucky. 4 points vs. Missouri. 5 points at USC.
3		Xavian Stapleton Jr G 6-6 210 Flora, MS	MIN 18.2	PTS 6.1	RBS 2.3	STL 0.9	FG% .371	3FG% .286	FT% .818	Notes: Appeared in 10 non-conference games and missed three due to a left knee sprain suffered in opener against Alabama State. Career-high 16 points vs. North Florida. Had 12 points vs. Southern Miss, including back-to-back 3s to turn a 54-50 deficit into a 56-64 lead, one MSU never relinquished. 6 points vs. Arkansas. 7 points, season-high 9 rebounds at Ole Miss. 8 points vs. Vanderbilt. Suspended for Florida game. 4 points, 5 rebounds. Suspended for Alabama game. 6 points at Kentucky. 3 points vs. Missouri. 9 points at USC. 2 points, 1 steal vs. Georgia.
11		Quinndary Weatherspoon Jr G 6-4 205 Canton, MS	MIN 30.2	PTS 15.0	RBS 6.0	AST 4.0	FG% .513	3FG% .315	FT% .783	Notes: Started all 22 games and has scored in double-digits 17 times. Has totaled 20-plus points six times (all wins). Game-winning shots against Dayton and Jacksonville St. Against Little Rock, scored 21 points to reach 1,000 for a career. Has scored in double-digits in 9 of 10 SEC games, including 22 vs. Arkansas. 14 points, 8 rebounds vs. Georgia. 13th in SEC in scoring, 5th in SEC in steals, 8th in assists, 3rd in FG%, 17th in minutes played and T16th in rebounds.
22		KeyShawn Feazell Fr F 6-8 230 New Hebron, MS	MIN 6.8	PTS 1.8	RBS 1.7	STL 0.1	FG% .483	3FG% .167	FT% .250	Notes: Appeared in 10 non-conference games. Scored 2 points and grabbed 5 rebounds in collegiate debut against Florida A&M. Season-high 11 points against North Georgia. DNP vs. Arkansas, while playing 1 at Ole Miss. 4 rebounds at Florida.
23		Tyson Carter So G 6-4 165 Starkville, MS	MIN 24.1	PTS 9.0	RBS 2.1	AST 1.6	FG% .403	3FG% .309	FT% .848	Notes: Started 16 games. Scored in double-digits seven times, once in SEC play. Named SEC POW after a career-high 35 points against North Dakota State and 20 versus Dayton. Had 25 points against Stephen F. Austin. 7 points, 4 rebounds vs. Arkansas. 5 points at Ole Miss. 2 points at Florida. 7 points, 3 rebounds vs. Auburn. 9 points vs. Vanderbilt. 3 points at Alabama. 7 points, 2 assists, 2 steals at Kentucky. 10 points, 2 steals vs. Missouri. 8 points, 3 steals at USC. 3 points, 1 steal vs. UGA.
24		Abdul Ado Fr F 6-11 250 Lagos, Nigeria	MIN 25.5	PTS 7.6	RBS 7.0	BLK 2.0	FG% .642	3FG% ---	FT% .492	Notes: Missed season opener with a quad injury. In debut, had 12 points, 7 rebounds and 3 blocked shots vs. Florida A&M. Had first double-double against Green Bay with 12 points and 11 rebounds. After having 12 rebounds against UT Martin, had 13 vs. Little Rock. 12 points, 10 rebounds at Florida. 10 points, 11 rebounds for third-double vs. Auburn. 9 points vs. Vanderbilt. 11 points at Alabama. 12 points, 7 rebounds vs. Missouri. 16 points, 9 rebounds, 4 blocks at USC. Team-high 45 blocks. 5th in SEC in blocks and T6th in rebounds.
35		Aric Holman Jr F 6-10 225 Owensboro, KY	MIN 22.5	PTS 11.4	RBS 7.0	BLK 1.3	FG% .610	3FG% .464	FT% .694	Notes: Started 22 games. Has posted five double-doubles (seven for career) — Alabama State, Cincinnati, UT Martin Vanderbilt and Alabama. Career-high 23 points vs. North Florida. Scored in double-digits 15 times. 11 points, 6 rebounds vs. Auburn. 18 points, 14 rebounds vs. Vanderbilt. 11 points, 10 rebounds at Alabama. 6 points, 6 rebounds at Kentucky. 9 points, 3 rebounds vs. Missouri. 6 points, 5 rebounds, 2 blocks at USC. 12 points, 8 rebounds vs. UGA. 8th at MSU with 108 blocks. T6th in SEC with 7.0 rebounds.
45		E.J. Datcher So C 6-10 240 Harpersville, AL	MIN 9.3	PTS 2.8	RBS 2.1	BLK 0.4	FG% .600	3FG% ---	FT% .850	Notes: One start came in season opener. Missed two games with a foot injury. Career-high 11 points against Alabama State and was 9-9 at the foul line. At one stretch, made 12-straight free throws. 1 rebound, 1 block vs. Arkansas. 4 points, 2 rebounds at Ole Miss. 2 points, 2 rebounds at Florida. 2 points vs. Auburn. Had an SEC-high 5 rebounds at Alabama. 1 rebound, 1 block vs. Missouri. 3 rebounds vs. UGA.