



# Mississippi State Bulldogs (9-13, 2-8) vs. Arkansas Razorbacks (12-11, 5-5)

## Basketball Media Relations

55 Coliseum Boulevard, Mississippi State, MS 39762

**GREGG ELLIS**, Primary Contact

(W) 662.325.3595 | (C) 662.322.0145 | gellis@athletics.msstate.edu

Twitter: @msusportsgregg & @HailStateMBK | www.hailstate.com

**HUNTER RICHARDSON**, Secondary Contact

(W) 662.325.6259 | (C) 901.490.4175 | hrichardson@athletics.msstate.edu

Twitter: @hunterrich18

10 NCAA Appearances | 1 Final Four | 6 SEC Championships | 3 SEC Tournament Titles | 18 Postseason Appearances

### Series Information

**Series:** 33-25, Arkansas

*Home:* 19-7, MSU

*Away:* 21-5, Arkansas

*Neutral:* 5-1, Arkansas

**Last Meeting:** 82-68, Arkansas (1-9-16)

**Mississippi State Coach:** Ben Howland

*MSU Record:* 9-13, 1st year

*Career Record:* 410-219, 20th year

*vs. Arkansas:* 0-2

**Arkansas Coach:** Mike Anderson

*Arkansas Record:* 98-59, 5th year

*Career Record:* 298-157, 14th year



### Game Information

**When:** Tuesday, Feb. 9, 2016

**Time:** 8 p.m. CT

**Location:** Starkville, Miss.

**Arena:** Humphrey Coliseum

**TV:** SEC Network

*PxP:* Dave Neal

*Analyst:* John Sundvold

*Sideline:* Kaylee Hartung

**MSU Radio Network:**

*PxP:* Jim Ellis

*Analyst:* Richard Williams

**Sirius/XM:** 136/190

### 2015-16 MSU Schedule/Results

#### NOVEMBER

13 EASTERN WASHINGTON (SECN) W, 106-88

16 SOUTHERN (SEC+) L, 76-72

#### PUERTO RICO TIPOFF

19 vs. Miami (ESPN2) L, 105-79

20 vs. Texas Tech (ESPNU) L, 74-72

22 vs. Missouri State (ESPN3) W, 84-70

28 TENNESSEE MARTIN W, 76-51

#### DECEMBER

2 TEXAS SOUTHERN (SECN) W, 86-73

12 at Missouri-Kansas City (ASN) L, 72-67

16 at Florida State (ESPN2) L, 90-66

19 TULANE (SECN) W, 69-59

23 Northern Colorado (SECN) ^ W, 93-69

31 NORTH CAROLINA CENTRAL (SEC+) W, 71-48

#### JANUARY

6 TEXAS A&M (SECN) L, 61-60

9 at Arkansas (SECN) L, 82-68

12 at Kentucky (ESPN) L, 80-74

16 TENNESSEE (SECN) L, 80-75

19 at Florida (ESPNU) L, 81-78

23 OLE MISS (SECN) W, 83-77

26 at South Carolina (SECN) L, 84-74

30 at Missouri (SECN) W, 76-62

#### FEBRUARY

2 ALABAMA (SECN) L, 82-80

6 at LSU (ESPN2) L, 88-77

9 **ARKANSAS (SECN)** 8 p.m.

13 GEORGIA (SECN) 7 p.m.

16 VANDERBILT (SECN) 8 p.m.

20 at Alabama (SECN) 1:30 p.m.

24 at Texas A&M (ESPN2) 6 p.m.

27 South Carolina (SECN) 1:30 p.m.

#### MARCH

2 at Ole Miss (SECN) 6 p.m.

5 AUBURN (SECN) 1:30 p.m.

#### 2015 SEC Tournament

9-13 TBA + TBA

^ - Jackson, Miss (Mississippi Coliseum)

+ - Nashville (Bridgestone Arena)

### WHAT TO NOTE AS MSU PLAYS ARKANSAS . . .

- After Mississippi State won 12 in a row against Arkansas at Humphrey Coliseum, the Razorbacks have won the last two. Only once have the Hogs won three straight — 1998-2000.
- Overall, Arkansas has won five in a row in this series, the most since winning seven straight from 1998-2000.
- The last two meetings between the two at the Hump have been tightly contested, with both games decided by four points (73-69, 2014; 65-61, 2015).
- Five of the Bulldogs' eight SEC losses this year have been by six points or less (combined 17 points, 3.4 average). All eight have been by an average of 6.5 points.
- Only four times in the last 30 years has MSU started SEC play 2-9 — 1986, '87, '98 and 2012.
- Arkansas native **I.J. Ready** missed the LSU game with back spasms.
- With 4:17 left in the first half, senior forward **Gavin Ware** collected his 800th rebound to become the seventh MSU player to have 1,000-plus points and 800-plus rebounds.
- In just 21 games, **Malik Newman** has already drained 52 3-pointers. That's currently the 4th most by an MSU freshman, while his 128 attempts rank 6th.
- Senior guard **Fred Thomas** had 10 points at LSU and is now just 7 shy of 1,000 for his career.
- **Gavin Ware** leads the SEC and is 11th nationally with his .625 FG percentage after making 5 of his 10 shots at LSU.
- After having just 278 assists last year, MSU already has 303 this year with at least nine games left.
- **Gavin Ware** currently has an ESPN player efficiency rating of 30.56, 10th nationally and second in the SEC behind Ben Simmons (7th, 31.42).
- In Saturday's game at LSU, Tigers guard Antonio Blakeney scored 31 points, the second time an opposing player totaled 30-plus points (South Carolina's Michael Carrera, 34).

### MSU BY THE NUMBERS

**3** — Quinndary Weatherspoon is 3rd among SEC freshmen with his 1.32 steals a game.

**8** — Gavin Ware now ranks 8th all-time at MSU with 93 blocked shots.

### MISSISSIPPI STATE PROJECTED STARTING 5

G • 6-4 • 202 • Fr	G • 6-3 • 190 • Fr	G • 5-11 • 170 • Jr	F • 6-9 • 260 • Sr	G • 6-3 • 197 • Sr
11 Quinndary Weatherspoon	14 Malik Newman	15 I.J. Ready	20 Gavin Ware	32 Craig Sword
				
Pts.: 10.7	Pts.: 13.1	Pts.: 10.1	Pts.: 16.2	Pts.: 12.5
Rbs.: 4.5	Rbs.: 3.0	Rbs.: 2.8	Rbs.: 7.1	Rbs.: 3.9
Assts.: 1.3	Assts.: 2.3	Assts.: 4.3	Assts.: 0.9	Assts.: 3.0
Stl.: 1.3	Stl.: 0.5	Stl.: 1.1	Blk.: 1.2	Stl.: 1.4

2015-16 BULLDOG BASKETBALL

WWW.HAILSTATE.COM | @HAILSTATEMBK

## 2015-16 MISSISSIPPI STATE NUMERICAL ROSTER

No.	Name	Pos.	Ht.	Wt.	Yr.	Exp.	Hometown
1	Fred Thomas	G	6-5	210	Sr.	3L	Jackson, MS (Jim Hill HS)
4	Johnny Zuppardo	F	6-8	226	Sr.	JC	Bay St. Louis, MS (Jones Junior College)
5	Joe Strugg	F	6-9	192	Fr.	HS	Montgomery, AL (G.W. Carver HS)
10	Carter Holmes	G	6-0	185	So.	HS	Jackson, MS (Jackson Academy)
11	Quinnndary Weatherspoon	G	6-4	202	Fr.	HS	Canton, MS (Velma Jackson HS)
13	Xavian Stapleton	G	6-7	203	So.	TR	Flora, MS (Louisiana Tech)
14	Malik Newman	G	6-3	190	Fr.	HS	Jackson, MS (Callaway HS)
15	I.J. Ready	G	5-11	170	Jr.	2L	North Little Rock, AR (Parkview HS)
20	Gavin Ware	F	6-9	260	Sr.	3L	Starkville, MS (Starkville HS)
21	Reggie Patterson	G	6-4	168	Jr.	JC	Baldwyn, MS (Northeast Miss. CC)
23	Travis Daniels	G	6-7	225	Sr.	1L	Tuscaloosa, AL (Shelton State CC)
24	Jett Jobe	G	6-4	181	Fr.	HS	Tuttle, OK (Tuttle HS)
32	Craig Sword	G	6-3	197	Sr.	3L	Montgomery, AL (G.W. Carver HS)
35	Aric Holman	F	6-10	212	Fr.	HS	Owensboro, KY (Owensboro HS)

**Head Coach:** Ben Howland (Weber State, 1979; 1st year)

**Assistant Coaches:** George Brooks (Mississippi State, 1997; 6th year)  
Korey McCray (Mercer, 2001; 1st year)  
Ernie Zeigler (Cleary College, 1994; 1st year)

**Director of Basketball Operations:** Jason Ludwig

**Director of Basketball Performance:** David Deets

**Graduate Assistant Coaches:** Donovan Castro  
Jalen Courtney

**VIDEO:** Michael Moynihan

**TRAINER:** Ryan Dotson

## Pronunciation Guide

ARIC HOLEMAN: ERIC  
MALIK NEWMAN: MA-LEAK  
QUINNNDARY WEATHERSPOON: QUINN-DARE-EE  
JOHNNY ZUPPARDO: ZOO-PAR-DOUGH

## GENERAL INFORMATION

Location: Starkville, MS  
Founded: February 28, 1878  
Enrollment: 20,873  
Conference: SEC  
Nickname: Bulldogs  
Colors: Maroon & White  
Arena: Humphrey Coliseum (10,500)  
President: Dr. Mark E. Keenum  
Athletics Director: Scott Stricklin  
Web Site: www.hailstate.com  
Twitter: @HailStateMBK

## BASKETBALL HISTORY

First Year of Basketball: 1908-09  
All-Time Record: 1,356-1,155/104 years  
All-Time SEC Record: 566-746  
Total Number of Head Coaches: 20  
Humphrey Coliseum Record: 414-170  
20-Win Seasons: 17  
NCAA Tournament Appearances: 10 (11-10)  
NCAA Tournament Final Fours: 1 (1996)  
NIT Appearances: 8 (7-8)  
NIT Final Fours: 1 (2007)  
SEC Championships: 6  
(2004, 1991, 1963, 1962, 1961, 1959)  
SEC Tournament Championships: 3  
(2009, 2002 and 1996)  
SEC Tournament Record: 28-50  
SEC Western Division Titles: 7  
(2010, 2008, 2007, 2004, 2003, 1996, 1995)

## TEAM INFORMATION

2014-15 Overall Record: 13-19  
2014-15 SEC Record: 6-12, T11th  
National Ranking: n/a  
Starters Returning/Lost: 4/1  
Letterwinners Returning/Lost: 7/4  
Newcomers: 9  
Roster (Sr./Jr/So./Fr.): (5/2/2/5)

## MEDIA INFORMATION

## Credentials

Media members may obtain both season credentials and game-by-game passes by contacting Gregg Ellis at 662.325.3595.

## SEC Teleconference

The SEC's weekly teleconference is every Monday and will be coordinated through the SEC media relations office. To participate, contact Craig Pinkerton of the SEC at 205-458-3038. Ben Howland is scheduled for 11:17 a.m. CT.



## Media On Twitter

Michael Bonner, Clarion Ledger  
@MikeBBonner  
David Brandt, Associated Press  
@davidbrandtAP  
Bob Carskadon, HailState Beat  
@bobcarskadon  
Joel Coleman, Starkville Daily News  
@JoelTColeman  
Robbie Faulk, 24/7 Sports  
@robbiefaulk247  
Paul Jones, 24/7 Sports  
@PJ247Sports  
Logan Lowery, Daily Journal  
@loganlowery  
David Murray, Dawgs' Bite  
@DawgsBiteMag  
Danny P. Smith, Starkville Daily News  
@sdndannyp  
Gene Swindoll, Gene's Page  
@GeneSwindoll  
Ben Wait, Commercial Dispatch  
@bcwait



## MISSISSIPPI STATE TV/RADIO ROSTER



**1 Fred Thomas**  
SR | G | 6-5 | 210  
Jackson, MS



**4 Johnny Zuppardo**  
SR | F | 6-8 | 226  
Bay St. Louis, MS



**5 Joe Strugg**  
FR | F | 6-9 | 192  
Montgomery, AL



**10 Carter Holmes**  
SO | F | 6-0 | 185  
Jackson, MS



**11 Quindary Weatherspoon**  
FR | G | 6-4 | 202  
Canton, MS



**13 Xavian Stapleton**  
SO | G | 6-7 | 203  
Flora, MS



**14 Malik Newman**  
FR | G | 6-3 | 190  
Jackson, MS



**15 I.J. Ready**  
JR | G | 5-11 | 170  
North Little Rock, AR



**20 Gavin Ware**  
SR | F | 6-9 | 260  
Starkville, MS



**21 Reggie Patterson**  
JR | G | 6-4 | 168  
Baldwyn, MS



**23 Travis Daniels**  
SR | G | 6-7 | 225  
Tuscaloosa, AL



**24 Jett Jobe**  
FR | G | 6-4 | 181  
Tuttle, OK



**32 Craig Sword**  
SR | G | 6-3 | 197  
Montgomery, AL



**35 Aric Holman**  
FR | F | 6-10 | 212  
Owensboro, KY



**Ben Howland**  
Head Coach  
1st Year



**George Brooks**  
Assistant Coach  
6th Year



**Korey McCray**  
Assistant Coach  
1st Year



**Ernie Zeigler**  
Assistant Coach  
1st Year



**Jason Ludwig**  
Director of Operations  
1st Year

## TALE OF THE TAPE

2015-16 STATS	PPG	FG%	3FG%	FT%	RB	RBM	A	T	TM	S	B
Mississippi State (9-13, 2-8)	76.6	46.3	32.2	73.7	34.3	-2.5	13.8	12.3	+0.5	6.3	4.5
Arkansas (12-11, 5-5)	81.8	46.3	42.6	70.9	37.3	+1.3	17.3	11.4	+3.0	5.6	5.6

Leaders	Scoring	Rebounds	Assists	Steals	Blocks
MSU	Ware, 16.2	Ware, 7.1	Ready, 4.3	Sword, 1.4	Ware, 1.2
Arkansas	Hannahs, 17.0	Kingsley, 9.2	Durham, 6.8	Durham, 1.8	Kingsley, 2.4

## Last Time Out For Arkansas

- ✓ Defeated Tennessee at home, 85-67.
- ✓ Moses Kingsley paced the Razorbacks with 17 points.
- ✓ Arkansas won the battle of the boards, 40-33.
- ✓ The Hogs forced 9 turnovers and had 10.
- ✓ Arkansas had 17 assists and 8 steals.
- ✓ The Hogs were 30-57 shooting, 9-22 from long range. Tennessee was 23-65, 10-27.
- ✓ Arkansas had 8 blocked shots.

## Last Time Out For Mississippi State

- ✓ Lost at LSU, 88-77.
- ✓ Gavin Ware paced MSU with 14 points on 5-10 shooting.
- ✓ MSU won the battle of the boards, 38-36.
- ✓ The Tigers dished out 25 assists, compared to the Bulldogs' 12.
- ✓ MSU was 29-66 shooting and 7-23 beyond the arc, while LSU was 32-61, 10-22.
- ✓ MSU forced 8 turnovers and had 10.
- ✓ MSU had 3 blocked shots and 4 steals.

## Next Four For MSU

## February 13

Who: Georgia | Where: Starkville, MS  
Time: 7 p.m. | TV: SEC Network

## February 16

Who: Vanderbilt | Where: Starkville, MS  
Time: 8 p.m. | TV: SEC Network

## February 20

Who: Alabama | Where: Tuscaloosa, AL  
Time: 1:30 p.m. | TV: SECN

## February 24

Who: Texas A&M | Where: College Station, TX  
Time: 6 p.m. | TV: ESPN2

## A LOOK AT THE SEC

## 2015-16 SEC Standings

	SEC	Overall
LSU	8-2 .800	15-8 .652
Kentucky	7-3 .700	17-6 .739
South Carolina	7-3 .700	20-3 .870
Texas A&M	7-3 .700	18-5 .783
Florida	6-4 .600	15-8 .652
Georgia	6-4 .600	13-8 .619
Arkansas	5-5 .500	12-11 .522
Ole Miss	5-5 .500	15-8 .652
Vanderbilt	5-5 .500	13-10 .565
Alabama	4-6 .400	13-9 .591
Tennessee	4-6 .400	11-12 .478
Auburn	3-7 .300	9-13 .409
Mississippi State	2-8 .200	9-13 .409
Missouri	1-9 .100	8-15 .348

As of Feb. 9, 2016

## Recent Scores

**February 2 (Tuesday)**  
LSU 80, Auburn 68  
Tennessee 84, Kentucky 77  
Georgia 69, South Carolina 56  
Alabama 82, Mississippi State 80

**February 3 (Wednesday)**  
Florida 87, Arkansas 83  
Ole Miss 76, Missouri 73

**February 4 (Thursday)**  
Vanderbilt 77, Texas A&M 60

**February 6 (Saturday)**  
Alabama 80, Missouri 71  
Kentucky 80, Florida 61  
South Carolina 81, Texas A&M 78  
Georgia 65, Auburn 55  
LSU 88, Mississippi State 77  
Ole Miss 85, Vanderbilt 78  
Arkansas 85, Tennessee 67

## Upcoming Games

**February 9 (Tuesday)**  
Auburn at Tennessee, 6 p.m.  
Ole Miss at Florida, 8 p.m.  
Georgia at Kentucky, 8 p.m.  
Arkansas at Mississippi State, 8 p.m.

**February 10 (Wednesday)**  
LSU at South Carolina, 6 p.m.  
Texas A&M at Alabama, 6 p.m.  
Missouri at Vanderbilt, 8 p.m.

**February 13 (Saturday)**  
Kentucky at South Carolina, 11 a.m.  
Texas A&M at LSU, noon  
Arkansas at Ole Miss, 1 p.m.  
Tennessee at Missouri, 2 p.m.  
Alabama at Florida, 4:30 p.m.  
Vanderbilt at Auburn, 5 p.m.  
Georgia at Mississippi State, 7 p.m.

## A Look Back . . .

## MSU PLAYERS VERSUS ARKANSAS

Player	G-GS	Mins	FGM-FGA	Pct	3GM-3GA	Pct	FTM-FTA	Pct	Rebs	Ast	TO	BS	Stl	Pts
Daniels	3-2	52	6-13	.462	1-6	.167	2-2	1.000	6-2.0	1	4	0	0	15/5.0
Holman	1-0	5	0-0	.000	0-0	.000	0-0	.000	2-2.0	0	1	1	0	0/0.0
Newman	1-1	30	3-7	.429	2-5	.400	1-4	.250	3-3.0	0	2	0	0	9/9.0
Ready	3-3	94	7-25	.280	1-7	.143	3-4	.750	8-2.7	12	7	0	6	18/6.0
Sword	5-5	142	21-48	.438	4-11	.364	15-28	.536	27-5.4	10	28	0	8	61/12.2
Thomas	4-1	91	11-30	.367	4-15	.267	7-10	.700	10-2.5	5	8	4	2	33/8.3
Ware	5-5	137	21-46	.457	0-0	.000	17-23	.739	36-7.2	4	10	3	4	59/11.8
W'spoon	1-0	25	2-13	.154	1-5	.200	0-0	.000	6-6.0	2	0	1	2	5/5.0
Zuppardo	1-0	6	0-1	.000	0-1	.000	2-2	1.000	3-3.0	0	0	0	1	2/2.0



**Humphrey Coliseum History**

**First Game:**..... Dec. 1, 1975; MSU 85, Indiana St. 82  
**Overall Record:**..... 414-170 (.709)  
**Non-Conference Record:**..... 206-35 (.855)  
**SEC Record:**..... 208-135 (.606)

**Humphrey Coliseum Yearly Records**

Year	Attn.	Avg.	Record (SEC)
1975-76	70,081	5,006	0-4 (5-4)
1976-77	76,232	5,082	11-4 (5-4)
1977-78	72,025	5,540	11-2 (8-1)
1978-79	99,906	7,136	11-3 (7-2)
1979-80	67,209	6,721	6-4 (5-4)
1980-81	48,214	4,018	6-6 (3-6)
1981-82	56,414	4,030	7-7 (3-6)
1982-83	68,416	5,263	11-2 (7-2)
1983-84	61,508	4,393	6-8 (3-6)
1984-85	89,370	6,384	11-3 (7-2)
1985-86	43,927	3,379	4-9 (3-6)
1986-87	40,715	2,908	7-7 (3-6)
1987-88	54,074	4,160	9-4 (5-4)
1988-89	74,344	5,719	9-4 (5-4)
1989-90	74,623	5,740	9-4 (5-4)
1990-91	102,072	7,852	12-1 (8-1)
1991-92	72,142	5,549	8-5 (4-4)
1992-93	61,172	4,706	10-3 (5-3)
1993-94	88,687	6,335	10-4 (5-3)
1994-95	80,681	6,723	11-1 (7-1)
1995-96	97,996	7,538	10-3 (6-2)
1996-97	74,275	5,305	10-4 (5-3)
1997-98	77,954	5,996	7-6 (2-6)
1998-99	70,257	5,018	12-2 (6-2)
1999-00	61,764	4,412	10-4 (4-4)
2000-01	77,654	4,568	13-4 (6-2)
2001-02	79,642	5,689	13-1 (7-1)
2002-03	98,312	7,022	12-2 (7-1)
2003-04	111,940	7,996	12-2 (6-2)
2004-05	103,031	7,925	11-2 (6-2)
2005-06	90,875	5,680	11-5 (5-3)
2006-07	123,736	6,512	16-3 (6-2)
2007-08	106,672	7,111	12-3 (7-1)
2008-09	157,111	8,728	13-5 (5-3)
2009-10	116,919	6,878	13-4 (6-2)
2010-11	97,069	5,710	12-5 (5-3)
2011-12	152,363	8,019	15-4 (6-2)
2012-13	94,092	6,721	7-7 (3-6)
2013-14	123,743	6,875	11-7 (3-6)
2014-15	106,946	6,291	9-8 (3-6)
2015-16	64,851	6,485	6-4 (1-3)

**vs. SEC Opponents**

Opponent	GP	W	L	PCT.	Str.
Alabama	40	22	18	.564	L3
Arkansas	23	17	6	.739	L2
Auburn	39	27	12	.692	W5
Florida	28	14	14	.500	L2
Georgia	29	18	11	.621	L3
Kentucky	29	9	20	.310	L4
LSU	29	24	15	.615	W1
Missouri	3	2	1	.667	W1
Ole Miss	41	33	8	.805	W1
S. Carolina	12	9	3	.750	L1
Tennessee	29	14	16	.467	L3
Texas A&M	3	1	2	.333	L1
Vanderbilt	28	19	9	.669	W1

**MSU KNOWS HOW TO WIN GAMES AT 'THE HUMP'**

Over the course of the last decade, Mississippi State's Humphrey Coliseum has become a difficult venue for opposing teams. Last year, MSU was 9-8, including a 6-2 mark against non-conference foes. This year, the MSU is 6-4.

The Bulldogs have compiled a 41-season composite record of 414-170 (.709) at "The Hump" since Mississippi State's basketball facility opened prior to the 1975-76 campaign.

**TRACKING MSU'S HOME SUCCESS UNDER BEN HOWLAND**

Season	Overall		SEC		Non-SEC	
	Record	Win %	Record	Win %	Record	Win %
2015-16	6-4	.600	1-3	.250	5-1	.833
<b>Totals</b>	<b>6-4</b>	<b>.600</b>	<b>1-3</b>	<b>.250</b>	<b>5-1</b>	<b>.833</b>

**A LOOK AT THE HISTORY OF HUMPHREY COLISEUM****LARGEST CROWDS  
AT THE HUMP**

Crowd	Opponent	Date
10,788	Kentucky	2-16-10
10,735	Ole Miss	2-7-04
10,645	Ole Miss	2-23-02
10,541	Florida	1-7-03
10,458	Auburn	3-2-04
10,437	Alabama	2-21-04
10,432	Alabama	3-5-05
10,432	Kentucky	1-13-04
10,429	Ole Miss	2-15-03
10,421	Ole Miss	1-26-08
10,412	Ole Miss	1-13-09
10,364	Ole Miss	2-9-12
10,338	Florida	1-24-07
10,315	Kentucky	1-9-96

**INDIVIDUAL MSU  
RECORDS AT THE HUMP**

**Most Points Scored**  
40, Rickey Brown (Auburn, 3-7-77)

**Most Rebounds**  
24, Wiley Peck (Alabama, 1-27-79)

**Most Assists**  
15, Al Perry (Vanderbilt, 1-29-77)

**TEAM MSU  
RECORDS AT THE HUMP**

**Most Points Scored**  
123, Troy State (12-5-95)

**Most Rebounds**  
75, Mississippi Valley St. (11-21-00)

**Most Consecutive Wins**  
14, 1-22-03 to 1-10-04

## NEWMAN, WEATHERSPOON EARN SEC HONOR

■ Even before league play starts, Malik Newman and Quindary Weatherspoon have both been tabbed freshman of the week by the SEC.

Following his 16-point, 3-rebound performance against UT Martin on Nov. 28, Weatherspoon was tabbed the SEC's Freshman of the Week.

He was the first MSU freshman to earn the honor since Gavin Ware and Craig Sword in 2012-13.

Newman won his honor following the 93-69 win against Northern Colorado in Jackson with his 20-point performance on 6-11 shooting.

## WARE TABBED SEC POW

■ After scoring a career-high 26 points and grabbing 13 rebounds in the season opener against Eastern Washington, senior forward Gavin Ware was named the first SEC Player of the Week this season.

It's the second league honor for Ware, who was named SEC Freshman of the Week on Dec. 24, 2013.

He was also the first Bulldog to earn POW honors since Craig Sword on Dec. 2, 2014.

## WARE MAKING REBOUNTING MOVES

■ Senior forward Gavin Ware currently has 804 rebounds, the 8th most in school history and 55 shy of moving into MSU's all-time Top 5.

### Rebounding Chart

1. Bailey Howell	1,277
2. Jarvis Varnado	1,096
3. Rickey Brown	1,092
4. Wiley Peck	964
5. Erick Dampier	859
6. Tyrone Washington	847
7. Kalpatrick Wells	830
8. <b>Gavin Ware</b>	<b>804</b>
9. Dave Williams	772
10. Jack Houston	753
11. Jerry Graves	713
12. Leland Mitchell	705
13. Charles Rhodes	691
T14. Jamont Gordon	677
T14. Tang Hamilton	677

## SWORD STEALING RECORD

■ Senior guard Craig Sword currently has 174 career steals, which ranks 4th all-time in MSU history. Ray White (1976-79) owns the record with 217.

### Steals Chart

1. Ray White	217
2. Derrick Zimmerman	205
3. Dee Bost	193
4. <b>Craig Sword</b>	<b>174</b>
5. Chuck Evans	165
6. Barry Stewart	162
7. Timmy Bowers	161
8. Tony Watts	154
9. Winsome Frazier	147
10. Darryl Wilson	140

## SWORD, WARE MOVING UP MSU SCORING CHARTS

■ Last year, Craig Sword became the 34th player in school history to score 1,000 points for career, while earlier this year Gavin Ware became the latest member.

## A CLOSER LOOK AT MSU

Sword currently ranks 16th all-time with 1,364 points. He needs just 39 more points to tie Jarvis Varnado for the 15th most in MSU history. Ware is currently 22nd with 1,241.

Here's a closer look at Mississippi State's scoring history . . .

### Scoring Leaders

1. Jeff Malone	2,142
2. Bailey Howell	2,030
3. Jim Ashmore	1,918
4. Rickey Brown	1,838
5. Ray White	1,652
10. Jerry Jenkins	1,503
11. Tony Watts	1,491
T12. Raven Johnson	1,460
T12. Cameron Burns	1,460
14. Charles Rhodes	1,451
15. Jarvis Varnado	1,403
16. <b>Craig Sword</b>	<b>1,364</b>
17. Tang Hamilton	1,307
18. Rich Knarr	1,305
19. Timmy Bowers	1,300
20. Jack Bouldin	1,257
21. Jerry Graves	1,245
22. <b>Gavin Ware</b>	<b>1,241</b>
23. Erick Dampier	1,231
T24. Dave Williams	1,219
T24. Leland Mitchell	1,219
26. Mario Austin	1,199
27. Marckell Patterson	1,168
28. Gary Hooker	1,144
29. Wiley Peck	1,136
30. Greg Carter	1,123
31. Tyrone Washington	1,119
32. W.D. "Red" Stroud	1,116
33. Larry Fry	1,079
34. Lawrence Roberts	1,048
35. Greg Lockhart	1,042

## WARE JOINED ELITE 1,000/800 CLUB AT LSU ON SATURDAY

■ At LSU on Feb. 6, senior forward Gavin Ware became the 7th player in school history to record 800 rebounds and 1,000 points. He joined this club with his first rebound at the 4:17 mark of the first half.

The six other players who have achieved that feat are Bailey Howell (2,030 pts, 1,277 rbs), Jarvis Varnado (1,403 pts, 1,096 rbs), Rickey Brown (1,838 pts, 1,092 rbs), Wiley Peck (1,136 pts, 964 rbs), Erick Dampier (1,231 pts, 859 rbs) and Tyrone Washington (1,119 pts, 847 rbs).

Ware now has 1,241 points and 804 boards.

## WARE AIMING FOR 20.0 POINTS

■ Senior forward Gavin Ware is currently averaging a team-best 16.2 points after having 14 at LSU.

Mississippi State hasn't had a player finish a season averaging 20 or more points since Jeff Malone averaged 26.8 in 1983.

In 1981, Malone, who went on to enjoy a stellar NBA career, averaged 20.1 points.

In 1996, the year the Bulldogs advanced to the Final Four, Darryl Wilson was close at 17.8.

## NEWMAN, WEATHERSPOON ONE OF TOP SCORING FRESHMAN DUOS

■ When it comes to freshman duos scoring, few are better than Malik Newman and Quindary Weatherspoon.

The two standouts are combining for 23.8

points, which is currently the 11th best in the country. Florida State's Malik Beasley and Dwayne Bacon are first at 33.8.

## HIGH FREE THROW PERCENTAGE

■ Mississippi State is currently second the SEC and 43rd nationally with its .737 free throw percentage. The school record is 76.9 percent in 1967-68. The Bulldogs haven't eclipsed .700 since 2011-12 when they were .710.

At LSU Saturday, MSU was 12-16.

## READY HAS FIRST DOUBLE-DOUBLE

■ Junior guard I.J. Ready posted his first double-double against Missouri State in Puerto Rico with 13 points and a career-high 11 assists.

## SEASON HIGHS IN STEALS, ASSISTS

■ Against Northern Colorado in a 91-68 win in Jackson on Dec. 23, the Bulldogs recorded season highs in assists (21) and steals (12).

I.J. Ready accounted for 11 assists, which tied his career best set against Missouri State in Puerto Rico back in November.

The Bulldogs also had season highs in free throws made (21) and attempted (26).

## SWORD, WARE LEAD SEC

■ Of all current players in the SEC, Craig Sword leads all scorers with 1,364 points, while Gavin Ware is tops with 804 rebounds. Ware is also third with 1,241 points. In addition, Sword has 174 steals, second only to Texas A&M's Alex Caruso, who has 251.

## NEWMAN 1 SHORT OF RECORD

■ Against Ole Miss in an 83-77 victory, freshman guard Malik Newman found his rhythm from long range.

The Jackson, Miss., native was 7-10 from long range, scoring 20 of his 25 points in the second half.

He was one shy of the record 8, set by Winsome Frazier, Marckell Patterson, Antonio Jackson and Darryl Wilson.

In his last three games, Newman is 16-26 beyond the arc.

## WEATHERSPOON RECORDS FIRST DOUBLE-DOUBLE

■ Freshman guard Quindary Weatherspoon had quite the performance at Missouri in the Bulldogs' 76-62 win.

In addition to his 18 points, he hauled in a career-high 14 rebounds to earn his first double-double.

Of his rebounds, 8 came on the offensive end resulting in 6 points.

## PUTTING UP SHOTS

■ Feb. 2 against Alabama, Mississippi State attempted 71 field goal attempts.

That was the most in a single game since also having 71 against Troy on Dec. 10, 2011.

## OVERTIME AFFAIR

■ Also in the 82-80 loss to Alabama, the game went into overtime.

It was the first overtime outing for MSU since beating Texas A&M at Humphrey Coliseum, 81-72.

MSU is now 60-50 all-time in overtime.

## 2015-16 MISSISSIPPI STATE NOTES

## PRESEASON ALL-SEC &amp; POLL

■ In the preseason polls voted on by the media, freshman Malik Newman was tabbed second-team All-SEC. Last March, senior guard Craig Sword earned second-team honors but didn't make the preseason list this year.

As a team, the Bulldogs were picked to finish 8th under first-year coach Ben Howland after concluding the 2015 campaign tied for 11th.

In the Coaches Poll, both Sword and Newman were named second-team All-SEC.

## Preseason Poll

1. Kentucky	8. Mississippi State
2. Vanderbilt	9. Ole Miss
3. Texas A&M	10. Auburn
4. LSU	11. Arkansas
5. Georgia	12. Tennessee
6. Florida	13. Alabama
7. South Carolina	14. Missouri

## MSU COACHING DEBUTS

■ Since 1948, Mississippi State has had 10 head coaches. Of the group, only five have had winning seasons in their first year at the helm.

And of that group, only one had 20 wins, and that was Rick Stansbury in 1999 when the Bulldogs posted a 20-13 ledger en route to advancing to the NIT, where they lost to Colorado State in the opening round, 69-56.

## Coaching Debuts in Modern Era

1948	Paul Gregory	6-12
1956	Babe McCarthy	12-12
1966	Joe Dan Gold	14-11
1971	Kermit Davis	15-10
1978	Ron Greene	18-9
1979	Jim Hatfield	19-9
1982	Bob Boyd	8-19
1987	Richard Williams	7-21
1999	Rick Stansbury	20-13
2013	Rick Ray	10-22
2016	Ben Howland	9-13

## A LOOK AT MSU vs. RANKED FOES

■ Following the loss at South Carolina in January, MSU has dropped 13-straight games to ranked opponents and 15 out of the last 18.

Below is a closer look at those games.

Date	Team	Score	Rank
01-26-16	South Carolina	L, 84-74	22
01-12-16	Kentucky	L, 80-74	13
01-06-16	Texas A&M	L, 61-60	21
02-25-15	Kentucky	L, 74-56	1
02-21-15	Arkansas	L, 65-61	17
01-20-14	Florida	L, 62-51	3
01-08-14	Kentucky	L, 85-63	14
02-09-13	Florida	L, 83-55	2
02-06-13	Ole Miss	L, 93-75	23
01-26-13	Florida	L, 82-47	7
11-19-12	North Carolina	L, 95-49	11
02-21-12	Kentucky	L, 73-64	1
02-28-12	Florida	L, 69-57	13
11-18-11	Arizona	W, 67-57	15
11-17-11	Texas A&M	W, 69-60	18
02-29-11	Florida	W, 71-64	24
02-27-11	Vanderbilt	L, 81-74	19
03-14-10	Kentucky	L, 75-74 (ot)	2

## NEWMAN ONE OF 50 NAMED TO WOODEN WATCH LIST

■ Malik Newman has been named to the Men's Preseason Top 50 Wooden Award watch list.

He's in his first season at MSU after a standout prep career that saw him become a McDonald's All-American and ranked the No. 1 shooting guard in the country by ESPN after leading Callaway to four-straight state titles. The Jackson, Miss., native made his Bulldog debut against Southern on Nov. 16, tallying 6 points, 3 assists and 2 rebounds. On the year, he's averaging 13.1 points after scoring 12 at LSU on Saturday in an 88-77 loss.

On the women's side, Victoria Vivians is on the Wooden Award Women's Preseason Top 30 watch list to make MSU one of only nine schools in the nation, including one of just two SEC programs, to boast candidates on each list.

Newman is also one of 50 players on the Naismith Trophy early season watch list.

## STALEY NO LONGER ON ROSTER

■ After joining the team December, Elijah Staley is no longer on the roster.

The freshman from Marietta, Ga., has decided to fully concentrate on football, where last year he was the backup quarterback.

He saw his first basketball action at Florida State, where in 6 minutes of action, he had one rebound and 1 steal and missed his lone field goal attempt.

He scored his first point against North Carolina Central on a free throw late in the second half.

In football, he appeared in two games this past season and rushed for 18 yards. He was also with the team for the 51-28 Belk Bowl win against N.C. State.

A year ago, he briefly practiced with the basketball team once football concluded, but a knee injury sidelined him in January.

## HOUSTON, NDOYE ALSO LEAVE TEAM

■ Sophomore forwards Demetrius Houston and Fallou Ndoeye are no longer on the team.

Houston appeared in just one game this season, scoring 2 points against Eastern Washington. Ndoeye played in six games and had 2 points and 7 rebounds.

## STELLAR DEFENSIVE EFFORT

■ In the win against N.C. Central, MSU limited the Eagles to 48 points on 17-72 shooting. The .236 shooting percent was the lowest for an MSU opponent since LSU (.212, 14-66) on 1-9-08 in Baton Rouge and the fewest points the Bulldogs have allowed this season.

The last foe to shoot below 28 percent was Texas-San Antonio (.273, 15-55) on 12-4-12.

## MSU YIELDS 105 POINTS TO MIAMI

■ In the opening round of the Puerto Rico Tip-Off, Mississippi State dropped a 105-79 decision to the Miami Hurricanes.

It was the first time the Bulldogs allowed 100-plus point since a 101-96 setback to UMass in overtime on 3-13-12.

It was the 35th time in school history a team has scored 100-plus points against MSU.

## AUSTIN NAMED 2016 SEC LEGEND

■ Mario Austin has been named the 2016 SEC Legend.

Austin, a native of York, Ala., played for the Bulldogs from 2001-03 and led MSU to the 2002

SEC Tournament title and two NCAA Tournaments.

The All-SEC standout currently ranks 24th all-time with 1,199 points

He'll be recognized at the SEC Tournament next March in Nashville.

## All-Time MSU Legends

1999:	Bailey Howell
2000:	Jim Ashmore
2001:	W.D. Stroud
2002:	Jeff Malone
2003:	Joe Dan Gold
2004:	Greg Carter
2005:	Jack Bouldin
2006:	Rickey Brown
2007:	Richard Williams
2008:	Wiley Peck
2009:	Tony Watts
2010:	Kermit Davis
2011:	Darryl Wilson
2012:	Chuck Evans
2013:	Horatio Webster
2014:	Erick Dampier
2015:	Doug Hutton
2016:	Mario Austin

## ARKANSAS SOLID FROM LONG RANGE

■ In the Bulldogs' 82-78 loss at Arkansas, the Razorbacks were 16-24 beyond the arc, with Dusty Hannahs connecting on 8 of his 13 attempts.

That's the most by a team since Troy drained 17 in 2005-06 and the most by an individual since Ole Miss' Stefan Moody made 8 last year.

## FIRST LOSS WHEN UP AT THE HALF

■ At Florida, Mississippi State lost for the first time in seven games when leading at the half.

The Bulldogs led 42-37 at the break.

## SEASON-OPENING SELLOUT

■ Mississippi State ushered in the Ben Howland era with a sellout against Eastern Washington.

It was the Bulldogs' first sellout since Feb. 21, 2012, against Kentucky.

MSU's game against the Eagles also featured a double-digit rally from 10 points down. Only once last year did MSU overcome a double-digit deficit to post a win — 12 vs. Vanderbilt.

## DOGS, FOE SHOOT 50 PERCENT +

■ Twice this season, both Mississippi State and its opponents have shot 50 percent or better from the floor.

The first time was in the season opener when MSU was .621 (41-66) and Eastern Washington was .508 (33-65).

At Kentucky last Month, the Bulldogs were .529 (27-51), while the Wildcats were .509 (28-55).

## MSU SHOOTS LIGHTS OUT VS. EWU

■ Against Eastern Washington in a 106-88 victory, MSU shot 62.1 percent (41-66) from the floor. It was the first time it shot 60 percent or better since hitting 60.4 percent (29-48) against Auburn on Feb. 4, 2012.

It also marked the first time the Bulldogs scored 100 points in a season opener for the first time since opening the 1998-99 campaign with a 105-53 win against Arkansas-Pine Bluff.

All-time, the Bulldogs have eclipsed the 100-point mark 53 times.



## 2015-16 MISSISSIPPI STATE NOTES

### HOWLAND LOOKING TO JOIN ELITE CLUB IN TERMS OF NCAA'S

■ Ben Howland enters his first season at Mississippi State looking to achieve a feat only 12 coaches have ever done, and that's lead four different teams to the NCAA Tournament.

Howland has already guided Northern Arizona, Pittsburgh and UCLA to the Big Dance.

The first 12 coaches to do so are Lon Kruger, Steve Alford, John Beilein, Lefty Driesell, Cliff Ellis, Larry Eustachy, Jim Harrick, Fran McCaffery, Tom Penders, Tubby Smith, Rick Pitino and Edie Sutton.

### A CLOSER LOOK AT SEC OPENERS

■ Mississippi State is now 45-38 all-time in SEC openers, with three-straight losses. At home, the Bulldogs are 30-18. On the road, they are 15-19. In neutral site affairs, MSU is 0-1.

MSU has played Auburn the most (21 games), while the Bulldogs have collected 10 wins against Auburn and LSU to lead the way. The most losses have come against Auburn (11).

Last year, MSU opened with Tennessee at the Hump, dropping an 81-47 decision to the Volunteers.

Team	Record
Alabama .....	2-4
Arkansas.....	3-1
Auburn .....	10-11
Florida.....	5-7
Georgia.....	1-1
Kentucky.....	2-3
LSU.....	10-1
Ole Miss.....	3-1
South Carolina.....	3-0
Tennessee .....	3-4
Vanderbilt.....	3-3
Texas A&M.....	0-1

### FIVE SENIORS RETURN

■ Mississippi State's roster features five seniors — Travis Daniels, Craig Sword, Fred Thomas, Gavin Ware and Johnny Zuppardo.

In the SEC, only Texas A&M has more seniors with six.

### ALABAMA ROSTER FLAVOR

■ A quick glance at Mississippi State's roster reveals one very strong common thread — the state of Alabama.

Player wise, the roster features three players from Alabama — Travis Daniels, Joe Strugg and Craig Sword.

In addition, the coaching staff has one tie in George Brooks, a native of Lafayette, Ala.

### BULLDOGS SIGN 6 IN NOVEMBER

■ Mississippi State took advantage of the early signing period on Nov. 11 and signed six players — one 5-star and five 4-stars — to give MSU one of its best classes in school history.

5-star standout Mario Kegler, a Mississippi native and former Callaway teammate with Malik Newman, is in his final year at Oak Hill Academy in Virginia. He is joined by heralded 4-stars Abdul Ado (Chattanooga, Tenn.), Tyson Carter (Starkville, Miss.), Lamar Peters (New Orleans), Eli Wright (Owensboro, Ky.) and Schnider Herard (Plano, Texas).

In the rankings, they are 4th by Rivals, 5th by Scout and 6th by ESPN and 247 Sports. Three signees rank in ESPN's Top 100 — Kegler (32), Herard (62) and Ado (68).

### BULLDOGS INVITED TO CHARLESTON

■ Mississippi State will participate in the 2016 Gildan Charleston Classic next November.

The other teams competing are Boise State, College of Charleston, Central Florida, UTEP, Villanova, Wake Forest and Western Michigan.

### BREAKDOWN OF GAMES IN JACKSON

■ Mississippi State is now 17-6 all-time at Mississippi Coliseum following the Dec. 23 win against Northern Colorado. Here's the breakdown . . .

DATE	OPPONENT	W/L	SCORE
12-15-62	Memphis State	W	77-66
01-28-63	Southern Miss	W	62-52
12-14-63	Memphis State	L	73-65
12-16-63	Southern Miss	L	65-60
12-29-64	Mississippi College	L	72-57
12-30-64	Delta State	W	82-63
01-28-65	Arkansas	L	84-69
12-18-78	Iowa State	W	80-70
12-15-80	Southern Miss	L	68-53
11-30-85	Jackson State	W	77-62
12-16-87	McNeese State	W	76-66
11-17-98	Arkansas-Pine Bluff	W	105-53
12-18-02	Georgia State	W	78-54
12-22-04	Jacksonville State	W	95-53
12-15-05	Jacksonville State	W	104-80
12-21-06	New Orleans	W	89-63
01-05-08	Lafayette	W	77-53
12-22-08	Nicholls State	W	77-68
12-22-09	Centenary	W	88-51
12-22-11	Northwestern State	W	82-67
12-22-13	Central Arkansas	W	79-72
12-20-14	USC Upstate	L	53-51
12-23-15	Northern Colorado	W	93-69

### TENNESSEE FAILS TO COLLECT A STEAL

■ In Tennessee's 80-75 against MSU on Jan. 16 at Humphrey Coliseum, the Volunteers failed to collect a steal.

The last time an opponent failed to collect a steal was Texas A&M-Corpus Christi on 12-21-07. The Bulldogs won that game in Corpus Christi, 95-70.

### A HOMECOMING OF SORTS

■ When Mississippi State defeated Northern Colorado 93-69 on Dec. 23, it was a homecoming for five MSU players.

The players are Fred Thomas (Jackson), Carter Holmes (Jackson), Quindary Weatherspoon (Canton), Xavian Stapleton (Flora) and Malik Newman (Jackson). Newman, Thomas and Weatherspoon combined for 43 points.

### THROWBACK UNIFORMS

■ Against Tennessee on Jan. 16, MSU wore throwback uniforms for the first time honoring the 1963 team.

That was the first NCAA Tournament trip in program history, but the Bulldogs had to sneak out of town for the trip to East Lansing, Mich., to play Loyola-Chicago due to an unwritten law in Mississippi preventing colleges to compete against teams with African-American players.

### HOWLAND UNDERSTANDS IMPORTANCE OF RIVALRY GAMES

■ In his three power conference stops, Ben Howland has enjoyed great success against his respective school's biggest rival.

While at Pittsburgh, he was 5-4 against West Virginia. Then at UCLA, he was 14-9 against Southern Cal.

And now at Mississippi State, he's 1-0 against Ole Miss following Saturday's 83-77 win against Humphrey Coliseum.

Overall, he's now 20-13 in those rival games.

### SOUTH CAROLINA DOMINANT ON THE BOARDS

■ South Carolina had a productive day rebounding in its 84-74 win against Mississippi State last month.

The Gamecocks hauled in 51 boards, while the Bulldogs had just 25.

That was the most rebounds MSU has allowed this year, while the 26 differential was the most since Mississippi State was outrebounded by Vanderbilt 51-17 (34) on Feb. 23, 2013, at the Hump.

### ARKANSAS CONNECTIONS

■ Mississippi State junior forward I.J. Ready is from North Little Rock, Arkansas, and prepped at Parkview Magnet.

David Deets, MSU's first-year director of Basketball Performance, served in the same role with the Razorbacks for three years.

For Arkansas, forward Moses Kingsley played his sophomore year at New Albany High School before transferring to Huntington Prep.

### BULLDOGS COLLECT IMPRESSIVE ROAD WIN

■ At Missouri on Jan. 30, Mississippi State snapped an 8-game road losing streak with a 76-62 victory in a contest the Bulldogs led from start to finish.

It marked the first road win since MSU won there a year ago.

The 14-point victory was also the largest in SEC road action since Mississippi State defeated Arkansas 70-56 at Bud Walton Arena on Jan. 10, 2009.



## 2015-16 MISSISSIPPI STATE MISCELLANEOUS STATS/SEC STANDINGS

## CHARTING THE BULLDOGS

Dunks		Scored First Points	
Gavin Ware	28	Gavin Ware	9
Craig Sword	13	Craig Sword	6
Quinnndary Weatherspoon	6	Malik Newman	2
Travis Daniels	4	I.J. Ready	2
Fred Thomas	3	Quinnndary Weatherspoon	2
Aric Holman	1	Aric Holman	1
Fallou Ndoeye	1		
Charges Drawn		How First Points Were Scored	
Craig Sword	9	3-pointer	5
Johnny Zuppardo	5	Jumper	6
Fred Thomas	4	Layup	8
Quinnndary Weatherspoon	3	Dunk	1
Fallou Ndoeye	2	Free Throw	2
Travis Daniels	1		
Point Distribution (%)		Final Three Minutes From FT Line	
Senior	934 (55.4)	Craig Sword	8-12 (.667)
Junior	216 (12.8)	I.J. Ready	12-15 (.833)
Sophomore	4 (0.2)	Gavin Ware	5-8 (.625)
Freshman	532 (31.6)	Fred Thomas	2-2 (1.000)
		Q. Weatherspoon	2-2 (1.000)
		Reggie Patterson	1-1 (1.000)
		Elijah Staley	1-2 (.500)
		Malik Newman	1-6 (.167)
		Travis Daniels	1-4 (.250)
<b>TOTAL:</b>	<b>1,686</b>	<b>TOTAL</b>	<b>33-52 (.635)</b>
		<b>Opponent Total</b>	<b>67-99 (.677)</b>
First Sub			
Johnny Zuppardo	12		
Quinnndary Weatherspoon	9		
Fred Thomas	7		
Malik Newman	2		
Fallou Ndoeye	1		
Gavin Ware	2		
Aric Holman	2		
I.J. Ready	1		

## DIFFERENCE BETWEEN WINNING AND LOSING

Wins	Stat	Losses
82.7	Points	72.5
66.3	Opp. Points	81.2
+16.3	Scoring Margin	-8.7
52.2	FG%	42.4
40.4	Opp. FG%	47.2
33.9	3FG%	31.1
26.7	Opp. 3FG%	40.5
77.4	FT%	71.2
68.0	Opp. FT%	69.5
35.7	Rebounds	33.4
34.2	Opp. Rebounds	38.6
+1.4	Rebound Margin	-5.2
16.6	Assists	11.8
11.1	Turnovers	13.2
+1.2	Turnover Margin	+0.1
6.6	Steals	6.1
5.0	Blocks	4.1

## BULLDOGS IN SEC

CATEGORY	RANK
Scoring offense	7
Scoring defense	10
FG%	3
FG% defense	13
3PT FG%	13
3PT FG% defense	9
FT%	2
Rebounds	14
Rebounds allowed	8
Rebound margin	13
Assists	7
Blocked shots	8
Steals	7
Turnover margin	9
Assist/Turnover ratio	8

## SEASON AND CAREER TOTALS

	2015-16	Career		2015-16	Career		2015-16	Career
<b>Double-Digit Scoring</b>			<b>Double-Doubles</b>			<b>5+ Made Free Throws</b>		
Gavin Ware	19 (8-11)	63 (28-35)	Gavin Ware	5 (3-2)	17 (12-5)	Craig Sword	5 (1-4)	27 (13-14)
Craig Sword	15 (5-10)	67 (28-39)	I.J. Ready	1 (1-0)	1 (1-0)	Fred Thomas		12 (8-4)
Fred Thomas	3 (2-1)	42 (22-20)	Quinnndary Weatherspoon	1 (1-0)	1 (1-0)	Gavin Ware	3 (1-2)	14 (7-7)
I.J. Ready	8 (4-4)	24 (11-13)	<b>3+ 3-Pointers</b>			Travis Daniels		2 (1-1)
Travis Daniels	4 (3-1)	12 (7-5)	Fred Thomas	1 (0-1)	18 (8-10)	I.J. Ready	2 (1-1)	3 (2-1)
Malik Newman	15 (6-9)	15 (6-9)	I.J. Ready	2 (0-2)	6 (1-5)	Malik Newman	2 (1-1)	2 (1-1)
Quinnndary Weatherspoon	12 (6-6)	12 (6-6)	Travis Daniels	1 (0-1)	3 (1-2)	<i>Note: Record in games in ()</i>		
Fallou Ndoeye		1 (0-1)	Quinnndary Weatherspoon	1 (0-1)	1 (0-1)			
<b>20+ Points</b>			Craig Sword		4 (1-3)			
Gavin Ware	6 (3-3)	10 (7-3)	Malik Newman	8 (4-4)	8 (4-4)			
Craig Sword	4 (0-4)	18 (7-11)	<b>10+ 3-Point Attempt Games</b>					
Malik Newman	2 (2-0)	2 (2-0)	Malik Newman	1 (1-0)	1 (1-0)			
Quinnndary Weatherspoon	1 (0-1)	1 (0-1)	Fred Thomas		1 (0-1)			
Fred Thomas		2 (2-0)	<b>3+ Steal Games</b>					
Travis Daniels		1 (1-0)	I.J. Ready	2 (1-1)	10 (6-4)			
I.J. Ready	3 (1-2)	3 (1-2)	Fred Thomas		14 (8-6)			
<b>30+ Points</b>			Craig Sword	2 (1-1)	19 (8-11)			
Craig Sword		1 (0-1)	Gavin Ware	1 (1-1)	3 (2-1)			
<b>10+ Rebounds</b>			Demetrius Houston		2 (1-1)			
Gavin Ware	5 (3-2)	21 (15-6)	<b>5+ Block Games</b>					
Travis Daniels	1 (0-1)	1 (0-1)	Ware	1 (1-0)	2 (1-1)			
Quinnndary Weatherspoon	1 (1-0)	1 (1-0)						



## Ben Howland

### 20th Season Overall

### 1st Season At Mississippi State

### 410-219 (9-13 at MSU)

- On March 23, 2015, Ben Howland was named the 20th head coach in Mississippi State history.
- In four different stints as a head coach, Howland has a 410-217 record – Northern Arizona (79-59), Pittsburgh (89-40), UCLA (233-107) and Mississippi State (9-13).
- Led UCLA to three-consecutive Final Fours.

- In 2006, the Bruins played Florida for the national championship.
- In 2008, Howland became one of three coaches in NCAA Division I history to win at least 30 games in three-straight seasons, joining Adolph Rupp (Kentucky 1947-49) and John Calipari (Memphis, 2006-08).
- During his 10-year tenure at UCLA, the Bruins went to the NCAA Tournament seven times and won four Pac-10 regular-season crowns, while having 18 players drafted by NBA teams.
- His 97 victories from 2006-08 stand as the most by any UCLA head coach in a three-year span.
- Has been a Conference Coach of the Year in the Pac-10, Big East and Big Sky.
- His final two years at Pitt, the Panthers went 57-11 and reached the Sweet 16 both years.
- In 2003, Pittsburgh won the Big East Tournament crown and held the nation's No. 2 ranking for eight weeks in the Associated Press poll before ending the year at No. 4.
- In 2002, Howland guided the Panthers to a school-record 29 wins en route to becoming the school's first coach in 26 years to garner National Coach of the Year honors.
- Howland's first coaching gig was at Northern Arizona, where his last three teams posted 20-plus win seasons.
- In 1997, the Lumberjacks had a school-record 21 victories, captured the Big Sky regular-season title and played in the NIT.
- In 1998, Howland guided NAU to its first NCAA Tournament after capturing the Big Sky Tournament championship and second-straight regular-season crown.
- Howland spent one year as a graduate assistant at Gonzaga (1981) before becoming an assistant at California-Santa Barbara from 1982-94.
- Played two years at Santa Barbara College before transferring to Weber State, where he earned his degree in physical education in 1979.
- Howland and his wife, Kim, a former Weber State cheerleader, have two children – Meredith and Adam (Brittney) – and one grandson, Benjamin Clark Howland II.



#### Howland's Year-By-Year Record

##### Northern Arizona (1994-99)

Year	Overall	Big Sky Record	Postseason
1995	9-17	4-10 (7th)	
1996	7-19	3-11 (7th)	
1997	21-7	13-1 (1st)	NIT First Round
1998	21-8	12-2 (1st)	NCAA First Round
1999	21-8	12-4 (2nd)	
<b>Totals</b>	<b>79-59 (.572)</b>	<b>44-28 (.611)</b>	

##### Pittsburgh (2000-03)

Year	Overall	Big East Record	Postseason
2000	13-15	5-11 (11th)	
2001	19-14	7-9 (5th West)	NIT Second Round
2002	29-6	13-3 (1st West)	NCAA Sweet 16
2003	28-5	13-3 (T1st West)	NCAA Sweet 16
<b>Totals</b>	<b>89-40 (.690)</b>	<b>38-26 (.594)</b>	

##### UCLA (2004-13)

Year	Overall	Pac-10/12 Record	Postseason
2004	11-17	7-11 (1T7th)	
2005	18-11	11-7 (T3rd)	NCAA First Round
2006	32-7	14-4 (1st)	NCAA Runner-up
2007	30-6	15-3 (1st)	NCAA Final Four
2008	35-4	16-2 (1st)	NCAA Final Four
2009	26-9	13-5 (2nd)	NCAA Second Round
2010	14-18	8-10 (T5th)	
2011	23-11	13-5 (2nd)	NCAA Second Round
2012	19-14	11-7 (T5th)	
2013	25-10	13-5 (1st)	NCAA First Round
<b>Totals</b>	<b>233-107 (.685)</b>	<b>121-59 (.672)</b>	

##### Mississippi State (2016)

Year	Overall	SEC Record	Postseason
2016	9-13	2-8	
<b>Totals</b>	<b>9-13 (.409)</b>	<b>2-8 (.200)</b>	
<b>OVERALL</b>	<b>410-219 (.652)</b>		

Alabama	1-1	New Orleans	2-0
Albany	1-0	Norfolk State	2-0
Appalachian State	1-0	North Carolina AT&T	1-0
Arizona	14-11	North Carolina Central	1-0
Arizona State	17-8	Northern Arizona	1-0
Arkansas	0-2	Northern Colorado	1-0
Arkansas-Pine Bluff	1-0	Notre Dame	5-8
Belmont	1-0	Oakland	2-0
Boise State	0-4	Occidental College	1-0
Boston College	4-2	Ohio State	2-0
Butler	0-1	Ole Miss	1-0
BYU	2-0	Oral Roberts	0-2
Cal Poly	2-2	Oregon	12-8
Cal State Bakersfield	1-0	Oregon State	16-4
Cal State Fullerton	1-1	Pacific	1-0
Cal State Northridge	9-2	Penn State	2-1
CSU San Bernardino	1-0	Pennsylvania	1-0
California	17-10	Pepperdine	4-0
Central Conn. State	1-0	Pittsburgh	1-0
Chaminade (Hawaii)	3-0	Portland	0-1
Chicago State	1-0	Portland State	5-3
Cincinnati	0-1	Prairie View A&M	2-0
Co. of Notre Dame	1-0	Providence	3-1
Colorado	2-0	Rhode Island	2-0
Colorado College	2-0	Richmond	1-0
Colorado State	1-0	Robert Morris	4-0
Concordia (Calif.)	0-1	Rutgers	6-1
Connecticut	2-3	Sacramento State	7-2
Coppin State	1-0	Sam Houston State	2-1
Davidson	1-0	San Diego	0-3
Delaware State	2-0	San Diego State	0-1
DePaul	1-0	San Jose State	1-0
Drexel	1-0	Savannah State	1-0
Duquesne	3-1	Seton Hall	5-2
East Carolina	0-1	Sonoma State	1-0
Eastern Illinois	1-0	South Carolina	0-1
Eastern Washington	11-1	South Florida	0-1
Elon	1-0	Southeast Louisiana	1-0
Florida	0-4	Southern University	0-1
Florida International	2-1	Southern Cal	14-9
Florida State	0-1	Southern Illinois	1-0
Fresno State	1-0	Southern Utah	3-1
George Mason	1-0	Southwest Texas	0-1
George Washington	1-0	St. Bonaventure	2-0
Georgetown	5-4	St. Francis (N.Y.)	2-0
Georgia	1-1	St. Francis (Pa.)	4-0
Georgia Tech	1-0	St. Johns	2-3
Gonzaga	1-0	St. Martin's	1-0
Idaho	1-3	Stanford	14-7
Idaho State	8-3	Stephen F. Austin	1-1
Illinois State	1-0	Syracuse	4-5
Indiana	2-0	Temple	1-0
Indiana State	1-0	Tennessee	0-2
IUPUI	1-0	Tennessee Martin	1-0
James Madison	1-0	Texas	1-3
Kansas	1-3	Texas A&M	2-1
Kent State	0-1	Texas Arlington	1-1
Kentucky	1-2	Texas Tech	0-2
Long Beach State	3-1	Texas Pan American	2-0
Louisiana Tech	1-0	Texas Southern	1-0
Loyola Marymount	3-2	Tulane	1-0
LSU	1-1	UC Davis	3-0
Marist	1-0	UC Irvine	5-1
Marquette	0-1	UC Riverside	2-0
Maryland	1-0	UC Santa Barbara	0-1
McNeese State	1-0	UCLA	0-1
Memphis	1-2	UNLV	0-1
Mercer	1-0	Utah	2-1
Miami	3-4	Vermont	1-0
Miami (OH)	1-0	Villanova	3-3
Michigan	4-3	VCU	1-3
Michigan State	3-1	Virginia Tech	2-0
Middle Tenn. State	0-1	Wagner	2-0
Minnesota	0-1	Washington	10-11
Mississippi State	0-2	Washington State	18-3
Missouri-Kansas City	0-1	Weber State	3-9
MVSU	1-0	West Virginia	5-4
Missouri	2-0	Western Illinois	2-0
Missouri State	1-0	Western Kentucky	1-0
Montana	6-5	Western Oregon	1-0
Montana State	9-3	Wright State	1-0
Montana Tech	1-0	Wyoming	1-0
Morgan State	1-0	Xavier	1-0
Morris Brown	1-0	Yale	1-0
N. Mexico Highlands	1-0	Youngstown State	1-0
Nebraska	1-1		
Nevada	1-0		
New Mexico State	2-0		
		<b>TOTAL:</b>	<b>410-219</b>

MISSISSIPPI STATE BY THE NUMBERS

GAME-BY-GAME SPECIALTY STATS (MSU First)						GAME-BY-GAME LEAD/DEFICIT			
<u>Opponent</u>	<u>Paint</u>	<u>Off TO</u>	<u>2nd Chance</u>	<u>Fast Break</u>	<u>Bench</u>	<u>Opponent</u>	<u>Largest Lead</u>	<u>Largest Deficit</u>	<u>Final Score</u>
Eastern Washington	54/52	17/12	19/10	12/4	20/8	Eastern Washington	21 (95-74, 2nd)	10 (33-43, 1st)	W, 106-88
Southern	20/34	10/24	8/10	2/10	16/23	Southern	4 (61-57, 2nd)	8 (61-69, 2nd)	L, 76-72
Miami	32/46	10/26	5/17	6/8	25/50	Miami	2 (2-0, 1st)	31 (70-101, 2nd)	L, 105-79
Texas Tech	36/40	9/20	18/16	12/11	17/19	Texas Tech	7 (22-15, 1st)	13 (24-37, 1st)	L, 74-72
Missouri State	40/24	22/13	10/13	10/4	11/24	Missouri State	20 (42-22, 1st)	Never Trailed	W, 84-70
UT Martin	40/30	16/9	19/8	12/2	23/18	UT Martin	25 (73-48, 1st)	2 (0-2, 1st)	W, 76-51
Texas Southern	46/40	21/6	15/18	10/2	19/11	Texas Southern	15 (54-39, 2nd)	5 (5-10, 1st)	W, 86-73
UMKC	22/38	21/9	16/5	6/8	12/23	UMKC	3 (3-0, 1st)	8 (12-20, 1st)	L, 72-67
Florida State	26/42	12/19	12/23	7/6	11/27	Florida State	7 (15-8, 1st)	24 (61-85, 2nd)	L, 90-66
Tulane	24/36	14/6	7/12	6/4	19/12	Tulane	10 (66-56, 2nd)	9 (45-54, 2nd)	W, 69-59
Northern Colorado	42/22	27/7	9/6	8/4	36/27	Northern Colorado	31 (92-50, 2nd)	5 (0-5, 1st)	W, 93-69
N.C. Central	40/18	17/1	7/21	6/2	23/20	N.C. Central	31 (68-37, 2nd)	Never Trailed	W, 71-48
Texas A&M	22/16	9/12	9/16	0/2	15/17	Texas A&M	9 (20-11, 1st)	5 (25-30, 2nd)	L, 61-60
Arkansas	28/14	22/20	14/5	6/2	13/5	Arkansas	2 (2-0, 1st)	17 (63-80, 2nd)	L, 82-68
Kentucky	30/30	23/25	4/11	6/11	19/15	Kentucky	5 (5-0, 1st)	20 (33-53, 2nd)	L, 80-74
Tennessee	34/18	10/6	15/9	2/2	7/5	Tennessee	1 (7-6, 1st)	12 (9-21, 1st)	L, 80-75
Florida	30/30	20/6	7/10	15/2	10/15	Florida	11 (56-45, 2nd)	8 (24-32, 1st)	L, 81-78
Ole Miss	28/28	14/18	8/7	6/4	9/13	Ole Miss	12 (75-63, 2nd)	6 (32-38, 1st)	W, 83-77
South Carolina	18/36	22/18	13/14	13/4	4/18	South Carolina	4 (5-1, 1st)	14 (36-50, 2nd)	L, 84-74
Missouri	34/30	15/12	13/8	8/8	9/24	Missouri	22 (50-28, 2nd)	Never Trailed	W, 76-62
Alabama	50/30	23/15	16/17	10/2	46/19	Alabama	7 (64-57, 2nd)	9 (42-51, 2nd)	L, 82-80
LSU	28/32	11/9	14/11	2/4	20/32	LSU	14 (22-8, 1st)	20 (47-67, 2nd)	L, 88-77
Arkansas						Arkansas			
Georgia						Georgia			
Vanderbilt						Vanderbilt			
Alabama						Alabama			
Texas A&M						Texas A&M			
South Carolina						South Carolina			
Ole Miss						Ole Miss			
Auburn						Auburn			
SECT						SECT			

Mississippi State Scoring By The Half

Team	1st Half	2nd Half
Eastern Washington	48	58
Southern	40	32
Miami	35	44
Texas Tech	32	40
Missouri State	45	39
UT Martin	36	40
Texas Southern	45	37
Missouri-Kansas City	29	38
Florida State	28	38
Tulane	40	29
Northern Colorado	49	44
North Carolina Central	34	37
Texas A&M	25	35
Arkansas	32	36
Kentucky	31	43
Tennessee	27	48
Florida	42	36
Ole Miss	36	47
South Carolina	34	40
Missouri	37	39
Alabama	34	46
LSU	35	42

Lowest First Half: 25, Texas A&M  
Highest First Half: 49, Northern Colorado  
Lowest 2nd Half: 29, Tulane  
Highest 2nd Half: 58, Eastern Washington

Opponent Scoring By The Half

Team	1st Half	2nd Half
Eastern Washington	51	37
Southern	45	31
Miami	59	46
Texas Tech	41	33
Missouri State	27	43
UT Martin	29	22
Texas Southern	37	36
Missouri-Kansas City	31	41
Florida State	37	53
Tulane	34	25
Northern Colorado	34	35
North Carolina Central	17	31
Texas A&M	28	33
Arkansas	36	46
Kentucky	39	41
Tennessee	38	42
Florida	37	44
Ole Miss	38	39
South Carolina	43	41
Missouri	20	42
Alabama	38	44
LSU	43	45

Lowest First Half: 17, North Carolina Central  
Highest First Half: 59, Miami  
Lowest 2nd Half: 22, UT Martin  
Highest 2nd Half: 53, Florida State



# MISSISSIPPI STATE BY THE NUMBERS

## MSU'S 2015-16 RECORD WHEN . . .

Leads at Halftime	7-1
Trails at Halftime	2-12
Is Tied at Halftime	
Shoots 45% or better from the field	8-3
Shoots less than 45% from the field	1-10
Opp. shoots less than 45% from the field	6-2
Opp. shoots 45% or better from the field	3-11
Outrebounds (or ties) the opponent	5-4
Outrebounded by the opponent	4-9
More Assists (or ties) than the opponent	9-5
Fewer Assists than the opponent	0-8
Fewer (or ties) TOs than opponent	6-5
More TOs than opponent	3-8
Holds opponents to 65 points or less	4-1
In games decided by 10 points or less	2-9

## MSU'S 2015-16 RECORD IN . . .

All Games	9-13
Home Games	6-4
Road Games	1-7
Neutral-sites	2-2
Non-SEC Games	7-5
Non-SEC Home Games	5-1
Non-SEC Road Games	0-2
Non-SEC Neutral-site Games	2-2
SEC Games	2-8
SEC Home Games	1-3
SEC Road Games	1-5
SEC Tournament	
November Games	3-3
December Games	4-2
January Games	2-6
February Games	0-2
March Games	
Monday Games	0-1
Tuesday Games	0-4
Wednesday Games	2-2
Thursday Games	1-1
Friday Games	1-1
Saturday Games	4-4
Sunday Games	1-0
Overtime Games	
Television Games	8-13
Games vs. Ranked Opponents	0-3

## MISC. 2015-16 TEAM STATS

### Largest Lead Surrendered in Loss:

14, LSU (2-6-16)

### Largest Deficit Overcome in Win:

10, Eastern Washington (11-13-15)

### Largest Lead at Anytime:

31, Northern Colorado (12-23-15);  
31, North Carolina Central (12-31-15)

### Largest Deficit Anytime:

31, Miami (11-19-15)

## MISCELLANEOUS MSU INDIVIDUAL STATISTICS

**Games Scoring in Double Figures:** Ware 19, Newman 15, Sword 15, Weatherspoon 12  
Ready 8, Daniels 4, Thomas 3

**Games Scoring 20-plus Points:** Ware 6, Sword 4, Ready 3, Newman 2, Weatherspoon

**Games Scoring 30-plus Points:**

**Games Rebounding in Double Figures:** Ware 5, Daniels, Weatherspoon

**Games With Double Figures in Assists:** Ready 2

**Games With Double-Doubles:** Ware 5, Ready, Weatherspoon

**Games With Triple-Doubles:**

**Games As Team High Scorer (or co-leader):** Ware 9, Newman 6, Sword 5, Weatherspoon  
Ready 2

**Games As Team High Rebounder (or co-leader):** Ware 12, Sword 5, Daniels 4, Thomas,  
Weatherspoon 4

**Games As Team Leader in Assists (or co-leader):** Ready 12, Sword 10, Newman 6,  
Weatherspoon 2, Daniels

**Games As Team Leader in Steals (or co-leader):** , Sword 12, Weatherspoon 11, Ready 8  
Ware 5, Zuppardo 3, Thomas 3, Newman 2, Daniels

**Games As Team Leader in Blocks (or co-leader):** Ware 10, Sword 10, Daniels 5,  
Zuppardo 2, Thomas 4, Weatherspoon 5, Holman 2, Ndoye

**Games As Team Leader in Turnovers (or co-leader):** Sword 14, Newman 6, Ready 5,  
Weatherspoon 5, Ware 2, Daniels 2, Zuppardo

## MSU'S RECORD BY STARTING LINEUP

Ready, Thomas, Sword, Daniels, Ware	1-2
Ready, Sword, Newman, Daniels, Ware	4-5
Weatherspoon, Sword, Newman, Daniels, Ware	1-1
Weatherspoon, Sword, Thomas, Newman, Ware	0-1
Ready, Sword, Newman, Daniels, Thomas	1-0
Weatherspoon, Ready, Sword, Newman, Ware	1-3
Newman, Sword, Daniels, Weatherspoon, Holman	1-1

## GAME-BY-GAME STARTERS

Opponent	Date	Guard	Guard	Guard	Forward	Forward	Record
Eastern Washington	11-13-15	Ready	Sword	Thomas	Daniels	Ware	1-0
Southern	11-16-15	Ready	Sword	Thomas	Daniels	Ware	1-1
Miami	11-19-15	Ready	Sword	Thomas	Daniels	Ware	1-2
Texas Tech	11-20-15	Ready	Sword	Newman	Daniels	Ware	1-3
Missouri State	11-22-15	Ready	Sword	Newman	Daniels	Ware	2-3
UT Martin	11-28-15	Ready	Sword	Newman	Daniels	Ware	3-3
Texas Southern	12-02-15	W'Spoon	Sword	Newman	Daniels	Ware	4-3
UMKC	12-12-15	Ready	Sword	Newman	Daniels	Ware	4-4
Florida State	12-16-15	W'Spoon	Sword	Newman	Thomas	Ware	4-5
Tulane	12-19-15	Ready	Sword	Newman	Daniels	Thomas	5-5
Northern Colorado	12-23-15	Ready	Sword	Newman	Daniels	Ware	6-5
N.C. Central	12-31-15	Ready	Sword	Newman	Daniels	Ware	7-5
Texas A&M	01-06-16	Ready	Sword	Newman	Daniels	Ware	7-6
Arkansas	01-09-16	Ready	Sword	Newman	Daniels	Ware	7-7
Kentucky	01-12-16	Ready	Sword	Newman	Daniels	Ware	7-8
Tennessee	01-16-16	Ready	Sword	Newman	W'Spoon	Ware	7-9
Florida	01-19-16	Ready	Sword	Newman	W'Spoon	Ware	7-10
Ole Miss	01-23-16	Ready	Sword	Newman	W'Spoon	Ware	8-10
South Carolina	01-26-16	Ready	Sword	Newman	W'Spoon	Ware	8-11
Missouri	01-30-16	Newman	Sword	Daniels	W'Spoon	Holman	9-11
Alabama	02-02-16	Newman	Sword	Daniels	W'Spoon	Holman	9-12
LSU	02-06-16	Newman	Sword	Daniels	W'Spoon	Ware	9-13
Arkansas	02-09-16						
Georgia	02-13-16						
Vanderbilt	02-16-16						
Alabama	02-19-16						
Texas A&M	02-24-16						
South Carolina	02-27-16						
Ole Miss	03-02-16						
Auburn	03-05-16						

## SECT

## 2015-16 Win-Loss Differential

Diff.	1	2	3	4	5	6	7	8	9	10	11	12	13	14	15	16	17	18	19	20	21	22	23	24	25+
Won						1				1			1	2				1					1	1	1
Lost	1	2	1	1	2	1				1	1		1										1		1

# MISSISSIPPI STATE BY THE NUMBERS

## Mississippi State In Overtime Games

<b>This Season</b> .....	0-1
<b>Overall Overtime Record</b> .....	60-50
<i>Home Overtime Record</i> .....	34-22
<i>Road Overtime Record</i> .....	18-20
<i>Neutral Site Overtime Record</i> .....	8-8
<b>Humphrey Coliseum Overtime Record</b> .....	25-17
<b>SEC Tournament Overtime Record</b> .....	2-5
<b>Double Overtime Record</b> .....	6-5
<b>Four Overtime Record</b> .....	0-2
<b>Postseason Overtime Record</b> .....	1-0
<b>Last OT Played (1OT)</b> .....	vs. Alabama (L, 82-80, 2/2/16)
<b>Last Double OT</b> .....	vs. UMass (L, 101-96, 3/13/12)
<b>Last Triple OT</b> .....	vs. Alabama (L, 79-78, 2/27/71)
<b>Last Four OT</b> .....	vs. Ole Miss (W, 104-102, 1/24/90)

## Mississippi State Coaches In Overtime Games

<b>Babe McCarthy</b> .....	6-5
<i>Home Overtime Record</i> .....	2-2
<i>Road Overtime Record</i> .....	2-2
<i>Neutral Site Overtime Record</i> .....	2-1
<b>Joe Dan Gold</b> .....	5-3
<i>Home Overtime Record</i> .....	3-3
<i>Road Overtime Record</i> .....	1-0
<i>Neutral Site Overtime Record</i> .....	1-0
<b>Kermit Davis</b> .....	8-6
<i>Home Overtime Record</i> .....	5-3
<i>Road Overtime Record</i> .....	3-3
<b>Ron Greene</b> .....	2-0
<i>Home Overtime Record</i> .....	2-0
<b>Jim Hatfield</b> .....	3-3
<i>Home Overtime Record</i> .....	3-2
<i>Road Overtime Record</i> .....	0-1
<b>Bob Boyd</b> .....	3-4
<i>Home Overtime Record</i> .....	2-1
<i>Road Overtime Record</i> .....	1-2
<i>Neutral Site Overtime Record</i> .....	0-1
<b>Richard Williams</b> .....	15-11
<i>Home Overtime Record</i> .....	7-3
<i>Road Overtime Record</i> .....	5-5
<i>Neutral Site Overtime Record</i> .....	3-3
<b>Rick Stansbury</b> .....	15-16
<i>Home Overtime Record</i> .....	7-6
<i>Road Overtime Record</i> .....	6-7
<i>Neutral Site Overtime Record</i> .....	2-3
<b>Rick Ray</b> .....	3-1
<i>Home Overtime Record</i> .....	3-1
<b>Ben Howland</b> .....	0-1
<i>Home Overtime Record</i> .....	0-1

## OVERTIME FOES

TEAM	RECORD	TEAM	RECORD
Alabama .....	6-7	Morehead State .....	1-0
Alaska-Fairbanks .....	1-0	Northeastern Louisiana .....	0-1
Arkansas .....	2-1	Northwestern State .....	0-1
Auburn .....	6-4	Oklahoma .....	1-0
Baylor .....	1-0	Ole Miss .....	6-3
BYU .....	0-1	Old Dominion .....	0-1
California .....	0-1	San Diego .....	0-1
Drake .....	1-0	Santa Clara .....	2-0
Florida .....	0-3	Southern Mississippi .....	1-0
Florida State .....	1-0	Southwestern Louisiana .....	1-0
Georgia .....	3-3	South Alabama .....	1-0
Georgia Tech .....	1-0	South Carolina .....	3-0
Houston .....	0-1	Tennessee .....	6-2
Idaho .....	0-1	Texas .....	1-0
Kentucky .....	4-5	Texas A&M .....	1-1
Loyola .....	1-0	Troy .....	2-0
LSU .....	3-4	Tulane .....	0-1
Memphis .....	1-0	UAB .....	0-1
Missouri-Kansas City .....	0-1	UMass .....	0-1
Montana .....	1-0	Vanderbilt .....	2-5

# THE LAST TIME . . .

## THE LAST TIME AN MSU PLAYER ...

### Scored 30 or more points in a game:

32, Ravern Johnson vs. Tenn. St. (11-12-10)

### Scored 33 or more points in a game:

33, Craig Sword at LSU (2-19-14)

### Scored 34 or more points in a game:

34, Arnett Moultrie vs. UMass (3-13-12)

### Scored 35 or more points in a game:

36, Jeff Malone at Ole Miss (2-19-83)

### Scored 37 or more points in a game:

39, Jeff Malone vs. Alabama (1-31-83)

### Scored 40 or more points in a game:

40, Rickey Brown vs. Auburn (3-7-77)

### Scored 20+ points in back-to-back games:

Craig Sword (21 vs. Arkansas 1-9-16;

20 vs. Kentucky (1-12-16)

### Scored 20+ points in three-consecutive games:

Craig Sword (24 vs. Loyola, 12-01-13; 24 vs.

TCU, 12-05-13; 22 vs. SELA, 12-13-13)

### Scored 20+ points in five-consecutive games:

Jeff Malone, 1982-83 (11 consecutive)

### Scored 30+ points in back-to-back games:

Jeff Malone (36 at Ole Miss & 30 vs.

Georgia, 1982-83)

### Scored 30+ points in three-consecutive games:

Jeff Malone (33 at LSU; 36 at Ole Miss &

30 vs. Georgia, 1982-83)

### Two players score 20+ points in same game:

Gavin Ware, 21; Quindary Weatherspoon,

23, vs. Tennessee (1-16-16)

### Made 10 field goals in a game:

10, Gavin Ware vs. Miami (11-19-15)

### Made 11 field goals in a game:

11, Gavin Ware, E. Washington (11-13-15)

### Made 12 field goals in a game:

12, Gavin Ware, Alabama (2-2-16)

### Made 13 field goals in a game:

13, Horatio Webster vs. SW Missouri St.

(11-23-97)

### Made 14 field goals in a game:

14, Cameron Burns at Georgia (1-17-90)

### Made 15 or more field goals in a game:

16, Raymond Brown vs. Florida (3-2-85)

### Attempted 20 field goals in a game:

20, Ravern Johnson vs. St. Mary's (12-29-10)

### Attempted 21 or more field goals in a game:

21, Dee Bost vs. Kentucky (2-16-10)

### Attempted 23 or more field goals in a game:

23, Arnett Moultrie vs. UMass (3-13-12)

### Attempted 25 field goals in a game:

25, Chuck Evans at Alabama (3-6-93)

### Attempted 26 field goals in a game:

26, Tony Watts at Ole Miss (2-22-92)

### Attempted 27 or more field goals in a game:

28, Jeff Malone vs. Vanderbilt (1-8-83)

### Made six 3-pointers in a game:

6, Dee Bost vs. Old Dominion (11-28-09)

### Made seven 3-pointers in a game:

7, Malik Newman vs. Ole Miss (1-23-16)

### Made eight or more 3-pointers in a game:

8, Winsome Frazier vs. UMKC (11-23-04)

### Attempted 11 3-pointers in a game:

11, Dee Bost vs. Detroit (12-17-11)

### Attempted 12 3-pointers in a game:

12, Ravern Johnson vs. ETSU (12-11-10)

### Attempted 13 or more 3-pointers in a game:

13, Dee Bost vs. Troy (12-10-11)

### Attempted 16 or more 3-pointers in a game:

17, Darryl Wilson vs. Alabama (3-4-95)

### Made 14 or more free throws in a game:

14, Trivante Bloodman vs. Auburn (2-15-14)

### Made 15 or more free throws in a game:

15, Craig Sword vs. Ole Miss (1-11-14)

### Attempted 17 free throws in a game:

17, Jarvis Varnado at Houston (12-19-09)

### Attempted 18 free throws in a game:

18, Craig Sword vs. Ole Miss (1-11-14)

### Attempted 19 free throws in a game:

19, Carl Nichols vs. SE La. (12-1-88)

### Had 16 rebounds in a game:

16, Gavin Ware vs. Maryland ES (1-2-14)

### Had 17 rebounds in a game:

17, Gavin Ware at Auburn (1-21-15)

### Had 18 or more rebounds in a game:

21, Wesley Morgan vs. SE La. (11-28-05)

### Had 22 or more rebounds in a game:

23, Rickey Brown vs. Vanderbilt (12-6-79)

### Had 24 or more rebounds in a game:

24, Wiley Peck vs. Alabama (1-27-79)

### Had 10 or more offensive rebounds in a game:

11, Arnett Moultrie vs. Northwestern State

(12-22-11)

### Had 10 or more defensive rebounds in a game:

10, Gavin Ware vs. LSU (1-31-15)

### Had 13 or more defensive rebounds in a game:

13, Colin Borchert (3-9-13)

### Had 15 or more defensive rebounds in a game:

15, Jarvis Varnado at San Diego (12-31-09)

### Had 10 assists in a game:

10, Dee Bost vs. LSU (1-25-11)

### Had 11 assists in a game:

11, I.J. Ready vs. No. Colorado (12-23-15)

### Had 13 assists in a game:

13, Dee Bost vs. Ole Miss (2-9-12)

### Had 14 assists in a game:

14, Gary Ervin vs. Florida A&M (12-20-04)

### Had 15 or more assists in a game:

16, Chuck Evans at UMKC (2-23-93)

### Had 10 or more turnovers in a game:

10, Charles Rhodes vs. Nicholls (11-11-06)

### Had five or more blocks in a game:

5, Gavin Ware at Loyola (12-15-12)

### Had seven blocks in a game:

7, Jarvis Varnado at LSU (2-20-10)

### Had eight blocks in a game:

8, Jarvis Varnado vs. Alabama (2-24-10)

### Had nine blocks in a game:

9, Jarvis Varnado at Vanderbilt (2-3-10)

### Had 10 blocks in a game:

10, Jarvis Varnado vs. Arkansas (1-14-10)

### Had 10+ blocks in two consecutive games:

Jarvis Varnado (10 vs. Georgia & 10 vs.

Kentucky, 2007-08)

### Had five steals in a game:

5, Fred Thomas vs. Clayton State (11-24-14)

### Had six or more steals in a game:

7, Craig Sword vs. Ole Miss (1-11-14)

## LAST TIME AN MSU TEAM...

### Scored 100 or more points:

106 vs. Eastern Washington (11-13-15)

### Scored 100 or more points in an SEC game:

105 vs. Auburn (3-2-04)

### Allowed 100 or more points in an SEC game:

115 at Arkansas (2-20-93)

### Allowed 100 or more points in non-SEC play:

105 vs. Miami (11-19-15)

### Was held to 52 points or less:

51 vs. Alabama (2-10-15)

### Was held to 50 points:

50 vs. Alabama (2-25-12)

### Was held to 49 points or less:

47 vs. Florida (1-10-15)

### Was held to 45 points or less:

41 at Georgia (2-7-15)

### Was held to 40 points or less:

36 vs. Missouri (2-13-13)

### Was held to 35 points or less:

31 vs. Vanderbilt (2-23-13)

### Was held to fewer than 10 points in a half:

9 at Arkansas, first (2-7-15)

### Held opponent to 59 points or less:

59 vs. Tulane (12-19-15)

### Held opponent to 56 points or less:

56 at Vanderbilt (3-4-15)

### Held opponent to 55 points or less:

51 vs. UT Martin (11-28-15)

### Held opponent to 50 points or less:

48 vs. North Carolina Central (12-31-15)

### Held opponent to 45 points or less:

45 vs. MVSU (12-28-09)

### Held opponent to 42 points or less:

42 vs. Texas-San Antonio (12-4-12)

### Held opponent to 39 points or less:

39 at LSU (1-9-08)

### Shot 50 percent or better from the field:

.519 [28-54] vs. Ole Miss (1-23-16)

### Shot 55 percent or better from the field:

.582 [33-55] vs. No. Colorado (12-23-15)

### Shot 60 percent or better from the field:

.621 [41-66] vs. E. Washington (11-13-15)

### Shot 65 percent or better from the field:

.660 [35-53] vs. Western Kentucky (1-5-09)

### Was held to less than 35 percent from the field:

.311 [14-45] at Arkansas (2-7-15)

### Was held to less than 30 percent from the field:

.283 [17-60] vs. North Carolina (11-19-12)

### Was held to less than 25 percent from the field:

.175 [7-40] vs. Vanderbilt (2-23-13)

### Held opp. to 35 percent or less from the field:

.306 [19-62] vs. Texas A&M (1-6-16)

### Held opp. to 30 percent or less from the field:

.236 [17-72] vs. N.C. Central (12-31-15)

### Opponent shot 50 percent or better:

.525 [32-61] LSU (2-9-16)

### Opponent shot 60 percent or better:

.623 [33-53] Missouri (3-1-14)

### Made 35 or more field goals:

35 vs. Texas Southern (12-2-15)

### Made 40 or more field goals:

41 vs. Eastern Washington (11-13-15)

### Made fewer than 15 field goals:

14 at Arkansas (2-7-15)

### Attempted 70 or more shots from the field:

71 vs. Alabama (2-2-16)

### Attempted 80 or more shots from the field:

80 at Alabama (2-21-09)

### Attempted just 40 shots from the field:

40 vs. Vanderbilt (2-23-13)

### Attempted 39 or fewer shots from the field:

39 at Vanderbilt (3-4-15)

### Attempted 35 or fewer shots from the field:

34 vs. Tennessee (2-3-15)

### Made 10 or more 3-pointers:

11 vs. South Carolina (1-23-16)

### Made 12 3-pointers:

12 vs. Ole Miss (1-23-16)

### Made 15 3-pointers:

15 vs. North Carolina A&T (12-12-10)

### Made 16 3-pointers:

16 vs. Troy (12-10-11)

### Did not make a 3-pointer:

[0-10] at Arkansas (2-7-15)

### Made just one 3-pointer:

vs. Tennessee (1-7-15)

### Made just two 3-pointers:

vs. Kentucky (2-25-15)

### Opponent made 15 or more 3-pointers:

16, Arkansas (1-9-16)

### Attempted nine 3-pointers or less:

9 vs. Tennessee (1-7-15)

### Attempted six 3-pointers or less:

6 at Ole Miss (1-29-03)

### Attempted 25 3-pointers:

25 vs. Georgia (2-14-12)

### Attempted 26 3-pointers:

26 vs. South Carolina (3-5-11)

### Attempted 27 3-pointers:

27 vs. Texas Southern (12-2-15)

### Attempted 29 or more 3-pointers:

29 vs. Missouri-Kansas City (12-12-15)

### Attempted 30 or more 3-pointers:

31 vs. Southern University (11-16-15)



# THE LAST TIME (CONTINUED) . . .

**Attempted 35 or more 3-pointers:**

35 vs. Kentucky (2-16-10)

**Made 31 or more free throws:**

31 vs. Auburn (1-22-14)

**Made 40 or more free throws:**

41 vs. LSU (2-11-09)

**Made 50 or more free throws:**

52 vs. LSU (2-11-09)

**Made fewer than five free throws:**

4 at Vanderbilt (2-1-14)

**Made fewer than four free throws:**

3 vs. Baylor (12-28-11)

**Made only 1 free throw:**

1 vs. Florida (1-30-14)

**Attempted 30 or more free throws:**

34 vs. Auburn SECT (3-11-15)

**Attempted 35 or more free throws:**

35 vs. Tennessee (2-3-15)

**Attempted 40 or more free throws:**

44 vs. Tennessee (1-7-15)

**Attempted 45 or more free throws:**

45 vs. Florida A&amp;M (12-17-13)

**Attempted fewer than 10 free throws:**

7, vs. Texas Southern (12-2-15)

**Had 50 or more rebounds:**

51 vs. Prairie View (11-8-13)

**Had 55 or more rebounds:**

58 vs. Troy (12-10-05)

**Had 59 or more rebounds:**

59 at Houston (12-19-09)

**Had fewer than 25 rebounds:**

21 vs. McNeese State (12-30-14)

**Had 20 or fewer rebounds:**

20 at Kentucky (1-12-16)

**Had 20 or more assists:**

20 vs. Missouri State (11-22-15)

**Had 21 or more assists:**

21 vs. Northern Colorado (12-23-15)

**Had 25 or more assists:**

25 vs. St. Bonaventure (12-05-09)

**Had 30 or more assists:**

30 vs. Troy (12-10-11)

**Had 5 Assists:**

5, Florida State (12-16-15)

**Had Fewer Than 5 Assists:**

4, Tennessee (1-2-15)

**Had 20 or more turnovers:**

20 vs. South Carolina (3-6-13)

**Had 21 or more turnovers:**

21 vs. Jacksonville (12-23-14)

**Had 23 or more turnovers:**

23 vs. Arkansas (2-21-15)

**Had 24 or more turnovers:**

24 at Arkansas (2-7-15)

**Had 25 turnovers:**

26 vs. Mississippi Valley State (11-17-14)

**Had 29 or more turnovers:**

29 at Arkansas (1-23-13)

**Had 30 or more turnovers:**

31 at Kentucky (1-7-97)

**Had 34 or more turnovers:**

34 at Evansville (12-17-75)

**Had fewer than 10 turnovers:**

8 vs. Florida (1-19-16)

**Had five or fewer turnovers:**

5 vs. Florida Atlantic (11-30-10)

**Forced 25 or more turnovers**

26 vs. Kennesaw State (11-14-13)

**Had 10 blocked shots:**

10 vs. Texas Southern (12-2-15)

**Had 11 blocked shots:**

11 at Alabama (2-21-09)

**Had 12 blocked shots:**

12 at South Carolina (1-26-16)

**Had 13 blocked shots:**

13 vs. Arkansas (1-14-10)

**Had 14 blocked shots:**

14 vs. Texas-Pan American (11-24-09)

**Had 16 blocked shots:**

16 vs. Georgia (1-12-08)

**Had 10 steals:**

10 at South Carolina (1-16-23)

**Had 11 steals:**

11 vs. Florida (1-19-16)

**Had 12 steals:**

12 vs. Northern Colorado (12-23-15)

**Had 13 or more steals:**

14 vs. South Carolina (1-9-13)

**Had 15 or more steals:**

15 vs. Florida Gulf Coast (12-19-13)

**Had 17 or more steals:**

17 vs. Florida Atlantic (11-13-12)

**Had 20 or more steals:**

20 vs. Nicholls State (11-17-01)

**Had 1 steal or less:**

1 vs. Vanderbilt (3-11-11)

## 1 FRED THOMAS



Senior | Guard

6-5 | 210

Jackson, MS

Jim Hill HS

## Season Highs

**Points:** 13, Northern Colorado, 12-23-15  
**FGM:** 4, twice, last vs. Alabama, 2-2-16  
**FGA:** 9, twice, last vs. LSU, 2-6-16  
**3FGM:** 3, Southern, 11-16-15  
**3FGA:** 6, 4x, last vs. LSU, 2-6-16  
**FTM:** 4, Eastern Washington, 11-13-15  
**FTA:** 4, twice, last vs. Northern Colorado, 12-23-15  
**Rebounds:** 9, Florida State, 12-16-15  
**Assists:** 2, 5x, last vs. Missouri, 1-30-16  
**Blocks:** 3, South Carolina, 1-26-16  
**Steals:** 2, Missouri, 1-30-16  
**Minutes:** 35, twice, last vs. Florida State, 12-16-15

## Career Highs

**Points:** 21, South Carolina, 3-13-13  
**FGM:** 7, twice, last vs. Missouri, 3-1-14  
**FGA:** 15, Marquette, 11-20-12  
**3FGM:** 4, 10x, last vs. Tennessee, 2-3-15  
**3FGA:** 10, twice, last vs. Providence, 12-1-12  
**FTM:** 8, Florida, 1-26-13  
**FTA:** 9, twice, last vs. Utah State, 11-22-14  
**Rebounds:** 9, twice, last vs. Florida State, 12-16-15  
**Assists:** 4, twice, last vs. USC, 3-6-13  
**Blocks:** 3, 5x, last vs. South Carolina, 1-26-16  
**Steals:** 7, Florida, 1-26-13  
**Minutes:** 41, Texas A&M, 1-18-14

## 2015-16 Game-By-Game

Opponent	MIN	FG	Pct.	3FG	Pct.	FT	Pct.	O-D-R	PF	A	TO	B	S	PTS
N13 Eastern Washington	35	3-6	.500	0-2	.000	4-4	1.000	2-3-5	0	1	0	1	0	10
N16 Southern University	32	3-6	.500	3-6	.500	0-0	.000	0-7-7	1	1	2	0	1	9
N19 Miami	27	0-5	.000	0-4	.000	0-0	.000	0-4-4	4	0	1	0	0	0
N20 Texas Tech	9	1-4	.250	0-2	.000	0-0	.000	0-0-0	0	1	2	0	0	2
N22 Missouri State	14	0-0	.000	0-0	.000	1-2	.500	0-2-2	2	1	1	0	0	1
N28 UT Martin	17	1-3	.333	1-3	.333	0-0	.000	0-4-4	2	1	0	0	0	3
D2 Texas Southern	16	2-4	.500	1-3	.333	0-0	.000	1-1-2	0	0	0	0	0	5
D12 UMKC	11	0-2	.000	0-2	.000	2-2	1.000	0-1-1	0	0	0	0	0	2
D16 Florida State	35	2-6	.333	1-5	.200	1-2	.500	0-9-9	4	1	3	0	0	6
D19 Tulane	33	3-5	.600	2-4	.500	1-1	1.000	0-5-5	3	2	1	0	1	9
D23 Northern Colorado	25	4-8	.500	2-6	.333	3-4	.750	0-0-0	2	0	0	0	0	13
D31 North Carolina Central	18	1-3	.333	1-2	.500	0-0	.000	0-4-4	2	2	0	2	0	3
J6 Texas A&M	17	1-4	.250	1-3	.333	0-0	.000	0-0-0	2	0	0	0	0	3
J9 Arkansas	18	2-5	.400	1-3	.333	1-2	.500	0-0-0	2	1	1	1	0	6
J12 Kentucky	21	3-3	1.000	2-2	1.000	0-0	.000	0-2-2	0	1	0	0	1	8
J16 Tennessee	21	1-3	.333	0-1	.000	0-0	.000	2-3-5	3	1	0	1	0	2
J19 Florida	20	1-4	.250	1-4	.250	0-0	.000	0-4-4	1	2	0	0	1	3
J23 Ole Miss	21	2-5	.400	1-4	.250	1-2	.500	0-4-4	2	2	0	1	0	6
J26 South Carolina	21	0-3	.000	0-3	.000	0-0	.000	0-0-0	1	0	1	3	0	0
J30 Missouri	16	1-3	.333	0-1	.000	1-2	.500	0-4-4	3	2	1	1	2	3
F2 Alabama	21	4-9	.444	1-6	.167	0-0	.000	1-1-2	2	1	0	1	0	9
F6 LSU	19	3-9	.333	2-6	.333	2-2	1.000	1-5-6	3	0	0	0	0	10
F9 Arkansas														
F13 Georgia														
F16 Vanderbilt														
F20 Alabama														
F24 Texas A&M														
F27 South Carolina														
M2 Ole Miss														
M5 Auburn														
M9 SEC Tournament														

## Thomas' Notes . . .

- ✓ 10 points in season opener vs. EWU.
- ✓ Tallied 9 points, 7 rebounds vs. SU.
- ✓ 3 points, 4 rebounds against UT Martin.
- ✓ 5 points and a pair of rebounds against Texas Southern.
- ✓ Earned 6 points and tied a career high with 9 rebounds at Florida State.
- ✓ Totaled 9 points on 3-of-5 shooting with 5 rebounds and season-high 2 assists vs. Tulane.
- ✓ Earned 13 points on .500 shooting against Northern Colorado.
- ✓ Set a season high with 2 blocks and tied a season high with 2 assists against NC Central.
- ✓ Is seven points away from becoming the 36th player in MSU history to score 1,000-career points after scoring an SEC-best 10 points at LSU.

## CAREER STATS FOR FRED THOMAS

Year	GP-GS	Min/Avg	FG-FGA	Pct	3FM-3GA	Pct	FT-FTA	Pct	Rebs	PF-D	Ast	TO	Blk	Stl	Pts/Avg
2012-13	32-19	917/28.7	103-314	.328	41-172	.238	62-78	.795	112-3.5	45-1	43	49	27	56	309/9.7
2013-14	31-23	927/29.9	99-259	.382	46-144	.319	45-72	.625	91-2.9	56-0	44	40	23	31	289/9.3
2014-15	31-16	757/24.4	84-223	.377	47-137	.343	67-85	.788	111-3.6	58-0	25	47	15	23	282/9.1
2015-16	22-5	467/21.2	38-100	.380	20-72	.278	17-23	.739	70-3.2	39-0	20	13	11	6	113/5.1
TOTAL	116-63	3068/26.4	324-896	.362	154-525	.293	191-258	.740	384-3.3	198-1	132	149	76	116	993/8.6

## 4 JOHNNY ZUPPARDO



Senior | Forward

6-8 | 226

Bay St. Louis, MS

Jones Junior College

## Season Highs

**Points:** 8, Northern Colorado, 12-23-15  
**FGM:** 3, 3x, last vs. Missouri, 1-30-16  
**FGA:** 6, Southern, 11-16-15  
**3FGM:** 2, twice, last vs. Northern Colorado, 12-23-15  
**3FGA:** 4, Kentucky, 1-12-16  
**FTM:** 2, Arkansas, 1-9-16  
**FTA:** 2, 3x, last vs. Tennessee, 1-16-16  
**Rebounds:** 8, Eastern Washington, 11-13-15  
**Assists:** 2, UMKC, 12-12-15  
**Blocks:** 1, 5x, last vs. Alabama, 2-2-16  
**Steals:** 2, 3x, last vs. Tennessee, 1-16-16  
**Minutes:** 20, Tennessee, 1-16-16

## Zuppardo's Notes . . .

- ✓ Had 6 points, 8 rebounds in MSU debut.
- ✓ Had 6 points vs. Southern, including hitting his first three-pointer of the year.
- ✓ Totaled six points off 2-2 shooting from three-point range vs. Miami (FL).
- ✓ In a career-high 18 minutes, scored 2 points, grabbed 4 rebounds and had 2 steals.
- ✓ 4 points, 4 rebounds and 2 steals against UT Martin.
- ✓ 3 points and career-high 2 assists in 19 minutes at UMKC.
- ✓ Scored a career-high 8 points against Northern Colorado.

## 2015-16 Game-By-Game

Opponent	MIN	FG	Pct.	3FG	Pct.	FT	Pct.	O-D-R	PF	A	TO	B	S	PTS
N13 Eastern Washington	15	3-3	1.000	0-0	.000	0-0	.000	2-6-8	3	1	0	0	0	6
N16 Southern University	9	2-6	.333	1-3	.333	1-2	.500	3-2-5	1	0	1	1	0	6
N19 Miami	9	2-3	.667	2-2	1.000	0-0	.000	0-1-1	3	0	0	1	0	6
N20 Texas Tech	12	2-3	.667	1-1	1.000	0-0	.000	1-0-1	2	0	2	0	0	5
N22 Missouri State	18	1-5	.200	0-1	.000	0-0	.000	0-4-4	1	1	0	0	2	2
N28 UT Martin	13	2-3	.667	0-1	.000	0-0	.000	2-2-4	5	1	1	0	2	4
D2 Texas Southern	9	1-2	.500	1-2	.500	0-0	.000	0-1-1	1	1	0	0	1	3
D12 UMKC	19	1-2	.500	1-1	1.000	0-0	.000	0-1-1	1	2	0	0	1	3
D16 Florida State	13	1-4	.250	1-4	.250	0-0	.000	1-2-3	5	0	1	0	0	3
D19 Tulane	11	0-4	.000	0-2	.000	0-0	.000	1-5-6	1	0	0	0	1	0
D23 Northern Colorado	15	3-5	.600	2-3	.667	0-0	.000	1-3-4	1	0	1	1	1	8
D31 North Carolina Central	13	1-4	.250	1-3	.333	0-0	.000	0-1-1	2	0	0	0	0	3
J6 Texas A&M	7	0-0	.000	0-0	.000	0-0	.000	1-0-1	1	0	0	0	0	0
J9 Arkansas	6	0-1	.000	0-1	.000	2-2	1.000	1-2-3	0	0	0	0	1	2
J12 Kentucky	11	1-4	.250	1-4	.250	0-0	.000	0-1-1	1	0	2	0	0	3
J16 Tennessee	20	1-2	.500	0-1	.000	1-2	.500	0-5-5	0	0	0	0	2	3
J19 Florida	12	2-4	.500	1-2	.500	0-0	.000	0-2-2	5	0	0	0	0	5
J23 Ole Miss	12	1-3	.333	1-2	.500	0-0	.000	0-1-1	1	0	1	0	0	3
J26 South Carolina	5	0-1	.000	0-1	.000	0-0	.000	0-0-0	3	0	0	0	0	0
J30 Missouri	16	3-5	.600	0-1	.000	0-0	.000	0-1-1	3	0	2	1	0	6
F2 Alabama	3	0-1	.000	0-0	.000	0-0	.000	0-0-0	2	0	0	1	0	0
F6 LSU	17	2-5	.400	0-1	.000	0-0	.000	2-2-4	2	0	1	0	0	4
F9 Arkansas														
F13 Georgia														
F16 Vanderbilt														
F20 Alabama														
F24 Texas A&M														
F27 South Carolina														
M2 Ole Miss														
M5 Auburn														
M9 SEC Tournament														

## CAREER STATS FOR JOHNNY ZUPPARDO

Year	GP-GS	Min/Avg	FG-FGA	Pct	3FM-3GA	Pct	FT-FTA	Pct	Rebs	PF-D	Ast	TO	Blk	Stl	Pts/Avg
2015-16	22-0	265/12.0	29-70	.414	13-36	.361	4-6	.667	57-2.6	44-3	6	12	5	11	75/3.4



# 5 JOE STRUGG



**Freshman | Forward**

**6-9 | 192**

**Montgomery, AL**

**G.W. Carver HS**

## Season Highs

Points:  
FGM:  
FGA:  
3FGM:  
3FGA:  
FTM:  
FTA:  
Rebounds:  
Assists:  
Blocks:  
Steals:  
Minutes:

## Strugg's Notes . . .

✓ Missed all of preseason with a foot injury.

## 2015-16 Game-By-Game

Opponent	MIN	FG	Pct.	3FG	Pct.	FT	Pct.	O-D-R	PF	A	TO	B	S	PTS
N13 Eastern Washington	-DNP-													
N16 Southern University	-DNP-													
N19 Miami	-DNP-													
N20 Texas Tech	-DNP-													
N22 Missouri State	-DNP-													
N28 UT Martin	-DNP-													
D2 Texas Southern	-DNP-													
D12 UMKC	-DNP-													
D16 Florida State	-DNP-													
D19 Tulane	-DNP-													
D23 Northern Colorado	-DNP-													
D31 North Carolina Central	-DNP-													
J6 Texas A&M	-DNP-													
J9 Arkansas	-DNP-													
J12 Kentucky	-DNP-													
J16 Tennessee	-DNP-													
J19 Florida	-DNP-													
J23 Ole Miss	-DNP-													
J26 South Carolina	-DNP-													
J30 Missouri	-DNP-													
F2 Alabama	-DNP-													
F6 LSU	-DNP-													
F9 Arkansas														
F13 Georgia														
F16 Vanderbilt														
F20 Alabama														
F24 Texas A&M														
F27 South Carolina														
M2 Ole Miss														
M5 Auburn														
M9 SEC Tournament														

## CAREER STATS For JOE STRUGG

Year	GP-GS	Min/Avg	FG-FGA	Pct	3FM-3GA	Pct	FT-FTA	Pct	Rebs	PF-D	Ast	TO	Blk	Stl	Pts/Avg
2015-16															

## 10 CARTER HOLMES



Sophomore | Guard

6-0 | 185

Jackson, MS

Jackson Academy

## Season Highs

Points: ---  
 FGM: ---  
 FGA: 2, NC Central, 12-31-15  
 3FGM: ---  
 3FGA: 2, NC Central, 12-31-15  
 FTM: ---  
 FTA: ---  
 Rebounds: ---  
 Assists: ---  
 Blocks: ---  
 Steals: ---  
 Minutes: 2, twice, last vs. NC Central, 12-31-15

## Holmes' Notes . . .

✓ Made his debut against EWU.

## 2015-16 Game-By-Game

Opponent	MIN	FG	Pct.	3FG	Pct.	FT	Pct.	O-D-R	PF	A	TO	B	S	PTS
N13 Eastern Washington	1	0-0	.000	0-0	.000	0-0	.000	0-0-0	0	0	0	0	0	0
N16 Southern University	-DNP-													
N19 Miami	-DNP-													
N20 Texas Tech	-DNP-													
N22 Missouri State	-DNP-													
N28 UT Martin	1	0-0	.000	0-0	.000	0-0	.000	0-0-0	0	0	0	0	0	0
D2 Texas Southern	-DNP-													
D12 UMKC	-DNP-													
D16 Florida State	-DNP-													
D19 Tulane	-DNP-													
D23 Northern Colorado	2	0-0	.000	0-0	.000	0-0	.000	0-0-0	0	0	0	0	0	0
D31 North Carolina Central	2	0-2	.000	0-2	.000	0-0	.000	0-0-0	0	0	0	0	0	0
J6 Texas A&M	-DNP-													
J9 Arkansas	-DNP-													
J12 Kentucky	-DNP-													
J16 Tennessee	-DNP-													
J19 Florida	-DNP-													
J23 Ole Miss	-DNP-													
J26 South Carolina	-DNP-													
J30 Missouri	-DNP-													
F2 Alabama	-DNP-													
F6 LSU	-DNP-													
F9 Arkansas														
F13 Georgia														
F16 Vanderbilt														
F20 Alabama														
F24 Texas A&M														
F27 South Carolina														
M2 Ole Miss														
M5 Auburn														
M9 SEC Tournament														

## CAREER STATS FOR CARTER HOLMES

Year	GP-GS	Min/Avg	FG-FGA	Pct	3FM-3GA	Pct	FT-FTA	Pct	Rebs	PF-D	Asst	TO	Blk	Stl	Pts/Avg
2015-16	4-0	6/1.5	0-2	.000	0-2	.000	0-0	.000	0-0.0	0-0	0	0	0	0	0/0.0

# 11 QUINNDARY WEATHERSPOON



**Freshman | Guard**

**6-4 | 202**

**Canton, MS**

**Velma Jackson HS**

## Season Highs

**Points:** 23, Tennessee, 1-16-16  
**FGM:** 8, Tennessee, 1-16-16  
**FGA:** 17, South Carolina, 1-26-16  
**3FGM:** 3, Tennessee, 1-16-16  
**3FGA:** 6, twice, last vs. LSU, 2-6-16  
**FTM:** 4, twice, Alabama, 2-2-16  
**FTA:** 5, Tennessee, 1-16-16  
**Rebounds:** 14, Missouri, 1-30-16  
**Assists:** 4, NC Central, 12-31-15  
**Blocks:** 2, Texas Southern, 12-2-15  
**Steals:** 3, UMKC, 12-12-15  
**Minutes:** 41, Alabama, 2-2-16

## Weatherspoon's Notes . . .

- ✓ 12 points and 2 rebounds in MSU debut.
- ✓ Career-high 16 points on 6-of-6 shooting vs. UT Martin.
- ✓ 5 points and career highs in assists (3) and blocks (2) in his first-career start vs. Texas Southern.
- ✓ Earned 7 points, along with 4 rebounds, 3 assists and a career-high 3 steals.
- ✓ Earned 10 points on 4-of-5 shooting with 2 steals and 2 assists against Northern Colorado.
- ✓ Scored 14 points and tacked on career highs with 7 rebounds and 4 assists in a win against NC Central.
- ✓ Earned 12 points and 5 rebounds against Texas A&M, giving him double-digits points in his last three games.
- ✓ Had the best game of his career to date against Tennessee, earning season highs in points (23), field goals made (8), three-pointers made (3) and free throws made (4).
- ✓ In 35 minutes played, scored 14 points on 6-of-11 shooting with 6 rebounds, 3 assists, 2 steals and 1 block at Florida.
- ✓ Played a career-high 36 minutes, scoring 19 points with 5 rebounds, 2 steals and 1 block at South Carolina.
- ✓ Earned his first career double-double with 18 point and a career-high 14 rebounds.
- ✓ Has scored in double digits in nine of his last 12 games.

## 2015-16 Game-By-Game

Opponent	MIN	FG	Pct.	3FG	Pct.	FT	Pct.	O-D-R	PF	A	TO	B	S	PTS
N13 Eastern Washington	23	5-8	.625	2-3	.667	0-0	.000	0-2-2	4	1	2	1	0	12
N16 Southern University	17	1-4	.250	0-1	.000	2-3	.667	0-3-3	2	0	1	0	1	4
N19 Miami	16	2-6	.333	0-1	.000	0-0	.000	1-2-3	4	2	0	1	1	4
N20 Texas Tech	18	3-6	.500	1-4	.250	3-3	1.000	1-4-5	2	0	0	1	0	10
N22 Missouri State	20	3-5	.600	0-2	.000	0-0	.000	0-1-1	2	1	2	0	0	6
N28 UT Martin	18	6-6	1.000	2-2	1.000	2-2	1.000	1-2-3	0	1	0	0	2	16
D2 Texas Southern	23	2-7	.286	1-3	.333	0-0	.000	0-1-1	2	3	0	2	0	5
D12 UMKC	13	3-6	.500	1-2	.500	0-0	.000	1-3-4	3	3	1	0	3	7
D16 Florida State	33	2-10	.200	0-3	.000	0-0	.000	0-2-2	3	0	4	0	2	4
D19 Tulane	19	2-6	.333	1-1	1.000	2-2	1.000	2-1-3	2	0	1	0	1	7
D23 Northern Colorado	23	4-5	.800	0-1	.000	2-2	1.000	1-1-2	1	2	1	0	2	10
D31 North Carolina Central	24	6-11	.545	1-3	.333	1-1	1.000	2-5-7	2	4	3	0	2	14
J6 Texas A&M	26	5-9	.556	1-4	.250	1-2	.500	3-2-5	1	2	1	1	2	12
J9 Arkansas	25	2-13	.154	1-5	.200	0-0	.000	2-4-6	1	2	0	1	2	5
J12 Kentucky	22	4-8	.500	0-2	.000	0-0	.000	1-2-3	4	0	1	0	2	8
J16 Tennessee	34	8-15	.533	3-5	.600	4-5	.800	3-1-4	4	1	2	1	1	23
J19 Florida	35	6-11	.545	0-2	.000	2-2	1.000	3-3-6	2	3	0	1	2	14
J23 Ole Miss	35	7-10	.700	2-4	.500	2-3	.667	1-5-6	3	0	3	0	2	18
J26 South Carolina	36	7-17	.412	2-6	.333	3-3	1.000	2-3-5	4	0	3	1	2	19
J30 Missouri	32	7-15	.467	2-4	.500	2-4	.500	8-6-14	3	1	2	0	0	18
F2 Alabama	41	2-9	.222	0-3	.000	4-4	1.000	1-5-6	4	1	2	1	1	8
F6 LSU	27	4-9	.444	2-6	.333	2-2	1.000	2-6-8	1	2	2	1	1	12
F9 Arkansas														
F13 Georgia														
F16 Vanderbilt														
F20 Alabama														
F24 Texas A&M														
F27 South Carolina														
M2 Ole Miss														
M5 Auburn														
M9 SEC Tournament														

## CAREER STATS FOR QUINNDARY WEATHERSPOON

Year	GP-GS	Min/Avg	FG-FGA	Pct	3FM-3GA	Pct	FT-FTA	Pct	Rebs	PF-D	Ast	TO	Blk	Stl	Pts/Avg
2015-16	22-9	560/25.5	91-196	.464	22-67	.328	32-38	.842	99-4.5	54-0	29	31	12	29	236/10.7



## 14 MALIK NEWMAN



Freshman | Guard

6-3 | 190

Jackson, MS

Callaway HS

## Season Highs

**Points:** 25, Ole Miss, 1-23-16  
**FGM:** 8, Ole Miss, 1-23-16  
**FGA:** 17, Texas Tech, 11-20-15  
**3FGM:** 7, 3x, Ole Miss, 1-23-16  
**3FGA:** 10, twice, last vs. Ole Miss, 1-23-16  
**FTM:** 6, twice, last vs. Kentucky, 1-12-16  
**FTA:** 6, 5x, last vs. LSU, 2-6-16  
**Rebounds:** 7, Tennessee, 1-16-16  
**Assists:** 5, LSU, 2-6-16  
**Blocks:** 1, Missouri, 1-30-16  
**Steals:** 2, Texas Southern, 12-2-15  
**Minutes:** 39, LSU, 2-6-16

## Newman's Notes . . .

- ✓ Preseason second-team All-SEC selection by both the league coaches and writers.
- ✓ DNP vs. Eastern Washington due to turf toe.
- ✓ Made his debut against Southern, scoring 6 points along with 3 assists.
- ✓ Scored 15 points against Miami, including going 4-8 from long distance.
- ✓ Made his first-career start vs. Texas Tech, tallying 17 points, 5 rebounds and 4 assists.
- ✓ Put together 15 points with 4 rebounds and tied a career high with 4 assists, while going a career-best 6-of-6 from the free throw line vs. Tulane.
- ✓ Turned in 15 points, 4 rebounds and 4 assists in a win against NC Central.
- ✓ Totaled 14 points, 3 rebounds and 2 assists in SEC opener vs. Texas A&M.
- ✓ Earned 14 points and tied a season high with 4 assists, while going 6-for-6 from the free throw line at Kentucky.
- ✓ Tallied a career-high 25 points on 8-of-16 shooting in 36 minutes against Ole Miss.
- ✓ Drained 7 3-pointers, the second-most in a game in program history and the most since Dee Bost made seven against Troy on 12-10-11.
- ✓ Set career highs with 39 minutes played and 5 assists at LSU.
- ✓ Currently fourth in the MSU freshman record book for 3-point field goals made with 52.
- ✓ Scored in double digits in 15 of his last 20 games.

## 2015-16 Game-By-Game

Opponent	MIN	FG	Pct.	3FG	Pct.	FT	Pct.	O-D-R	PF	A	TO	B	S	PTS
N13 Eastern Washington	-DNP-													
N16 Southern University	17	2-8	.250	1-5	.200	1-6	.167	0-2-2	0	3	4	0	0	6
N19 Miami	27	5-10	.500	4-8	.500	1-2	.500	0-3-3	3	1	3	0	0	15
N20 Texas Tech	31	6-17	.353	2-9	.222	3-3	1.000	2-3-5	4	4	3	0	1	17
N22 Missouri State	26	5-10	.500	2-6	.333	2-2	1.000	0-1-1	4	1	1	0	0	14
N28 UT Martin	32	2-10	.200	1-4	.250	0-0	.000	0-3-3	2	3	2	0	0	5
D2 Texas Southern	32	4-8	.500	1-5	.200	0-0	.000	0-2-2	0	3	1	0	2	9
D12 UMKC	34	6-15	.400	4-10	.400	2-3	.667	0-4-4	0	0	2	0	0	18
D16 Florida State	22	4-11	.364	2-5	.400	2-2	1.000	1-2-3	1	1	1	0	0	12
D19 Tulane	32	3-9	.333	3-5	.600	6-6	1.000	0-4-4	0	4	3	0	0	15
D23 Northern Colorado	27	6-11	.545	4-8	.500	4-4	1.000	1-3-4	1	2	3	0	1	20
D31 North Carolina Central	27	6-9	.667	2-5	.400	1-2	.500	0-4-4	0	4	0	0	1	15
J6 Texas A&M	33	4-11	.364	3-7	.429	3-6	.500	0-3-3	3	2	2	0	0	14
J9 Arkansas	30	3-7	.429	2-5	.400	1-4	.250	0-3-3	2	0	2	0	0	9
J12 Kentucky	27	3-7	.429	2-4	.500	6-6	1.000	0-1-1	1	4	1	0	0	14
J16 Tennessee	34	3-15	.200	1-7	.143	0-0	.000	1-6-7	2	2	0	0	0	7
J19 Florida	35	4-9	.444	2-4	.500	2-3	.667	0-3-3	1	2	1	0	1	12
J23 Ole Miss	36	8-16	.500	7-10	.700	2-2	1.000	0-0-0	3	2	1	0	1	25
J26 South Carolina	28	5-13	.385	5-8	.625	0-0	.000	0-1-1	5	1	3	0	1	15
J30 Missouri	35	6-11	.545	4-8	.500	3-3	1.000	0-5-5	0	3	2	1	0	19
F2 Alabama	25	1-4	.250	0-1	.000	1-2	.500	0-2-2	1	1	1	0	1	3
F6 LSU	39	4-12	.333	0-4	.000	4-6	.667	0-3-3	2	5	3	0	1	12
F9 Arkansas														
F13 Georgia														
F16 Vanderbilt														
F20 Alabama														
F24 Texas A&M														
F27 South Carolina														
M2 Ole Miss														
M5 Auburn														
M9 SEC Tournament														

## CAREER STATS FOR MALIK NEWMAN

Year	GP-GS	Min/Avg	FG-FGA	Pct	3FM-3GA	Pct	FT-FTA	Pct	Rebs	PF-D	Asst	TO	Blk	Stl	Pts/Avg
2015-16	21-19	629/30.0	90-223	.404	52-128	.406	44-62	.710	63-3.0	35-1	48	39	1	10	276/13.1

## 15 I.J. READY



Junior | Guard

5-11 | 170

North Little Rock, AR

Parkview Magnet HS

## Season Highs

**Points:** 25, Eastern Washington, 11-13-15  
**FGM:** 8, Eastern Washington, 11-13-15  
**FGA:** 16, twice, last vs. Florida, 1-19-16  
**3FGM:** 3, twice, last vs. South Carolina, 1-26-16  
**3FGA:** 7, Texas Southern, 12-2-15  
**FTM:** 8, Eastern Washington, 11-13-15  
**FTA:** 9, Eastern Washington, 11-13-15  
**Rebounds:** 7, Missouri, 1-30-16  
**Assists:** 11, twice, last vs. Northern Colorado, 12-23-15  
**Blocks:** ---  
**Steals:** 3, twice, last vs. South Carolina, 1-26-16  
**Minutes:** 35, Eastern Washington, 11-13-15

## Career Highs

**Points:** 25, Eastern Washington, 11-13-15  
**FGM:** 8, Eastern Washington, 11-13-15  
**FGA:** 16, 3x, last vs. Florida, 1-19-16  
**3FGM:** 4, Georgia, 1-24-15  
**3FGA:** 7, 7x, last vs. Texas Southern, 12-2-15  
**FTM:** 8, Eastern Washington, 11-13-15  
**FTA:** 9, Eastern Washington, 11-13-15  
**Rebounds:** 8, twice, last vs. Auburn, 1-21-15  
**Assists:** 11, twice, last vs. Northern Colorado, 12-23-15  
**Blocks:** ---  
**Steals:** 5, Florida Gulf Coast, 12-19-13  
**Minutes:** 35, twice, last vs. E. Washington, 11-13-15

## 2015-16 Game-By-Game

Opponent	MIN	FG	Pct.	3FG	Pct.	FT	Pct.	O-D-R	PF	A	TO	B	S	PTS
N13 Eastern Washington	35	8-16	.500	1-5	.200	8-9	.889	0-2-2	2	6	5	0	1	25
N16 Southern University	32	3-13	.231	1-5	.200	2-2	1.000	0-3-3	0	5	0	0	1	9
N19 Miami	26	3-8	.375	1-3	.333	2-4	.500	1-0-1	3	4	5	0	1	9
N20 Texas Tech	33	4-9	.444	3-6	.500	0-0	.000	1-5-6	3	3	1	0	2	11
N22 Missouri State	30	5-9	.556	1-4	.250	2-2	1.000	0-3-3	1	11	2	0	2	13
N28 UT Martin	30	5-10	.500	0-2	.000	0-0	.000	0-4-4	0	4	1	0	3	10
D2 Texas Southern	28	5-12	.417	1-7	.143	0-0	.000	0-4-4	4	3	2	0	0	11
D12 UMKC	34	5-15	.333	0-5	.000	1-1	1.000	0-1-1	2	1	2	0	1	11
D16 Florida State	26	3-7	.429	2-5	.400	0-0	.000	0-1-1	3	1	2	0	0	8
D19 Tulane	29	2-5	.400	0-2	.000	3-4	.750	1-1-2	2	4	0	0	0	7
D23 Northern Colorado	27	3-6	.500	0-3	.000	2-2	1.000	0-1-1	1	11	0	0	1	8
D31 North Carolina Central	26	2-5	.400	1-3	.333	0-0	.000	0-0-0	1	2	1	0	2	5
J6 Texas A&M	30	3-6	.500	1-4	.250	0-0	.000	0-2-2	1	2	2	0	0	7
J9 Arkansas	30	3-8	.375	1-3	.333	0-0	.000	1-1-2	0	7	1	0	1	7
J12 Kentucky	34	2-6	.333	0-0	.000	3-4	.750	0-4-4	3	2	3	0	1	7
J16 Tennessee	28	4-6	.667	1-2	.500	0-0	.000	0-1-1	4	6	1	0	1	9
J19 Florida	34	7-16	.438	2-4	.500	4-4	1.000	0-4-4	0	2	1	0	1	20
J23 Ole Miss	24	1-5	.200	1-2	.500	4-4	1.000	0-3-3	4	5	1	0	0	7
J26 South Carolina	30	6-8	.750	3-3	1.000	5-5	1.000	1-3-4	3	7	1	0	3	20
J30 Missouri	22	0-3	.000	0-2	.000	0-0	.000	1-6-7	0	1	2	0	1	0
F2 Alabama	35	4-11	.364	1-1	1.000	0-0	.000	2-1-3	3	4	0	0	2	9
F6 LSU	-DNP-													
F9 Arkansas														
F13 Georgia														
F16 Vanderbilt														
F20 Alabama														
F24 Texas A&M														
F27 South Carolina														
M2 Ole Miss														
M5 Auburn														
M9 SEC Tournament														

## Ready's Notes . . .

- ✓ Career-high 25 points vs. EWU in opener en route to collecting 400th-career point.
- ✓ 9 points, 5 assists vs. Southern.
- ✓ Tallied 9 points, 4 assists and a steal against Miami in the opener in the Puerto Rico Tip-Off.
- ✓ Earned 11 points against Texas Tech, with 9 of those coming from three-point range.
- ✓ Set a career high with 11 assists and tacked on 13 points in a win against Missouri State.
- ✓ 10 points and season-high 3 steals against UT Martin.
- ✓ 8 points and tied a career high with 11 assists against Northern Colorado.
- ✓ Earned his second 20-point game of the year at Florida, scoring 20 with 4 rebounds and 2 assists.
- ✓ Put together his third 20-point game of the season, scoring 20 and adding 7 assists, 4 rebounds and a season-high-tying 3 steals.

## CAREER STATS FOR I.J. READY

Year	GP-GS	Min/Avg	FG-FGA	Pct	3FM-3GA	Pct	FT-FTA	Pct	Rebs	PF-D	Asst	TO	Blk	Stl	Pts/Avg
2013-14	26-21	626/24.1	59-159	.371	17-48	.354	18-21	.857	55-2.1	31-1	69	41	0	32	153/5.9
2014-15	29-21	744/25.7	87-218	.399	28-95	.295	37-42	.881	57-2.0	46-0	71	41	0	37	239/8.2
2015-16	21-17	623/29.7	78-184	.424	21-71	.296	36-41	.878	58-2.8	40-0	91	33	0	24	213/10.1
Totals	76-59	1993/26.2	224-561	.399	66-214	.308	91-104	.875	170-2.2	117-1	231	115	0	93	605/8.0

## 20 GAVIN WARE



Senior | Forward

6-9 | 260

Starkville, MS

Starkville HS

## Season Highs

Points: 28, Alabama, 2-2-16  
 FGM: 12, twice, last vs. Alabama, 2-2-16  
 FGA: 16, 4x, last vs. Alabama, 2-2-16  
 3FGM: ---  
 3FGA: ---  
 FTM: 6, NC Central, 12-31-15  
 FTA: 8, Tennessee, 1-16-16  
 Rebounds: 13, twice, last vs. Texas A&M, 1-6-16  
 Assists: 2, 6x, last vs. LSU, 2-6-16  
 Blocks: 3, 4x, last vs. Florida, 1-19-16  
 Steals: 3, twice, last vs. South Carolina, 1-26-16  
 Minutes: 35, twice, last vs. Texas Southern, 12-2-15

## Career Highs

Points: 28, Alabama, 2-2-16  
 FGM: 12, twice, last vs. Alabama, 2-2-16  
 FGA: 16, 4x, last vs. Alabama, 2-2-16  
 3FGM: ---  
 3FGA: ---  
 FTM: 8, Kentucky, 2-8-14  
 FTA: 11, MVSU, 11-19-13  
 Rebounds: 17, Auburn, 1-21-15  
 Assists: 2, 7x, last vs. LSU, 2-6-16  
 Blocks: 5, Loyola, 12-15-12  
 Steals: 3, 3x, last vs. South Carolina, 1-26-16  
 Minutes: 36, Texas A&M, 1-30-13

## 2015-16 Game-By-Game

Opponent	MIN	FG	Pct.	3FG	Pct.	FT	Pct.	O-D-R	PF	A	TO	B	S	PTS
N13 Eastern Washington	30	11-14	.786	0-0	.000	4-7	.571	6-7-13	2	0	2	3	1	26
N16 Southern University	29	5-9	.556	0-0	.000	3-4	.750	3-1-4	5	0	2	0	1	13
N19 Miami	29	10-15	.667	0-0	.000	0-0	.000	2-3-5	4	1	1	0	0	20
N20 Texas Tech	35	6-9	.667	0-0	.000	3-4	.750	2-7-9	4	1	3	2	0	15
N22 Missouri State	28	12-16	.750	0-0	.000	1-2	.500	2-1-3	3	1	0	1	1	25
N28 UT Martin	30	9-12	.750	0-0	.000	4-5	.800	4-6-10	0	2	0	3	1	22
D2 Texas Southern	35	8-11	.727	0-0	.000	3-3	1.000	5-6-11	2	2	1	3	0	19
D12 UMKC	29	4-6	.667	0-0	.000	4-5	.800	4-3-7	5	0	1	1	0	12
D16 Florida State	19	5-9	.556	0-0	.000	3-4	.750	5-3-8	3	0	0	0	0	13
D19 Tulane	24	5-7	.714	0-0	.000	2-4	.500	2-7-9	3	2	0	1	1	12
D23 Northern Colorado	24	8-10	.800	0-0	.000	3-4	.750	2-4-6	2	1	3	2	3	19
D31 North Carolina Central	25	5-7	.714	0-0	.000	6-6	1.000	1-8-9	1	1	1	0	1	16
J6 Texas A&M	33	5-9	.556	0-0	.000	5-6	.833	4-9-13	2	0	1	1	1	15
J9 Arkansas	29	5-16	.313	0-0	.000	4-4	1.000	4-1-5	0	2	2	0	1	14
J12 Kentucky	29	4-7	.571	0-0	.000	3-3	1.000	2-4-6	3	0	4	0	0	11
J16 Tennessee	28	8-16	.500	0-0	.000	5-8	.625	7-3-10	4	2	1	1	0	21
J19 Florida	15	2-3	.667	0-0	.000	1-2	.500	0-1-1	5	0	1	3	2	5
J23 Ole Miss	34	5-8	.625	0-0	.000	4-4	1.000	2-4-6	1	1	3	2	1	14
J26 South Carolina	23	1-6	.167	0-0	.000	4-6	.667	0-4-4	4	0	0	1	3	6
J30 Missouri	-DNP-													
F2 Alabama	29	12-16	.750	0-0	.000	4-7	.571	5-1-6	4	1	2	0	2	28
F6 LSU	34	5-10	.500	0-0	.000	4-6	.667	2-3-5	2	2	2	1	0	14
F9 Arkansas														
F13 Georgia														
F16 Vanderbilt														
F20 Alabama														
F24 Texas A&M														
F27 South Carolina														
M2 Ole Miss														
M5 Auburn														
M9 SEC Tournament														

## Ware's Notes . . .

✓ Had 25 points against Missouri State, becoming the 35th player in school history to have 1,000 for a career

✓ His 11 rebounds vs. Texas Southern made him the 12th MSU player in school history to reach 700 for a career.

✓ Had 15 points and tied a season high with 13 rebounds vs. Texas A&M, earning his fourth double-double of the year and 16th of his career.

✓ Earned his fifth double-double of the year and 17th of his career with 21 points and 10 rebounds vs. Tennessee.

✓ Earned a career-high 28 points and tied a career high with 12-of-16 shooting against Alabama.

✓ With 5 rebounds at LSU, became he seventh player in MSU history to have 1,000 points and 800 rebounds.

✓ Currently eighth on MSU's all-time rebounding list with 804.

✓ Has 1,241 points for his career, passing Erick Dampier for 21st on MSU's all-time scoring list.

✓ Scored in double digits in the first 16 games of the year, the longest streak to start a season since Tony Watts scored double digits in all 28 games of the 1992-93 season.

✓ Scored 20-plus points in six games this season.

## CAREER STATS FOR GAVIN WARE

Year	GP-GS	Min/Avg	FG-FGA	Pct	3FM-3GA	Pct	FT-FTA	Pct	Rebs	PF-D	Ast	TO	Blk	Stl	Pts/Avg
2012-13	32-27	824/25.8	110-203	.542	0-0	.000	50-89	.562	206-6.4	65-2	9	40	24	15	270/8.4
2013-14	33-33	858/26.0	129-222	.581	0-0	.000	72-111	.649	236-7.2	82-1	7	45	12	28	330/10.0
2014-15	30-25	803/26.8	110-220	.500	0-0	.000	81-109	.743	212-7.1	70-2	9	45	32	11	301/10.0
2015-16	21-19	591/28.1	135-216	.625	0-0	.000	70-94	.745	150-7.1	59-3	19	30	25	19	340/16.2
TOTALS	116-104	3076/26.5	484-861	.562	0-0	.000	273-403	.677	804-6.9	276-8	44	160	93	73	1241/10.7



# 21 REGGIE PATTERSON



Junior | Guard

6-4 | 168

Baldwyn, MS

Northeast Mississippi CC

## Season Highs

Points: 3, Northern Colorado, 12-23-15  
 FGM: 1, Northern Colorado, 12-23-15  
 FGA: 2, Northern Colorado, 12-23-15  
 3FGM: ---  
 3FGA: 1, Florida State, 12-16-15  
 FTM: 1, Northern Colorado, 12-23-15  
 FTA: 1, Northern Colorado, 12-23-15  
 Rebounds: ---  
 Assists: ---  
 Blocks: ---  
 Steals: ---  
 Minutes: 3, Florida State, 12-16-15

## Patterson's Notes . . .

- ✓ Made MSU debut vs. EWU.
- ✓ Scored a career-high 3 points against Northern Colorado.

## 2015-16 Game-By-Game

Opponent	MIN	FG	Pct.	3FG	Pct.	FT	Pct.	O-D-R	PF	A	TO	B	S	PTS
N13 Eastern Washington	1	0-0	.000	0-0	.000	0-0	.000	0-0-0	1	0	0	0	0	0
N16 Southern University	-DNP-													
N19 Miami	-DNP-													
N20 Texas Tech	-DNP-													
N22 Missouri State	-DNP-													
N28 UT Martin	1	0-1	.000	0-0	.000	0-0	.000	0-0-0	0	0	0	0	0	0
D2 Texas Southern	-DNP-													
D12 UMKC	-DNP-													
D16 Florida State	3	0-1	.000	0-1	.000	0-0	.000	0-0-0	1	0	0	0	0	0
D19 Tulane	-DNP-													
D23 Northern Colorado	2	1-2	.500	0-0	.000	1-1	1.000	0-0-0	1	0	1	0	0	3
D31 North Carolina Central	2	0-0	.000	0-0	.000	0-0	.000	0-0-0	1	0	0	0	0	0
J6 Texas A&M	-DNP-													
J9 Arkansas	-DNP-													
J12 Kentucky	-DNP-													
J16 Tennessee	-DNP-													
J19 Florida	-DNP-													
J23 Ole Miss	-DNP-													
J26 South Carolina	-DNP-													
J30 Missouri	-DNP-													
F2 Alabama	-DNP-													
F6 LSU	2	0-0	.000	0-0	.000	0-0	.000	0-0-0	0	0	0	0	0	0
F9 Arkansas														
F13 Georgia														
F16 Vanderbilt														
F20 Alabama														
F24 Texas A&M														
F27 South Carolina														
M2 Ole Miss														
M5 Auburn														
M9 SEC Tournament														

## CAREER STATS FOR REGGIE PATTERSON

Year	GP-GS	Min/Avg	FG-FGA	Pct	3FM-3GA	Pct	FT-FTA	Pct	Rebs	PF-D	Asst	TO	Blk	Stl	Pts/Avg
2015-16	6-0	11/1.8	1-4	.250	0-1	.000	1-1	1.000	0-0.0	4-0	0	1	0	0	3/0.5

## 23 TRAVIS DANIELS



Senior | Guard

6-7 | 225

Tuscaloosa, AL

Shelton State CC

## Season Highs

**Points:** 18, Texas Southern, 12-2-15  
**FGM:** 7, Eastern Washington, 11-13-15  
**FGA:** 12, UT Martin, 11-28-15  
**3FGM:** 3, Southern, 11-16-15  
**3FGA:** 5, UMKC, 12-12-15  
**FTM:** 4, twice, last vs. Northern Colorado, 12-23-15  
**FTA:** 4, 4x, last vs. Missouri, 1-30-16  
**Rebounds:** 10, Southern, 11-16-15  
**Assists:** 3, twice, last vs. Texas Southern, 12-2-15  
**Blocks:** 2, twice, last vs. Missouri, 1-30-16  
**Steals:** 1, 6x, last vs. LSU, 2-6-16  
**Minutes:** 34, Texas Tech, 11-20-15

## Career Highs

**Points:** 21, St. Louis, 11-28-14  
**FGM:** 8, St. Louis, 11-28-14  
**FGA:** 16, Texas A&M, 1-13-15  
**3FGM:** 4, 4x, last vs. Texas A&M, 1-13-15  
**3FGA:** 8, Texas A&M, 1-13-15  
**FTM:** 5, 4x, last vs. Ole Miss, 2-19-15  
**FTA:** 7, twice, last vs. Tulane, 12-6-14  
**Rebounds:** 10, Southern, 11-16-15  
**Assists:** 3, 3x, last vs. Texas Southern, 12-2-15  
**Blocks:** 2, twice, last vs. Missouri, 1-30-16  
**Steals:** 2, twice, last vs. Florida State, 1-2-15  
**Minutes:** 35, Texas A&M, 1-13-15

## 2015-16 Game-By-Game

Opponent	MIN	FG	Pct.	3FG	Pct.	FT	Pct.	O-D-R	PF	A	TO	B	S	PTS
N13 Eastern Washington	21	7-9	.778	1-3	.333	1-1	1.000	0-0-0	2	1	0	0	0	16
N16 Southern University	33	3-3	1.000	3-3	1.000	0-0	.000	4-6-10	2	1	1	0	0	9
N19 Miami	25	2-6	.333	1-2	.500	0-0	.000	1-2-3	3	2	2	2	0	5
N20 Texas Tech	34	2-3	.667	1-1	1.000	1-4	.250	4-2-6	1	1	1	1	0	6
N22 Missouri State	32	3-7	.429	1-3	.333	2-3	.667	4-4-8	2	3	1	1	0	9
N28 UT Martin	29	4-12	.333	0-4	.000	0-0	.000	6-1-7	3	1	3	1	0	8
D2 Texas Southern	32	6-11	.545	2-2	1.000	4-4	1.000	1-3-4	3	3	1	1	0	18
D12 UMKC	28	1-9	.111	0-5	.000	0-0	.000	5-2-7	2	2	1	0	0	2
D16 Florida State	-DNP-													
D19 Tulane	18	2-5	.400	1-2	.500	0-0	.000	0-3-3	1	0	1	0	0	5
D23 Northern Colorado	18	1-1	1.000	0-0	.000	4-4	1.000	2-2-4	3	0	1	1	1	6
D31 North Carolina Central	19	2-4	.500	0-1	.000	0-0	.000	0-3-3	1	0	0	0	1	4
J6 Texas A&M	27	1-1	1.000	0-0	.000	0-0	.000	2-4-6	1	0	3	1	1	2
J9 Arkansas	25	2-5	.400	0-2	.000	0-0	.000	2-0-2	3	1	1	0	0	4
J12 Kentucky	24	1-3	.333	1-1	1.000	0-0	.000	0-1-1	2	0	2	0	0	3
J16 Tennessee	5	1-1	1.000	0-0	.000	0-0	.000	0-0-0	2	0	1	0	0	2
J19 Florida	6	0-1	.000	0-0	.000	0-0	.000	0-0-0	2	1	0	0	0	0
J23 Ole Miss	-DNP-													
J26 South Carolina	13	0-0	.000	0-0	.000	1-2	.500	3-1-4	3	1	2	1	1	1
J30 Missouri	33	4-6	.667	2-4	.500	3-4	.750	1-1-2	1	0	1	2	1	13
F2 Alabama	23	5-9	.556	1-4	.250	0-0	.000	2-5-7	3	0	3	1	0	11
F6 LSU	17	3-4	.750	1-1	1.000	0-0	.000	3-1-4	3	1	0	0	1	7
F9 Arkansas														
F13 Georgia														
F16 Vanderbilt														
F20 Alabama														
F24 Texas A&M														
F27 South Carolina														
M2 Ole Miss														
M5 Auburn														
M9 SEC Tournament														

## Daniels' Notes . . .

- ✓ 16 points vs. EWU.
- ✓ Had 9 points and a career-high 10 rebounds vs. Southern
- ✓ Earned 5 points and a career-high 2 blocks vs. Miami.
- ✓ Played a season-high 34 minutes with 6 points and 6 rebounds against Texas Tech.
- ✓ 9 points, 8 rebounds and 3 assists (tied career high) vs. Missouri State.
- ✓ 8 points, 7 rebounds vs. UT Martin. Career-high 6 offensive rebounds.
- ✓ Earned a season-high 18 points and tied a career high with 3 assists against Texas Southern.
- ✓ Returned from missing one game due to concussion to score 5 points and tally 3 rebounds in MSU's win against Tulane.
- ✓ Scored 13 points on 4-of-6 shooting and tied a career high with 2 blocks at Missouri.

## CAREER STATS FOR TRAVIS DANIELS

Year	GP-GS	Min/Avg	FG-FGA	Pct	3FM-3GA	Pct	FT-FTA	Pct	Rebs	PF-D	Asst	TO	Blk	Stl	Pts/Avg
2014-15	32-26	632/19.8	70-176	.398	24-83	.289	30-45	.667	124-3.9	52-0	18	49	5	14	194/6.1
2015-16	20-17	462/23.1	50-100	.500	15-38	.395	16-22	.727	81-4.1	43-0	18	25	12	6	131/6.6
TOTALS	52-43	1094/21.0	120-276	.435	39-121	.322	46-67	.687	205-3.9	95-0	36	74	17	20	325/6.3

# 24 JETT JOBE



**Freshman | Guard**

**6-4 | 181**

**Tuttle, OK**

**Tuttle HS**

## Season Highs

**Points:** 1, Eastern Washington, 11-13-15  
**FGM:** ---  
**FGA:** 1, Eastern Washington, 11-13-15  
**3FGM:** ---  
**3FGA:** ---  
**FTM:** ---  
**FTA:** ---  
**Rebounds:** 1, twice, last vs. Northern Colorado, 12-23-15  
**Assists:** 1, Northern Colorado, 12-23-15  
**Blocks:** ---  
**Steals:** ---  
**Minutes:** 4, NC Central, 12-31-15

## Jobe's Notes . . .

- ✓ Made MSU debut vs. EWU.
- ✓ Earned his first-career rebound vs. Miami.

## 2015-16 Game-By-Game

Opponent	MIN	FG	Pct.	3FG	Pct.	FT	Pct.	O-D-R	PF	A	TO	B	S	PTS
N13 Eastern Washington	1	0-1	.000	0-0	.000	0-0	.000	0-0-0	0	0	0	0	0	0
N16 Southern University	-DNP-													
N19 Miami	2	0-0	.000	0-0	.000	0-0	.000	0-1-1	0	0	0	0	0	0
N20 Texas Tech	-DNP-													
N22 Missouri State	-DNP-													
N28 UT Martin	2	0-0	.000	0-0	.000	0-0	.000	0-0-0	0	0	0	0	0	0
D2 Texas Southern	-DNP-													
D12 UMKC	-DNP-													
D16 Florida State	-DNP-													
D19 Tulane	-DNP-													
D23 Northern Colorado	2	0-0	.000	0-0	.000	0-0	.000	0-1-1	0	1	0	0	0	0
D31 North Carolina Central	4	0-0	.000	0-0	.000	0-0	.000	0-0-0	1	0	0	0	0	0
J6 Texas A&M	-DNP-													
J9 Arkansas	-DNP-													
J12 Kentucky	-DNP-													
J16 Tennessee	-DNP-													
J19 Florida	-DNP-													
J23 Ole Miss	-DNP-													
J26 South Carolina	-DNP-													
J30 Missouri	-DNP-													
F2 Alabama	-DNP-													
F6 LSU	-DNP-													
F9 Arkansas														
F13 Georgia														
F16 Vanderbilt														
F20 Alabama														
F24 Texas A&M														
F27 South Carolina														
M2 Ole Miss														
M5 Auburn														
M9 SEC Tournament														

## CAREER STATS FOR JETT JOBE

Year	GP-GS	Min/Avg	FG-FGA	Pct	3FM-3GA	Pct	FT-FTA	Pct	Rebs	PF-D	Ast	TO	Blk	Stl	Pts/Avg
2015-16	5-0	11/2.2	0-1	.000	0-0	.000	0-0	.000	2-0.4	1-0	1	0	0	0	0/0.0



## 32 CRAIG SWORD



Senior | Guard

6-3 | 197

Montgomery, AL

G.W. Carver HS

## Season Highs

Points: 21, Arkansas, 1-9-16  
 FGM: 9, Kentucky, 1-12-16  
 FGA: 16, Florida, 1-19-16  
 3FGM: 2, 3x, last vs. Arkansas, 1-9-16  
 3FGA: 8, Southern, 11-16-15  
 FTM: 7, Miami, 11-19-15  
 FTA: 9, twice, last vs. Tulane, 12-19-15  
 Rebounds: 8, twice, last vs. Ole Miss, 1-23-16  
 Assists: 6, twice, last vs. Alabama, 2-2-16  
 Blocks: 4, twice, last vs. South Carolina, 1-26-16  
 Steals: 3, 3x, last vs. Florida, 1-19-16  
 Minutes: 36, Alabama, 2-2-16

## Career Highs

Points: 33, LSU, 2-19-14  
 FGM: 11, LSU, 2-19-14  
 FGA: 17, twice, last vs. Tennessee, 3-14-13  
 3FGM: 5, Ole Miss, 1-28-15  
 3FGA: 8, Southern, 11-16-15  
 FTM: 15, Ole Miss, 1-11-14  
 FTA: 18, Ole Miss, 1-11-14  
 RBs: 8, 6x, last vs. last vs. Ole Miss, 1-23-16  
 Assists: 9, Ole Miss, 3-2-13  
 Blocks: 4, twice, last vs. South Carolina, 1-26-16  
 Steals: 7, Ole Miss, 1-11-14  
 Minutes: 39, Texas A&M, 1-18-14

## 2015-16 Game-By-Game

Opponent	MIN	FG	Pct.	3FG	Pct.	FT	Pct.	O-D-R	PF	A	TO	B	S	PTS
N13 Eastern Washington	25	3-8	.375	1-4	.250	2-3	.667	0-4-4	3	3	3	2	2	9
N16 Southern University	24	4-11	.364	2-8	.250	6-6	1.000	2-1-3	5	2	7	1	0	16
N19 Miami	28	6-12	.500	1-2	.500	7-9	.778	2-1-3	3	4	1	1	1	20
N20 Texas Tech	28	3-10	.300	0-4	.000	0-0	.000	2-1-3	4	1	2	3	0	6
N22 Missouri State	30	5-6	.833	1-2	.500	1-1	1.000	1-0-1	2	1	2	0	2	12
N28 UT Martin	24	3-8	.375	0-2	.000	2-3	.667	1-1-2	2	4	3	0	1	8
D2 Texas Southern	25	7-12	.583	2-5	.400	0-0	.000	1-1-2	5	2	2	4	2	16
D12 UMKC	32	3-7	.429	1-4	.250	5-8	.625	2-1-3	5	5	4	2	3	12
D16 Florida State	28	7-13	.538	0-1	.000	6-8	.750	1-2-3	1	2	2	0	1	20
D19 Tulane	34	4-14	.286	0-2	.000	6-9	.667	1-4-5	0	1	2	0	1	14
D23 Northern Colorado	24	1-4	.250	0-1	.000	2-5	.400	0-3-3	4	4	1	1	3	4
D31 North Carolina Central	25	4-7	.571	0-2	.000	0-2	.000	1-3-4	1	3	4	2	1	8
J6 Texas A&M	25	2-8	.250	0-4	.000	3-4	.750	0-2-2	3	3	5	1	2	7
J9 Arkansas	32	7-9	.778	2-3	.667	5-8	.625	3-5-8	4	0	6	0	1	21
J12 Kentucky	31	9-13	.692	0-0	.000	2-3	.667	0-2-2	5	1	5	0	1	20
J16 Tennessee	25	2-8	.250	0-3	.000	4-5	.800	1-2-3	4	6	2	1	2	8
J19 Florida	28	7-16	.438	0-3	.000	3-5	.600	1-5-6	4	4	4	0	3	17
J23 Ole Miss	34	4-7	.571	0-2	.000	2-2	1.000	3-5-8	4	5	5	2	0	10
J26 South Carolina	34	3-11	.273	0-2	.000	4-7	.571	1-4-5	5	2	2	4	0	10
J30 Missouri	30	6-11	.545	0-1	.000	3-6	.500	2-3-5	2	5	2	0	1	15
F2 Alabama	36	4-10	.400	0-2	.000	2-3	.667	1-6-7	5	6	3	0	2	10
F6 LSU	32	5-11	.455	2-4	.500	0-0	.000	0-3-3	3	2	2	1	1	12
F9 Arkansas														
F13 Georgia														
F16 Vanderbilt														
F20 Alabama														
F24 Texas A&M														
F27 South Carolina														
M2 Ole Miss														
M5 Auburn														
M9 SEC Tournament														

## Sword's Notes . . .

✓ Preseason second-team All-SEC selection by the league coaches.

✓ Had 20 points, 4 assists and 3 rebounds vs. Miami

✓ Tallied 12 points vs. Missouri State, moving him into 26th place on MSU's career scoring chart.

✓ Tallied 16 points and earned a career-high 4 blocks against Texas Southern.

✓ In his 100th-career game with MSU, had 12 points, 5 assists, 3 steals and 2 blocks at UMKC.

✓ Tallied a season-high 21 points and tied a career high with 8 rebounds at Arkansas.

✓ With 20 points at Kentucky (on season-high 9 FGM), has consecutive 20-plus point games for first time this season.

✓ Tied a season high with 3 steals and added 17 points and 6 rebounds at Florida.

✓ Scored 10 points at South Carolina and tied a career high with 4 blocks.

✓ Currently has 1,364 points for his career, placing him at No. 16 on MSU's all-time scoring list.

✓ Stands fourth on MSU's all-time steals list with 174, 19 behind Dee Bost for third place.

## CAREER STATS FOR CRAIG SWORD

Year	GP-GS	Min/Avg	FG-FGA	Pct	3FM-3GA	Pct	FT-FTA	Pct	Rebs	PF-D	Ass	TO	Blk	Stl	Pts/Avg
2012-13	32-30	854/26.7	120-296	.405	13-67	.194	82-148	.554	92-2.9	92-8	75	127	14	55	335/10.5
2013-14	32-32	900/28.1	157-324	.485	12-44	.273	111-179	.620	120-3.8	93-4	88	96	15	60	437/13.7
2014-15	28-22	695/24.8	97-215	.451	27-75	.360	96-137	.701	79-3.2	70-2	48	71	11	29	317/11.3
2015-16	22-22	634/28.8	99-216	.458	12-61	.197	65-97	.670	85-3.9	74-6	66	69	25	30	275/12.5
TOTALS	114-106	3083/27.0	473-1051	.450	64-247	.259	354-561	.631	376-3.3	329-20	277	363	65	174	1364/12.0

## 35 ARIC HOLMAN



Freshman | Forward

6-10 | 212

Owensboro, KY

Owensboro HS

## Season Highs

**Points:** 6, LSU, 2-6-16  
**FGM:** 3, LSU, 2-6-16  
**FGA:** 7, Missouri, 1-30-16  
**3FGM:** 1, South Carolina, 1-26-16  
**3FGA:** 2, twice, last vs. Missouri, 1-30-16  
**FTM:** ---  
**FTA:** 1, Florida, 1-19-16  
**Rebounds:** 5, Florida, 1-19-16  
**Assists:** 2, NC Central, 12-31-15  
**Blocks:** 2, vs. South Carolina, 1-26-16  
**Steals:** 1, twice, last vs. Alabama, 2-2-16  
**Minutes:** 16, Missouri, 1-30-16

## Holman's Notes . . .

- ✓ Missed all of preseason with a knee injury.
- ✓ Made his collegiate debut against Northern Colorado, scoring 2 points and pulling down 2 rebounds in 11 minutes.
- ✓ Scored 2 points and set career highs with 2 assists and a block against NC Central.
- ✓ Earned career highs in minutes played (15), rebounds (5) and earned his first-career steal while scoring 2 points at Florida.
- ✓ Scored 3 points and set a career high with 2 blocks at South Carolina, hitting his first-career three-pointer.
- ✓ Tallied a career-high 6 points on 3-of-6 shooting from the field at LSU.

## 2015-16 Game-By-Game

Opponent	MIN	FG	Pct.	3FG	Pct.	FT	Pct.	O-D-R	PF	A	TO	B	S	PTS
N13 Eastern Washington	-DNP-													
N16 Southern University	-DNP-													
N19 Miami	-DNP-													
N20 Texas Tech	-DNP-													
N22 Missouri State	-DNP-													
N28 UT Martin	-DNP-													
D2 Texas Southern	-DNP-													
D12 UMKC	-DNP-													
D16 Florida State	-DNP-													
D19 Tulane	-DNP-													
D23 Northern Colorado	11	1-3	.333	0-1	.000	0-0	.000	0-2-2	2	0	1	0	0	2
D31 North Carolina Central	13	1-2	.500	0-0	.000	0-0	.000	0-2-2	2	2	1	1	0	2
J6 Texas A&M	2	0-1	.000	0-1	.000	0-0	.000	0-0-0	0	0	0	1	0	0
J9 Arkansas	5	0-0	.000	0-0	.000	0-0	.000	0-2-2	0	0	1	1	0	0
J12 Kentucky	1	0-0	.000	0-0	.000	0-0	.000	0-0-0	1	0	1	0	0	0
J16 Tennessee	5	0-0	.000	0-0	.000	0-0	.000	0-0-0	0	0	1	0	0	0
J19 Florida	15	1-3	.333	0-2	.000	0-1	.000	1-4-5	5	0	1	0	1	2
J23 Ole Miss	4	0-0	.000	0-0	.000	0-0	.000	0-2-2	0	1	0	0	0	0
J26 South Carolina	10	1-2	.500	1-1	1.000	0-0	.000	1-1-2	4	0	0	2	0	3
J30 Missouri	16	1-7	.143	0-2	.000	0-0	.000	0-3-3	5	1	0	1	0	2
F2 Alabama	12	1-2	.500	0-1	.000	0-0	.000	0-1-1	1	0	1	0	1	2
F6 LSU	13	3-6	.500	0-1	.000	0-0	.000	1-1-2	3	0	0	0	0	6
F9 Arkansas														
F13 Georgia														
F16 Vanderbilt														
F20 Alabama														
F24 Texas A&M														
F27 South Carolina														
M2 Ole Miss														
M5 Auburn														
M9 SEC Tournament														

## CAREER STATS FOR ARIC HOLMAN

Year	GP-GS	Min/Avg	FG-FGA	Pct	3FM-3GA	Pct	FT-FTA	Pct	Rebs	PF-D	Ast	TO	Blk	Stl	Pts/Avg
2015-16	12-2	107/8.9	9-26	.346	1-9	.111	0-1	.000	21-1.8	23-2	4	7	6	2	19/1.6

## Exhibition 1 — Nov. 6, 2015

Mississippi State 95  
Fort Valley State 56

Humphrey Coliseum • Starkville, MS

## Fort Valley State

Player	FG	3FG	FT	RB	PF	PT	A	Min
Bell f	1-3	0-0	3-5	2	1	5	1	22
Wilson c	3-15	0-3	3-4	4	2	9	0	28
Thomas g	0-0	0-0	0-0	1	2	0	0	11
Bryant g	1-4	1-1	0-0	0	0	3	0	11
Franklin g	3-7	1-1	2-3	1	1	9	1	16
Hansberry	2-4	0-1	0-0	0	3	4	0	16
Edwards	5-7	0-0	0-3	0	1	10	0	13
Fluellen	0-2	0-2	0-1	5	1	0	1	16
McMillan	2-4	0-1	1-2	2	2	5	0	12
Broner	0-1	0-0	1-2	3	0	1	1	12
Duke	2-6	1-4	1-2	3	3	6	0	20
Warren	2-4	0-0	0-2	6	1	4	0	12
Mobley	0-3	0-3	0-0	2	0	0	0	11
<b>TOTALS</b>	<b>21-60</b>	<b>3-16</b>	<b>11-24</b>	<b>31</b>	<b>17</b>	<b>56</b>	<b>4</b>	<b>200</b>

## Mississippi State

Player	FG	3FG	FT	RB	PF	PT	A	Min
Ware f	6-6	0-0	0-0	6	3	12	0	17
Daniels f	2-2	0-0	0-0	1	5	4	0	11
Thomas g	4-9	2-7	1-1	3	0	11	2	29
Ready g	7-14	3-5	0-0	4	2	17	9	23
Sword g	5-10	1-3	3-5	10	2	14	4	31
Houston	1-3	0-0	3-4	5	1	5	1	14
Zuppardo	5-6	1-2	1-1	10	4	12	2	25
Holmes	0-1	0-1	0-0	0	0	0	1	3
W'spoon	5-11	3-5	2-3	1	2	15	6	19
Patterson	0-0	0-0	0-0	2	0	0	0	3
Ndoye	2-5	0-0	1-2	4	4	5	1	21
Jobe	0-2	0-2	0-0	0	0	0	0	4
<b>TOTALS</b>	<b>37-69</b>	<b>10-25</b>	<b>11-16</b>	<b>51</b>	<b>23</b>	<b>95</b>	<b>26</b>	<b>200</b>

Halftime: MSU 47, FVSU 27. FG%: MSU 53.6%, FVSU 35.0. 3FG%: MSU 40.0%, FVSU 18.8%. FT%: MSU 68.8%, FVSU 45.8%. Turnovers: MSU 17 (Sword 4), FVSU 18 (Franklin 4). Blocked Shots: MSU 2 (Thomas), FVSU 1 (Fluellen). Steals: MSU 11 (Ready 4), FVSU 6 (Franklin 2). Officials: Tony Greene, Marc Ellard, Todd Austin. Attendance: 3,300.

## Game 1 — Nov. 13, 2015

Mississippi State 106  
Eastern Washington 88

Humphrey Coliseum • Starkville, MS

## Eastern Washington

Player	FG	3FG	FT	RB	PF	PT	A	Min
Bliznyuk f	7-14	1-2	6-7	2	4	21	1	30
Von Hofe f	7-13	5-10	2-3	2	1	21	0	37
Jois f	5-7	0-0	2-5	7	3	12	0	30
Washington g	5-7	0-1	1-2	2	4	11	1	22
McBroom g	6-15	0-4	3-3	2	0	15	5	36
Gibson	0-5	0-4	0-0	3	4	0	1	17
Henderson	0-0	0-0	0-0	0	0	0	0	2
Ferris	0-0	0-0	2-2	1	0	2	0	4
Benzel	0-1	0-1	0-0	0	0	0	0	2
Nuno	1-1	0-0	0-0	1	1	2	0	5
Reid	1-1	0-0	0-0	2	2	2	0	7
Hunt	1-1	0-0	0-0	0	1	2	1	8
<b>TOTALS</b>	<b>33-65</b>	<b>6-22</b>	<b>16-22</b>	<b>25</b>	<b>20</b>	<b>88</b>	<b>9</b>	<b>200</b>

## Mississippi State

Player	FG	3FG	FT	RB	PF	PT	A	Min
Ware f	11-14	0-0	4-7	13	2	26	0	30
Daniels f	7-9	1-3	1-1	0	2	16	1	21
Thomas g	3-6	0-2	4-4	5	0	10	1	35
Ready g	8-16	1-5	8-9	2	2	25	6	35
Sword g	3-8	1-4	2-3	4	3	9	3	25
Houston	1-1	0-0	0-0	0	0	2	0	6
Zuppardo	3-3	0-0	0-0	8	3	6	1	15
Holmes	0-0	0-0	0-0	0	0	0	0	1
W'spoon	5-8	2-3	0-0	2	4	12	1	23
Patterson	0-0	0-0	0-0	0	1	0	0	1
Ndoye	0-0	0-0	0-0	2	4	0	1	7
Jobe	0-1	0-0	0-0	0	0	0	0	1
<b>TOTALS</b>	<b>41-66</b>	<b>5-17</b>	<b>19-24</b>	<b>40</b>	<b>21</b>	<b>106</b>	<b>13</b>	<b>200</b>

Halftime: EWU 51, MSU 48. FG%: MSU 62.1%, EWU 50.8. 3FG%: MSU 29.4%, EWU 27.3%. FT%: MSU 79.2%, EWU 72.7%. Turnovers: MSU 13 (Ready 5), EWU 11 (Jois 3). Blocked Shots: MSU 7 (Ware 3), EWU 0. Steals: MSU 4 (Sword 2), EWU 8 (Bliznyuk 3). Officials: Pat Adams, Antinio Petty, Brent Hampton. Attendance: 9,931.

## Game 2 — Nov. 16, 2015

Southern 76  
Mississippi State 72

Humphrey Coliseum • Starkville, MS

## Southern

Player	FG	3FG	FT	RB	PF	PT	A	Min
Sam f	4-6	0-0	2-4	8	3	10	2	30
Allen f	3-3	0-0	0-0	2	5	6	0	9
Hyder g	1-7	0-0	1-2	4	1	3	4	36
Rodgers g	6-15	4-6	0-2	5	1	16	0	35
Banks g	5-14	1-5	7-10	2	5	18	4	35
Thomas	3-5	0-0	0-0	2	2	6	0	15
Prudhomme	3-7	1-3	2-2	3	1	9	0	25
Nunn	4-5	0-0	0-0	4	2	8	0	15
<b>TOTALS</b>	<b>29-62</b>	<b>6-14</b>	<b>12-20</b>	<b>34</b>	<b>20</b>	<b>76</b>	<b>10</b>	<b>200</b>

## Mississippi State

Player	FG	3FG	FT	RB	PF	PT	A	Min
Ware f	5-9	0-0	3-4	4	5	13	0	29
Daniels f	3-3	3-3	0-0	10	2	9	1	33
Thomas g	3-6	3-6	0-0	7	1	9	1	32
Ready g	3-13	1-5	2-2	3	0	9	5	32
Sword g	4-11	2-8	6-6	3	5	16	2	24
Zuppardo	2-6	1-3	1-2	5	1	6	0	9
W'spoon	1-4	0-1	2-3	3	2	4	0	17
Newman	2-8	1-5	1-6	2	0	6	3	17
Ndoye	0-0	0-0	0-0	2	3	0	0	7
<b>TOTALS</b>	<b>23-60</b>	<b>11-31</b>	<b>15-23</b>	<b>44</b>	<b>19</b>	<b>72</b>	<b>12</b>	<b>200</b>

Halftime: SU 45, MSU 40. FG%: MSU 38.3%, SU 46.8. 3FG%: MSU 35.5%, SU 42.9%. FT%: MSU 65.2%, SU 60.0%. Turnovers: MSU 19 (Sword 7), SU 8 (Hyder, Prudhomme 2). Blocked Shots: MSU 2 (Sword, Zuppardo), SU 7 (Nunn 5). Steals: MSU 4 (Ware, Thomas, Ready, Weatherspoon), SU 10 (Prudhomme 4). Officials: Olandis Poole, Joe DeRosa, John Hampton. Attendance: 5,895.

## Game 3 — Nov. 19, 2015

Miami 105  
Mississippi State 79

Coliseo Roberto Clemente • Puerto Rico

## Miami

Player	FG	3FG	FT	RB	PF	PT	A	Min
Uceda f	4-6	2-3	0-0	6	3	10	0	22
Jekiri c	3-5	0-0	2-2	10	3	8	2	18
Reed g	1-2	1-1	5-5	3	4	8	1	18
McCellan g	5-10	2-3	6-6	0	1	18	4	32
Rodriguez g	4-6	2-3	1-2	3	3	11	5	24
Newton	5-10	0-2	5-8	2	2	15	5	24
Lawrence	3-7	0-2	4-6	4	3	10	2	22
Palmer	6-9	2-3	0-2	2	0	14	1	21
Izundu	3-5	0-0	5-7	7	0	11	0	15
Robinson	0-0	0-0	0-0	0	1	0	0	2
Stowell	0-0	0-0	0-0	0	0	0	0	2
<b>TOTALS</b>	<b>34-60</b>	<b>9-17</b>	<b>28-38</b>	<b>41</b>	<b>20</b>	<b>105</b>	<b>20</b>	<b>200</b>

## Mississippi State

Player	FG	3FG	FT	RB	PF	PT	A	Min
Ware f	10-15	0-0	0-0	5	4	20	1	29
Thomas g	0-5	0-4	0-0	4	3	0	0	27
Ready g	3-8	1-3	2-4	1	3	9	4	26
Daniels f	2-6	1-2	0-0	3	3	5	2	25
Sword g	6-12	1-2	7-9	3	3	20	4	28
Zuppardo	2-3	2-2	0-0	1	4	6	0	9
W'spoon	2-6	0-1	0-0	3	4	4	2	16
Newman	5-10	4-8	1-2	3	3	15	1	27
Ndoye	0-1	0-0	0-0	2	2	0	0	11
Jobe	0-0	0-0	0-0	1	3	0	0	2
<b>TOTALS</b>	<b>30-66</b>	<b>9-22</b>	<b>10-15</b>	<b>27</b>	<b>29</b>	<b>79</b>	<b>14</b>	<b>200</b>

Halftime: UM 59, MSU 35. FG%: MSU 45.5%, UM 56.7. 3FG%: MSU 40.9%, UM 52.9%. FT%: MSU 66.7%, UM 73.7%. Turnovers: MSU 13 (Ready 5), UM 11 (Jekiri 2). Blocked Shots: MSU 5 (Daniels 2), UM 1 (Jekiri). Steals: MSU 3 (Sword, Ready, Weatherspoon), UM 7 (McClellan, Newton, Lawrence 2). Officials: Antinio Petty, Joe DeRosa, Kipp Kissinger. Attendance: 1,947.

## Game 4 — Nov. 20, 2015

Texas Tech 74  
Mississippi State 72

Coliseo Roberto Clemente • Puerto Rico

## Mississippi State

Player	FG	3FG	FT	RB	PF	PT	A	Min
Ware f	6-9	0-0	3-4	9	4	15	1	35
Newman g	6-17	2-9	3-3	6	4	17	4	31
Ready g	4-9	3-6	0-0	6	3	11	3	33
Daniels f	2-3	1-1	1-4	6	1	6	1	34
Sword g	3-10	0-4	0-0	3	4	6	1	28
Thomas	1-4	0-2	0-0	0	0	2	1	9
Zuppardo	2-3	1-1	0-0	1	2	5	0	12
W'spoon	3-6	1-4	3-3	5	2	10	0	18
<b>TOTALS</b>	<b>27-61</b>	<b>8-27</b>	<b>10-14</b>	<b>37</b>	<b>20</b>	<b>72</b>	<b>11</b>	<b>200</b>

## Texas Tech

Player	FG	3FG	FT	RB	PF	PT	A	Min
Smith f	4-6	0-0	4-4	5	1	12	0	27
Odias c	2-7	0-0	0-1	10	3	4	1	26
Williams g	6-18	1-9	2-2	3	2	15	3	31
Evans g	4-7	2-3	3-6	3	2	13	1	25
Gotcher g	4-9	1-3	2-2	3	3	11	3	31
Manderson	1-3	0-0	2-2	1	0	4	0	10
Thomas	2-3	0-0	0-0	1	1	4	1	15
Williamson	1-2	0-1	0-0	1	0	2	1	9
Ross	0-2	0-1	5-6	2	2	5	0	17
Jackson	2-3	0-1	0-0	2	1	4	0	9
<b>TOTALS</b>	<b>26-60</b>	<b>4-18</b>	<b>18-23</b>	<b>36</b>	<b>15</b>	<b>74</b>	<b>10</b>	<b>200</b>

Halftime: TT 41, MSU 32. FG%: MSU 44.3%, TT 43.3. 3FG%: MSU 29.6%, TT 22.2%. FT%: MSU 71.4%, TT 78.3%. Turnovers: MSU 14 (Ware, Newman 3), TT 11 (Evans 3). Blocked Shots: MSU 7 (Sword 3), TT 3 (Smith 2). Steals: MSU 3 (Ready 2), TT 7 (Williams 3). Officials: Lee Cassell, Jeb Hartness, Chris Beaver. Attendance: 2,001.

## Game 5 — Nov. 22, 2015

Mississippi State 84  
Missouri State 70

Coliseo Roberto Clemente • Puerto Rico

## Missouri State

Player	FG	3FG	FT	RB	PF	PT	A	Min
Church	f 3-3	0-0	0-0	4	2	6	0	21
Martin	g 0-3	0-0	2-2	3	3	2	0	10
Miller	g 3-13	3-6	0-0	1	1	9	5	34
Williams	f 4-11	0-2	4-6	5	2	12	4	35
Kendrix	g 6-7	2-3	3-4	3	3	17	1	27
Ruder	0-4	0-4	0-0	0	0	0	0	19
Gerring	0-1	0-2	2-2	3	3	4	0	17
Dixon	30-2	0-0	1-2	1	0	1	0	6
Kreklow	0-0	0-0	0-0	0	0	0	0	1
Boone	5-7	0-0	3-4	4	2	13	2	24
McCullough	2-2	0-0	2-3	2	0	6	0	6
TOTALS	24-56	5-17	17-23	33	16	70	12	200



## Game 6 — Nov. 28, 2015

Mississippi State	76
UT Martin	51

Humphrey Coliseum • Starkville, MS

## UT Martin

Player	FG	3FG	FT	RB	PF	PT	A	Min
Rowe f	2-6	0-1	0-2	4	2	4	0	25
Howard f	5-12	0-0	0-0	3	1	10	3	39
Taylor f	5-6	0-0	1-2	6	3	11	1	23
Mobley g	0-7	0-4	0-0	3	2	0	2	24
Anderson g	3-8	2-5	0-0	2	0	8	1	38
Lee	4-11	3-7	0-0	3	3	11	1	30
London	1-2	0-0	0-0	3	2	2	0	7
Martinez	0-0	0-0	0-0	0	0	0	0	3
Variste	2-3	0-0	1-2	1	2	5	1	12
<b>TOTALS</b>	<b>22-55</b>	<b>5-17</b>	<b>2-6</b>	<b>27</b>	<b>15</b>	<b>51</b>	<b>9</b>	<b>200</b>

## Mississippi State

Player	FG	3FG	FT	RB	PF	PT	A	Min
Ware f	9-12	0-0	4-5	10	0	22	2	30
Daniels f	4-12	0-4	0-0	7	3	8	1	29
Newman g	2-10	1-4	0-0	3	2	5	3	32
Ready g	5-10	0-2	0-0	4	0	10	4	30
Sword g	3-8	0-2	2-3	2	2	8	4	24
Thomas	1-3	1-3	0-0	4	2	3	1	17
Zuppardo	2-3	0-1	0-0	4	5	4	1	13
Holmes	0-0	0-0	0-0	0	0	0	0	1
W'Spoon	6-6	2-2	2-2	3	0	16	1	18
Patterson	0-1	0-0	0-0	0	0	0	0	1
Ndoye	0-0	0-0	0-0	1	0	0	0	3
Jobe	0-0	0-0	0-0	0	0	0	0	2
<b>TOTALS</b>	<b>32-65</b>	<b>4-18</b>	<b>8-10</b>	<b>43</b>	<b>14</b>	<b>76</b>	<b>17</b>	<b>200</b>

Halftime: MSU 36, UTM 29. FG%: MSU 49.2%, UTM 40.0. 3FG%: MSU 22.2%, UTM 29.4%. FT%: MSU 80.0%, UTM 33.3%. Turnovers: MSU 10 (Sword, Daniels 3), UTM 12 (Four players with 2). Blocked Shots: MSU 4 (Ware 3), UTM 4 (Howard 3). Steals: MSU 19 (Ready 3), UTM 6 (Variste 3). Officials: Anthony Jordan, Ted Valentine, Karl Hess. Attendance: 7,150.

## Game 7 — Dec. 2, 2015

Mississippi State	86
Texas Southern	73

Humphrey Coliseum • Starkville, MS

## Texas Southern

Player	FG	3FG	FT	RB	PF	PT	A	Min
Thomas f	4-13	0-1	7-12	4	2	15	8	33
Riley f	6-10	0-4	3-4	7	2	15	2	33
Griffin f	9-17	0-0	1-5	12	3	19	1	34
Martin g	4-8	2-6	0-0	3	1	10	2	33
Coleman g	1-2	1-2	0-0	0	0	3	0	14
Blanks	2-6	1-2	0-0	1	0	5	1	30
Rodriguez	2-5	2-2	0-0	4	0	6	1	23
<b>TOTALS</b>	<b>22-55</b>	<b>5-17</b>	<b>2-6</b>	<b>27</b>	<b>15</b>	<b>51</b>	<b>9</b>	<b>200</b>

## Mississippi State

Player	FG	3FG	FT	RB	PF	PT	A	Min
Ware f	8-11	0-0	3-3	11	2	19	2	35
Daniels f	6-11	2-2	4-4	4	3	18	3	32
W'Spoon g	2-7	1-3	0-0	1	2	5	3	23
Newman g	4-8	1-5	0-0	2	0	9	3	32
Sword g	7-12	2-5	0-0	2	5	16	2	25
Thomas	2-4	1-3	0-0	2	0	5	0	16
Zuppardo	1-2	1-2	0-0	1	1	3	1	9
Ready	5-12	1-7	0-0	4	4	11	3	28
<b>TOTALS</b>	<b>35-67</b>	<b>9-27</b>	<b>7-7</b>	<b>29</b>	<b>17</b>	<b>86</b>	<b>17</b>	<b>200</b>

Halftime: MSU 45, TSU 37. FG%: MSU 52.2%, TSU 45.9. 3FG%: MSU 33.3%, TSU 35.3%. FT%: MSU 100.0%, TSU 52.4%. Turnovers: MSU 7 (Sword, Ready 2), TSU 14 (Thomas 6). Blocked Shots: MSU 10 (Sword 4), TSU 2 (Griffin, Coleman). Steals: MSU 5 (Newman, Sword 2), TSU 3 (Thomas 2). Officials: Pat Adams, James Breeding, Brent Hampton. Attendance: 6,239.

## Game 8 — Dec. 12, 2015

Missouri-Kansas City	72
Mississippi State	67

Municipal Auditorium • Kansas City, MO

## Mississippi State

Player	FG	3FG	FT	RB	PF	PT	A	Min
Ware f	4-6	0-0	4-5	7	5	12	0	29
Newman f	6-15	4-10	2-3	4	0	18	0	34
Ready g	5-15	0-5	1-1	1	2	11	1	34
Daniels f	1-9	0-5	0-0	7	2	2	2	28
Sword g	3-7	1-4	5-8	3	5	12	5	32
Thomas	0-2	0-2	2-2	1	0	2	0	11
Zuppardo	1-2	1-1	0-0	1	1	3	2	19
W'Spoon	3-6	1-2	0-0	4	3	7	3	13
<b>TOTALS</b>	<b>22-55</b>	<b>7-29</b>	<b>14-19</b>	<b>30</b>	<b>18</b>	<b>67</b>	<b>13</b>	<b>200</b>

## UMKC

Player	FG	3FG	FT	RB	PF	PT	A	Min
Shayok f	6-7	0-0	3-3	8	3	15	1	28
Austin f	2-7	0-0	0-0	3	1	4	2	29
Smith g	0-0	0-0	0-0	1	3	0	0	9
Boyd g	4-9	1-4	0-0	4	2	9	2	30
Harrison g	5-11	3-6	8-10	2	2	21	4	36
King	3-4	0-0	1-2	2	1	7	3	18
Steward	4-6	1-1	0-0	3	1	9	2	21
Newbill	1-3	0-0	0-0	2	0	2	0	9
Leek	0-0	0-0	0-0	0	0	0	0	1
Tillman	2-3	0-0	1-2	2	2	5	0	19
<b>TOTALS</b>	<b>27-50</b>	<b>5-11</b>	<b>13-17</b>	<b>29</b>	<b>17</b>	<b>86</b>	<b>17</b>	<b>200</b>

Halftime: UMKC 31, MSU 29. FG%: MSU 37.1%, UMKC 54.0. 3FG%: MSU 24.1%, UMKC 45.5%. FT%: MSU 73.7%, UMKC 76.5%. Turnovers: MSU 12 (Sword 4), UMKC 17 (Harrison 5). Blocked Shots: MSU 3 (Sword 2), UMKC 5 (Tillman 3). Steals: MSU 8 (Weatherspoon, Sword 3), UMKC 7 (Boyd 2). Officials: Ronnie Hernandez, Doran Gotchall, Brent Meaux. Attendance: 2,886.

## Game 9 — Dec. 16, 2015

Florida State	90
Mississippi State	66

Donald L. Tucker Civic Center • Tallahassee, FL

## Mississippi State

Player	FG	3FG	FT	RB	PF	PT	A	Min
Ware f	5-9	0-0	3-4	8	3	13	0	19
Thomas g	2-6	1-5	1-2	9	4	6	1	35
W'Spoon g	2-10	0-3	0-0	2	3	4	0	33
Newman g	4-11	2-5	2-2	3	1	12	1	22
Sword g	7-13	0-1	6-8	3	1	20	2	28
Zuppardo	1-4	1-4	0-0	3	5	3	0	13
Ready	3-7	2-5	0-0	1	3	8	1	26
Patterson	0-1	0-1	0-0	0	1	0	0	3
Ndoye	0-0	0-0	0-0	0	5	0	0	15
Staley	0-1	0-0	0-0	1	0	0	0	6
<b>TOTALS</b>	<b>24-62</b>	<b>6-24</b>	<b>12-16</b>	<b>32</b>	<b>26</b>	<b>66</b>	<b>5</b>	<b>200</b>

## UMKC

Player	FG	3FG	FT	RB	PF	PT	A	Min
B'ovsky c	2-2	0-0	7-9	6	2	11	1	25
Bacon g	7-12	0-2	6-8	6	2	20	2	26
Beasley g	5-11	2-5	5-6	10	1	17	1	30
R.-Mayes g	5-9	1-3	2-2	10	3	13	4	29
Brandon g	1-2	0-0	0-0	2	1	2	0	14
Cofer	0-1	0-0	2-2	1	0	2	0	8
Bookert	3-8	1-4	0-0	2	0	7	3	17
Bell	1-7	0-5	2-2	2	1	4	0	19
Mann	4-5	0-0	0-1	3	2	8	0	16
Koumadje	1-2	0-0	2-6	0	2	4	0	7
Smith	0-0	0-0	0-0	1	3	0	1	5
Saxton	1-4	0-1	0-0	1	0	2	0	4
<b>TOTALS</b>	<b>30-63</b>	<b>4-20</b>	<b>26-36</b>	<b>46</b>	<b>17</b>	<b>90</b>	<b>12</b>	<b>200</b>

Halftime: FSU 37, MSU 28. FG%: MSU 38.7%, FSU 47.6. 3FG%: MSU 25.0%, FSU 20.0%. FT%: MSU 75.0%, FSU 72.2%. Turnovers: MSU 15 (Weatherspoon 4), FSU 13 (Rathan-Mayes, Smith 3). Blocked Shots: MSU 1 (Ndoye), FSU 2 (Bojanovsky, Bacon). Steals: MSU 4 (Weatherspoon 2), FSU 7 (Beasley, Bell, Mann 2). Officials: Michael Stephens, Jeffrey Anderson, Doug Sirmons. Attendance: 5,466.

## Game 10 — Dec. 19, 2015

Mississippi State	69
Tulane	59

Humphrey Coliseum • Starkville, MS

## Tulane

Player	FG	3FG	FT	RB	PF	PT	A	Min
Osetk'ski f	9-13	0-1	2-2	8	3	20	0	33
Jarreau f	3-6	1-2	1-4	6	1	8	3	29
Dabney f	4-10	0-5	0-1	4	5	8	4	31
Julien g	0-4	0-3	0-0	3	3	0	2	21
Morgan g	4-11	1-5	2-2	10	2	11	0	34
Mack	1-6	0-1	0-0	0	3	2	2	18
Reynolds	1-3	1-3	0-0	3	2	3	0	11
Harris	2-6	1-3	0-0	0	0	5	0	14
Paul	0-0	0-0	0-2	0	1	0	0	2
Frazier	1-2	0-1	0-0	2	1	2	0	7
<b>TOTALS</b>	<b>25-61</b>	<b>4-24</b>	<b>5-11</b>	<b>39</b>	<b>21</b>	<b>59</b>	<b>11</b>	<b>200</b>

## Mississippi State

Player	FG	3FG	FT	RB	PF	PT	A	Min
Daniels f	2-5	1-2	0-0	3	1	5	0	18
Thomas g	3-5	2-4	1-1	5	3	9	2	33
Newman g	3-9	3-5	6-6	4	0	15	4	32
Ready g	2-5	0-2	3-4	2	2	7	4	29
Sword g	4-14	0-2	6-9	5	0	14	1	34
Zuppardo	0-4	0-2	0-0	6	1	0	0	11
W'Spoon	2-6	1-1	2-2	3	2	7	0	19
Ware	5-7	0-0	2-4	9	3	12	2	24
<b>TOTALS</b>	<b>21-55</b>	<b>7-18</b>	<b>20-26</b>	<b>39</b>	<b>12</b>	<b>69</b>	<b>13</b>	<b>200</b>

Halftime: MSU 40, TU 34. FG%: MSU 38.2%, TU 41.0. 3FG%: MSU 38.9%, TU 16.7%. FT%: MSU 76.9%, TU 45.5%. Turnovers: MSU 9 (Newman 3), TU 9 (Dabney, Morgan, Reynolds 2). Blocked Shots: MSU 1 (Ware), TU 3 (Jarreau 2). Steals: MSU 5 (Five players with 1), TU 6 (Osetkowski 3). Officials: Doug Sirmons, Anthony Jordan, Karl Hess. Attendance: 4,804.

## Game 11 — Dec. 23, 2015

Mississippi State	93
Northern Colorado	69

Mississippi Coliseum • Jackson, MS

## Northern Colorado

Player	FG	3FG	FT	RB	PF	PT	A	Min
Sylla f	2-6	0-0	1-2	5	3	5	0	26
Morgan f	2-4	0-0	0-0	3	3	4	1	16
Davis f	4-6	2-2	1-2	4	4	11	2	22
Seward g	3-6	1-3	2-2	4	4	9	1	15
Anglin g	4-11	1-4	4-5	4	1	13	1	33
Loose	0-0	0-0	0-0	0	0	0	2	5
Evans	1-4	0-0	0-0	2	2	2	0	12
Mathis	0-0	0-0	0-0	0	2	0	0	6
Johnson	4-7	3-6	0-0	1	1	11	0	18
Wilson	5-10	1-4	0-0	1	0	11	1	28
Verhagen	1-1	0-0	1-2	0	0	3	0	19
<b>TOTALS</b>	<b>26-55</b>	<b>8-19</b>	<b>9-13</b>	<b>25</b>	<b>20</b>	<b>69</b>	<b>8</b>	<b>200</b>

## Mississippi State

Player	FG	3FG	FT	RB	PF	PT	A	Min
Ware f	8-10	0-0	3-4	6	2	19	1	24
Daniels f	1-1	0-0	4-4	4	3	6	0	18
Newman g	6-11	4-8	4-4	4	1	20	2	27
Ready g	3-6	0-3	2-2	1	1	8	11	27
Sword g	1-4	0-1	2-5	3	4	4	4	24
Thomas	4-8	2-6	3-4	0	2	13	0	25
Zuppardo	3-5	2-3	0-0	4	1	8	0	15
Holmes	0-0	0-0	0-0	0	0	0	0	2
W'spoon	4-5	0-1	2-2	2	1	10	2	23
Patterson	1-2	0-0	1-1	0	1	3	0	2
Jobe	0-0	0-0	0-0	1	0	0	1	2
Holman	1-3	0-1	0-0	2	2	2	0	11
TOTALS	32-55	8-23	21-26	30	18	93	21	200

## Game 12 — Dec. 31, 2015

Mississippi State 71  
North Carolina Central 48

Humphrey Coliseum • Starkville, MS

## North Carolina Central

Player	FG	3FG	FT	RB	PF	PT	A	Min
Ingram f	2-6	0-0	2-4	12	2	6	1	38
Hood f	2-5	0-0	0-0	9	5	4	0	22
Madison g	3-13	3-12	0-0	1	0	9	1	23
Wiggins g	0-0	0-0	0-0	0	0	0	1	4
Cole g	4-16	1-6	0-0	1	2	9	3	35
Holmes	3-15	0-6	2-3	4	2	8	1	22
Wortherm	0-2	0-0	0-0	0	0	0	0	3
Benton	1-4	0-0	3-4	9	0	5	0	16
Allen	0-2	0-2	0-0	1	1	0	0	4
McAllister	0-0	0-0	0-0	0	0	0	0	1
Graf	2-9	1-4	2-2	1	1	7	1	32
<b>TOTALS</b>	<b>17-72</b>	<b>5-30</b>	<b>9-13</b>	<b>48</b>	<b>13</b>	<b>48</b>	<b>8</b>	<b>200</b>

## Mississippi State

Player	FG	3FG	FT	RB	PF	PT	A	Min
Ware f	5-7	0-0	6-6	9	1	16	1	25
Daniels f	2-4	0-1	0-0	3	1	4	0	19
Newman g	6-9	2-5	1-2	4	0	15	4	27
Ready g	2-5	1-3	0-0	0	1	5	2	26
Sword g	4-7	0-2	0-2	4	1	8	3	25
Thomas	1-3	1-2	0-0	4	2	3	2	18
Zuppardo	1-4	1-3	0-0	1	2	3	0	13
Holmes	0-2	0-2	0-0	0	0	0	0	2
W'spoon	6-11	1-3	1-1	7	2	14	4	24
Patterson	0-0	0-0	0-0	0	1	0	0	2
Jobe	0-0	0-0	0-0	0	1	0	0	4
Staley	0-0	0-0	1-2	0	1	1	0	2
Holman	1-2	0-0	0-0	2	2	2	2	13
<b>TOTALS</b>	<b>28-54</b>	<b>6-21</b>	<b>9-13</b>	<b>38</b>	<b>15</b>	<b>71</b>	<b>18</b>	<b>200</b>

Halftime: MSU 34, NCCU 17. FG%: MSU 51.9%, NCCU 23.6. 3FG%: MSU 28.6%, NCCU 16.7%. FT%: MSU 69.2%, NCCU 69.2%. Turnovers: MSU 11 (Sword 4), NCCU 13 (Cole 5). Blocked Shots: MSU 5 (Thomas, Sword). Steals: MSU 8 (Ready, Weatherspoon 2), NCCU 5 (Five players with 1). Officials: Karl Hess, Ron Groover, Patrick Evans. Attendance: 2,016.

## Game 13 — Jan. 6, 2016

Texas A&M 61  
Mississippi State 60

Humphrey Coliseum • Starkville, MS

## Texas A&amp;M

Player	FG	3FG	FT	RB	PF	PT	A	Min
Hogg f	4-12	3-10	0-0	9	1	11	1	32
Davis f	1-6	0-0	2-2	4	2	4	0	17
Collins g	2-3	2-3	1-1	1	2	7	4	30
Jones g	3-13	0-2	5-6	8	3	11	0	32
Caruso g	3-6	3-5	2-2	7	1	11	8	37
Gilder	3-12	1-7	3-4	4	2	10	2	25
T-Morelos	3-9	0-0	1-2	1	0	7	0	16
Miller	0-1	0-0	0-2	5	2	0	0	11
<b>TOTALS</b>	<b>19-62</b>	<b>9-27</b>	<b>14-19</b>	<b>41</b>	<b>13</b>	<b>61</b>	<b>8</b>	<b>200</b>

## Mississippi State

Player	FG	3FG	FT	RB	PF	PT	A	Min
Ware f	5-9	0-0	5-6	13	2	15	0	33
Daniels f	1-1	0-0	0-0	6	1	2	0	27
Newman g	4-11	3-7	3-6	3	1	14	2	33
Ready g	3-6	1-4	0-0	2	1	7	2	30
Sword g	2-8	0-4	3-4	2	3	7	3	25
Thomas	1-4	1-3	0-0	0	2	3	0	17
Zuppardo	0-0	0-0	0-0	1	1	0	0	7
W'spoon	5-9	1-4	1-2	5	1	12	2	26
Holman	0-1	0-1	0-0	0	0	0	0	2
<b>TOTALS</b>	<b>19-62</b>	<b>6-23</b>	<b>12-18</b>	<b>34</b>	<b>14</b>	<b>60</b>	<b>9</b>	<b>200</b>

Halftime: TAMU 28, MSU 25. FG%: MSU 42.9%, TAMU 30.6. 3FG%: MSU 26.1%, TAMU 33.3%. FT%: MSU 66.7%, TAMU 73.7. Turnovers: MSU 14 (Sword 5), TAMU 11 (Three players with 2). Blocked Shots: MSU 5 (Five players with 1). Steals: MSU 6 (Weatherspoon, Sword 2), TAMU 5 (Collins, Gilder 2). Officials: Doug Shows, Doug Sirmons, Don Daily. Attendance: 6,693.

## Game 14 — Jan. 9, 2016

Arkansas 82  
Mississippi State 68

Bud Walton Arena • Fayetteville, AR

## Mississippi State

Player	FG	3FG	FT	RB	PF	PT	A	Min
Ware f	5-16	0-0	4-4	5	0	14	2	29
Newman g	3-7	2-5	1-4	3	2	9	0	30
Ready g	3-8	1-3	0-0	2	0	7	7	30
Daniels g	2-5	0-2	0-0	2	3	4	1	25
Sword f	7-9	2-3	5-8	8	4	21	0	32
Thomas	2-5	1-3	1-2	0	2	6	1	18
Zuppardo	0-1	0-1	2-2	3	0	2	0	6
W'spoon	2-13	1-5	0-0	6	1	5	2	25
Holman	0-0	0-0	0-0	2	0	0	0	5
<b>TOTALS</b>	<b>24-64</b>	<b>7-22</b>	<b>13-20</b>	<b>34</b>	<b>12</b>	<b>68</b>	<b>13</b>	<b>200</b>

## Arkansas

Player	FG	3FG	FT	RB	PF	PT	A	Min
Kingsley f	3-8	0-0	7-9	8	1	13	1	28
Miles f	1-1	0-0	1-2	2	3	3	4	20
Hannahs g	9-16	8-13	0-0	2	0	26	1	37
Durham g	4-7	2-3	0-0	4	2	10	12	29
Bell g	9-17	5-7	2-2	5	2	25	0	33
Thompson	1-1	0-0	0-0	5	3	2	0	12
Watkins	0-2	0-0	0-0	1	2	0	3	17
Whitt	0-1	0-0	0-0	2	2	0	0	10
Beard	1-3	1-1	0-0	1	2	3	2	10
Kouassi	0-0	0-0	0-0	2	0	0	0	4
<b>TOTALS</b>	<b>28-56</b>	<b>16-24</b>	<b>10-13</b>	<b>37</b>	<b>17</b>	<b>82</b>	<b>23</b>	<b>200</b>

Halftime: UA 36, MSU 32. FG%: MSU 37.5%, UA 50.0. 3FG%: MSU 31.8%, UA 66.7%. FT%: MSU 65.0%, UA 76.9. Turnovers: MSU 14 (Sword 6), UA 16 (Three players with 3). Blocked Shots: MSU 3 (Three players with 1), UA 9 (Kingsley 4). Steals: MSU 6 (Weatherspoon 2), UA 10 (Durham 6). Officials: Anthony Jordan, Brian Shey, Kevin Fehr. Attendance: 11,157.

## Game 15 — Jan. 12, 2016

Kentucky 80  
Mississippi State 74

Rupp Arena • Lexington, KY

## Mississippi State

Player	FG	3FG	FT	RB	PF	PT	A	Min
Ware f	4-7	0-0	3-3	6	3	11	0	29
Newman g	3-7	2-4	6-6	1	1	14	4	27
Ready g	2-6	0-0	3-4	4	3	7	2	34
Daniels g	1-3	1-1	0-0	1	2	3	0	24
Sword f	9-13	0-0	2-3	2	5	20	1	31
Thomas	3-3	2-2	0-0	2	0	8	1	21
Zuppardo	1-4	1-4	0-0	1	1	3	0	11
W'spoon	4-8	0-2	0-0	3	4	8	0	22
Holman	0-0	0-0	0-0	0	1	0	0	1
<b>TOTALS</b>	<b>27-51</b>	<b>6-13</b>	<b>14-16</b>	<b>20</b>	<b>20</b>	<b>74</b>	<b>8</b>	<b>200</b>

## Arkansas

Player	FG	3FG	FT	RB	PF	PT	A	Min
Lee f	1-2	0-0	0-0	9	5	2	0	24
Poythress f	1-4	0-1	4-6	8	4	6	0	31
Ulis g	7-14	2-6	5-5	3	3	21	5	36
Briscoe g	7-9	0-0	0-1	4	4	14	5	36
Murray g	7-14	5-11	3-4	1	3	22	3	36
Labissiere	2-3	0-0	1-2	4	1	5	0	14
Matthews	0-1	0-0	0-0	0	1	0	0	2
Mulder	1-5	0-3	0-0	0	0	2	2	10
Willis	2-3	2-2	2-2	2	0	8	1	11
<b>TOTALS</b>	<b>28-55</b>	<b>9-23</b>	<b>15-20</b>	<b>33</b>	<b>21</b>	<b>80</b>	<b>16</b>	<b>200</b>

Halftime: UK 39, MSU 31. FG%: MSU 52.9%, UK 50.9. 3FG%: MSU 46.2%, UK 39.1%. FT%: MSU 87.5%, UK 75.0. Turnovers: MSU 19 (Sword 5), UK 17 (Ulis, Murray 4). Blocked Shots: UK 4 (Lee 2). Steals: MSU 5 (Weatherspoon 2), UK 7 (Ulis 2). Officials: Tony Greene, Ron Groover, Roger Ayers. Attendance: 23,897.

## Game 16 — Jan. 16, 2016

Tennessee 80  
Mississippi State 75

Humphrey Coliseum • Starkville, MS

## Tennessee

Player	FG	3FG	FT	RB	PF	PT	A	Min
Schofield f	0-3	0-1	0-0	1	3	0	2	16
Punter g	7-17	1-5	8-8	2	3	23	5	40
Hubbs g	6-8	0-0	2-4	5	1	14	1	30
Mostella g	8-17	5-11	3-4	3	3	24	0	35
Baulkman g	4-6	3-4	3-4	4	4	14	2	23
Kasongo	0-0	0-0	0-0	1	1	0	0	2
Alexander	0-0	0-0	2-2	2	2	2	0	7
Reese	0-2	0-0	0-2	8	1	0	1	32
Phillips	1-2	1-2	0-0	2	3	3	0	10
Woodson	0-0	0-0	0-0	0	0	0	0	5
<b>TOTALS</b>	<b>26-55</b>	<b>10-23</b>	<b>18-24</b>	<b>31</b>	<b>21</b>	<b>80</b>	<b>11</b>	<b>200</b>

## Mississippi State

Player	FG	3FG	FT	RB	PF	PT	A	Min
Ware f	8-16	0-0	5-8	10	4	21	2	28
W'Spoon g	8-15	3-5	4-5	4	4	23	1	34
Newman g	3-15	1-7	0-0	7	2	7	2	34
Ready g	4-6	1-2	0-0	1	4	9	6	28
Sword g	2-8	0-3	4-5	3	4	8	6	25
Thomas	1-3	0-1	0-0	5	3	2	1	21
Zuppardo	1-2	0-1	1-2	5	0	3	0	20
Daniels	1-1	0-0	0-0	0	2	2	0	5
Holman	0-0	0-0	0-0	0	0	0	0	5
<b>TOTALS</b>	<b>28-66</b>	<b>5-19</b>	<b>14-20</b>	<b>40</b>	<b>23</b>	<b>75</b>	<b>18</b>	<b>200</b>

Halftime: UT 38, MSU 27. FG%: MSU 42.4%, UT 47.3. 3FG%: MSU 26.3%, UT 43.5%. FT%: MSU 70.0%, UT 75.0. Turnovers: MSU 9 (Weatherspoon, Sword 2), UT 8 (Punter, Baulkman 3). Blocked Shots: MSU 4 (Four players with 1), UT (Mostella, Reese 2). Steals: MSU 6 (Zuppardo, Sword 2). Officials: Pat Adams, Sean Casey, Vladimir Voyard-Tadal. Attendance: 5,926.

## Game 17 — Jan. 19, 2016

Mississippi State  
Florida

O'Connell Center • Gainesville, FL

## Mississippi State

Player	FG	3FG	FT	RB	PF	PT	A	Min
Ware f	2-3	0-0	1-2	1	5	5	0	15
W'Spoon g	6-11	0-2	2-2	6	2	14	3	35
Newman g	4-9	2-4	2-3	3	1	12	2	35
Ready g	7-16	2-4	4-4	4	0	20	2	34
Sword g	7-16	0-3	3-5	6	4	17	4	28
Thomas	1-4	1-4	0-0	4	1	3	2	20
Zuppardo	2-4	1-2	0-0	2	5	5	0	12
Daniels	0-1	0-0	0-0	0	2	0	1	6
Holman	1-3	0-2	0-1	5	5	2	0	15
<b>TOTALS</b>	<b>30-67</b>	<b>6-21</b>	<b>12-17</b>	<b>33</b>	<b>25</b>	<b>78</b>	<b>14</b>	<b>200</b>

## Florida

Player	FG	3FG	FT	RB	PF	PT	A	Min
F-Smith	f 6-11	2-4	6-7	13	1	20	1	35
Leon	f 3-7	1-4	1-4	8	1	8	1	23
Egbunu	c 4-8	0-0	8-12	7	2	16	1	32
Allen	g 6-12	3-7	4-4	5	2	19	0	34
Chiozza	g 1-4	1-4	0-0	1	0	3	5	21
Hill	2-9	0-0	0-0	4	2	4	4	26
F-Ramirez	0-1	0-0	0-0	0	1	0	0	2
Robinson	4-6	2-2	1-2	5	1	11	1	19
Hayes	0-0	0-0	0-4	1	3	0	0	8
TOTALS	26-58	9-21	20-33	45	13	81	13	200

## Game 18 — Jan. 23, 2016

Mississippi State 83  
Ole Miss 77

Humphrey Coliseum • Starkville, MS

## Ole Miss

Player	FG	3FG	FT	RB	PF	PT	A	Min
Hymon f	3-9	0-0	2-4	10	3	8	1	31
Gielo f	2-7	2-4	0-1	8	2	6	2	30
Perez f	3-10	3-3	5-6	10	1	14	2	35
Brooks g	8-15	4-7	0-0	2	3	20	0	34
F-Dorsey g	5-9	0-1	6-6	0	3	16	4	28
Davis	1-3	1-2	0-0	0	2	3	1	15
Finley	2-9	0-3	6-6	1	0	10	3	18
Brutus	0-1	0-0	0-0	1	1	0	0	9
<b>TOTALS</b>	<b>24-63</b>	<b>10-20</b>	<b>19-23</b>	<b>36</b>	<b>15</b>	<b>77</b>	<b>13</b>	<b>200</b>

## Mississippi State

Player	FG	3FG	FT	RB	PF	PT	A	Min
Ware f	5-8	0-0	4-4	6	1	14	1	34
W'Spoon g	7-10	2-4	2-3	6	3	18	0	35
Newman g	8-16	7-10	2-2	0	3	25	2	36
Ready g	1-5	1-2	4-4	3	4	7	5	24
Sword g	4-7	0-2	2-2	8	4	10	5	34
Thomas	2-5	1-4	1-2	4	2	6	2	21
Zuppardo	1-3	1-2	0-0	1	1	3	0	12
Holman	0-0	0-0	0-0	2	0	0	1	4
<b>TOTALS</b>	<b>28-54</b>	<b>12-24</b>	<b>15-17</b>	<b>31</b>	<b>18</b>	<b>83</b>	<b>16</b>	<b>200</b>

Halftime: OM 38, MSU 36. FG%: MSU 51.9%, OM 38.1%. 3FG%: MSU 50.0%, OM 50.0%. FT%: MSU 88.2%, OM 82.6%. Turnovers: MSU 15 (Sword 5), OM 10 (Three players with 2). Blocked Shots: MSU 5 (Ware, Sword 2), OM 2 (Gielo, Brooks 1). Steals: MSU 4 (Weatherspoon 2), OM 9 (Perez 4). Officials: Anthony Jordan, Olandis Poole, Patrick Evans. Attendance: 8,932.

## Game 19 — Jan. 26, 2016

South Carolina 84  
Mississippi State 74

Colonial Life Arena • Columbia, SC

## Mississippi State

Player	FG	3FG	FT	RB	PF	PT	A	Min
Ware f	1-6	0-0	4-6	4	4	6	0	23
W'Spoon g	7-17	2-6	3-3	5	4	19	0	36
Newman g	5-13	5-8	0-0	1	5	15	1	28
Ready g	6-8	3-3	5-5	4	3	20	7	30
Sword g	3-11	0-2	4-7	5	5	10	2	34
Thomas	0-3	0-3	0-0	0	1	0	0	21
Zuppardo	0-1	0-1	0-0	0	3	0	0	5
Daniels	0-0	0-0	1-2	4	3	1	1	13
Holman	1-2	1-1	0-0	2	4	3	0	10
<b>TOTALS</b>	<b>23-61</b>	<b>11-24</b>	<b>17-23</b>	<b>26</b>	<b>32</b>	<b>74</b>	<b>11</b>	<b>200</b>

## South Carolina

Player	FG	3FG	FT	RB	PF	PT	A	Min
Cha'vicius f	2-4	0-1	0-0	2	3	4	0	14
Carrera f	10-16	2-3	12-15	15	2	34	0	37
Kacinas f	3-8	0-1	1-2	10	2	7	1	37
Thornwell g	4-9	1-1	6-6	4	3	15	2	24
Dozier g	2-4	0-0	2-4	2	4	6	3	13
Stroman	1-3	0-0	0-2	2	2	2	3	22
Notice	3-10	2-8	5-6	4	4	13	3	25
McKie	0-1	0-1	0-0	1	0	0	1	13
Cobb	0-0	0-0	0-4	1	1	0	0	4
Silva	1-3	0-0	1-2	5	4	3	0	11
<b>TOTALS</b>	<b>26-58</b>	<b>5-15</b>	<b>27-41</b>	<b>51</b>	<b>25</b>	<b>84</b>	<b>13</b>	<b>200</b>

Halftime: USC 43, MSU 34. FG%: MSU 37.7%, USC 44.8%. 3FG%: MSU 45.8%, USC 33.3%. FT%: MSU 73.9%, USC 65.9%. Turnovers: MSU 12 (Weatherspoon, Newman 3), USC 13 (Dozier 4). Blocked Shots: MSU 12 (Sword 4), USC 7 (Carrera 3). Steals: MSU 10 (Ware, Ready 3), USC 6 (Notice 3). Officials: Tim Gattis, Mark Whitehead, Roger Ayers. Attendance: 12,764.

## Game 20 — Jan. 30, 2016

Mississippi State 76  
Missouri 62

Mizzou Arena • Columbia, MO

## Mississippi State

Player	FG	3FG	FT	RB	PF	PT	A	Min
W'Spoon g	7-15	2-4	2-4	14	3	18	1	32
Newman g	6-11	4-8	3-3	5	0	19	3	35
Daniels f	4-6	2-4	3-4	2	1	13	0	33
Sword g	6-11	0-1	3-6	5	2	15	5	30
Holman f	1-7	0-2	0-0	3	5	2	1	16
Thomas	1-3	0-1	1-2	4	3	3	2	16
Zuppardo	3-5	0-1	0-0	1	3	6	0	16
Ready	0-3	0-2	0-0	7	0	0	1	22
<b>TOTALS</b>	<b>28-61</b>	<b>8-23</b>	<b>12-19</b>	<b>43</b>	<b>17</b>	<b>76</b>	<b>13</b>	<b>200</b>

## Missouri

Player	FG	3FG	FT	RB	PF	PT	A	Min
Phillips g	3-12	1-8	3-4	5	4	10	4	37
Wright g	6-12	1-5	3-3	9	2	16	1	26
Clark g	2-8	0-5	0-0	2	3	4	3	28
Puryear f	1-5	0-0	0-0	0	0	2	0	20
Rosburg f	1-2	0-0	4-4	1	0	6	0	9
Allen	2-3	0-0	0-0	2	1	4	0	10
Walton	2-5	0-2	3-3	4	1	7	0	21
Barton	0-0	0-0	0-0	0	0	0	0	0+
Gant	5-8	0-1	1-2	5	3	11	0	24
Woods	1-2	0-0	0-2	4	1	2	1	11
VanLeer	0-5	0-4	0-0	0	0	0	2	14
<b>TOTALS</b>	<b>23-62</b>	<b>2-25</b>	<b>14-18</b>	<b>34</b>	<b>15</b>	<b>62</b>	<b>11</b>	<b>200</b>

Halftime: MSU 37, MU 20. FG%: MSU 45.9%, MU 37.1%. 3FG%: MSU 34.8%, MU 8.0%. FT%: MSU 63.2%, MU 77.8%. Turnovers: MSU 13 (Five players with 2), MU 10 (Three players with 2). Blocked Shots: MSU 6 (Daniels 2), MU 3 (Three players with 1). Steals: MSU 5 (Thomas 2), MU 8 (Phillips 4). Officials: Willi CJ Washington, Marc Ellard, Chuck Jones. Attendance: 7,175.

## Game 21 — Feb. 2, 2016

Alabama 82  
Mississippi State 80

Humphrey Coliseum • Starkville, MS

## Alabama

Player	FG	3FG	FT	RB	PF	PT	A	Min
Norris f	4-11	4-8	4-8	5	1	16	1	39
Kessens f	1-2	0-0	0-0	4	2	2	2	25
Taylor f	3-3	0-0	2-4	6	4	8	1	36
Edwards g	5-12	2-7	0-0	4	1	12	0	30
O'sohan g	8-17	2-8	7-10	5	4	25	8	43
Schaffer	0-0	0-0	0-0	0	0	0	0	3
Coleman	4-9	3-5	4-4	4	1	15	2	25
Austin	2-3	0-1	0-1	3	1	4	0	18
Hall	0-1	0-0	0-0	5	2	0	0	6
<b>TOTALS</b>	<b>27-58</b>	<b>11-29</b>	<b>17-27</b>	<b>40</b>	<b>16</b>	<b>82</b>	<b>14</b>	<b>225</b>

## Mississippi State

Player	FG	3FG	FT	RB	PF	PT	A	Min
Daniels f	5-9	1-4	0-0	7	3	11	0	23
Holman f	1-2	0-1	0-0	1	1	2	0	12
W'Spoon g	2-9	0-3	4-4	6	4	8	1	41
Newman g	1-4	0-1	1-2	2	1	3	1	25
Sword g	4-10	0-2	2-3	7	5	10	6	36
Thomas	4-9	1-6	0-0	2	2	9	1	21
Zuppardo	0-1	0-0	0-0	0	2	0	0	3
Ready	4-11	1-1	0-0	3	3	9	4	35
Ware	12-16	0-0	4-7	6	4	28	1	29
<b>TOTALS</b>	<b>33-71</b>	<b>3-18</b>	<b>11-16</b>	<b>39</b>	<b>25</b>	<b>80</b>	<b>14</b>	<b>225</b>

Halftime: UA 38, MSU 34. FG%: MSU 46.5%, UA 46.6%. 3FG%: MSU 16.7%, UA 37.9%. FT%: MSU 68.8%, UA 63.0%. Turnovers: MSU 12 (Daniels, Sword 3), UA 20 (Kessens 5). Blocked Shots: MSU 4 (Four players with 1), UA 5 (Taylor, Edwards 2). Steals: MSU 9 (Three players with 2), UA 5 (Obasohan 3). Officials: Pat Adams, John Hampton, Byron Jarrett. Attendance: 6,265.

## Game 22 — Feb. 6, 2016

LSU 88  
Mississippi State 77

Maravich Assembly Center • Baton Rouge, LA

## Mississippi State

Player	FG	3FG	FT	RB	PF	PT	A	Min
Ware f	5-10	0-0	4-6	5	2	14	2	24
W'Spoon g	4-9	2-6	2-2	8	1	12	2	27
Newman g	4-12	0-4	4-6	3	2	12	5	39
Daniels g	3-4	1-1	0-0	4	3	7	1	17
Sword g	5-11	2-4	0-0	3	3	12	2	32
Thomas	3-9	2-6	2-2	6	3	10	0	19
Zuppardo	2-5	0-1	0-0	4	2	4	0	17
Patterson	0-0	0-0	0-0	0	0	0	0	2
Holman	3-6	0-1	0-0	2	3	6	0	13
<b>TOTALS</b>	<b>29-66</b>	<b>7-23</b>	<b>12-16</b>	<b>38</b>	<b>19</b>	<b>77</b>	<b>12</b>	<b>200</b>

## LSU

Player	FG	3FG	FT	RB	PF	PT	A	Min
Simmons f	7-11	0-0	2-5	9	1	16	7	37
Victor II f	3-7	0-0	2-4	4	3	8	2	29
Hornsby g	9-17	5-10	2-2	4	2	25	5	28
Patterson g	0-1	0-0	0-0	1	0	0	1	15
Q'Man g	2-6	1-3	2-2	4	1	7	4	23
Sampson	0-0	0-0	0-0	1	0	0	0	3
Blakeney	11-17	4-8	5-6	7	3	31	2	34
Rob'son III	0-0	0-0	0-2	1	2	0	1	9
Gray	0-2	0-1	0-0	2	1	0	3	17
B'Water	0-0	0-0	0-0	0	0	0	0	1
Epps	0-0	0-0	1-2	0	1	1	0	4
<b>TOTALS</b>	<b>32-61</b>	<b>10-22</b>	<b>14-23</b>	<b>36</b>	<b>14</b>	<b>88</b>	<b>25</b>	<b>200</b>

Halftime: LSU 43, MSU 35. FG%: MSU 43.9%, LSU 52.5%. 3FG%: MSU 30.4%, LSU 45.5%. FT%: MSU 75.0%, LSU 60.9%. Turnovers: MSU 10 (Newman 3), LSU 8 (Simmons, Victor II 2). Blocked Shots: MSU 3 (Three players with 1), LSU 3 (Simmons 2). Steals: MSU 4 (Four players with 1), LSU 6 (Simmons 3). Officials: Ted Valentine, Garrick Shannon, Sean Casey. Attendance: 13,123.

## Game 23 — Feb. 9, 2016

Mississippi State  
Arkansas

Humphrey Coliseum • Starkville, MS

**2015-16 Mississippi State Basketball**  
**Mississippi State Combined Team Statistics (as of Feb 06, 2016)**  
**All games**



RECORD:	OVERALL	HOME	AWAY	NEUTRAL
ALL GAMES	9-13	6-4	1-7	2-2
CONFERENCE	2-8	1-3	1-5	0-0
NON-CONFERENCE	7-5	5-1	0-2	2-2

#	Player	gp-gs	min	avg	Total		3-Point		F-Throw		Rebounds								pts	avg		
					fg-fga	fg%	3fg-fga	3fg%	ft-fa	ft%	off	def	tot	avg	pf	dq	a	to			blk	stl
20	Gavin Ware	21-19	591	28.1	135-216	.625	0-0	.000	70-94	.745	64	86	150	7.1	59	3	19	30	25	19	340	16.2
14	Malik Newman	21-19	629	30.0	90-223	.404	52-128	.406	44-62	.710	5	58	63	3.0	35	1	48	39	1	10	276	13.1
32	Craig Sword	22-22	634	28.8	99-216	.458	12-61	.197	65-97	.670	26	59	85	3.9	74	6	66	69	25	30	275	12.5
11	Q. Weatherspoon	22-9	560	25.5	91-196	.464	22-67	.328	32-38	.842	35	64	99	4.5	54	0	29	31	12	29	236	10.7
15	I.J. Ready	21-17	623	29.7	78-184	.424	21-71	.296	36-41	.878	8	50	58	2.8	40	0	91	33	0	24	213	10.1
23	Travis Daniels	20-17	462	23.1	50-100	.500	15-38	.395	16-22	.727	40	41	81	4.1	43	0	18	25	12	6	131	6.6
01	Fred Thomas	22-5	467	21.2	38-100	.380	20-72	.278	17-23	.739	7	63	70	3.2	39	0	20	13	11	6	113	5.1
04	Johnny Zuppardo	22-0	265	12.0	29-70	.414	13-36	.361	4-6	.667	15	42	57	2.6	44	3	6	12	5	11	75	3.4
02	Demetrius Houston	1-0	6	6.0	1-1	1.000	0-0	.000	0-0	.000	0	0	0	0.0	0	0	0	0	0	0	2	2.0
35	Aric Holman	12-2	107	8.9	9-26	.346	1-9	.111	0-1	.000	3	18	21	1.8	23	2	4	7	6	2	19	1.6
21	Reggie Patterson	6-0	11	1.8	1-4	.250	0-1	.000	1-1	1.000	0	0	0	0.0	4	0	0	1	0	0	3	0.5
42	Staley, Elijah	2-0	8	4.0	0-1	.000	0-0	.000	1-2	.500	0	1	1	0.5	1	0	0	1	0	1	1	0.5
22	Fallou Ndoye	6-0	45	7.5	1-2	.500	0-0	.000	0-1	.000	4	3	7	1.2	16	1	1	3	1	0	2	0.3
10	Carter Holmes	4-0	6	1.5	0-2	.000	0-2	.000	0-0	.000	0	0	0	0.0	0	0	0	0	0	0	0	0.0
24	Jett Jobe	5-0	11	2.2	0-1	.000	0-0	.000	0-0	.000	0	2	2	0.4	1	0	1	0	0	0	0	0.0
Team											27	34	61				7					
Total.....		22	4425		622-1342	.463	156-485	.322	286-388	.737	234	521	755	34.3	433	16	303	271	98	138	1686	76.6
Opponents.....		22	4425		580-1308	.443	158-455	.347	334-484	.690	272	538	810	36.8	370	-	292	283	73	136	1652	75.1

TEAM STATISTICS	MS	OPP	Date	Opponent	Score	Att.
SCORING	1686	1652	11-13-15	EASTERN WASHINGTON	w 106-88	9931
Points per game	76.6	75.1	11-16-15	SOUTHERN UNIVERSITY	L 72-76	5895
Scoring margin	+1.5	-	11-19-15	vs Miami	L 79-105	1947
FIELD GOALS-ATT	622-1342	580-1308	11-20-15	vs Texas Tech	L 72-74	2001
Field goal pct	.463	.443	11-22-15	vs Missouri State	w 84-70	1492
3 POINT FG-ATT	156-485	158-455	11-28-15	UT MARTIN	w 76-51	7150
3-point FG pct	.322	.347	12-02-15	TEXAS SOUTHERN	w 86-73	6239
3-pt FG made per game	7.1	7.2	12-12-15	at UMKC	L 67-72	2886
FREE THROWS-ATT	286-388	334-484	12-16-15	at Florida State	L 66-90	5466
Free throw pct	.737	.690	12-19-15	TULANE	w 69-59	4804
F-Throws made per game	13.0	15.2	12-23-15	vs Northern Colorado	w 93-69	4512
REBOUNDS	755	810	12-31-15	N.C. CENTRAL	w 71-48	2016
Rebounds per game	34.3	36.8	* 01-06-16	TEXAS A&M	L 60-61	6693
Rebounding margin	-2.5	-	* 01-09-16	at Arkansas	L 68-82	16246
ASSISTS	303	292	* 01-12-16	at Kentucky	L 74-80	23897
Assists per game	13.8	13.3	* 01-16-16	TENNESSEE	L 75-80	5926
TURNOVERS	271	283	* 01-19-16	at Florida	L 78-81	8250
Turnovers per game	12.3	12.9	* 01-23-16	OLE MISS	w 83-77	9932
Turnover margin	+0.5	-	* 01-26-16	at South Carolina	L 74-84	12764
Assist/turnover ratio	1.1	1.0	* 01-30-16	at Mizzou	w 76-62	7175
STEALS	138	136	* 02-02-16	ALABAMA	Lot 80-82	6265
Steals per game	6.3	6.2	* 02-06-16	at LSU	L 77-88	13123
BLOCKS	98	73				
Blocks per game	4.5	3.3				
ATTENDANCE	64851	99759				
Home games-Avg/Game	10-6485	8-11226				
Neutral site-Avg/Game	-	4-2488				

\* - Conference game

Score by Periods	1st	2nd	OT	Totals
Mississippi State	794	879	13	1686
Opponents	802	835	15	1652



**2015-16 Mississippi State Basketball**  
**Mississippi State Combined Team Statistics (as of Feb 06, 2016)**  
**Conference games**



RECORD:	OVERALL	HOME	AWAY	NEUTRAL
ALL GAMES	2-8	1-3	1-5	0-0
CONFERENCE	2-8	1-3	1-5	0-0
NON-CONFERENCE	0-0	0-0	0-0	0-0

##	Player	gp-gs	min	avg	Total		3-Point		F-Throw		Rebounds				pf	dq	a	to	blk	stl	pts	avg
					fg-fga	fg%	3fg-fga	3fg%	ft-fga	ft%	off	def	tot	avg								
20	Gavin Ware	9-8	254	28.2	47-91	.516	0-0	.000	34-46	.739	26	30	56	6.2	25	1	8	16	9	10	128	14.2
11	Q. Weatherspoon	10-7	313	31.3	52-116	.448	13-41	.317	20-25	.800	26	37	63	6.3	27	0	12	16	7	15	137	13.7
14	Malik Newman	10-10	322	32.2	41-105	.390	26-58	.448	22-32	.688	1	27	28	2.8	20	1	22	16	1	5	130	13.0
32	Craig Sword	10-10	307	30.7	49-104	.471	4-24	.167	28-43	.651	12	37	49	4.9	39	3	34	36	9	13	130	13.0
15	I.J. Ready	9-7	267	29.7	30-69	.435	10-21	.476	16-17	.941	5	25	30	3.3	18	0	36	12	0	10	86	9.6
01	Fred Thomas	10-0	195	19.5	18-48	.375	9-33	.273	5-8	.625	4	23	27	2.7	19	0	10	3	8	4	50	5.0
23	Travis Daniels	9-6	173	19.2	17-30	.567	5-12	.417	4-6	.667	13	13	26	2.9	20	0	4	13	5	4	43	4.8
04	Johnny Zuppardo	10-0	109	10.9	10-26	.385	3-13	.231	3-4	.750	4	14	18	1.8	18	1	0	6	2	3	26	2.6
35	Aric Holman	10-2	83	8.3	7-21	.333	1-8	.125	0-1	.000	3	14	17	1.7	19	2	2	5	5	2	15	1.5
21	Reggie Patterson	1-0	2	2.0	0-0	.000	0-0	.000	0-0	.000	0	0	0	0.0	0	0	0	0	0	0	0	0.0
Team											12	12	24					3				
Total.....		10	2025		271-610	.444	71-210	.338	132-182	.725	106	232	338	33.8	205	8	128	126	46	66	745	74.5
Opponents.....		10	2025		259-588	.440	91-229	.397	168-241	.697	126	258	384	38.4	170	-	154	133	41	60	777	77.7

TEAM STATISTICS	MS	OPP	Date	Opponent	Score	Att.
SCORING	745	777	* 01-06-16	TEXAS A&M	L 60-61	6693
Points per game	74.5	77.7	* 01-09-16	at Arkansas	L 68-82	16246
Scoring margin	-3.2	-	* 01-12-16	at Kentucky	L 74-80	23897
FIELD GOALS-ATT	271-610	259-588	* 01-16-16	TENNESSEE	L 75-80	5926
Field goal pct	.444	.440	* 01-19-16	at Florida	L 78-81	8250
3 POINT FG-ATT	71-210	91-229	* 01-23-16	OLE MISS	W 83-77	9932
3-point FG pct	.338	.397	* 01-26-16	at South Carolina	L 74-84	12764
3-pt FG made per game	7.1	9.1	* 01-30-16	at Mizzou	W 76-62	7175
FREE THROWS-ATT	132-182	168-241	* 02-02-16	ALABAMA	Lot 80-82	6265
Free throw pct	.725	.697	* 02-06-16	at LSU	L 77-88	13123
F-Throws made per game	13.2	16.8	* - Conference game			
REBOUNDS	338	384				
Rebounds per game	33.8	38.4				
Rebounding margin	-4.6	-				
ASSISTS	128	154				
Assists per game	12.8	15.4				
TURNOVERS	126	133				
Turnovers per game	12.6	13.3				
Turnover margin	+0.7	-				
Assist/turnover ratio	1.0	1.2				
STEALS	66	60				
Steals per game	6.6	6.0				
BLOCKS	46	41				
Blocks per game	4.6	4.1				
ATTENDANCE	28816	81455				
Home games-Avg/Game	4-7204	6-13576				
Neutral site-Avg/Game	-	0-0				

Score by Periods	1st	2nd	OT	Totals
Mississippi State	333	399	13	745
Opponents	360	402	15	777

**2015-16 Mississippi State Basketball**  
**Mississippi State Game-by-Game Highs (as of Feb 06, 2016)**  
**All games**



Opponent	Date	Score	Points	Rebounds	Assists	Steals	Blocked shots
EASTERN WASHINGTON	11-13-15	106-88	26-Gavin Ware	13-Gavin Ware	6-I.J. Ready	2-Craig Sword	3-Gavin Ware
SOUTHERN UNIVERSITY	11-16-15	72-76	16-Craig Sword	10-Travis Daniels	5-I.J. Ready	1-Q. Weatherspoon Gavin Ware Fred Thomas I.J. Ready	1-Johnny Zuppardo Craig Sword
vs Miami	11-19-15	79-105	20-Gavin Ware Craig Sword	5-Gavin Ware	4-Craig Sword I.J. Ready	1-I.J. Ready Craig Sword Q. Weatherspoon	2-Travis Daniels
vs Texas Tech	11-20-15	72-74	17-Malik Newman	9-Gavin Ware	4-Malik Newman	2-I.J. Ready	3-Craig Sword
vs Missouri State	11-22-15	84-70	25-Gavin Ware	8-Travis Daniels	11-I.J. Ready	2-I.J. Ready Craig Sword Johnny Zuppardo	1-Travis Daniels Gavin Ware
UT MARTIN	11-28-15	76-51	22-Gavin Ware	10-Gavin Ware	4-I.J. Ready Craig Sword	3-I.J. Ready	3-Gavin Ware
TEXAS SOUTHERN	12-02-15	86-73	19-Gavin Ware	11-Gavin Ware	3-Travis Daniels Q. Weatherspoon I.J. Ready Malik Newman	2-Malik Newman Craig Sword	4-Craig Sword
at UMKC	12-12-15	67-72	18-Malik Newman	7-Gavin Ware Travis Daniels	5-Craig Sword	3-Craig Sword Q. Weatherspoon	2-Craig Sword
at Florida State	12-16-15	66-90	20-Craig Sword	9-Fred Thomas	2-Craig Sword	2-Q. Weatherspoon	1-Fallou Ndoeye
TULANE	12-19-15	69-59	15-Malik Newman	9-Gavin Ware	4-Malik Newman I.J. Ready	1-Craig Sword Q. Weatherspoon Gavin Ware Johnny Zuppardo Fred Thomas	1-Gavin Ware
vs Northern Colorado	12-23-15	93-69	20-Malik Newman	6-Gavin Ware	11-I.J. Ready	3-Craig Sword Gavin Ware	2-Gavin Ware
N.C. CENTRAL	12-31-15	71-48	16-Gavin Ware	9-Gavin Ware	4-Q. Weatherspoon Malik Newman	2-I.J. Ready Q. Weatherspoon	2-Craig Sword Fred Thomas
TEXAS A&M	01-06-16	60-61	15-Gavin Ware	13-Gavin Ware	3-Craig Sword	2-Q. Weatherspoon Craig Sword	1-Craig Sword Gavin Ware Q. Weatherspoon Aric Holman Travis Daniels
at Arkansas	01-09-16	68-82	21-Craig Sword	8-Craig Sword	7-I.J. Ready	2-Q. Weatherspoon	1-Fred Thomas Aric Holman Q. Weatherspoon
at Kentucky	01-12-16	74-80	20-Craig Sword	6-Gavin Ware	4-Malik Newman	2-Q. Weatherspoon	None
TENNESSEE	01-16-16	75-80	23-Q. Weatherspoon	10-Gavin Ware	6-I.J. Ready Craig Sword	2-Craig Sword Johnny Zuppardo	1-Fred Thomas Gavin Ware Craig Sword Q. Weatherspoon
at Florida	01-19-16	78-81	20-I.J. Ready	6-Craig Sword Q. Weatherspoon	4-Craig Sword	3-Craig Sword	3-Gavin Ware
OLE MISS	01-23-16	83-77	25-Malik Newman	8-Craig Sword	5-I.J. Ready Craig Sword	2-Q. Weatherspoon	2-Gavin Ware Craig Sword
at South Carolina	01-26-16	74-84	20-I.J. Ready	5-Craig Sword Q. Weatherspoon	7-I.J. Ready	3-Gavin Ware I.J. Ready	4-Craig Sword
at Mizzou	01-30-16	76-62	19-Malik Newman	14-Q. Weatherspoon	5-Craig Sword	2-Fred Thomas	2-Travis Daniels
ALABAMA	02-02-16	80-82	28-Gavin Ware	7-Craig Sword Travis Daniels	6-Craig Sword	2-I.J. Ready Gavin Ware Craig Sword	1-Travis Daniels Q. Weatherspoon Fred Thomas

2015-16 Mississippi State Basketball  
Mississippi State Game-by-Game Highs (as of Feb 06, 2016)  
All games



Opponent	Date	Score	Points	Rebounds	Assists	Steals	Blocked shots
at LSU	02-06-16	77-88	14-Gavin Ware	8-Q. Weatherspoon	5-Malik Newman	1-Q. Weatherspoon Malik Newman Craig Sword Travis Daniels	Johnny Zuppardo 1-Q. Weatherspoon Craig Sword Gavin Ware

**2015-16 Mississippi State Basketball**  
**Mississippi State Team Game-by-Game Comparison (as of Feb 06, 2016)**  
**All games**















Opponent	1st	2nd	Score	Mar	Total FG	FG Pct	3-Pointers	3FG Pct	Free Throws	FT Pct	Rebounds	Assist	T/Over	Block	Steal	Fouls
EASTERN WASHINGTON	48/51	58/37	106-88	+18	41-66/33-65	.621/.508	5-17/6-22	.294/.273	19-24/16-22	.792/.727	40/25 +15	14/9	13/11	7/0	4/8	21/20
SOUTHERN UNIVERSITY	40/45	32/31	72-76	(4)	23-60/29-62	.383/.468	11-31/6-14	.355/.429	15-23/12-20	.652/.600	44/34 +10	12/10	19/8	2/7	4/10	19/20
Miami	35/59	44/46	79-105	(26)	30-66/34-60	.455/.567	9-22/9-17	.409/.529	10-15/28-38	.667/.737	27/41 (14)	14/20	13/11	5/1	3/7	29/20
Texas Tech	32/41	40/33	72-74	(2)	27-61/26-60	.443/.433	8-27/4-18	.296/.222	10-14/18-23	.714/.783	37/36 +1	11/10	14/10	7/3	3/7	20/15
Missouri State	45/27	39/43	84-70	+14	35-59/24-56	.593/.429	5-18/5-17	.278/.294	9-13/17-23	.692/.739	28/33 (5)	20/12	10/14	2/3	7/4	19/16
UT MARTIN	36/29	40/22	76-51	+25	32-65/22-55	.492/.400	4-18/5-17	.222/.294	8-10/2-6	.800/.333	43/27 +16	17/9	10/12	4/4	9/6	14/15
TEXAS SOUTHERN	45/37	41/36	86-73	+13	35-67/28-61	.522/.459	9-27/6-17	.333/.353	7-7/11-21	1000/.524	29/41 (12)	17/15	7/14	10/2	5/3	17/8
UMKC	29/31	38/41	67-72	(5)	23-62/27-50	.371/.540	7-29/5-11	.241/.455	14-19/13-17	.737/.765	30/31 (1)	13/14	12/17	3/5	8/7	18/15
Florida State	28/37	38/53	66-90	(24)	24-62/30-63	.387/.476	6-24/4-20	.250/.200	12-16/26-36	.750/.722	32/46 (14)	5/12	15/13	1/2	4/7	26/17
TULANE	40/34	29/25	69-59	+10	21-55/25-61	.382/.410	7-18/4-24	.389/.167	20-26/5-11	.769/.455	39/39 -	13/11	9/9	1/3	5/6	12/21
Northern Colorado	49/34	44/35	93-69	+24	32-55/26-55	.582/.473	8-23/8-19	.348/.421	21-26/9-13	.808/.692	30/25 +5	21/8	12/18	5/2	12/6	18/20
N.C. CENTRAL	34/17	37/31	71-48	+23	28-54/17-72	.519/.236	6-21/5-30	.286/.167	9-13/9-13	.692/.692	38/48 (10)	18/8	11/13	5/0	8/5	15/13
TEXAS A&M	25/28	35/33	60-61	(1)	21-49/19-62	.429/.306	6-23/9-27	.261/.333	12-18/14-19	.667/.737	34/41 (7)	9/15	14/11	5/0	6/5	14/13
Arkansas	32/36	36/46	68-82	(14)	24-64/28-56	.375/.500	7-22/16-24	.318/.667	13-20/10-13	.650/.769	34/37 (3)	13/23	14/16	3/9	6/10	12/17
Kentucky	31/39	43/41	74-80	(6)	27-51/28-55	.529/.509	6-13/9-23	.462/.391	14-16/15-20	.875/.750	20/33 (13)	8/16	19/17	0/4	5/7	20/21
TENNESSEE	27/38	48/42	75-80	(5)	28-66/26-55	.424/.473	5-19/10-23	.263/.435	14-20/18-24	.700/.750	40/31 +9	18/11	9/8	4/6	6/0	23/21
Florida	42/37	36/44	78-81	(3)	30-67/26-58	.448/.448	6-21/9-21	.286/.429	12-17/20-33	.706/.606	33/45 (12)	14/13	8/15	4/2	11/4	25/13
OLE MISS	36/38	47/39	83-77	+6	28-54/24-63	.519/.381	12-24/10-20	.500/.500	15-17/19-23	.882/.826	31/36 (5)	16/13	15/10	5/2	4/9	18/15
South Carolina	34/43	40/41	74-84	(10)	23-61/26-58	.377/.448	11-24/5-15	.458/.333	17-23/27-41	.739/.659	26/51 (25)	11/13	12/18	12/7	10/6	32/25
Mizzou	37/20	39/42	76-62	+14	28-61/23-62	.459/.371	8-23/2-25	.348/.080	12-19/14-18	.632/.778	43/34 +9	13/11	13/10	6/3	5/8	17/15
ALABAMA	34/38	33/29	80-82	(2)	33-71/27-58	.465/.466	3-18/11-29	.167/.379	11-16/17-27	.688/.630	39/40 (1)	14/14	12/20	4/5	9/5	25/16
LSU	35/43	42/45	77-88	(11)	29-66/32-61	.439/.525	7-23/10-22	.304/.455	12-16/14-23	.750/.609	38/36 +2	12/25	10/8	3/3	4/6	19/14

Note: Game totals are displayed in the format TEAM/OPPONENT for each category



## 2015-16 MISSISSIPPI STATE PLAYER BREAKDOWN

1		<b>Fred Thomas</b> Jr   F   6-5   210   Jackson, MS	<b>MIN</b> 21.2	<b>PTS</b> 5.1	<b>RBS</b> 3.2	<b>AST</b> 0.9	<b>FG%</b> .380	<b>3FG%</b> .278	<b>FT%</b> .739	<b>Notes:</b> Started 5 of the 12 non-conference games and averaged 5.3 points, 3.6 rebounds. Season-high 13 points came against Northern Colorado. Also had 10 vs. Eastern Washington. Had 3 points in SEC opener vs. Texas A&M and then 6 at Arkansas. 8 points at Kentucky. 2 points, 5 rebounds vs. Tennessee. 3 points, 4 rebounds at Florida. 6 points, 4 rebounds, 2 assists vs. Ole Miss. 3 blocked shots at USC. 3 points, 4 rebounds, 2 assists and 2 steals at Missouri. 9 points, 2 rebounds vs. Alabama. SEC best 10 points, 6 rebounds at LSU. 7 points shy of becoming 36th MSU player to reach 1,000 for a career.
4		<b>Johnny Zuppardo</b> Sr   F   6-8   226   Bay St. Louis, MS	<b>MIN</b> 12.0	<b>PTS</b> 3.4	<b>RBS</b> 2.6	<b>STL</b> 0.5	<b>FG%</b> .414	<b>3FG%</b> .361	<b>FT%</b> .667	<b>Notes:</b> Played in all 12 non-conference, averaging 4.1 points, 3.3 boards. Season highs of rebounds (8) and points (8) came against Eastern Washington and Northern Colorado, respectively. Had 1 rebound in SEC opener vs. Texas A&M. 2 points, 3 boards at Arkansas. 3 points at Kentucky. 3 points, 5 rebounds, 2 steals vs. Tennessee. 5 points, 2 rebounds at Florida. 3 points vs. Ole Miss. 6 points at Mizzou. 4 points, 4 rebounds at LSU.
10		<b>Carter Holmes</b> So   G   6-0   185   Jackson, MS	<b>MIN</b> 1.5	<b>PTS</b> 0.0	<b>RBS</b> 0.0	<b>STL</b> 0.0	<b>FG%</b> .000	<b>3FG%</b> .000	<b>FT%</b> ---	<b>Notes:</b> A walk-on who has appeared in 4 games and logged 6 minutes. 0-2 shooting.
11		<b>Quindary Weatherspoon</b> Fr   G   6-4   202   Canton, MS	<b>MIN</b> 25.5	<b>PTS</b> 10.7	<b>RBS</b> 4.5	<b>AST</b> 1.3	<b>FG%</b> .464	<b>3FG%</b> .328	<b>FT%</b> .842	<b>Notes:</b> Started 2 of the 12 non-conference games, averaging 8.3 points and 3.0 boards. Earned SEC Freshman of the Week honors after having 16 points, 3 rebounds, 2 steals vs. UT Martin. 12 points, 5 rebounds, 2 assists, and 2 steals vs. Texas A&M in SEC opener. 5 points, 6 rebounds, 2 steals at Arkansas. 8 points, 2 steals at Kentucky. Career-high 23 points vs. Tennessee and 4 rebounds. 14 points, 6 rebounds, 3 assists, 2 steals at Florida. 18 points, 6 rebounds, 2 steals vs. Ole Miss. 19 points, 5 rebounds at USC. First double-double at Mizzou with 18 points, 14 boards. 8 points, 6 rebounds vs. Alabama. 12 points, 8 rebounds at LSU.
14		<b>Malik Newman</b> Fr   G   6-3   190   Jackson, MS	<b>MIN</b> 30.0	<b>PTS</b> 13.1	<b>RBS</b> 3.0	<b>AST</b> 2.3	<b>FG%</b> .404	<b>3FG%</b> .406	<b>FT%</b> .710	<b>Notes:</b> Missed opener due to turf toe. Started 9 of 11 non-conference games, averaging 13.3 points, 3.2 boards. Named SEC Freshman of the Week after 20 points vs. Northern Colorado. Scored in double-digits 9 times. 14 points, 3 rebounds and 2 assists in SEC opener vs. Texas A&M. 9 points, 3 rebounds at Arkansas. 14 points, 4 assists at Kentucky. 7 points and career-high 7 rebounds vs. Tennessee. 12 points, 3 rebounds, 2 assists at Florida. Career-high 25 points vs. Ole Miss with 7 3-pointers. 15 points at USC and made 5 treys. 19 points, 5 rebounds, 3 assists at Mizzou. Season-low 3 points vs. Alabama. 12 points, 5 assists at LSU.
15		<b>I.J. Ready</b> Jr   G   5-11   170   North Little Rock, AR	<b>MIN</b> 29.7	<b>PTS</b> 10.1	<b>RBS</b> 2.8	<b>AST</b> 4.3	<b>FG%</b> .424	<b>3FG%</b> .296	<b>FT%</b> .878	<b>Notes:</b> Started 10 of 12 non-conference games and averaged 10.6 points, 4.6 assists. Career-high 25 points came against Eastern Washington. First-career double-double came against Missouri State (13 pts., 11 asst.). Also had 11 assists vs. Northern Colorado. Scored double-digits six times. 7 points and 2 assists vs. Texas A&M in SEC opener. 7 points, 7 assists at Arkansas. 7 points, 2 assists at Kentucky. 9 points, 6 assists vs. Tennessee. 20 points, 4 rebounds, 2 assists at Florida. 7 points, 5 assists vs. Ole Miss. 20 points, 7 assists at USC. Season-high 7 rebounds at Mizzou. 9 points, 4 rebounds, 2 steals vs. Alabama. MSU LSU game with back spasms.
20		<b>Gavin Ware</b> Sr   F   6-9   260   Starkville, MS	<b>MIN</b> 28.1	<b>PTS</b> 16.2	<b>RBS</b> 7.1	<b>BLK</b> 1.2	<b>FG%</b> .625	<b>3FG%</b> ---	<b>FT%</b> .745	<b>Notes:</b> Started 11 of 12 non-conference games and averaged 17.7 points, 7.8 boards. Career-best 26 vs. Eastern Washington to go with 13 rebounds en route to SEC Player of the Week honors. 15 points, 13 rebounds vs. Texas A&M in SEC opener. 14 points, 5 rebounds at Arkansas. 11 points, 6 rebounds at Kentucky. Fifth double-double of year (17th career) with 21 points, 10 rebounds vs. Tennessee. 5 points, 3 blocks, 2 steals, 1 rebound at Florida. 14 points, 6 rebounds, 2 blocks vs. Ole Miss. 6 points, 4 rebounds at USC. Career-high 28 points vs. Alabama. 14 points, 5 rebounds at LSU.
21		<b>Reggie Patterson</b> Jr   G   6-4   158   Baldwin, MS	<b>MIN</b> 1.8	<b>PTS</b> 0.5	<b>RBS</b> 0.0	<b>AST</b> 0.0	<b>FG%</b> .250	<b>3FG%</b> .000	<b>FT%</b> 1.000	<b>Notes:</b> A former manager turned walk-on who has appeared in 6 games and logged 11 minutes. Scored first-career points vs. Northern Colorado, totaling 3 on 1-2 shooting with a free throw. 1-4 shooting on the year. Saw first SEC action at LSU and logged 2 minutes.
23		<b>Travis Daniels</b> Sr   G   6-7   225   Tuscaloosa, AL	<b>MIN</b> 23.1	<b>PTS</b> 6.6	<b>RBS</b> 4.1	<b>AST</b> 0.9	<b>FG%</b> .500	<b>3FG%</b> .395	<b>FT%</b> .727	<b>Notes:</b> Started 11 non-conference games, missing Florida State due to concussion. Averaged 8 points, 5 boards. Season-high 18 came against Texas Southern, while season-best 10 boards came against Southern. Also had 16 points vs. Eastern Washington. 2 points, 6 rebounds and a steal vs. Texas A&M in SEC opener. 4 points, 2 rebounds at Arkansas. 3 points at Kentucky and 2 vs. Tennessee off the bench. 1 assist at Florida. DNP vs. Ole Miss. 1 point, 4 rebounds at USC. SEC high this year with 13 points at Mizzou. 11 points, 7 rebounds vs. Alabama. 7 points, 4 rebounds at LSU.
24		<b>Jett Jobe</b> Fr   G   6-4   181   Tuttle, OK	<b>MIN</b> 2.2	<b>PTS</b> 0.0	<b>RBS</b> 0.4	<b>AST</b> 0.2	<b>FG%</b> .000	<b>3FG%</b> ---	<b>FT%</b> ---	<b>Notes:</b> Notes: A walk-on who has appeared in 5 games and logged 11 minutes. 0-1 shooting with 2 rebounds and an assist.
32		<b>Craig Sword</b> Sr   G   6-3   197   Montgomery, AL	<b>MIN</b> 28.8	<b>PTS</b> 12.5	<b>RBS</b> 3.9	<b>AST</b> 3.0	<b>FG%</b> .458	<b>3FG%</b> .197	<b>FT%</b> .670	<b>Notes:</b> Started all 12 non-conference games, averaging 12.1 points, 3.0 rebounds. Scored in double-digits seven times. Had 20 points vs. Miami and Florida State. Career-best 4 blocks vs. Southern. Season-high 5 assists vs. UMKC. 7 points, 3 assists, 2 steals vs. Texas A&M in SEC opener. 21 points, 8 rebounds at Arkansas. 8 points, 2 steals and season-high 6 assists vs. Tennessee. 17 points, 6 rebounds, 4 assists, 3 steals at Florida. 10 points, 5 rebounds, 5 assists, 2 blocks vs. Ole Miss. 10 points, 5 rebounds, 4 blocked shots at USC. 15 points, 5 rebounds, 5 assists at Mizzou. 10 points, 6 assists, 7 rebounds vs. Alabama. 12 points, 3 rebounds at LSU.
35		<b>Aric Holman</b> Fr   F   6-10   212   Owensboro, KY	<b>MIN</b> 8.9	<b>PTS</b> 1.6	<b>RBS</b> 1.8	<b>BLK</b> 0.5	<b>FG%</b> .346	<b>3FG%</b> .111	<b>FT%</b> .000	<b>Notes:</b> Out all of preseason and the first 10 games due to a knee injury. Saw first action first against Northern Colorado and totaled 2 points and 2 rebounds. 2 points, 2 boards, 2 assists and a block vs. N.C. Central. In SEC opener vs. Texas A&M, had 1 block. 2 rebounds, 1 block at Arkansas. Played 1 minute at Kentucky and 5 vs. Tennessee. 2 points, 5 rebounds at Florida. 2 rebounds vs. Ole Miss. 3 points, 2 rebounds at USC. Drew first-career start at Mizzou and had 2 points, 3 rebounds. 2 points, 1 rebound vs. Alabama. Career-high 6 points at LSU.