



Mississippi State Bulldogs (14-9, 5-6)

vs.

No. 16 South Carolina Gamecocks (19-5, 9-2)

Basketball Media Relations

55 Bailey Howell Drive, Mississippi State, MS 39762

GREGG ELLIS, Primary Contact

(W) 662.325.3595 | (C) 662.322.0145 | gellis@athletics.msstate.edu

Twitter: @msusportsgregg & @HailStateMBK | www.hailstate.com

MORGAN MACGUIRE, Secondary Contact

(C) 719.660.2039 | mmacguire@athletics.msstate.edu

Twitter: @morgsmac

SERIES INFORMATION

Series: 19-12, Mississippi State

Home: 10-3, Mississippi State

Away: 7-7

Neutral: 2-2

Last Meeting: Mississippi State, 68-58 (2-27-16)

Mississippi State Coach: Ben Howland

MSU Record: 28-26, 2nd year

Career Record: 429-232, 21st year

vs. South Carolina: 1-1

South Carolina Coach: Frank Martin

South Carolina Record: 89-68, 5th year

Career Record: 206-122, 10th



GAME INFORMATION

When: Saturday, Feb. 11, 2017

Time: 7 p.m. CT

Location: Starkville, Miss.

Arena: Humphrey Coliseum

TV: ESPN2

PxP: Beth Mowins

Analyst: Dalen Cuff

Sideline: N/A

MSU Radio Network:

PxP: Jim Ellis

Analyst: Richard Williams

Sirius/XM: 134/191

Projected Starting 5



1 Lamar Peters

6-0 | 185 | Fr. | G

New Orleans, LA

PPG: _____ 12.4

APG: _____ 3.4

FG%: _____ 43.4

FT%: _____ 80.0



4 Mario Kegler

6-7 | 230 | Fr. | G

Jackson, MS

PPG: _____ 10.1

RPG: _____ 5.6

FG%: _____ 42.9

FT%: _____ 61.1



11 Quindary Weatherspoon

6-4 | 205 | So. | G

Canton, MS

PPG: _____ 17.3

RPG: _____ 5.0

FG%: _____ 46.3

FT%: _____ 76.9



34 Schnider Herard

6-10 | 250 | Fr. | F

Port-au-Prince Haiti

PPG: _____ 5.5

RPG: _____ 5.7

FG%: _____ 56.8

FT%: _____ 50.6



35 Aric Holman

6-10 | 222 | So. | F

Owensboro, KY

PPG: _____ 8.8

RPG: _____ 6.3

FG%: _____ 49.7

FT%: _____ 66.1

WHAT TO NOTE AS MSU PLAYS SOUTH CAROLINA . . .

- South Carolina is one of three SEC teams MSU has a winning record against, with Missouri and Ole Miss being the other two teams.
- The Bulldogs have won six out of the last 10 in this series, while the Gamecocks having won four out of the last six.
- Mississippi State is looking to snap a 15-game losing streak to ranked teams. The Bulldogs' last win against a ranked foe was Arizona on Nov. 18, 2011.
- Against Auburn, MSU lost for the first time in eight games when **Quindary Weatherspoon** scores 20-plus points. He had 25.
- **Mario Kegler** is 7-9 from 3-point range his last two games.
- Also against Auburn, the Bulldogs lost for just the second time in 13 games this year when shooting 45 percent or better from the floor (Kentucky).
- The 92 points at Auburn were the most in a loss since losing 101-96 to UMass in 2012.
- MSU seeks its 15th win this season, the most since having 21 in 2012.
- KenPom.com has MSU as the least experienced team of all 351 DI programs.
- The Bulldogs' 64 second-half points at Auburn were the most in any frame this year.
- **Tyson Carter** leads all SEC freshmen in free throw shooting percentage with at least 25 attempts at .893 (25-28).
- Sophomore guard **Quindary Weatherspoon** is fourth in the SEC with his 17.3 scoring clip. MSU hasn't had a player average 18-plus since Darryl Wilson in 1996 (18.0).
- Five times this season, MSU has rallied from deficits of 10-plus points to win.
- Mississippi State has two players with 10-plus, 30-minute games this year — **Quindary Weatherspoon** (16) and **I.J. Ready** (11).
- **Lamar Peters** is averaging 12.4 points, the sixth-best average by a freshman in school history.
- **Aric Holman's** 51 blocked shots are the third-most in the SEC and the most by an MSU player since Jarvis Varnado had 170 in 2010.

2016-17 MISSISSIPPI STATE SCHEDULE/RESULTS

NOVEMBER

11	NORFOLK STATE (SECN+)	W, 78-74
	<i>CHARLESTON CLASSIC</i>	
17	vs. Central Florida (ESPN2)	L, 86-61
18	vs. Boise State (ESPN3)	W, 80-68
20	vs. UTEP (ESPN3)	W, 61-54
25	LEHIGH (SECN+)	L, 87-73
28	NORTHWESTERN STATE (SECN)	W, 65-59

DECEMBER

1	OREGON STATE (ESPNU)	W, 74-57
4	GEORGIA STATE (SECN+)	W, 82-60
14	ETSU (SECN)	L, 67-65
19	Southern Miss (ESPNU) ^	W, 86-44
22	MOREHEAD STATE (SECN)	W, 85-76
29	UMKC (SECN+)	W, 77-54

JANUARY

3	ALABAMA (SECN)	L, 68-58
7	at LSU (SECN)	W, 95-78
10	at Arkansas (SECN)	W, 84-78
14	TEXAS A&M (CBS)	W, 67-59
17	KENTUCKY (ESPN)	L, 87-81
21	at Tennessee (SECN)	L, 91-74
25	MISSOURI (SECN)	W, 89-74
28	at Alabama (SECN)	L, 71-62
31	at Ole Miss (SECN)	L, 88-61

FEBRUARY

4	TENNESSEE (SECN)	W, 64-59
7	at Auburn (ESPNU)	L, 98-92
11	SOUTH CAROLINA (ESPN2)	7 p.m.
14	at Georgia (ESPNU)	8 p.m.

18	FLORIDA (ESPN)	1 p.m.
21	OLE MISS (ESPN2)	8 p.m.
25	at Vanderbilt (ESPNU)	3 p.m.
28	at South Carolina (ESPNU)	6 p.m.

MARCH

4	LSU (SECN)	5 p.m.
	<i>2017 SEC Tournament</i>	
8-12	SEC Tournament (SECN, ESPNU, ABC)	TBA

^ - Jackson, Miss (Mississippi Coliseum)

! - Nashville (Bridgestone Arena)

2016-17 MISSISSIPPI STATE NUMERICAL ROSTER

No.	Name	Pos.	Ht.	Wt.	Yr.	Exp.	Hometown
1	Lamar Peters	G	6-0	188	Fr.	HS	New Orleans, LA (Landry-Walker HS)
2	Eli Wright	G	6-4	203	Fr.	HS	Owensboro, KY (22 Feet Academy)
3	Xavian Stapleton	G	6-6	207	So.	TR	Flora, MS (Louisiana Tech)
4	Mario Kegler	G	6-7	220	Fr.	HS	Jackson, MS (Oak Hill Academy)
5	Joe Strugg	F	6-9	196	RFr.	HS	Montgomery, AL (G.W. Carver HS)
11	Quinnndary Weatherspoon	G	6-4	205	So.	1L	Canton, MS (Velma Jackson HS)
12	Drew Davis	G	5-10	172	Jr.	HS	Atlanta, GA (Ft. Walton Beach HS)
13	Nick Singleton	G	6-5	194	So.	TR	Decatur, GA (Kennesaw State)
15	I.J. Ready	G	5-11	166	Sr.	3L	Rixey, AR (Park View Magnet)
20	Miles Washington	C	6-7	202	Fr.	HS	New Albany, MS (New Albany HS)
23	Tyson Carter	G	6-4	167	Fr.	HS	Starkville, MS (Starkville HS)
34	Schnider Herard	F	6-10	250	Fr.	HS	Port-au-Prince (Prestonwood Christian)
35	Aric Holman	F	6-10	222	So.	1L	Owensboro, KY (Owensboro HS)
45	E.J. Datcher	C	6-9	240	Fr.	HS	Harpersville, AL (Vincent HS)

Head Coach:	Ben Howland (Weber State, 1979; 2nd year)
Assistant Coaches:	George Brooks (Mississippi State, 1997; 7th year) Korey McCray (Mercer, 2001; 2nd year) Ernie Zeigler (Cleary College, 1994; 2nd year)
Director of Basketball Operations:	Michael Moynihan
Director of Basketball Performance:	David Deets
Graduate Assistant Coaches:	Alfred Aboya Bo Rodriguez Jalen Courtney
VIDEO:	
TRAINER:	Ryan Dotson

2016-17 A-Z Roster

No.	Name	Yr.
32	Carter, Tyson	Fr.
45	Datcher, EJ	Fr.
12	Davis, Drew	Jr.
34	Herard, Schnider	Fr.
35	Holman, Aric	So.
4	Kegler, Mario	Fr.
1	Peters, Lamar	Fr.
15	Ready, I.J.	Sr.
13	Singleton, Nick	So.
3	Stapleton, Xavian	R-So.
5	Strugg, Joe	R-Fr.
20	Washington, Miles	Fr.
11	Weatherspoon, Quinnndary	So.
2	Wright, Eli	Fr.

By State/Country

Alabama (2)		
45	Datcher, EJ	Fr.
5	Strugg, Joe	R-Fr.
Arkansas (1)		
15	Ready, I.J.	Sr.
Georgia (2)		
12	Davis, Drew	Jr.
13	Singleton, Nick	So.
Kentucky (2)		
35	Holman, Aric	So.
2	Wright, Eli	Fr.
Louisiana (1)		
1	Peters, Lamar	Fr.
Mississippi (5)		
23	Carter, Tyson	Fr.
4	Kegler, Mario	Fr.
3	Stapleton, Xavian	R-So.
20	Washington, Miles	Fr.
11	Weatherspoon, Quinnndary	So.
Haiti (1)		
34	Herard, Schnider	Fr.

PRONUCIATION GUIDE

ARIC HOLEMAN: ERIC
 QUINNNDARY WEATHERSPOON: QUINN-DARE-EE
 XAVIAN STAPLETON: ZAY-VEE-AWN
 SCHNIDER HERARD: SCHNI-DER HER-RARD

GENERAL INFORMATION

Location: Starkville, MS
 Founded: February 28, 1878
 Enrollment: 21,622
 Conference: SEC
 Nickname: Bulldogs
 Colors: Maroon & White
 Arena: Humphrey Coliseum (10,500)
 President: Dr. Mark E. Keenum
 Athletics Director: John Cohen
 Web Site: www.hailstate.com
 Twitter: @HailStateMBK
 Hashtag: #HailState

BASKETBALL HISTORY

First Year of Basketball: 1908-09
 All-Time Record: 1,375-1,168/105 years
 All-Time SEC Record: 576-755
 Total Number of Head Coaches: 20
 Humphrey Coliseum Record: 427-175
 20-Win Seasons: 17
 NCAA Tournament Appearances: 10 (11-10)
 NCAA Tournament Final Fours: 1 (1996)
 NIT Appearances: 8 (7-8)
 NIT Final Fours: 1 (2007)
 SEC Championships: 6
 (2004, 1991, 1963, 1962, 1961, 1959)
 SEC Tournament Championships: 3
 (2009, 2002 and 1996)
 SEC Tournament Record: 29-53
 SEC Western Division Titles: 7
 (2010, 2008, 2007, 2004, 2003, 1996, 1995)

TEAM INFORMATION

2015-16 Overall Record 14-17
 2015-16 SEC Record 7-11, 11th
 National Ranking: n/a
 Starters Returning/Lost: 2/3
 Letterwinners Returning/Lost: 3/10
 Newcomers: 12
 Roster (Sr./Jr./So./Fr.): (1/1/4/9)

MEDIA INFORMATION

Credentials

■Media members may obtain both season credentials and game-by-game passes by contacting Gregg Ellis at 662-325-3595.

SEC Teleconference


■The SEC Teleconference is coordinated through the SEC media relations office. To participate, contact Craig Pinkerton of the SEC at 205-458-3038. Ben Howland is scheduled for 11:17 a.m. CT.



Media On Twitter

Will Sammon, Clarion Ledger
 @WillSammon
 David Brandt, Associated Press
 @davidbrandtAP
 Bob Carskadon, HailState Beat
 @bobcarskadon
 Joel Coleman, Starkville Daily News
 @JoelTColeman
 Robbie Faulk, 24/7 Sports
 @robbiefaulk247
 Paul Jones, 24/7 Sports
 @PJ247Sports
 Logan Lowery, Daily Journal
 @loganlowery
 David Murray, Dawgs' Bite
 @DawgsBiteMag
 Danny P. Smith, Starkville Daily News
 @sdndannyp
 Gene Swindoll, Gene's Page
 @GeneSwindoll
 Brett Hudson, Commercial Dispatch
 @Brett_Hudson
 Steve Robertson, Commercial Dispatch
 @ScoutSteveR

MISSISSIPPI STATE TV/RADIO ROSTER



1 Lamar Peters
FR | G | 6-0 | 188
New Orleans, LA



2 Eli Wright
FR | G | 6-4 | 203
Owensboro, KY



3 Xavian Stapleton
SO | G | 6-6 | 207
Flora, MS



4 Mario Kegler
FR | G | 6-7 | 220
Jackson, MS



5 Joe Strugg
FR | F | 6-9 | 196
Montgomery, AL



11 Quindary Weatherspoon
SO | G | 6-4 | 205
Canton, MS



12 Drew Davis
JR | G | 5-10 | 172
Atlanta, GA



13 Nick Singleton
SO | G | 6-5 | 194
Decatur, GA



15 I.J. Ready
SR | G | 5-11 | 166
Rixey, AR



20 Miles Washington
FR | C | 6-7 | 202
New Albany, MS



23 Tyson Carter
FR | G | 6-4 | 167
Starkville, MS



34 Schnider Herard
FR | F | 6-10 | 250
Port-Au-Prince, Haiti



35 Aric Holman
SO | F | 6-10 | 222
Owensboro, KY



45 E.J. Datcher
FR | C | 6-9 | 240
Harpersville, AL



Ben Howland
Head Coach
2nd Year



George Brooks
Assistant Coach
7th Year



Corey McCray
Assistant Coach
2nd Year



Ernie Zeigler
Assistant Coach
2nd Year





Michael Moynihan
Director of Operations
1st Year



Jalen Courtney
Video Director
1st Year

TALE OF THE TAPE

	74.5	71.2	45.1	36.6	68.7	35.4	-1.7	12.3	12.7	+1.1	1.0	7.3	4.2
	Points	Opp Points	FG%	3FG%	FT%	RB	RBM	ASST	TO	TM	AST-TO Ratio	STL	BL
	73.2	62.7	41.6	35.5	69.3	37.6	+1.8	13.1	13.5	+4.0	1.0	8.3	4.3

Leaders	Scoring	Rebounds	Assists	Steals	Blocks
MSU	Weatherspoon, 17.3	Holman, 6.3	Ready, 4.7	Weatherspoon, 1.8	Holman, 2.2
OPP	Thornwell, 20.4	Thornwell, 7.7	Thornwell, 2.9	Thornwell, 2.3	Silvia, 1.6

Last Time Out For South Carolina

- ✓ Lost in four overtimes to Alabama, 90-86.
- ✓ Trailed 32-16 at halftime.
- ✓ Sindarius Thornwell had 44 points.
- ✓ USC was 23-88 shooting, 5-31 beyond the arc.
- ✓ Bama won the battle of the boards, 62-52.
- ✓ Sindarius Thornwell had 21 rebounds.
- ✓ The Gamecocks forced 24 turnovers and had 14. They also had 7 assists and 11 steals.

Last Time Out For Mississippi State

- ✓ Lost at Auburn, 98-92.
- ✓ Quindary Weatherspoon scored a game-high 25 points, while Lamar Peters had 23.
- ✓ MSU forced 12 turnovers and had 13.
- ✓ AU won the battle of the boards, 38-33.
- ✓ Quindary Weatherspoon had 9 rebounds.
- ✓ MSU had 10 assists, 5 steals and 3 blocks.
- ✓ MSU was 27-59 shooting, 11-23 beyond the arc. Auburn was 32-62, 9-22.

South Carolina Series Breakdown

(MSU leads, 19-12)
Last MSU win: 68-58 (2015-16)
Last USC win: 84-74 (2015-16)
Current MSU win streak: 1
Biggest MSU win: 83-63 (1992-93)
Biggest USC win: 83-61 (2005-06)

at Starkville

(MSU leads, 10-3)
Last MSU win: 68-58 (2015-16)
Last USC win: 74-62 (2013-14)
Current USC win streak: 1
Biggest MSU win: 83-63 (1992-93)
Biggest USC win: 73-65 (1996-97)

VERSUS SOUTH CAROLINA

Player	G-GS	Mins	FGM-FGA	Pct	3GM-3GA	Pct	FTM-FTA	Pct	Rebs	Ast	TO	BS	Stl	Pts
Holman	2-0	15	3-6	.500	1-2	.500	0-0	.000	2-1.0	0	0	2	0	7-3.5
Ready	4-4	114	11-29	.379	5-11	.455	6-9	.667	7-1.8	20	8	0	8	33-8.3
Weatherspoon	2-2	63	12-30	.400	4-11	.364	5-7	.714	11-5.5	1	3	1	4	33-16.5

A LOOK AT THE SEC

2016-17 SEC Standings

	SEC	Overall
Florida	9-2 .818	19-5 .792
Kentucky	9-2 .818	19-5 .792
South Carolina	9-2 .818	19-5 .792
Alabama	7-4 .636	14-9 .609
Arkansas	6-5 .545	17-7 .708
Tennessee	6-5 .545	14-10 .583
Auburn	5-6 .455	16-8 .667
Ole Miss	5-6 .455	14-10 .583
Mississippi State	5-6 .455	14-9 .609
Texas A&M	5-6 .455	13-10 .565
Vanderbilt	5-6 .455	12-12 .500
Georgia	4-7 .364	13-11 .542
LSU	1-9 .091	9-14 .391
Missouri	1-9 .091	6-17 .261

As of February 11, 2017

Upcoming Games

February 11 (Saturday)
Texas A&M at Florida, 11 a.m.
Kentucky at Alabama, Noon
Vanderbilt at Missouri, 2:30 p.m.
Georgia at Tennessee, 3 p.m.
Auburn at Ole Miss, 5 p.m.
South Carolina at Mississippi State, 7 p.m.
Arkansas at LSU, 7:30 p.m.
February 14 (Tuesday)
Florida at Auburn, 6 p.m.
Tennessee at Kentucky, 6 p.m.
LSU at Ole Miss, 8 p.m.
Mississippi State at Georgia, 8 p.m.
February 15 (Wednesday)
Arkansas at South Carolina, 5:30 p.m.
Alabama at Missouri, 7:30 p.m.
February 16 (Thursday)
Texas A&M at Vanderbilt, 6 p.m.

Recent Scores

February 8
Tennessee 75, Ole Miss 66
Texas A&M 76, Missouri 73
February 7
Alabama 90, South Carolina 86 4ot
Florida 72, Georgia 60
Kentucky 92, LSU 85
Vanderbilt 72, Arkansas 59
Auburn 98, Mississippi State 92
February 4
South Carolina 77, Georgia 75
Ole Miss 81, Vanderbilt 74
Mississippi State 64, Tennessee 59
Missouri 83, Arkansas 78
Florida 88, Kentucky 66
Auburn 82, Alabama 77
Texas A&M 85, LSU 73

Humphrey Coliseum History**First Game:**..... Dec. 1, 1975; MSU 85, Indiana St. 82**Overall Record:**..... 427-175 (.7089)**Non-Conference Record:**..... 212-37 (.851)**SEC Record:**..... 215-138 (.609)**Humphrey Coliseum Yearly Records**

Year	Attn.	Avg.	Record (SEC)
1975-76	70,081	5,006	10-4 (5-4)
1976-77	76,232	5,082	11-4 (5-4)
1977-78	72,025	5,540	11-2 (8-1)
1978-79	99,906	7,136	11-3 (7-2)
1979-80	67,209	6,721	6-4 (5-4)
1980-81	48,214	4,018	6-6 (3-6)
1981-82	56,414	4,030	7-7 (3-6)
1982-83	68,416	5,263	11-2 (7-2)
1983-84	61,508	4,393	6-8 (3-6)
1984-85	89,370	6,384	11-3 (7-2)
1985-86	43,927	3,379	4-9 (3-6)
1986-87	40,715	2,908	7-7 (3-6)
1987-88	54,074	4,160	9-4 (5-4)
1988-89	74,344	5,719	9-4 (5-4)
1989-90	74,623	5,740	9-4 (5-4)
1990-91	102,072	7,852	12-1 (8-1)
1991-92	72,142	5,549	8-5 (4-4)
1992-93	61,172	4,706	10-3 (5-3)
1993-94	88,687	6,335	10-4 (5-3)
1994-95	80,681	6,723	11-1 (7-1)
1995-96	97,996	7,538	10-3 (6-2)
1996-97	74,275	5,305	10-4 (5-3)
1997-98	77,954	5,996	7-6 (2-6)
1998-99	70,257	5,018	12-2 (6-2)
1999-00	61,764	4,412	10-4 (4-4)
2000-01	77,654	4,568	13-4 (6-2)
2001-02	79,642	5,689	13-1 (7-1)
2002-03	98,312	7,022	12-2 (7-1)
2003-04	111,940	7,996	12-2 (6-2)
2004-05	103,031	7,925	11-2 (6-2)
2005-06	90,875	5,680	11-5 (5-3)
2006-07	123,736	6,512	16-3 (6-2)
2007-08	106,672	7,111	12-3 (7-1)
2008-09	157,111	8,728	13-5 (5-3)
2009-10	116,919	6,878	13-4 (6-2)
2010-11	97,069	5,710	12-5 (5-3)
2011-12	152,363	8,019	15-4 (6-2)
2012-13	94,092	6,721	7-7 (3-6)
2013-14	123,743	6,875	11-7 (3-6)
2014-15	106,946	6,291	9-8 (3-6)
2015-16	99,338	6,623	10-5 (5-4)
2016-17	94,129	7,241	9-4 (3-2)

Opponent	vs. SEC Opponents				Str.
	GP	W	L	PCT.	
Alabama	41	22	19	.537	L4
Arkansas	24	18	6	.750	W1
Auburn	40	28	12	.700	W6
Florida	28	14	14	.500	L2
Georgia	30	18	12	.600	L4
Kentucky	30	9	21	.300	L5
LSU	29	24	15	.615	W1
Missouri	4	3	1	.750	W2
Ole Miss	41	33	8	.805	W1
S. Carolina	13	10	3	.769	W1
Tennessee	31	15	16	.484	L3
Texas A&M	4	2	2	.500	W1
Vanderbilt	29	20	9	.690	W2

MSU KNOWS HOW TO WIN GAMES AT 'THE HUMP'

Over the course of the last decade, Mississippi State's Humphrey Coliseum has become a difficult venue for opposing teams. Last year, MSU was 10-5, including a 5-1 mark against non-conference foes. This year, MSU is 9-4.

The Bulldogs have compiled a 42-season composite record of 427-175 (.709) at "The Hump" since Mississippi State's basketball facility opened prior to the 1975-76 campaign.

TRACKING MSU'S HOME SUCCESS UNDER BEN HOWLAND

Season	Overall		SEC		Non-SEC	
	Record	Win %	Record	Win %	Record	Win %
2015-16	10-5	.667	5-4	.556	5-1	.833
2016-17	9-4	.692	3-2	.600	6-2	.750
Totals	19-9	.679	8-6	.571	11-3	.786

A LOOK AT THE HISTORY OF HUMPHREY COLISEUM**LARGEST CROWDS
AT THE HUMP**

Crowd	Opponent	Date
10,788	Kentucky	2-16-10
10,735	Ole Miss	2-7-04
10,645	Ole Miss	2-23-02
10,541	Florida	1-7-03
10,458	Auburn	3-2-04
10,437	Alabama	2-21-04
10,432	Alabama	3-5-05
10,432	Kentucky	1-13-04
10,429	Ole Miss	2-15-03
10,421	Ole Miss	1-26-08
10,412	Ole Miss	1-13-09
10,364	Ole Miss	2-9-12
10,338	Florida	1-24-07
10,315	Kentucky	1-9-96

**INDIVIDUAL MSU
RECORDS AT THE HUMP**

Most Points Scored
40, Rickey Brown (Auburn, 3-7-77)

Most Rebounds
24, Wiley Peck (Alabama, 1-27-79)

Most Assists
15, Al Perry (Vanderbilt, 1-29-77)

**TEAM MSU
RECORDS AT THE HUMP**

Most Points Scored
123, Troy State (12-5-95)

Most Rebounds
75, Mississippi Valley St. (11-21-00)

Most Consecutive Wins
14, 1-22-03 to 1-10-04



CHARTING I.J. Ready

S | G | 5-11
Rixey, AR

MSU Career Assists Chart

1. Dee Bost.....	633
2. Derrick Zimmerman.....	514
3. Al Perry.....	510
4. Jamont Gordon.....	484
5. Chuck Evans.....	454
6. Doug Hartsfield.....	413
7. I.J. Ready.....	368
8. Jack Bouldin.....	357
9. Detrick White.....	351
10. Butch Pierre.....	342

MSU Career Steals Chart

1. Ray White.....	217
2. Derrick Zimmerman.....	205
3. Dee Bost.....	193
4. Craig Sword.....	185
5. Chuck Evans.....	165
6. Barry Stewart.....	162
7. Timmy Bowers.....	161
8. Tony Watts.....	154
9. Winsome Frazier.....	147
10. I.J. Ready.....	143

SEC Season Rank

Assists.....	4
Steals.....	7
Assist/Turnover Ratio.....	T1

NCAA Season Rank

Assists.....	80
Steals.....	86
Assist/Turnover Ratio.....	29



CHARTING Lamar Peters

F | G | 6-0
New Orleans

Freshman 3FG Made

1. Barry Stewart.....	68
2. Malik Newman.....	61
3. Reginal Delk.....	59
4. Dee Bost.....	54
5. Lamar Peters.....	48
T6. Rodney Hood.....	47
T6. Ben Hansbrough.....	47
8. Q. Weatherspoon.....	43
9. Fred Thomas.....	41

SEC Season Rank

3-Point FG%.....	2
3-Point FGM.....	3

A CLOSER LOOK AT MSU

REBOUND TURNAROUND

■ Freshman Mario Kegler had a career game against the Tennessee.

He totaled a career-best 17 points and tied his career-high with 9 rebounds.

He also surpassed 200 points for a career against the Vols.

THE COMEBACK

■ Against Tennessee, MSU overcame a 19-point deficit to post a 64-59 victory on Feb. 4.

It was the second-largest comeback in school history, behind the 20-point deficit the 2002 team fought back from against Kentucky (30-10, 6:37[1H]).

THE ODD WIN

■ Also against the Volunteers, MSU won for the first time this year in six games when having fewer assists.

In addition, MSU won for the first time since March of 2005 (Arkansas) when shooting worse than 35 percent from the floor.

REBOUND TURNAROUND

■ In the SEC opener at home against Alabama, the Bulldogs were out-rebounded 43-27, their largest deficit of the year.

However, when the two met for a second time on Jan. 28, MSU won the battle of the boards, 40-37.

MSU achieved the feat again against Tennessee. The Vols were +14 in the first meeting, while MSU was +10 on Saturday.

OFF THE SCHNIDE

■ After coming off the bench the first 12 games, freshman forward **Schnider Herard** has started all SEC games.

During that stretch, the Haiti native is averaging 8.2 points and 6.3 rebounds, while on the year he's averaging 5.5 points and 5.7 boards.

He scored a career-high 16 points against Texas A&M, while his career-high of 15 rebounds was Saturday against Tennessee.

2 WITH 20

■ In the 89-74 win against Missouri, both **Quinnndary Weatherspoon** (29) and **Lamar Peters** (23) totaled 20-plus points.

It was the first time to MSU players scored 20 or more points in the same game since Weatherspoon had 23 and Gavin Ware 21 against Tennessee on Jan. 16, 2016.

MIZZOU HIGH/LOW

■ Against Missouri, Mississippi State shot a season high 57.1 percent (32-56) from the floor. The previous high of .542 (32-59) was against Kentucky.

The Bulldogs also had a season-low 7 turnovers.

HARDCOURT ROBBERY

■ Four times this year, MSU has collected 11 or more steals.

Against Oregon State, the Bulldogs were credited with 17 steals, the most since also having 17 against Florida Atlantic on 11-13-12.

The Bulldogs are fifth in the SEC with their 7.3 average, 60th nationally.

Individually, **Quinnndary Weatherspoon** is sixth in the SEC with his 1.8 steals, while **I.J. Ready** is seventh at 1.8.

Q ECLIPSES 700

■ After surpassing 500-career points against Southern Miss back in December, **Quinnndary Weatherspoon** reached 600 after scoring 25 points in the win at Arkansas.

Then at Ole Miss Tuesday, he surpassed 700. In 52 games he has 735 points.

LEAST EXPERIENCED

■ MSU is currently the least-experienced team in the country (351 total), with an average of .69.

1. Mississippi State (.69)
2. Illinois Chicago (.71)
3. Bradley (.76)
4. Oregon State (.81)
5. Washington (.85)

HOLMAN'S BLOCK PARTY

■ Against Norfolk State in the season opener, sophomore forward **Aric Holman** totaled 5 blocked shots before having 5 against Northwestern State on Nov. 28.

That was the most by an MSU player since Gavin Ware also had 5 at Loyola-Chicago on 12-5-12.

On the year, he currently has 51, the third most in the SEC.

20 X 2

■ After totaling a career-high 27 points against Morehead State, **Quinnndary Weatherspoon** poured in 25 against UMKC.

The last MSU player who totaled 20-plus points in back-to-back games was Craig Sword last year — 20 versus Kentucky, 21 at Arkansas.

Sword is also the last player to do it in three-straight games.

Weatherspoon has eclipsed the 20-point mark seven times this year, all MSU wins.

.500 x 2, x 2

■ On Dec. 22, both Mississippi State and Morehead State shot 50 percent from the floor in the Bulldogs' 85-76 victory.

MSU was .534, while the Eagles were .500.

And then against No. 5 Kentucky, it happened again when MSU shot .542 and Kentucky .508

Prior to this season, the last time both MSU and its opponent shot 50 percent was last January at Kentucky (.529/.509).

SEEING DOUBLE

■ **Aric Holman** and **Schnider Herard** have recorded four of MSU's five double-doubles this year.

Holman's first came in the season opener against Norfolk State, where he had 11 points and 11 rebounds. Then at Arkansas, he totaled 13 points and 11 rebounds.

Both of Herard's came against Tennessee with 14 points and 11 rebounds in Knoxville and then 12 points and 15 rebounds on Feb. 4.

In that same game, **Xavian Stapelton** had his first with 14 points and 11 rebounds, both career highs.

SOLID FIRST HALF AT LSU

■ At LSU, the Bulldogs had their best first half of the year, scoring 52 points, surpassing the 45 totaled against Oregon State, en route to a 95-78 win.

In the opening frame, MSU was 20-34 shooting, with a 7-12 mark from 3-point range.

HOLMAN'S HIGHS

■ Sophomore **Aric Holman** had a career game against UTEP in terms of scoring, totaling 18 points in the Bulldogs' 61-54 victory.

Holman has scored 10-plus points in 10 games, something he didn't do last year in 21 outings.

LONG-RANGE SUCCESS

■ Nine times this year, Mississippi State has made 11 or more 3-pointers and is 8-0 in those games.

The school record of 17 came in Jackson against Southern Miss on Dec. 19.

MSU has three players with 25 or made 3-pointers. **Lamar Peters** leads the way with 48, followed by **Quinnndary Weatherspoon** with 42. **Tyson Carter** has 28.

Peters is third in the SEC with his 2.3 average, while Weatherspoon is tied for seventh at 2.0.

As a team, Mississippi State is third in the league at 8.0.

FORCING TURNOVERS

■ On the year, MSU has forced 318 turnovers to rank 8th in the SEC in turnover margin (+1.1).

The high mark this season was 22 against Texas A&M, which MSU converted into 21 points.

2016-17 MISSISSIPPI STATE NOTES



WHEN Q SCORES 20-PLUS

■ When **Quinnndary Weatherspoon** scores 20 or more points, Mississippi State benefits.

Eight times this season he has reached that mark. The Bulldogs are 7-1 in those games.

Opponent	Date	Points	Result
Norfolk State	11-11-16	22	W, 78-74
Boise State	11-18-16	25	W, 80-68
Oregon State	12-01-16	21	W, 74-57
Morehead State	12-22-16	27	W, 85-76
UMKC	12-29-16	25	W, 77-54
Arkansas	01-10-17	25	W, 84-78
Missouri	01-25-17	29	W, 89-74
Auburn	02-07-17	25	L, 98-82

Q POW

■ On Jan. 16, **Quinnndary Weatherspoon** was tabbed the SEC's player of the week after scoring 25 points at Arkansas and 13 versus Kentucky.

Last year, he earned freshman of the week honors twice.

35 STRAIGHT POINTS

■ Against Southern Miss in an 86-44 win, Mississippi State did something no other team in school history during the modern era has achieved — score 35-straight points.

Up 41-29 in the second half, MSU pulled ahead 76-29 before the Golden Eagles scored again. It was the largest margin of victory since beating New Orleans by 51 (97-46) on 1-3-13.

DEFENSIVE EFFORT

■ Mississippi State held Southern Miss to a season-low 44 points.

It was the fewest points the Bulldogs have allowed since Mississippi Valley State managed just 45 on Dec. 28, 2009.

The Golden Eagles totaled just 19 second-half points, also the fewest MSU has yielded this season.

THE RALLY CAPS

■ Mississippi State doesn't know the word quit.

In five games this season, the Bulldogs have rallied from deficits of 10 or more points to win.

The wins include UTEP (11-point deficit), Northwestern State (10), Morehead State (10), Texas A&M (10) and Tennessee (19).

MIZZOU SUCCESS

■ Mississippi State has now defeated Missouri a series-best four times in a row to give it a 5-4 advantage.

The Tigers, Ole Miss and South Carolina are the three SEC teams MSU has a winning record against.

UNUSUAL LOSSES

■ Against Kentucky, MSU lost for the first time in 11 games this year when shooting 45 percent or better from the floor.

It happened again at Auburn, when MSU was 27-59 (.485) after going 32-59 (.542) vs. Kentucky.

ANOTHER 20 FOR PETERS

■ At Auburn, freshman guard **Lamar Peters** totaled 23 points, marking the fourth time he's totaled 20-plus points.

Among all SEC freshman, he's seventh in scoring at 12.4.

PRESEASON ALL-SEC & POLL

■ In the preseason polls voted on by the coaches, sophomore guard **Quinnndary Weatherspoon** was tabbed first-team All-SEC. Last March, he earned SEC All-Freshman honors.

The Canton, Miss., native was also a second-team selection by the media.

As a team, the Bulldogs were picked to finish 10th under second-year coach **Ben Howland**.

Preseason Poll

1. Kentucky	8. South Carolina
2. Florida	9. Ole Miss
3. Texas A&M	10. Mississippi State
4. Georgia	11. Auburn
5. Arkansas	12. LSU
6. Vanderbilt	13. Tennessee
7. Alabama	14. Missouri

LIKE FATHER, LIKE SON

■ In the season-opener against Norfolk State, freshman guard **Tyson Carter** drew the start.

28 years ago, his father, Greg, drew a start on opening day against Christian Brothers as a freshman.

While Tyson poured in 17 points on 6-of-8 shooting with five made 3-pointers, Greg was 5-6 with 10 points.

Tyson's 17 points were the most by a freshman on opening day since that same game his father played, when Chancellor Nichols also totaled 17.

100 AND COUNTING

■ It was only fitting that **I.J. Ready's** 100th-career game came in his home state of Arkansas.

The senior guard has started 77 of his 105 outings and has totaled 842 points and dished out 368 assists.

He needs just 158 points to become the 37th MSU player to reach 1,000 for a career.

LOW MARKS VS. ALABAMA

■ Mississippi State opened SEC play with a 68-58 setback to Alabama at Humphrey Coliseum.

The Bulldogs shot just 36.5 percent from the floor and had season lows in points (58), rebounds (26) and field goals made (19).

KENTUCKY BLUES

■ In the hard-fought setback to Kentucky, Mississippi State had season-highs in turnovers (19) and fouls (28).

UK's 24 fouls were the most for an MSU foe.

WALK-ON SUCCESS

■ Against Northwestern State, walk-on **Nick Sin-**

gleton came off the bench and provided a much-needed spark for the Bulldogs.

In 13 minutes, he totaled 5 points. He entered the game having played just two minutes.

He's appeared in six games and is averaging 0.8 points in 25 minutes of action.

Drew Davis scored his first-career points against Southern Miss, draining two 3-pointers to total 6 points in 5 minutes. He also dished out his first assist. He's appeared in five games and has logged 11 minutes.

Miles Washington has played in five games.

LARGEST SETBACK AT HOME

■ The 14-point loss to Lehigh on Nov. 25 was the largest non-conference home game since also losing by 14 to McNeese State on 12-30-14.

It was also the largest setback at the Hump with **Ben Howland** at the helm.

RELIVING THE 80s

■ Mississippi State has found great success on the road in SEC play early.

The Dogs are 2-3 with a 95-78 win at LSU, followed by an 84-78 win at Arkansas.

That marked the first time since 2014 MSU has scored 80-plus points in back-to-back conference games (82 at Auburn and 81 at LSU, both losses).

BULLDOGS SIGN 3

■ Mississippi State took advantage of the early signing period back in November and signed three players — two 4-stars and one 3-star — to give MSU its second Top 20 signing class in a row.

Joining MSU next season are guards Nick Weatherspoon (Velma Jackson) of Canton, Miss., and KeyShawn Feazell (Lawrence County) of Monticello, Miss., and forward Garrison Brooks (Auburn HS) of Lafayette, Ala.

Weatherspoon is the younger brother MSU sophomore standout **Quinnndary Weather-**
spoon, while Brooks is the son of MSU assistant coach, **George Brooks**.

Below are the national rankings . . .

Outlet	Rank
Scout	18
24/7	23
Rivals	23
ESPN	30

BROOKS NOTED FOR RECRUITING

■ In this year's Sporting News basketball publication, MSU assistant **George Brooks** was named the second best recruiter in the SEC.

Brooks, a 1996 MSU graduate, has been an assistant with the Bulldogs for seven years after serving as head coach at Meridian Community College.

He's been responsible for signing top talent such as **Quinnndary Weatherspoon**, **Mario Kegler** and **Garrison Brooks**.

50 AND COUNTING

■ Against Missouri, second-year coach Ben Howland coached in his 50th game at Mississippi State.

That game also marked his 25th SEC game since taking over the helm.

2016-17 MISSISSIPPI STATE NOTES



MSU GOES UNDEFEATED IN ITALY

■ This past August, Mississippi State spent a little more than two weeks traveling across all of Italy playing games, posting a perfect 4-0 ledger.

Quinnndary Weatherspoon averaged a team-high 23.3 points, followed by Tyson Carter at 20.5 and Eli Wright at 15.3.

Aric Holman was the top rebounder at 7.8 boards.

Scores

8/05/16 Lithuania NT, W 88-83 (ot)
8/08/16 Lithuania, W 93-85
8/10/16 Adriatic Sea, W 96-66
8/12/16 Kosovo, W 91-87 (ot)

HOWLAND GETS RIVALRIES

■ In his three power conference stops, Ben Howland has enjoyed great success against his respective school's biggest rival.

While at Pittsburgh, he was 5-4 against West Virginia. Then at UCLA, he was 14-9 against Southern Cal.

Aow at MSU, he's 1-2 against Ole Miss.

Overall, he's 20-15 in those rival games.

600 & COUNTING

■ The Jan. 17 game against Kentucky was the 600th in Humphrey Coliseum history, which dates to Dec. 1, 1975.

The Bulldogs are 426-175 in the building.

CBS SUCCESS

■ Make that two-straight on CBS.

Saturday at Humphrey Coliseum, the Bulldogs defeated Texas A&M 67-58 on CBS.

It was the second win in a row on the network, as MSU defeated Florida, 71-64, on Jan. 29, 2011.

WELCOMING NEW COMPETITION

■ The Bulldogs' first five games this season were against first-time foes.

Those newcomers were Norfolk State, Central Florida, Boise State, UTEP and Lehigh.

WRIGHT MOVE

■ Eli Wright earned his first-career and only start against Northwestern State and responded with 11 points on 4-of-5 shooting to go along with his 7 rebounds.

2-1 IN CHARLESTON

■ Mississippi State posted a 2-1 ledger in the Charleston Classic with wins against Boise State and UTEP.

The lone loss came against Central Florida.

MSU is now 92-81 all-time in regular-season tournaments.



STREAKS SNAPPED

■ Despite the thrilling come-from-behind 64-59 win against Tennessee on Saturday, Quinnndary Weatherspoon and Lamar Peters had one streak come to an end.

Both entered the contest having scored in double-digits eight games in a row.

TOUGH SHOWING IN OXFORD

■ The 88-61 loss to Ole Miss was the largest to the Rebels in series history.

It was also the third time this season the Bulldogs never led.

23 STRAIGHT

■ Although I.J. Ready has missed the last three-games with a lower leg injury, he has made 23-straight free throws.

His last miss came on Nov. 28, 2016, against Northwestern State.

ALL-TOURNAMENT

■ Quinnndary Weatherspoon earned All-Tournament honors at the Gildan Charleston Classic after scoring a career-high 25 points against Boise State.

He also totaled 19 points against Central Florida and 9 against UTEP.

MSU+TAMU=CLOSE GAMES

■ Mississippi State and Texas A&M have met just 10 times, seven coming in SEC action.

Of those meetings, eight have been decided by 9 points or less, including the last outing this past Saturday (67-59, 8).

In addition, four have been decided by four points or less.

A CLOSER LOOK AT SEC OPENERS


■ Mississippi State is now 45-39 all-time in SEC openers. At home, the Bulldogs are 30-19. On the road, they are 15-19. In neutral site affairs, MSU is 0-1.

MSU has played Auburn the most (21 games), while the Bulldogs have collected 10 wins against Auburn and LSU to lead the way.

The most losses have come against Auburn (11), while the only team MSU hasn't opened up with is Missouri.

This year, MSU opened with a 68-58 versus Alabama.

Team	Record
Alabama	2-5
Arkansas.....	3-1
Auburn.....	10-11
Florida.....	5-7
Georgia.....	1-1
Kentucky.....	2-3
LSU.....	10-1



Ole Miss.....	3-1
South Carolina.....	3-0
Tennessee.....	3-4
Texas A&M.....	0-1
Vanderbilt.....	3-3

JONES NAMED 2016 SEC LEGEND

■ Dontae' Jones has been named the 2017 SEC Legend.

Jones, a native of Nashville, Tenn., played for the Bulldogs in 1996 and led MSU to the SEC Tournament crown and MSU's first trip to the Final Four.

The All-SEC selection the overall 21st pick of the 1996 draft by the New York Knicks before being traded to the Boston Celtics.

He'll be recognized at the SEC Tournament next March in Nashville during halftime of the Bulldogs' first game.

All-Time MSU Legends

1999: Bailey Howell	2009: Tony Watts
2000: Jim Ashmore	2010: Kermit Davis
2001: W.D. Stroud	2011: Darryl Wilson
2002: Jeff Malone	2012: Chuck Evans
2003: Joe Dan Gold	2013: Horatio Webster
2004: Greg Carter	2014: Erick Dampier
2005: Jack Bouldin	2015: Doug Hutton
2006: Rickey Brown	2016: Mario Austin
2007: Richard Williams	2017: Dontae' Jones
2008: Wiley Peck	

MSU vs. RANKED FOES

■ Following the loss to No. 5 Kentucky back in January, MSU has now lost 15-straight games to ranked opponents and 17 out of the last 20.

Below is a closer look . . .

Date	Team	Score	Rank
01-17-17	Kentucky	L, 87-81	5
02-24-16	Texas A&M	L, 68-66	21
01-26-16	So. Carolina	L, 84-74	22
01-12-16	Kentucky	L, 80-74	13
01-06-16	Texas A&M	L, 61-60	21
02-25-15	Kentucky	L, 74-56	1
02-21-15	Arkansas	L, 65-61	17
01-20-14	Florida	L, 62-51	3
01-08-14	Kentucky	L, 85-63	14
02-09-13	Florida	L, 83-55	2
02-06-13	Ole Miss	L, 93-75	23
01-26-13	Florida	L, 82-47	7
11-19-12	No. Carolina	L, 95-49	11
02-21-12	Kentucky	L, 73-64	1
02-28-12	Florida	L, 69-57	13
11-18-11	Arizona	W, 67-57	15
11-17-11	Texas A&M	W, 69-60	18
02-29-11	Florida	W, 71-64	24
02-27-11	Vanderbilt	L, 81-74	19
03-14-10	Kentucky	L, 75-74 (ot)	2

2016-17 MISSISSIPPI STATE NOTES

LOTS OF ROAD POINTS

■ Mississippi State collected its first road win of the season with a 95-78 win at LSU, its most points in league play since totaling 91 at Auburn in 1994.

The 95 points were also the most in SEC action since pouring in 94 at home against LSU in 2009.

STREAKS SNAPPED

■ MSU entered SEC play having lost four straight at both LSU and Arkansas, dating back to 2011.

In a span of four days, both ended as the Bulldogs won at LSU (95-78) and at Arkansas (84-78). The two road wins have already matched last year's total.

50 AND COUNTING

■ Against Missouri, second-year coach Ben Howland coached in his 50th game at Mississippi State.

That game also marked his 25th SEC game since taking over the helm.

HOWLAND LOOKING TO JOIN ELITE CLUB

■ Ben Howland enters his second season at Mississippi State looking to achieve a feat only 12 coaches have ever done, and that's lead four different teams to the NCAA Tournament.

Howland has already guided Northern Arizona, Pittsburgh and UCLA to the Big Dance.

The first 12 coaches to do so are Lon Kruger, Steve Alford, John Beilein, Lefty Driesell, Cliff Ellis, Larry Eustachy, Jim Harrick, Fran McCaffery, Tom Penders, Tubby Smith, Rick Pitino and Eddie Sutton.

JUST ONE 3

■ Against Texas A&M, Mississippi State limited the Aggies to just one 3-pointer, which came late in the second half.

It was the fewest treys allowed since Arkansas had only one on Feb. 9, 2016, at the Hump.

BREAKDOWN OF GAMES IN JACKSON

■ Mississippi State is now 18-6 all-time at Mississippi Coliseum following the Dec. 19 win against Southern Miss.

The two teams will also play there next year.

The Bulldogs and Golden Eagles have now met four times at Mississippi Coliseum, with the series tied at 2-apiece.

Here's the entire breakdown . . .

DATE	OPPONENT	W/L	SCORE
12-15-62	Memphis State	W	77-66
01-28-63	Southern Miss	W	62-52
12-14-63	Memphis State	L	73-65
12-16-63	Southern Miss	L	65-60
12-29-64	Mississippi College	L	72-57
12-30-64	Delta State	W	82-63
01-28-65	Arkansas	L	84-69
12-18-78	Iowa State	W	80-70

12-15-80	Southern Miss	L	68-53
11-30-85	Jackson State	W	77-62
12-16-87	McNeese State	W	76-66
11-17-98	Arkansas-Pine Bluff	W	105-53
12-18-02	Georgia State	W	78-54
12-22-04	Jacksonville State	W	95-53
12-15-05	Jacksonville State	W	104-80
12-21-06	New Orleans	W	89-63
01-05-08	Lafayette	W	77-53
12-22-08	Nicholls State	W	77-68
12-22-09	Centenary	W	88-51
12-22-11	Northwestern State	W	82-67
12-22-13	Central Arkansas	W	79-72
12-20-14	USC Upstate	L	53-51
12-23-15	Northern Colorado	W	93-69
12-19-16	Southern Miss	W	86-44

2016-17 BULLDOG STREAKS

Team W/L Streaks

Overall Wins	L1
Home Wins	W2
Road Wins	L4
Neutral Wins	W3

Consecutive Double-Figure Scoring Games

Mario Kegler	2
Lamar Peters	1
Quinnndary Weatherspoon	1

Consecutive Games with A Made 3-pointer

Quinnndary Weatherspoon	14
Mario Kegler	5
Lamar Peters	1
Eli Wright	1

Consecutive Games Played (All Seasons)

Aric Holman	44
Mario Kegler	23
Tyson Carter	23
Schnider Herard	23
Lamar Peters	17
Quinnndary Weatherspoon	17

Xavian Stapleton	14
Eli Wright	13
E.J. Datcher	10

Consecutive Games Started

Quinnndary Weatherspoon	17
Mario Kegler	12
Schnider Herard	11
Lamar Peters	10
Aric Holman	4

30 Minute Games

Quinnndary Weatherspoon	16
I.J. Ready	11
Mario Kegler	9
Lamar Peters	7
Tyson Carter	5
Aric Holman	3
Schnider Herard	2
Eli Wright	1



Aric Holman has played in a team-high 44-consecutive games.

2016-17 MISSISSIPPI STATE MISCELLANEOUS STATS/SEC STANDINGS

CHARTING THE BULLDOGS

Dunks		Scored First Points	
Aric Holman	29	Aric Holman	6
Quinnndary Weatherspoon	21	Quinnndary Weatherspoon	5
Mario Kegler	7	Schnider Herard	4
Schnider Herard	7	Xavian Stapleton	3
Xavian Stapleton	6	Lamar Peters	2
Tyson Carter	5	Tyson Carter	1
		I.J. Ready	1
		Mario Kegler	1
Charges Drawn		How First Points Were Scored	
I.J. Ready	7	3-pointer	5
Quinnndary Weatherspoon	4	Jumper	5
Schnider Herard	2	Layup	5
Mario Kegler	1	Free Throw	4
Xavian Stapleton	1	Dunk	4
Point Distribution (%)		Final Three Minutes From FT Line	
Seniors	173 (10.1)	Lamar Peters	20-23 (.870)
Juniors	8 (0.5)	I.J. Ready	18-20 (.900)
Sophomores	661 (38.6)	Mario Kegler	9-14 (.643)
Freshmen	872 (50.9)	Aric Holman	11-16 (.680)
TOTAL:	1,714	Tyson Carter	2-4 (.500)
First Sub		Schnider Herard	1-2 (.500)
Schnider Herard	10	Quinnndary Weatherspoon	7-9 (.778)
Xavian Stapleton	4	Xavian Stapleton	0-2 (.000)
I.J. Ready	3	Eli Wright	1-2 (.500)
Lamar Peters	3	TOTAL	69-93 (.742)
Eli Wright	2	Opponent Total	50-76 (.658)
Aric Holman	2		
Tyson Carter	2		
E.J. Datcher	2		
Nick Singleton	1		
Mario Kegler	1		

DIFFERENCE BETWEEN WINNING AND LOSING

Wins	Stat	Losses
77.6.....	Points	69.7
63.9.....	Opp. Points	82.7
+13.8	Scoring Margin	-13.0
.472.....	FG%419
.408.....	Opp. FG%465
.404.....	3FG%301
.296.....	Opp. 3FG%357
.679.....	FT%699
.671.....	Opp. FT%717
36.9.....	Rebounds	33.1
34.3.....	Opp. Rebounds	41.3
+2.6	Rebound Margin	-8.2
13.6.....	Assists	10.2
11.9.....	Turnovers	14.1
+3.3	Turnover Margin	-2.3
8.2.....	Steals	5.9
4.6.....	Blocks	3.6

BULLDOGS IN SEC

CATEGORY	RANK
Scoring offense	8
Scoring defense	7
FG%	6
FG% defense	12
3PT FG%	3
3PT FG% defense	3
FT%	9
Rebounds	13
Rebounds allowed	10
Rebound margin	12
Assists	12
Blocked shots	10
Steals	5
Turnover margin	8
Assist/Turnover ratio	10

SEASON AND CAREER TOTALS

	2016-17	Career		2016-17	Career		2016-17	Career
Double-Digit Scoring			Double-Doubles			5+ Made Free Throws		
I.J. Ready	8 (6-2)	34 (18-16)	Aric Holman	2 (2-0)	2 (2-0)	I.J. Ready	2 (2-0)	5 (4-1)
Q. Weatherspoon	18 (11-7)	38 (22-16)	Quinnndary Weatherspoon		2 (2-0)	Quinnndary Weatherspoon	9 (6-3)	10 (7-3)
Tyson Carter	7 (5-2)	7 (5-2)	I.J. Ready		1 (1-0)	Aric Holman	2 (2-0)	2 (2-0)
Aric Holman	10 (8-2)	10 (8-2)	Schnider Herard	2 (1-1)	2 (1-1)	Lamar Peters	4 (2-2)	4 (2-2)
Mario Kegler	13 (7-6)	13 (7-6)	Xavian Stapleton	1 (1-0)	1 (1-0)	Schnider Herard	2 (2-0)	2 (2-0)
Lamar Peters	15 (8-7)	15 (8-7)				Mario Kegler	2 (2-0)	2 (2-0)
Schnider Herard	4 (2-2)	4 (2-2)	3+ 3-Pointers			Xavian Stapleton	1 (1-0)	1 (1-0)
Eli Wright	2 (2-0)	2 (2-0)	Tyson Carter	4 (4-0)	4 (4-0)	Note: Record in games in ()		
Xavian Stapleton	2 (2-0)	2 (2-0)	Quinnndary Weatherspoon	6 (5-1)	12 (8-4)			
20+ Points			Lamar Peters	8 (5-3)	8 (5-3)			
Quinnndary Weatherspoon	8 (7-1)	10 (8-2)	Mario Kegler	3 (2-1)	3 (2-1)			
I.J. Ready	1 (0-1)	4 (1-3)	Ready	1 (1-0)	6 (1-5)			
Lamar Peters	4 (3-1)	4 (3-1)	10+ 3-Point Attempt Games					
30+ Points			Lamar Peters	2 (2-0)				
10+ Rebounds			3+ Steal Games					
Aric Holman	3 (3-0)	3 (3-0)	I.J. Ready	6 (6-0)	17 (13-4)			
Quinnndary Weatherspoon		2 (2-0)	Quinnndary Weatherspoon	5 (5-1)	7 (5-2)			
Schnider Herard	3 (2-1)	3 (2-1)	Lamar Peters	2 (1-1)	2 (1-1)			
Xavian Stapleton	1 (1-0)	1 (1-0)	Xavian Stapleton	1 (1-0)	1 (1-0)			
5+ Block Games								
Aric Holman	2 (2-0)	2 (2-0)						



Ben Howland

**21st Season Overall | 2nd Season At Mississippi State
429-232 (28-26 at MSU)**

- On March 23, 2015, Ben Howland was named the 20th head coach in Mississippi State history.
- In four different stints as a head coach, Howland has a 429-232 record – Northern Arizona (79-59), Pittsburgh (89-40), UCLA (233-107) and Mississippi State (28-26).
- Led UCLA to three-consecutive Final Fours.
- In 2006, the Bruins played Florida for the national championship.
- In 2008, Howland became one of three coaches in NCAA Division I history to win at least 30 games in three-straight seasons, joining Adolph Rupp (Kentucky 1947-49) and John Calipari (Memphis, 2006-08).
- During his 10-year tenure at UCLA, the Bruins went to the NCAA Tournament seven times and won four Pac-10 regular-season crowns, while having 18 players drafted by NBA teams.
- His 97 victories from 2006-08 stand as the most by any UCLA head coach in a three-year span.
- Has been a Conference Coach of the Year in the Pac-10, Big East and Big Sky.
- His final two years at Pitt, the Panthers went 57-11 and reached the Sweet 16 both years.
- In 2003, Pittsburgh won the Big East Tournament crown and held the nation's No. 2 ranking for eight weeks in the Associated Press poll before ending the year at No. 4.
- In 2002, Howland guided the Panthers to a school-record 29 wins en route to becoming the school's first coach in 26 years to garner National Coach of the Year honors.
- Howland's first coaching gig was at Northern Arizona, where his last three teams posted 20-plus win seasons, including a school-record 21 victories in 1997 en route to capturing the Big Sky regular-season title and played in the NIT.
- In 1998, Howland guided NAU to its first NCAA Tournament after capturing the Big Sky Tournament championship and second-straight regular-season crown.
- Howland spent one year as a graduate assistant at Gonzaga (1981) before becoming an assistant at California-Santa Barbara from 1982-94.
- Played two years at Santa Barbara College before transferring to Weber State, where he earned his degree in physical education in 1979.
- This past year, Howland was inducted into both the Northern Arizona and Weber State hall of fames.
- Howland and his wife, Kim, a former Weber State cheerleader, have two children – Meredith and Adam (Brittney) – and two grandsons, Benjamin Clark Howland II and Elijah Howland.



Howland's Year-By-Year Record

Northern Arizona (1994-99)

Year	Overall	Big Sky Record	Postseason
1995	9-17	4-10 (7th)	
1996	7-19	3-11 (7th)	
1997	21-7	13-1 (1st)	NIT First Round
1998	21-8	12-2 (1st)	NCAA First Round
1999	21-8	12-4 (2nd)	
Totals	79-59 (.572)	44-28 (.611)	

Pittsburgh (2000-03)

Year	Overall	Big East Record	Postseason
2000	13-15	5-11 (11th)	
2001	19-14	7-9 (5th West)	NIT Second Round
2002	29-6	13-3 (1st West)	NCAA Sweet 16
2003	28-5	13-3 (T1st West)	NCAA Sweet 16
Totals	89-40 (.690)	38-26 (.594)	

UCLA (2004-13)

Year	Overall	Pac-10/12 Record	Postseason
2004	11-17	7-11 (T7th)	
2005	18-11	11-7 (T3rd)	NCAA First Round
2006	32-7	14-4 (1st)	NCAA Runner-up
2007	30-6	15-3 (1st)	NCAA Final Four
2008	35-4	16-2 (1st)	NCAA Final Four
2009	26-9	13-5 (2nd)	NCAA Second Round
2010	14-18	8-10 (T5th)	
2011	23-11	13-5 (2nd)	NCAA Second Round
2012	19-14	11-7 (T5th)	
2013	25-10	13-5 (1st)	NCAA First Round
Totals	233-107 (.685)	121-59 (.672)	

Mississippi State (2016-Present)

Year	Overall	SEC Record	Postseason
2016	14-17	7-11	
2017	14-9	5-6	
Totals	28-26 (.519)	12-17 (.413)	
OVERALL 429-232 (.649)			

1st Win
Eastern Washington
11-13-15

5th Win
Tulane
12-19-15

1st SEC Win
Ole Miss
1-23-16

10th Win
Arkansas
2-9-16

15th Win
Norfolk State
11-11-16

20th Win
Georgia State
12-4-16

25th Win
Arkansas
1-10-17

42
Biggest Win
Southern Miss, 12-19-16

15-1
When Holding Foes
To 65 Points Or Fewer

UNDER BEN HOWLAND . . .

CATEGORY	2017	AT MSU
Leads at Halftime	8-0	19-1
Trails at Halftime	3-9	6-25
Is Tied at Halftime	3-0	3-0
Shoots 45% or better from the field	11-2	23-7
Shoots less than 45% from the field	3-7	5-19
Opp. shoots less than 45% from the field	8-4	19-9
Opp. shoots 45% or better from the field	6-5	9-17
Outrebounds (or ties) the opponent	10-1	17-7
Outrebounded by the opponent	4-8	11-19
More Assists (or ties) than the opponent	13-3	26-11
Fewer Assists than the opponent	1-6	2-15
Fewer (or ties) TOs than opponent	11-3	21-9
More TOs than opponent	3-6	7-17
Holds opponents to 65 points or less	8-0	15-1
In games decided by 10 points or less	7-5	12-18
All Games	14-9	28-26
Home Games	9-4	19-9
Road Games	2-4	4-13
Neutral-sites	3-1	5-4
Non-SEC Games	9-3	16-8
Non-SEC Home Games	6-2	11-3
Non-SEC Road Games		0-2
Non-SEC Neutral-site Games	3-1	5-3
SEC Games	5-6	12-17
SEC Home Games	3-2	8-6
SEC Road Games	2-4	4-11
SEC Tournament		0-1
November Games	4-2	7-5
December Games	5-1	9-3
January Games	4-5	6-11
February Games	1-1	5-5
March Games		1-2
Monday Games	2-0	2-1
Tuesday Games	1-4	3-8
Wednesday Games	1-1	3-5
Thursday Games	3-1	4-3
Friday Games	2-1	3-2
Saturday Games	3-2	9-7
Sunday Games	2-0	3-0
Overtime Games		0-1
Television Games	14-8	17-25

Alabama	2-3	Lehigh	0-1	San Diego	0-3
Albany	1-0	Long Beach State	3-1	San Diego State	0-1
Appalachian State	1-0	Louisiana Tech	1-0	San Jose State	1-0
Arizona	14-11	Loyola Marymount	3-2	Savannah State	1-0
Arizona State	17-8	LSU	1-1	Seton Hall	5-2
Arkansas	2-2	Marist	1-0	Sonoma State	1-0
Arkansas-Pine Bluff	1-0	Marquette	0-1	South Carolina	1-1
Auburn	1-1	Maryland	1-0	South Florida	0-1
Belmont	1-0	McNeese State	1-0	Southeast Louisiana	1-0
Boise State	1-4	Memphis	1-2	Southern University	0-1
Boston College	4-2	Mercer	1-0	Southern Cal	14-9
Butler	0-1	Miami	3-4	Southern Illinois	1-0
BYU	2-0	Miami (OH)	1-0	Southern Miss	1-0
Cal Poly	2-2	Michigan	4-3	Southern Utah	3-1
Cal State Bakersfield	1-0	Michigan State	3-1	Southwest Texas	0-1
Cal State Fullerton	1-1	Middle Tenn. State	0-1	St. Bonaventure	2-0
Cal State Northridge	9-2	Minnesota	0-1	St. Francis (N.Y.)	2-0
CSU San Bernardino	1-0	Mississippi State	0-2	St. Francis (Pa.)	4-0
California	17-10	Missouri-Kansas City	1-1	St. Johns	2-3
Central Conn. State	1-0	MVSU	1-0	St. Martin's	1-0
Central Florida	0-1	Missouri	3-0	Stanford	14-7
Chaminade (Hawaii)	3-0	Missouri State	1-0	Stephen F. Austin	1-1
Chicago State	1-0	Montana	6-5	Syracuse	4-5
Cincinnati	0-1	Montana State	9-3	Temple	1-0
Co. of Notre Dame	1-0	Montana Tech	1-0	Tennessee	1-3
Colorado	2-0	Morehead State	1-0	Tennessee Martin	1-0
Colorado College	2-0	Morgan State	1-0	Texas	1-3
Colorado State	1-0	Morris Brown	1-0	Texas A&M	3-2
Concordia (Calif.)	0-1	N. Mexico Highlands	1-0	Texas Arlington	1-1
Connecticut	2-3	Nebraska	1-1	Texas El Paso	1-0
Coppin State	1-0	Nevada	1-0	Texas Tech	0-2
Davidson	1-0	New Mexico State	2-0	Texas Pan American	2-0
Delaware State	2-0	New Orleans	2-0	Texas Southern	1-0
DePaul	1-0	Norfolk State	3-0	Tulane	1-0
Drexel	1-0	North Carolina AT&T	1-0	UC Davis	3-0
Duquesne	3-1	North Carolina Central	1-0	UC Irvine	5-1
East Carolina	0-1	Northern Arizona	1-0	UC Riverside	2-0
East Tennessee State	0-1	Northern Colorado	1-0	UC Santa Barbara	0-1
Eastern Illinois	1-0	Northwestern State	1-0	UCLA	0-1
Eastern Washington	11-1	Notre Dame	5-8	UNLV	0-1
Elon	1-0	Oakland	2-0	Utah	2-1
Florida	0-4	Occidental College	1-0	Vanderbilt	1-0
Florida International	2-1	Ohio State	2-0	Vermont	1-0
Florida State	0-1	Ole Miss	1-2	Villanova	3-3
Fresno State	1-0	Oral Roberts	0-2	VCU	1-3
George Mason	1-0	Oregon	12-8	Virginia Tech	2-0
George Washington	1-0	Oregon State	17-4	Wagner	2-0
Georgetown	5-4	Pacific	1-0	Washington	10-11
Georgia	1-3	Penn State	2-1	Washington State	18-3
Georgia State	1-0	Pennsylvania	1-0	Weber State	3-9
Georgia Tech	1-0	Pepperdine	4-0	West Virginia	5-4
Gonzaga	1-0	Pittsburgh	1-0	Western Illinois	2-0
Idaho	1-3	Portland	0-1	Western Kentucky	1-0
Idaho State	8-3	Portland State	5-3	Western Oregon	1-0
Illinois State	1-0	Prairie View A&M	2-0	Wright State	1-0
Indiana	2-0	Providence	3-1	Wyoming	1-0
Indiana State	1-0	Rhode Island	2-0	Xavier	1-0
IUPUI	1-0	Richmond	1-0	Yale	1-0
James Madison	1-0	Robert Morris	4-0	Youngstown State	1-0
Kansas	1-3	Rutgers	6-1		
Kent State	0-1	Sacramento State	7-2		
Kentucky	1-3	Sam Houston State	2-1		

TOTAL: 429-232

On The Bench . . .



George Brooks
7th Year

- Played for the Bulldogs from 1992-94.
- Helped develop forwards Arnett Moultrie, a first-round draft choice in the 2012 NBA draft and Gavin Ware, along with Jamarion Moon and Ronald Murray who went on to enjoy NBA careers.
- Named the second-best recruiter in the SEC by Sporting News this past summer.



Korey McCray
2nd Year

- Spent two seasons under Howland at UCLA.
- Worked with and created tailor-made off-season training programs for NBA talents such as Dwight Howard, John Wall, Javaris Crittenton, Anthony Morrow, Jarrett Jack, Jarvis Hayes, Von Wafer, Mario West and Damien Wilkins.
- In 2012, he was instrumental in UCLA landing the No. 1-ranked recruiting class.



Ernie Ziegler
2nd Year

- Spent six seasons at Central Michigan (2007-12) as head coach, leading the Chippewas to two Mid-American Conference West Division titles and a pair of Michigan MAC Trophies.
- He spent five seasons as an assistant under the tutelage of Howland at both Pittsburgh (2002-03) and UCLA (2004-06).
- From 1992 to 1997, Ziegler was the head AAU coach for Team Detroit.

MISSISSIPPI STATE BY THE NUMBERS

GAME-BY-GAME SPECIALTY STATS (MSU First)

<u>Opponent</u>	<u>Paint</u>	<u>Off TO</u>	<u>2nd Chance</u>	<u>Fast Break</u>	<u>Bench</u>
Norfolk State	30/34	18/11	17/10	8/4	6/21
Central Florida	14/48	5/6	11/13	6/6	6/6
Boise State	40/36	22/13	9/0	12/8	3/34
UTEP	20/18	10/5	8/8	6/6	13/9
Lehigh	28/38	7/15	9/9	2/6	4/13
Northwestern State	38/16	26/13	7/9	10/0	9/6
Oregon State	20/26	28/6	3/4	8/0	22/5
Georgia State	30/34	20/9	11/9	8/0	32/27
East Tennessee St.	32/38	12/11	11/10	6/6	16/25
Southern Miss	20/14	14/16	9/7	2/2	43/21
Morehead State	44/30	24/6	15/12	8/0	15/33
UMKC	30/20	14/7	14/6	8/2	25/19
Alabama	24/38	19/11	4/10	4/6	24/16
LSU	40/32	25/10	13/18	14/2	30/24
Arkansas	26/30	6/15	14/14	6/4	21/36
Texas A&M	22/40	21/20	5/17	4/0	9/9
Kentucky	54/42	23/24	13/12	20/6	15/23
Tennessee	38/38	10/8	11/14	14/10	24/28
Missouri	32/32	10/4	9/14	8/4	13/24
Alabama	34/18	12/23	12/16	2/2	17/12
Ole Miss	28/44	5/23	5/22	8/14	8/24
Tennessee	28/32	17/10	19/6	8/2	20/19
Auburn	28/46	9/26	7/8	11/16	14/41
South Carolina					
Georgia					
Florida					
Ole Miss					
Vanderbilt					
South Carolina					
LSU					
SEC Tournament					

GAME-BY-GAME LEAD/DEFICIT

<u>Opponent</u>	<u>Largest Lead</u>	<u>Largest Deficit</u>	<u>Final Score</u>
Norfolk State	12 (74-62, 2nd)	6 (29-35, 1st)	W, 78-74
Central Florida	Never Led	28 (19-47, 1st)	L, 86-71
Boise State	19 (55-36, 2nd)	Never Trailed	W, 80-68
UTEP	7 (61-54, 2nd)	11 (4-15, 1st)	W, 61-54
Lehigh	5 (15-10, 1st)	21 (58-80)	L, 87-73
Northwestern State	6 (65-49, 2nd)	10 (4-14, 1st)	W, 65-59
Oregon State	26 (45-19, 1st)	1 (2-3, 1st)	W, 74-57
Georgia State	23 (71-48, 2nd)	6 (10-16, 1st)	W, 82-60
East Tennessee St.	4 (10-6, 1st)	10 (30-40, 2nd)	L, 67-65
Southern Miss	47 (76-29, 2nd)	Never Trailed	W, 86-44
Morehead State	9 (83-74, 1st)	10 (25-35, 2nd)	W, 85-76
UMKC	27 (66-39, 2nd)	Never Trailed	W, 77-54
Alabama	6 (9-3, 1st)	14 (50-64, 2nd)	L, 68-58
LSU	26 (71-45, 2nd)	2 (10-12), 1st	W, 95-78
Arkansas	10 (82-72, 2nd)	7 (17-24, 1st)	W, 84-78
Texas A&M	8 (67-59, 2nd)	10 (0-10, 1st)	W, 67-59
Kentucky	Never Led	18 (44-62, 2nd)	L, 87-81
Tennessee	2 (20-18, 1st)	24 (60-84, 2nd)	L, 91-74
Missouri	20 (89-69, 1st)	9 (32-41, 1st)	W, 89-74
Alabama	5 (9-4, 1st)	12 (29-41, 2nd)	L, 71-62
Ole Miss	Never Led	27 (62-88, 2nd)	L, 61-88
Tennessee	5 (60-55)	19 (10-19, 1st)	W, 64-59
Auburn	2 (6-4, 1st)	21 (40-61, 2nd)	L, 98-92
South Carolina			
Georgia			
Florida			
Ole Miss			
Vanderbilt			
South Carolina			
LSU			
SEC Tournament			

Mississippi State Scoring By The Half

<u>Team</u>	<u>1st Half</u>	<u>2nd Half</u>
Norfolk State	39	39
Central Florida	33	28
Boise State	37	43
UTEP	33	28
Lehigh	29	44
Northwestern State	28	37
Oregon State	45	29
Georgia State	44	38
East Tennessee State	26	39
Southern Miss	39	47
Morehead State	31	54
UMKC	44	33
Alabama	20	38
LSU	52	43
Arkansas	40	44
Texas A&M	25	42
Kentucky	34	47
Tennessee	34	40
Missouri	39	50
Alabama	29	33
Ole Miss	33	28
Tennessee	21	43
Auburn	28	64
South Carolina		
Georgia		
Florida		
Ole Miss		
Vanderbilt		
South Carolina		
LSU		

Lowest First Half: 20, Alabama (1-3-17)

Highest First Half: 52, LSU (1-07-17)

Lowest 2nd Half: 28, Central Florida/UTEP/Ole Miss

Highest 2nd Half: 64, Auburn (2-7-17)

Opponent Scoring By The Half

<u>Team</u>	<u>1st Half</u>	<u>2nd Half</u>
Norfolk State	39	35
Central Florida	53	33
Boise State	29	39
UTEP	33	21
Lehigh	38	49
Northwestern State	28	31
Oregon State	19	38
Georgia State	24	38
East Tennessee State	31	36
Southern Miss	25	19
Morehead State	41	35
UMKC	28	26
Alabama	32	36
LSU	33	45
Arkansas	34	44
Texas A&M	24	35
Kentucky	46	42
Tennessee	37	54
Missouri	43	31
Alabama	34	37
Ole Miss	51	37
Tennessee	33	26
Auburn	48	50
South Carolina		
Georgia		
Florida		
Ole Miss		
Vanderbilt		
South Carolina		
LSU		

Lowest First Half: 19, Oregon State (12-01-16)

Highest First Half: 53, Central Florida (11-17-16)

Lowest 2nd Half: 19, Southern Miss (12-19-16)

Highest 2nd Half: 54, Tennessee (1-21-17)

MISSISSIPPI STATE BY THE NUMBERS

MSU'S 2016-17 RECORD WHEN . . .

Leads at Halftime	8-0
Trails at Halftime	3-9
Is Tied at Halftime	3-0
Shoots 45% or better from the field	11-2
Shoots less than 45% from the field	3-7
Opp. shoots less than 45% from the field	8-4
Opp. shoots 45% or better from the field	6-5
Outrebounds (or ties) the opponent	10-1
Outrebounded by the opponent	4-8
More Assists (or ties) than the opponent	13-3
Fewer Assists than the opponent	1-6
Fewer (or ties) TOs than opponent	11-3
More TOs than opponent	3-6
Holds opponents to 65 points or less	8-0
In games decided by 10 points or less	7-5

MSU'S 2016-17 RECORD IN . . .

All Games	14-9
Home Games	9-4
Road Games	2-4
Neutral-sites	3-1
Non-SEC Games	9-3
Non-SEC Home Games	6-2
Non-SEC Road Games	
Non-SEC Neutral-site Games	3-1
SEC Games	5-6
SEC Home Games	3-2
SEC Road Games	2-4
SEC Tournament	
November Games	4-2
December Games	5-1
January Games	4-5
February Games	1-1
March Games	
Monday Games	2-0
Tuesday Games	1-4
Wednesday Games	1-1
Thursday Games	3-1
Friday Games	2-1
Saturday Games	3-2
Sunday Games	2-0
Overtime Games	
Television Games	14-8
Games vs. Ranked Opponents	0-1

MISC. 2016-17 TEAM STATS

Largest Lead Surrendered in Loss:

6, Alabama (1-3-17)

Largest Deficit Overcome in Win:

19, Tennessee (2-4-17)

Largest Lead at Anytime:

47, Southern Miss (12-19-16)

Largest Deficit Anytime:

28, Central Florida (11-17-16)

MISCELLANEOUS MSU INDIVIDUAL STATISTICS

Games Scoring in Double Figures: Weatherspoon 18, Peters 15, Kegler 12, Holman 10,

Ready 8, Carter 7, Herard 4, Stapleton 2, Wright 2,

Games Scoring 20-plus Points: Weatherspoon 8, Peters 4, Ready

Games Scoring 30-plus Points:

Games Rebounding in Double Figures: Holman 3, Schnider 3, Stapleton

Games With Double Figures in Assists:

Games With Double-Doubles: Holman 2, Herard 2, Stapleton

Games With Triple-Doubles:

Games As Team High Scorer (or co-leader): Weatherspoon 11, Peters 4, Holman 3, Ready 2, Herard 2, Kegler 2

Games As Team High Rebounder (or co-leader): Kegler 9, Holman 8, Herard 5,

Weatherspoon 4, Wright

Games As Team Leader in Assists (or co-leader): Ready 14, Peters 4, Weatherspoon 3,

Kegler 3, Holman

Games As Team Leader in Steals (or co-leader): Weatherspoon 9, Ready 6, Peters 6,

Kegler 3, Stapleton 4, Holman 3, Carter 2, Herard 2, Datcher

Games As Team Leader in Blocks (or co-leader): Holman 19, Datcher 4, Carter 2, Herard 2,

Wright 2, Peters, Weatherspoon, Kegler, Stapleton

Games As Team Leader in Turnovers (or co-leader): Peters 7, Weatherspoon 6, Kegler 4,

Holman 4, Ready 3, Herard 3, Strugg, Carter

MSU'S RECORD BY STARTING LINEUP

Weatherspoon, Ready, Carter, Kegler, Holman	7-2
Weatherspoon, Ready, Carter, Stapleton, Holman	1-0
Peters, Ready, Carter, Kegler, Holman	0-1
Wright, Ready, Carter, Kegler, Holman	1-0
Weatherspoon, Ready, Stapleton, Kegler, Herard	0-1
Weatherspoon, Peters, Kegler, Herard, Holman	4-5
Weatherspoon, Peters, Kegler, Herard, Stapleton	1-0

GAME-BY-GAME STARTERS

Opponent	Date	Guard	Guard	Guard	Forward	Forward	Record
Norfolk State	11-11-16	W'Spoon	Ready	Carter	Kegler	Holman	1-0
Central Florida	11-17-16	W'Spoon	Ready	Carter	Kegler	Holman	1-1
Boise State	11-18-16	W'Spoon	Ready	Carter	Kegler	Holman	2-1
UTEP	11-20-16	W'Spoon	Ready	Carter	Kegler	Holman	3-1
Lehigh	11-25-16	Peters	Ready	Carter	Kegler	Holman	3-2
Northwestern State	11-28-16	Wright	Ready	Carter	Kegler	Holman	4-2
Oregon State	12-01-16	W'Spoon	Ready	Carter	Kegler	Holman	5-2
Georgia State	12-04-16	W'Spoon	Ready	Carter	Kegler	Holman	6-2
East Tennessee St.	12-14-16	W'Spoon	Ready	Carter	Kegler	Holman	6-3
Southern Miss	12-19-16	W'Spoon	Ready	Carter	Kegler	Holman	7-3
Morehead State	12-22-16	W'Spoon	Ready	Carter	Stapleton	Holman	8-3
UMKC	12-29-16	W'Spoon	Ready	Carter	Kegler	Holman	9-3
Alabama	01-03-17	W'Spoon	Ready	Stapleton	Kegler	Herard	9-4
LSU	01-07-17	W'Spoon	Peters	Kegler	Herard	Holman	10-4
Arkansas	01-10-17	W'Spoon	Peters	Kegler	Herard	Holman	11-4
Texas A&M	01-14-17	W'Spoon	Peters	Kegler	Herard	Holman	12-4
Kentucky	01-17-17	W'Spoon	Peters	Kegler	Herard	Holman	12-5
Tennessee	01-21-17	W'Spoon	Peters	Kegler	Herard	Holman	12-6
Missouri	01-25-17	W'Spoon	Peters	Kegler	Herard	Stapleton	13-6
Alabama	01-28-17	W'Spoon	Peters	Kegler	Herard	Holman	13-7
Ole Miss	01-31-17	W'Spoon	Peters	Kegler	Herard	Holman	13-8
Tennessee	02-04-17	W'Spoon	Peters	Kegler	Herard	Holman	14-8
Auburn	02-07-17	W'Spoon	Peters	Kegler	Herard	Holman	14-9
South Carolina	02-11-17						

2016-17 Win-Loss Differential

Diff.	1	2	3	4	5	6	7	8	9	10	11	12	13	14	15	16	17	18	19	20	21	22	23	24	25+
Won				1	1	2	1	1	1			1			1		2					1	1		1
Lost	1					1	1		1	1			1			1									2

THE LAST TIME . . .

THE LAST TIME AN MSU PLAYER ...

Scored 30 or more points in a game:

32, Ravern Johnson vs. Tenn. St. (11-12-10)

Scored 33 or more points in a game:

33, Craig Sword at LSU (2-19-14)

Scored 34 or more points in a game:

34, Arnett Moultrie vs. UMass (3-13-12)

Scored 35 or more points in a game:

36, Jeff Malone at Ole Miss (2-19-83)

Scored 37 or more points in a game:

39, Jeff Malone vs. Alabama (1-31-83)

Scored 40 or more points in a game:

40, Rickey Brown vs. Auburn (3-7-77)

Scored 20+ points in back-to-back games:

Quinnndary Weatherspoon (27 vs. Morehead

State 12-22-16; 25 vs. UMKC (12-29-16)

Scored 20+ points in three-consecutive games:

Craig Sword (24 vs. Loyola, 12-01-13; 24 vs.

TCU, 12-05-13; 22 vs. SELA, 12-13-13)

Scored 20+ points in five-consecutive games:

Jeff Malone, 1982-83 (11 consecutive)

Scored 30+ points in back-to-back games:

Jeff Malone (36 at Ole Miss & 30 vs.

Georgia, 1982-83)

Scored 30+ points in three-consecutive games:

Jeff Malone (33 at LSU; 36 at Ole Miss &

30 vs. Georgia, 1982-83)

Two players score 20+ points in same game:

Quinnndary Weatherspoon, 25; Lamar Peters,

23, vs. Auburn (2-7-17)

Made 10 field goals in a game:

10, Weatherspoon vs. Morehead (12-22-16)

Made 11 field goals in a game:

11, Q. Weatherspoon, Missouri (1-25-17)

Made 12 field goals in a game:

12, Gavin Ware, Alabama (2-2-16)

Made 13 field goals in a game:

13, Horatio Webster vs. SW Missouri St.

(11-23-97)

Made 14 field goals in a game:

14, Cameron Burns at Georgia (1-17-90)

Made 15 or more field goals in a game:

16, Raymond Brown vs. Florida (3-2-85)

Attempted 20 field goals in a game:

20, Ravern Johnson vs. St. Mary's (12-29-10)

Attempted 21 or more field goals in a game:

21, Dee Bost vs. Kentucky (2-16-10)

Attempted 23 or more field goals in a game:

23, Arnett Moultrie vs. UMass (3-13-12)

Attempted 25 field goals in a game:

25, Chuck Evans at Alabama (3-6-93)

Attempted 26 field goals in a game:

26, Tony Watts at Ole Miss (2-22-92)

Attempted 27 or more field goals in a game:

28, Jeff Malone vs. Vanderbilt (1-8-83)

Made six 3-pointers in a game:

6, Q. Weatherspoon vs. Arkansas (1-10-17)

Made seven 3-pointers in a game:

7, Lamar Peters vs. Missouri (1-25-17)

Made eight or more 3-pointers in a game:

8, Winsome Frazier vs. UMKC (11-23-04)

Attempted 11 3-pointers in a game:

11, Dee Bost vs. Detroit (12-17-11)

Attempted 12 3-pointers in a game:

12, Ravern Johnson vs. ETSU (12-11-10)

Attempted 13 or more 3-pointers in a game:

13, Dee Bost vs. Troy (12-10-11)

Attempted 16 or more 3-pointers in a game:

17, Darryl Wilson vs. Alabama (3-4-95)

Made 14 or more free throws in a game:

14, Trivante Bloodman vs. Auburn (2-15-14)

Made 15 or more free throws in a game:

15, Craig Sword vs. Ole Miss (1-11-14)

Attempted 17 free throws in a game:

17, Jarvis Varnado at Houston (12-19-09)

Attempted 18 free throws in a game:

18, Craig Sword vs. Ole Miss (1-11-14)

Attempted 19 free throws in a game:

19, Carl Nichols vs. SE La. (12-1-88)

Had 16 rebounds in a game:

16, Gavin Ware vs. Maryland ES (1-2-14)

Had 17 rebounds in a game:

17, Gavin Ware at Auburn (1-21-15)

Had 18 or more rebounds in a game:

21, Wesley Morgan vs. SE La. (11-28-05)

Had 22 or more rebounds in a game:

23, Rickey Brown vs. Vanderbilt (12-6-79)

Had 24 or more rebounds in a game:

24, Wiley Peck vs. Alabama (1-27-79)

Had 10 or more offensive rebounds in a game:

11, Arnett Moultrie vs. Northwestern State

(12-22-11)

Had 10 or more defensive rebounds in a game:

10, Aric Holman vs. So. Miss (12-19-16)

Had 13 or more defensive rebounds in a game:

13, Colin Borchert (3-9-13)

Had 15 or more defensive rebounds in a game:

15, Jarvis Varnado at San Diego (12-31-09)

Had 10 assists in a game:

10, Dee Bost vs. LSU (1-25-11)

Had 11 assists in a game:

11, I.J. Ready vs. No. Colorado (12-23-15)

Had 13 assists in a game:

13, Dee Bost vs. Ole Miss (2-9-12)

Had 14 assists in a game:

14, Gary Ervin vs. Florida A&M (12-20-04)

Had 15 or more assists in a game:

16, Chuck Evans at UMKC (2-23-93)

Had 10 or more turnovers in a game:

10, Charles Rhodes vs. Nicholls (11-11-06)

Had five or more blocks in a game:

5, Aric Holman vs. North'wern St. (11-28-16)

Had seven blocks in a game:

7, Jarvis Varnado at LSU (2-20-10)

Had eight blocks in a game:

8, Jarvis Varnado vs. Alabama (2-24-10)

Had nine blocks in a game:

9, Jarvis Varnado at Vanderbilt (2-3-10)

Had 10 blocks in a game:

10, Jarvis Varnado vs. Arkansas (1-14-10)

Had 10+ blocks in two consecutive games:

Jarvis Varnado (10 vs. Georgia & 10 vs.

Kentucky, 2007-08)

Had five steals in a game:

5, Lamar Peters vs. Texas A&M (1-14-17)

Had six or more steals in a game:

7, Craig Sword vs. Ole Miss (1-11-14)

LAST TIME AN MSU TEAM...

Scored 100 or more points:

106 vs. Eastern Washington (11-13-15)

Scored 100 or more points in an SEC game:

105 vs. Auburn (3-2-04)

Allowed 100 or more points in an SEC game:

115 at Arkansas (2-20-93)

Allowed 100 or more points in non-SEC play:

105 vs. Miami (11-19-15)

Was held to 52 points or less:

51 vs. Alabama (2-10-15)

Was held to 50 points:

50 vs. Alabama (2-25-12)

Was held to 49 points or less:

47 vs. Florida (1-10-15)

Was held to 45 points or less:

41 at Georgia (2-7-15)

Was held to 40 points or less:

36 vs. Missouri (2-13-13)

Was held to 35 points or less:

31 vs. Vanderbilt (2-23-13)

Was held to fewer than 10 points in a half:

9 at Arkansas, first (2-7-15)

Held opponent to 59 points or less:

59 vs. Tennessee (2-4-17)

Held opponent to 56 points or less:

56 at Vanderbilt (3-4-15)

Held opponent to 55 points or less:

54 vs. UMKC (12-29-16)

Held opponent to 50 points or less:

46 vs. Arkansas (2-9-16)

Held opponent to 45 points or less:

44 vs. Southern Miss (12-19-16)

Held opponent to 42 points or less:

42 vs. Texas-San Antonio (12-4-12)

Held opponent to 39 points or less:

39 at LSU (1-9-08)

Shot 50 percent or better from the field:

.542 [32-59] vs. Kentucky (1-17-17)

Shot 55 percent or better from the field:

.571 [32-56] vs. Missouri (1-25-17)

Shot 60 percent or better from the field:

.621 [41-66] vs. E. Washington (11-13-15)

Shot 65 percent or better from the field:

.660 [35-53] vs. Western Kentucky (1-5-09)

Was held to less than 35 percent from the field:

.309 [21-68] vs. Tennessee (2-4-17)

Was held to less than 30 percent from the field:

.283 [17-60] vs. North Carolina (11-19-12)

Was held to less than 25 percent from the field:

.175 [7-40] vs. Vanderbilt (2-23-13)

Held opp. to 35 percent or less from the field:

.327 [17-52] at Alabama (1-28-17)

Held opp. to 30 percent or less from the field:

.283 [17-60] vs. UMKC (12-29-16)

Held opp. to 25 percent or less from the field:

.231 [15-65] vs. Southern Miss (12-19-16)

Opponent shot 50 percent or better:

.516 [32-62] Auburn (2-7-17)

Opponent shot 60 percent or better:

.623 [33-53] Missouri (3-1-14)

Made 35 or more field goals:

35 vs. Texas Southern (12-2-15)

Made 40 or more field goals:

41 vs. Eastern Washington (11-13-15)

Made fewer than 15 field goals:

14 at Arkansas (2-7-15)

Attempted 70 or more shots from the field:

71 vs. Alabama (2-2-16)

Attempted 80 or more shots from the field:

80 at Alabama (2-21-09)

Attempted just 40 shots from the field:

40 vs. Vanderbilt (2-23-13)

Attempted 39 or fewer shots from the field:

39 at Vanderbilt (3-4-15)

Attempted 35 or fewer shots from the field:

34 vs. Tennessee (2-3-15)

Made 10 or more 3-pointers:

11 vs. Auburn (2-7-17)

Made 12 3-pointers:

12 vs. Missouri (1-25-17)

Made 13 3-pointers:

13 vs. Georgia State (12-04-16)

Made 15 3-pointers:

15 vs. North Carolina A&T (12-12-10)

Made 16 3-pointers:

16 vs. Troy (12-10-11)

Made 17 3-pointers:

17 vs. Southern Miss (12-19-16)

Did not make a 3-pointer:

[0-10] at Arkansas (2-7-15)

Made just one 3-pointer:

vs. Tennessee (1-7-15)

Made just two 3-pointers:

vs. Northwestern State (11-28-16)

Opponent made 15 or more 3-pointers:

16, Arkansas (1-9-16)

Opponent made just one 3-pointer:

vs. Texas A&M (1-14-17)

Attempted nine 3-pointers or less:

9 vs. Tennessee (1-7-15)

Attempted six 3-pointers or less:

6 at Ole Miss (1-29-03)

Attempted 25 3-pointers:

25 at Ole Miss (1-31-17)

THE LAST TIME (CONTINUED) . . .

Attempted 26 3-pointers:

26 vs. Tennessee (2-4-17)

Attempted 27 3-pointers:

27 vs. Texas Southern (12-2-15)

Attempted 28 3-pointers:

28 vs. Georgia (2-13-16)

Attempted 29 or more 3-pointers:

29 vs. Southern Miss (12-19-16)

Attempted 30 or more 3-pointers:

34 vs. Georgia State (12-04-16)

Attempted 35 or more 3-pointers:

35 vs. Kentucky (2-16-10)

Made 31 or more free throws:

31 vs. Auburn (1-22-14)

Made 40 or more free throws:

41 vs. LSU (2-11-09)

Made 50 or more free throws:

52 vs. LSU (2-11-09)

Made fewer than five free throws:

4 at Vanderbilt (2-1-14)

Made fewer than four free throws:

3 vs. Baylor (12-28-11)

Made only 1 free throw:

1 vs. Florida (1-30-14)

Opponent made 30 or more free throws:

31, Alabama (1-28-17)

Attempted 30 or more free throws:

34 vs. Auburn (2-7-17)

Attempted 35 or more free throws:

35 vs. Tennessee (2-3-15)

Attempted 40 or more free throws:

44 vs. Tennessee (1-7-15)

Attempted 45 or more free throws:

45 vs. Florida A&M (12-17-13)

Attempted fewer than 10 free throws:

9, vs. Georgia State (12-4-16)

Opponent attempted 35 or more free throws:

38, Auburn (2-7-17)

Had 50 or more rebounds:

50 vs. Arkansas (2-9-16)

Had 55 or more rebounds:

55 vs. Tennessee (2-4-17)

Had 58 or more rebounds:

58 vs. Troy (12-10-05)

Had 59 or more rebounds:

59 at Houston (12-19-09)

Had fewer than 25 rebounds:

21 vs. McNeese State (12-30-14)

Had 20 or fewer rebounds:

20 at Kentucky (1-12-16)

Had 20 or more assists:

20 vs. South Carolina (2-27-16)

Had 21 or more assists:

21 vs. Southern Miss (12-19-16)

Had 25 or more assists:

25 vs. St. Bonaventure (12-05-09)

Had 30 or more assists:

30 vs. Troy (12-10-11)

Had 5 Assists:

5, Florida State (12-16-15)

Had Fewer Than 5 Assists:

4, Tennessee (1-2-15)

Had 20 or more turnovers:

20 vs. South Carolina (3-6-13)

Had 21 or more turnovers:

21 vs. Jacksonville (12-23-14)

Had 23 or more turnovers:

23 vs. Arkansas (2-21-15)

Had 24 or more turnovers:

24 at Arkansas (2-7-15)

Had 25 turnovers:

26 vs. Mississippi Valley State (11-17-14)

Had 29 or more turnovers:

29 at Arkansas (1-23-13)

Had 30 or more turnovers:

31 at Kentucky (1-7-97)

Had 34 or more turnovers:

34 at Evansville (12-17-75)

Had fewer than 10 turnovers:

7 vs. Missouri (1-25-17)

Had five or fewer turnovers:

5 vs. Morehead State (12-22-16)

Forced 25 or more turnovers

26 vs. Kennesaw State (11-14-13)

Had 10 blocked shots:

10 vs. Texas Southern (12-2-15)

Had 11 blocked shots:

11 vs. Southern Miss (12-19-16)

Had 12 blocked shots:

12 at South Carolina (1-26-16)

Had 13 blocked shots:

13 vs. Arkansas (1-14-10)

Had 14 blocked shots:

14 vs. Texas-Pan American (11-24-09)

Had 16 blocked shots:

16 vs. Georgia (1-12-08)

Had 10 steals:

10 vs. Kentucky (1-17-17)

Had 11 steals:

11 vs. Texas A&M (1-14-17)

Had 12 steals:

12 vs. Ole Miss (3-2-16)

Had 13 steals:

13 vs. Boise State (11-18-16)

Had 14 steals:

14 vs. South Carolina (1-9-13)

Had 15 steals:

15 vs. Florida Gulf Coast (12-19-13)

Had 17 or more steals:

17 vs. Oregon State (12-01-16)

Had 20 or more steals:

20 vs. Nicholls State (11-17-01)

Had 1 steal or less:

1 vs. Vanderbilt (3-11-11)

MISSISSIPPI STATE IN OVERTIME

Mississippi State In Overtime Games

This Season	0-0
Overall Overtime Record	60-50
<i>Home Overtime Record</i>	34-22
<i>Road Overtime Record</i>	18-20
<i>Neutral Site Overtime Record</i>	8-8
Humphrey Coliseum Overtime Record	25-17
SEC Tournament Overtime Record	2-5
Double Overtime Record	6-5
Four Overtime Record	0-2
Postseason Overtime Record	1-0
Last OT Played (1OT)	vs. Alabama (L, 82-80, 2/2/16)
Last Double OT	vs. UMass (L, 101-96, 3/13/12)
Last Triple OT	vs. Alabama (L, 79-78, 2/27/71)
Last Four OT	vs. Ole Miss (W, 104-102, 1/24/90)

Mississippi State Coaches In Overtime Games

Babe McCarthy	6-5	Bob Boyd	3-4
<i>Home Overtime Record</i>	2-2	<i>Home Overtime Record</i>	2-1
<i>Road Overtime Record</i>	2-2	<i>Road Overtime Record</i>	1-2
<i>Neutral Site Overtime Record</i>	2-1	<i>Neutral Site Overtime Record</i>	0-1
Joe Dan Gold	5-3	Richard Williams	15-11
<i>Home Overtime Record</i>	3-3	<i>Home Overtime Record</i>	7-3
<i>Road Overtime Record</i>	1-0	<i>Road Overtime Record</i>	5-5
<i>Neutral Site Overtime Record</i>	1-0	<i>Neutral Site Overtime Record</i>	3-3
Kermit Davis	8-6	Rick Stansbury	15-16
<i>Home Overtime Record</i>	5-3	<i>Home Overtime Record</i>	7-6
<i>Road Overtime Record</i>	3-3	<i>Road Overtime Record</i>	6-7
<i>Neutral Site Overtime Record</i>	2-0	<i>Neutral Site Overtime Record</i>	2-3
Ron Greene	2-0	Rick Ray	3-1
<i>Home Overtime Record</i>	2-0	<i>Home Overtime Record</i>	3-1
Jim Hatfield	3-3	Ben Howland	0-1
<i>Home Overtime Record</i>	3-2	<i>Home Overtime Record</i>	0-1
<i>Road Overtime Record</i>	0-1		

OVERTIME FOES

TEAM	RECORD	TEAM	RECORD
Alabama	6-7	South Alabama	1-0
Alaska-Fairbanks	1-0	South Carolina	3-0
Arkansas	2-1	Tennessee	6-2
Auburn	6-4	Texas	1-0
Baylor	1-0	Texas A&M	1-1
BYU	0-1	Troy	2-0
California	0-1	Tulane	0-1
Drake	1-0	UAB	0-1
Florida	0-3	UMass	0-1
Florida State	1-0	Vanderbilt	2-5
Georgia	3-3		
Georgia Tech	1-0		
Houston	0-1		
Idaho	0-1		
Kentucky	4-5		
Loyola	1-0		
LSU	3-4		
Memphis	1-0		
Missouri-Kansas City	0-1		
Montana	1-0		
Morehead State	1-0		
NE Louisiana	0-1		
Northwestern State	0-1		
Oklahoma	1-0		
Ole Miss	6-3		
Old Dominion	0-1		
San Diego	0-1		
Santa Clara	2-0		
Southern Mississippi	1-0		
SW Louisiana	1-0		

1 LAMAR PETERS



Freshman | Guard

6-0 | 188

New Orleans, LA

Landry-Walker HS

Season Highs

Points: 25, Kentucky 1-17-17
FGM: 9, 2x, last vs Kentucky 1-17-17
FGA: 16, Kentucky 1-17-17
3FGM: 7, Missouri 1-25-17
3FGA: 11, Missouri 1-25-17
FTM: 11, TAMU 1-14-17
FTA: 11, 2x, last vs Auburn 2-7-17
Rebounds: 7, Kentucky 1-17-17
Assists: 7, 3x, last vs Auburn 2-7-17
Blocks: 2, Southern Miss 12-19-16
Steals: 5, TAMU 1-14-17
Minutes: 36, Auburn 2-7-17

Peters' Notes . . .

-Made his collegiate debut against Norfolk State on November 11, 2016

- Earned his first-career steal against Boise State.

-Led the team in 3-pointers with 4 against UTEP.

-Had a career-high 3 steals against ETSU.

-Earned his first career (2) blocks against Southern Miss.

-Had career-high 5 steals vs. Texas A&M and was 11-of-11 at FTL.

-Had a career-high rebounds (7) against Kentucky.

-Had a career-high (7) assists against Tennessee.

-Has scored in double-digits 15 out of 21 games played.

-Had a new career-high (7) three-pointers made.

-Tied his career-high (7) assists for the third time against Auburn.

-Had a new career-high (36) minutes.

2016-17 Game-By-Game

Opponent	MIN	FG	Pct.	3FG	Pct.	FT	Pct.	O-D-R	PF	A	TO	B	S	PTS
N11 Norfolk State	15	0-3	.000	0-2	.000	0-0	.000	0-1-1	2	3	4	0	0	0
N17 Central Florida	-DNP-													
N18 Boise State	14	0-4	.000	0-3	.000	0-0	.000	1-0-1	3	1	0	0	1	0
N20 UTEP	23	4-6	.667	4-5	.800	1-1	1.000	0-1-1	3	4	1	0	0	13
N25 Lehigh	*	31	4-10	.400	3-7	.429	0-0	.000	0-2-2	1	1	1	0	11
N28 Northwestern State-DNP-														
D1 Oregon State	15	3-6	.500	2-3	.667	2-2	1.000	0-1-1	4	3	1	0	2	10
D4 Georgia State	26	9-12	.750	6-9	.667	0-0	.000	1-5-6	2	4	1	0	0	24
D14 ETSU	22	3-10	.300	3-7	.429	1-2	.500	0-1-1	4	2	3	0	3	10
D19 Southern Miss	23	5-11	.455	4-7	.571	1-1	1.000	0-3-3	3	5	0	2	0	15
D22 Morehead State	24	1-4	.250	1-4	.250	0-0	.000	0-1-1	2	0	0	0	0	3
D29 UMKC	22	3-5	.600	0-1	.000	1-3	.333	0-1-1	5	2	2	1	0	7
J3 Alabama	21	4-9	.444	1-4	.250	0-0	.000	0-1-1	5	4	1	0	2	9
J7 LSU	*	27	4-10	.400	2-5	.400	5-6	.833	0-1-1	2	5	3	0	15
J10 Arkansas	*	30	5-12	.417	4-10	.400	0-0	.000	0-3-3	1	2	3	0	14
J14 Texas A&M	*	31	1-7	.143	1-5	.200	11-11	1.000	1-1-2	1	4	3	0	5
J17 Kentucky	*	35	9-16	.563	2-5	.400	5-8	.625	1-6-7	3	2	5	0	25
J21 Tennessee	*	26	4-10	.400	1-5	.200	2-2	1.000	0-2-2	2	7	0	0	11
J25 Missouri	*	20	8-12	.667	7-11	.636	0-0	.000	1-0-1	4	2	1	1	23
J28 Alabama	*	34	4-12	.333	2-6	.333	3-5	.600	0-0-0	3	3	8	0	13
J31 Ole Miss	*	24	5-10	.500	2-5	.400	4-4	1.000	0-2-2	1	4	4	0	16
F4 Tennessee	*	34	1-8	.125	0-6	.000	2-4	.500	0-2-2	2	7	2	0	4
F7 Auburn	*	36	5-12	.417	3-8	.375	10-11	.909	0-2-2	4	7	4	0	23
F11 South Carolina														
F14 Georgia														
F18 Florida														
F21 Ole Miss														
F25 Vanderbilt														
F28 South Carolina														
M4 LSU														
M8-12 SEC Tournament														

CAREER STATS FOR LAMAR PETERS

Year	GP-GS	Min/Avg	FG-FGA	Pct	3FM-3GA	Pct	FT-FTA	Pct	Rebs	PF-D	Ast	TO	Blk	Stl	Pts/Avg
2016-17	21-11	533/25.4	82-189	.434	48-118	.407	48-60	.800	41-2.0	57-2	72	47	4	21	260/12.4

2 ELI WRIGHT



Freshman | Gaurd

6-4 | 203

Owensboro, KY

22 Feet Academy

Season Highs

Points: 11, NWST 11-28-16
FGM: 4, twice, last vs LSU 1-7-17
FGA: 5, NWST 11-28-16
3FGM: 1, twice, last vs LSU 1-7-17
3FGA: 2, twice, last vs Oregon State 12-1-16
FTM: 3, 5x last vs Oregon State 12-1-16
FTA: 5, NWST 11-28-16
Rebounds: 7, NWST 11-28-16
Assists: 3, Boise State 11-18-16
Blocks: 1, 3x, last vs Auburn 2-7-17
Steals: 2, Oregon State 12-1-16
Minutes: 31, NWST 11-28-16

Wright's Notes . . .

-Made his collegiate debut against Norfolk State.

-Earned his first collegiate points with 2 against UCF.

-Earned his first collegiate block against UTEP.

-Had a career-high 31 minutes against Northwestern State.

-Had a career-high 11 points against Northwestern State.

-Had a career-high 2 steals against Oregon State.

-Best SEC game was 9 points at LSU.

-Shot at 100% against Auburn and was 1-2 from the FT line.

2016-17 Game-By-Game

Opponent	MIN	FG	Pct.	3FG	Pct.	FT	Pct.	O-D-R	PF	A	TO	B	S	PTS
N11 Norfolk State	13	0-2	.000	0-1	.000	0-0	.000	0-1-1	4	0	0	0	0	0
N17 Central Florida	15	0-2	.000	0-2	.000	2-2	1.000	0-0-0	4	0	1	0	0	2
N18 Boise State	15	0-1	.000	0-1	.000	2-2	1.000	0-0-0	2	3	1	0	1	0
N20 UTEP	10	0-3	.000	0-1	.000	0-0	.000	0-1-1	0	0	0	1	0	0
N25 Lehigh	18	0-2	.000	0-1	.000	2-2	1.000	0-1-1	0	0	1	0	1	2
N28 Northwestern State *	31	4-5	.800	0-1	.000	3-5	.600	3-4-7	4	1	1	0	1	11
D1 Oregon State	19	3-4	.750	1-2	.500	3-4	.750	0-3-3	1	1	0	0	2	10
D4 Georgia State	16	0-4	.000	0-2	.000	0-0	.000	1-1-2	0	0	1	0	0	0
D14 ETSU	12	1-1	1.000	0-0	.000	2-4	.500	0-0-0	2	0	0	0	0	4
D19 Southern Miss	-DNP-													
D22 Morehead State	3	0-2	.000	0-1	.000	0-0	.000	0-0-0	0	0	0	0	0	0
D29 UMKC	14	0-0	.000	0-0	.000	0-0	.000	0-2-2	1	0	1	0	0	0
J3 Alabama	1	0-0	.000	0-0	.000	0-0	.000	0-0-0	0	0	0	0	0	0
J7 LSU	11	4-4	1.000	1-1	1.000	0-2	.000	0-0-0	1	0	0	0	1	9
J10 Arkansas	3	1-2	.500	0-0	.000	0-0	.000	1-1-2	1	0	0	0	0	2
J14 Texas A&M	3	0-0	.000	0-0	.000	0-0	.000	0-0-0	0	0	0	0	0	0
J17 Kentucky	8	1-2	.500	0-0	.000	0-0	.000	0-0-0	2	0	0	0	1	2
J21 Tennessee	13	2-3	.667	0-1	.000	0-1	.000	1-4-5	5	0	0	1	0	4
J25 Missouri	17	3-4	.750	1-1	1.000	0-0	.000	0-0-0	1	0	1	0	0	7
J28 Alabama	15	2-3	.667	0-1	.000	1-1	1.000	1-0-1	1	0	0	0	0	5
J31 Ole Miss	20	0-1	.000	0-1	.000	2-2	1.000	2-1-3	1	1	4	0	0	2
F4 Tennessee	3	0-1	.000	0-0	.000	0-0	.000	1-0-1	2	0	0	0	0	0
F7 Auburn	21	3-3	1.000	2-2	1.000	1-2	.500	0-2-2	4	0	0	1	0	9
F11 South Carolina														
F14 Georgia														
F18 Florida														
F21 Ole Miss														
F25 Vanderbilt														
F28 South Carolina														
M4 LSU														
M8-12 SEC Tournament														

CAREER STATS FOR ELI WRIGHT

Year	GP-GS	Min/Avg	FG-FGA	Pct	3FM-3GA	Pct	FT-FTA	Pct	Rebs	PF-D	Ast	TO	Blk	Stl	Pts/Avg
2016-17	22-1	282/12.8	24-49	.490	5-19	.263	18-27	.667	30-1.4	36-1	6	11	3	7	71/3.2

3 XAVIAN STAPLETON



Sophomore | Guard

6-6 | 195

Flora, MS

Madison Central HS

Season Highs

Points: 14, Tennessee 2-4-17
FGM: 6, Tennessee 2-4-17
FGA: 13, Tennessee 2-4-17
3FGM: 2, Southern Miss 12-19-16
3FGA: 4, Kentucky 1-17-17
FTM: 6, Arkansas 1-10-17
FTA: 7, Arkansas 1-10-17
Rebounds: 11, Tennessee 2-4-17
Assists: 1, 3x, last vs Tennessee 2-4-17
Blocks: 1, 5x, last vs Tennessee 2-4-17
Steals: 4, Tennessee 2-4-17
Minutes: 26, Tennessee 2-4-17

Stapleton's Notes . . .

-Appeared in his first game at MSU against Southern Miss after being out for an ACL injury.

-Had 8 points, 1 block, 2 steals and 1 rebound in his first appearance as a Bulldog.

-Season high of (10) points came at Arkansas.

-Had his third career start.

-Earned his first career double-double against Tennessee. With career high (14) points and (11) rebounds.

-Had a career high (4) steals against tennessee.

2016-17 Game-By-Game

Opponent	MIN	FG	Pct.	3FG	Pct.	FT	Pct.	O-D-R	PF	A	TO	B	S	PTS
N11 Norfolk State	-DNP-													
N17 Central Florida	-DNP-													
N18 Boise State	-DNP-													
N20 UTEP	-DNP-													
N25 Lehigh	-DNP-													
N28 Northwestern State	-DNP-													
D1 Oregon State	-DNP-													
D4 Georgia State	-DNP-													
D14 ETSU	-DNP-													
D19 Southern Miss	11	3-5	.600	2-2	1.000	0-0	.000	0-1-1	2	0	0	1	2	8
D22 Morehead State	*	15	2-4	.500	1-2	.500	0-0	.000	1-2-3	2	0	0	1	5
D29 UMKC		18	3-7	.429	1-3	.333	2-4	.500	0-2-2	1	1	2	1	9
J3 Alabama	*	14	2-5	.400	0-2	.000	1-2	.500	0-1-1	2	0	0	0	5
J7 LSU		4	2-3	.667	0-1	.000	0-0	.000	0-0-0	0	0	0	0	4
J10 Arkansas		14	2-5	.400	0-2	.000	6-7	.857	3-4-7	2	0	0	0	10
J14 Texas A&M		7	1-2	.500	0-0	.000	1-2	.500	0-0-0	4	0	0	0	3
J17 Kentucky		17	3-7	.429	1-4	.250	2-2	1.000	0-0-0	5	0	3	0	9
J21 Tennessee		17	1-4	.250	0-2	.000	1-4	.250	1-1-2	4	0	1	0	3
J25 Missouri	*	10	2-5	.400	1-1	1.000	0-0	.000	1-0-1	3	0	1	0	5
J28 Alabama		8	2-4	.500	1-2	.500	0-1	.000	1-2-3	5	0	1	0	5
J31 Ole Miss		18	2-5	.400	0-3	.000	2-3	.667	0-1-1	1	1	0	0	6
F4 Tennessee		26	6-13	.462	1-3	.333	1-2	.500	5-6-11	4	1	1	1	14
F7 Auburn		22	1-2	.500	0-1	.000	1-3	.333	0-1-1	4	0	2	1	3
F11 South Carolina														
F14 Georgia														
F18 Florida														
F21 Ole Miss														
F25 Vanderbilt														
F28 South Carolina														
M4 LSU														
M8-12 SEC Tournament														

CAREER STATS FOR XAVIAN STAPLETON

Year	GP-GS	Min/Avg	FG-FGA	Pct	3FM-3GA	Pct	FT-FTA	Pct	Rebs	PF-D	Ast	TO	Blk	Stl	Pts/Avg
2016-17	14-3	201/14.4	32-71	.451	8-28	.286	17-30	.567	33-2.4	39-2	3	11	5	15	89/6.4

4 MARIO KEGLER



Freshman | Guard

6-7 | 220

Jackson, MS

Oak Hill Academy

Season Highs

Points: 17, Tennessee 2-4-17
FGM: 6, 2x last vs Kentucky 1-17-17
FGA: 13, Georgia State 12-4-16
3FGM: 4, 2x, last vs Tennessee 2-4-17
3FGA: 8, Georgia State 12-4-16
FTM: 5, 2x, last vs Missouri 1-25-17
FTA: 7, Missouri 1-25-17
Rebounds: 9, 3x, last Tennessee 2-4-17
Assists: 5, Arkansas 1-10-17
Blocks: 1, 4x, last vs Alabama 1-28-17
Steals: 2, 3x, last vs UMKC 12-29-16
Minutes: 35, ETSU 12-14-16

Kegler's Notes . . .

-Earned his first-career start during his collegiate debut against Norfolk State.

-Had a career-high 5 rebounds against UCF on November 17, 2016.

-Had a career-high 12 points against Boise State on November 18, 2016.

-Career-high 9 rebounds against Lehigh.

-Had a career-high 16 points against Georgia State.

-Tied his career-high 2 steals against Georgia State.

-Had a career and team-high 5 assists against Arkansas.

-Best SEC game was against Missouri with 16 points and 5 rebounds.

-Has scored in double-digits in 12 of 23 games played.

-Had a career-high (17) points and tied his career-high (9) rebounds against Tennessee.

2016-17 Game-By-Game

Opponent	MIN	FG	Pct.	3FG	Pct.	FT	Pct.	O-D-R	PF	A	TO	B	S	PTS
N11 Norfolk State	*	26	2-6	.333	2-4	.500	2-2	1.000	0-2-2	4	1	2	0	8
N17 Central Florida	*	22	3-7	.429	1-2	.500	0-0	.000	1-4-5	4	0	3	0	7
N18 Boise State	*	26	4-6	.667	2-4	.500	2-3	.667	1-3-4	2	0	3	0	12
N20 UTEP	*	27	2-10	.200	0-4	.000	2-2	1.000	1-7-8	1	0	0	0	6
N25 Lehigh	*	32	4-12	.333	1-3	.333	3-4	.750	4-5-9	2	0	3	0	12
N28 Northwestern State	*	30	4-12	.333	0-3	.000	0-0	.000	0-2-2	2	0	1	0	8
D1 Oregon State	*	28	4-5	.800	2-2	1.000	2-3	.667	1-2-3	1	1	3	0	12
D4 Georgia State	*	30	6-13	.462	4-8	.500	0-0	.000	1-3-4	1	3	2	0	16
D14 ETSU	*	35	5-7	.714	1-2	.500	1-3	.333	1-7-8	3	1	1	1	12
D19 Southern Miss	*	19	2-6	.333	1-4	.250	0-0	.000	0-7-7	3	1	0	0	5
D22 Morehead State		26	3-8	.375	0-4	.000	1-5	.200	3-4-7	0	1	0	0	7
D29 UMKC	*	25	2-8	.250	2-4	.500	2-3	.667	2-5-7	1	0	1	0	8
J3 Alabama	*	33	4-9	.444	0-5	.000	4-6	.667	1-6-7	2	0	1	0	12
J7 LSU	*	27	2-7	.286	2-5	.400	5-6	.833	1-6-7	3	0	2	0	11
J10 Arkansas	*	28	2-5	.400	0-2	.000	3-6	.500	0-3-3	4	5	3	0	7
J14 Texas A&M	*	28	1-7	.143	0-2	.000	2-5	.400	0-5-5	1	0	1	1	4
J17 Kentucky	*	32	6-10	.600	1-3	.333	0-2	.000	2-6-8	3	2	2	1	13
J21 Tennessee	*	25	3-6	.500	2-3	.667	2-2	1.000	1-2-3	2	0	2	0	10
J25 Missouri	*	34	5-9	.556	1-4	.250	5-7	.714	2-3-5	2	2	0	0	16
J28 Alabama	*	27	2-7	.286	1-2	.500	0-2	.000	0-5-5	4	4	3	1	5
J31 Ole Miss	*	32	2-6	.333	2-5	.400	2-3	.667	0-6-6	3	3	4	0	8
F4 Tennessee	*	33	5-10	.500	4-6	.667	3-5	.600	2-7-9	3	1	1	0	17
F7 Auburn	*	20	5-6	.833	3-3	1.000	3-3	1.000	0-4-4	5	2	1	0	16
F11 South Carolina														
F14 Georgia														
F18 Florida														
F21 Ole Miss														
F25 Vanderbilt														
F28 South Carolina														
M4 LSU														
M8-12 SEC Tournament														

CAREER STATS FOR MARIO KEGLER

Year	GP-GS	Min/Avg	FG-FGA	Pct	3FM-3GA	Pct	FT-FTA	Pct	Rebs	PF-D	Asst	TO	Blk	Stl	Pts/Avg
2016-17	23-22	645/28.0	78-182	.429	32-84	.381	44-72	.611	128-5.6	56-1	27	40	4	13	232/10.1

5 JOE STRUGG



R- Freshman| Forward

6-9 | 196

Montgomery, AL

G.W. Carver HS

Season Highs

Points: 3, Southern Miss 12-19-16
FGM: 1, Southern Miss 12-19-16
FGA: 2, Southern Miss 12-19-16
3FGM: 1, Southern Miss 12-19-16
3FGA: 2, Southern Miss 12-19-16
FTM: --
FTA: --
Rebounds: 1, 3x, last vs UMKC 12-29-16
Assists: --
Blocks: --
Steals: --
Minutes: 6, Southern Miss 12-19-16

Strugg's Notes . . .

-Earned his first collegiate minutes played with 2 against UCF on November 17, 2016.

-Had a career-high 1 rebound against Oregon State.

-Had a career high 6 minutes and 3 points against Southern Miss.

-Has not appeared in any SEC games.

-Did not travel to Alabama because he was sick.

2016-17 Game-By-Game

Opponent	MIN	FG	Pct.	3FG	Pct.	FT	Pct.	O-D-R	PF	A	TO	B	S	PTS
N11 Norfolk State	-DNP-													
N17 Central Florida	2	0-0	.000	0-0	.000	0-0	.000	0-0-0	0	0	0	0	0	0
N18 Boise State	-DNP-													
N20 UTEP	-DNP-													
N25 Lehigh	-DNP-													
N28 Northwestern State	4	0-1	.000	0-0	.000	0-0	.000	0-0-0	1	0	0	0	0	0
D1 Oregon State	1	0-0	.000	0-0	.000	0-0	.000	0-1-1	0	0	0	0	0	0
D4 Georgia State	1	0-1	.000	0-1	.000	0-0	.000	0-1-1	0	0	0	0	0	0
D14 ETSU	-DNP-													
D19 Southern Miss	6	1-2	.500	1-2	.500	0-0	.000	0-0-0	1	0	3	0	0	3
D22 Morehead State	-DNP-													
D29 UMKC	1	0-0	.000	0-0	.000	0-0	.000	0-1-1	0	0	1	0	0	0
J3 Alabama	-DNP-													
J7 LSU	-DNP-													
J10 Arkansas	-DNP-													
J14 Texas A&M	-DNP-													
J17 Kentucky	-DNP-													
J21 Tennessee	-DNP-													
J25 Missouri	-DNP-													
J28 Alabama	-DNP-													
J31 Ole Miss	-DNP-													
F4 Tennessee	-DNP-													
F7 Auburn	-DNP-													
F11 South Carolina														
F14 Georgia														
F18 Florida														
F21 Ole Miss														
F25 Vanderbilt														
F28 South Carolina														
M4 LSU														
M8-12 SEC Tournament														

CAREER STATS FOR JOE STRUGG

Year	GP-GS	Min/Avg	FG-FGA	Pct	3FM-3GA	Pct	FT-FTA	Pct	Rebs	PF-D	Ast	TO	Blk	Stl	Pts/Avg
2016-17	6-0	15/2.5	1-4	.250	1-3	.333	0-0	.000	3-0.5	2-0	0	4	0	0	3/0.5

11 QUINNDARY WEATHERSPOON



Sophomore | Guard

6-4 | 205

Canton, MS

Velma Jackson HS

Season Highs

Points: 29, Missouri 1-25-17
FGM: 11, Missouri 1-25-17
FGA: 18, 2x, last vs Tennessee 2-4-17
3FGM: 6, Arkansas 1-10-17
3FGA: 8, 2x, last vs UMKC 12-29-16
FTM: 7, ETSU 12-14-16
FTA: 8, 2x, last vs Morehead State 12-22-16
Rebounds: 9, 2x, last vs Auburn 2-7-17
Assists: 4, 3x, last vs Missouri 1-25-17
Blocks: 2, 2x, last vs LSU 1-7-17
Steals: 4, 4x last vs Kentucky 1-17-17
Minutes: 36, twice, last vs Morehead State

Career Highs

Points: 29, Missouri 1-25-17
FGM: 11, Missouri 1-25-17
FGA: 18, UCF 11-17-16
3FGM: 6, Arkansas 1-10-17
3FGA: 8, 3x, last vs UMKC 12-29-16
FTM: 8, Vanderbilt, 2-16-16
FTA: 10, Vanderbilt, 2-16-16
Rebounds: 14, Missouri, 1-30-16
Assists: 4, 3x, last vs Missouri 1-25-17
Blocks: 2, 3x, last vs LSU 1-7-17
Steals: 4, 3x, last vs Georgia State 12-4-16
Minutes: 41, Alabama, 2-2-16

2016-17 Game-By-Game

Opponent	MIN	FG	Pct.	3FG	Pct.	FT	Pct.	O-D-R	PF	A	TO	B	S	PTS
N11 Norfolk State	*	30	9-16	.563	2-5	.400	2-2	1.000	2-4-6	2	2	2	1	22
N17 Central Florida	*	35	6-18	.333	2-5	.400	5-5	1.000	2-5-7	0	4	1	1	19
N18 Boise State	*	35	9-12	.750	1-3	.333	6-7	.857	1-3-4	1	2	2	0	25
N20 UTEP	*	36	2-9	.222	0-2	.000	5-7	.714	0-3-3	3	2	0	0	9
N25 Lehigh	-DNP-													
N28 Northwestern State	-DNP-													
D1 Oregon State	*	30	6-7	.857	4-5	.800	5-6	.833	1-3-4	3	0	4	0	21
D4 Georgia State	*	27	5-12	.417	2-8	.250	2-2	1.000	1-2-3	4	3	3	0	14
D14 ETSU	*	32	3-14	.214	0-4	.000	7-8	.875	3-4-7	2	1	3	0	13
D19 Southern Miss	*	26	4-8	.500	4-4	1.000	4-4	1.000	1-0-1	2	2	2	0	16
D22 Morehead State	*	36	10-17	.588	1-3	.333	6-8	.759	1-4-5	2	3	1	0	27
D29 UMKC	*	25	9-15	.600	5-8	.625	2-5	.400	2-5-7	2	4	2	0	25
J3 Alabama	*	33	2-11	.182	1-6	.167	2-2	1.000	2-3-5	4	2	4	0	7
J7 LSU	*	33	6-11	.545	1-3	.333	1-2	.500	4-3-7	2	1	6	2	14
J10 Arkansas	*	34	8-11	.727	6-7	.857	3-4	.750	2-4-6	2	2	0	0	25
J14 Texas A&M	*	33	5-8	.625	3-5	.600	0-0	.000	0-1-1	2	1	1	0	13
J17 Kentucky	*	27	6-12	.500	1-5	.200	2-4	.500	1-2-3	5	2	3	0	15
J21 Tennessee	*	29	3-8	.375	1-2	.500	4-5	.800	0-1-1	2	0	3	0	11
J25 Missouri	*	32	11-17	.647	2-6	.333	5-6	.833	1-7-8	1	4	2	0	29
J28 Alabama	*	35	4-14	.286	1-4	.250	2-2	1.000	2-5-7	4	1	4	0	11
J31 Ole Miss	*	34	7-17	.412	2-5	.400	0-0	.000	0-2-2	1	1	2	0	16
F4 Tennessee	*	37	3-18	.167	0-5	.000	1-6	.167	2-7-9	2	0	1	1	7
F7 Auburn	*	36	8-17	.471	3-5	.600	6-6	1.000	1-8-9	3	0	3	0	25
F11 South Carolina														
F14 Georgia														
F18 Florida														
F21 Ole Miss														
F25 Vanderbilt														
F28 South Carolina														
M4 LSU														
M8-12 SEC Tournament														

Weatherspoon's Notes . . .

- Tabbed first-team All-SEC by league coaches and second-team by the media.

- Played through a wrist injury against UTEP on November 20, 2016. Missed two games and then returned to score 21 points against Oregon State.

- Has now totaled 20-plus points nine times in his career, eight times this year.

- On Jan 23., was named the SEC player of the week.

- Has scored in double-digits in 18 of 21 games played.

- Had a new season-high (8) rebounds and career-high (29) points against Missouri.

- Tied his career-high (4) assists for the third time.

- Tied his season-high (9) rebounds against Auburn.

CAREER STATS FOR QUINNDARY WEATHERSPOON

Year	GP-GS	Min/Avg	FG-FGA	Pct	3FM-3GA	Pct	FT-FTA	Pct	Rebs	PF-D	Asst	TO	Blk	Stl	Pts/Avg
2015-16	31-17	836/27.0	133-297	.448	43-109	.394	62-77	.805	146-4.7	75-1	43	45	16	42	371/12.0
2016-17	21-21	675/32.1	126-272	.463	42-100	.420	70-91	.769	105-5.0	49-1	37	49	6	37	364/17.3
Totals	52-38	1511/29.1	259-569	.455	85-209	.407	132-168	.786	251-4.8	124-2	80	94	22	79	735/14.1

12 DREW DAVIS



Junior | Guard

5-10 | 172

Atlanta, GA

Fort Walton Beach HS

Season Highs

Points: 6, Southern Miss 12-19-16

FGM: 2, Southern Miss 12-19-16

FGA: 1, Oregon State 12-1-16

3FGM: 2, Southern Miss 12-19-16

3FGA: 1, Oregon State 12-1-16

FTM: --

FTA: --

Rebounds: --

Assists: --

Blocks: --

Steals: --

Minutes: 5, Southern Miss 12-19-16

Davis' Notes . . .

-Had a career-high 5 minutes against Southern Miss.

-Was 2-2 with 3-pointers against Southern Miss.

-Had a career-high 6 points against Southern Miss.

-Played in his 5th game this season.

2016-17 Game-By-Game

Opponent	MIN	FG	Pct.	3FG	Pct.	FT	Pct.	O-D-R	PF	A	TO	B	S	PTS
N11 Norfolk State	-DNP-													
N17 Central Florida	-DNP-													
N18 Boise State	-DNP-													
N20 UTEP	-DNP-													
N25 Lehigh	-DNP-													
N28 Northwestern State	-DNP-													
D1 Oregon State	1	0-1	.000	0-1	.000	0-0	.000	0-0-0	0	0	0	0	0	0
D4 Georgia State	2	0-0	.000	0-1	.000	0-0	.000	0-0-0	0	0	0	0	0	0
D14 ETSU	-DNP-													
D19 Southern Miss	5	2-3	.667	2-2	1.000	0-0	.000	0-0-0	0	1	2	0	0	6
D22 Morehead State	-DNP-													
D29 UMKC	2	1-1	1.000	0-0	.000	0-0	.000	0-0-0	0	0	0	0	0	2
J3 Alabama	-DNP-													
J7 LSU	-DNP-													
J10 Arkansas	-DNP-													
J14 Texas A&M	-DNP-													
J17 Kentucky	-DNP-													
J21 Tennessee	-DNP-													
J25 Missouri	1	0-1	.000	0-0	.000	0-0	.000	1-0-1	0	0	0	0	0	0
J28 Alabama	-DNP-													
J31 Ole Miss	-DNP-													
F4 Tennessee	-DNP-													
F7 Auburn	-DNP-													
F11 South Carolina														
F14 Georgia														
F18 Florida														
F21 Ole Miss														
F25 Vanderbilt														
F28 South Carolina														
M4 LSU														
M8-12 SEC Tournament														

CAREER STATS FOR DREW DAVIS

Year	GP-GS	Min/Avg	FG-FGA	Pct	3FM-3GA	Pct	FT-FTA	Pct	Rebs	PF-D	Asst	TO	Blk	Stl	Pts/Avg
2016-17	5-0	11/2.2	3-6	.500	2-3	.667	0-0	.000	1-0.2	0-0	1	2	0	0	8/1.6

13 NICK SINGLETON



Sophomore | Guard

6-5 | 194

Decatur, GA

Columbia HS

Season Highs

Points: 5, NWST 11-28-16
 FGM: 2, NWST 11-28-16
 FGA: 4, NWST 11-28-16
 3FGM: 1, NWST 11-28-16
 3FGA: 2, NWST 11-28-16
 FTM: --
 FTA: --
 Rebounds: 2, UCF, 11-17-16
 Assists: --
 Blocks: --
 Steals: 1, NWST 11-28-16
 Minutes: 13, NWST 11-28-16

2016-17 Game-By-Game

Opponent	MIN	FG	Pct.	3FG	Pct.	FT	Pct.	O-D-R	PF	A	TO	B	S	PTS
N11 Norfolk State	-DNP-													
N17 Central Florida	2	0-0	.000	0-0	.000	0-0	.000	1-1-2	0	0	0	0	0	0
N18 Boise State	-DNP-													
N20 UTEP	-DNP-													
N25 Lehigh	-DNP-													
N28 Northwestern State	13	2-4	.500	1-2	.500	0-0	.000	0-1-1	1	0	0	0	1	5
D1 Oregon State	1	0-0	.000	0-0	.000	0-0	.000	0-0-0	0	0	0	0	0	0
D4 Georgia State	2	0-1	.000	0-0	.000	0-0	.000	0-0-0	1	0	0	0	0	0
D14 ETSU	-DNP-													
D19 Southern Miss	6	0-1	.000	0-1	.000	0-0	.000	0-0-0	0	1	1	1	0	0
D22 Morehead State	-DNP-													
D29 UMKC	-DNP-													
J3 Alabama	-DNP-													
J7 LSU	-DNP-													
J10 Arkansas	-DNP-													
J14 Texas A&M	-DNP-													
J17 Kentucky	-DNP-													
J21 Tennessee	1	0-0	.000	0-0	.000	0-0	.000	0-0-0	0	0	0	0	0	0
J25 Missouri	-DNP-													
J28 Alabama	-DNP-													
J31 Ole Miss	-DNP-													
F4 Tennessee	-DNP-													
F7 Auburn	-DNP-													
F11 South Carolina														
F14 Georgia														
F18 Florida														
F21 Ole Miss														
F25 Vanderbilt														
F28 South Carolina														
M4 LSU														
M8-12 SEC Tournament														

Singleton's Notes . . .

-Had his first collegiate appearance with 2 minutes against UCF on November 17, 2016

-Had a career-high 13 minutes against Northwestern State.

-Had a career-high 5 points against Northwestern State.

CAREER STATS FOR NICK SINGLETON

Year	GP-GS	Min/Avg	FG-FGA	Pct	3FM-3GA	Pct	FT-FTA	Pct	Rebs	PF-D	Asst	TO	Blk	Stl	Pts/Avg
2016-17	6-0	25/4.2	2-6	.333	1-3	.333	0-0	.000	3-0.5	2-0	1	1	1	1	5/0.8

15 I.J. READY



Senior | Guard

5-11 | 166

Rixey, AR

Parkview Magent HS

Season Highs

Points: 20, Lehigh 11-25-16
 FGM: 8, Lehigh 11-25-16
 FGA: 16, Lehigh 11-25-16
 3FGM: 3, LSU 1-7-17
 3FGA: 6, UCF, 11-17-16
 FTM: 6, 2x, last vs Arkansas 1-10-17
 FTA: 7, NWST 11-28-16
 Rebounds: 6, twice, last vs LSU 1-7-17
 Assists: 8, 3x, last vs Missouri 1-25-17
 Blocks: --
 Steals: 5, 3x, last vs Arkansas 1-10-17
 Minutes: 35, Lehigh 11-25-16

Career Highs

Points: 25, Eastern Washington, 11-13-15
 FGM: 8, twice, last vs Lehigh 11-25-16
 FGA: 16, 4x, last vs Lehigh 11-25-16
 3FGM: 4, Georgia, 1-24-15
 3FGA: 7, 7x, last vs. Texas Southern, 12-2-15
 FTM: 8, Eastern Washington, 11-13-15
 FTA: 9, Eastern Washington, 11-13-15
 Rebounds: 8, twice, last vs. Auburn, 1-21-15
 Assists: 11, twice, last vs. Northern Colorado, 12-23-15
 Blocks: 1, Arkansas, 2-9-16
 Steals: 5, 3x, last vs. NWST 11-28-16
 Minutes: 36, Ole Miss, 3-2-16

2016-17 Game-By-Game

Opponent	MIN	FG	Pct.	3FG	Pct.	FT	Pct.	O-D-R	PF	A	TO	B	S	PTS
N11 Norfolk State	* 31	5-13	.385	1-2	.500	3-4	.750	0-3-3	2	7	0	0	0	14
N17 Central Florida	* 30	6-15	.400	1-6	.167	2-2	1.000	1-2-3	1	4	2	0	1	15
N18 Boise State	* 27	5-9	.556	1-2	.500	2-3	.667	1-2-3	2	6	0	0	3	13
N20 UTEP	* 30	2-6	.333	0-1	.000	2-2	1.000	1-1-2	3	3	3	0	1	6
N25 Lehigh	* 35	8-16	.500	1-3	.333	3-5	.600	0-6-6	1	5	1	0	1	20
N28 Northwestern State	* 34	4-6	.667	1-1	1.000	5-7	.714	0-3-3	1	6	5	0	5	14
D1 Oregon State	* 28	2-6	.333	0-3	.000	0-0	.000	0-1-1	1	5	4	0	5	4
D4 Georgia State	* 30	5-8	.625	1-3	.333	0-0	.000	0-3-3	3	5	0	0	1	11
D14 ETSU	* 33	0-4	.000	0-1	.000	0-0	.000	0-2-2	1	4	4	0	0	0
D19 Southern Miss	* 25	3-5	.600	0-0	.000	0-0	.000	1-3-4	0	8	2	0	4	6
D22 Morehead State	* 33	6-10	.600	1-3	.333	6-6	1.000	0-2-2	1	3	0	0	0	19
D29 UMKC	* 25	3-6	.500	0-2	.000	0-0	.000	1-1-2	1	5	2	0	1	6
J3 Alabama	* 34	2-5	.400	0-0	.000	2-2	1.000	0-1-1	1	3	1	0	2	6
J7 LSU	26	5-6	.833	3-4	.750	0-0	.000	0-6-6	2	8	1	0	0	13
J10 Arkansas	30	1-3	.333	0-0	.000	6-6	1.000	0-3-3	1	4	4	0	5	8
J14 Texas A&M	28	2-4	.500	0-1	.000	2-2	1.000	0-3-3	1	5	2	0	3	6
J17 Kentucky	29	1-1	1.000	0-0	.000	2-2	1.000	0-0-0	0	1	0	0	0	4
J21 Tennessee	26	2-7	.286	0-1	.000	4-4	1.000	0-2-2	1	4	2	0	2	8
J25 Missouri	34	0-1	.000	0-0	.000	0-0	.000	0-4-4	2	8	0	0	1	0
J28 Alabama	2	0-0	.000	0-0	.000	0-0	.000	0-0-0	0	0	0	0	0	0
J31 Ole Miss	-DNP-													
F4 Tennessee	-DNP-													
F7 Auburn	-DNP-													
F11 South Carolina														
F14 Georgia														
F18 Florida														
F21 Ole Miss														
F25 Vanderbilt														
F28 South Carolina														
M4 LSU														
M8-12 SEC Tournament														

Ready's Notes . . .

-Had a season-high 4 steals against Boise State on November 18, 2016.

-Had a team-high 20 points and 5 assists against Lehigh.

-Needs 170 more points to be the 37th player to reach 1000.

-His 140 steals tie him for the 10th most in school history.

-Had a season-high (4) steals and (8) assists.

-Tied his season-high assists (8) and rebounds (6) against LSU.

-Had 5 assists against TAMU to give 355 for his career, now the 8th most in school history as he passed Detrick White.

-Tied his season-high (8) assists against Missouri.

-Has made 23 consecutive free throws.

-Did not travel to Auburn because of an injury.

CAREER STATS FOR I.J. READY

Year	GP-GS	Min/Avg	FG-FGA	Pct	3FM-3GA	Pct	FT-FTA	Pct	Rebs	PF-D	Asst	TO	Blk	Stl	Pts/Avg
2013-14	26-21	626/24.1	59-159	.371	17-48	.354	18-21	.857	55-2.1	31-1	69	41	0	32	153/5.9
2014-15	29-21	744/25.7	87-218	.399	28-95	.295	37-42	.881	57-2.0	46-0	71	41	0	37	239/8.2
2015-16	30-22	886/29.5	103-247	.417	26-91	.286	45-56	.804	79-2.6	56-1	134	48	1	39	277/9.2
2016-17	20-13	570/28.5	62-131	.473	10-33	.303	39-45	.867	53-2.7	25-0	94	33	0	35	173/8.7
Totals	105-77	2826/26.9	311-755	.412	81-267	.303	139-164	.848	244-2.3	158-2	368	163	1	143	842/8.0

20 MILES WASHINGTON



Freshman | Center

6-7 | 202

New Albany, MS

New Albany HS

Season Highs

Points: 2, UMKC 12-29-16
 FGM: 1, UMKC 12-29-16
 FGA: 2, UMKC 12-29-16
 3FGM: --
 3FGA: 1, UMKC 12-29-16
 FTM: --
 FTA: --
 Rebounds: --
 Assists: --
 Blocks: 1, Southern Miss 12-19-16
 Steals: --
 Minutes: 6, Southern Miss 12-19-16

Washington's Notes . . .

-Had a career-high 2 minutes against Georgia State.

-Earned his first career points against UMKC.

2016-17 Game-By-Game

Opponent	MIN	FG	Pct.	3FG	Pct.	FT	Pct.	O-D-R	PF	A	TO	B	S	PTS
N11 Norfolk State	-DNP-													
N17 Central Florida	-DNP-													
N18 Boise State	-DNP-													
N20 UTEP	-DNP-													
N25 Lehigh	-DNP-													
N28 Northwestern State	-DNP-													
D1 Oregon State	1	0-0	.000	0-0	.000	0-0	.000	0-0-0	1	0	0	0	0	0
D4 Georgia State	2	0-0	.000	0-0	.000	0-0	.000	0-0-0	0	0	0	0	0	0
D14 ETSU	-DNP-													
D19 Southern Miss	6	0-0	.000	0-0	.000	0-0	.000	0-0-0	0	0	0	1	0	0
D22 Morehead State	-DNP-													
D29 UMKC	2	1-2	.500	0-1	.000	0-0	.000	0-0-0	0	0	0	0	0	2
J3 Alabama	-DNP-													
J7 LSU	-DNP-													
J10 Arkansas	-DNP-													
J14 Texas A&M	-DNP-													
J17 Kentucky	-DNP-													
J21 Tennessee	-DNP-													
J25 Missouri	1	0-1	.000	0-0	.000	0-0	.000	0-0-0	1	0	0	0	0	0
J28 Alabama	-DNP-													
J31 Ole Miss	-DNP-													
F4 Tennessee	-DNP-													
F7 Auburn	-DNP-													
F11 South Carolina														
F14 Georgia														
F18 Florida														
F21 Ole Miss														
F25 Vanderbilt														
F28 South Carolina														
M4 LSU														
M8-12 SEC Tournament														

CAREER STATS FOR MILES WASHINGTON

Year	GP-GS	Min/Avg	FG-FGA	Pct	3FM-3GA	Pct	FT-FTA	Pct	Rebs	PF-D	Ast	TO	Blk	Stl	Pts/Avg
2016-17	5-0	12/2.4	1-3	.333	0-1	.000	0-0	.000	0-0.0	2-0	0	0	1	0	2/0.4

23 TYSON CARTER



Freshman | Guard

6-4 | 167

Starkville, MS

Starkville HS

Season Highs

Points: 17, Norfolk State, 11-11-16
FGM: 6, 2x, last vs Tennessee 1-21-17
FGA: 15, twice, last vs NWST 11-28-16
3FGM: 5, Norfolk State, 11-11-16
3FGA: 8, twice, last vs Lehigh 11-25-16
FTM: 6, Boise State 11-18-16
FTA: 6, Boise State 11-18-16
Rebounds: 6, UTEP 11-20-16
Assists: 2, 5x, last vs Alabama 1-28-17
Blocks: 1, twice, last vs Oregon State 12-1-16
Steals: 2, 3x, last vs Lehigh 11-25-16
Minutes: 37, NWST 11-28-16

Carter's Notes . . .

- 17 points is the most by a freshman on opening day since Chancellor Nichols scored 17 against Christian Brothers in November 1987. Was 6-8 shooting and made 5 3-pointers.

-Earned his first-career start during his collegiate debut against Norfolk State on November 11, 2016.

-Scored 17 points in his debut against Norfolk State, the most by a true freshman on opening day since Chancellor Nichols also had 17 against Christian Brothers on Nov. 28, 1987.

-Was 6-6 at the free throw line against Boise State.

-Was second on the team for 3-pointers with 3 against UTEP and had a career-high 6 rebounds.

-Had a career-high 37 minutes against Northwestern State.

-He is first on the team for free-throw shooting percentage (.885).

-Third on the team on with 26 made 3-pointers.

2016-17 Game-By-Game

Opponent	MIN	FG	Pct.	3FG	Pct.	FT	Pct.	O-D-R	PF	A	TO	B	S	PTS
N11 Norfolk State *	33	6-8	.750	5-7	.714	0-0	.000	0-1-1	1	2	1	0	1	17
N17 Central Florida *	33	2-12	.167	2-8	.250	2-4	.500	0-2-2	2	2	0	0	2	8
N18 Boise State *	30	4-10	.400	1-4	.250	6-6	1.000	0-2-2	2	1	0	0	2	15
N20 UTEP *	26	3-7	.429	3-6	.500	0-0	.000	0-6-6	1	1	0	0	0	9
N25 Lehigh *	36	5-15	.333	2-8	.250	4-4	1.000	0-2-2	3	0	1	1	2	16
N28 Northwestern State *	37	4-15	.267	0-7	.000	2-2	1.000	1-2-3	2	2	2	0	1	10
D1 Oregon State *	25	2-6	.333	1-2	.500	3-4	.750	0-3-3	0	0	0	1	1	8
D4 Georgia State *	24	0-3	.000	0-2	.000	2-2	1.000	0-3-3	1	2	0	0	2	2
D14 ETSU *	18	3-4	.750	1-1	1.000	0-0	.000	0-0-0	1	1	1	0	0	7
D19 Southern Miss *	22	3-5	.600	3-5	.600	2-2	1.000	0-4-4	0	1	1	0	1	11
D22 Morehead State *	24	2-4	.500	1-2	.500	2-2	1.000	1-2-3	1	1	2	0	1	7
D29 UMKC *	27	4-9	.444	3-4	.750	0-0	.000	0-4-4	0	0	0	0	0	11
J3 Alabama	23	4-7	.571	2-3	.667	0-0	.000	0-1-1	0	1	0	0	0	10
J7 LSU	15	0-1	.000	0-0	.000	0-0	.000	0-2-2	0	1	0	0	1	0
J10 Arkansas	10	1-4	.250	1-3	.333	0-0	.000	0-0-0	1	0	0	0	0	3
J14 Texas A&M	6	0-3	.000	0-3	.000	0-0	.000	0-0-0	0	0	1	0	0	0
J17 Kentucky	7	0-0	.000	0-0	.000	0-0	.000	0-1-1	0	1	0	0	0	0
J21 Tennessee	16	4-6	.667	1-3	.333	0-0	.000	0-0-0	0	0	0	0	1	9
J25 Missouri	5	1-1	1.000	0-0	.000	0-0	.000	1-1-2	0	0	0	0	0	2
J28 Alabama	10	1-3	.333	0-0	.000	2-2	1.000	1-0-1	2	2	0	0	1	4
J31 Ole Miss	20	0-7	.000	0-4	.000	0-0	.000	0-1-1	3	1	1	1	0	0
F4 Tennessee	14	2-8	.250	2-5	.400	0-0	.000	0-0-0	2	0	0	0	0	6
F7 Auburn	13	1-6	.167	0-2	.000	0-0	.000	0-1-1	4	0	1	0	0	2
F11 South Carolina														
F14 Georgia														
F18 Florida														
F21 Ole Miss														
F25 Vanderbilt														
F28 South Carolina														
M4 LSU														
M8-12 SEC Tournament														

CAREER STATS FOR TYSON CARTER

Year	GP-GS	Min/Avg	FG-FGA	Pct	3FM-3GA	Pct	FT-FTA	Pct	Rebs	PF-D	Ast	TO	Blk	Stl	Pts/Avg
2016-17	23-12	474/20.6	52-144	.361	28-79	.354	25-28	.893	42-1.8	26-0	19	11	3	16	157/6.8

34 SCHNIDER HERARD



Freshman | Center

6-10 | 250

Port-au-Prince, Haiti

Prestonwood Christian HS

Season Highs

Points: 16, TAMU 1-14-17
FGM: 5, 2x, last vs Alabama 1-28-17
FGA: 7, TAMU 1-14-17
3FGM: --
3FGA: --
FTM: 8, Tennessee 2-4-17
FTA: 14, Tennessee 2-4-17
Rebounds: 15, Tennessee 2-4-17
Assists: 2, UTEP 11-20-16
Blocks: 2, 2x, last vs Southern Miss 12-17-16
Steals: 1, 2x, last vs Auburn 2-7-17
Minutes: 32, Tennessee 2-4-17

Herard's Notes . . .

- Had his collegiate debut against Norfolk State and had 4 rebounds in the 17 minutes he played.

-Had a team-high 7 rebounds against Boise State on November 18, 2016.

-Earned his first career block & steal against Northwestern State.

-Had a career-high 24 minutes against Texas A&M.

-Career-high (12) rebounds against Southern Miss.

-Had a new career-high (16) points against TAMU.

-Has started all four SEC games.

-Earned his first career double-double against Tennessee with 14 points and 11 rebounds all before halftime.

-Had a new career-high (30) minutes against Alabama.

-Earned his second career double-double against Tennessee.

-Had a new career-high (32) minutes and (15) rebounds.

2016-17 Game-By-Game

Opponent	MIN	FG	Pct.	3FG	Pct.	FT	Pct.	O-D-R	PF	A	TO	B	S	PTS
N11 Norfolk State	17	2-3	.667	0-0	.000	0-1	.000	2-2-4	1	0	3	0	0	4
N17 Central Florida	18	0-2	.000	0-0	.000	2-3	.667	0-2-2	4	0	1	0	0	2
N18 Boise State	18	0-1	.000	0-0	.000	0-0	.000	1-6-7	2	0	1	0	0	0
N20 UTEP	20	0-1	.000	0-0	.000	0-0	.000	2-3-5	3	2	1	0	0	0
N25 Lehigh	14	1-2	.500	0-0	.000	0-0	.000	0-4-4	1	0	0	0	0	2
N28 Northwestern State	16	1-1	1.000	0-0	.000	0-0	.000	0-4-4	1	0	2	1	1	2
D1 Oregon State	21	0-2	.000	0-0	.000	2-4	.500	1-3-4	2	0	2	0	0	2
D4 Georgia State	18	3-4	.750	0-0	.000	2-3	.667	3-4-7	0	0	2	2	0	8
D14 ETSU	12	0-3	.000	0-0	.000	0-0	.000	2-1-3	0	0	0	0	0	0
D19 Southern Miss	23	3-4	.750	0-0	.000	1-4	.250	4-8-12	2	2	1	2	0	7
D22 Morehead State	10	2-2	1.000	0-0	.000	1-4	.250	0-1-1	2	0	0	0	0	5
D29 UMKC	15	2-2	1.000	0-0	.000	1-2	.500	2-6-8	2	0	1	0	0	5
J3 Alabama	* 16	0-1	.000	0-0	.000	4-4	1.000	2-3-5	4	0	4	0	0	4
J7 LSU	* 17	4-6	.667	0-0	.000	0-0	.000	2-2-4	1	1	1	0	0	8
J10 Arkansas	* 15	1-3	.333	0-0	.000	2-5	.400	2-2-4	3	0	4	0	0	4
J14 Texas A&M	* 24	5-7	.714	0-0	.000	6-8	.750	2-2-4	4	0	1	0	0	16
J17 Kentucky	* 11	3-4	.750	0-0	.000	1-4	.250	2-3-5	5	0	3	0	0	7
J21 Tennessee	* 20	5-8	.625	0-0	.000	4-8	.500	4-7-11	3	0	1	1	0	14
J25 Missouri	* 19	1-2	.500	0-0	.000	1-7	.143	1-3-4	2	0	0	0	0	3
J28 Alabama	* 30	5-5	1.000	0-0	.000	2-4	.500	3-3-6	2	1	1	0	0	12
J31 Ole Miss	* 23	1-1	1.000	0-0	.000	2-4	.500	0-5-5	3	0	3	0	1	4
F4 Tennessee	* 32	2-5	.400	0-0	.000	8-14	.571	7-8-15	2	0	2	0	0	12
F7 Auburn	* 27	1-5	.200	0-0	.000	4-6	.667	3-3-6	2	0	0	0	1	6
F11 South Carolina														
F14 Georgia														
F18 Florida														
F21 Ole Miss														
F25 Vanderbilt														
F28 South Carolina														
M4 LSU														
M8-12 SEC Tournament														

CAREER STATS FOR SCHNIDER HERARD

Year	GP-GS	Min/Avg	FG-FGA	Pct	3FM-3GA	Pct	FT-FTA	Pct	Rebs	PF-D	Ast	TO	Blk	Stl	Pts/Avg
2016-17	23-11	436/19.0	42-74	.568	0-0	.000	43-85	.506	130-5.7	51-1	6	34	6	3	127/5.5

35 ARIC HOLMAN



Sophomore | Forward

6-10 | 222

Owensboro, KY

Owensboro HS

Season Highs

Points: 18, UTEP 11-20-16
FGM: 8, UTEP 11-20-16
FGA: 13, Boise State 11-18-16
3FGM: 2, LSU 1-7-17
3FGA: 4, Boise State 11-18-16
FTM: 7, LSU 1-7-17
FTA: 9, LSU 1-7-17
Rebounds: 11, 3x, last vs Arkansas 1-10-17
Assists: 3, UMKC 12-29-16
Blocks: 5, 2x, last vs NWST 11-28-16
Steals: 2, 3x, last vs Oregon State 12-1-16
Minutes: 33, TAMU 1-14-17

Career Highs

Points: 18, UTEP 11-20-16
FGM: 8, UTEP 11-20-16
FGA: 13, Boise State 11-18-16
3FGM: 1, twice, last vs. Norfolk State 11-17-16
3FGA: 4, Boise State 11-18-16
FTM: 7, LSU 1-7-17
FTA: 9, LSU 1-7-17
Rebounds: 11, 2x, last vs Southern Miss 12-19-16
Assists: 4, Arkansas, 2-9-16
Blocks: 5, twice, last vs NWST 11-28-16
Steals: 2, 3x, last vs Oregon State 12-1-16
Minutes: 33, TAMU 1-14-17

2016-17 Game-By-Game

Opponent	MIN	FG	Pct.	3FG	Pct.	FT	Pct.	O-D-R	PF	A	TO	B	S	PTS
N11 Norfolk State	26	3-7	.429	1-2	.500	4-7	.571	3-8-11	2	0	1	5	2	11
N17 Central Florida	* 28	2-4	.500	0-1	.000	2-3	.667	4-3-7	1	0	2	1	1	6
N18 Boise State	* 24	6-13	.461	0-4	.000	0-0	.000	1-4-5	1	0	2	0	0	12
N20 UTEP	* 23	8-10	.800	0-1	.000	2-2	1.000	2-2-4	5	0	2	0	2	18
N25 Lehigh	* 24	4-6	.667	0-0	.000	2-2	1.000	1-3-4	4	2	2	1	1	10
N28 Northwestern State	* 26	4-6	.667	0-1	.000	5-6	.833	3-4-7	0	0	1	5	1	13
D1 Oregon State	* 26	2-7	.286	1-1	1.000	2-2	1.000	3-4-7	1	1	2	1	2	7
D4 Georgia State	* 15	3-7	.429	0-1	.000	1-2	.500	1-3-4	3	0	1	1	0	7
D14 ETSU	* 30	7-10	.700	1-3	.333	2-3	.667	2-4-6	3	0	1	4	1	17
D19 Southern Miss	* 20	2-7	.286	0-2	.000	1-1	1.000	1-10-11	0	0	1	2	1	5
D22 Morehead State	* 27	5-7	.714	0-1	.000	2-4	.500	3-3-6	2	2	2	3	0	12
D29 UMKC	* 21	1-3	.333	0-0	.000	0-1	.000	1-5-6	3	3	3	3	0	2
J3 Alabama	25	1-5	.200	0-1	.000	3-4	.750	0-5-5	4	1	2	4	1	5
J7 LSU	* 26	4-9	.444	2-3	.667	7-9	.778	2-7-9	1	1	1	2	0	17
J10 Arkansas	* 29	4-9	.444	1-2	.500	2-4	.500	6-5-11	1	1	0	2	0	11
J14 Texas A&M	* 33	4-5	.800	1-2	.500	2-2	1.000	0-5-5	4	0	2	3	1	11
J17 Kentucky	* 29	3-7	.429	0-0	.000	0-0	.000	3-1-4	3	2	2	2	1	6
J21 Tennessee	* 18	2-6	.333	0-3	.000	0-2	.000	1-5-6	1	0	1	2	0	4
J25 Missouri	23	1-2	.500	0-0	.000	2-5	.400	0-1-1	2	0	2	4	0	4
J28 Alabama	* 31	2-7	.286	0-1	.000	0-0	.000	3-6-9	3	0	1	1	0	4
J31 Ole Miss	* 25	4-6	.667	1-2	.500	0-0	.000	1-5-6	3	1	1	2	0	9
F4 Tennessee	* 16	2-5	.400	0-1	.000	0-0	.000	1-4-5	5	0	2	2	0	4
F7 Auburn	* 19	3-7	.429	0-2	.000	2-3	.667	2-4-6	0	1	2	1	1	8
F11 South Carolina														
F14 Georgia														
F18 Florida														
F21 Ole Miss														
F25 Vanderbilt														
F28 South Carolina														
M4 LSU														
M8-12 SEC Tournament														

Holman's Notes . . .

- Sophomore forward Aric Holman recorded his first-career double-double with 11 points and 11 rebounds against Norfolk State.

-Had a career and team-high 18 points against UTEP..

-Tied his career-high with 2 steals against Oregon State.

-Scored 17 points against ETSU, one point shy of his career-high.

-Also had 11 rebounds against Southern Miss and Arkansas.

-Had his second double-double of the season with 11 rebounds and 13 points at Arkansas.

-Leads the team in blocks with 37 and has had 5 blocks in a single game twice.

-Has scored in double-digits 10 times.

-Third in the SEC with 50 blocked shots

-Had 4 blocks for the third time this season against Missouri.

CAREER STATS FOR ARIC HOLMAN

Year	GP-GS	Min/Avg	FG-FGA	Pct	3FM-3GA	Pct	FT-FTA	Pct	Rebs	PF-D	Ast	TO	Blk	Stl	Pts/Avg
2015-16	21-3	194/9.2	18-44	.409	2-13	.154	1-6	.167	39-1.9	37-2	8	16	14	2	39/1.9
2016-17	23-21	564/24.5	77-155	.497	8-34	.235	41-62	.661	145-6.3	52-2	15	36	51	15	203/8.8
Totals	44-24	758/17.2	95-199	.477	10-47	.213	42-68	.618	184-4.2	89-4	23	52	65	17	242/5.5

45 E.J. DATCHER



Freshman | Center

6-9 | 240

Hapersville, AL

Vincent HS

Season Highs

Points: 4, LSU 1-7-17

FGM: 2, LSU 1-7-17

FGA: 4, LSU 1-7-17

3FGM: --

3FGA: --

FTM: 2, Southern Miss 12-19-16

FTA: 2, Southern Miss 12-19-16

Rebounds: 7, Norfolk State, 11-11-16

Assists: --

Blocks: 3, UCF, 11-17-16

Steals: 2, Kentucky 1-17-17

Minutes: 15, UCF, 11-17-16

Datcher's Notes . . .

-- Had his collegiate debut against Norfolk State.

-Was second on the team for blocks with 4 against UCF.

-Had a career-high 4 points versus USM and LSU.

-Is second on the team with (13) blocks.

2016-17 Game-By-Game

Opponent	MIN	FG	Pct.	3FG	Pct.	FT	Pct.	O-D-R	PF	A	TO	B	S	PTS
N11 Norfolk State	9	1-2	.500	0-0	.000	0-1	.000	1-6-7	4	0	0	1	0	2
N17 Central Florida	15	1-2	.500	0-0	.000	0-1	.000	0-2-2	5	0	0	3	1	2
N18 Boise State	11	0-1	.000	0-0	.000	1-2	.500	2-2-4	1	0	1	0	1	1
N20 UTEP	5	0-0	.000	0-0	.000	0-0	.000	0-0-0	1	0	0	0	0	0
N25 Lehigh	10	0-0	.000	0-0	.000	0-0	.000	0-1-1	1	0	1	1	0	0
N28 Northwestern State	8	1-2	.500	0-0	.000	0-0	.000	2-1-3	1	0	0	1	0	2
D1 Oregon State	4	0-0	.000	0-0	.000	0-0	.000	0-0-0	3	0	0	0	0	0
D4 Georgia State	7	0-1	.000	0-0	.000	0-0	.000	0-0-0	0	0	0	1	0	0
D14 ETSU	6	1-2	.500	0-0	.000	0-0	.000	1-3-4	1	0	0	0	0	2
D19 Southern Miss	8	1-2	.500	0-0	.000	2-2	1.000	1-2-3	3	0	0	2	0	4
D22 Morehead State	2	0-0	.000	0-0	.000	0-0	.000	0-0-0	1	0	0	0	0	0
D29 UMKC	3	0-0	.000	0-0	.000	0-0	.000	0-2-2	2	0	0	0	0	0
J3 Alabama	-DNP-													
J7 LSU	14	2-4	.500	0-0	.000	0-0	.000	0-2-2	3	0	0	2	0	4
J10 Arkansas	7	0-1	.000	0-0	.000	0-0	.000	1-1-2	1	0	0	1	0	0
J14 Texas A&M	7	0-1	.000	0-0	.000	0-0	.000	0-0-0	4	1	1	1	0	0
J17 Kentucky	5	0-0	.000	0-0	.000	0-0	.000	0-0-0	2	0	0	0	2	0
J21 Tennessee	9	0-1	.000	0-0	.000	0-0	.000	1-1-2	4	0	1	0	0	0
J25 Missouri	4	0-1	.000	0-0	.000	0-0	.000	0-1-1	1	0	0	0	0	0
J28 Alabama	8	1-1	1.000	0-0	.000	1-2	.500	1-0-1	0	0	0	0	0	3
J31 Ole Miss	4	0-0	.000	0-0	.000	0-0	.000	0-0-0	2	0	0	0	0	0
F4 Tennessee	5	0-0	.000	0-0	.000	0-0	.000	0-0-0	2	0	0	0	0	0
F7 Auburn	6	0-1	.000	0-0	.000	0-0	.000	0-0-0	2	0	0	0	1	0
F11 South Carolina														
F14 Georgia														
F18 Florida														
F21 Ole Miss														
F25 Vanderbilt														
F28 South Carolina														
M4 LSU														
M8-12 SEC Tournament														

CAREER STATS FOR E.J. DATCHER

Year	GP-GS	Min/Avg	FG-FGA	Pct	3FM-3GA	Pct	FT-FTA	Pct	Rebs	PF-D	Ast	TO	Blk	Stl	Pts/Avg
2016-17	22-0	157/7.1	8-22	.364	0-0	.000	4-8	.500	34-1.5	44-1	1	5	12	5	20/0.9

Exhibition — Nov. 4, 2016

Mississippi State	78
Delta State	63

Humphrey Coliseum • Starkville, MS

Delta State

Player	FG	3FG	FT	RB	PF	PT	A	Min
Davis	f 2-6	0-0	0-0	1	5	4	0	24
Harper	f 0-0	0-0	0-0	0	5	0	0	5
Warner	g 6-12	5-9	4-6	4	4	21	2	36
Kilpatrick	g 1-2	0-0	0-1	5	0	2	4	28
Schmidt	g 6-20	2-9	3-4	5	4	17	6	32
Henry	0-2	0-0	0-0	4	0	0	0	16
Cornish	3-5	3-5	0-0	2	3	9	0	29
King	0-0	0-0	0-0	0	0	0	0	1
Weldon	1-1	0-0	0-0	0	0	2	0	6
Taylor	2-6	0-0	4-7	6	3	8	0	22
Kimble	0-0	0-0	0-0	0	0	0	0	1
TOTALS	21-54	10-23	11-18	33	24	63	12	200

Mississippi State

Player	FG	3FG	FT	RB	PF	PT	A	Min
Holman	f 4-7	1-3	6-7	10	0	15	0	25
Kegler	g 6-12	4-9	2-4	8	1	18	0	24
W'Spoon	g 4-12	1-2	3-4	8	3	12	4	25
Ready	g 4-6	1-3	0-0	1	1	9	4	18
Carter	g 1-6	0-4	2-2	2	2	4	1	25
Peters	2-8	1-4	2-5	1	3	7	2	18
Wright	2-5	0-2	3-4	2	2	7	1	23
Strugg	0-1	0-1	0-0	0	1	0	0	4
Davis	0-1	0-0	0-0	2	1	0	0	3
Singleton	1-1	0-0	0-0	0	2	2	0	5
Washington	0-0	0-0	0-0	1	1	0	0	3
Herard	1-2	0-0	0-2	5	5	2	0	11
Datcher	1-3	0-0	0-1	6	2	2	0	16
TOTALS	26-64	8-28	18-29	48	24	78	12	200

Halftime: MSU 43, DSU 32. FG%: MSU 40.6%, DSU 38.9%. 3FG%: MSU 28.6%, DSU 43.5%. FT%: MSU 62.1%, DSU 61.1%. Turnovers: MSU 16 (Herard 3), DSU 19 (Schmidt 7). Blocked Shots: MSU 7 (Holman 4), DSU 1 (P.J. Davis). Steals: MSU 9 (Peters 4), DSU 7 (Kilpatrick 4). Officials: Anthony Jordan, Owen Shortt, Ken Washington. Attendance: 3,721.

Game 1 — Nov. 11, 2016

Mississippi State	78
Norfolk State	74

Humphrey Coliseum • Starkville, MS

Norfolk State

Player	FG	3FG	FT	RB	PF	PT	A	Min
Long	f 2-5	0-0	1-3	7	4	5	0	30
Gellineau	c 0-0	0-0	0-0	4	5	0	0	11
Robinson	g 7-14	2-5	5-5	3	1	21	5	38
Wade	g 5-16	0-2	8-12	12	0	18	3	35
Goss	g 4-7	1-4	0-0	1	2	9	1	31
Ward	2-4	0-1	0-1	2	0	4	2	20
Brown	2-3	1-1	0-0	0	2	5	0	5
Williams	1-2	1-2	2-2	2	2	5	0	12
Robinson	3-6	0-0	1-3	3	5	7	0	18
TOTALS	26-57	5-15	17-26	35	21	74	11	200

Mississippi State

Player	FG	3FG	FT	RB	PF	PT	A	Min
Holman	f 3-7	1-2	4-7	11	2	11	0	26
Kegler	g 2-6	2-4	2-2	2	4	8	1	26
W'Spoon	g 9-16	2-5	2-2	6	2	22	2	30
Ready	g 5-13	1-2	3-4	3	2	14	7	31
Carter	g 6-8	5-7	0-0	1	1	17	2	33
Peters	0-3	0-2	0-0	1	2	0	3	15
Wright	0-2	0-1	0-0	0	4	0	0	13
Herard	2-3	0-0	0-1	4	1	4	0	17
Datcher	1-2	0-0	0-1	7	4	2	0	9
TOTALS	28-60	11-23	11-17	38	22	78	12	200

Halftime: MSU 39, NSU 39. FG%: MSU 42.4%, NSU 43.3%. 3FG%: MSU 40.0%, NSU 30.0%. FT%: MSU 62.5%, NSU 52.6%. Turnovers: MSU 13 (Peters 4), NSU 12 (Robinson 3). Blocked Shots: MSU 8 (Holman 5), NSU 5 (Robinson 3). Steals: MSU 4 (Holman 2), NSU 5 (Robinson 3). Officials: Antinio Petty, Terry Moore, Darron George. Attendance: 4,467.

Game 2 — Nov. 17, 2016

Central Florida	86
Mississippi State	61

TD Arena • Charleston, SC

Mississippi State

Player	FG	3FG	FT	RB	PF	PT	A	Min
Holman	f 2-4	0-1	2-3	7	1	6	0	28
Kegler	g 3-7	1-2	0-0	5	4	7	0	22
W'Spoon	g 6-18	2-5	5-5	7	0	19	4	35
Ready	g 6-15	1-6	2-2	3	1	15	4	30
Carter	g 2-12	2-8	2-4	2	2	8	2	33
Wright	0-2	0-2	2-2	0	4	2	0	15
Strugg	0-0	0-0	0-0	0	0	0	0	2
Singleton	0-0	0-0	0-0	2	0	0	0	2
Herard	0-2	0-0	2-2	2	4	2	0	18
Datcher	1-2	0-0	0-1	2	5	2	0	15
TOTALS	20-62	6-24	15-20	35	21	61	10	200

Central Florida

Player	FG	3FG	FT	RB	PF	PT	A	Min
Efianayi	f 7-14	2-6	3-5	7	2	19	2	29
Banyard	f 3-6	1-2	1-4	13	2	8	2	33
Fall	c 13-17	0-0	0-4	12	2	26	1	27
Taylor	g 5-14	1-3	6-6	7	1	17	10	35
Williams	g 3-7	1-4	3-3	3	2	10	1	33
Mumin	0-0	0-0	0-0	0	0	0	0	10
Stephenson	0-1	0-0	0-0	1	0	0	0	2
Brown	1-3	0-0	4-4	4	5	6	0	11
Laing	0-2	0-0	0-0	1	2	0	2	20
TOTALS	32-64	5-15	17-26	49	16	86	18	200

Halftime: MSU 33, UCF 53. FG%: MSU 32.3%, UCF 50.0%. 3FG%: MSU 25.0%, UCF 33.3%. FT%: MSU 75.0%, UCF 65.4%. Turnovers: MSU 10 (Kegler 3), UCF 10 (Efianayi 5). Blocked Shots: MSU 5 (Datcher 3), UCF 3 (Fall 3). Steals: MSU 8 (Kegler, Carter 2), UCF 4 (Taylor 2). Officials: John Higgins, Les Jones, Paul Janssen. Attendance: 3,430.

Game 3 — Nov. 18, 2016

Mississippi State	80
Boise State	68

TD Arena • Charleston, SC

Mississippi State

Player	FG	3FG	FT	RB	PF	PT	A	Min
Holman	f 6-13	0-4	0-0	5	1	12	0	24
Kegler	g 4-6	2-4	2-3	4	2	12	0	26
W'Spoon	g 9-12	1-3	6-7	4	1	25	2	35
Ready	g 5-9	1-2	2-3	3	2	13	6	27
Carter	g 4-10	1-4	6-6	2	2	15	1	30
Peters	0-4	0-3	0-0	1	3	0	1	14
Wright	0-1	0-1	2-2	0	2	2	3	15
Herard	0-1	0-0	0-0	7	2	0	0	18
Datcher	0-1	0-0	1-2	4	1	1	0	11
TOTALS	28-57	5-21	19-23	35	16	80	13	200

Boise State

Player	FG	3FG	FT	RB	PF	PT	A	Min
Duncan	f 4-8	4-8	0-0	0	3	12	0	19
Wacker	f 1-1	0-0	0-1	3	2	2	3	22
Jessup	g 1-6	1-5	2-2	1	2	5	0	25
Hutchison	g 5-7	0-1	3-3	6	4	13	0	24
Reid	g 1-5	0-4	0-0	2	1	2	1	18
Dickinson	2-3	1-2	0-0	2	0	5	0	13
Jorch	3-3	0-0	0-0	0	3	6	0	9
Haney	2-4	1-2	1-2	6	0	6	0	22
Oluyitan	0-0	0-0	0-0	0	1	0	0	2
Austin	6-9	0-1	1-2	1	3	13	2	20
Hobbs	2-9	0-2	0-0	4	4	4	4	26
TOTALS	27-55	7-25	7-10	27	23	68	10	200

Halftime: MSU 37, BSU 29. FG%: MSU 49.1%, BSU 49.1%. 3FG%: MSU 23.8%, BSU 28.0%. FT%: MSU 82.6%, BSU 70.0%. Turnovers: MSU 10 (Kegler 3), BSU 17 (Oluyitan 4). Blocked Shots: MSU 0, BSU 1 (Wacker). Steals: MSU 13 (Waetherspoon 4), BSU 3 (Hobbs 2). Officials: Antinio Petty, Mike Stuart, Jeb Hartness. Attendance: 3,517.

Game 4 — Nov. 20, 2016

Mississippi State	61
UTEP	54

TD Arena • Charleston, SC

UTEP

Player	FG	3FG	FT	RB	PF	PT	A	Min
Flaggert	f 1-8	1-8	0-0	4	3	3	3	33
Thomas	f 3-7	0-0	1-1	5	4	7	0	24
Willms	c 3-7	0-0	6-12	11	2	12	2	32
Harris	g 3-9	1-4	1-2	4	2	8	1	30
Artis	g 6-14	1-6	2-3	5	4	15	3	39
Touchet	2-4	1-3	0-0	1	1	5	1	17
Barrett	0-1	0-1	0-0	0	0	0	0	16
Jones	1-1	0-0	2-2	1	2	4	0	9
TOTALS	19-51	4-22	12-20	34	18	54	10	200

Mississippi State

Player	FG	3FG	FT	RB	PF	PT	A	Min
Holman	f 8-10	0-1	2-2	4	5	18	0	23
Kegler	g 2-10	0-4	2-2	8	1	6	0	27
W'Spoon	g 2-9	0-2	5-7	3	3	9	2	36
Ready	g 2-6	0-1	2-2	2	3	6	3	30
Carter	g 3-7	3-6	0-0	6	1	9	1	26
Peters	4-6	4-5	1-1	1	3	13	4	23
Wright	0-3	0-1	0-0	1	0	0	0	10
Herard	0-1	0-0	0-0	5	3	0	2	20
Datcher	0-0	0-0	0-0	0	1	0	0	5
TOTALS	21-52	7-20	12-14	34	20	61	12	200

Halftime: MSU 33, UTEP 33. FG%: MSU 40.4%, UTEP 37.3%. 3FG%: MSU 35.0%, UTEP 18.2%. FT%: MSU 85.7%, UTEP 60.0%. Turnovers: MSU 8 (Ready 3), UTEP 12 (Flaggert, Thomas 3). Blocked Shots: MSU 1 (Wright 1), UTEP 2 (Thomas, Willms 1). Steals: MSU 5 (Holman, Waetherspoon 2), UTEP 2 (Artis 2). Officials: Paul Janssen, Les Jones, John Gaffney. Attendance: 1,293.

Game 5 — Nov. 25, 2016

Lehigh	87
Mississippi State	73

Humphrey Coliseum • Starkville, MS

Lehigh

Player	FG	3FG	FT	RB	PF	PT	A	Min
Holba	f 4-8	1-3	2-2	8	1	11	3	34
Kempton	c 5-11	0-2	3-3	7	4	13	1	26
Ross	g 7-11	3-5	1-1	2	2	18	5	33
Leufroy	g 8-11	2-3	0-0	4	1	18	4	35
Price	g 5-10	4-6	0-0	4	2	14	2	28
Cohen	0-2	0-1	0-0	6	2	0	1	14
Andree	4-12	1-6	2-2	3	1	11	0	18
Alston	1-1	0-0	0-0	1	1	2	0	12
TOTALS	34-66	11-26	8-8	39	14	87	16	200

Mississippi State

Player	FG	3FG	FT	RB	PF	PT	A	Min
Holman	f 4-6	0-0	2-2	4	4	10	2	24

Game 6 — Nov. 28, 2016

Mississippi State 65
Northwestern State 59

Humphrey Coliseum • Starkville, MS

Northwestern State

Player	FG	3FG	FT	RB	PF	PT	A	Min
Lane c	2-6	0-0	2-3	3	2	6	0	26
Joseph g	3-7	1-2	0-0	6	4	7	1	33
Hall g	2-7	0-0	2-2	4	4	6	5	32
Thompson g	2-5	2-5	0-0	5	3	6	1	31
Woodley g	10-19	5-9	3-3	6	1	28	0	35
Sweeney	1-3	0-2	1-2	3	0	3	1	12
Boyd	0-3	0-1	0-0	2	1	0	0	12
Kissoonlal	1-2	1-2	0-0	2	2	3	0	10
Metoyer	0-1	0-0	0-0	0	1	0	0	3
Bell	0-1	0-0	0-0	0	0	0	0	3
Hamilton	0-0	0-0	0-0	0	0	0	0	3
TOTALS	21-54	9-21	8-10	33	18	59	8	200

Mississippi State

Player	FG	3FG	FT	RB	PF	PT	A	Min
Holman f	4-6	0-1	5-6	7	0	13	0	26
Wright g	4-5	0-1	3-5	7	4	11	1	32
Kegler g	4-12	0-3	0-0	2	2	8	0	30
Ready g	4-6	1-1	5-7	3	1	14	6	34
Carter g	4-15	0-7	2-2	3	2	10	2	37
Strugg	0-1	0-0	0-0	0	1	0	0	4
Singleton	2-4	1-2	0-0	1	1	5	0	13
Herard	1-1	0-0	0-0	4	1	2	0	16
Datcher	1-2	0-0	0-0	3	1	2	0	8
TOTALS	24-52	2-15	15-20	31	13	65	9	200

Halftime: MSU 28, NWST 28. FG%: MSU 46.2%, NWST 38.9%. 3FG%: MSU 13.3%, NWST 42.9%. FT%: MSU 75.0%, NWST 80.0%. Turnovers: MSU 13 (Ready 5), NWST 19 (Five players with 3). Blocked Shots: MSU 7 (Holman 5), NWST 0. Steals: MSU 11 (Ready 5), NWST 5 (Hall). Officials: Kipp Kissinger, Ray Natili, Jason Baker. Attendance: 6,070.

Game 7 — Dec. 1, 2016

Mississippi State 74
Oregon State 57

Humphrey Coliseum • Starkville, MS

Oregon State

Player	FG	3FG	FT	RB	PF	PT	A	Min
Eubanks f	0-4	0-0	5-6	12	1	5	0	33
N'diaye c	4-7	0-0	2-2	2	1	10	0	19
McLaughlin g	4-8	4-6	0-1	2	2	12	1	33
Thompson g	9-16	1-5	1-1	2	2	20	1	30
Stacy g	2-2	0-0	1-1	0	4	5	4	22
Dew	0-1	0-0	0-0	1	2	0	0	5
Dahlen	0-0	0-0	0-0	3	5	0	1	12
Sanders	0-0	0-0	0-0	0	1	0	0	7
Muller	0-1	0-1	0-0	0	1	0	1	11
Rakocevic	0-3	0-0	0-0	0	0	0	0	9
Manuel	2-3	1-1	0-0	0	0	5	0	19
TOTALS	21-45	6-13	9-11	24	19	57	8	200

Mississippi State

Player	FG	3FG	FT	RB	PF	PT	A	Min
Holman f	2-7	1-1	2-2	7	1	7	1	26
Kegler g	4-5	2-2	2-3	3	1	12	1	28
W'Spoon g	6-7	4-5	5-6	4	3	21	0	30
Ready g	2-6	0-3	0-0	1	1	4	5	28
Carter g	2-6	1-2	3-4	3	0	8	0	25
Peters	3-6	2-3	2-2	1	4	10	3	15
Wright	3-4	1-2	3-4	3	1	10	1	19
Strugg	0-0	0-0	0-0	1	0	0	0	1
Davis	0-1	0-1	0-0	0	0	0	0	1
Singleton	0-0	0-0	0-0	0	0	0	0	1
Washington	0-0	0-0	0-0	0	1	0	0	1
Herard	0-2	0-0	2-4	4	2	2	0	21
Datcher	0-0	0-0	0-0	0	3	0	0	4
TOTALS	22-44	11-19	19-25	29	17	74	11	200

Halftime: MSU 45, OSU 19. FG%: MSU 50.0%, OSU 46.7%. 3FG%: MSU 57.9%, OSU 46.2%. FT%: MSU 76.0%, OSU 81.8%. Turnovers: MSU 17 (Weatherspoon, Ready 4), OSU 21 (Four with 4). Blocked Shots: MSU 2 (Holman, Carter), OSU 3 (N'diaye 2). Steals: MSU 17 (Ready 5), OSU 4 (McLaughlin 2). Officials: Antinio Petty, Keith Kimble, Gerry Pollard. Attendance: 7,684.

Game 8 — Dec. 4, 2016

Mississippi State 82
Georgia State 60

Humphrey Coliseum • Starkville, MS

Georgia State

Player	FG	3FG	FT	RB	PF	PT	A	Min
Hollowell f	2-5	0-1	0-0	7	3	4	1	26
Clayton f	3-5	0-0	0-0	3	2	6	2	22
Benlevi g	0-2	0-0	0-0	4	2	0	1	14
Williams g	6-12	4-8	0-1	5	1	16	1	27
Simonds g	2-5	0-3	3-3	5	0	7	0	23
Dennis	4-6	0-0	0-0	1	0	8	0	18
Donaldson	0-3	0-0	0-0	0	0	0	4	13
Clerkley	0-1	0-0	0-0	1	0	0	0	2
Seymour	4-8	2-2	0-0	1	1	10	0	20
Session	3-9	0-1	0-0	5	1	6	1	16
Mitchell	1-5	0-3	1-2	0	2	3	0	10
Thomas	0-1	0-1	0-0	2	3	0	0	9
TOTALS	25-62	6-19	4-6	37	15	60	10	200

Mississippi State

Player	FG	3FG	FT	RB	PF	PT	A	Min
Holman f	3-7	0-1	1-2	4	3	7	0	15
Kegler g	6-13	4-8	0-0	4	1	16	3	30
W'Spoon g	5-12	2-8	2-2	3	4	14	3	27
Ready g	5-8	1-3	0-0	3	3	11	5	30
Carter g	0-3	0-2	2-2	3	1	2	2	24
Peters	9-12	6-9	0-0	6	2	24	4	26
Wright	0-4	0-2	0-0	2	0	0	0	16
Strugg	0-1	0-1	0-0	1	0	0	0	1
Davis	0-0	0-0	0-0	0	0	0	0	2
Singleton	0-1	0-0	0-0	0	1	0	0	2
Washington	0-0	0-0	0-0	0	0	0	0	2
Herard	3-4	0-0	2-3	7	0	8	0	18
Datcher	0-1	0-0	0-0	0	0	0	0	7
TOTALS	31-66	13-34	7-9	37	15	82	17	200

Halftime: MSU 44, GSU 36. FG%: MSU 47.0%, GSU 40.3%. 3FG%: MSU 38.2%, GSU 31.6%. FT%: MSU 77.8%, GSU 66.7%. Turnovers: MSU 11 (Weatherspoon, 3), GSU 18 (Hollowell, 4). Blocked Shots: MSU 4 (Herard, 2), GSU 5 (Hollowell, 3). Steals: MSU 9 (Weatherspoon, 4), GSU 3 (Three with 1). Officials: Tony Greene, Orlando Poole, Ken Washington. Attendance: 6,805.

Game 9 — Dec. 14, 2016

East Tennessee State 67
Mississippi State 65

Humphrey Coliseum • Starkville, MS

East Tennessee State

Player	FG	3FG	FT	RB	PF	PT	A	Min
Banks f	0-0	0-0	0-0	1	2	0	0	18
Perea f	2-5	0-1	1-2	7	2	5	0	24
Cromer g	6-14	2-6	0-0	1	1	14	1	30
Bradford g	6-11	1-2	2-3	4	3	15	2	34
M'weather g	3-6	0-1	2-2	3	4	8	0	21
Payne	4-7	1-3	0-0	1	2	9	0	14
Burrell	3-4	2-2	0-0	6	4	8	0	15
Williams	1-2	1-2	0-0	0	1	3	0	12
Jurkin	0-3	0-0	0-1	3	1	0	0	9
Long	0-2	0-2	0-2	1	2	0	1	9
Glass	1-5	0-0	3-4	7	0	5	1	14
TOTALS	26-59	7-19	8-14	36	22	67	5	200

Mississippi State

Player	FG	3FG	FT	RB	PF	PT	A	Min
Holman f	7-10	1-3	2-3	6	3	17	0	30
Kegler g	5-7	1-2	1-3	8	3	12	1	35
W'Spoon g	3-14	0-4	7-8	7	2	13	1	32
Ready g	0-4	0-1	0-0	2	1	0	4	33
Carter g	3-4	1-1	0-0	0	1	7	1	18
Peters	3-10	3-7	1-2	1	4	10	2	22
Wright	1-1	0-0	2-4	0	2	4	0	12
Herard	0-3	0-0	0-0	3	0	0	0	12
Datcher	1-2	0-0	0-0	4	1	2	0	6
TOTALS	23-55	6-18	13-20	35	17	65	9	200

Halftime: ETSU 31, MSU 29. FG%: MSU 41.8%, ETSU 44.1%. 3FG%: MSU 33.3%, ETSU 36.8%. FT%: MSU 65.0%, ETSU 57.1%. Turnovers: MSU 14 (Ready 4), ETSU 12 (Merriweather 3). Blocked Shots: MSU 5 (Holman 4), ETSU 4 (Jurkin 2). Steals: MSU 4 (Peters 3), ETSU 4 (Merriweather 2). Officials: Anthony Jordan, Sean Casey, Patrick Evans. Attendance 6,479.

Game 10 — Dec. 19, 2016

Mississippi State 86
Southern Miss 44

Mississippi Coliseum • Jackson, MS

Southern Miss

Player	FG	3FG	FT	RB	PF	PT	A	Min
Watts f	3-5	0-1	3-4	4	4	9	1	26
Rowe f	3-5	1-3	0-1	2	2	7	1	26
Campbell g	1-8	0-3	0-0	6	2	2	0	28
Ramey g	1-5	0-3	0-0	0	1	2	0	17
Holland g	1-8	1-5	0-0	2	2	3	0	28
Edwards	0-7	0-1	2-2	5	0	2	1	24
Richardson	1-3	1-3	0-0	2	2	3	1	12
Thomas	1-5	1-3	0-0	1	0	3	1	6
Clark	1-1	1-1	0-0	0	0	3	0	4
Conley	2-3	0-0	2-2	1	0	6	0	4
Davis	1-13	0-3	2-2	9	0	4	0	19
W'Spoon	0-2	0-0	0-0	0	0	0	1	6
TOTALS	15-65	5-26	9-11	37	13	44	6	200

Mississippi State

Player	FG	3FG	FT	RB	PF	PT	A	Min
Holman f	2-7	0-2	1-1	11	0	5	0	20
Kegler g	2-6	1-4	0-0	7	3	5	1	19
W'Spoon g	4-8	4-4	4-4	1	2	16	2	26
Ready g	3-5	0-0	0-0	4	0	6	8	25
Carter g	3-5	3-5	2-2	4	0	11	1	22
Peters	5-11	4-7	1-1	3	3	15	5	23
Stapleton	3-5	2-2	0-0	1	2	8	0	11
Strugg	1-2	1-2	0-0	0	1	3	0	6
Davis	2-3	2-2	0-0	0	0	6	1	5
Singleton	0-1	0-1	0-0	0	0	0	1	6
Washington	0-0	0-0	0-0	0	0	0	0	6
Herard	3-4	0-0	1-4	12	2	7	2	23
Datcher	1-2	0-0	2-2	3	3	4	0	8
TOTALS	29-59	17-29	11-14	46	16	86	21	200

Halftime: MSU 39, USM 25. FG%: MSU 49.2%, USM 23.1%. 3FG%: MSU 58.6%, USM 19.2%. FT%: MSU 78.6%, USM 81.8%. Turnovers: MSU 14 (Strugg, 3), USM 15 (Watts, 4). Blocked Shots: MSU 11 (Four with 2), USM 1 (Davis). Steals: MSU 9 (Ready, 4), USM 6 (Edwards 2). Officials: Don Daily, Orlandis Poole, Alfred Smith. Attendance: 4,031.

Game 11 — Dec. 22, 2016

Mississippi State 85
Morehead State 76

Humphrey Coliseum • Starkville, MS

Morehead State

Player	FG	3FG	FT	RB	PF	PT	A	Min
Williams f	3-4	0-0	0-0	2	2	6	1	20

Game 12 — Dec. 29, 2016

Mississippi State	77
UMKC	54

Humphrey Coliseum • Starkville, MS

UMKC												
Player	FG	3FG	FT	RB	PF	PT	A	Min				
Steward	f 4-13	0-4	7-8	4	1	15	0	34				
Clark	f 3-7	0-0	0-0	3	2	6	1	13				
Tillman	c 0-0	0-0	0-0	8	1	0	0	24				
Boyd	g 3-14	2-6	6-7	5	4	14	0	28				
Robinson	g 0-1	0-0	0-0	1	1	0	1	9				
Bishop	2-6	2-5	0-1	0	1	6	0	16				
King	1-2	0-1	1-2	2	0	3	1	13				
Ross	3-9	1-7	0-2	5	1	7	2	20				
Giles	0-0	0-0	0-0	0	2	0	0	8				
Leach	0-0	0-0	0-0	1	1	0	1	5				
Newbill	1-6	0-1	1-2	4	2	3	1	22				
Leek	0-2	0-2	0-0	1	3	0	0	8				
TOTALS	17-60	5-26	15-22	38	19	54	7	200				

Mississippi State												
Player	FG	3FG	FT	RB	PF	PT	A	Min				
Holman	f 1-3	0-0	0-1	6	3	2	3	21				
Kegler	g 2-8	2-4	2-3	7	1	8	0	25				
W'Spoon	g 9-15	5-8	2-5	7	2	25	4	25				
Ready	g 3-6	0-2	0-0	2	1	6	5	25				
Carter	g 4-9	3-4	0-0	4	0	11	0	27				
Peters	3-5	0-1	1-3	1	5	7	2	22				
Wright	0-0	0-0	0-0	2	1	0	0	14				
Stapleton	3-7	1-3	2-4	2	1	9	1	18				
Strugg	0-0	0-0	0-0	1	0	0	0	1				
Davis	1-1	0-0	0-0	0	0	2	0	2				
Washington	1-2	0-1	0-0	0	2	0	0	2				
Herard	2-2	0-0	1-2	8	2	5	0	15				
Datcher	0-0	0-0	0-0	2	2	0	0	3				
TOTALS	29-58	11-23	8-18	46	18	77	15	200				

Halftime: MSU 44, UMKC 28. FG%: MSU 50.0%, UMKC 28.3%. 3FG%: MSU 47.8%, UMKC 19.2%. FT%: MSU 44.4%, UMKC 68.2%. Turnovers: MSU 15 (Holman, 3), UMKC 13 (Boyd, Newbill 3). Blocked Shots: MSU 5 (Holman 3), UMKC 1 (Clark). Steals: MSU 6 (Stapleton, Kegler 2), UMKC 5 (Steward, Boyd 2). Officials: Byron Jarrett, Patrick Evans, Glenn Tuitt. Attendance: 7,109.

Game 13 — Jan. 3, 2017

Alabama	68
Mississippi State	58

Humphrey Coliseum • Starkville, MS

Alabama												
Player	FG	3FG	FT	RB	PF	PT	A	Min				
Key	f 3-5	1-2	2-2	6	4	9	1	20				
Hall	f 3-5	0-0	0-1	5	1	6	0	20				
Norris	g 3-9	1-4	4-4	2	4	11	1	32				
Johnson	g 5-15	1-4	2-2	5	3	13	0	32				
Ingram	g 4-8	0-0	5-6	9	1	13	4	35				
Collins	1-4	0-1	0-0	2	0	2	18					
Taylor	3-4	0-0	3-3	3	4	9	0	19				
Hale	1-3	0-2	0-2	2	1	2	0	8				
Olaniyan	1-1	0-0	1-2	6	2	3	1	16				
TOTALS	24-54	3-13	17-22	43	20	68	9	200				

Mississippi State												
Player	FG	3FG	FT	RB	PF	PT	A	Min				
Herard	f 0-1	0-0	4-4	5	4	4	0	16				
Stapleton	g 2-5	0-2	1-2	1	2	5	0	14				
Kegler	g 4-9	0-5	4-6	7	2	12	0	33				
W'Spoon	g 2-11	1-6	2-2	5	4	7	2	33				
Ready	g 2-5	0-0	2-2	1	1	6	3	34				
Peters	4-9	1-4	0-0	1	5	9	4	21				
Wright	0-0	0-0	0-0	0	0	0	0	1				
Carter	4-7	2-3	0-0	1	0	10	1	23				
Holman	1-5	0-1	3-4	5	4	5	1	25				
TOTALS	19-52	4-21	16-20	26	22	58	11	200				

Halftime: UA 32, MSU 20. FG%: MSU 36.5%, UA 44.4%. 3FG%: MSU 19.0%, UA 23.1%. FT%: MSU 80.0%, UA 77.3%. Turnovers: MSU 13 (Weatherspoon, Herard 4), UA 16 (Key 5). Blocked Shots: MSU 4 (Holman 4), UA 3 (Three players with 1). Steals: MSU 7 (Ready, Peters 2), UA 3 (Key, 3). Officials: Doug Simons, Roger Ayers, Bart Lemox. Attendance: 7,452.

Game 14 — Jan. 7, 2017

Mississippi State	95
LSU	78

Maravich Assembly Center • Baton Rouge, LA

Mississippi State												
Player	FG	3FG	FT	RB	PF	PT	A	Min				
Herard	f 4-6	0-0	0-0	4	1	8	1	17				
Holman	f 4-9	2-3	7-9	9	1	17	1	26				
Peters	g 4-10	2-5	5-6	1	2	15	5	27				
Kegler	g 2-7	2-5	5-6	7	3	11	0	27				
W'Spoon	g 6-11	1-3	1-2	7	2	14	1	33				
Wright	4-4	1-1	0-2	0	1	9	0	11				
Stapleton	2-3	0-1	0-0	0	0	4	0	4				
Ready	5-6	3-4	0-0	6	2	13	8	26				
Carter	0-1	0-0	0-0	2	0	0	1	15				
Datcher	2-4	0-0	0-0	2	3	4	0	14				
TOTALS	33-61	11-21	18-25	40	15	95	17	200				

LSU												
Player	FG	3FG	FT	RB	PF	PT	A	Min				
Reath	f 8-14	1-3	2-3	13	3	19	1	32				
Epps	f 1-3	0-1	0-0	4	2	2	1	18				
Sampson	g 3-10	0-5	0-0	0	1	6	0	19				
Blakeney	g 6-11	1-4	4-7	4	3	17	2	31				
Mays	g 4-8	2-3	0-0	3	2	10	5	23				
Robinson	0-0	0-0	0-0	0	1	0	0	2				
Haywood	2-3	2-2	2-2	1	3	8	0	14				
Jenkins	2-6	1-2	0-0	1	0	5	0	13				
Patterson	2-9	2-6	0-1	3	0	6	6	27				
Bridgewater	0-0	0-0	1-2	1	0	1	0	1				
Sims	1-8	0-1	2-2	5	1	4	0	20				
TOTALS	29-72	9-27	11-17	39	17	78	15	200				

Halftime: MSU 52, LSU 33. FG%: MSU 54.1%, LSU 40.3%. 3FG%: MSU 50.0%, LSU 33.3%. FT%: MSU 72.0%, LSU 64.7%. Turnovers: MSU 14 (Weatherspoon, 6), LSU 14 (Epps 4). Blocked Shots: MSU 6 (Three with 2), LSU 5 (Reath 3). Steals: MSU 7 (Weatherspoon 3), LSU 4 (Mays 2). Officials: Antinio Petty, Brian Shey, Sean Casey. Attendance: 7,626.

Game 15 — Jan. 10, 2017

Mississippi State	84
Arkansas	78

Bud Walton Arena • Fayetteville, AR

Mississippi State												
Player	FG	3FG	FT	RB	PF	PT	A	Min				
Holman	f 5-10	1-2	2-4	11	1	13	1	29				
Herard	c 1-3	0-0	2-5	4	3	4	0	15				
Peters	g 5-12	4-10	0-0	3	1	14	2	30				
Kegler	g 2-5	0-2	3-6	3	4	7	5	28				
W'Spoon	g 8-11	6-7	3-4	6	2	25	2	34				
Wright	1-2	0-0	0-0	2	1	2	0	3				
Stapleton	1-4	0-2	6-7	7	2	8	0	14				
Ready	1-3	6-6	6-6	3	1	8	4	30				
Carter	1-4	1-3	0-0	0	1	3	0	10				
Datcher	0-1	0-0	0-0	2	1	0	0	7				
TOTALS	25-55	12-26	22-32	41	17	84	14	200				

LSU									
Player		FG	3FG	FT	RB	PF	PT	A	Min
Cook	f	1-3	0-0	1-2	3	2	3	1	11
Kingsley	f	7-12	1-2	4-6	4	5	19	0	29
Barford	g	4-8	0-3	2-3	5	3	10	1	23
Macon	g	3-7	1-4	1-1	1	2	8	2	24
Watkins	g	1-2	0-0	0-0	0	1	2	2	18
Thompson		0-0	0-0	0-0	2	3	0	3	10
Bailey		0-0	0-0	0-0	0	0	0	0	1
Hannahs		6-13	3-7	2-2	3	2	17	1	27
Thomas		2-4	0-0	4-8	7	1	8	0	26
Jones		0-1	0-1	0-0	0	0	0	0	5
Beard		4-9	2-4	1-1	2	2	11	2	26
TOTALS		28-59	7-21	25-23	29	21	78	12	200

Game 18 — Jan. 21, 2017

Tennessee	91
Mississippi State	74

Thompson Boling Arena • Knoxville, TN

Mississippi State												
Player	FG	3FG	FT	RB	PF	PT	A	Min				
Holman	f 2-6	0-3	0-2	6	1	4	0	18				
Herard	c 5-8	0-0	4-8	11	3	14	0	20				
Peters	g 4-10	1-5	2-2	2	2	11	7	26				
W'Spoon	g 3-8	1-2	4-5	1	2	11	0	29				
Kegler	g 3-6	2-3	2-2	3	2	10	0	25				
Singleton	0-0	0-0	0-0	0	0	0	0	1				
Ready	2-7	0-1	4-4	2	1	8	4	26				
Wright	2-3	0-1	0-1	5	5	4	0	13				
Carter	4-6	1-3	0-0	0	0	9	0	16				
Stapleton	1-4	0-2	1-4	2	4	3	0	17				
Datcher	0-1	0-0	0-0	2	4	0	0	9				
TOTALS	26-59	5-20	17-28	35	24	74	11	200				

Tennessee												
Player	FG	3FG	FT	RB	PF	PT	A	Min				
Alexander	f 2-6	0-0	1-2	4	0	5	0	14				
Williams	f 6-15	1-2	4-7	2	3	17	0	24				
Bowden	f 3-9	2-5	6-9	7	2	14	2	24				
Bone	g 3-9	0-2	2-4	6	0	8	4	24				
Hubbs III	g 8-11	1-1	2-2	5	4	19	3	33				
Turner	3-4	2-3	0-2	3	1	8	6	18				
Parker	0-1	0-0	0-0	0	0	0	1	7				
Evans	1-4	0-1	3-7	9	1	5	3	25				
Phillips	0-2	0-1	0-0	2	2	0	0	11				
Woodson	0-0	0-0	0-0	0	0	0	0	3				
Schofield	5-6	1-2	4-4	7	5	15	1	17				
TOTALS	31-67	7-17	22-37	49	18	91	20	200				

Halftime: UT 37, MSU 34. FG%: MSU 46.3%, UT 44.1%. 3FG%: MSU 41.2%, UT 25.0%. FT%: MSU 59.5%, UT 60.7%. Turnovers: MSU 11 (Weatherspoon 3), UT 7 (Bone, Turner 2). Blocked Shots: MSU 4 (Holman 2), UT 5 (Evans, 2). Steals: MSU 4 (Ready 2), UT 4 (Four with 1). Officials: Doug Shows, Sean Casey, Kerby Sitton. Attendance: 13,917.

Game 19 — Jan. 25, 2017

Mississippi State	89
Missouri	74

Humphrey Coliseum • Starkville, MS

Missouri												
Player	FG	3FG	FT	RB	PF	PT	A	Min				
Barnett	f 7-12	2-6	2-2	8	3	18	0	32				
Puryear	f 3-9	0-3	7-8	7	0	13	1	37				
Woods	f 0-0	0-0	0-3	3	5	0	1	12				
Walton	g 0-2	0-0	1-2	1	1	1	1	13				
Geist	g 6-13	1-3	5-6	4	1	18	0	26				
Phillips	3-6	1-4	2-2	2	5	9	4	28				
Hughes	2-5	0-1	0-0	3	2	4	2	13				
Nikko	1-3	0-0	0-0	2	3	2	0	11				
Vanleer	3-4	3-4	0-0	1	2	9	1	28				
TOTALS	25-54	7-21	17-23	32	22	74	10	200				

Mississippi State												
Player	FG	3FG	FT	RB	PF	PT	A	Min				
Herard	f 1-2	0-0	1-7	4	2	3	0	19				
Peters	g 8-12	7-11	0-0	1	4	23	2	20				
Stapleton	g 2-5	1-1	0-0	1	3	5	0	10				
Kegler	g 5-9	1-4	4-7	5	2	16	2	34				
W'Spoon	g 11-17	2-6	5-6	8	1	29	4	32				
Wright	3-4	1-1	0-0	0	1	7	0	17				
Davis	0-1	0-0	0-0	1	0	0	0	1				
Ready	0-1	0-0	0-0	4	2	0	8	34				
Washington	0-1	0-0	0-0	0	1	0	0	1				
Carter	1-1	0-0	0-0	2	0	2	0	5				
Holman	0-2	0-0	2-5	1	2	4	0	23				
Datcher	0-1	0-0	0-0	1	1	0	0	4				
TOTALS	32-56	12-23	13-25	30	19	89	16	200				

Halftime: MU 43, MSU 39. FG%: MSU 57.1%, MU 46.3%. 3FG%: MSU 52.2%, MU 33.3%. FT%: MSU 52%, MU 73.9%. Turnovers: MSU 7 (Weatherspoon, Holman 2), MU 10 (Phillips 3). Blocked Shots: MSU 5 (Holman 5), MU 0. Steals: MSU 4 (Weatherspoon 2), MU 1 (Geist). Officials: Pat Adams, Anthony Jordan, John Hampton. Attendance: 7,101.

Game 20 — Jan. 28, 2017

Alabama	71
Mississippi State	62

Coleman Coliseum • Tuscaloosa, AL

Mississippi State												
Player	FG	3FG	FT	RB	PF	PT	A	Min				
Holman	f 2-7	0-1	0-0	9	3	4	0	31				
Herard	c 5-5	0-0	2-4	6	2	12	1	30				
Peters	g 4-12	2-6	3-5	0	3	13	3	34				
Kegler	g 2-7	1-2	0-2	5	4	5	4	27				
W'Spoon	g 4-14	1-4	2-2	7	4	11	1	35				
Wright	2-3	0-1	1-1	1	1	5	0	15				
Stapleton	2-4	1-2	0-1	3	5	5	0	8				
Ready	0-0	0-0	0-0	0	0	0	0	2				
Carter	1-3	0-0	2-2	1	2	4	2	10				
Datcher	1-1	0-0	1-2	1	0	3	0	8				
TOTALS	23-56	5-16	11-19	40	24	58	11	200				

Alabama												
Player	FG	3FG	FT	RB	PF	PT	A	Min				
Norris	f 4-11	3-5	2-2	2	2	13	1	34				
Olaniyan	f 3-4	0-0	0-0	11	3	6	0	22				
Key	f 4-13	1-4	10-14	9	2	19	1	34				
Hall	f 1-3	0-0	4-4	6	2	6	1	22				
Ingram	g 1-9	1-3	12-12	1	1	15	6	33				
Collins	1-4	1-3	2-2	0	3	5	1	18				
Johnson	1-5	0-3	0-0	1	3	2	0	13				
Taylor	2-3	0-0	1-2	5	2	5	1	24				
TOTALS	17-52	6-18	31-36	37	18	71	11	200				

Halftime: UA 34, MSU 29. FG%: MSU 41.1%, UA 32.7%. 3FG%: MSU 31.3%, UA 33.3%. FT%: MSU 57.9%, UA 86.1%. Turnovers: MSU 18 (Peters 8). UA 13 (Key 5). Blocked Shots: MSU 2 (Holman, Kegler), UA 7 (Hall 4). Steals: MSU 5 (Peters 2), UA 11 (Three with 3). Officials: Karl Hess, Marc Ellard, Rob Rorke. Attendance: 15,383.

Game 21 — Jan. 31, 2017

Ole Miss	88
Mississippi State	61

The Pavilion • Oxford, MS

Mississippi State												
Player	FG	3FG	FT	RB	PF	PT	A	Min				
Herard	f 1-1	1-1	2-4	5	3	4	0	23				
Holman	f 4-6	4-6	0-0	6	3	9	1	25				
Peters	g 5-10	5-10	4-4	2	1	16	4	24				
Kegler	g 2-6	2-6	2-3	6	3	8	3	32				
W'Spoon	g 7-17	7-17	0-0	2	1	16	1	34				
Wright	0-1	0-1	2-2	3	1	2	1	20				
Stapleton	2-5	0-3	2-3	1	1	6	1	18				
Carter	0-7	0-4	0-0	1	3	0	1	20				
Datcher	0-0	0-0	0-0	0	2	0	0	4				
TOTALS	21-53	7-25	12-16	30	18	61	12	200				

Alabama									
Player	FG	3FG	FT	RB	PF	PT	A	Min	
Hymon	f 2-5	0-0	2-2	5	2	6	0	24	
Saiz	f 7-15	1-4	2-2	11	3	17	0	29	
Burnett	g 4-11	1-2	7-7	1	0	16	5	30	
Davis	g 7-13	1-6	3-3	5	3	18	4	28	
Tyree	g 3-9	0-3	1-3	3	1	7	4	24	
F.-Dorsey	1-2	0-0	0-0	0	0	2	0	2	
Neal	0-2	0-2	1-2	2	0	1	1	12	
Brooks	4-7	3-5	4-4	2	1	15	0	23	
Below	0-0	0-0	0-0	0	0	0	0	1	
F'avicius	2-4	0-1	2-2	10	3	6	1	27	
TOTALS	30-68	6-23	22-25	43	13	88	15	200	

2016-17 Mississippi State Stats
Mississippi State Combined Team Statistics (as of Feb 07, 2017)
All games



RECORD:	OVERALL	HOME	AWAY	NEUTRAL
ALL GAMES	14-9	9-4	2-4	3-1
CONFERENCE	5-6	3-2	2-4	0-0
NON-CONFERENCE	9-3	6-2	0-0	3-1

#	Player	gp-gs	min	avg	Total		3-Point		F-Throw		Rebounds				pf	dq	a	to	blk	stl	pts	avg
					fg-fga	fg%	3fg-fga	3fg%	ft-fa	ft%	off	def	tot	avg								
11	Q Weatherspoon	21-21	675	32.1	126-272	.463	42-100	.420	70-91	.769	29	76	105	5.0	49	1	37	49	6	37	364	17.3
01	Lamar Peters	21-11	533	25.4	82-189	.434	48-118	.407	48-60	.800	5	36	41	2.0	57	2	72	47	4	21	260	12.4
04	Mario Kegler	23-22	645	28.0	78-182	.429	32-84	.381	44-72	.611	24	104	128	5.6	56	1	27	40	4	13	232	10.1
35	Aric Holman	23-21	564	24.5	77-155	.497	8-34	.235	41-62	.661	44	101	145	6.3	52	2	15	36	51	15	203	8.8
15	IJ Ready	20-13	570	28.5	62-131	.473	10-33	.303	39-45	.867	5	48	53	2.7	25	0	94	33	0	35	173	8.7
23	Tyson Carter	23-12	474	20.6	52-144	.361	28-79	.354	25-28	.893	4	38	42	1.8	26	0	19	11	3	16	157	6.8
34	Schnider Herard	23-11	436	19.0	42-74	.568	0-0	.000	43-85	.506	45	85	130	5.7	51	1	6	34	6	3	127	5.5
03	Xavian Stapleton	14-3	201	14.4	32-71	.451	8-28	.286	17-30	.567	12	21	33	2.4	39	2	3	11	5	15	89	6.4
02	Eli Wright	22-1	282	12.8	24-49	.490	5-19	.263	18-27	.667	10	20	30	1.4	36	1	6	11	3	7	71	3.2
45	E.J. Datcher	22-0	157	7.1	8-22	.364	0-0	.000	4-8	.500	10	24	34	1.5	44	1	1	5	12	5	20	0.9
12	Drew Davis	5-0	11	2.2	3-6	.500	2-3	.667	0-0	.000	1	0	1	0.2	0	0	1	2	0	0	8	1.6
13	Nick Singleton	6-0	25	4.2	2-6	.333	1-3	.333	0-0	.000	1	2	3	0.5	2	0	1	1	1	1	5	0.8
05	Joe Strugg	6-0	15	2.5	1-4	.250	1-3	.333	0-0	.000	0	3	3	0.5	2	0	0	4	0	0	3	0.5
20	Miles Washington	5-0	12	2.4	1-3	.333	0-1	.000	0-0	.000	0	0	0	0.0	2	0	0	0	1	0	2	0.4
Team											29	37	66				9					
Total.....		23	4600		590-1308	.451	185-505	.366	349-508	.687	219	595	814	35.4	441	11	282	293	96	168	1714	74.5
Opponents.....		23	4600		585-1356	.431	146-458	.319	322-464	.694	260	592	852	37.0	439	-	270	318	70	112	1638	71.2

TEAM STATISTICS	MS	OPP	Date	Opponent	Score	Att.
SCORING	1714	1638	11-11-16	NORFOLK STATE	w 78-74	4467
Points per game	74.5	71.2	11-17-17	vs UCF	L 61-86	3430
Scoring margin	+3.3	-	11-18-16	vs Boise State	w 80-68	3517
FIELD GOALS-ATT	590-1308	585-1356	11-20-16	vs UTEP	w 61-54	1293
Field goal pct	.451	.431	11-25-16	LEHIGH	L 73-87	6697
3 POINT FG-ATT	185-505	146-458	11-28-16	NORTHWESTERN STATE	w 65-59	6070
3-point FG pct	.366	.319	12-01-16	OREGON STATE	w 74-57	7684
3-pt FG made per game	8.0	6.3	12-04-16	GEORGIA STATE	w 82-60	6805
FREE THROWS-ATT	349-508	322-464	12-14-16	EAST TENNESSEE STATE	L 65-67	6479
Free throw pct	.687	.694	12-19-16	vs USM	w 86-44	4031
F-Throws made per game	15.2	14.0	12-22-16	MOREHEAD STATE	w 85-76	8328
REBOUNDS	814	852	12-29-16	MISSOURI-KANSAS CITY	w 77-54	7109
Rebounds per game	35.4	37.0	* 01-03-17	ALABAMA	L 58-68	7452
Rebounding margin	-1.7	-	* 01-07-17	at LSU	w 95-78	7626
ASSISTS	282	270	* 01-10-17	at Arkansas	w 84-78	15111
Assists per game	12.3	11.7	* 01-14-17	TEXAS A&M	w 67-59	8588
TURNOVERS	293	318	* 01-17-17	KENTUCKY	L 81-88	9768
Turnovers per game	12.7	13.8	* 01-21-17	at Tennessee	L 74-91	13917
Turnover margin	+1.1	-	* 01-25-17	MISSOURI	w 89-74	7101
Assist/turnover ratio	1.0	0.8	* 01-28-17	at Alabama	L 62-71	15383
STEALS	168	112	* 01-31-17	at Ole Miss	L 61-88	8205
Steals per game	7.3	4.9	* 02-04-17	TENNESSEE	w 64-59	7581
BLOCKS	96	70	* 02/07/17	at Auburn	L 92-98	7058
Blocks per game	4.2	3.0				
ATTENDANCE	94129	79571				
Home games-Avg/Game	13-7241	6-11217				
Neutral site-Avg/Game	-	4-3068				

* - Conference game

Score by Periods	1st	2nd	Totals
Mississippi State	783	931	1714
Opponents	815	823	1638

2016-17 Mississippi State Stats
Mississippi State Combined Team Statistics (as of Feb 07, 2017)
Conference games



RECORD:	OVERALL	HOME	AWAY	NEUTRAL
ALL GAMES	5-6	3-2	2-4	0-0
CONFERENCE	5-6	3-2	2-4	0-0
NON-CONFERENCE	0-0	0-0	0-0	0-0

#	Player	gp-gs	min	avg	Total		3-Point		F-Throw		Rebounds				pf	dq	a	to	blk	stl	pts	avg
					fg-fga	fg%	3fg-fga	3fg%	ft-fa	ft%	off	def	tot	avg								
11	Q Weatherspoon	11-11	363	33.0	63-144	.438	21-53	.396	26-37	.703	15	43	58	5.3	28	1	14	29	3	17	173	15.7
01	Lamar Peters	11-10	318	28.9	50-118	.424	25-70	.357	42-51	.824	3	20	23	2.1	28	1	47	34	1	15	167	15.2
04	Mario Kegler	11-11	319	29.0	37-82	.451	16-40	.400	29-47	.617	9	53	62	5.6	32	1	19	20	3	4	119	10.8
34	Schnider Herard	11-11	234	21.3	28-47	.596	0-0	.000	34-64	.531	28	41	69	6.3	31	1	2	20	1	2	90	8.2
35	Aric Holman	11-9	274	24.9	30-68	.441	5-17	.294	18-29	.621	19	48	67	6.1	27	1	7	16	25	4	83	7.5
03	Xavian Stapleton	11-2	157	14.3	24-55	.436	4-21	.190	15-26	.577	11	16	27	2.5	34	2	2	9	2	9	67	6.1
15	IJ Ready	8-1	209	26.1	13-27	.481	3-6	.500	16-16	1.000	0	19	19	2.4	8	0	33	10	0	13	45	5.6
02	Eli Wright	11-0	115	10.5	16-23	.696	4-7	.571	4-8	.500	6	8	14	1.3	18	1	1	5	2	2	40	3.6
23	Tyson Carter	11-0	139	12.6	14-46	.304	6-23	.261	2-2	1.000	2	7	9	0.8	12	0	6	3	1	3	36	3.3
45	E.J. Datcher	10-0	69	6.9	3-10	.300	0-0	.000	1-2	.500	3	5	8	0.8	21	0	1	2	3	3	7	0.7
12	Drew Davis	1-0	1	1.0	0-1	.000	0-0	.000	0-0	.000	1	0	1	1.0	0	0	0	0	0	0	0	0.0
13	Nick Singleton	1-0	1	1.0	0-0	.000	0-0	.000	0-0	.000	0	0	0	0.0	0	0	0	0	0	0	0	0.0
20	Miles Washington	1-0	1	1.0	0-1	.000	0-0	.000	0-0	.000	0	0	0	0.0	1	0	0	0	0	0	0	0.0
Team											11	17	28					5				
Total.....		11	2200		278-622	.447	84-237	.354	187-282	.663	108	277	385	35.0	240	8	132	153	41	72	827	75.2
Opponents.....		11	2200		294-662	.444	67-212	.316	197-287	.686	142	289	431	39.2	219	-	151	142	41	61	852	77.5

TEAM STATISTICS	MS	OPP	Date	Opponent	Score	Att.
SCORING	827	852	* 01-03-17	ALABAMA	L 58-68	7452
Points per game	75.2	77.5	* 01-07-17	at LSU	W 95-78	7626
Scoring margin	-2.3	-	* 01-10-17	at Arkansas	W 84-78	15111
FIELD GOALS-ATT	278-622	294-662	* 01-14-17	TEXAS A&M	W 67-59	8588
Field goal pct	.447	.444	* 01-17-17	KENTUCKY	L 81-88	9768
3 POINT FG-ATT	84-237	67-212	* 01-21-17	at Tennessee	L 74-91	13917
3-point FG pct	.354	.316	* 01-25-17	MISSOURI	W 89-74	7101
3-pt FG made per game	7.6	6.1	* 01-28-17	at Alabama	L 62-71	15383
FREE THROWS-ATT	187-282	197-287	* 01-31-17	at Ole Miss	L 61-88	8205
Free throw pct	.663	.686	* 02-04-17	TENNESSEE	W 64-59	7581
F-Throws made per game	17.0	17.9	* 02/07/17	at Auburn	L 92-98	7058
REBOUNDS	385	431	* - Conference game			
Rebounds per game	35.0	39.2				
Rebounding margin	-4.2	-				
ASSISTS	132	151				
Assists per game	12.0	13.7				
TURNOVERS	153	142				
Turnovers per game	13.9	12.9				
Turnover margin	-1.0	-				
Assist/turnover ratio	0.9	1.1				
STEALS	72	61				
Steals per game	6.5	5.5				
BLOCKS	41	41				
Blocks per game	3.7	3.7				
ATTENDANCE	40490	67300				
Home games-Avg/Game	5-8098	6-11217				
Neutral site-Avg/Game	-	0-0				

Score by Periods	1st	2nd	Totals
Mississippi State	355	472	827
Opponents	415	437	852

2016-17 Mississippi State Stats
Mississippi State Game-by-Game Highs (as of Feb 07, 2017)
All games



Opponent	Date	Score	Points	Rebounds	Assists	Steals	Blocked shots
NORFOLK STATE	11-11-16	78-74	22-Q Weatherspoon	11-Aric Holman	7-IJ Ready	2-Aric Holman	5-Aric Holman
vs UCF	11-17-17	61-86	19-Q Weatherspoon	7-Aric Holman Q Weatherspoon	4-IJ Ready Q Weatherspoon	2-Tyson Carter Mario Kegler	3-E.J. Datcher
vs Boise State	11-18-16	80-68	25-Q Weatherspoon	7-Schnider Herard	6-IJ Ready	4-Q Weatherspoon	None
vs UTEP	11-20-16	61-54	18-Aric Holman	8-Mario Kegler	4-Lamar Peters	2-Q Weatherspoon Aric Holman	1-Eli Wright
LEHIGH	11-25-16	73-87	20-IJ Ready	9-Mario Kegler	5-IJ Ready	2-Tyson Carter	1-E.J. Datcher Aric Holman Tyson Carter
NORTHWESTERN STATE	11-28-16	65-59	14-IJ Ready	7-Aric Holman Eli Wright	6-IJ Ready	5-IJ Ready	5-Aric Holman
OREGON STATE	12-01-16	74-57	21-Q Weatherspoon	7-Aric Holman	5-IJ Ready	5-IJ Ready	1-Tyson Carter Aric Holman
GEORGIA STATE	12-04-16	82-60	24-Lamar Peters	7-Schnider Herard	5-IJ Ready	4-Q Weatherspoon	2-Schnider Herard
EAST TENNESSEE STATE	12-14-16	65-67	17-Aric Holman	8-Mario Kegler	4-IJ Ready	3-Lamar Peters	4-Aric Holman
vs USM	12-19-16	86-44	16-Q Weatherspoon	12-Schnider Herard	8-IJ Ready	4-IJ Ready	2-E.J. Datcher Schnider Herard Lamar Peters Aric Holman
MOREHEAD STATE	12-22-16	85-76	27-Q Weatherspoon	7-Mario Kegler	3-IJ Ready Q Weatherspoon	2-Q Weatherspoon Xavian Stapleton	3-Aric Holman
MISSOURI-KANSAS CITY	12-29-16	77-54	25-Q Weatherspoon	8-Schnider Herard	5-IJ Ready	2-Xavian Stapleton Mario Kegler	3-Aric Holman
ALABAMA	01-03-17	58-68	12-Mario Kegler	7-Mario Kegler	4-Lamar Peters	2-Lamar Peters IJ Ready	4-Aric Holman
at LSU	01-07-17	95-78	17-Aric Holman	9-Aric Holman	8-IJ Ready	3-Q Weatherspoon	2-Q Weatherspoon E.J. Datcher Aric Holman
at Arkansas	01-10-17	84-78	25-Q Weatherspoon	11-Aric Holman	5-Mario Kegler	5-IJ Ready	2-Aric Holman
TEXAS A&M	01-14-17	67-59	16-Schnider Herard	5-Mario Kegler Aric Holman	5-IJ Ready	5-Lamar Peters	3-Aric Holman
KENTUCKY	01-17-17	81-88	25-Lamar Peters	8-Mario Kegler	2-Aric Holman Mario Kegler Q Weatherspoon Lamar Peters	4-Q Weatherspoon	2-Aric Holman
at Tennessee	01-21-17	74-91	14-Schnider Herard	11-Schnider Herard	7-Lamar Peters	2-IJ Ready	2-Aric Holman
MISSOURI	01-25-17	89-74	29-Q Weatherspoon	8-Q Weatherspoon	8-IJ Ready	2-Q Weatherspoon	4-Aric Holman
at Alabama	01-28-17	62-71	13-Lamar Peters	9-Aric Holman	4-Mario Kegler	2-Lamar Peters	1-Mario Kegler Aric Holman
at Ole Miss	01-31-17	61-88	16-Q Weatherspoon Lamar Peters	6-Aric Holman Mario Kegler	4-Lamar Peters	1-Mario Kegler Xavian Stapleton Lamar Peters Schnider Herard Q Weatherspoon	2-Aric Holman
TENNESSEE	02-04-17	64-59	17-Mario Kegler	15-Schnider Herard	7-Lamar Peters	4-Xavian Stapleton	2-Aric Holman
at Auburn	02/07/17	92-98	25-Q Weatherspoon	9-Q Weatherspoon	7-Lamar Peters	1-E.J. Datcher Q Weatherspoon Aric Holman Schnider Herard Lamar Peters	1-Eli Wright Aric Holman Xavian Stapleton

2016-17 Mississippi State Stats
Mississippi State Points-Rebounds-Assists (as of Feb 08, 2017)
All games -- Last 3 minutes



Opponent	Date	Score		01 PETERS,LAM	02 WRIGHT,ELI	03 STAPLETON,	04 KEGLER,MAR	05 STRUGG,JOE	11 WEATHERSPO	12 DAVIS,DREW
NORFOLK STATE	11-11-16	78-74	w	0-0-0	DNP	DNP	2-0-0	DNP	0-1-0	DNP
vs UCF	11-17-17	61-86	L	DNP	DNP	DNP	2-2-0	DNP	0-0-0	DNP
vs Boise State	11-18-16	80-68	w	DNP	DNP	DNP	0-0-0	DNP	0-0-0	DNP
vs UTEP	11-20-16	61-54	w	3-0-0	DNP	DNP	DNP	DNP	0-1-0	DNP
LEHIGH	11-25-16	73-87	L	3-0-0	DNP	DNP	0-1-0	DNP	DNP	DNP
NORTHWESTERN STATE	11-28-16	65-59	w	DNP	DNP	DNP	2-0-0	DNP	DNP	DNP
OREGON STATE	12-01-16	74-57	w	5-0-0	0-1-0	DNP	DNP	0-1-0	DNP	0-0-0
GEORGIA STATE	12-04-16	82-60	w	0-0-1	DNP	DNP	3-0-0	0-1-0	0-1-0	DNP
EAST TENNESSEE STATE	12-14-16	65-67	L	3-0-1	DNP	DNP	1-1-1	DNP	0-1-0	DNP
vs USM	12-19-16	86-44	w	DNP	DNP	DNP	DNP	3-0-0	DNP	6-0-1
MOREHEAD STATE	12-22-16	85-76	w	DNP	DNP	DNP	0-1-0	DNP	4-0-1	DNP
MISSOURI-KANSAS CITY	12-29-16	77-54	w	0-0-0	DNP	DNP	DNP	0-1-0	DNP	2-0-0
ALABAMA	01-03-17	58-68	L	0-0-0	DNP	DNP	2-2-0	DNP	2-1-0	DNP
at LSU	01-07-17	95-78	w	5-0-1	DNP	DNP	0-1-0	DNP	0-0-0	DNP
at Arkansas	01-10-17	84-78	w	0-0-1	DNP	0-1-0	4-1-0	DNP	DNP	DNP
TEXAS A&M	01-14-17	67-59	w	4-0-0	DNP	DNP	DNP	DNP	2-1-0	DNP
KENTUCKY	01-17-17	81-88	L	7-0-1	0-0-0	0-0-0	0-1-0	DNP	1-0-0	DNP
at Tennessee	01-21-17	74-91	L	DNP	DNP	DNP	DNP	DNP	DNP	DNP
MISSOURI	01-25-17	89-74	w	3-1-0	DNP	DNP	2-1-0	DNP	2-2-0	0-1-0
at Alabama	01-28-17	62-71	L	2-0-0	DNP	DNP	0-0-0	DNP	0-1-0	DNP
at Ole Miss	01-31-17	61-88	L	DNP	0-0-0	DNP	DNP	DNP	0-0-0	DNP
TENNESSEE	02-04-17	64-59	w	1-1-0	DNP	0-1-0	4-2-0	DNP	0-0-0	DNP
at Auburn	02-07-17	92-98	L	12-0-0	1-0-0	2-0-0	0-0-0	DNP	0-0-0	DNP

Opponent	Date	Score		13 SINGLETON,	15 READY,IJ	20 WASHINGTON	23 CARTER,TYS	34 HERARD,SCH	35 HOLMAN,ARI	45 DATCHER,EJ
NORFOLK STATE	11-11-16	78-74	w	DNP	1-0-0	DNP	DNP	DNP	1-1-0	DNP
vs UCF	11-17-17	61-86	L	0-2-0	DNP	DNP	0-0-1	0-0-0	DNP	DNP
vs Boise State	11-18-16	80-68	w	DNP	2-1-2	DNP	4-1-0	DNP	2-0-0	DNP
vs UTEP	11-20-16	61-54	w	DNP	2-0-0	DNP	0-1-0	0-1-0	0-0-0	DNP
LEHIGH	11-25-16	73-87	L	DNP	5-0-1	DNP	DNP	DNP	DNP	DNP
NORTHWESTERN STATE	11-28-16	65-59	w	DNP	4-0-1	DNP	DNP	DNP	2-2-0	DNP
OREGON STATE	12-01-16	74-57	w	DNP	DNP	0-0-0	DNP	1-0-0	DNP	0-0-0
GEORGIA STATE	12-04-16	82-60	w	0-0-0	DNP	DNP	0-1-0	DNP	DNP	0-0-0
EAST TENNESSEE STATE	12-14-16	65-67	L	DNP	0-0-1	DNP	DNP	DNP	7-0-0	DNP
vs USM	12-19-16	86-44	w	0-0-1	DNP	DNP	DNP	0-3-1	DNP	0-0-0
MOREHEAD STATE	12-22-16	85-76	w	DNP	8-0-0	DNP	DNP	DNP	2-2-0	DNP
MISSOURI-KANSAS CITY	12-29-16	77-54	w	DNP	DNP	2-0-0	3-1-0	DNP	DNP	0-2-0
ALABAMA	01-03-17	58-68	L	DNP	4-0-0	DNP	0-0-0	DNP	0-1-0	DNP
at LSU	01-07-17	95-78	w	DNP	3-1-1	DNP	DNP	DNP	3-1-0	DNP
at Arkansas	01-10-17	84-78	w	DNP	6-1-0	DNP	DNP	DNP	2-0-0	DNP
TEXAS A&M	01-14-17	67-59	w	DNP	0-1-1	DNP	DNP	2-1-0	2-1-0	DNP
KENTUCKY	01-17-17	81-88	L	DNP	DNP	DNP	DNP	DNP	2-0-0	DNP
at Tennessee	01-21-17	74-91	L	DNP	DNP	DNP	4-0-0	DNP	DNP	0-0-0
MISSOURI	01-25-17	89-74	w	DNP	0-1-0	0-0-0	DNP	DNP	2-0-0	DNP
at Alabama	01-28-17	62-71	L	DNP	DNP	DNP	2-1-0	0-1-0	0-1-0	DNP
at Ole Miss	01-31-17	61-88	L	DNP	DNP	DNP	0-0-0	0-1-0	DNP	DNP
TENNESSEE	02-04-17	64-59	w	DNP	DNP	DNP	DNP	0-3-0	DNP	DNP
at Auburn	02-07-17	92-98	L	DNP	DNP	DNP	0-0-0	DNP	2-3-1	DNP












2016-17 Mississippi State Stats
Mississippi State Team Game-by-Game Comparison (as of Feb 07, 2017)
All games



Opponent	1st	2nd	Score	Mar	Total FG	FG Pct	3-Pointers	3FG Pct	Free Throws	FT Pct	Rebounds	Assist	T/Over	Block	Steal	Fouls
NORFOLK STATE	39/39	39/35	78-74	+4	28-60/26-57	.467/.456	11-23/5-15	.478/.333	11-17/17-26	.647/.654	38/35 +3	15/11	13/12	8/5	4/5	22/21
UCF	33/53	28/33	61-86	(25)	20-62/32-64	.323/.500	6-24/5-15	.250/.333	15-20/17-26	.750/.654	35/49 (14)	10/18	10/10	5/3	8/4	21/16
Boise State	37/29	43/39	80-68	+12	28-57/27-55	.491/.491	5-21/7-25	.238/.280	19-23/7-10	.826/.700	35/27 +8	13/10	10/17	0/1	13/3	16/23
UTEP	33/33	28/21	61-54	+7	21-52/19-51	.404/.373	7-20/4-22	.350/.182	12-14/12-20	.857/.600	34/34 -	12/10	8/12	1/2	5/2	20/18
LEHIGH	29/38	44/49	73-87	(14)	26-63/34-66	.413/.515	7-22/11-26	.318/.423	14-17/8-8	.824/1000	32/39 (7)	8/16	10/11	3/2	5/6	13/14
NORTHWESTERN STATE	28/28	37/31	65-59	+6	24-52/21-54	.462/.389	2-15/9-21	.133/.429	15-20/8-10	.750/.800	31/33 (2)	9/8	13/19	7/0	11/5	13/18
OREGON STATE	45/19	29/38	74-57	+17	22-44/21-45	.500/.467	11-19/6-13	.579/.462	19-25/9-11	.760/.818	29/24 +5	11/8	17/21	2/3	17/4	17/19
GEORGIA STATE	44/36	38/24	82-60	+22	31-66/25-62	.470/.403	13-34/6-19	.382/.316	7-9/4-6	.778/.667	38/37 +1	17/10	11/18	4/5	9/3	15/15
EAST TENNESSEE STATE	26/31	39/36	65-67	(2)	23-55/26-59	.418/.441	6-18/7-19	.333/.368	13-20/8-14	.650/.571	35/36 (1)	9/5	14/12	5/4	4/4	17/22
USM	39/25	47/19	86-44	+42	29-59/15-65	.492/.231	17-29/5-26	.586/.192	11-14/9-11	.786/.818	46/37 +9	21/6	14/15	11/1	9/6	16/13
MOREHEAD STATE	31/41	54/35	85-76	+9	31-58/28-56	.534/.500	5-20/9-19	.250/.474	18-29/11-13	.621/.846	30/32 (2)	10/10	5/16	4/2	5/4	13/22
MISSOURI-KANSAS CITY	44/28	33/26	77-54	+23	29-58/17-60	.500/.283	11-23/5-26	.478/.192	8-18/15-22	.444/.682	46/38 +8	15/7	15/13	5/1	6/5	18/19
ALABAMA	20/32	38/36	58-68	(10)	19-52/24-54	.365/.444	4-21/3-13	.190/.231	16-20/17-22	.800/.773	26/43 (17)	11/9	13/17	4/3	7/3	22/20
LSU	52/33	43/45	95-78	+17	33-61/29-72	.541/.403	11-22/9-27	.500/.333	18-25/11-17	.720/.647	40/39 +1	17/15	14/14	6/5	7/4	15/17
Arkansas	40/34	44/44	84-78	+6	25-55/28-59	.455/.475	12-26/7-21	.462/.333	22-32/15-23	.688/.652	41/29 +12	14/12	16/9	2/0	8/9	17/21
TEXAS A&M	25/24	42/35	67-59	+8	19-44/23-52	.432/.442	5-18/1-14	.278/.071	24-30/12-20	.800/.600	23/38 (15)	11/10	13/22	5/3	11/5	21/19
KENTUCKY	34/46	47/42	81-88	(7)	32-59/33-65	.542/.508	5-17/7-18	.294/.389	12-22/15-24	.545/.625	32/38 (6)	10/16	19/16	3/6	10/5	28/24
Tennessee	34/37	40/54	74-91	(17)	26-59/31-67	.441/.463	5-20/7-17	.250/.412	17-28/22-37	.607/.595	35/49 (14)	11/20	11/7	4/5	4/4	24/18
MISSOURI	39/43	50/31	89-74	+15	32-56/25-54	.571/.463	12-23/7-21	.522/.333	13-25/17-23	.520/.739	30/32 (2)	16/10	7/10	5/0	4/1	19/22
Alabama	29/34	33/37	62-71	(9)	23-56/17-52	.411/.327	5-16/6-18	.313/.333	11-19/31-36	.579/.861	40/37 +3	11/11	18/13	2/7	5/11	24/18
Ole Miss	33/51	28/37	61-88	(27)	21-53/30-68	.396/.441	7-25/6-23	.280/.261	12-16/22-25	.750/.880	30/43 (13)	12/15	19/8	3/4	5/11	18/13
TENNESSEE	21/33	43/26	64-59	+5	21-68/22-57	.309/.386	7-26/5-18	.269/.278	15-31/10-22	.484/.455	55/45 +10	9/11	10/14	4/2	6/1	24/24
Auburn	28/48	64/50	92-98	(6)	27-59/32-62	.458/.516	11-23/9-22	.478/.409	27-34/25-38	.794/.658	33/38 (5)	10/22	13/12	3/6	5/7	28/23

Note: Game totals are displayed in the format TEAM/OPPONENT for each category

2016-17 MISSISSIPPI STATE PLAYER BREAKDOWN

1		Lamar Peters Fr G 6-0 188 New Orleans, LA	MIN 25.4	PTS 12.4	RBS 2.0	AST 3.4	FG% .434	3FG% .407	FT% .800	Notes: Appeared in 10 non-conference games and averaged 9.3 points. Had 24 points vs. Georgia State with six 3-pointers. Started last eight SEC games. Scored in double-digits 11 times, including 14 vs. Had a career-high 25 points against Kentucky. Shot seven 3-pointers and 5 back-to-back and totaled 23 points and 2 assists against Missouri. 3rd in the SEC in 3FG%. Had 23 points and 7 assists against Auburn.
2		Eli Wright Fr G 6-4 203 Owensboro, KY	MIN 12.8	PTS 3.2	RBS 1.4	AST 0.3	FG% .490	3FG% .263	FT% .667	Notes: Appeared in 11 non-conference games and averaged 2.8 points, with a career-best 11 coming against Northwestern State. Had 9 points at LSU. Played 3 minutes vs. Arkansas and Texas A&M. Scored in double-digits twice. Had 9 points and 2 rebounds against Auburn.
3		Xavian Stapleton So G 6-6 207 Flora, MS	MIN 14.4	PTS 6.4	RBS 2.4	STL 1.1	FG% .451	3FG% .286	FT% .567	Notes: Sat out the first nine games recovering from a torn left ACL. First game at MSU came against USM, where he had 8 points, 2 steals. Averaged 7.3 points in non-conference games. Started three games. Had 14 points and 11 rebounds against Tennessee to earn his first-career double-double. Had 3 points and 1 rebound against Auburn.
4		Mario Kegler Fr G 6-7 220 Jackson, MS	MIN 28.0	PTS 10.1	RBS 5.6	AST 1.2	FG% .429	3FG% .381	FT% .611	Notes: Started 11 of the 12 games non-conference games and averaged 9.4 points. Has scored in double-digits 11 times, with season-high 17 points coming against Tennessee. Season-high 9 rebounds vs. Lehigh and Tennessee. Had 9 rebounds and 17 points against Tennessee. Had 16 points and 4 rebounds against Auburn.
5		Joe Strugg Fr F 6-9 196 Montgomery, AL	MIN 2.5	PTS 0.5	RBS 0.5	AST ---	FG% .250	3FG% .333	FT% ---	Notes: Appeared in six games and averaged 0.5 points and 0.5 rebounds. Made collegiate debut vs. UCF and logged 2 minutes. Hasn't appeared in any SEC games. Did not travel to Alabama because he was sick.
11		Quinnndary Weatherspoon So G 6-4 205 Canton, MS	MIN 32.1	PTS 17.3	RBS 5.0	AST 1.8	FG% .463	3FG% .420	FT% .769	Notes: Preseason All-SEC selection who started all 10 non-conference games he played. Missed Lehigh and Northwestern State due to wrist injury. 27 points against Morehead State. Has totaled 20-plus points eight this year, all wins. Scored in double-digits 18 times. SEC player of the week Jan. 23. Had a career-high 29 points and 8 rebounds against Missouri. Had 25 points and 9 rebounds against Auburn.
15		I.J. Ready Sr G 5-11 166 Rixey, AR	MIN 28.5	PTS 8.7	RBS 2.7	AST 4.7	FG% .473	3FG% .303	FT% .867	Notes: MSU's lone senior who started all 12 non-conference games. Has now appeared in 103 games and scored 824 points. Averaged 10.7 points in non-conference play. Season-high 8 assists vs. USM and Mizzou. 19 points vs. Morehead State. Had 6 points vs. Texas A&M with 5 assists and 3 steals. Had 4 points and 1 assist against Kentucky. Had 8 assists and 1 steal against Missouri. 7th all-time at MSU with 368 assists. His 5.1 assists are 2nd most in the SEC, while his 2.8 assist/turnover ratio is tops. Did not travel to Auburn because of an injury.
23		Tyson Carter Fr G 6-4 167 Starkville, MS	MIN 20.6	PTS 6.8	RBS 1.8	AST 0.8	FG% .361	3FG% .354	FT% .893	Notes: Started all 12 non-conference games and averaged 10.1 points. Season-best 17 points vs. Norfolk, the most by a freshman on opening day since 1987-88. Had 10 points vs. Alabama, but failed to score at LSU. Came off the bench vs. Arkansas and totaled 3 points. Has scored in double-digits seven times. Had 2 points and 1 rebound against Auburn.
34		Schnider Herard Fr F 6-10 250 Port-Au-Prince, Haiti	MIN 19.0	PTS 5.5	RBS 5.7	BLK 0.3	FG% .568	3FG% ---	FT% .506	Notes: Appeared in all 12 non-conference games and averaged 3.1 points. 8 points vs. Georgia State and 12 rebounds vs. USM. Started all seven SEC games. Career-high 16 points vs. Texas A&M. Had 7 points and 5 rebounds against Kentucky. First-career double-double at Tennessee with 14 points and 11 rebounds. Earned his second double-double against Tennessee. Had a career-high 15 rebounds and 12 points. Had 6 points and 6 rebounds against Auburn.
35		Aric Holman So F 6-10 222 Owensboro, KY	MIN 24.5	PTS 8.8	RBS 6.3	BLK 2.2	FG% .497	3FG% .235	FT% .661	Notes: Started all 12 non-conference games and averaged 10.0 points. Career high of 18 points came against UTEP. Has two double-doubles, first against Norfolk State and then at Arkansas with 13 points and 11 rebounds. His 51 blocks are the third-most in the SEC. Has scored in double-digits 10 times this season. Had 4 points and 5 rebounds against Tennessee. Had 8 points and 6 rebounds against Auburn.
45		E.J. Datcher Fr C 6-9 240 Harpersville, AL	MIN 7.1	PTS 0.9	RBS 1.5	BLK 0.5	FG% .364	3FG% ---	FT% .500	Notes: Appeared in all 12 non-conference games and averaged 1.1 points. Season-best 4 points came against USM, while season-best 7 rebounds came against Norfolk State. Had 1 steal against Auburn.